

# PENN STATE MEN'S LACROSSE

## GAME 10: PENN STATE vs. OHIO STATE APRIL 7, 2019 | PANZER STADIUM | UNIVERSITY PARK, PA

### PROJECTED STARTING LINES (Numerical)

ATTACK	GP-GS	G	A	PTS
#1 Grant Ament	8-8	10	48	58
#3 Mac O'Keefe	9-9	38	10	48
#7 TJ Malone	9-1	19	4	23
#14 Dylan Foulds	9-9	20	3	23

MIDFIELD	GP-GS	G	A	PTS
#13 Nick Spillane	9-9	18	11	29
#25 Jack Kelly	8-8	19	2	21
#26 Dan Reaume	8-7	7	4	11
#33 Jack Traynor	9-1	7	3	10

DEFENSE MIDFIELD	GP-GS	G	GB	CT
#19 Brian Townsend	8-0	2	5	1
#4 Bobby Burns	9-1	1	13	1
#23 Tommy Wright*	9-0	0	20	6
#31 Kevin Fox*	9-0	2	10	5

CLOSE DEFENSE	GP-GS	G	GB	CT
#16 Chris Sabia	9-9	1	19	12
#43 Nick Cardile	9-9	1	16	6
#44 Brayden Peck	9-9	0	13	4

GOAL	GP-GS	MIN	GA	SAVE
#34 Colby Kneese	9-9	438:12	80	89

FACEOFF	GP-GS	GB	F/O	PCT.
#40 Gerard Arceri	9-0	81	133-212	.627

\*-Long Stick Middies

### 2019 SCHEDULE

8-1 OVERALL | 1-0 BIG TEN  
3-0 HOME • 3-1 AWAY • 2-0 NEUTRAL

F2!	VILLANOVA	W, 17-7
F9!	ROBERT MORRIS	W, 27-10
F16	at Stony Brook	W, 17-4
F23	at Yale	L, 13-14
M2	Penn	W, 15-14
M8	vs. Cornell(1)	W, 19-13
M10	vs. Jacksonville(1)	W, 24-11
M23	at Cleveland State	W, 15-11
M31*	at Maryland	W, 13-10
A7*%	OHIO STATE	7 p.m.
A13*%	at Michigan	noon
A21*	JOHNS HOPKINS	noon
A27*	RUTGERS	2:30 p.m.
M2	Big Ten Tournament(2)	TBA
M4	Big Ten Tournament(2)	TBA
M8	NCAA Play-In Game(3)	TBA
M11	NCAA First Round(3)	TBA
M12	NCAA First Round(3)	TBA
M18	NCAA Quarterfinals(4)	TBA
M19	NCAA Quarterfinals(5)	TBA
M25	NCAA Semifinals(6)	TBA
M27	NCAA Final(6)	TBA

\* – Big Ten Conference game • \$ – Exhibition game  
% – Creator's Trophy game • All times Eastern  
Home games in CAPS at Panzer Stadium (! in Holuba Hall)

- Charlotte, N.C.
- Piscataway, N.J.
- Campus Sites
- Hempstead, N.Y.
- East Hartford, Conn.

### THE MATCH-UP

Penn State and Ohio State will enter the week at No. 1 and No. 7, respectively in the USILA Coaches Poll. Penn State holds a 16-6 all-time winning record over the Buckeyes, with the Nittany Lions on a three-game winning streak after a 12-4 win in 2018, a 9-4 win in 2017, and a 6-5 overtime win in 2016.

Penn State is 7-4 against Ohio State at home, however this will be the Buckeyes' first trip to Panzer Stadium.

This series has a history of overtime as six of the 22 contests have gone into extra time. It is an even 3-3 in those overtime games.

In 2019, Ohio State is 7-1 and coming off a 14-6 loss in its Big Ten open to unranked Rutgers last Sunday. The lone mutual opponent between the Buckeyes and the Nittany Lions is the Cleveland State Vikings. Penn State beat the Vikings 15-11 just two weeks ago, while Ohio State beat CSU, 12-9, in the season opener.

### OHIO STATE (16-6)

4/7/1979	W	14-11	A
4/5/1980	W	17-3	H
4/4/1981	W	15-5	A
4/3/1982	W	24-4	H
3/3/1995	W	15-7	H
2/25/1996	W (OT)	8-7	A
5/3/2003	W	13-4	H
2/21/2004	W	5-4	A
2/19/2005	W	9-7	H
3/11/2006	W (OT)	14-13	A
3/10/2007	L	8-10	H
3/8/2008	L	6-17	A
3/7/2009	W	11-5	H
3/16/2010	L (OT)	10-11	A
3/5/2011	L (3OT)	5-6	H
3/3/2012	W	5-2	A
3/2/2013	L (OT)	9-10	H
3/1/2014	W	11-8	A
4/29/2015	L	8-10	H
4/3/2016	W (OT)	6-5	A
4/2/2017	W	9-4	H
3/31/2018	W	12-4	A

### NATIONAL RANKING TRENDS

WEEK	USILA	IL	US LAX MAG
PRE	9	9	11
1	4	4	5
2	2	2	2
3	5	5	5
4	6	T-4	6
5	1	1	2
6	1	1	2
7	1	1	2
8	1	1	1

### WEEK 7 ROUND-UP

The No. 1 Penn State men's lacrosse team took down No. 3 Maryland, 13-10, on the evening of March 31 to move to 8-1, 1-0 in Big Ten play, earning the program's first varsity win over the Terrapins.

Penn State moved to 3-40 all-time against the Terps, but the two Nittany Lion wins came in 1916 and 1920 before Maryland became a varsity lacrosse program in 1924.

The Nittany Lions used a balanced offense and a solid defensive stand to take the 'W' back to University Park.

Penn State saw eight different players score goals and nine total players record points.

Sophomore middle Jack Kelly led the Nittany Lions with three goals for his sixth multi-goal performance and his fifth hat-trick of the year. Kelly also added an assist for four points.

Junior attackman Mac O'Keefe also recorded four points scoring two goals and dishing out two assists. O'Keefe is now at 124 career goals, just three goals shy of tying Will Driscoll's (1999-2002) Penn State Career Goals Record of 127. He also now has 38 goals on the year.

Senior Nick Spillane had a three-point performance with two goals and an assist.

Redshirt junior Grant Ament, redshirt freshmen Dan Reaume and freshman Jack Traynor each recorded two points as Ament dished out two assists, Traynor scored two goals, and Reaume tallied one of each.

Redshirt junior Dylan Foulds, sophomore Cole Willard and freshman TJ Malone all recorded a goal.

Ament is now has 48 assists this season and 112 for his career.

At the 'x,' junior Gerard Arceri recorded 10 ground balls for a career-high in a Big Ten game. He also went 18 of 26 for the game for 69.2-percent.

Junior Colby Kneese stood tall in cage, recording seven saves and earning his eighth win of the season.

Senior defenseman Chris Sabia recorded two caused turnovers and three ground balls. He led a defense that allowed just one goal in the first 28 minutes as Penn State built an 8-1 lead and held Maryland to a season-low in goals.

### REMAINING 2019 BROADCAST SCHEDULE

April 7 - 7 pm.	Ohio State	BTN
Joe Beninati & Mark Dixon on the call		
April 21 - 12 pm	Johns Hopkins	ESPNU
April 27 - 2:30 pm	Rutgers	BTN

# 2019 PENN STATE MEN'S LACROSSE

## ACTIVE STREAKS

Redshirt junior Grant Ament has the eighth longest point scoring streak in the nation, recording a point in all 39 of his career games played are 60-112-172. Senior Pat Spencer of Loyola currently leads the list at 60 as a senior at 129-203-332. Ament's streak is the longest active in the Big Ten with Michigan's Brent Noseworthy following at 34 games.

Junior Mac O'Keefe is on a 16 game goal scoring streak, dating back to March 17, 2018. He has scored 58 goals during that time. His streak is good for 10th in the nation.

## NCAA STAT RANKINGS

As a team, the Nittany Lions currently rank No. 1 in the nation in seven categories. They are the top team in man-up offense (0.633), points per game (28.44), scoring margin (7.33), scoring offense (17.78), assists per game (10.67), and shot percentage (.429).

Redshirt junior Grant Ament currently leads the nation in assists per game at 6.00. He is second points per game at 7.25.

Junior Mac O'Keefe is second for goals per game at 4.22 .

Freshman TJ Malone is sixth in shot percentage (.528).

Junior Gerard Arceri is 11th in the nation in faceoff winning percentage at .627 and seventh in groundballs at 9.00.

## SYOSSET'S SHARP-SHOOTER

Junior Mac O'Keefe has been known as one of the nation's best shooters his entire career, and soon he will be the most prolific goal scorer in Penn State history.

The native of Syosset, New York is just four goals away from setting the Penn State record for career goals, just three-quarters of the way into his junior campaign. O'Keefe has 124 goals heading into Sunday night's contest. The record, held by Will Driscoll (1999-2002) is 127.

On February 16 against Stony Brook, O'Keefe scored seven goal to recorded his 100th career goal, becoming the first junior to surpass that mark. O'Keefe's seventh goal at the 2:47 mark in the second quarter in that game. He is just the eighth player in Penn State history to score 100th career goals.

O'Keefe also happens to hold the single season record for goals after scoring 51 in his rookie campaign. He is currently on pace to break that record as he is averaging 4.22 goals per game, good for second in the nation.

In an article from Inside Lacrosse from his freshman year, O'Keefe credited a fence to his success.

"It served as his own private shot incubator. It still does, to a degree. Mistakes, and there were many, were tangible. The brown wooden fence in Mac O'Keefe's backyard took the brunt of each miss. The fence, which has since been restored, was at one time in shambles. Pocked by white, round blotches and splintered in other areas, O'Keefe's backstop took a beating through the years. The family dog would go in and out because the fence had so many gaping holes in it."

"That fence is where it started. Where the vision and precision began. The moves against imaginary defenders. The perfected lefty release."

## COMING UP CLUTCH

Penn State has a clutch performer. It's probably not the first name you think of when it comes to the Nittany Lions offense, but Nick Spillane has established himself as a clutch performer.

When the situation requires it, Spillane is consistently there for his teammates on the offensive side of the field.

Spillane has recorded eight fourth quarter goals.

Let's set the scene for all of them to show the value of Penn State's No. 13.

Against Yale, Penn State trailed 13-8 early in the fourth quarter. Nick Spillane was able to get back-to-back goals to close the game to 13-11, helping ignite a comeback. Though it fell short, it wasn't due to lack of effort.

Against Penn, Spillane was on a different planet in the closing minutes. In a back-and-forth game, it was senior midfielder Nick Spillane who was able to stick the dagger in the back of the net to secure the win for the Blue & White.

Redshirt junior attackman Grant Ament found Spillane with 2:39 left to play in the game, and Spillane took the jump shot that found its way to the back of Penn's net, tying the game at 14-all.

Off the ensuing faceoff, Penn would find itself with the win and possession but redshirt junior Tommy Wright caused a Penn turnover and defensive middle Brian Townsend scooped up the groundball and charged into the Nittany Lions' offensive side of the field. The Nittany Lions called a timeout with 2:18 left of the clock.

Out of the timeout, Penn State was able to get the ball in Spillane's stick, and the senior middle sniped a rocket of a shot that found the back of the cage and gave Penn State the lead with 2:01 left to play, and it was ultimately the game-winner.

His versatility speaks to his team's attitude of playing together as a group, which head coach Jeff Tambroni emphasizes on a weekly basis with his offense.

Against Cornell, despite having a sizable lead, Cornell clawed back to 14-11 with Cornell scoring the first goal of the fourth. However, Spillane shut down their energy scoring less than a minute later. He added another game-sealing goal in the final minutes.

In the game against Cleveland State, the Viking closed the gap to 12-10 after three straight CSU goals to open the fourth quarter. Again Spillane said ENOUGH and sniped an unassisted goal that started a 3-0 run for the Nittany Lions go put the game at bay.

Against Maryland, Spillane answered a Maryland goal in the fourth, keeping the Terrapins from gaining any momentum and keeping the Nittany Lions in the lead.

"Our offense is set up to take advantage of all six guys," Tambroni said. "The timeliness of his plays has to do with a combination of his ability, maturity and courage. In the Cornell game, he scored a couple of really big goals down the stretch, so I think he recognizes the moment as a veteran player.

"I also think he's courageous enough to make mistakes, and you need to have that senior leadership. If you do, you can be in every game as guys like that have a sense about them, and it is great to see him take a lead role in some of these crucial moments in these games."

## JACKS OF ALL TRADES

On Sunday afternoon against Maryland, Jack Kelly and Jack Traynor were the two names that stuck out to most - despite most not knowing who they were.

Sophomore Jack Kelly has been on a quite offensive tear in 2019 after playing just six games in his freshman season due to injury. In 2019, Kelly has 19 goals and two assists. Against Maryland, Kelly scored a team-best three goals and added an assist. It was his sixth multi-goal performance and his fifth hat-trick of the year.

Freshman Jack Traynor has also been sneaky good for the Nittany Lions out of the midfield. The rookie score two goals in the opening quarter against Maryland on Sunday for just his third two-goal game of his career. He currently has a five-game point streak recording at least an assist or a goal dating back to the Penn game. He is shooting 41.2-percent on the year, but more impressively his shot on goal percentage is 76.5-percent. He also recorded his first game-winner against Cornell. His versatility goes beyond the offense though. Against Jacksonville, the middle scooped up an impressive five ground balls.

## 2019 AWARDS

### Grant Ament

2x Big Ten Player of the Week (2/5, 3/12)  
2x USILA Team of the Week (2/12, 3/12)  
US Lacrosse National Player of the Week (3/12)  
2019 Tewaaraton Watch List (2/28)

### TJ Malone

3x Big Ten Freshman of the Week (2/5, 2/12, 3/12)

### Mac O'Keefe

Big Ten Player of the Week (2/19)  
USILA Team of the Week (2/19)  
2019 Tewaaraton Watch List (3/21)

### Nick Spillane

Big Ten Player of the Week (3/5)  
USILA Team of the Week (3/5)

### Colby Kneese

Big Ten Specialist of the Week (2/5)

### Gerard Arceri

Big Ten Specialist of the Week (3/21)  
2019 Tewaaraton Watch List (2/28)

### Chris Sabia

Senior CLASS Award finalist (1 of 10) (3/29)  
USILA Team of the Week (4/2)

# 2019 PENN STATE MEN'S LACROSSE

## RECORDS BROKEN

On Sunday, March 10 against Jacksonville, Penn State saw two juniors break records.

Faceoff man Gerard Arceri surpass the school's career faceoff wins record. On his 14th faceoff win of the game against Jacksonville, Arceri become the Penn State record holder for career faceoff wins with 511, he now sits at 527 for his career. Starting the day at third on the all-time list, Arceri passed both second-place Greg Gurenlian (508; 2003-06) and first-place Danny Henneghan (510; 2010-13), to take sole possession of the top.

The Nittany Lions also saw Grant Ament take hold of the PSU single season assists record. On his seventh assist of the afternoon on Sunday, Ament broke the Penn State single season assist record of 44 set by both Gary Martin (1982) and Jeff Connor (1988). Ament is now at 110 career assists, good for second all-time, trailing only Martin who recorded 156 from 1981-84.

## SABIA NAMED SENIOR CLASS AWARD FINALIST

Penn State men's lacrosse senior Chris Sabia has demonstrated excellence on and off the field, and that has recently been recognized by those at the Senior CLASS Award organization as he was named one of 10 finalists for the award. He is the only Big Ten student-athlete up for the award for men's lacrosse.

To be eligible for the award, a student-athlete must be classified as an NCAA Division I senior and have notable achievements in four areas of excellence: community, classroom, character and competition.

Sabia has excelled in all four areas.

Sabia, a labor and employment relations major, is also earning a business minor and will graduate with both to his name in his four years at Penn State. He has earned Academic All-Big Ten honors during both of his eligible seasons.

The defenseman has been a staple in leading the Penn State men's lacrosse team in the community. He led and put together a group of 10 teammates to participate in a day of volunteer work at the Habitat for Humanity of Greater Centre County & ReStore this past fall, and he has also participated in many other community service events. He was a part of the 2018 State College Sustainability and Diversity Expo, where he shared research and information on different initiatives in the local area. Each of the last four years, Sabia has helped freshmen move into their dorms on campus on Move-In Day and has participated in the "Day of Giving" on Penn State's campus the last four years as well. He has built a relationship with the Wounded Warriors Project by participating in the Wounded Warrior Walk, Run and Roll even, as well as a wheelchair basketball event.

Sabia was named a 2018-19 team captain for his work ethic and his competitive nature that helps lead the Penn State men's lacrosse team.

Sabia is also a two-year veteran of Penn State's Athletics Directors Leadership Institute.

The 10 names will be placed on the official ballot. Ballots will be distributed through a nationwide voting system to media, coaches and fans, who will select one candidate who best exemplifies excellence in the four Cs of community, classroom, character and competition.

## DRAFTED

Penn State saw Chris Sabia and Nick Spillane picked in the top-10 of the 2019 Major League Lacrosse Draft on March 8 in at the NASCAR Hall of Fame in Charlotte, N.C.

Sabia, a defenseman from Harleysville, Pennsylvania, was selected in the first round at the No. 8 pick and the first selection by the Dallas Rattlers. "I am extremely honored to have been drafted by the Dallas Rattlers," Sabia said of his selection. "I'd especially like to thank Coach [Jeff] Tambroni and Coach [Peter] Toner. They have done a tremendous job allowing me to grow as a player and a young man."

Spillane, a midfielder from Franklin Square, New York, was the first pick of the second round, No. 10 overall, by the Ohio Machine. "Getting drafted is an unbelievable feeling," Spillane said of his selection. "There have been so many people who have had an unmeasurable impact on my growth as a person and a player. I am so thankful for the opportunity to join the [Ohio] Machine organization. I wouldn't be here without the help of all of my coaches, especially Coach [Jeff] Tambroni. From the day I stepped on campus, he challenged me to grow and develop into a better player and teammate. I am so grateful for all the time and effort he has put into me, which has definitely allowed me to grow and mature through my four years."

## MORE THAN A NUMBER

Penn State has special meaning behind the jersey numbers 11 and 16.

Matt Donnelly has proven his perseverance throughout his career and was given the No. 11 jersey as a freshman as the No. 11 is presented to a young man who has persevered in the face of adversity. Donnelly lost his father during his junior year of high school. The jersey number 11, worn by Michael Jacober, 2002-05, has become symbolic of the strength and compassion of the 2005 Penn State lacrosse team who rallied around Michael after his family was tragically killed in a plane crash during his senior season year.

The No. 16 uniform will be worn by Chris Sabia in 2019 as he was selected by former Nittany Lion Ryan Keenan to next wear the number, which has been presented annually, since 2016, to a senior who best represents the "Heart of a Competitor" in honor of our "Teammate for Life" Connor Darcey. Connor passed away tragically on June 12, 2015 in a car accident, prior to his redshirt junior season. The No. 16 is passed down by the student-athlete who had the honor of wearing the No. 16 during the previous season.

## ARCERI, AMENT & O'KEEFE ON TEWAARATON WATCH LIST

Penn State men's lacrosse juniors Grant Ament, Gerard Arceri and Mac O'Keefe were named to the 2019 Tewaaraton Watch List by the Tewaaraton Foundation committee.

Ament and Arceri were named to the initial list on February 28, while O'Keefe was added in the first round of additions on March 21.

Ament, a redshirt junior from Doylestown, Pa., and O'Keefe, out of Syosset, N.Y., has made their first appearances on a Tewaaraton Watch List.

This marks Arceri's third-straight appearance on the watch list as he was named added in the first round of addition in the 2017 season and was on the first edition in 2018. He made it to the final 25 and was considered a Tewaaraton Nominee in 2018.

## CAPTAINS

The Penn State head coach Jeff Tambroni named Mike Aronow, Matt Donnelly and Chris Sabia as captains for 2019.

Aronow, a native of Holbrook, N.Y., returns as team captain after being the only underclassman in the role in 2018, an honor he received after missing all of the 2017 season due to injury. In his comeback season as a redshirt junior, Aronow started all 14 games at defender, causing 11 turnovers, which was good for second on the team. He added 24 ground balls and an assist in 2018.

Donnelly, a native of Sewell, N.J., played in all 14 games in 2018, including earning four starts. He scored eight goals and added five assists for 13 points. He also added seven ground balls and two caused turnovers on the season. Donnelly has also proven his perseverance throughout his career, and was given the No. 11 jersey as a freshman.

Entering his senior campaign, Sabia started all 45 games in his collegiate career, and accumulated 51 career turnovers, 75 ground balls, six goals and an assist. The defenseman has earned both conference and national recognition as he was named both a 2017 and 2018 All-Big Ten second team honoree and was a USILA honorable mention All-American in 2017 and 2018 as well.

## PENN STATE VS. RANKED TEAMS

All-Time Record	85-165
vs. No. 1	1-3
vs. No. 2	1-5
vs. No. 3	4-11
vs. No. 4	2-8
vs. No. 5	3-10
vs. No. 6	2-11
<b>vs. No. 7</b>	<b>6-9</b>
vs. No. 8	3-14
vs. No. 9	6-8
vs. No. 10	3-10
vs. No. 11	2-11
vs. No. 12	7-9
vs. No. 13	3-7
vs. No. 14	2-7
vs. No. 15	8-6
vs. No. 16	7-7
vs. No. 17	4-8
vs. No. 18	6-6
vs. No. 19	8-1
vs. No. 20	5-6

## WINS VS. TOP 5 TEAMS

<b>3/31/19: No. 3 Maryland</b>	<b>13-10</b>
<b>3/8/19: No. 3 Cornell</b>	<b>19-13</b>
4/14/18: No. 5 Johns Hopkins	14-12
4/2/17: No. 5 Ohio State	9-4
3/26/16: No. 1 Denver	15-12
2/26/12: No. 2 Notre Dame	4-3 (OT)
4/27/02: No. 3 Virginia	13-8
4/18/90: No. 3 Towson	16-13
5/3/08: No. 4 Georgetown	12-11 (OT)
2/22/14: No. 4 Notre Dame	8-7
3/15/98: No. 5 Georgetown	14-13



# 2019 PENN STATE MEN'S LACROSSE

## 2019 ROSTER

No.	Name	Position	Year	Height	Weight	Hometown/High School/Last College
1	Grant Ament	A	R-Jr.	5-9	165	Doylestown, Pa. / The Haverford School
2	TJ Connellan	D	Jr.	6-1	185	Cazenovia, N.Y. / Cazenovia
3	Mac O'Keefe	A	Jr.	6-0	180	Syosset, N.Y. / Syosset
4	Bobby Burns	M	So.	5-10	185	Smithtown, N.Y. / Smithtown East
5	Kevin Hill	M	Sr.	5-11	190	Webster, N.Y. / Webster Thomas
6	Brandon Stern	M	R-Jr.	5-11	175	Cherry Hill, N.J. / Cherry Hill East
7	TJ Malone	A	Fr.	5-11	180	West Chester, Pa. / The Haverford School
8	Mike Shinske	M	So.	5-11	185	Medford, N.J. / Shawnee
9	Mitch Schaefer	M	Jr.	5-11	165	Canandaigua, N.Y. / Canandaigua Academy
10	John Nostrant	M	So.	5-8	160	Haverford, Pa. / The Haverford School
11	Matt Donnelly	A	Sr.	5-7	165	Sewell, N.J. / Clearview Regional
12	Seamus Glynn	A/M	Fr.	6-0	185	Villanova, Pa. / Malvern Prep
13	Nick Spillane	M	Sr.	5-10	190	Franklin Square, N.Y. / Carey
14	Dylan Foulds	A	R-Jr.	6-0	180	Port Coquitlam, B.C. (Canada) / Terry Fox Secondary
15	Robby Black	M	Sr.	6-4	205	Lutherville, Md. / McDonogh School
16	Chris Sabia	D	Sr.	6-2	200	Harleysville, Pa. / The Haverford School
17	Mike Aronow	D	R-Sr.	5-11	185	Holbrook, N.Y. / Sachem North
18	Joey Soran	D	So.	6-4	220	Aurora, Colo. / Regis Jesuit
19	Brian Townsend	M	So.	6-0	170	Silver Spring, Md. / Gonzaga College
20	Malcolm Glendinning	LSM	So.	5-10	185	Lafayette Hill, Pa. / Chestnut Hill Academy/Boston U
21	Nick McEvoy	M	Jr.	5-10	185	Washington, D.C. / Gonzaga College
23	Tommy Wright	LSM	R-Jr.	6-1	200	Garden City, N.Y. / Garden City
25	Jack Kelly	M	So.	6-1	190	Scarborough, Ontario, Canada / Birchmount Park, C.I.
26	Dan Reaume	M	R-Fr.	6-0	180	Beverly Hills, Mich. / Brother Rice
27	Barrett Sutley	M	Jr.	6-2	195	Owings Mills, Md. / McDonogh School
28	Cole Willard	A/M	So.	5-11	165	Cazenovia, N.Y. / Cazenovia
29	Tommy Baker	LSM	Fr.	6-1	175	Syracuse, N.Y. / West Genesee
30	Jake Glatz	M	So.	5-10	195	Shrewsbury, Pa. / Boys' Latin
31	Kevin Fox	D	Sr.	5-9	170	Annapolis, Md. / St. Mary's - Annapolis
32	Dean Lamela	D	Sr.	6-2	205	Brick, N.J. / The Lawrenceville School
33	Jack Traynor	A	Fr.	5-9	170	Downingtown, Pa. / Malvern Prep
34	Colby Kneese	G	Jr.	5-10	175	Dallas, Texas / Highland Park
35	CJ Battaglia	D	Fr.	5-10	160	Webster, N.Y. / Webster Thomas
38	Dylan Sulzbach	G	So.	5-8	180	Pittsford, N.Y. / Salisbury School
40	Gerard Arceri	M	Jr.	6-0	200	St. James, N.Y. / Smithtown East
41	Trevor Scollins	G	Sr.	6-1	175	Marshfield, Mass. / Marshfield
42	Joe White	A	Fr.	6-0	180	Richmond, Va. / Collegiate School
43	Nick Cardile	D	Jr.	6-1	185	West Grove, Pa. / Avon Grove
44	Brayden Peck	D	So.	5-11	190	West Grove, Pa. / Avon Grove
45	Jake McCaughan	D	So.	6-0	180	Medford, N.J. / St. Augustine Prep
46	Aleric Fyock	G	Fr.	6-1	220	Bowie, Maryland / St. Mary's - Annapolis
47	Brett Funk	D	Fr.	5-9	170	Medford, N.J. / Shawnee
48	Jordan Donaghy	M	Fr.	5-8	170	Westchester, Pa. / Malvern Prep
49	Nate Buller	A	Fr.	6-0	190	Herndon, Va. / Landon School
50	Brett Hobbs	M	Fr.	6-3	225	Wilmington, Del. / Salesianum

**HEAD COACH:** Jeff Tambroni (Hobart '92), Ninth Season

**ASSOCIATE HEAD COACH:** Peter Toner (Springfield '03), Ninth Season

**ASSISTANT COACH:** John Haus (Maryland '13), Second Season

**DIRECTOR OF OPERATIONS:** Taylor Mendoza (SUNY-Cortland '13), Second Season

**VOLUNTEER ASSISTANT COACH:** John Hogan (Cornell '15), Second Season

### PRONUNCIATIONS

Aleric Fyock	ala-RICK	Kneese	CUH-neese
	Fye-OCK	Lamela	luh-mel-UH
Ament	A-ment	McCaughan	Mc-CAWN
Arceri	ARE-sair-ee	Reaume	RAY-oom
Aronow	air-RUH-now	Sabia	say-BEE-uh
Cardile	car-DEAL	Tambroni	Tam-BRO-Knee
Connellan	cuh-NELL-in		
Donaghy	donna-GEE		
Foulds	Folds		

# #BRICKSQUAD

# 2019 PENN STATE MEN'S LACROSSE



**GRANT AMENT**  
#1 | R-JR. | ATTACK



**GERARD ARCERI**  
#40 | JR. | MIDFIELD



**MIKE ARONOW**  
#17 | R-SR. | DEFENSE



**TOMMY BAKER**  
#29 | FR. | MIDFIELD



**CJ BATTAGLIA**  
#35 | FR. | DEFENSE



**ROBBY BLACK**  
#15 | SR. | MIDFIELD



**NATE BULLER**  
#49 | FR. | ATTACK



**BOBBY BURNS**  
#4 | SO. | MIDFIELD



**NICK CARDILE**  
#43 | JR. | DEFENSE



**TJ CONNELLAN**  
#2 | JR. | DEFENSE



**JORDAN DONAGHY**  
#48 | FR. | MIDFIELD



**MATT DONNELLY**  
#11 | SR. | ATTACK




**DYLAN FOULDS**  
#14 | R-JR. | ATTACK




**KEVIN FOX**  
#31 | SR. | DEFENSE



**BRETT FUNK**  
#47 | FR. | DEFENSE



**ALERIC FYOCK**  
#46 | FR. | GOALIE




**JAKE GLATZ**  
#30 | SO. | MIDFIELD



**MALCOLM GLENDINNING**  
#20 | SO. | MIDFIELD



**SEAMUS GLYNN**  
#12 | FR. | MIDFIELD



**KEVIN HILL**  
#5 | SR. | MIDFIELD




**BRETT HOBBS**  
#50 | FR. | MIDFIELD



**JACK KELLY**  
#29 | SO. | MIDFIELD




**COLBY KNEESE**  
#34 | JR. | GOALIE




**DEAN LAMELA**  
#32 | SR. | DEFENSE



**TJ MALONE**  
#7 | FR. | ATTACK




**JAKE MCCAUGHAN**  
#45 | SO. | DEFENSE




**NICK MCEVOY**  
#21 | JR. | MIDFIELD



**JOHN NOSTRANT**  
#10 | SO. | MIDFIELD



**MAC O'KEEFE**  
#3 | JR. | ATTACK



**BRAYDEN PECK**  
#44 | SO. | DEFENSE



**DAN REAUME**  
#26 | R-FR. | MIDFIELD




**CHRIS SABIA**  
#25 | SR. | DEFENSE



**MITCH SCHAEFER**  
#9 | JR. | MIDFIELD



**TREVOR SCOLLINS**  
#41 | SR. | GOALIE




**MIKE SHINSKE**  
#8 | SO. | MIDFIELD



**JOEY SORAN**  
#18 | SO. | DEFENSE



**NICK SPILLANE**  
#13 | SR. | MIDFIELD



**BRANDON STERN**  
#6 | R-JR. | MIDFIELD




**DYLAN SULZBACH**  
#38 | SO. | GOALIE



**BARRETT SUTLEY**  
#27 | JR. | MIDFIELD



**BRIAN TOWNSEND**  
#119 | SO. | MIDFIELD




**JACK TRAYNOR**  
#33 | FR. | ATTACK



**JOE WHITE**  
#42 | FR. | ATTACK




**COLE WILLARD**  
#28 | SO. | ATTACK/MID



**TOMMY WRIGHT**  
#23 | R-JR. | DEFENSE



**JEFF TAMBRONI**  
HEAD COACH



**PETER TONER**  
ASSOCIATE HEAD COACH



**JOHN HAUS**  
ASSISTANT COACH

#WEARE

# 2019 PENN STATE MEN'S LACROSSE



## HEAD COACH JEFF TAMBRONI

Ninth Year | Hobart '92

Career Record: 177-90 (.663) / 18 Seasons | At Penn State: 68-50 (.576) / Eight Season

**2009 USILA DI COACH OF THE YEAR**  
**2011 CAA CO-COACH OF THE YEAR**  
**2013 CAA COACH OF THE YEAR**  
**2014 U.S. MEN'S NATIONAL TEAM ASSISTANT COACH**  
**HOBART HALL OF FAME (CLASS OF '18)**

Jeff Tambroni, who is in his ninth season at Penn State in 2019, has a 177-90 career record, and a 68-50 record at the helm of the Nittany Lion squad.

Tambroni led the Nittany Lions to the NCAA Tournament in 2013 and 2017.

Tambroni, one of the sport's most decorated coaches, enters the 2019 season eighth among all active Division I coaches in career win percentage. In 2018, the Nittany Lions went 8-6 overall, 2-3 in Big Ten play. Throughout the season, Penn State grabbed ranked wins over No. 13 Penn, 10-7, and the program's first win over No. 5 Johns Hopkins, 14-12. Gerard Arceri made a name for himself on a national level with a 68.1-winning percentage at the 'x,' earning 216 wins on the season. He scooped up an impressive 145 groundballs, for 10.36 per game average, adding a career-best six goals, while dishing out one assist. His percentage at the face and his ground balls per game were both good for fourth in the NCAA and led the Big Ten. He was named the Big Ten Specialist of the Year, First Team All-Big Ten, and USILA third team All-Americans. Mac O'Keefe was also named first-team All-Big Ten, and was a USILA honorable-mention All-American along with Chris Sabia. Ryan Keenan was selected to the USILA North-South Team, and was drafted 54th in the MLL Draft to the Ohio Machine.

In 2018, Tambroni led the Nittany Lions to a 12-4 record, just the seventh double-digit win season, and only the second in the last 20 seasons (2013, 2017). Penn State set a program record, opening the season with a 10-0 record for the best start in school history. The 10th win highlighted the streak as Penn State took down No. 5 Ohio State, 9-4, to earn just the eighth victory in program history over a top-five team. Penn State also earned their first winning record in Big Ten play, going 3-2. Tambroni saw three student-athletes earn USILA All-America honorable mention honors, while Nick Aponte earned a USILA Scholar All-America accolades.

Penn State's 2013 campaign saw Tambroni lead Penn State to one of the greatest seasons in program history while celebrating its 100th season. The Nittany Lions set a record for wins (12) and earned the program's first outright regular-season conference title by sweeping the CAA with a 6-0 record. PSU rattled off 10-straight wins from March through May to earn the school's third NCAA bid and first chance to host an NCAA Tournament game.

The program's 12 wins in 2017 tied the record. There have been four USILA Scholar All-America honorees under Tambroni and 14 USILA All-Americans during his time at Penn State.

Tambroni was named USILA Division I Coach of the Year following the 2009 season while at Cornell and was tabbed the 2007 and 2009 Field Turf/NCAA Division I Coach of the Year. Tambroni was also the 2004 and 2009 Ithaca Journal Male Coach of the Year and a three-time National Coach of the Week.

While at Cornell, Tambroni became the 10th-fastest coach to reach the 100-win mark when he accomplished the feat in his 134th career game in March 2010.

During his tenure, his players earned 37 first-team All-Ivy honors, including five Ivy League awards, and three conference Rookie of the Year selections. Thirty-nine players, also garnered All-America recognition.

A 1992 graduate, Tambroni earned his bachelor's degree in American studies. He claimed first-team All-America honors as a senior and was twice named a second-team All-American (1990-91). The MVP of the 1990 NCAA title game, Tambroni helped lead the team to back-to-back NCAA championships (1990-91) and left Hobart tied for seventh on the school's all-time scoring list with 202 points, and currently sits in eighth.

Before embarking upon his collegiate coaching career, Tambroni coached the Heaton Mersey Lacrosse Club of the English Lacrosse Union for one year and served as a visiting coach for the Czech-American Lacrosse Foundation in Prague in the summer of 1996.

Tambroni and his wife, Michelle, have three daughters, Carissa, Madison, and Ella. Michelle played field hockey at Penn State from 1988-90 and earned All-America honors as a senior.

### TAMBRONI YEAR-BY-YEAR

Season	Overall	Pct.	Conf.	Pct.	Finish	Championships	Postseason Finish
2001	7-6	.538	4-2	.667	T-2nd		
2002	11-4	.733	4-2	.667	T-2nd		NCAA Quarterfinals
2003	9-4	.692	5-1	.833	T-1st	Co-Ivy Champions	
2004	9-5	.643	5-1	.833	T-1st	Co-Ivy Champions	NCAA Quarterfinals
2005	11-3	.786	6-0	1.000	1st	Ivy Champions	NCAA Quarterfinals
2006	11-3	.786	5-1	.833	T-1st	Co-Ivy Champions	NCAA First Round
2007	15-1	.938	6-0	1.000	1st	Ivy Champions	NCAA Semifinals
2008	11-4	.733	5-1	.833	T-1st	Co-Ivy Champions	NCAA First Round
2009	13-4	.764	5-1	.833	T-1st	Co-Ivy Champions	NCAA Runner-Up
2010	12-6	.667	4-2	.667	T-1st	Co-Ivy Champions	NCAA Semifinals
<i>At Cornell (10)</i>	<i>109-40</i>	<i>.732</i>	<i>49-11</i>	<i>.817</i>		<i>8 Ivy League Titles</i>	<i>8 NCAA Tournaments</i>
2011	7-7	.500	4-2	.667	2nd		CAA Tournament
2012	9-6	.600	5-1	.833	2nd		CAA Tournament
2013	12-5	.706	6-0	1.000	1st	CAA Regular Season	NCAA First Round
2014	7-6	.538	3-2	.600	3rd		
2015	5-9	.357	2-3	.400	4th		Big Ten Semifinals
2016	8-7	.533	2-3	.400	4th		Big Ten Semifinals
2017	12-4	.750	3-2	.600	4th		NCAA First Round
2018	8-6	.571	2-3	.400	5th		
<i>At PSU (8)</i>	<i>68-50</i>	<i>.576</i>	<i>27-15</i>	<i>.643</i>		<i>1 CAA Title</i>	<i>2 NCAA Tournaments</i>
<b>Career (18)</b>	<b>177-90</b>	<b>.663</b>	<b>76-27</b>	<b>.738</b>		<b>9 League Titles</b>	<b>10 NCAA Appearances</b>

#BRICKSQUAD



# 2019 PENN STATE MEN'S LACROSSE

## 2019 PENN STATE MEN'S LACROSSE

OVERALL: 8-1 • BIG TEN: 0-0 • Home: 3-0 • Away: 3-1 • Neutral: 2-0

Date	Opponent	Result	Score	Overall	B1G	Att.	Goal Scorers	Goalkeeper (Record)
Feb. 2	VILLANOVA®	W	17-7	1-0	0-0	875	Ament (3), Malone (3), Foulds (3), O'Keefe (2), Spillane (2), Hill (1), Reaume (1), Willard (1), Arceri (1)	Kneese (1-0)
Feb. 9	ROBERT MORRIS®	W	27-7	2-0	0-0	826	O'Keefe (5), Malone (4), Kelly (3), Spillane (2), Foulds (2), Traynor (2), Ament (1), McEvoy (1), Reaume (1), Townsend (1), Burns (1), Buller (1), Arceri (1), Fox (1), Sutley (1)	Kneese (2-0)
Feb. 16	Stony Brook	W	17-4	3-0	0-0	1330	O'Keefe (7), Kelly (3), Malone (2), Traynor (2), Ament (1), Reaume (1), Foulds (1)	Kneese (3-0)
Feb. 25	#7 Yale	L	13-14	3-1	0-0	1980	O'Keefe (5), Ament (2), Spillane (2), Kelly (2), Foulds (1), Reaume (1)	Kneese (3-1)
Mar. 2	PENN	W	15-14	4-1	0-0	530	Spillane (3), O'Keefe (3), Kelly (3), Foulds (3), Ament (1), Malone (1), Willard (1)	Kneese (4-1)
Mar. 8	vs. #3 Cornell*	W	19-13	5-1	0-0	503	O'Keefe (6), Spillane (4), Foulds (4), Reaume (2), Townsend (1), Kelly (1), Traynor (1)	Kneese (5-1)
Mar. 10	vs. Jacksonville*	W	24-11	6-1	0-0	1934	Malone (7), Kelly (4), O'Keefe (3), Foulds (3), Ament (2), Nostrant (1), Sabia (1), Glatz (1), Fox (1), Hobbs (1)	Kneese (6-1)
Mar. 23	at Cleveland State	W	15-11	7-1	0-0	805	O'Keefe (5), Spillane (5), Foulds (2), Malone (1), Arceri (1), Donnelly (1), Cardile (1), White (1)	Kneese (7-1)
Mar. 31	at Maryland	W	13-10	8-1	1-0	3837	Kelly (3), O'Keefe (2), Spillane (2), Traynor (2), Reaume (1), Malone (1), Foulds (1), Willard (1)	Kneese (8-1)

Home games in CAPS at Panzer Stadium

@ Home game played at Holuba Hall

\* Games played in Charlotte, N.C. at the Crown Classic

### ATTENDANCE SUMMARY

	Games	Total Attendance	Average
Home	3	2231	744
Away	4	4115	1988
Neutral	2	2437	1219
All games	9	8783	975

#WEARE

# 2019 PENN STATE MEN'S LACROSSE

## The Automated ScoreBook Penn State Combined Team Statistics All games (as of Apr 02, 2019)

<b>RECORD:</b>	<b>OVERALL</b>	<b>HOME</b>	<b>AWAY</b>	<b>NEUTRAL</b>
ALL GAMES	8-1	3-0	3-1	2-0
CONFERENCE	1-0	0-0	1-0	0-0
NON-CONFERENCE	7-1	3-0	2-1	2-0

Date	Opponent	Score	Att.	##	PLAYER	GP	G	A	Pts	Sh	Up	Dn	GB	Faceoff
Feb 02	VILLANOVA	w 17-7	875	1	Grant Ament	8	10	48	58	32	0	0	9	0-0
Feb 09	ROBERT MORRIS	w 27-10	826	3	Mac O'Keefe	9	38	10	48	77	5	0	15	0-0
Feb 16	at SBU	w 17-4	1330	13	Nick Spillane	9	18	11	29	41	2	0	14	0-0
Feb 23	at #6 Yale Bulldogs	L 13-14	1980	14	Dylan Foulds	9	20	3	23	40	4	0	7	0-0
Mar 02	PENN	w 15-14	530	7	TJ Malone	9	19	4	23	36	5	0	11	0-0
Mar 08	vs #2 Cornell	w 19-13	503	25	Jack Kelly	8	19	2	21	39	2	0	5	0-0
Mar 10	vs Jacksonville	w 24-11	1934	26	Dan Reaume	8	7	4	11	17	0	0	2	0-0
Mar 23	at Cleveland State	w 15-11	805	33	Jack Traynor	9	7	3	10	17	0	0	7	0-0
* Mar 31	at #3 Maryland	w 13-10	3837	40	Gerard Arceri	9	3	1	4	8	0	0	81	133-212
				28	Cole Willard	7	3	0	3	5	0	0	7	0-0
				50	Brett Hobbs	5	1	2	3	5	0	0	2	0-0
				42	Joe White	5	1	2	3	4	0	0	3	0-0
				12	Seamus Glynn	4	0	3	3	3	0	0	1	0-0
				19	Brian Townsend	8	2	0	2	6	0	1	5	0-0
				31	Kevin Fox	9	2	0	2	3	0	0	10	0-0
				49	Nate Buller	5	1	1	2	6	0	0	0	0-0
				21	Nick McEvoy	9	1	1	2	4	0	0	9	5-14
				11	Matt Donnelly	6	1	1	2	4	0	0	2	0-0
				4	Bobby Burns	9	1	0	1	8	0	0	13	0-0
				5	Kevin Hill	1	1	0	1	5	1	0	0	0-0
				43	Nick Cardile	9	1	0	1	3	0	0	16	0-0
				16	Chris Sabia	9	1	0	1	3	0	0	19	0-0
				10	John Nostrant	4	1	0	1	2	0	0	1	0-0
				30	Jake Glatz	6	1	0	1	1	0	0	9	28-51
				27	Barrett Sutley	3	1	0	1	1	0	0	1	0-0
				23	Tommy Wright	9	0	0	0	2	0	0	20	0-0
				15	Robby Black	9	0	0	0	1	0	0	3	0-0
				48	Jordan Donaghy	5	0	0	0	0	0	0	2	0-7
				47	Brett Funk	2	0	0	0	0	0	0	0	0-0
				45	Jake McCaughan	4	0	0	0	0	0	0	1	0-0
				44	Brayden Peck	9	0	0	0	0	0	0	13	0-0
				41	Trevor Scollins	4	0	0	0	0	0	0	3	0-0
				38	Dylan Sulzbach	2	0	0	0	0	0	0	0	0-0
				35	CJ Battaglia	4	0	0	0	0	0	0	0	0-0
				34	Colby Kneese	9	0	0	0	0	0	0	19	0-0
				32	Dean Lamela	4	0	0	0	0	0	0	1	0-0
				20	Malcolm Glendinning	3	0	0	0	0	0	0	1	0-0
				17	Mike Aronow	4	0	0	0	0	0	0	3	0-0
				8	Mike Shinske	3	0	0	0	0	0	0	0	0-0
				6	Brandon Stern	4	0	0	0	0	0	0	0	0-0
				2	TJ Connellan	8	0	0	0	0	0	0	3	0-0
					Total	9	160	96	256	373	19	1	318	166-284
					Opponents	9	94	50	144	364	11	0	273	118-284

<b>TEAM STATISTICS</b>	<b>PSUMLAX</b>	<b>OPP</b>
<b>SHOT STATISTICS</b>		
Goals-Shot attempts	160-373	94-364
Goals scored per game	17.78	10.44
Shot pct.	.429	.258
Shots on goal-Attempts	255-373	198-364
SOG pct.	.684	.544
Shots/Game	41.4	40.4
Assists	96	50
<b>MAN-UP OPPORTUNITIES</b>		
Goals-Opportunities	19-30	11-33
Conversion Percent	.633	.333
<b>GOAL BREAKDOWN</b>		
Total Goals	160	94
Man-up	19	11
Man-down	1	0
Unassisted	64	44
Overtime	0	0
Goals scored average	17.78	10.45
GROUND BALLS	318	273
TURNOVERS	143	135
CAUSED TURNOVERS	64	91
FACEOFFS (W-L)	166-284	118-284
Faceoff W-L Pct.	.585	.415
CLEARs	158-186	142-173
Clear Pct.	.849	.821
<b>PENALTIES</b>		
Number	35	31
Minutes	28:00	20:30
<b>ATTENDANCE</b>		
Total	2231	7952
Dates/Avg Per Date	3/744	4/1988
Neutral Site #/Avg	2/1218	

##	Goalie	GP	Min.	GA	GAAvg	Save	Pct	W-L-T
38	Dylan Sulzbach	2	10:22	1	5.79	4	.800	0-0-0
34	Colby Kneese	9	482:59	80	9.94	89	.527	8-1-0
41	Trevor Scollins	4	46:26	13	16.80	11	.458	0-0-0
	Total	9	539:47	94	10.45	104	.525	8-1-0
	Opponents	9	539:47	160	17.78	95	.373	1-8-0

<b>Goals by Period</b>	<b>1st</b>	<b>2nd</b>	<b>3rd</b>	<b>4th</b>	<b>Total</b>
Penn State	57	36	36	31	160
Opponents	20	19	27	28	94

<b>Saves by Period</b>	<b>1st</b>	<b>2nd</b>	<b>3rd</b>	<b>4th</b>	<b>Total</b>
Penn State	28	24	27	25	104
Opponents	41	26	17	11	95

<b>Shots by Period</b>	<b>1st</b>	<b>2nd</b>	<b>3rd</b>	<b>4th</b>	<b>Total</b>
Penn State	127	98	83	65	373
Opponents	84	91	90	99	364

<b>Shots on Goal</b>	<b>1st</b>	<b>2nd</b>	<b>3rd</b>	<b>4th</b>	<b>Total</b>
Penn State	98	62	53	42	255
Opponents	48	43	54	53	198



# 2019 PENN STATE MEN'S LACROSSE

## 2019 PENN STATE TEAM HIGHS

POINTS	43	vs Robert Morris (Feb 09)
	39	vs Jacksonville (Mar 10)
GOALS	27	vs Robert Morris (Feb 09)
	24	vs Jacksonville (Mar 10)
ASSISTS	16	vs Robert Morris (Feb 09)
	15	vs Jacksonville (Mar 10)
SHOTS	51	vs Robert Morris (Feb 09)
	49	vs Villanova (Feb 02)
SHOT PERCENT	.529 (27-51)	vs Robert Morris (Feb 09)
	.514 (19-37)	vs Cornell (Mar 08)
SHOTS ON GOAL	41	vs Robert Morris (Feb 09)
	34	vs Jacksonville (Mar 10)
ON GOAL PERCENT	.865 (32-37)	vs Cornell (Mar 08)
	.804 (41-51)	vs Robert Morris (Feb 09)
SAVES	20	vs Villanova (Feb 02)
	17	vs Robert Morris (Feb 09)
GROUND BALLS	52	vs Jacksonville (Mar 10)
	45	vs Cornell (Mar 08)
FACEOFF PERCENT	.744 (29-39)	vs Jacksonville (Mar 10)
	.694 (25-36)	vs Cornell (Mar 08)
TURNOVERS	21	vs Jacksonville (Mar 10)
	20	vs Cornell (Mar 08)
CAUSED TURNOVERS	11	at Yale Bulldogs (Feb 23)
	9	vs Cornell (Mar 08)
	9	vs Robert Morris (Feb 09)

## 2019 OPPONENT TEAM HIGHS

POINTS	25	at Yale Bulldogs (Feb 23)
	20	at Cleveland State (Mar 23)
	20	vs Cornell (Mar 08)
GOALS	14	vs PENN (Mar 02)
	14	at Yale Bulldogs (Feb 23)
ASSISTS	11	at Yale Bulldogs (Feb 23)
	9	at Cleveland State (Mar 23)
SHOTS	50	vs Robert Morris (Feb 09)
	48	vs Villanova (Feb 02)
SHOT PERCENT	.419 (13-31)	vs Cornell (Mar 08)
	.359 (14-39)	at Yale Bulldogs (Feb 23)
SHOTS ON GOAL	27	vs Robert Morris (Feb 09)
	27	vs Villanova (Feb 02)
ON GOAL PERCENT	.677 (21-31)	vs Cornell (Mar 08)
	.615 (24-39)	at Yale Bulldogs (Feb 23)
SAVES	14	vs Robert Morris (Feb 09)
	13	at Cleveland State (Mar 23)
	13	vs Cornell (Mar 08)
GROUND BALLS	40	at Yale Bulldogs (Feb 23)
	32	vs Jacksonville (Mar 10)
	32	vs PENN (Mar 02)
	32	vs Villanova (Feb 02)
FACEOFF PERCENT	.806 (25-31)	at Yale Bulldogs (Feb 23)
	.483 (14-29)	at Cleveland State (Mar 23)
TURNOVERS	23	at Yale Bulldogs (Feb 23)
	16	vs Cornell (Mar 08)
	16	vs Robert Morris (Feb 09)
CAUSED TURNOVERS	19	vs Cornell (Mar 08)
	12	vs Jacksonville (Mar 10)

# 2019 PENN STATE MEN'S LACROSSE

## 2019 PENN STATE INDIVIDUAL HIGHS

POINTS	10	Grant Ament vs Jacksonville (Mar 10)
	10	Grant Ament vs Villanova (Feb 02)
GOALS	7	TJ Malone vs Jacksonville (Mar 10)
	7	Mac O'Keefe at SBU (Feb 16)
ASSISTS	9	Grant Ament vs Cornell (Mar 08)
	8	Grant Ament vs Jacksonville (Mar 10)
SHOTS	13	Mac O'Keefe at SBU (Feb 16)
	12	Mac O'Keefe vs Cornell (Mar 08)
SHOTS ON GOAL	9	Mac O'Keefe vs Cornell (Mar 08)
	8	Mac O'Keefe at Cleveland State (Mar 23)
	8	Mac O'Keefe at SBU (Feb 16)
	8	Mac O'Keefe vs Robert Morris (Feb 09)
SAVES	19	Colby Kneese vs Villanova (Feb 02)
	11	Colby Kneese vs PENN (Mar 02)
	11	Colby Kneese vs Robert Morris (Feb 09)
GROUND BALLS	18	Gerard Arceri vs Cornell (Mar 08)
	10	Gerard Arceri at Maryland (Mar 31)
CAUSED TURNOVER	3	Chris Sabia at Yale Bulldogs (Feb 23)
	3	Chris Sabia vs Robert Morris (Feb 09)
FACEOFFS WON	25	Gerard Arceri vs Cornell (Mar 08)
	18	Gerard Arceri at Maryland (Mar 31)

## 2019 OPPONENT INDIVIDUAL HIGHS

POINTS	7	Morrill, Jackson at Yale Bulldogs (Feb 23)
	5	Jared Bernhardt at Maryland (Mar 31)
	5	SULLIVAN, Jason at Cleveland State (Mar 23)
	5	Jack Dolan vs Jacksonville (Mar 10)
	5	Teat, Jeff vs Cornell (Mar 08)
	5	Lulley, Sean vs PENN (Mar 02)
	5	Goldner, Adam vs PENN (Mar 02)
	5	GIBSON, Tyson vs Robert Morris (Feb 09)
GOALS	5	Goldner, Adam vs PENN (Mar 02)
	3	Jared Bernhardt at Maryland (Mar 31)
	3	HANNA, Tristan at Cleveland State (Mar 23)
	3	WENDEL, Nick at Cleveland State (Mar 23)
	3	Jack Dolan vs Jacksonville (Mar 10)
	3	Dwayne Mattushik vs Jacksonville (Mar 10)
	3	Handley, Sam vs PENN (Mar 02)
	3	Gaudet, Matt at Yale Bulldogs (Feb 23)
	3	Rooney, Brendan at Yale Bulldogs (Feb 23)
	3	GIBSON, Tyson vs Robert Morris (Feb 09)
ASSISTS	5	Morrill, Jackson at Yale Bulldogs (Feb 23)
	3	SULLIVAN, Jason at Cleveland State (Mar 23)
	3	Teat, Jeff vs Cornell (Mar 08)
	3	Lulley, Sean vs PENN (Mar 02)
SHOTS	10	Goldner, Adam vs PENN (Mar 02)
	9	Mathias, Simon vs PENN (Mar 02)
	9	SCHMIDT, Matt vs Robert Morris (Feb 09)
SHOTS ON GOAL	6	WENDEL, Nick at Cleveland State (Mar 23)
	6	KEALEY, Corson vs Robert Morris (Feb 09)
	6	Froccaro, Joey vs Villanova (Feb 02)
SAVES	12	Junkin, Reed vs PENN (Mar 02)
	12	HEGER, Alex vs Robert Morris (Feb 09)
GROUND BALLS	22	Ierlan, TD at Yale Bulldogs (Feb 23)
	11	Gallagher, Kyle vs PENN (Mar 02)
CAUSED TURNOVER	5	Wallace, Fleet vs Cornell (Mar 08)
	4	Salvatore, Brandon vs Cornell (Mar 08)
	4	Doria, Dom vs Cornell (Mar 08)
FACEOFFS WON	25	Ierlan, TD at Yale Bulldogs (Feb 23)
	15	Gallagher, Kyle vs PENN (Mar 02)

#BRICKSQUAD

# 2019 PENN STATE MEN'S LACROSSE

## NCAA STATISTICAL RANKINGS

Penn St. - 2018-19 Men's Lacrosse Ranking Summary thru games 04/02/2019

Statistic	National Rank	Conference Rank	Value	National Leader	Value	Conference Leader	Value
Assists Per Game (73 ranked)	1	1	10.67	Penn St.	10.67	Penn St.	10.67
Caused Turnovers Per Game (73 ranked)	51	3	7.11	Jacksonville	12.40	Michigan	9.56
Clearing Percentage (73 ranked)	24	4	0.849	Manhattan	0.899	Ohio St.	0.888
Face-Off Winning Percentage (73 ranked)	17	2	0.585	Yale	0.750	Ohio St.	0.604
Ground Balls Per Game (73 ranked)	9	1	35.33	Virginia	41.60	Penn St.	35.33
Man-Down Defense (73 ranked)	35	4	0.667	Rutgers	0.885	Rutgers	0.885
Man-Up Offense (73 ranked)	1	1	0.633	Penn St.	0.633	Penn St.	0.633
Points Per Game (73 ranked)	1	1	28.44	Penn St.	28.44	Penn St.	28.44
Saves Per Game (73 ranked)	45	5	11.56	St. Bonaventure	16.67	Rutgers	15.20
Scoring Defense (73 ranked)	29	4	10.44	Massachusetts	8.10	Maryland	9.40
Scoring Margin (73 ranked)	1	1	7.33	Penn St.	7.33	Penn St.	7.33
Scoring Offense (73 ranked)	1	1	17.78	Penn St.	17.78	Penn St.	17.78
Shot Percentage (73 ranked)	1	1	0.429	Penn St.	0.429	Penn St.	0.429
Turnovers Per Game (73 ranked)	21	5	15.89	Siena	12.88	Rutgers	14.20
Winning Percentage (72 ranked)	1	1	0.889	Penn St.	0.889	Penn St.	0.889

Statistic	Player	National Rank	Conference Rank	Value	National Leader	Value	Conference Leader	Value
Assists Per Game (150 ranked)	Grant Ament	1	1	6.00	Grant Ament, Penn St.	6.00	Grant Ament, Penn St.	6.00
	Nick Spillane	83	10	1.22				
	Mac O'Keefe	106	13	1.11				
Caused Turnovers Per Game (73 ranked)	Christopher Sabia	73	4	1.33	Kyle Walsh, VMI	3.38	Kyle Pless, Rutgers	1.80
Face-Off Winning Pct (71 ranked)	Gerard Arceri	11	2	0.627	TD Ierlan, Yale	0.745	Kyle Prouty, Johns Hopkins	0.640
Goals Per Game (148 ranked)	Mac O'Keefe	2	1	4.22	Kevin Lindley, Loyola Maryland	4.44	Mac O'Keefe, Penn St.	4.22
	Jack Kelly	58	8	2.38				
	Dylan Foulds	70	9	2.22				
	TJ Malone	89	12	2.11				
	Nick Spillane	98	14	2.00				
Goals-Against Average (67 ranked)	Colby Kneese	19	4	9.94	Sean Sconone, Massachusetts	7.72	Dan Dolan, Maryland	9.38
Ground Balls Per Game (75 ranked)	Gerard Arceri	7	2	9.00	TD Ierlan, Yale	13.88	Justin Inacio, Ohio St.	9.75
Individual Man-up Goals (54 ranked)	TJ Malone	7	1	5	Ryan Lanchbury, Richmond	7	TJ Malone, Penn St.	5
	Mac O'Keefe	7	1	5	Declan Swartwood, St. John's (NY)	7	Kyle Marr, Johns Hopkins	5
	Dylan Foulds	24	4	4	Alston Tarry, Bucknell	7	Mac O'Keefe, Penn St.	5
Points Per Game (150 ranked)	Grant Ament	2	1	7.25	Pat Spencer, Loyola Maryland	7.33	Grant Ament, Penn St.	7.25
	Mac O'Keefe	7	3	5.33				
	Nick Spillane	78	12	3.22				
	Jack Kelly	140	16	2.63				
Save Percentage (67 ranked)	Colby Kneese	32	4	0.527	Sean Sconone, Massachusetts	0.630	Max Edelmann, Rutgers	0.620
Saves Per Game (73 ranked)	Colby Kneese	52	6	9.89	Max Edelmann, Rutgers	16.13	Max Edelmann, Rutgers	16.13
Shot Percentage (73 ranked)	TJ Malone	6	1	0.528	Chris Young, High Point	0.654	TJ Malone, Penn St.	0.528
	Dylan Foulds	10	2	0.500				
	Mac O'Keefe	13	3	0.494				
	Jack Kelly	16	4	0.487				
	Nick Spillane	33	6	0.439				

## ACTIVE NCAA CAREER RANKINGS - TOP 100

### POINTS PER GAME

6th - Grant Ament, 4.41  
11th - Mac O'Keefe, 3.85

### ASSISTS PER GAME

5th - Grant Ament, 2.87  
45th - Nick Spillane, 1.02

### SAVES PER GAME

16th - Colby Kneese, 10.31

### GROUND BALLS PER GAME

2nd - Gerard Arceri, 8.66

### POINTS

9th - Grant Ament, 172  
17th - Mac O'Keefe, 150

### ASSISTS

4th - Grant Ament, 112  
35th - Nick Spillane, 50

### SAVES

16th - Colby Kneese, 402

### GROUND BALLS

2nd - Gerard Arceri, 329

### GOALS PER GAME

1st - Mac O'Keefe, 3.18

### GOALS AGAINST AVERAGE

24th - Colby Kneese, 9.80

### FACEOFF WIN PERCENTAGE

2nd - Gerard Arceri, 0.643

### GOALS

4th - Mac O'Keefe, 124

### FACEOFFS WON

3rd - Gerard Arceri, 544

### FACEOFFS ATTEMPTED

6th - Gerard Arceri, 846

#WEARE



# 2019 PENN STATE MEN'S LACROSSE

## LAST TIME PENN STATE ...

Scored 20+ goals .....	24 vs. Jacksonville (W, 24-11) 3/10/19
Scored 15+ goals .....	15 at Cleveland State (W, 15-11) 3/23/19
Scored 10+ goals .....	13 at Maryland (W, 13-10) 3/31/19
Tallied 12+ assists .....	15 vs. Jacksonville (W, 24-11) 3/10/19
Tallied 8+ assists .....	9 vs. Penn (W, 15-14) 3/2/19
Registered 25+ points .....	39 vs. Jacksonville (W, 24-11) 3/10/19
Registered 15+ points .....	20 at Maryland (W, 13-10) 3/31/19
Won 20+ face-offs .....	29 vs. Jacksonville (W, 24-11) 3/10/19
Won 15+ face-offs .....	15 at Cleveland State (W, 15-11) 3/23/19
Took 60+ shots .....	75 vs. Robert Morris (L, 17-24) 2/20/10
Took 50+ shots .....	51 vs. Robert Morris (W, 27-10) 2/9/19
Scored 5+ man-up goals .....	5 vs. St. Johns (W, 13-11) 3/27/10
Beat the #1 team in the USILA Coaches' Poll .....	March 26, 2016 vs. #1 Denver (W, 15-10)
Was ranked #1 in the USILA Coaches' Poll .....	April 1, 2019
Had a player score 7+ goals .....	TJ Malone (7) vs. Jacksonville (W, 24-11) 3/10/19
Had a player score 6+ goals .....	Mac O'Keefe (6) vs. Cornell (W, 19-13) 3/8/19
Had a player score 5+ goals .....	Mac O'Keefe (5) at Cleveland State (W, 15-11) 3/23/19
Had a player register 5+ assists .....	Grant Ament (8) vs. Jacksonville (W, 24-11) 3/10/19
Had a player register 4+ assists .....	Grant Ament (4) vs. Stony Brook (W, 17-4) 2/16/19
Had a player register 3+ assists .....	Nick Spillane (3) at Cleveland State (W, 15-11) 3/23/19
Had a player total 10+ points .....	Grant Ament (10) vs. Jacksonville (W, 24-11) 3/10/19
Had a player total 9+ points .....	Grant Ament (9) vs. Cornell (W, 19-13) 3/8/19
Had a player total 8+ points .....	Mac O'Keefe (8) vs. Stony Brook (W, 17-4) 2/16/19
Had a goalie register a goal .....	Drew Adams (1 vs. Bucknell, 4/15/2008)
Had a goalie register an assists .....	Mike Stoltz (1 vs. Rutgers, 4/24/2004)
Last time Penn State had 3-plus 50-plus point scorers: .....	2017 (3 - Ament: 60, Aponte: 57, O'Keefe: 56)
Last time Penn State had 5-plus 30-plus point scorers: .....	2018 (5 - O'Keefe: 46, Spillane: 46, Hill: 32, Foulds: 32, Keenan: 31)
Last time Penn State had a 50-goal scorer: .....	2017 (Mac O'Keefe: 51)
Last time Penn State had 2-plus 40-goal scorers: .....	2013 (2 - Sanders: 44, Forester: 41)
Last time Penn State had 4-plus 20-goal scorers: .....	2016 (4 - Aponte: 30, Sanders: 28, Ament: 20, Florence: 20)
Last time Penn State had 6-plus 15-plus goal scorers: .....	2017 (6 - O'Keefe: 51, Ament: 30, Aponte: 24, Sutton: 19, Hill: 18, Spillane: 16)

## 2019 FAST FACTS

Fastest Penn State goal to start a game .....	:27 by Nick Spillane vs. Cornell (March 8)
Fastest Penn State goal to start the second half .....	:47 by Mac O'Keefe vs. Cornell (March 8)
Fastest time between Penn State goals .....	:09 by Jack Kelly and Jake Glatz vs. Jacksonville (March 8)
Fastest time between opponent goals .....	:23 by Dan Taddeo and Matt Schmidt of Robert Morris (Feb. 9)
Largest Penn State lead .....	21 goals (25-4) vs. Robert Morris (Feb. 9)
Largest opponent lead .....	5 goals (13-8) by Yale (Feb. 23)
Largest comeback in a win .....	2 goals (12-10) vs. Penn (March 2)
Largest lead surrendered in a loss .....	N/A
Most Penn State goals scored in a quarter .....	12 (2nd Q) vs. Robert Morris (Feb. 9)
Fewest opponent goals allowed in a quarter .....	0 (1st and 2nd Q) by Stony Brook (Feb. 16)
Fewest Penn State goals scored in a quarter .....	0 (2nd Q) vs. Maryland (March 31)
Most opponent goals allowed in a quarter .....	5 (3rd Q) by Cornell (March 8)
Most consecutive Penn State goals .....	15 vs. Stony Brook (Feb. 16)
Most consecutive opponent goals .....	6 by Maryland (March 31)
Longest Penn State scoring drought .....	27:57 (00:01 1Q - 02:04 3Q), at Yale (Feb. 23)
Longest opponent scoring drought .....	42:32 (15:00 1Q-2:28 3Q) Stony Brook (Feb. 16)
Most consecutive goals to start a game .....	15 vs. Stony Brook (Feb. 16)
Most consecutive goals surrendered to start a game .....	2 by Penn and Jacksonville (March 2 and March 10)

## PENN STATE RECORD WHEN...

Home .....	3-0
Away .....	3-1
Neutral .....	2-0
Artificial Turf .....	8-1
Natural Grass .....	0-0
Daytime .....	6-1
Evening .....	2-0
Overtime .....	0-0
Weekday .....	1-0
Weekend .....	6-1
Against top-16-20 teams .....	0-0
Against top-11-15 teams .....	0-0
Against top-1-10 teams .....	2-1
Against unranked teams .....	6-0
Tied after one quarter .....	0-1
Leading after one quarter .....	8-0
Trailing after one quarter .....	0-0
Tied at halftime .....	1-0
Leading at halftime .....	7-0
Trailing at halftime .....	0-1
Tied after three quarters .....	1-0
Leading after three quarters .....	7-0
Trailing after three quarters .....	0-1
Scoring first .....	6-1
Opponent scores first .....	2-0
Scoring 10+ goals .....	8-1
Scores fewer than 10 goals .....	0-0
Allowing 10+ goals .....	6-1
Allowing fewer than 10 goals .....	2-0
More ground balls .....	7-0
Fewer ground balls .....	1-1
Ground balls equal .....	0-0
Winning more faceoffs .....	8-0
Opp. wins more faceoffs .....	0-1
Faceoffs equal .....	0-0
Scored one man-up goal .....	1-0
Allowed one man-up goal .....	3-0
Scored 2+ man-up goals .....	6-1
Allowed 2+ man-up goals .....	2-0
Had more penalty minutes .....	7-1
Had fewer penalty minutes .....	0-0
Penalty minutes were equal .....	1-0

# 2019 PENN STATE MEN'S LACROSSE

## ALL-TIME SINGLE-GAME/SEASON RECORDS

### INDIVIDUAL SINGLE-GAME RECORDS

#### GOALS

1.	10	Rich Russo	4/30/1983	Montclair State
2.	9	Bill Hess	6/24/1957	Penn
		Jim Trenz	5/9/1972	Bucknell
4.	8	<b>Mac O'Keefe</b>	<b>2/25/2017</b>	<b>Villanova</b>
		Bob Hamel	4/30/1954	Hobart
		John Behne	4/4/1959	Loyola
		Tom Hayes	4/28/1962	Rutgers
		Glenn Thiel	5/11/1966	Lehigh
		Jim Trenz	4/19/1972	Loyola
		Jim Trenz	4/29/1972	Rutgers
8.	7	Steve Schraeder	5/16/1961	Gettysburg
		<b>Mac O'Keefe</b>	<b>2/4/2017</b>	<b>Robert Morris</b>
		<b>Mac O'Keefe</b>	<b>2/16/2019</b>	<b>Stony Brook</b>
		<b>TJ Malone</b>	<b>3/10/2019</b>	<b>Jacksonville</b>

#### ASSISTS

1.	9	Gary Martin	5/2/1983	Bucknell
		<b>Grant Ament</b>	<b>3/8/2019</b>	<b>Cornell</b>
3.	8	John Meisel	5/6/1964	Lehigh
		Ken Edwards	4/6/1968	Franklin & Marshall
		<b>Grant Ament</b>	<b>3/10/2019</b>	<b>Jacksonville</b>
6.	7	Bill Hess	4/20/1957	Adelphi
		Ken Edwards	5/18/1968	Delaware
		Bob Schoefflin	4/16/1969	Franklin & Marshall
		Karl Hurtzig	5/12/1973	Lafayette
		Gary Martin	4/28/1982	Loyola
		Gary Martin	4/30/1983	Montclair State
		<b>Grant Ament</b>	<b>2/2/2019</b>	<b>Villanova</b>
		<b>Grant Ament</b>	<b>2/23/2019</b>	<b>Yale</b>

#### POINTS

1.	14	Gary Martin	5/2/1983	Bucknell
2.	13	Bill Hess	4/20/1957	Adelphi
		Ken Edwards	5/18/1968	Delaware
		Jim Trenz	5/9/1972	Bucknell
5.	12	Bob Hamel	4/30/1954	Hobart
		Gary Martin	4/21/1982	Drexel
		Gary Martin	4/28/1982	Loyola
8.	11	Ken Edwards	5/18/1968	Delaware
		Bob Schoefflin	4/16/1969	Franklin & Marshall
		Jim Trenz	5/11/1971	Bucknell

#### SAVES

1.	40	Jim Houck	4/13/1957	Navy
2.	34	Joe Guterding	4/10/1982	Hofstra
3.	30	John Divine	4/20/1977	Delaware
4.	29	Dave Wilkinson	5/16/1959	Rutgers
		Rich Caravella	5/7/1976	Penn
		Tom Florence	3/30/1983	UMBC
7.	28	Phil Benneditti	4/14/1951	Navy
8.	27	J.J. Pearl	3/17/1990	Villanova
		E.G. Rall	5/4/1985	C.W. Post
		Joe Guterding	4/10/1982	Hofstra

### INDIVIDUAL SINGLE-SEASON RECORDS

#### GOALS

1	<b>51</b>	<b>Mac O'Keefe</b>	<b>2017</b>
2.	49	Bill Hess	1957
3.	48	Erik Merkel	1995
		Will Driscoll	2002
5.	44	TJ Sanders	2013
6.	42	Jim Trenz	1972
		Gary Martin	1982
8.	41	Bill Hess	1956
		Ted Peddy	1990
		Jack Forster	2013
11.	40	Scot McKeon	1987

#### ASSISTS

1.	<b>48*</b>	<b>Grant Ament</b>	<b>2019</b>
2.	44	Gary Martin	1982
		Jeff Connor	1988
4.	42	John Meisel	1962
5.	40	Gary Martin	1981
		Gary Martin	1983
		Jeff Connor	1987
8.	38	John Hollerbach	1989
9.	36	Ken Edwards	1968
10 .	35	Bob Schoefflin	1969
11.	<b>34</b>	<b>Grant Ament</b>	<b>2016</b>

#### POINTS

1.	86	Gary Martin	42g, 44a	1982
2.	70	Tim Trenz	42g, 28a	1972
3.	69	Bill Hess	49g, 20a	1957
4.	62	Bill Hess	41g, 21a	1956
5.	61	Erik Merkel	48g, 13a	1995
6.	60	John Hollerbach	22g, 38a	1989
		<b>Grant Ament</b>	<b>30g, 30a</b>	<b>2017</b>
8.	59	Ken Edwards	23g, 36a	1968
9.	58	Jeff Connor	14g, 44a	1988
		<b>Grant Ament*</b>	<b>10g, 48a</b>	<b>2019</b>
10.	57	Gary Martin	17g, 40a	1983
		Jack Forster	41g, 16a	2013
		Nick Aponte	24g, 33a	2017
13.	56	Greg Jackson	34g, 22a	1995
		<b>Mac O'Keefe</b>	<b>51g, 5a</b>	<b>2017</b>

**Bold denotes current student-athlete. \*- Indicates Active**

# 2019 PENN STATE MEN'S LACROSSE

## CAREER SCORING & ALL-TIME GOALKEEPER RECORDS

### CAREER SCORING RECORDS

#### GOALS

1.	127	Will Driscoll	1999-2002
<b>2.</b>	<b>124</b>	<b>Mac O'Keefe</b>	<b>2017-pres.</b>
3.	119	TJ Sanders	2014-16
4.	104	Greg Jackson	1994-97
		Jack Forster	2008-13
6.	102	Ted Peddy	1988-91
7.	101	Nate Whitaker	2002-06
		Matthew Mackrides	2009-12
9.	97	Jim Laverty	1988-91
		Shane Sturgis	2011-14
11.	96	Gary Alex	1974-77
		Gary Martin	1981-84

#### ASSISTS

1.	156	Gary Martin	1981-84
<b>2.</b>	<b>112</b>	<b>Grant Ament</b>	<b>2016-pres.</b>
3.	102	Keith McGuire	1974-77
4.	87	Jeff Connor	1984, 87-88
5.	82	John Hollerbach	1986-89
6.	80	Karl Hurtzig	1973-76
7.	77	Greg Jackson	1994-97
8.	74	John Meisel	1962-64
9.	68	Nick Aponte	2014-17
10.	67	Chris Lehman	1990-93
11.	64	Luke Oglesby	2000-03
12.	61	Shane Sturgis	2011-14

#### POINTS

1.	252	Gary Martin	96g, 156a	1981-84
2.	181	Greg Jackson	104g, 77a	1994-97
3.	176	John Hollerbach	94g, 82a	1986-89
<b>4.</b>	<b>172</b>	<b>Grant Ament</b>	<b>60g, 112a</b>	<b>2016-pres.</b>
5.	158	Shane Sturgis	97g, 61a	2011-14
6.	156	Will Driscoll	127g, 29a	1999-2002
7.	154	Keith McGuire	52g, 102a	1974-77
8.	153	TJ Sanders	119g, 34a	2014-16
<b>9.</b>	<b>150</b>	<b>Mac O'Keefe</b>	<b>124g, 26a</b>	<b>2017-pres.</b>
10.	148	Jack Forster	104g, 44a	2008-13
11.	144	Matthew Mackrides	101g, 43a	2009-12

### MISCELLANEOUS CAREER RECORDS

#### GROUND BALLS

1.	440	Chris Marcus	1990-93
2.	347	Bill Schoonmaker	1982-86
3.	336	Chris Dent	1985-88
<b>4.</b>	<b>329</b>	<b>Gerard Arceri</b>	<b>2017-Pres.</b>
5.	305	Greg Gurenlian	2003-06
6.	292	Scott Bailor	1989-92
7.	368	Tim Conway	1986-89
8.	259	Bill Turri	1979-82
9.	258	Mike Busza	1992-95
10.	236	Rob Bateman	2001-03
11.	226	Danny Henneghan	2010-13

### GOALKEEPER RECORDS

#### SEASON SAVES

1.	264	Jim Houck	1957
2.	237	Rich Caravella	1975
3.	235	Burt Houseworth	1958
4.	212	Drew Adams	2009
5.	210	Jim McGoune	1967
6.	205	J.J. Pearl	1992
7.	194	Vin Tedesco	1963
		Joe Guterding	1981
		Austin Kaut	2013
10.	193	Don Bell	1995
		Chip Robertson	1987

#### SEASON SAVE PERCENTAGE

			GA	Saves	Year
1.	.752	Joe Guterding	64	194	1981
2.	.718	Rich Caravella	93	237	1975
3.	.674	Rich Caravella	73	151	1976
4.	.668	Joe Guterding	95	191	1982
5.	.652	Drew Adams	113	212	2009
6.	.637	J.J. Pearl	117	205	1992
7.	.635	J.J. Pearl	108	188	1990
8.	.635	Austin Kaut	110	191	2011
9.	.631	E.G. Rall	107	183	1985
10.	.630	Chris Garrity	52	90	2000

#### CAREER SAVES

1.	694	Drew Adams	2006-09
2.	686	Austin Kaut	2011-14
3.	571	Joe Guterding	1979-82
4.	564	Kevin Keenan	1996-99
5.	557	J.J. Pearl	1989-92
6.	530	Vin Tedesco	1962-64
7.	510	Rich Caravella	1972-73, 75-76
8.	444	Chris Garrity	2000-03
9.	425	E.G. Rall	1983-86
<b>10.</b>	<b>401</b>	<b>Colby Kneese</b>	<b>2017-Pres.</b>
11.	363	Jim McGoune	1967-69

#### FACEOFF PERCENTAGE \*

		W-Att.	Years
1.	.652	Chris Marcus	1990-93
<b>2.</b>	<b>.644</b>	<b>Gerard Arceri</b>	<b>2017-Pres.</b>
2.	.630	Dave O'Donnell	1993-96
3.	.580	Greg Gurenlian	2003-06
4.	.580	Bill Schoonmaker	1982-85
5.	.540	Kevin Haggerty	1998-2001
6.	.537	Danny Henneghan	2010-13
7.	.520	Scott Bailor	1989-92

\* Minimum 500 attempts

#### FACEOFF WINS

		Years
<b>1.</b>	<b>545</b>	<b>Gerard Arceri</b>
2.	510	Danny Henneghan
3.	508	Greg Gurenlian
4.	400	Dave O'Donnell
5.	395	Chris Marcus
6.	352	Bill Schoonmaker
7.	350	Kevin Haggerty
8.	281	Drake Kreinz
9.	279	Scott Bailor
10.	271	Tim Conway



# 2019 PENN STATE MEN'S LACROSSE

## BIG TEN RECORDS

### INDIVIDUAL SINGLE-GAME RECORDS

#### GOALS

5	Nick Aponte	4/30/2017	Michigan
4	<b>Seven Times</b>		
	Last: R. Keenan	4/28/2018	Michigan
3	<b>20 Times</b>		
	Last: J. Kelly	3/31/2019	Maryland

#### ASSISTS

5	Nick Spillane	4/14/2018	Johns Hopkins
4	Pat Manley	4/19/2015	Rutgers
	<b>Grant Ament</b>	<b>4/30/2016</b>	<b>Michigan</b>
	Nick Aponte	4/15/2017	Johns Hopkins
	Nick Aponte	4/30/2017	Michigan
3	Ryan Keenan	4/8/2018	Maryland
	Nick Aponte	4/11/2015	Johns Hopkins
	<b>Grant Ament</b>	<b>4/22/2015</b>	<b>Rutgers</b>
	<b>Grant Ament</b>	<b>4/15/2017</b>	<b>Johns Hopkins</b>
	Nick Aponte	4/23/2017	Rutgers

#### POINTS

9	Nick Aponte	4/30/2017	Michigan
7	<b>Nick Spillane</b>	<b>4/14/2018</b>	<b>Johns Hopkins</b>
5	<b>7 Times</b>		
	Last: G. Ament	4/15/2017	Johns Hopkins

#### GROUND BALLS

10	Gerard Arceri	3/31/2019	Maryland
9	Gerard Arceri	4/14/2018	Johns Hopkins
8	Gerard Arceri	3/31/2018	at Ohio State
	Gerard Arceri	4/8/2018	Maryland
7	Billy Lombardi	4/17/2016	Johns Hopkins
	Billy Lombardi	4/22/2016	Rutgers
	Gerard Arceri	4/23/2017	Rutgers

#### FACEOFF WINS

19	Gerard Arceri	4/8/2018	Maryland
18	Gerard Arceri	3/31/2019	Maryland
18	Billy Lombardi	4/22/2016	Rutgers
16	Gerard Arceri	4/14/2018	Johns Hopkins
	Gerard Arceri	4/23/2017	Rutgers
15	Billy Lombardi	4/17/2016	Johns Hopkins
13	Drake Kreinz	4/11/2015	Johns Hopkins
	Gerard Arceri	3/31/2018	at Ohio State
11	Drake Kreinz	3/29/2015	Ohio State

#### FACEOFF PERCENTAGE (MINIMUM 5 ATTEMPTS)

1.000	Jake Glatz (7-7)	4/22/18	at Rutge
.800	Gerard Arceri (16-20)	4/23/2017	Rutgers
.730	Gerard Arceri (19-26)	4/8/2018	Maryland
.696	Gerard Arceri (16-23)	4/14/2018	Johns Hopkins
.692	Gerard Arceri (18-26)	3/31/2019	Maryland
.650	Gerard Arceri (13-20)	3/31/2018	at Ohio State
.615	Gerard Arceri (8-13)	4/22/18	at Rutgers
.579	Drake Kreinz (11-19)	3/29/2015	Ohio State

#### CAUSED TURNOVER

3	Kevin Fox	4/30/2016	Michigan
	Michael Aronow	4/22/2018	at Rutgers
	Michael Aronow	4/28/2018	Michigan
	Chris Sabia	4/28/2018	Michigan
2	7 times, Last C. Sabia	3/31/2019	Maryland

#### SAVES

16	Colby Kneese	3/31/2018	at Ohio State
15	Will Schreiner	4/3/2016	Ohio State
14	Colby Kneese	4/14/2018	Johns Hopkins
	Connor Darcey	4/4/2015	Maryland
13	Connor Darcey	4/11/2015	Johns Hopkins
	Connor Darcey	4/25/2015	Michigan
	Will Schreiner	4/30/2016	Michigan

### INDIVIDUAL SINGLE-SEASON RECORDS

#### GOALS

15	Nick Aponte	2016	5 Games
12	Mike Sutton	2015	5 Games
	<b>Mac O'Keefe</b>	<b>2017, 2018</b>	<b>5 Games</b>
10	Ryan Keenan	2018	5 Games
8	TJ Sanders	2015	5 Games
	<b>Dylan Foulds</b>	<b>2018</b>	<b>5 Games</b>
7	Pat Manley	2015	4 Games
	TJ Sanders	2016	5 Games
	Mike Sutton	2016	5 Games

#### ASSISTS

14	Nick Aponte	2017	5 Games
12	<b>Grant Ament</b>	<b>2016</b>	<b>5 Games</b>
10	<b>Grant Ament</b>	<b>2017</b>	<b>5 Games</b>
8	<b>Nick Spillane</b>	<b>2018</b>	<b>5 Games</b>
6	Nick Aponte	2015	5 Games
5	TJ Sanders	2015	5 Games

#### POINTS

22	Nick Aponte (8-14)	2017	5 Games
19	Nick Aponte (15-4)	2016	5 Games
17	<b>Grant Ament (5-12)</b>	<b>2016</b>	<b>5 Games</b>
16	<b>Grant Ament (6-10)</b>	<b>2017</b>	<b>5 Games</b>
15	<b>Mac O'Keefe (12-3)</b>	<b>2018</b>	<b>5 Games</b>
	Ryan Keenan (10-5)	2018	5 Games
14	<b>Nick Spillane</b>	<b>2018</b>	<b>5 Games</b>
13	Mike Sutton (12-1)	2015	5 Games
	TJ Sanders (8-5)	2015	5 Games
	<b>Mac O'Keefe (12-1)</b>	<b>2017</b>	<b>5 Games</b>

#### GROUND BALLS

33	Gerard Arceri	2018	5 Games
18	Billy Lombardi	2016	5 Games
15	Drake Kreinz	2015	5 Games
12	Mike Sutton	2015	5 Games
11	Nick Aponte	2015	5 Games
	<b>Christopher Sabia</b>	<b>2016</b>	<b>5 Games</b>
10	Connor Darcey	2015	5 Games
	<b>Christopher Sabia</b>	<b>2017</b>	<b>5 Games</b>
	<b>Gerard Arceri</b>	<b>2017</b>	<b>5 Games</b>

#### FACEOFF WINS

64	Gerard Arceri	2018	5 Games
47	Billy Lombardi	2016	5 Games
41	Drake Kreinz	2015	5 Games
31	Gerard Arceri	2017	5 Games
17	Billy Lombardi	2017	5 Games

#### FACEOFF PERCENTAGE

.634	Gerard Arceri (64-101)	2018	5 Games
.485	Billy Lombardi (47-97)	2016	5 Games
.471	Drake Kreinz (41-87)	2015	5 Games
.431	Gerard Arceri	2017	5 Games
.364	Billy Lombardi (8-22)	2015	3 Games
.362	Billy Lombardi (17-47)	2017	5 Games

#### CAUSED TURNOVERS

10	Christopher Sabia	2017	5 Games
7	Mike Aronow	2018	5 Games
5	James Burke	2015	4 Games

#### SAVES

61	Colby Kneese	2018	5 Games
59	Connor Darcey	2015	5 Games
54	Colby Kneese	2017	5 Games
52	Will Schreiner	2016	5 Games

# PLAYER BIOS

## GRANT AMENT #1

REDSHIRT JUNIOR | ATTACK | 5-9 | 165  
DOYLESTOWN, PA | THE HAVERFORD SCHOOL

### GAME-BY-GAME STATS

GAME	G	A	Pts	Sh	Up	GB	TO	CT
VILLANOVA	3	7	10	5	0	2	2	0
ROBERT MORRIS	1	6	7	4	0	0	0	0
Stony Brook	1	4	5	5	0	1	0	0
Yale	2	7	9	5	0	1	5	0
PENN	1	5	6	5	0	2	1	0
Cornell	0	9	9	1	0	1	4	0
Jacksonville	2	8	10	3	0	2	2	0
Cleveland State	-	-	-	-	-	-	-	-
Maryland	0	2	2	4	0	0	3	0

### SEASON HIGHS

Points ..... 10 ..... 2x, last vs. Jacksonville (3/10/19)  
 Goals ..... 3 ..... vs. Villanova (2/2/19)  
 Assist ..... 9 ..... vs. Cornell (3/8/19)  
 Shots ..... 5 ..... 3x, last vs Penn (3/2/19)  
 Ground Balls ..... 2 ..... 3x, last vs. Jacksonville (3/10/19)  
 Caused Turnovers ..... -

### CAREER HIGHS

Points ..... 10 ..... 2x, last vs. Jacksonville (3/10/19)  
 Goals ..... 6 ..... vs. Cornell (2/18/17)  
 Assist ..... 9 ..... vs. Cornell (3/8/19)  
 Shots ..... 11 ..... vs. Cornell (2/18/17)  
 Ground Balls ..... 4 ..... 2x; last vs. Ohio State (4/2/17)  
 Caused Turnovers ..... 2 ..... vs Michigan (4/30/17)

### CAREER STATS

Year	GP-GS	G	A	Pts	Sh	Pct.	GB	TO	CT	Pen
2016	15-15	20	34	54	51	.392	21	17	2	0-0:00
2017	16-16	30	30	60	69	.435	24	21	7	1-1:00
2018	-	-	-	-	-	-	-	-	-	-
2019	8-8	10	48	58	32	.313	9	17	0	1-1:00
Total	39-39	60	112	172	148	.405	54	55	9	2-2:00

## GERARD ARCERI #40

JUNIOR | MIDFIELD | 6-0 | 188  
ST. JAMES, N.Y. | SMITHTOWN EAST

### GAME-BY-GAME STATS

GAME	G	A	Pts	Sh	Up	GB	TO	CT
VILLANOVA	1	0	1	3	0	9	1	0
ROBERT MORRIS	1	0	1	1	0	8	0	0
Stony Brook	0	0	0	0	0	9	1	0
Yale	0	0	0	0	0	1	1	1
PENN	0	0	0	0	0	8	2	0
Cornell	0	0	0	0	0	18	3	0
Jacksonville	0	1	1	1	0	9	0	0
Cleveland State	1	0	1	2	0	9	1	0
Maryland	0	0	0	1	0	10	0	0

### SEASON HIGHS

Points ..... 1 ..... 4x, last at Cleveland State (3/23/19)  
 Goals ..... 1 ..... 3x, last at Cleveland State (3/23/19)  
 Assist ..... 1 ..... vs Cornell (3/8/19)  
 Shots ..... 3 ..... vs. Villanova (2/2/19)  
 Ground Balls ..... 18 ..... vs. Cornell (3/18/19)  
 Caused Turnovers ..... 1 ..... at Yale (2/23/19)  
 Faceoff Wins ..... 25 ..... vs. Cornell (3/8/19)

### CAREER HIGHS

Points ..... 3 ..... vs. Stony Brook (2/17/18)  
 Goals ..... 2 ..... vs. Stony Brook (2/17/18)  
 Assist ..... 1 ..... 2x, last vs. Cornell (3/8/19)  
 Shots ..... 3 ..... vs. Villanova (2/2/19)  
 Ground Balls ..... 18 ..... 2x, last vs. Cornell (3/8/19)  
 Caused Turnovers ..... -  
 Faceoff Wins ..... 25 ..... vs. Cornell (3/8/19)

### CAREER STATS

Year	GP-GS	G	A	Pts	Sh	Pct.	GB	TO	CT	Pen
2017	15-0	5	0	5	13	.385	103	11	1	0-0:00
2018	14-0	6	1	7	12	.500	145	12	0	0-0:00
2019	9-0	3	1	4	8	.375	54	6	4	0-0:00
Total	38-0	14	2	116	33	.424	302	29	5	0-0:00

## MIKE ARONOW #17

REDSHIRT SENIOR | DEFENSE | 5-11 | 180  
HOLBROOK, N.Y. | SACHEM NORTH

### GAME-BY-GAME STATS

GAME	G	A	Pts	Sh	Up	GB	TO	CT
VILLANOVA	-	-	-	-	-	-	-	-
ROBERT MORRIS	-	-	-	-	-	-	-	-
Stony Brook	-	-	-	-	-	-	-	-
Yale	-	-	-	-	-	-	-	-
PENN	-	-	-	-	-	-	-	-
Cornell	0	0	0	0	0	1	0	0
Jacksonville	0	0	0	0	0	2	0	1
Cleveland State	0	0	0	0	0	0	0	0
Maryland	0	0	0	0	0	0	1	0

### SEASON HIGHS

Points ..... -  
 Goals ..... -  
 Assist ..... -  
 Shots ..... -  
 Ground Balls ..... 2 ..... vs Jacksonville (3/10/19)  
 Caused Turnovers ..... 1 ..... vs. Jacksonville (3/10/19)

### CAREER HIGHS

Points ..... 1 ..... 3x; vs. Robert Morris (2/24/18)  
 Goals ..... 1 ..... at Maryland (4/4/15)  
 Assist ..... 1 ..... 2x; last vs. Robert Morris (2/24/18)  
 Shots ..... 1 ..... 3x; last at Michigan (4/28/18)  
 Ground Balls ..... 5 ..... vs. Michigan (4/28/18)  
 Caused Turnovers ..... 3 ..... 2x; last vs. Michigan (4/28/18)

### CAREER STATS

Year	GP-GS	G	A	Pts	Sh	Pct.	GB	TO	CT	Pen
2015	14-0	1	1	2	2	.500	18	3	9	3-2:30
2016	15-15	0	0	0	0	.000	24	3	13	4-2:30
2017	-	-	-	-	-	-	-	-	-	-
2018	14-14	0	1	1	1	.000	24	5	11	2-2:00
2019	4-0	-	-	-	-	-	3	1	1	-
Total	47-29	1	2	3	3	.500	69	12	34	9-7:00

## TOMMY BAKER #29

FRESHMAN | DEFENSE | 6-1 | 175  
SYRACUSE, N.Y. | WEST GENESSEE

### GAME-BY-GAME STATS

GAME	G	A	Pts	Sh	Up	GB	TO	CT
VILLANOVA	-	-	-	-	-	-	-	-
ROBERT MORRIS	-	-	-	-	-	-	-	-
Stony Brook	-	-	-	-	-	-	-	-
Yale	-	-	-	-	-	-	-	-
PENN	-	-	-	-	-	-	-	-
Cornell	-	-	-	-	-	-	-	-
Jacksonville	-	-	-	-	-	-	-	-
Cleveland State	-	-	-	-	-	-	-	-
Maryland	-	-	-	-	-	-	-	-

### SEASON HIGHS

Points ..... -  
 Goals ..... -  
 Assist ..... -  
 Shots ..... -  
 Ground Balls ..... -  
 Caused Turnovers ..... -

### CAREER HIGHS

Points ..... -  
 Goals ..... -  
 Assist ..... -  
 Shots ..... -  
 Ground Balls ..... -  
 Caused Turnovers ..... -

### CAREER STATS

Year	GP-GS	G	A	Pts	Sh	Pct.	GB	TO	CT	Pen
2019	-	-	-	-	-	-	-	-	-	-
Total	-	-	-	-	-	-	-	-	-	-

## CJ BATTAGLIA #35

FRESHMAN | DEFENSE | 5-10 | 160  
WEBSTER, N.Y. | WEST THOMAS

### GAME-BY-GAME STATS

GAME	G	A	Pts	Sh	Up	GB	TO	CT
VILLANOVA	0	0	0	0	0	0	0	0
ROBERT MORRIS	0	0	0	0	0	0	0	0
Stony Brook	0	0	0	0	0	0	0	0
Yale	-	-	-	-	-	-	-	-
PENN	-	-	-	-	-	-	-	-
Cornell	-	-	-	-	-	-	-	-
Jacksonville	0	0	0	0	0	0	0	0
Cleveland State	-	-	-	-	-	-	-	-
Maryland	-	-	-	-	-	-	-	-

### SEASON HIGHS

Points ..... -  
 Goals ..... -  
 Assist ..... -  
 Shots ..... -  
 Ground Balls ..... -  
 Caused Turnovers ..... -

### CAREER HIGHS

Points ..... -  
 Goals ..... -  
 Assist ..... -  
 Shots ..... -  
 Ground Balls ..... -  
 Caused Turnovers ..... -

### CAREER STATS

Year	GP-GS	G	A	Pts	Sh	Pct.	GB	TO	CT	Pen
2019	4-0	0	0	0	0	0	0	0	0	0
Total	4-0	0	0	0	0	0	0	0	0	0

## ROBBY BLACK #15

SENIOR | MIDFIELD | 6-4 | 190  
LUTHERVILLE, MD. | MCDONOUGH SCHOOL

### GAME-BY-GAME STATS

GAME	G	A	Pts	Sh	Up	GB	TO	CT
VILLANOVA	0	0	0	1	0	2	0	0
ROBERT MORRIS	0	0	0	0	0	0	1	0
Stony Brook	0	0	0	0	0	0	0	0
Yale	0	0	0	0	0	0	0	0
PENN	0	0	0	0	0	0	0	1
Cornell	0	0	0	0	0	0	2	0
Jacksonville	0	0	0	0	0	0	0	0
Cleveland State	0	0	0	0	0	1	1	0
Maryland	0	0	0	0	0	0	0	0

### SEASON HIGHS

Points ..... -  
 Goals ..... -  
 Assist ..... -  
 Shots ..... 1 ..... vs. Villanova (2/2/19)  
 Ground Balls ..... 2 ..... vs. Villanova (2/2/19)  
 Caused Turnovers ..... 1 ..... vs. Penn (3/2/19)

### CAREER HIGHS

Points ..... 2 ..... 2x; last vs. Michigan (4/28/18)  
 Goals ..... 1 ..... 6x; last vs. Maryland (4/8/18)  
 Assist ..... 2 ..... vs. Michigan (4/28/18)  
 Shots ..... 5 ..... vs. Cleveland State (3/24/18)  
 Ground Balls ..... 3 ..... at Furman (3/8/16)  
 Caused Turnovers ..... 2 ..... vs. Robert Morris (2/24/18)

### CAREER STATS

Year	GP-GS	G	A	Pts	Sh	Pct.	GB	TO	CT	Pen
2016	3-0	3	0	3	4	.750	2	0	0	0-0:00
2017	5-0	0	1	1	1	.000	0	2	0	0-0:00
2018	14-0	6	4	10	26	.231	5	4	2	2-1:30
2019	9-0	0	0	0	1	.000	3	4	1	1-1:00
Total	31-0	9	5	14	32	.281	10	8	3	3-2:30

# PLAYER BIOS

## NATE BULLER #49

FRESHMAN | ATTACK | 6-0 | 190  
HERNDON, VA. | LANDON

### GAME-BY-GAME STATS

GAME	G	A	Pts	Sh	Up	GB	TO	CT
VILLANOVA	0	0	0	1	0	0	0	0
ROBERT MORRIS	1	0	1	2	1	0	0	0
Stony Brook	0	1	1	1	0	0	0	0
Yale	0	0	0	0	0	0	0	0
PENN	0	0	0	2	0	0	0	0
Cornell	-	-	-	-	-	-	-	-
Jacksonville	-	-	-	-	-	-	-	-
Cleveland State	-	-	-	-	-	-	-	-
Maryland	-	-	-	-	-	-	-	-

### SEASON HIGHS

Points ..... 1 ..... 2x, last at Stony Brook (2/16/19)  
Goals ..... 1 ..... vs. Robert Morris (2/9/19)  
Assist ..... 1 ..... at Stony Brook (2/16/19)  
Shots ..... 2 ..... vs. Penn (3/2/19)  
Ground Balls .....  
Caused Turnovers .....

### CAREER HIGHS

Points ..... 1 ..... 2x, last at Stony Brook (2/16/19)  
Goals ..... 1 ..... vs. Robert Morris (2/9/19)  
Assist ..... 1 ..... at Stony Brook (2/16/19)  
Shots ..... 1 ..... vs. Villanova (2/2/19)  
Ground Balls .....  
Caused Turnovers .....

### CAREER STATS

Year	GP-GS	G	A	Pts	Sh	Pct.	GB	TO	CT	Pen
2019	5-0	1	1	2	6	.167	0	0	0	0-0:00
<b>Total</b>	<b>5-0</b>	<b>1</b>	<b>1</b>	<b>2</b>	<b>6</b>	<b>.167</b>	<b>0</b>	<b>0</b>	<b>0</b>	<b>0-0:00</b>

## BOBBY BURNS #4

SOPHOMORE | MIDFIELD | 6-1 | 175  
SMITHTOWN, N.Y. | SMITHTOWN EAST

### GAME-BY-GAME STATS

GAME	G	A	Pts	Sh	Up	GB	TO	CT
VILLANOVA	0	0	0	1	0	0	0	0
ROBERT MORRIS	1	0	1	2	0	2	0	0
Stony Brook	0	0	0	0	0	0	1	0
Yale	0	0	0	1	0	1	0	0
PENN	0	0	0	1	0	2	1	0
Cornell	0	0	0	0	0	1	0	0
Jacksonville	0	0	0	0	0	2	1	0
Cleveland State	0	0	0	3	0	5	2	1
Maryland	0	0	0	0	0	0	0	0

### SEASON HIGHS

Points ..... 1 ..... vs. Robert Morris (2/9/19)  
Goals ..... 1 ..... vs. Robert Morris (2/9/19)  
Assist .....  
Shots ..... 3 ..... at Cleveland State (3/23/19)  
Ground Balls ..... 5 ..... at Cleveland State (3/23/19)  
Caused Turnovers ..... 1 ..... at Cleveland State (3/23/19)

### CAREER HIGHS

Points ..... 2 ..... vs. Stony Brook (2/17/18)  
Goals ..... 1 ..... 2x; last vs. Robert Morris (2/9/19)  
Assist ..... 1 ..... 3x; last vs. Johns Hopkins (4/14/18)  
Shots ..... 3 ..... at Cleveland State (3/23/19)  
Ground Balls ..... 5 ..... at Cleveland State (3/23/19)  
Caused Turnovers ..... 1 ..... 2x; last at Cleveland State (3/23/19)

### CAREER STATS

Year	GP-GS	G	A	Pts	Sh	Pct.	GB	TO	CT	Pen
2018	14-0	1	3	4	6	.500	10	2	1	1-0:50
2019	9-1	1	0	1	7	.143	13	5	1	0-0:00
<b>Total</b>	<b>23-1</b>	<b>2</b>	<b>3</b>	<b>5</b>	<b>13</b>	<b>.154</b>	<b>23</b>	<b>7</b>	<b>2</b>	<b>1-0:50</b>

## NICK CARDILE #43

JUNIOR | DEFENSE | 6-1 | 180  
WEST GROVE, PA. | AVON GROVE

### GAME-BY-GAME STATS

GAME	G	A	Pts	Sh	Up	GB	TO	CT
VILLANOVA	0	0	0	0	0	2	0	2
ROBERT MORRIS	0	0	0	0	0	2	1	0
Stony Brook	0	0	0	0	0	0	0	0
Yale	0	0	0	2	0	3	1	1
PENN	0	0	0	0	0	0	1	1
Cornell	0	0	0	0	0	3	1	2
Jacksonville	0	0	0	0	0	0	0	0
Cleveland State	1	0	1	1	0	2	1	0
Maryland	0	0	0	0	0	4	0	0

### SEASON HIGHS

Points ..... 1 ..... at Cleveland State (3/23/19)  
Goals ..... 1 ..... at Cleveland State (3/23/19)  
Assist .....  
Shots ..... 2 ..... at Yale (2/23/19)  
Ground Balls ..... 4 ..... at Maryland (3/31/19)  
Caused Turnovers ..... 2 ..... 2x, last vs. Cornell (3/8/19)

### CAREER HIGHS

Points ..... 1 ..... 2x; last at Cleveland St. (3/23/19)  
Goals ..... 1 ..... 2x; last at Cleveland St. (3/23/19)  
Assist .....  
Shots ..... 2 ..... at Yale (2/23/19)  
Ground Balls ..... 4 ..... 2x; last at Maryland (3/31/19)  
Caused Turnovers ..... 2 ..... 4x; last vs. Cornell (3/8/19)

### CAREER STATS

Year	GP-GS	G	A	Pts	Sh	Pct.	GB	TO	CT	Pen
2017	16-6	0	0	0	0	.000	12	5	7	0-0:00
2018	13-8	1	0	1	2	.500	18	1	6	1-1:00
2019	9-9	1	0	1	3	.333	16	5	6	2-1:30
<b>Total</b>	<b>38-23</b>	<b>2</b>	<b>0</b>	<b>2</b>	<b>5</b>	<b>.400</b>	<b>46</b>	<b>11</b>	<b>19</b>	<b>3-2:30</b>

## TJ CONNELLAN #2

JUNIOR | DEFENSE | 6-1 | 1650  
CAZENOVIA N.Y. | CAZENOVIA

### GAME-BY-GAME STATS

GAME	G	A	Pts	Sh	Up	GB	TO	CT
VILLANOVA	0	0	0	0	0	0	0	2
ROBERT MORRIS	0	0	0	0	0	1	0	0
Stony Brook	0	0	0	0	0	2	0	2
Yale	0	0	0	0	0	0	0	1
PENN	-	-	-	-	-	-	-	-
Cornell	-	-	-	-	-	-	-	-
Jacksonville	0	0	0	0	0	0	0	1
Cleveland State	0	0	0	0	0	0	0	0
Maryland	0	0	0	0	0	0	0	0

### SEASON HIGHS

Points .....  
Goals .....  
Assist .....  
Shots .....  
Ground Balls ..... 2 ..... at Stony Brook (2/16/19)  
Caused Turnovers ..... 2 ..... 2x, last at Stony Brook (2/16/19)

### CAREER HIGHS

Points .....  
Goals .....  
Assist .....  
Shots .....  
Ground Balls ..... 4 ..... vs. Furman (3/7/18)  
Caused Turnovers ..... 2 ..... 2x, last at Stony Brook (2/16/19)

### CAREER STATS

Year	GP-GS	G	A	Pts	Sh	Pct.	GB	TO	CT	Pen
2017	14-10	0	0	0	0	.000	10	4	2	0-0:00
2018	11-0	0	0	0	0	.000	2	0	2	0-0:00
2019	7-0	0	0	0	0	.000	3	0	6	0-0:00
<b>Total</b>	<b>31-10</b>	<b>0</b>	<b>0</b>	<b>0</b>	<b>0</b>	<b>.000</b>	<b>15</b>	<b>4</b>	<b>10</b>	<b>0-0:00</b>

## JORDAN DONAGHY #48

FRESHMAN | MIDFIELD | 5-8 | 170  
WESTCHESTER, PA. | MALVERN PREP

### GAME-BY-GAME STATS

GAME	G	A	Pts	Sh	Up	GB	TO	CT
VILLANOVA	0	0	0	0	0	0	0	0
ROBERT MORRIS	0	0	0	0	0	1	0	0
Stony Brook	0	0	0	0	0	0	0	0
Yale	-	-	-	-	-	-	-	-
PENN	-	-	-	-	-	-	-	-
Cornell	0	0	0	0	0	0	0	0
Jacksonville	0	0	0	0	0	1	0	0
Cleveland State	-	-	-	-	-	-	-	-
Maryland	-	-	-	-	-	-	-	-

### SEASON HIGHS

Points .....  
Goals .....  
Assist .....  
Shots .....  
Ground Balls ..... 1 ..... 2x, last vs. Cornell (3/8/19)  
Caused Turnovers .....

### CAREER HIGHS

Points .....  
Goals .....  
Assist .....  
Shots .....  
Ground Balls ..... 1 ..... 2x, last vs. Cornell (3/8/19)  
Caused Turnovers .....

### CAREER STATS

Year	GP-GS	G	A	Pts	Sh	Pct.	GB	TO	CT	Pen
2019	5-0	0	0	0	0	.000	2	0	0	0-0:00
<b>Total</b>	<b>5-0</b>	<b>0</b>	<b>0</b>	<b>0</b>	<b>0</b>	<b>.000</b>	<b>2</b>	<b>0</b>	<b>0</b>	<b>0-0:00</b>

## MATT DONNELLY #11

SENIOR | MIDFIELD | 5-7 | 165  
SEWELL, N.J. | CELARVIEW REGIONAL

### GAME-BY-GAME STATS

GAME	G	A	Pts	Sh	Up	GB	TO	CT
VILLANOVA	0	0	0	1	0	0	0	0
ROBERT MORRIS	0	1	1	1	0	1	0	0
Stony Brook	0	0	0	0	0	0	0	0
Yale	0	0	0	0	0	0	0	0
PENN	-	-	-	-	-	-	-	-
Cornell	-	-	-	-	-	-	-	-
Jacksonville	0	0	0	0	0	0	0	0
Cleveland State	1	0	1	2	0	1	0	0
Maryland	-	-	-	-	-	-	-	-

### SEASON HIGHS

Points ..... 1 2x; last at Cleveland State (3/23/19)  
Goals ..... 1 ..... at Cleveland State (3/23/19)  
Assist ..... 1 ..... vs. Robert Morris (2/9/19)  
Shots ..... 2 ..... at Cleveland State (3/23/19)  
Ground Balls ..... 1 2x; last at Cleveland State (3/23/19)  
Caused Turnovers .....

### CAREER HIGHS

Points ..... 3 ..... vs. Robert Morris (2/24/18)  
Goals ..... 2 ..... 3x, last vs. Furman (3/6/18)  
Assist ..... 1 ..... 6x; last vs. Robert Morris (2/9/19)  
Shots ..... 5 ..... 2x, last vs. Furman (3/6/18)  
Ground Balls ..... 3 ..... 2x, last vs. Hobart (2/10/18)  
Caused Turnovers ..... 1 ..... 2x; last vs. Ohio State (3/31/18)

### CAREER STATS

Year	GP-GS	G	A	Pts	Sh	Pct.	GB	TO	CT	Pen
2016	6-0	1	0	1	5	.200	3	2	0	0-0:00
2017	5-0	0	0	0	0	.000	0	2	1	0-0:00
2018	14-4	8	5	13	31	.258	7	7	2	1-0:30
2019	6-0	1	1	2	4	.250	2	0	0	0-0:00
<b>Total</b>	<b>30-4</b>	<b>10</b>	<b>6</b>	<b>16</b>	<b>42</b>	<b>.238</b>	<b>12</b>	<b>11</b>	<b>3</b>	<b>1-0:30</b>



## PLAYER BIOS

### **DYLAN FOULDS** #14

REDSHIRT JUNIOR | ATTACK | 6-0 | 180  
PORT COQUITLAM, BRITISH COLUMBIA | TERRY FOX SECONDARY

#### GAME-BY-GAME STATS

GAME	G	A	Pts	Sh	Up	GB	TO	CT
VILLANOVA	3	0	3	5	0	1	0	0
ROBERT MORRIS	2	0	2	6	0	0	0	0
Stony Brook	1	0	1	2	0	0	1	1
Yale	1	1	2	6	1	2	1	1
PENN	3	0	3	3	0	0	0	0
Cornell	4	0	4	6	0	1	2	0
Jacksonville	3	1	4	7	1	3	1	0
Cleveland State	2	1	3	3	1	0	0	1
Maryland	1	0	1	2	1	0	0	0

#### SEASON HIGHS

Points ..... 4 ..... 2x; last vs. Jacksonville (3/10/19)  
Goals ..... 4 ..... vs. Cornell (3/8/19)  
Assist ..... 1 ..... 4x, last at Cleveland State (3/23/19)  
Shots ..... 7 ..... vs. Jacksonville (3/10/19)  
Ground Balls ..... 3 ..... vs. Jacksonville (3/10/19)  
Caused Turnovers ..... 1 ..... 2x; last at Cleveland State (3/23/19)

#### CAREER HIGHS

Points ..... 7 ..... at Fairfield (3/17/18)  
Goals ..... 4 ..... 3x; last vs. Cornell. (3/8/19)  
Assist ..... 3 ..... at Fairfield (3/17/18)  
Shots ..... 9 ..... vs. Maryland (4/8/18)  
Ground Balls ..... 3 ..... 2x, last vs. Jacksonville (3/10/19)  
Caused Turnovers ..... 1 ..... 2x; last at Cleveland State (3/23/19)

#### CAREER STATS

Year	GP-GS	G	A	Pts	Sh	Pct.	GB	TO	CT	Pen
2016	Redshirt Season									
2017	4-0	2	0	2	4	.500	0	1	0	0-0:00
2018	14-10	21	11	32	59	.356	13	13	0	1-0:30
2019	9-9	20	3	23	40	.500	7	5	3	0-0:00
<b>Total</b>	<b>27-19</b>	<b>43</b>	<b>14</b>	<b>57</b>	<b>103</b>	<b>.417</b>	<b>20</b>	<b>19</b>	<b>3</b>	<b>1-0:30</b>

### **KEVIN FOX** #31

SENIOR | DEFENSE | 5-9 | 170  
ANNAPOLIS, MD. | ST. MARY'S

#### GAME-BY-GAME STATS

GAME	G	A	Pts	Sh	Up	GB	TO	CT
VILLANOVA	0	0	0	0	0	1	0	0
ROBERT MORRIS	1	0	1	1	0	2	0	1
Stony Brook	0	0	0	0	0	2	0	1
Yale	0	0	0	0	0	2	2	1
PENN	0	0	0	0	0	3	0	0
Cornell	0	0	0	0	0	0	0	2
Jacksonville	1	0	1	1	0	0	0	0
Cleveland State	0	0	0	1	0	0	0	0
Maryland	0	0	0	0	0	0	0	0

#### SEASON HIGHS

Points ..... 1 ..... 2x, last vs. Jacksonville (3/10/19)  
Goals ..... 1 ..... 2x, last vs. Jacksonville (3/10/19)  
Assist .....  
Shots ..... 1 ..... 3x, last at Cleveland State (3/23/19)  
Ground Balls ..... 3 ..... vs. Penn (3/2/19)  
Caused Turnovers ..... 1 ..... 3x, last at Yale (2/23/19)

#### CAREER HIGHS

Points ..... 1 ..... 6x, last vs. Jacksonville (3/10/19)  
Goals ..... 1 ..... 6x, last vs. Jacksonville (3/10/19)  
Assist .....  
Shots ..... 2 ..... vs. Stony Brook (2/17/18)  
Ground Balls ..... 9 ..... vs. Robert Morris (2/6/16)  
Caused Turnovers ..... 3 ..... vs. Michigan (4/30/16)

#### CAREER STATS

Year	GP-GS	G	A	Pts	Sh	Pct.	GB	TO	CT	Pen
2016	11-0	3	0	3	3	1.000	21	2	5	2-1:00
2017	16-0	0	1	1	3	.000	26	6	7	1-1:00
2018	13-2	1	0	1	3	.333	13	0	5	1-1:00
2019	9-0	2	0	2	3	1.000	10	2	3	3-2:30
<b>Total</b>	<b>50-2</b>	<b>6</b>	<b>1</b>	<b>7</b>	<b>12</b>	<b>.500</b>	<b>70</b>	<b>10</b>	<b>20</b>	<b>7-5:30</b>

### **BRETT FUNK** #47

FRESHMAN | DEFENSE | 5-9 | 170  
MEDFORD, N.J. | SHAWNEE

#### GAME-BY-GAME STATS

GAME	G	A	Pts	Sh	Up	GB	TO	CT
VILLANOVA	0	0	0	0	0	0	0	0
ROBERT MORRIS	0	0	0	0	0	0	0	0
Stony Brook	-	-	-	-	-	-	-	-
Yale	-	-	-	-	-	-	-	-
PENN	-	-	-	-	-	-	-	-
Cornell	-	-	-	-	-	-	-	-
Jacksonville	-	-	-	-	-	-	-	-
Cleveland State	-	-	-	-	-	-	-	-
Maryland	-	-	-	-	-	-	-	-

#### SEASON HIGHS

Points .....  
Goals .....  
Assist .....  
Shots .....  
Ground Balls .....  
Caused Turnovers .....

#### CAREER HIGHS

Points .....  
Goals .....  
Assist .....  
Shots .....  
Ground Balls .....  
Caused Turnovers .....

#### CAREER STATS

Year	GP-GS	G	A	Pts	Sh	Pct.	GB	TO	CT	Pen
2019	2-0	0	0	0	0	.000	0	0	0	0-0:00
<b>Total</b>	<b>2-0</b>	<b>0</b>	<b>0</b>	<b>0</b>	<b>0</b>	<b>.000</b>	<b>0</b>	<b>0</b>	<b>0</b>	<b>0-0:00</b>

### **ALERIC FYOCK** #46

FRESHMAN | GOALIE | 6-1 | 220  
BOWIE, MD. | ST. MARY'S - ANNAPOLIS

#### GAME-BY-GAME STATS

GAME	G	A	Pts	Sh	Up	GB	TO	CT
VILLANOVA	-	-	-	-	-	-	-	-
ROBERT MORRIS	-	-	-	-	-	-	-	-
Stony Brook	-	-	-	-	-	-	-	-
Yale	-	-	-	-	-	-	-	-
PENN	-	-	-	-	-	-	-	-
Cornell	-	-	-	-	-	-	-	-
Jacksonville	-	-	-	-	-	-	-	-
Cleveland State	-	-	-	-	-	-	-	-
Maryland	-	-	-	-	-	-	-	-

#### SEASON HIGHS

Points .....  
Goals .....  
Assist .....  
Shots .....  
Ground Balls .....  
Caused Turnovers .....

#### CAREER HIGHS

Points .....  
Goals .....  
Assist .....  
Shots .....  
Ground Balls .....  
Caused Turnovers .....

#### CAREER STATS

Year	GP-GS	G	A	Pts	Sh	Pct.	GB	TO	CT	Pen
2019	-	-	-	-	-	-	-	-	-	-
<b>Total</b>	<b>-</b>	<b>-</b>	<b>-</b>	<b>-</b>	<b>-</b>	<b>-</b>	<b>-</b>	<b>-</b>	<b>-</b>	<b>-</b>

### **JAKE GLATZ** #30

SOPHOMORE | MIDFIELD | 5-10 | 190  
SHREWSBURY, PA | BOYS' LATIN

#### GAME-BY-GAME STATS

GAME	G	A	Pts	Sh	Up	GB	TO	CT
VILLANOVA	0	0	0	0	0	1	1	0
ROBERT MORRIS	0	0	0	0	0	4	0	0
Stony Brook	0	0	0	0	0	0	1	0
Yale	0	0	0	0	0	0	0	0
PENN	0	0	0	0	0	0	0	0
Cornell	-	-	-	-	-	-	-	-
Jacksonville	1	0	1	1	0	4	3	0
Cleveland State	-	-	-	-	-	-	-	-
Maryland	-	-	-	-	-	-	-	-

#### SEASON HIGHS

Points ..... 1 ..... vs Jacksonville (3/10/19)  
Goals ..... 1 ..... vs Jacksonville (3/10/19)  
Assist .....  
Shots .....  
Ground Balls ..... 4 ..... 2x, last vs. Jacksonville (3/10/19)  
Caused Turnovers .....

#### CAREER HIGHS

Points ..... 1 ..... vs Jacksonville (3/10/19)  
Goals ..... 1 ..... vs Jacksonville (3/10/19)  
Assist .....  
Shots ..... 2 ..... vs. Rutgers (4/22/18)  
Ground Balls ..... 4 ..... 2x, last vs. Jacksonville (3/10/19)  
Caused Turnovers ..... 1 ..... vs. Maryland (4/8/18)  
Faceoff Wins ..... 13 ..... vs. Jacksonville (4/22/18)

#### CAREER STATS

Year	GP-GS	G	A	Pts	Sh	Pct.	GB	TO	CT	Pen
2018	10-0	0	0	0	3	.000	4	2	1	0-0:00
2019	6-0	1	0	1	1	.250	9	5	0	1-0:30
<b>Total</b>	<b>16-0</b>	<b>1</b>	<b>0</b>	<b>1</b>	<b>4</b>	<b>.250</b>	<b>18</b>	<b>7</b>	<b>1</b>	<b>1-0:30</b>

### **MALCOLM GLENDINNING** #20

FRESHMAN | DEFENSE | 5-10 | 185  
LAFAYETTE HILL, PA. | CHESTNUT HILL ACADEMY

#### GAME-BY-GAME STATS

GAME	G	A	Pts	Sh	Up	GB	TO	CT
VILLANOVA	-	-	-	-	-	-	-	-
ROBERT MORRIS	0	0	0	0	0	1	0	0
Stony Brook	0	0	0	0	0	0	0	0
Yale	-	-	-	-	-	-	-	-
PENN	-	-	-	-	-	-	-	-
Cornell	-	-	-	-	-	-	-	-
Jacksonville	0	0	0	0	0	0	0	0
Cleveland State	-	-	-	-	-	-	-	-
Maryland	-	-	-	-	-	-	-	-

#### SEASON HIGHS

Points .....  
Goals .....  
Assist .....  
Shots .....  
Ground Balls ..... 1 ..... vs. Robert Morris (2/9/19)  
Caused Turnovers .....

#### CAREER HIGHS

Points .....  
Goals .....  
Assist .....  
Shots .....  
Ground Balls ..... 1 ..... vs. Robert Morris (2/9/19)  
Caused Turnovers .....

#### CAREER STATS

Year	GP-GS	G	A	Pts	Sh	Pct.	GB	TO	CT	Pen
2019	3-0	0	0	0	0	0	1	0	0	0
<b>Total</b>	<b>3-0</b>	<b>0</b>	<b>0</b>	<b>0</b>	<b>0</b>	<b>0</b>	<b>1</b>	<b>0</b>	<b>0</b>	<b>0</b>

PLAYER BIOS

SEAMUS GLYNN

#12

FRESHMAN | ATTACK/MIDFIELD | 6-0 | 185
VILLANOVA, PA. | MALVERN PREP

GAME-BY-GAME STATS

Table with columns: GAME, G, A, Pts, Sh, Up, GB, TO, CT. Rows include Villanova, Robert Morris, Stony Brook, Yale, Penn, Cornell, Jacksonville, Cleveland State, Maryland.

SEASON HIGHS

Points .....3 .....vs. Robert Morris (2/9/19)
Goals .....- .....
Assist.....3 .....vs. Robert Morris (2/9/19)
Shots .....3 .....vs. Robert Morris (2/9/19)
Ground Balls.....1 .....vs. Robert Morris (2/9/19)
Caused Turnovers .....-

CAREER HIGHS

Points .....3 .....vs. Robert Morris (2/9/19)
Goals .....- .....
Assist.....3 .....vs. Robert Morris (2/9/19)
Shots .....3 .....vs. Robert Morris (2/9/19)
Ground Balls.....1 .....vs. Robert Morris (2/9/19)
Caused Turnovers .....-

CAREER STATS

Table with columns: Year, GP-GS, G, A, Pts, Sh, Pct., GB, TO, CT, Pen. Total 4-0, 0, 3, 3, 3, .000, 1, 2, 0, 0-0:00

KEVIN HILL

#5

SENIOR | MIDFIELD | 5-10 | 175
WEBSTER, N.Y. | WEBSTER THOMAS

GAME-BY-GAME STATS

Table with columns: GAME, G, A, Pts, Sh, Up, GB, TO, CT. Rows include Villanova, Robert Morris, Stony Brook, Yale, Penn, Cornell, Jacksonville, Cleveland State, Maryland.

SEASON HIGHS

Points .....1 .....vs. Villanova (2/2/19)
Goals .....1 .....vs. Villanova (2/2/19)
Assist.....- .....
Shots .....5 .....vs. Villanova (2/2/19)
Ground Balls.....- .....
Caused Turnovers .....-

CAREER HIGHS

Points .....5 .....vs. Hobart (2/10/18)
Goals .....4 .....vs. Stony Brook (2/17/18)
Assist.....3 .....vs. Hobart (2/10/18)
Shots .....8 .....
Ground Balls.....5 .....vs. Stony Brook (2/17/18)
Caused Turnovers .....1 .....2x; last at Johns Hopkins (4/15/17)

CAREER STATS

Table with columns: Year, GP-GS, G, A, Pts, Sh, Pct., GB, TO, CT, Pen. Total 46-17, 58, 18, 76, 156, .377, 26, 22, 1, 0-0:00

BRETT HOBBS

#50

FRESHMAN | MIDFIELD | 6-3 | 225
WILLINGTON, DEL. | SALESIANUM

GAME-BY-GAME STATS

Table with columns: GAME, G, A, Pts, Sh, Up, GB, TO, CT. Rows include Villanova, Robert Morris, Stony Brook, Yale, Penn, Cornell, Jacksonville, Cleveland State, Maryland.

SEASON HIGHS

Points .....2 .....vs. Jacksonville (3/10/19)
Goals .....1 .....vs. Jacksonville (3/10/19)
Assist.....1 .....2x, last vs Jacksonville (3/10/19)
Shots .....1 .....at Stony Brook (2/16/19)
Ground Balls.....1 .....at Cleveland State (3/23/19)
Caused Turnovers .....-

CAREER HIGHS

Points .....2 .....vs. Jacksonville (3/10/19)
Goals .....1 .....vs. Jacksonville (3/10/19)
Assist.....1 .....2x, last vs Jacksonville (3/10/19)
Shots .....1 .....at Stony Brook (2/16/19)
Ground Balls.....1 .....at Cleveland State (3/23/19)
Caused Turnovers .....-

CAREER STATS

Table with columns: Year, GP-GS, G, A, Pts, Sh, Pct., GB, TO, CT, Pen. Total 5-0, 1, 2, 3, 5, .200, 2, 2, 0, 0

JACK KELLY

#25

SOPHOMORE | MIDFIELD | 6-1 | 180
SCARBROUGH, ONTARIO, CANADA. | BIRCHMOUNT PARK

GAME-BY-GAME STATS

Table with columns: GAME, G, A, Pts, Sh, Up, GB, TO, CT. Rows include Villanova, Robert Morris, Stony Brook, Yale, Penn, Cornell, Jacksonville, Cleveland State, Maryland.

SEASON HIGHS

Points .....4 .....2x; last at Maryland (3/21/19)
Goals .....4 .....vs. Jacksonville (3/10/19)
Assist.....1 .....2x; last at Maryland (3/21/19)
Shots .....9 .....at Stony Brook (2/16/19)
Ground Balls.....3 .....at Maryland (3/31/19)
Caused Turnovers .....-

CAREER HIGHS

Points .....4 .....2x; last at Maryland (3/21/19)
Goals .....4 .....vs. Jacksonville (3/10/19)
Assist.....1 .....2x; last at Maryland (3/21/19)
Shots .....9 .....at Stony Brook (2/16/19)
Ground Balls.....3 .....at Maryland (3/21/19)
Caused Turnovers .....1 .....vs. Villanova (2/3/18)

CAREER STATS

Table with columns: Year, GP-GS, G, A, Pts, Sh, Pct., GB, TO, CT, Pen. Total 13-8, 23, 2, 25, 42, .548, 7, 8, 1, 1-0:50

COLBY KNEESE

#34

JUNIOR | GOALIE | 5-10 | 173
DALLAS, TEXAS | HIGHLAND PARK

GAME-BY-GAME STATS

Table with columns: GAME, GA, SF, SV, GB, TO, CT. Rows include Villanova, Robert Morris, Stony Brook, Yale, Penn, Cornell, Jacksonville, Cleveland State, Maryland.

SEASON HIGHS

Fewest GA.....1 .....at Stony Brook (2/16/19)
GAA .....3.91 .....vs. Furman (3/8/18)
Saves.....19 .....at Villanova (2/2/19)
Save Percentage ..... .889 .....at Stony Brook (2/16/19)
Ground Balls.....4 .....at Yale (2/23/19)
Caused Turnovers .....-

CAREER HIGHS

Fewest GA.....1 .....at Stony Brook (2/16/19)
GAA .....3.60 .....vs. Furman (3/8/18)
Saves.....19 .....at Villanova (2/2/19)
Save Percentage ..... .889 .....at Stony Brook (2/16/19)

CAREER STATS

Table with columns: Year, GP-GS, MIN, GA, GAA, SV, SV%, W-L, SF. Total 39-38, 2191:20, 358, 9.80, 401, .528, 28-10, 1314

DEAN LAMELA

#32

SENIOR | DEFENSE | 6-2 | 205
BRICK, N.J. | THE LAWRENCEVILLE SCHOOL

GAME-BY-GAME STATS

Table with columns: GAME, G, A, Pts, Sh, Up, GB, TO, CT. Rows include Villanova, Robert Morris, Stony Brook, Yale, Penn, Cornell, Jacksonville, Cleveland State, Maryland.

SEASON HIGHS

Points .....- .....
Goals .....- .....
Assist.....- .....
Shots .....- .....
Ground Balls.....1 .....vs. Robert Morris (2/9/19)
Caused Turnovers .....1 .....2x, last at Stony Brook (2/16/19)

CAREER HIGHS

Points .....N/A .....N/A
Goals .....N/A .....N/A
Assist.....N/A .....N/A
Shots .....N/A .....N/A
Ground Balls.....1 .....2x; last vs. Robert Morris (2/9/19)
Caused Turnovers .....1 .....3x, last at Stony Brook (2/16/19)

CAREER STATS

Table with columns: Year, GP-GS, G, A, Pts, Sh, Pct., GB, TO, CT, Pen. Total 8-0, 0, 0, 0, 0, .000, 2, 0, 3, 2-2:00

# PLAYER BIOS

**TJ MALONE #7**  
**FRESHMAN | ATTACK | 5-11 | 180**  
**WEST CHESTER, PA. | THE HAVERFORD SCHOOL**

**GAME-BY-GAME STATS**

GAME	G	A	Pts	Sh	Up	GB	TO	CT
VILLANOVA	3	0	3	6	1	0	2	0
ROBERT MORRIS	4	1	5	6	1	0	1	0
Stony Brook	2	1	3	5	0	0	1	0
Yale	0	1	1	0	0	0	1	0
PENN	1	0	1	4	1	0	1	0
Cornell	0	1	1	0	0	0	0	0
Jacksonville	7	0	7	7	1	6	3	0
Cleveland State	1	0	1	5	0	5	1	1
Maryland	1	0	1	3	1	0	0	0

**SEASON HIGHS**

Points ..... 7 ..... vs. Jacksonville (3/10/19)  
 Goals ..... 7 ..... vs. Jacksonville (3/10/19)  
 Assist ..... 1 .... 4x, last at Cleveland State (3/23/19)  
 Shots ..... 10 ..... at Cleveland State (3/23/19)  
 Ground Balls ..... 6 ..... vs. Jacksonville (3/10/19)  
 Caused Turnovers ..... 1 ..... at Cleveland State (3/23/19)

**CAREER HIGHS**

Points ..... 7 ..... vs. Jacksonville (3/10/19)  
 Goals ..... 7 ..... vs. Jacksonville (3/10/19)  
 Assist ..... 1 .... 4x, last at Cleveland State (3/23/19)  
 Shots ..... 10 ..... at Cleveland State (3/23/19)  
 Ground Balls ..... 6 ..... vs. Jacksonville (3/10/19)  
 Caused Turnovers ..... 1 ..... at Cleveland State (3/23/19)

**CAREER STATS**

Year	GP-GS	G	A	Pts	Sh	Pct.	GB	TO	CT	Pen
2019	9-0	18	4	22	31	.581	6	9	0	0-0:00
<b>Total</b>	<b>9-0</b>	<b>18</b>	<b>4</b>	<b>22</b>	<b>31</b>	<b>.581</b>	<b>6</b>	<b>9</b>	<b>0</b>	<b>0-0:00</b>

**JAKE MCCAUGHAN #45**  
**SOPHOMORE | DEFENSE | 6-0 | 175**  
**MEDFORD, N.J. | ST. AUGUSTINE PREP**

**GAME-BY-GAME STATS**

GAME	G	A	Pts	Sh	Up	GB	TO	CT
VILLANOVA	0	0	0	0	0	0	0	0
ROBERT MORRIS	0	0	0	0	0	0	1	0
Stony Brook	0	0	0	0	0	0	0	0
Yale	-	-	-	-	-	-	-	-
PENN	-	-	-	-	-	-	-	-
Cornell	-	-	-	-	-	-	-	-
Jacksonville	0	0	0	0	0	1	0	1
Cleveland State	-	-	-	-	-	-	-	-
Maryland	-	-	-	-	-	-	-	-

**SEASON HIGHS**

Points ..... -  
 Goals ..... -  
 Assist ..... -  
 Shots ..... -  
 Ground Balls ..... 1 ..... vs. Jacksonville (3/10/19)  
 Caused Turnovers ..... 1 ..... vs. Jacksonville (3/10/19)

**CAREER HIGHS**

Points ..... -  
 Goals ..... -  
 Assist ..... -  
 Shots ..... 1 ..... 2x; last vs. Cleveland St. (3/24/18)  
 Ground Balls ..... 1 ..... 2x; last vs. Jacksonville (3/10/19)  
 Caused Turnovers ..... 1 ..... vs. Jacksonville (3/10/19)

**CAREER STATS**

Year	GP-GS	G	A	Pts	Sh	Pct.	GB	TO	CT	Pen
2018	4-0	0	0	0	2	.000	1	1	1	1-1:00
2019	4-0	0	0	0	0	.000	1	1	1	0-0:00
<b>Total</b>	<b>8-0</b>	<b>0</b>	<b>0</b>	<b>0</b>	<b>2</b>	<b>.000</b>	<b>2</b>	<b>2</b>	<b>2</b>	<b>1-1:00</b>

**NICK McEVROY #21**  
**JUNIOR | MIDFIELD | 5-10 | 177**  
**WASHINGTON D.C. | GONZAGA COLLEGE HS**

**GAME-BY-GAME STATS**

GAME	G	A	Pts	Sh	Up	GB	TO	CT
VILLANOVA	0	0	0	1	0	2	0	0
ROBERT MORRIS	1	1	1	1	0	1	0	1
Stony Brook	0	0	0	0	0	2	0	0
Yale	0	0	0	0	0	0	0	0
PENN	0	0	0	1	0	0	0	0
Cornell	0	0	0	0	0	0	0	0
Jacksonville	0	0	0	0	0	3	0	0
Cleveland State	0	0	0	1	0	1	0	0
Maryland	0	0	0	0	0	0	0	0

**SEASON HIGHS**

Points ..... 2 ..... vs. Robert Morris (2/9/19)  
 Goals ..... 1 ..... vs. Robert Morris (2/9/19)  
 Assist ..... 1 ..... vs. Robert Morris (2/9/19)  
 Shots ..... 1 ..... 4x; last at Cleveland State (3/23/19)  
 Ground Balls ..... 3 ..... vs. Jacksonville (3/10/19)  
 Caused Turnovers ..... 1 ..... vs. Robert Morris (2/9/19)

**CAREER HIGHS**

Points ..... 5 ..... vs. Robert Morris (2/9/19)  
 Goals ..... 4 ..... vs. Robert Morris (2/9/19)  
 Assist ..... 1 ..... 3x; last vs. Robert Morris (2/9/19)  
 Shots ..... 6 ..... vs. Robert Morris (2/9/19)  
 Ground Balls ..... 3 ..... 3x; last vs. Jacksonville (3/10/19)  
 Caused Turnovers ..... 1 ..... 4x; last vs. Robert Morris (2/9/19)  
 Faceoff Wins ..... 2 ..... 2x, last vs. Yale (2/23/19)

**CAREER STATS**

Year	GP-GS	G	A	Pts	Sh	Pct.	GB	TO	CT	Pen
2017	16-0	3	2	5	4	.571	19	5	1	0-0:00
2018	14-0	4	2	6	5	.400	8	2	2	5-4:00
2019	9-0	1	1	2	3	.333	8	0	1	1-0:00
<b>Total</b>	<b>39-0</b>	<b>8</b>	<b>5</b>	<b>13</b>	<b>12</b>	<b>.750</b>	<b>35</b>	<b>7</b>	<b>4</b>	<b>6-5:00</b>

**JOHN NOSTRANT #10**  
**SOPHOMORE | MIDFIELD | 5-8 | 155**  
**HAVERFORD, PA. | THE HAVERFORD SCHOOL**

**GAME-BY-GAME STATS**

GAME	G	A	Pts	Sh	Up	GB	TO	CT
VILLANOVA	0	0	0	0	1	0	0	0
ROBERT MORRIS	0	0	0	0	0	0	2	1
Stony Brook	-	-	-	-	-	-	-	-
Yale	-	-	-	-	-	-	-	-
PENN	-	-	-	-	-	-	-	-
Cornell	-	-	-	-	-	-	-	-
Jacksonville	1	0	1	1	1	1	0	1
Cleveland State	0	0	0	0	0	0	0	0
Maryland	-	-	-	-	-	-	-	-

**SEASON HIGHS**

Points ..... 1 ..... vs. Jacksonville (3/10/19)  
 Goals ..... 1 ..... vs. Jacksonville (3/10/19)  
 Assist ..... -  
 Shots ..... 1 ..... 2x; last vs. Jacksonville (3/10/19)  
 Ground Balls ..... 1 ..... vs. Jacksonville (3/10/19)  
 Caused Turnovers ..... 1 ..... 2x; last vs. Jacksonville (3/10/19)

**CAREER HIGHS**

Points ..... 2 ..... at Ohio State (3/24/18)  
 Goals ..... 2 ..... at Ohio State (3/24/18)  
 Assist ..... 1 ..... at Fairfield (3/17/18)  
 Shots ..... 2 ..... 2x; last at Ohio State (3/24/18)  
 Ground Balls ..... 1 ..... vs. Jacksonville (3/10/19)  
 Caused Turnovers ..... 1 ..... vs. Robert Morris (2/9/19)

**CAREER STATS**

Year	GP-GS	G	A	Pts	Sh	Pct.	GB	TO	CT	Pen
2018	13-0	4	1	5	7	.571	0	2	0	0-0:00
2019	4-0	1	0	1	2	.500	1	2	2	0-0:00
<b>Total</b>	<b>17-0</b>	<b>5</b>	<b>1</b>	<b>6</b>	<b>9</b>	<b>.556</b>	<b>1</b>	<b>4</b>	<b>2</b>	<b>0-0:00</b>

**MAC O'KEEFE #3**  
**JUNIOR | ATTACK | 6-0 | 180**  
**SYOSSET, N.Y. | SYOSSET**

**GAME-BY-GAME STATS**

GAME	G	A	Pts	Sh	Up	GB	TO	CT
VILLANOVA	2	2	4	5	0	2	1	1
ROBERT MORRIS	5	1	6	10	1	0	0	0
Stony Brook	7	1	8	13	0	1	1	0
Yale	5	0	5	9	2	3	3	2
PENN	3	1	4	5	0	1	2	0
Cornell	6	1	7	12	1	4	1	0
Jacksonville	3	1	4	11	1	2	1	0
Cleveland State	5	1	6	10	0	1	1	0
Maryland	2	2	4	2	0	0	1	0

**SEASON HIGHS**

Points ..... 8 ..... at Stony Brook (2/16/19)  
 Goals ..... 7 ..... at Stony Brook (2/16/19)  
 Assist ..... 2 ..... vs. Villanova (2/2/19)  
 Shots ..... 13 ..... at Stony Brook (2/16/19)  
 Ground Balls ..... 4 ..... vs. Cornell (3/8/19)  
 Caused Turnovers ..... 2 ..... at Yale (2/23/19)

**CAREER HIGHS**

Points ..... 8 ..... 3x; last at Stony Brook (2/16/19)  
 Goals ..... 8 ..... at Villanova (2/25/17)  
 Assist ..... 3 ..... at Hobart (2/11/17)  
 Shots ..... 13 ..... at Stony Brook (2/16/19)  
 Ground Balls ..... 4 ..... 2x, last vs. Cornell (3/8/19)  
 Caused Turnovers ..... 2 ..... at Yale (2/23/19)

**CAREER STATS**

Year	GP-GS	G	A	Pts	Sh	Pct.	GB	TO	CT	Pen
2017	16-16	51	5	56	130	.392	21	14	0	1-1:00
2018	14-14	35	11	46	92	.380	16	21	7	0-0:00
2019	9-9	38	10	48	77	.493	15	13	4	3-02:00
<b>Total</b>	<b>39-39</b>	<b>124</b>	<b>26</b>	<b>139</b>	<b>299</b>	<b>.415</b>	<b>52</b>	<b>48</b>	<b>10</b>	<b>4-03:00</b>

**BRAYDEN PECK #44**  
**SOPHOMORE | DEFENSE | 5-11 | 185**  
**WEST GROVE, PA. | AVON GROVE**

**GAME-BY-GAME STATS**

GAME	G	A	Pts	Sh	Up	GB	TO	CT
VILLANOVA	0	0	0	0	0	3	0	1
ROBERT MORRIS	0	0	0	0	0	1	0	1
Stony Brook	0	0	0	0	0	0	0	0
Yale	0	0	0	0	0	0	0	0
PENN	0	0	0	0	0	2	0	1
Cornell	0	0	0	0	0	2	1	0
Jacksonville	0	0	0	0	0	1	0	0
Cleveland State	0	0	0	0	0	1	0	0
Maryland	0	0	0	0	0	3	1	1

**SEASON HIGHS**

Points ..... -  
 Goals ..... -  
 Assist ..... -  
 Shots ..... -  
 Ground Balls ..... 3 ..... 2x; last at Maryland (3/31/19)  
 Caused Turnovers ..... 1 ..... 3x; last at Maryland (3/31/19)

**CAREER HIGHS**

Points ..... -  
 Goals ..... -  
 Assist ..... -  
 Shots ..... -  
 Ground Balls ..... 3 ..... 3x; last at Maryland (3/31/19)  
 Caused Turnovers ..... 2 ..... vs. Johns Hopkins (4/14/18)

**CAREER STATS**

Year	GP-GS	G	A	Pts	Sh	Pct.	GB	TO	CT	Pen
2018	14-13	0	1	1	0	.000	10	1	5	0-0:00
2019	9-9	0	0	0	0	.000	8	2	4	1-0:30
<b>Total</b>	<b>23-23</b>	<b>0</b>	<b>1</b>	<b>1</b>	<b>0</b>	<b>.000</b>	<b>18</b>	<b>3</b>	<b>9</b>	<b>3-02:00</b>

# PLAYER BIOS

## DAN REAUME

#26

REDSHIRT FRESHMAN | MIDFIELD | 6-0 | 180  
BEVERLY HILLS, MICH. | BROTHER RICE

### GAME-BY-GAME STATS

GAME	G	A	Pts	Sh	Up	GB	TO	CT
VILLANOVA	1	0	1	4	-	0	1	0
ROBERT MORRIS	1	1	2	1	0	0	0	0
Stony Brook	1	0	1	4	0	0	0	1
Yale	1	0	1	1	0	0	0	0
PENN	0	1	1	2	0	0	1	0
Cornell	2	0	2	3	0	2	1	0
Jacksonville	0	1	1	0	0	0	0	0
Cleveland State	-	-	-	-	-	-	-	-
Maryland	1	1	2	2	0	0	1	0

### SEASON HIGHS

Points .....2 .....3x, last at Maryland (3/31/19)  
Goals .....2 ..... vs Cornell (3/8/19)  
Assist .....1 .....2x; last at Maryland (3/31/19)  
Shots .....4 .....2x, last at Stony Brook (2/16/19)  
Ground Balls.....  
Caused Turnovers .....1 ..... at Stony Brook (2/16/19)

### CAREER HIGHS

Points .....2 .....3x, last at Maryland (3/31/19)  
Goals .....2 ..... vs Cornell (3/8/19)  
Assist .....1 .....2x; last at Maryland (3/31/19)  
Shots .....4 .....2x, last at Stony Brook (2/16/19)  
Ground Balls.....  
Caused Turnovers .....1 ..... at Stony Brook (2/16/19)

### CAREER STATS

Year	GP-GS	G	A	Pts	Sh	Pct.	GB	TO	CT	Pen
2019	8-7	7	4	11	17	.412	2	4	1	0
Total	8-7	7	4	11	17	.412	2	4	1	0

## CHRIS SABIA

#16

SENIOR | DEFENSE | 6-2 | 185  
HARLEYSVILLE, PA. | THE HAVERFORD SCHOOL

### GAME-BY-GAME STATS

GAME	G	A	Pts	Sh	Up	GB	TO	CT
VILLANOVA	0	0	0	0	0	1	0	1
ROBERT MORRIS	0	0	0	0	0	1	0	3
Stony Brook	0	0	0	0	0	1	2	0
Yale	0	0	0	0	0	5	1	3
PENN	0	0	0	1	0	6	1	1
Cornell	0	0	0	0	0	0	0	0
Jacksonville	1	0	1	1	0	1	0	2
Cleveland State	0	0	0	1	0	1	0	0
Maryland	0	0	0	0	0	3	0	2

### SEASON HIGHS

Points .....1 ..... vs Jacksonville (3/10/19)  
Goals .....1 ..... vs Jacksonville (3/10/19)  
Assist .....  
Shots .....1 ..... 3x; last at Cleveland State (3/23/19)  
Ground Balls.....6 .....vs. Penn (3/2/19)  
Caused Turnovers .....3 .....2x; last at Yale (2/23/19)

### CAREER HIGHS

Points .....1 .....5x, last vs. Cornell (3/8/19)  
Goals .....1 .....5x, last vs. Cornell (3/8/19)  
Assist .....  
Shots .....2 .....2x, last vs. Penn (3/3/18)  
Ground Balls.....6 .....vs. Penn (3/2/19)  
Caused Turnovers .....3 .....2x; last at Yale (2/23/19)

### CAREER STATS

Year	GP-GS	G	A	Pts	Sh	Pct.	GB	TO	CT	Pen
2016	15-15	0	0	0	0	.000	26	2	12	3-2:30
2017	16-16	1	1	2	1	1.000	26	6	20	5-4:30
2018	14-14	5	0	5	12	.417	23	3	19	9-9:00
2019	9-9	1	0	1	3	.500	19	4	12	3-3:30
Total	54-54	7	1	8	16	.467	94	15	63	20-19:30

## MITCH SCHAEFER

#9

JUNIOR | MIDFIELD | 5-11 | 160  
CANANDAIGUA, NY. | CANANDAIGUA ACADEMY

### GAME-BY-GAME STATS

GAME	G	A	Pts	Sh	Up	GB	TO	CT
VILLANOVA	DNP	-	-	-	-	-	-	-
ROBERT MORRIS	DNP	-	-	-	-	-	-	-
Stony Brook	DNP	-	-	-	-	-	-	-
Yale	DNP	-	-	-	-	-	-	-
PENN	DNP	-	-	-	-	-	-	-
Cornell	DNP	-	-	-	-	-	-	-
Jacksonville	DNP	-	-	-	-	-	-	-
Cleveland State	DNP	-	-	-	-	-	-	-
Maryland	DNP	-	-	-	-	-	-	-

### SEASON HIGHS

Points .....  
Goals .....  
Assist .....  
Shots .....  
Ground Balls.....  
Caused Turnovers .....

### CAREER HIGHS

Points .....  
Goals .....  
Assist .....  
Shots .....  
Ground Balls.....1 .....2x, last at Fairfield (3/17/18)  
Caused Turnovers .....1 ..... vs. Furman (3/6/18)

### CAREER STATS

Year	GP-GS	G	A	Pts	Sh	Pct.	GB	TO	CT	Pen
2017	1-0	0	0	0	0	.000	0	0	0	0-0:00
2018	3-0	0	0	0	0	.000	2	2	0	0-0:00
2019	-	-	-	-	-	-	-	-	-	-
Total	4-0	0	0	0	0	.000	2	2	0	0-0:00

## TREVOR COLLINS

#41

SENIOR | GOALKEEPER | 6-1 | 175  
MARSHFIELD MASS. | MARSHFIELD

### GAME-BY-GAME STATS

GAME	G	A	Pts	Sh	Up	GB	TO	CT
VILLANOVA	0	0	0	0	0	0	0	0
ROBERT MORRIS	0	0	0	0	0	1	0	0
Stony Brook	0	0	0	0	0	1	0	0
Yale	-	-	-	-	-	-	-	-
PENN	-	-	-	-	-	-	-	-
Cornell	-	-	-	-	-	-	-	-
Jacksonville	0	0	0	0	0	0	0	0
Cleveland State	-	-	-	-	-	-	-	-
Maryland	-	-	-	-	-	-	-	-

### SEASON HIGHS

Points .....  
Goals .....  
Assist .....  
Shots .....  
Ground Balls.....1 .....2x, last at Stony Brook (2/16/19)  
Caused Turnovers .....

### CAREER HIGHS

Fewest GA.....  
GAA.....  
Saves.....4 .....2x, last at Fairfield (3/17/18)  
Save Percentage .....1.000 .....vs. Robert Morris (2/6/16)  
Ground Balls.....2 ..... vs. Cleveland State (3/24/18)  
Caused Turnovers .....

### CAREER STATS

Year	GP-GS	MIN	GA	GAA	SV	SV%	W-L	SF
2016	3-0	43:59	6	8.18	7	.538	0-0	20
2017	2-0	9:07	2	13.16	2	.500	0-0	6
2018	3-0	22:10	5	13.53	6	.375	0-0	16
2019	4-0	46:26	13	16.80	11	.458	0-0	42
Total	10-0	121:42	26	12:89	26	.500	0-0	84

## MIKE SHINSKE

#8

SOPHOMORE | MIDFIELD | 5-11 | 185  
MEDFORD, N.J. | SHAWNEE

### GAME-BY-GAME STATS

GAME	G	A	Pts	Sh	Up	GB	TO	CT
VILLANOVA	0	0	0	0	0	0	1	0
ROBERT MORRIS	0	0	0	0	0	0	0	0
Stony Brook	0	0	0	0	0	0	0	0
Yale	-	-	-	-	-	-	-	-
PENN	-	-	-	-	-	-	-	-
Cornell	-	-	-	-	-	-	-	-
Jacksonville	-	-	-	-	-	-	-	-
Cleveland State	-	-	-	-	-	-	-	-
Maryland	-	-	-	-	-	-	-	-

### SEASON HIGHS

Points .....  
Goals .....  
Assist .....  
Shots .....  
Ground Balls.....  
Caused Turnovers .....

### CAREER HIGHS

Points .....  
Goals .....  
Assist .....  
Shots .....  
Ground Balls.....1 .....2x, last vs. CSU (3/24/18)  
Caused Turnovers .....1 ..... vs. CSU (3/24/18)

### CAREER STATS

Year	GP-GS	G	A	Pts	Sh	Pct.	GB	TO	CT	Pen
2018	3-0	0	0	0	0	.000	2	0	1	0-0:00
2019	3-0	0	0	0	0	.000	0	0	0	0-0:00
Total	6-0	0	0	0	0	.000	2	0	1	0-0:00

## JOEY SORAN

#18

SOPHOMORE | DEFENSE | 6-4 | 220  
AURORA, COLO. | REGIS JESUIT

### GAME-BY-GAME STATS

GAME	G	A	Pts	Sh	Up	GB	TO	CT
VILLANOVA	DNP	-	-	-	-	-	-	-
ROBERT MORRIS	DNP	-	-	-	-	-	-	-
Stony Brook	DNP	-	-	-	-	-	-	-
Yale	DNP	-	-	-	-	-	-	-
Penn	DNP	-	-	-	-	-	-	-
Cornell	DNP	-	-	-	-	-	-	-
Jacksonville	DNP	-	-	-	-	-	-	-
Cleveland State	DNP	-	-	-	-	-	-	-
Maryland	DNP	-	-	-	-	-	-	-

### SEASON HIGHS

Points .....  
Goals .....  
Assist .....  
Shots .....  
Ground Balls.....  
Caused Turnovers .....

### CAREER HIGHS

Points .....  
Goals .....  
Assist .....  
Shots .....  
Ground Balls.....  
Caused Turnovers .....

### CAREER STATS

Year	GP-GS	G	A	Pts	Sh	Pct.	GB	TO	CT	Pen
2018	2-0	0	0	0	0	.000	0	0	0	1-1:00
2019	-	-	-	-	-	-	-	-	-	-
Total	2-0	0	0	0	0	.000	0	0	0	1-1:00



# PLAYER BIOS

## NICK SPILLANE

### #13

SENIOR | MIDFIELD | 5-10 | 165  
FRANKLIN SQUARE, NY. | CAREY

### GAME-BY-GAME STATS

GAME	G	A	Pts	Sh	Up	GB	TO	CT
VILLANOVA	2	0	2	5	0	0	0	0
ROBERT MORRIS	2	2	4	3	0	0	0	0
Stony Brook	0	3	3	1	0	3	1	0
Yale	2	0	2	5	1	4	1	0
PENN	3	1	4	7	0	1	0	0
Cornell	4	1	5	6	0	4	2	1
Jacksonville	0	0	0	1	0	1	1	0
Cleveland State	3	3	6	7	0	0	2	1
Maryland	2	1	3	6	0	1	1	0

### SEASON HIGHS

Points ..... 6 ..... at Cleveland State (3/23/19)  
Goals ..... 4 ..... vs. Cornell (3/8/19)  
Assist..... 3 .... 2x; last at Cleveland State (3/23/19)  
Shots ..... 7 .... 2x; last at Cleveland State (3/23/19)  
Ground Balls..... 4 ..... vs. Cornell (3/8/19)  
Caused Turnovers ..... 1 .... 2x; last at Cleveland State (3/23/19)

### CAREER HIGHS

Points ..... 7 .... 2x, last vs. Johns Hopkins (4/14/18)  
Goals ..... 5 ..... vs. Penn (3/4/17)  
Assist..... 5 .... 2x, last vs. Johns Hopkins (4/14/18)  
Shots ..... 7 .... 2x; last at Cleveland State (3/23/19)  
Ground Balls..... 4 ..... 3x, last vs. Cornell (3/8/19)  
Caused Turnovers ..... 1 .... 3x; last at Cleveland State (3/23/19)

### CAREER STATS

Year	GP-GS	G	A	Pts	Sh	Pct.	GB	TO	CT	Pen
2016	10-0	4	2	6	15	.267	2	2	0	0-0:00
2017	16-5	16	10	26	49	.327	13	9	1	0-0:00
2018	14-14	19	27	46	55	.345	23	27	2	1-1:00
2019	9-9	15	10	25	28	.536	12	9	2	1-0:30
Total	49-28	54	49	103	147	.367	50	47	5	2-1:30

## BRANDON STERN

### #6

REDSHIRT SOPHOMORE | MIDFIELD | 5-11 | 175  
CHERRY HILL, N.J. | CHERRY HILL EAST

### GAME-BY-GAME STATS

GAME	G	A	Pts	Sh	Up	GB	TO	CT
VILLANOVA	-	-	-	-	-	-	-	-
ROBERT MORRIS	0	0	0	0	0	0	0	0
Stony Brook	0	0	0	0	0	0	0	0
Yale	-	-	-	-	-	-	-	-
PENN	-	-	-	-	-	-	-	-
Cornell	-	-	-	-	-	-	-	-
Jacksonville	0	0	0	0	0	0	0	0
Cleveland State	0	0	0	0	0	0	1	0
Maryland	-	-	-	-	-	-	-	-

### SEASON HIGHS

Points ..... - .....  
Goals ..... - .....  
Assist..... - .....  
Shots ..... - .....  
Ground Balls..... - .....  
Caused Turnovers ..... - .....

### CAREER HIGHS

Points ..... - .....  
Goals ..... - .....  
Assist..... - .....  
Shots ..... - .....  
Ground Balls..... 1 .... 4x, last vs. Johns Hopkins (4/17/16)  
Caused Turnovers ..... 1 ..... vs. Hobart (2/13/16)

### CAREER STATS

Year	GP-GS	G	A	Pts	Sh	Pct.	GB	TO	CT	Pen
2016	14-0	0	0	0	0	0	4	2	1	0-0:00
2017	-	-	-	-	-	-	-	-	-	-
2018	-	-	-	-	-	-	-	-	-	-
2019	4-0	0	0	0	0	0	0	1	0	0
Total	18-0	0	0	0	0	0	4	3	1	0-0:00

## DYLAN SULZBACH

### #38

SOPHOMORE | GOALKEEPER | 5-8 | 180  
PITTSFORD NY. | SALISBURY SCHOOL

### GAME-BY-GAME STATS

GAME	G	A	Pts	Sh	Up	GB	TO	CT
VILLANOVA	DNP	-	-	-	-	-	-	-
ROBERT MORRIS	0	0	0	0	0	0	0	0
Stony Brook	-	-	-	-	-	-	-	-
Yale	-	-	-	-	-	-	-	-
PENN	-	-	-	-	-	-	-	-
Cornell	-	-	-	-	-	-	-	-
Jacksonville	0	0	0	0	0	0	0	0
Cleveland State	-	-	-	-	-	-	-	-
Maryland	-	-	-	-	-	-	-	-

### SEASON HIGHS

Fewest GA..... 0 ..... vs. Robert Morris (2/9/19)  
GAA ..... 0 ..... vs. Robert Morris (2/9/19)  
Saves..... 4 ..... vs. Robert Morris (2/9/19)  
Save Percentage ..... 1.000 ..... vs. Robert Morris (2/9/19)  
Ground Balls..... - .....  
Caused Turnovers ..... - .....

### CAREER HIGHS

Fewest GA..... 0 ..... vs. Robert Morris (2/9/19)  
GAA ..... 0 ..... vs. Robert Morris (2/9/19)  
Saves..... 4 ..... vs. Robert Morris (2/9/19)  
Save Percentage ..... 1.000 ..... vs. Robert Morris (2/9/19)  
Ground Balls..... - .....  
Caused Turnovers ..... - .....

### CAREER STATS

Year	GP-GS	MIN	GA	GAA	SV	SV%	W-L	SF
2018	-	-	-	-	-	-	-	-
2019	2-0	5:47	0	0	3	1.00	0	4
Total	2-0	5:47	0	0	3	1.00	0	4

## BARRETT SUTLEY

### #27

JUNIOR | MIDFIELD | 6-2 | 197  
OWINGS MILLS, MD. | THE MCDONOGH SCHOOL

### GAME-BY-GAME STATS

GAME	G	A	Pts	Sh	Up	GB	TO	CT
VILLANOVA	0	0	0	0	0	0	0	0
ROBERT MORRIS	1	0	1	1	0	1	0	1
Stony Brook	-	-	-	-	-	-	-	-
Yale	-	-	-	-	-	-	-	-
PENN	-	-	-	-	-	-	-	-
Cornell	-	-	-	-	-	-	-	-
Jacksonville	0	0	0	0	0	0	0	0
Cleveland State	-	-	-	-	-	-	-	-
Maryland	-	-	-	-	-	-	-	-

### SEASON HIGHS

Points ..... 1 ..... vs. Robert Morris (2/9/19)  
Goals ..... 1 ..... vs. Robert Morris (2/9/19)  
Assist..... - .....  
Shots ..... 1 ..... vs. Robert Morris (2/9/19)  
Ground Balls..... 1 ..... vs. Robert Morris (2/9/19)  
Caused Turnovers ..... 1 ..... vs. Robert Morris (2/9/19)

### CAREER HIGHS

Points ..... 1 ..... vs. Robert Morris (2/9/19)  
Goals ..... 1 ..... vs. Robert Morris (2/9/19)  
Assist..... - .....  
Shots ..... 1 ..... 2x, last vs. Robert Morris (2/9/19)  
Ground Balls..... 1 ..... vs. Robert Morris (2/9/19)  
Caused Turnovers ..... 1 ..... vs. Robert Morris (2/9/19)

### CAREER STATS

Year	GP-GS	G	A	Pts	Sh	Pct.	GB	TO	CT	Pen
2017	2-0	0	0	0	1	.000	0	0	0	0-0:00
2018	2-0	0	0	0	0	.000	0	0	0	0-0:00
2019	3-0	1	0	1	1	.000	1	0	1	0-0:00
Total	8-0	1	0	1	2	.500	1	0	1	0-0:00

## BRIAN TOWNSEND

### #19

SOPHOMORE | MIDFIELD | 6-0 | 170  
SILVER SPRING, MD. | GONZAGA COLLEGE HS

### GAME-BY-GAME STATS

GAME	G	A	Pts	Sh	Up	GB	TO	CT
VILLANOVA	0	0	0	1	0	0	0	0
ROBERT MORRIS	1	0	1	3	0	0	0	0
Stony Brook	0	0	0	0	0	0	0	0
Yale	0	0	0	0	0	1	0	0
PENN	0	0	0	0	0	1	0	0
Cornell	1	0	1	1	0	2	1	1
Jacksonville	1	0	1	1	0	2	1	1
Cleveland State	-	-	-	-	-	-	-	-
Maryland	0	0	0	0	0	0	0	0

### SEASON HIGHS

Points ..... 1 ..... 3x, last vs. Jacksonville (3/10/19)  
Goals ..... 1 ..... 3x, last vs. Jacksonville (3/10/19)  
Assist..... - .....  
Shots ..... 3 ..... VS. Robert Morris (2/9/19)  
Ground Balls..... 1 ..... at Yale (2/23/19)  
Caused Turnovers ..... 1 ..... 2x, last vs Jacksonville (3/10/19)

### CAREER HIGHS

Points ..... 3 ..... vs. Furman (3/6/18)  
Goals ..... 2 ..... vs. Furman (3/6/18)  
Assist..... 1 ..... 7x, last vs. Michigan (4/28/18)  
Shots ..... 3 ..... 4x, last VS. Robert Morris (2/9/19)  
Ground Balls..... 2 ..... at Fairfield (3/17/18)  
Caused Turnovers ..... 1 ..... 5x, last vs. Jacksonville (3/10/19)

### CAREER STATS

Year	GP-GS	G	A	Pts	Sh	Pct.	GB	TO	CT	Pen
2018	14-5	5	7	12	20	.250	5	6	3	2-1:30
2019	8-0	3	0	4	6	.500	6	2	2	2-1:30
Total	22-5	8	7	17	26	.308	11	8	5	4-3:00

## JACK TRAYNOR

### #33

FRESHMAN | ATTACK | 5-9 | 170  
DOWNTOWN, PA. | MALVERN PREP

### GAME-BY-GAME STATS

GAME	G	A	Pts	Sh	Up	GB	TO	CT
VILLANOVA	0	0	0	2	0	0	1	0
ROBERT MORRIS	2	0	2	2	0	0	1	0
Stony Brook	2	0	2	3	0	0	1	0
Yale	0	0	0	2	0	1	1	0
PENN	0	1	1	2	0	0	0	0
Cornell	1	0	1	3	0	0	0	0
Jacksonville	0	1	1	0	0	5	1	0
Cleveland State	0	1	1	1	0	0	1	0
Maryland	2	0	2	2	0	1	0	0

### SEASON HIGHS

Points ..... 2 ..... 3x, last at Maryland (3/31/19)  
Goals ..... 2 ..... 3x, last at Maryland (3/31/19)  
Assist..... 1 .... 3x, last at Cleveland State (3/23/19)  
Shots ..... 3 ..... 2x, last vs Cornell (3/8/19)  
Ground Balls..... 5 ..... vs. Jacksonville (3/10/19)  
Caused Turnovers ..... - .....

### CAREER HIGHS

Points ..... 2 ..... 3x, last at Maryland (3/31/19)  
Goals ..... 2 ..... 3x, last at Maryland (3/31/19)  
Assist..... 1 .... 3x; last at Cleveland State (3/23/19)  
Shots ..... 3 ..... 2x, last vs Cornell (3/8/19)  
Ground Balls..... 5 ..... vs. Jacksonville (3/10/19)  
Caused Turnovers ..... - .....

### CAREER STATS

Year	GP-GS	G	A	Pts	Sh	Pct.	GB	TO	CT	Pen
2019	9-0	7	3	10	14	.500	7	6	0	1-1:00
Total	9-0	7	3	10	14	.500	7	6	0	1-1:00

## PLAYER BIOS

### JOE WHITE

**#42**

FRESHMAN | ATTACK | 6-0 | 180  
RICHMOND, VA. | COLLEGIATE SCHOOL

#### GAME-BY-GAME STATS

GAME	G	A	Pts	Sh	Up	GB	TO	CT
VILLANOVA	0	1	1	0	0	0	0	0
ROBERT MORRIS	0	0	0	1	0	0	2	0
Stony Brook	0	0	0	0	0	1	2	0
Yale	-	-	-	-	-	-	-	-
PENN	-	-	-	-	-	-	-	-
Cornell	-	-	-	-	-	-	-	-
Jacksonville	0	1	1	2	0	1	0	0
Cleveland State	1	0	1	1	0	1	0	0
Maryland	-	-	-	-	-	-	-	-

#### SEASON HIGHS

Points ..... 1 .... 3x, last at Cleveland State (3/23/19)  
Goals ..... 1 ..... at Cleveland State (3/23/19)  
Assist ..... 1 ..... 2x, last vs. Jacksonville (3/10/19)  
Shots ..... 2 ..... vs. Jacksonville (3/10/19)  
Ground Balls ..... 1 .... 3x, last at Cleveland State (3/23/19)  
Caused Turnovers ..... -

#### CAREER HIGHS

Points ..... 1 .... 3x, last at Cleveland State (3/23/19)  
Goals ..... 1 ..... at Cleveland State (3/23/19)  
Assist ..... 1 ..... 2x, last vs. Jacksonville (3/10/19)  
Shots ..... 2 ..... vs. Jacksonville (3/10/19)  
Ground Balls ..... 1 .... 3x, last at Cleveland State (3/23/19)  
Caused Turnovers ..... -

#### CAREER STATS

Year	GP-GS	G	A	Pts	Sh	Pct.	GB	TO	CT	Pen
2019	5-0	1	2	3	4	.250	3	3	0	0-0:00
<b>Total</b>	<b>5-0</b>	<b>1</b>	<b>2</b>	<b>3</b>	<b>4</b>	<b>.250</b>	<b>3</b>	<b>3</b>	<b>0</b>	<b>0-0:00</b>

### COLE WILLARD

**#28**

SOPHOMORE | ATTACK/MIDFIELD | 5-11 | 165  
CAZENOVIA, NY. | CAZENOVIA HS

#### GAME-BY-GAME STATS

GAME	G	A	Pts	Sh	Up	GB	TO	CT
VILLANOVA	1	0	1	1	0	0	0	0
ROBERT MORRIS	0	0	0	0	0	2	1	0
Stony Brook	0	0	0	1	0	1	0	1
Yale	0	0	0	0	0	1	0	0
PENN	1	0	1	2	0	1	2	0
Cornell	0	0	0	0	0	1	1	0
Jacksonville	-	-	-	-	-	-	-	-
Cleveland State	-	-	-	-	-	-	-	-
Maryland	1	0	1	1	0	1	1	0

#### SEASON HIGHS

Points ..... 1 ..... 4x, last at Maryland (3/31/19)  
Goals ..... 1 ..... 4x, last at Maryland (3/31/19)  
Assist ..... -  
Shots ..... 2 ..... 4x, last vs. Cornell (3/9/19)  
Ground Balls ..... 2 ..... vs. Robert Morris (2/9/19)  
Caused Turnovers ..... 1 ..... at Stony Brook (2/16/19)

#### CAREER HIGHS

Points ..... 3 ..... at Fairfield (3/17/18)  
Goals ..... 2 ..... at Fairfield (3/17/18)  
Assist ..... 1 ..... at Fairfield (3/17/18)  
Shots ..... 3 ..... vs. Johns Hopkins (4/14/18)  
Ground Balls ..... 2 ..... 3x, last vs. Robert Morris (2/9/19)  
Caused Turnovers ..... 1 ..... at Stony Brook (2/16/19)

#### CAREER STATS

Year	GP-GS	G	A	Pts	Sh	Pct.	GB	TO	CT	Pen
2018	9-0	5	1	6	10	.500	5	5	0	0-0:00
2019	8-0	4	0	4	5	.800	6	8	1	0-0:00
<b>Total</b>	<b>17-0</b>	<b>9</b>	<b>1</b>	<b>10</b>	<b>15</b>	<b>.600</b>	<b>11</b>	<b>13</b>	<b>1</b>	<b>0-0:00</b>

### TOMMY WRIGHT

**#23**

REDSHIRT JUNIOR | DEFENSE | 6-0 | 185  
GARDEN CITY, NY. | GARDEN CITY

#### GAME-BY-GAME STATS

GAME	G	A	Pts	Sh	Up	GB	TO	CT
VILLANOVA	0	0	0	0	0	1	0	0
ROBERT MORRIS	0	0	0	0	0	1	0	0
Stony Brook	0	0	0	0	0	1	0	0
Yale	0	0	0	1	0	1	0	1
PENN	0	0	0	0	0	4	1	2
Cornell	0	0	0	0	0	3	1	2
Jacksonville	0	0	0	0	0	2	3	0
Cleveland State	0	0	0	1	0	3	0	1
Maryland	0	0	0	0	0	3	2	0

#### SEASON HIGHS

Points ..... -  
Goals ..... -  
Assist ..... -  
Shots ..... 1 .... 2x; last at Cleveland State (3/23/19)  
Ground Balls ..... 4 ..... vs Penn (3/2/19)  
Caused Turnovers ..... 2 ..... vs Penn (3/2/19)

#### CAREER HIGHS

Points ..... 1 ..... 5x, last vs. Rutgers (4/23/17)  
Goals ..... 1 ..... vs. Penn (3/4/17)  
Assist ..... 1 ..... 4x, last vs. Rutgers (4/23/17)  
Shots ..... 1 .... 8x; last at Cleveland State (3/23/19)  
Ground Balls ..... 6 ..... vs. Rutgers (4/23/17)  
Caused Turnovers ..... 2 ..... vs Penn (3/2/19)

#### CAREER STATS

Year	GP-GS	G	A	Pts	Sh	Pct.	GB	TO	CT	Pen
2016	6-0	0	1	1	2	.000	8	3	2	0-0:00
2017	16-0	1	3	4	5	.200	22	3	7	0-0:00
2018	0-0	Redshirt	-	-	-	-	-	-	-	-
2019	9-0	0	0	0	2	.000	20	5	6	1-1:00
<b>Total</b>	<b>31-0</b>	<b>1</b>	<b>4</b>	<b>5</b>	<b>9</b>	<b>.111</b>	<b>50</b>	<b>11</b>	<b>13</b>	<b>1-1:00</b>