

# NCAA Gymnastics Score Sheet

Teams: Home Nebraska

Visitor Penn State

Date Apr 5-6, 2019

Place Carver-Hawkeye Arena

Attendance

1090

Name	D	1	2	3	4	5	nd	AVE
F 1 Charlie Giles	516	5.3	8.3	8.6				13.750
2 Jonathan Scripnick	505	4.8	8.4	8.3				13.150
3 Zach Peters	506	5.4	8.4	8.6			-0.1	13.800
4 Griffin Kehler	513	5.1	8.0	7.8				13.000
5 Anton Stephenson	504	5.4	8.8	8.6				14.100

Name	D	1	2	3	4	5	nd	AVE
1 Brayden Borromeo	718	4.9	7.8	7.4				12.500
2 Wyatt Tyndall	704	5.2	8.1	8.1				13.300
3 Chris Sands	707	5.5	6.5	6.4				11.950
4 Brennan Pantazis	709	5.6	8.6	8.3				14.050
5 Sam Zakutney	701	5.5	8.7	8.6				14.150

Floor Score: **67.800** Running Score: **67.800**

Floor Score: **65.950** Running Score: **65.950**

P	O	M	E	L	Name	D	1	2	3	4	5	nd	AVE
					1 Charlie Giles	516	4.7	8.5	8.5				13.200
					2 Mitch Tyndall	503	4.6	9.0	9.2				13.700
					3 Khalil Jackson	514	5.1	8.9	8.6				13.850
					4 Evan Kriley	510	4.9	9.3	9.1				14.100
					5 Anton Stephenson	504	4.9	6.8	6.5				11.550

Name	D	1	2	3	4	5	nd	AVE
1 Favian Valdez	703	5.1	8.3	8.2				13.350
2 Michael Burns	717	4.8	8.3	8.0				12.950
3 Nick Mock	711	4.8	8.6	8.8				13.500
4 Jack Baldwin	719	5.2	8.4	8.0				13.400
5 Stephen Nedoroscik	710	6.1	8.7	9.0				14.950

Pommel Score: **66.400** Running Score: **134.200**

Pommel Score: **68.150** Running Score: **134.100**

R	I	N	G	S	Name	D	1	2	3	4	5	nd	AVE
					1 Jordan King	511	4.7	8.5	8.7				13.300
					2 Mitch Tyndall	503	4.5	8.7	8.6				13.150
					3 Evan Hymanson	515	4.7	8.5	8.4				13.150
					4 Joshua Everitt	517	4.7	8.9	8.9				13.600
					5 Anton Stephenson	504	4.8	8.5	8.2				13.150

Name	D	1	2	3	4	5	nd	AVE
1 Brayden Borromeo	718	4.8	9.2	9.4				14.100
2 Greg Tamargo	706	5.3	7.7	7.6				12.950
3 Parker Clayton	716	5.1	8.8	9.1				14.050
4 Noah Roberson	708	5.4	8.9	8.9				14.300
5 Isaac Hammett	714	5.5	8.9	8.8				14.350

Rings Score: **66.350** Running Score: **200.550**

Rings Score: **69.750** Running Score: **203.850**

V	A	U	L	T	Name	D	1	2	3	4	5	nd	AVE
					1 Charlie Giles	516	5.2	8.7	8.5				13.800
					2 Zach Peters	506	5.2	9.0	8.8				14.100
					3 Jonathan Scripnick	505	4.8	9.3	9.4				14.150
					4 Josh Martin	507	5.2	8.8	8.9			-0.3	13.750
					5 Anton Stephenson	504	5.2	9.4	9.5				14.650

Name	D	1	2	3	4	5	nd	AVE
1 Wyatt Tyndall	704	4.8	9.3	9.5				14.200
2 Parker Clayton	716	4.9	9.6	9.4			-0.1	14.300
3 Brayden Borromeo	718	4.8	9.1	9.0				13.850
4 Brennan Pantazis	709	5.2	8.8	8.6				13.900
5 Sam Zakutney	701	5.2	9.1	9.1				14.300

Vault Score: **70.450** Running Score: **271.000**

Vault Score: **70.550** Running Score: **274.400**

P	B	A	R	S	Name	D	1	2	3	4	5	nd	AVE
					1 Dillan King	512	4.8	9.0	8.7				13.650
					2 Evan Hymanson	515	5.4	8.9	9.1				14.400
					3 Griffin Kehler	513	4.7	8.7	9.0				13.550
					4 Andrew Zymball	501	5.1	8.8	8.6				13.800
					5 Anton Stephenson	504	5.5	8.1	8.4				13.750

Name	D	1	2	3	4	5	nd	AVE
1 Alex Frack	715	4.7	8.6	8.9				13.450
2 Brennan Pantazis	709	4.6	8.4	8.4				13.000
3 Michael Burns	717	5.3	8.7	8.8				14.050
4 Wyatt Tyndall	704	5.2	9.4	9.5				14.650
5 Sam Zakutney	701	5.5	9.1	8.9				14.500

P. Bar Score: **69.150** Running Score: **340.150**

P. Bar Score: **69.650** Running Score: **344.050**

H	B	A	R	Name	D	1	2	3	4	5	nd	AVE
				1 Evan Hymanson	515	5.0	8.0	7.8				12.900
				2 Dillan King	512	4.8	8.5	8.6				13.350
				3 Khalil Jackson	514	4.9	8.5	8.7				13.500
				4 Griffin Kehler	513	4.9	8.0	8.2				13.000
				5 Anton Stephenson	504	4.7	8.3	8.5				13.100

Name	D	1	2	3	4	5	nd	AVE
1 Favian Valdez	703	4.8	8.5	8.3				13.200
2 Chris Sands	707	4.8	7.7	7.5				12.400
3 Wyatt Tyndall	704	4.8	8.4	8.6				13.300
4 Michael Burns	717	5.0	8.8	8.6				13.700
5 Sam Zakutney	701	5.6	8.1	8.1				13.700

H. Bar Score: **65.850** Running Score: **406.000**

H. Bar Score: **66.300** Running Score: **410.350**

Final Team Score: **406.000**

Final Team Score: **410.350**

### All-Arounders

	Stephenson	Kehler	Hymanson			
FX	14.100	13.000	12.500			
PH	11.550	0.000	12.100			
SR	13.150	0.000	13.150			
VT	14.650	0.000	12.950			
PB	13.750	13.550	14.400			
HB	13.100	13.000	12.900			
AA	80.300	39.550	78.000			

### All-Arounders

	Zakutney					
	14.150					
	11.400					
	12.100					
	14.300					
	14.500					
	13.700					
	80.150					

Judge's Signatures \* FX Lenny Lucarelli \* PH Clay Strother \* SR Tom Kumer \* VT Mike Grandick \* PB Oliver Johnson \* HB George Hendricks  
 \* Head Judge Frank Hill, Lane, Malcom Brown PH Malcolm Brown SR Gregg Dillbeck, Dave Hanks VT Boi Whitney, Steve Jauch PB Tom Dinn, Matt Egan HB Gregg Dillbeck, Dave Hanks  
 Coach's Signature [Signature] Coach's Signature [Signature]

# NCAA Gymnastics Score Sheet

Teams: Home The Ohio State University

Visitor University Of Illinois

Date Apr 5-6, 2019

Place Carver-Hawkeye Arena

Attendance

1090

Name	D	1	2	3	4	5	nd	AVE
1 Jacob Gricar	613	5.2	8.3	8.2				13.450
2 Sean Neighbarger	612	5.6	7.1	7.2			-0.1	12.650
3 Jesse Tyndall	604	5.6	7.8	7.8				13.400
4 Joey Bonanno	620	5.4	6.1	6.4				11.650
5 Alec Yoder	601	5.5	7.5	7.2				12.850

Name	D	1	2	3	4	5	nd	AVE
1 Jacob Light	118	5.4	7.9	8.2				13.450
2 Jordan Kovach	102	5.2	7.7	7.9			-0.1	12.900
3 Johnny Jacobson	113	5.4	8.4	8.5				13.850
4 Sebastian Quiana	107	5.5	8.6	8.8				14.200
5 Alex Diab	106	5.6	7.9	8.0				13.550

Floor Score: **64.000** Running Score: **64.000**

Floor Score: **67.950** Running Score: **67.950**

Pommel	D	1	2	3	4	5	nd	AVE
1 Luke Smigliani	607	4.7	8.2	8.4				13.000
2 Robert Costea	615	4.8	8.7	8.4				13.350
3 Trevor Cummings	614	5.4	8.9	8.8				14.250
4 David Szarvas	606	5.0	7.8	8.0				12.900
5 Alec Yoder	601	6.2	8.9	8.8				15.050

Pommel	D	1	2	3	4	5	nd	AVE
1 Blake Martin	120	4.4	8.0	7.7				12.250
2 Michael Fletcher	115	4.5	9.0	9.0				13.500
3 Tommy Mistretta	112	4.8	8.9	8.7				13.600
4 Ian Skirkey	105	5.1	8.7	8.6				13.750
5 Michael Paradise	103	5.9	9.2	9.2				15.100

Pommel Score: **68.550** Running Score: **132.550**

Pommel Score: **68.200** Running Score: **136.150**

Rings	D	1	2	3	4	5	nd	AVE
1 Robert Costea	615	4.7	8.5	8.9				13.400
2 Sean Neighbarger	612	4.7	8.5	8.8				13.350
3 Alex Wilson	602	5.5	8.6	8.8				14.200
4 Max Andryushchenko	621	5.1	8.8	8.4				13.700
5 Angel Leon	611	4.8	8.5	8.9				13.500

Rings	D	1	2	3	4	5	nd	AVE
1 Joel Diaz	121	5.1	7.5	7.5				12.600
2 Satchel Hudson	110	4.9	8.7	8.9				13.700
3 Max Diab	104	5.3	9.0	9.0				14.300
4 Johnny Jacobson	113	4.5	9.0	9.2				13.600
5 Alex Diab	106	5.7	8.8	9.0				14.600

Rings Score: **68.150** Running Score: **200.700**

Rings Score: **68.800** Running Score: **204.950**

Vault	D	1	2	3	4	5	nd	AVE
1 Dexter Roettker	610	4.8	9.4	9.3				14.150
2 Sean Neighbarger	612	5.2	9.2	9.4				14.500
3 Alec Yoder	601	5.2	8.7	8.6			-0.1	13.750
4 Alex Wilson	602	5.2	9.2	9.1				14.350
5 Joey Bonanno	620	5.2	8.8	8.6				13.900

Vault	D	1	2	3	4	5	nd	AVE
1 Max Diab	104	5.2	8.8	9.0			-0.1	14.000
2 Alex Diab	106	5.2	8.9	8.8				14.050
3 Jordan Kovach	102	4.8	9.1	9.3				14.000
4 Michael Fletcher	115	5.3	9.5	9.4			-0.1	14.650
5 Jacob Light	118	5.2	9.4	9.3			-0.1	14.450

Vault Score: **70.650** Running Score: **271.350**

Vault Score: **71.150** Running Score: **276.100**

Bar	D	1	2	3	4	5	nd	AVE
1 Domenic Sciulli	609	5.1	8.6	8.9				13.850
2 Angel Leon	611	5.1	8.1	7.8				13.050
3 Jesse Tyndall	604	5.3	7.5	7.2				12.650
4 Alec Yoder	601	5.6	8.9	8.7				14.400
5 Sean Neighbarger	612	4.6	7.9	7.5				12.300

Bar	D	1	2	3	4	5	nd	AVE
1 Jordan Kovach	102	5.2	8.3	8.4				13.550
2 Sebastian Quiana	107	5.6	9.0	9.0				14.600
3 Hamish Carter	101	3.9	8.1	8.0				11.950
4 Michael Fletcher	115	5.0	9.3	9.1				14.200
5 Johnny Jacobson	113	5.5	7.8	7.5				13.150

P. Bar Score: **66.250** Running Score: **337.600**

P. Bar Score: **67.450** Running Score: **343.550**

Bar	D	1	2	3	4	5	nd	AVE
1 Domenic Sciulli	609	4.8	8.0	8.2				12.900
2 Angel Leon	611	4.6	7.2	7.3				11.850
3 Jesse Tyndall	604	4.7	8.3	8.4				13.050
4 Alec Yoder	601	4.8	8.7	8.7				13.500
5 Max Andryushchenko	621	5.0	8.1	7.9				13.000

Bar	D	1	2	3	4	5	nd	AVE
1 Alex Diab	106	4.9	8.7	8.6				13.550
2 Ross Thompson	117	5.2	8.2	8.1				13.350
3 Sebastian Quiana	107	5.4	8.1	7.9				13.400
4 Hamish Carter	101	5.2	8.5	8.8				13.850
5 Johnny Jacobson	113	4.9	7.4	7.6				12.400

H. Bar Score: **64.300** Running Score: **401.900**

H. Bar Score: **66.550** Running Score: **410.100**

Final Team Score: **401.900**

Final Team Score: **410.100**

### All-Arounders

FX	PH	SR	VT	PB	HB	AA

### All-Arounders

Kovach	Jacobson	Fletcher
12.900	13.850	13.700
11.600	12.850	13.500
13.050	13.600	13.700
14.000	13.300	14.650
13.550	13.150	14.200
11.600	12.400	12.050
76.700	79.150	81.800

Judge's Signatures \* FX

*[Signature]* \* PH  
Lucarelli, Clay Sirother

\* SR

*[Signature]*  
Tom Fisher

\* VT

*[Signature]*  
Mike Grandick

\* PB

*[Signature]*  
Dawn Johnson

\* HB

*[Signature]*  
Gregory

\* Head Judge

FX

*[Signature]* PH  
Ron Hill, Lance Agnew

PH

*[Signature]* SR  
Justin Pitt, Malcolm Brown

SR

*[Signature]* VT  
Matt DeJong, Mitch Conroy

VT

*[Signature]* PB  
Bob Whitney, Steve Jaczak

PB

*[Signature]* HB  
Yan Cloutier

Coach's Signature

*[Signature]* 9:54 pm

Coach's Signature

*[Signature]* 9:44 pm

# NCAA Gymnastics Score Sheet

Teams: Home Iowa

Visitor Minnesota

Date Apr 5-6, 2019

Place Carver-Hawkeye Arena

Attendance 1090

Name	D	1	2	3	4	5	nd	AVE
1 Evan Davis	214	5.2	7.7	8.0			-0.3	12.750
2 Kulani Taylor	205	4.9	8.7	8.7				13.600
3 Jake Brodarzon	217	4.8	7.9	7.7				12.600
4 Andrew Herrador	212	5.3	8.6	8.5				13.850
5 Bennet Huang	210	5.1	7.1	7.4				12.350

Name	D	1	2	3	4	5	nd	AVE
1 Garrett Kasiski	412	5.5	7.4	7.2			-0.1	12.700
2 Mike Moran	408	5.7	8.3	8.4			-0.1	13.950
3 Eric Nakamura	407	5.2	8.7	8.9				14.000
4 Shaun Herzog	416	5.5	7.9	8.0			-0.3	13.150
5 Shane Wiskus	402	5.6	8.5	8.7			-0.3	13.900

Floor Score: **65.150**      Running Score: **65.150**

Floor Score: **67.700**      Running Score: **67.700**

Name	D	1	2	3	4	5	nd	AVE
1 Kevin Johnson	209	5.0	7.1	6.7				11.900
2 Evan Davis	214	4.3	7.2	7.4				11.600
3 Addison Chung	215	4.3	8.8	9.0				13.200
4 Nick Merryman	207	4.8	8.6	8.7				13.450
5 Bennet Huang	210	4.9	8.6	8.3				13.350

Name	D	1	2	3	4	5	nd	AVE
1 Henry Meeker	409	4.9	7.8	7.6				12.600
2 David Pochinka	406	4.9	8.8	9.1				13.850
3 Russell Johnson	415	4.5	8.7	8.5				13.100
4 Shane Wiskus	402	5.0	8.3	7.9				13.100
5 Justin Karstadt	413	5.2	9.1	8.9				14.200

Pommel Score: **63.500**      Running Score: **128.650**

Pommel Score: **66.850**      Running Score: **134.550**

Name	D	1	2	3	4	5	nd	AVE
1 Evan Davis	214	4.2	9.0	8.9				13.150
2 Addison Chung	215	4.4	9.3	9.4				13.750
3 Tyler Ball	218	4.6	8.7	8.6				13.250
4 Brandon Wong	201	5.2	8.4	8.6				13.700
5 Jake Brodarzon	217	5.3	9.2	9.3				14.550

Name	D	1	2	3	4	5	nd	AVE
1 Shaun Herzog	416	4.7	8.1	8.2				12.850
2 Colton Dee	419	4.9	7.7	7.9				12.700
3 Russell Johnson	415	4.5	8.6	8.7				13.150
4 Shane Wiskus	402	4.9	8.9	8.8				13.750
5 Justin Karstadt	413	4.8	8.8	8.6				13.500

Rings Score: **68.400**      Running Score: **197.050**

Rings Score: **65.950**      Running Score: **200.500**

Name	D	1	2	3	4	5	nd	AVE
1 Bennet Huang	210	4.8	8.7	9.0			-0.1	13.550
2 Addison Chung	215	4.8	9.5	9.4				14.250
3 Mitch Mandozzi	208	4.8	8.9	9.0				13.750
4 Jake Brodarzon	217	4.8	9.2	9.1			-0.1	13.850
5 Stewart Brown	216	5.2	9.3	9.2			-0.1	14.350

Name	D	1	2	3	4	5	nd	AVE
1 Mike Moran	408	5.2	9.3	9.2				14.450
2 Ben Eyles	418	5.2	9.4	9.3			-0.1	14.450
3 Garrett Kasiski	412	5.2	8.3	8.5				13.600
4 Justin Karstadt	413	4.8	9.0	9.1				13.850
5 Shane Wiskus	402	5.2	9.3	9.4			-0.1	14.450

Vault Score: **69.750**      Running Score: **266.800**

Vault Score: **70.800**      Running Score: **271.300**

Name	D	1	2	3	4	5	nd	AVE
1 Nick Merryman	207	4.3	9.7	9.6				13.950
2 Mitch Mandozzi	208	4.4	9.1	9.2				13.550
3 Rogelio Vazquez	203	5.0	8.7	8.5				13.600
4 Stewart Brown	216	4.7	8.8	8.8				13.500
5 Jake Brodarzon	217	4.9	8.5	8.6				13.450

Name	D	1	2	3	4	5	nd	AVE
1 Shaun Herzog	416	5.3	8.5	8.2				13.650
2 David Pochinka	406	5.5	8.3	8.0				13.650
3 Tim Kutyla	410	5.0	8.5	8.4				13.450
4 Justin Karstadt	413	4.8	8.7	8.5				13.400
5 Shane Wiskus	402	6.0	8.7	8.4				14.550

P. Bar Score: **68.050**      Running Score: **334.850**

P. Bar Score: **68.700**      Running Score: **340.000**

Name	D	1	2	3	4	5	nd	AVE
1 Evan Davis	214	4.7	7.2	7.4				12.000
2 Bennet Huang	210	4.4	9.0	8.8				13.300
3 Rogelio Vazquez	203	4.5	8.9	9.0				13.450
4 Mitch Mandozzi	208	4.5	6.6	6.9				11.250
5 Andrew Herrador	212	5.1	8.8	8.8				13.900

Name	D	1	2	3	4	5	nd	AVE
1 Michael Harris	417	4.7	8.4	8.2				13.000
2 David Pochinka	406	4.8	8.8	8.7				13.550
3 Tim Kutyla	410	4.9	8.5	8.6				13.450
4 Justin Karstadt	413	4.8	8.1	8.3				13.000
5 Shane Wiskus	402	5.1	6.5	6.9				11.800

H. Bar Score: **63.900**      Running Score: **398.750**

H. Bar Score: **64.800**      Running Score: **404.800**

Final Team Score: **398.750**

Final Team Score: **404.800**

**All-Arounders**

	Huang	Davis	Brodarzon
FX	12.350	12.750	12.600
PH	13.350	11.600	11.350
SR	12.700	13.150	14.550
VT	13.550	13.250	13.850
PB	12.750	13.000	13.450
HB	13.300	12.000	12.800
AA	78.000	75.750	78.600

**All-Arounders**

	Wiskus	Karstadt
	13.900	13.350
	13.100	14.200
	13.750	13.500
	14.450	13.850
	14.550	13.400
	11.800	13.000
	81.550	81.300

Judge's Signatures \*FX *[Signature]* \*PH *[Signature]* \*SR *[Signature]* \*PB *[Signature]* \*HB *[Signature]*  
 \* Head Judge FX *[Signature]* PH *[Signature]* SR *[Signature]* VT *[Signature]* HB *[Signature]*  
 Coach's Signature *[Signature]* **9:41 pm**      Coach's Signature *[Signature]* **9:41 pm**

# NCAA Gymnastics Score Sheet

Teams: Home University Of Michigan Visitor \_\_\_\_\_

Date Apr 5-6, 2019 Place Carver-Hawkeye Arena Attendance 1090

		Name	D	1	2	3	4	5	nd	AVE	Name	D	1	2	3	4	5	nd	AVE	
FLOOR	1	Parker Chiapuzio	322	5.0	7.6	7.5				-0.1	12.450									
	2	Kevin Penev	306	5.6	8.3	8.4					13.950									
	3	Cameron Bock	324	5.6	8.2	8.2					13.800									
	4	Emyre Cole	321	5.6	8.9	8.8					14.450									
	5	Jake Moore	309	5.7	8.8	9.0					14.600									

Floor Score: 69.250 Running Score: 69.250 Floor Score: 0.000 Running Score: 0.000

POMMEL	1	Emyre Cole	321	4.5	7.7	7.9					12.300									
	2	Mack Lasker	313	5.8	8.2	8.2					14.000									
	3	Justin Murphy	308	4.9	7.3	7.5					12.300									
	4	Jake Moore	309	5.1	8.7	8.9					13.900									
	5	Cameron Bock	324	5.7	8.3	8.1					13.900									

Pommel Score: 66.400 Running Score: 135.650 Pommel Score: 0.000 Running Score: 0.000

RINGS	1	Marty Strech	304	5.0	8.9	9.1					14.000									
	2	Matthew Whitaker	301	4.8	8.3	8.5					13.200									
	3	James Read	305	5.2	8.7	9.0					14.050									
	4	Ryan Dunning	320	5.4	8.9	8.8					14.250									
	5	Cameron Bock	324	5.4	8.2	8.5					13.750									

Rings Score: 69.250 Running Score: 204.900 Rings Score: 0.000 Running Score: 0.000

VAULT	1	Kevin Penev	306	4.8	9.4	9.5					14.250									
	2	Marty Strech	304	4.8	9.0	9.1					-0.1	13.750								
	3	Nick Guy	316	5.2	9.2	9.3					14.450									
	4	Emyre Cole	321	5.3	9.7	9.7					15.000									
	5	Anthony McCallum	311	5.6	8.4	8.4					14.000									

Vault Score: 71.450 Running Score: 276.350 Vault Score: 0.000 Running Score: 0.000

P.BAR	1	Jake Moore	309	4.8	8.4	8.7					13.350									
	2	Matthew Whitaker	301	4.6	9.1	8.9					13.600									
	3	Anthony McCallum	311	5.4	8.2	8.4					13.700									
	4	Emyre Cole	321	5.2	8.6	8.3					13.650									
	5	Cameron Bock	324	6.0	8.4	8.8					14.600									

P. Bar Score: 68.900 Running Score: 345.250 P. Bar Score: 0.000 Running Score: 0.000

H.BAR	1	Alec Krystek	314	4.9	8.1	8.3					13.100									
	2	Anthony Tawfik	303	4.4	6.5	6.3					10.800									
	3	Marty Strech	304	4.7	8.5	8.4					13.150									
	4	Cameron Bock	324	5.3	8.4	8.3					13.650									
	5	Emyre Cole	321	4.8	8.7	8.9					13.600									

H. Bar Score: 64.300 Running Score: 409.550 H. Bar Score: 0.000 Running Score: 0.000

Final Team Score: 409.550

Final Team Score: 0.000

**All-Arounders**

	Moore	Cole	Bock
FX	14.600	14.450	13.800
PH	13.900	12.300	13.900
SR	13.700	13.100	13.750
VT	14.450	15.000	13.900
PB	13.350	13.650	14.600
HB	13.200	13.600	13.650
AA	83.200	82.100	83.600

**All-Arounders**


Judge's Signatures: \*FX [Signature] \*PH [Signature] \*SR [Signature] \*VT [Signature] \*PB [Signature] \*HB [Signature]  
 \* Head Judge: FX [Signature] PH [Signature] SR [Signature] VT [Signature] PB [Signature] HB [Signature]  
 Coach's Signature: [Signature] Coach's Signature: [Signature]

# 2019 Big Ten Mens Championships

## Event Results - Floor

Apr 5-6, 2019

Page: 1  
Printed: 4/5/2019 9:38:03 PM

Men / C  
Session: 1



Rank	Num	Name	Gym	Diff	E1	E2	Exec	ND	Score
1	309	Jake Moore	Michigan	5.700	8.800	9.000	8.900	..	<b>14.600</b>
2	321	Emyre Cole	Michigan	5.600	8.900	8.800	8.850	..	<b>14.450</b>
3	107	Sebastian Quiana	Illinois	5.500	8.600	8.800	8.700	..	<b>14.200</b>
4	701	Sam Zakutney	Penn State	5.500	8.700	8.600	8.650	..	<b>14.150</b>
5	504	Anton Stephenson	Nebraska	5.400	8.800	8.600	8.700	..	<b>14.100</b>
6	709	Brennan Pantazis	Penn State	5.600	8.600	8.300	8.450	..	<b>14.050</b>
7	407	Eric Nakamura	Minnesota	5.200	8.700	8.900	8.800	..	<b>14.000</b>
8T	408	Mike Moran	Minnesota	5.700	8.300	8.400	8.350	-0.1	<b>13.950</b>
8T	306	Kevin Penev	Michigan	5.600	8.300	8.400	8.350	..	<b>13.950</b>
10	402	Shane Wiskus	Minnesota	5.600	8.500	8.700	8.600	-0.3	<b>13.900</b>
11T	212	Andrew Herrador	Iowa	5.300	8.600	8.500	8.550	..	<b>13.850</b>
11T	113	Johnny Jacobson	Illinois	5.400	8.400	8.500	8.450	..	<b>13.850</b>
13T	506	Zach Peters	Nebraska	5.400	8.400	8.600	8.500	-0.1	<b>13.800</b>
13T	324	Cameron Bock	Michigan	5.600	8.200	8.200	8.200	..	<b>13.800</b>
15	516	Charlie Giles	Nebraska	5.300	8.300	8.600	8.450	..	<b>13.750</b>
16	115	Michael Fletcher	Illinois	4.900	8.900	8.700	8.800	..	<b>13.700</b>
17	205	Kulani Taylor	Iowa	4.900	8.700	8.700	8.700	..	<b>13.600</b>
18	106	Alex Diab	Illinois	5.600	7.900	8.000	7.950	..	<b>13.550</b>
19T	613	Jacob Gricar	Ohio State	5.200	8.300	8.200	8.250	..	<b>13.450</b>
19T	118	Jacob Light	Illinois	5.400	7.900	8.200	8.050	..	<b>13.450</b>
21	604	Jesse Tyndall	Ohio State	5.600	7.800	7.800	7.800	..	<b>13.400</b>
22	413	Justin Karstadt	Minnesota	5.000	8.200	8.500	8.350	..	<b>13.350</b>
23	704	Wyatt Tyndall	Penn State	5.200	8.100	8.100	8.100	..	<b>13.300</b>
24T	505	Jonathan Scripnick	Nebraska	4.800	8.400	8.300	8.350	..	<b>13.150</b>
24T	416	Shaun Herzog	Minnesota	5.500	7.900	8.000	7.950	-0.3	<b>13.150</b>
26	513	Griffin Kehler	Nebraska	5.100	8.000	7.800	7.900	..	<b>13.000</b>
27	102	Jordan Kovach	Illinois	5.200	7.700	7.900	7.800	-0.1	<b>12.900</b>
28	601	Alec Yoder	Ohio State	5.500	7.500	7.200	7.350	..	<b>12.850</b>
29	214	Evan Davis	Iowa	5.200	7.700	8.000	7.850	-0.3	<b>12.750</b>
30	412	Garrett Kasiski	Minnesota	5.500	7.400	7.200	7.300	-0.1	<b>12.700</b>
31	612	Sean Neighbarger	Ohio State	5.600	7.100	7.200	7.150	-0.1	<b>12.650</b>
32	217	Jake Brodarzon	Iowa	4.800	7.900	7.700	7.800	..	<b>12.600</b>
33T	718	Brayden Borromeo	Penn State	4.900	7.800	7.400	7.600	..	<b>12.500</b>
33T	515	Evan Hymanson	Nebraska	5.600	6.800	7.000	6.900	..	<b>12.500</b>
35	322	Parker Chiapuzio	Michigan	5.000	7.600	7.500	7.550	-0.1	<b>12.450</b>
36	210	Bennet Huang	Iowa	5.100	7.100	7.400	7.250	..	<b>12.350</b>
37	707	Chris Sands	Penn State	5.500	6.500	6.400	6.450	..	<b>11.950</b>
38	620	Joey Bonanno	Ohio State	5.400	6.100	6.400	6.250	..	<b>11.650</b>

# 2019 Big Ten Mens Championships

## Event Results - Pommel

Apr 5-6, 2019

Page: 1  
Printed: 4/5/2019 9:38:05 PM

Men / C  
Session: 1



Rank	Num	Name	Gym	Diff	E1	E2	Exec	ND	Score
1	103	Michael Paradise	Illinois	5.900	9.200	9.200	9.200	...	<b>15.100</b>
2	601	Alec Yoder	Ohio State	6.200	8.900	8.800	8.850	...	<b>15.050</b>
3	710	Stephen Nedorosci	Penn State	6.100	8.700	9.000	8.850	...	<b>14.950</b>
4	614	Trevor Cummings	Ohio State	5.400	8.900	8.800	8.850	...	<b>14.250</b>
5	413	Justin Karstadt	Minnesota	5.200	9.100	8.900	9.000	...	<b>14.200</b>
6	510	Evan Kriley	Nebraska	4.900	9.300	9.100	9.200	...	<b>14.100</b>
7	313	Mack Lasker	Michigan	5.800	8.200	8.200	8.200	...	<b>14.000</b>
8T	309	Jake Moore	Michigan	5.100	8.700	8.900	8.800	...	<b>13.900</b>
8T	324	Cameron Bock	Michigan	5.700	8.300	8.100	8.200	...	<b>13.900</b>
10T	406	David Pochinka	Minnesota	4.900	8.800	9.100	8.950	...	<b>13.850</b>
10T	514	Khalil Jackson	Nebraska	5.100	8.900	8.600	8.750	...	<b>13.850</b>
12	105	Ian Skirkey	Illinois	5.100	8.700	8.600	8.650	...	<b>13.750</b>
13	503	Mitch Tyndall	Nebraska	4.600	9.000	9.200	9.100	...	<b>13.700</b>
14	112	Tommy Mistretta	Illinois	4.800	8.900	8.700	8.800	...	<b>13.600</b>
15T	115	Michael Fletcher	Illinois	4.500	9.000	9.000	9.000	...	<b>13.500</b>
15T	711	Nick Mock	Penn State	4.800	8.600	8.800	8.700	...	<b>13.500</b>
17	207	Nick Merryman	Iowa	4.800	8.600	8.700	8.650	...	<b>13.450</b>
18	719	Jack Baldwin	Penn State	5.200	8.400	8.000	8.200	...	<b>13.400</b>
19T	615	Robert Costea	Ohio State	4.800	8.700	8.400	8.550	...	<b>13.350</b>
19T	210	Bennet Huang	Iowa	4.900	8.600	8.300	8.450	...	<b>13.350</b>
19T	703	Favian Valdez	Penn State	5.100	8.300	8.200	8.250	...	<b>13.350</b>
22T	215	Addison Chung	Iowa	4.300	8.800	9.000	8.900	...	<b>13.200</b>
22T	516	Charlie Giles	Nebraska	4.700	8.500	8.500	8.500	...	<b>13.200</b>
24T	415	Russell Johnson	Minnesota	4.500	8.700	8.500	8.600	...	<b>13.100</b>
24T	402	Shane Wiskus	Minnesota	5.000	8.300	7.900	8.100	...	<b>13.100</b>
26	607	Luke Smigliani	Ohio State	4.700	8.200	8.400	8.300	...	<b>13.000</b>
27	717	Michael Burns	Penn State	4.800	8.300	8.000	8.150	...	<b>12.950</b>
28	606	David Szarvas	Ohio State	5.000	7.800	8.000	7.900	...	<b>12.900</b>
29	113	Johnny Jacobson	Illinois	4.500	8.200	8.500	8.350	...	<b>12.850</b>
30	409	Henry Meeker	Minnesota	4.900	7.800	7.600	7.700	...	<b>12.600</b>
31T	321	Emyre Cole	Michigan	4.500	7.700	7.900	7.800	...	<b>12.300</b>
31T	308	Justin Murphy	Michigan	4.900	7.300	7.500	7.400	...	<b>12.300</b>
33	120	Blake Martin	Illinois	4.400	8.000	7.700	7.850	...	<b>12.250</b>
34	515	Evan Hymanson	Nebraska	4.400	7.700	7.700	7.700	...	<b>12.100</b>
35	209	Kevin Johnson	Iowa	5.000	7.100	6.700	6.900	...	<b>11.900</b>
36T	102	Jordan Kovach	Illinois	3.300	8.200	8.400	8.300	...	<b>11.600</b>
36T	214	Evan Davis	Iowa	4.300	7.200	7.400	7.300	...	<b>11.600</b>
38	504	Anton Stephenson	Nebraska	4.900	6.800	6.500	6.650	...	<b>11.550</b>
39	701	Sam Zakutney	Penn State	4.800	6.800	6.400	6.600	...	<b>11.400</b>
40	217	Jake Brodarzon	Iowa	3.900	7.600	7.300	7.450	...	<b>11.350</b>
41	513	Griffin Kehler	Nebraska	0.000	10.000	10.000	0.000	...	<b>0.000</b>

# 2019 Big Ten Mens Championships

## Event Results - Rings

Apr 5-6, 2019

Page: 1  
Printed: 4/5/2019 9:38:06 PM

Men / C  
Session: 1



Rank	Num	Name	Gym	Diff	E1	E2	Exec	ND	Score
1	106	Alex Diab	Illinois	5.700	8.800	9.000	8.900	..	<b>14.600</b>
2	217	Jake Brodarzon	Iowa	5.300	9.200	9.300	9.250	..	<b>14.550</b>
3	714	Isaac Hammett	Penn State	5.500	8.900	8.800	8.850	..	<b>14.350</b>
4T	104	Max Diab	Illinois	5.300	9.000	9.000	9.000	..	<b>14.300</b>
4T	708	Noah Roberson	Penn State	5.400	8.900	8.900	8.900	..	<b>14.300</b>
6	320	Ryan Dunning	Michigan	5.400	8.900	8.800	8.850	..	<b>14.250</b>
7	602	Alex Wilson	Ohio State	5.500	8.600	8.800	8.700	..	<b>14.200</b>
8	718	Brayden Borromeo	Penn State	4.800	9.200	9.400	9.300	..	<b>14.100</b>
9T	716	Parker Clayton	Penn State	5.100	8.800	9.100	8.950	..	<b>14.050</b>
9T	305	James Read	Michigan	5.200	8.700	9.000	8.850	..	<b>14.050</b>
11	304	Marty Strech	Michigan	5.000	8.900	9.100	9.000	..	<b>14.000</b>
12T	215	Addison Chung	Iowa	4.400	9.300	9.400	9.350	..	<b>13.750</b>
12T	402	Shane Wiskus	Minnesota	4.900	8.900	8.800	8.850	..	<b>13.750</b>
12T	324	Cameron Bock	Michigan	5.400	8.200	8.500	8.350	..	<b>13.750</b>
15T	115	Michael Fletcher	Illinois	4.700	8.900	9.100	9.000	..	<b>13.700</b>
15T	110	Satchel Hudson	Illinois	4.900	8.700	8.900	8.800	..	<b>13.700</b>
15*	309	Jake Moore	Michigan	5.100	8.500	8.700	8.600	..	<b>13.700</b>
15*	621	Max Andryushchen	Ohio State	5.100	8.800	8.400	8.600	..	<b>13.700</b>
15T	201	Brandon Wong	Iowa	5.200	8.400	8.600	8.500	..	<b>13.700</b>
20T	113	Johnny Jacobson	Illinois	4.500	9.000	9.200	9.100	..	<b>13.600</b>
20T	517	Joshua Everitt	Nebraska	4.700	8.900	8.900	8.900	..	<b>13.600</b>
22*	611	Angel Leon	Ohio State	4.800	8.500	8.900	8.700	..	<b>13.500</b>
22*	413	Justin Karstadt	Minnesota	4.800	8.800	8.600	8.700	..	<b>13.500</b>
24	615	Robert Costea	Ohio State	4.700	8.500	8.900	8.700	..	<b>13.400</b>
25	612	Sean Neighbarger	Ohio State	4.700	8.500	8.800	8.650	..	<b>13.350</b>
26	511	Jordan King	Nebraska	4.700	8.500	8.700	8.600	..	<b>13.300</b>
27	218	Tyler Ball	Iowa	4.600	8.700	8.600	8.650	..	<b>13.250</b>
28	301	Matthew Whitaker	Michigan	4.800	8.300	8.500	8.400	..	<b>13.200</b>
29T	214	Evan Davis	Iowa	4.200	9.000	8.900	8.950	..	<b>13.150</b>
29*	503	Mitch Tyndall	Nebraska	4.500	8.700	8.600	8.650	..	<b>13.150</b>
29*	415	Russell Johnson	Minnesota	4.500	8.600	8.700	8.650	..	<b>13.150</b>
29T	515	Evan Hymanson	Nebraska	4.700	8.500	8.400	8.450	..	<b>13.150</b>
29T	504	Anton Stephenson	Nebraska	4.800	8.500	8.200	8.350	..	<b>13.150</b>
34	321	Emyre Cole	Michigan	4.100	8.900	9.100	9.000	..	<b>13.100</b>
35	102	Jordan Kovach	Illinois	4.700	8.200	8.500	8.350	..	<b>13.050</b>
36	706	Greg Tamargo	Penn State	5.300	7.700	7.600	7.650	..	<b>12.950</b>
37	416	Shaun Herzog	Minnesota	4.700	8.100	8.200	8.150	..	<b>12.850</b>
38T	210	Bennet Huang	Iowa	4.400	8.400	8.200	8.300	..	<b>12.700</b>
38T	419	Colton Dee	Minnesota	4.900	7.700	7.900	7.800	..	<b>12.700</b>
40	121	Joel Diaz	Illinois	5.100	7.500	7.500	7.500	..	<b>12.600</b>
41	701	Sam Zakutney	Penn State	4.400	7.500	7.900	7.700	..	<b>12.100</b>
42	513	Griffin Kehler	Nebraska	..	10.000	10.000	..	..	<b>0.000</b>

# 2019 Big Ten Mens Championships

## Event Results - Vault

Apr 5-6, 2019

Page: 1  
Printed: 4/5/2019 9:38:08 PM

Men / C  
Session: 1



Rank	Num	Name	Gym	Diff	E1	E2	Exec	ND	Score
1	321	Émyre Cole	Michigan	5.300	9.700	9.700	9.700	..	<b>15.000</b>
2T	115	Michael Fletcher	Illinois	5.300	9.500	9.400	9.450	-0.1	<b>14.650</b>
2T	504	Anton Stephenson	Nebraska	5.200	9.400	9.500	9.450	..	<b>14.650</b>
4	612	Sean Neighbarger	Ohio State	5.200	9.200	9.400	9.300	..	<b>14.500</b>
5T	309	Jake Moore	Michigan	4.900	9.500	9.600	9.550	..	<b>14.450</b>
5*	418	Ben Eyles	Minnesota	5.200	9.400	9.300	9.350	-0.1	<b>14.450</b>
5*	118	Jacob Light	Illinois	5.200	9.400	9.300	9.350	-0.1	<b>14.450</b>
5*	402	Shane Wiskus	Minnesota	5.200	9.300	9.400	9.350	-0.1	<b>14.450</b>
5*	316	Nick Guy	Michigan	5.200	9.200	9.300	9.250	..	<b>14.450</b>
5*	408	Mike Moran	Minnesota	5.200	9.300	9.200	9.250	..	<b>14.450</b>
11T	216	Stewart Brown	Iowa	5.200	9.300	9.200	9.250	-0.1	<b>14.350</b>
11T	602	Alex Wilson	Ohio State	5.200	9.200	9.100	9.150	..	<b>14.350</b>
13T	716	Parker Clayton	Penn State	4.900	9.600	9.400	9.500	-0.1	<b>14.300</b>
13T	701	Sam Zakutney	Penn State	5.200	9.100	9.100	9.100	..	<b>14.300</b>
15*	306	Kevin Penev	Michigan	4.800	9.400	9.500	9.450	..	<b>14.250</b>
15*	215	Addison Chung	Iowa	4.800	9.500	9.400	9.450	..	<b>14.250</b>
17	704	Wyatt Tyndall	Penn State	4.800	9.300	9.500	9.400	..	<b>14.200</b>
18*	610	Dexter Roettker	Ohio State	4.800	9.400	9.300	9.350	..	<b>14.150</b>
18*	505	Jonathan Scripnick	Nebraska	4.800	9.300	9.400	9.350	..	<b>14.150</b>
20	506	Zach Peters	Nebraska	5.200	9.000	8.800	8.900	..	<b>14.100</b>
21	106	Alex Diab	Illinois	5.200	8.900	8.800	8.850	..	<b>14.050</b>
22T	102	Jordan Kovach	Illinois	4.800	9.100	9.300	9.200	..	<b>14.000</b>
22T	104	Max Diab	Illinois	5.200	8.800	9.000	8.900	-0.1	<b>14.000</b>
22T	311	Anthony McCallum	Michigan	5.600	8.400	8.400	8.400	..	<b>14.000</b>
25*	324	Cameron Bock	Michigan	5.200	8.700	8.700	8.700	..	<b>13.900</b>
25*	709	Brennan Pantazis	Penn State	5.200	8.800	8.600	8.700	..	<b>13.900</b>
25*	620	Joey Bonanno	Ohio State	5.200	8.800	8.600	8.700	..	<b>13.900</b>
28T	217	Jake Brodarzon	Iowa	4.800	9.200	9.100	9.150	-0.1	<b>13.850</b>
28*	718	Brayden Borromeo	Penn State	4.800	9.100	9.000	9.050	..	<b>13.850</b>
28*	413	Justin Karstadt	Minnesota	4.800	9.000	9.100	9.050	..	<b>13.850</b>
31	516	Charlie Giles	Nebraska	5.200	8.700	8.500	8.600	..	<b>13.800</b>
32T	304	Marty Strech	Michigan	4.800	9.000	9.100	9.050	-0.1	<b>13.750</b>
32T	208	Mitch Mandozzi	Iowa	4.800	8.900	9.000	8.950	..	<b>13.750</b>
32T	507	Josh Martin	Nebraska	5.200	8.800	8.900	8.850	-0.3	<b>13.750</b>
32T	601	Alec Yoder	Ohio State	5.200	8.700	8.600	8.650	-0.1	<b>13.750</b>
36	412	Garrett Kasiski	Minnesota	5.200	8.300	8.500	8.400	..	<b>13.600</b>
37	210	Bennet Huang	Iowa	4.800	8.700	9.000	8.850	-0.1	<b>13.550</b>
38	113	Johnny Jacobson	Illinois	4.800	8.500	8.700	8.600	-0.1	<b>13.300</b>
39	214	Evan Davis	Iowa	4.800	8.400	8.500	8.450	..	<b>13.250</b>
40	515	Evan Hymanson	Nebraska	5.200	7.700	7.800	7.750	..	<b>12.950</b>
41	513	Griffin Kehler	Nebraska	..	10.000	10.000	..	..	<b>0.000</b>



# 2019 Big Ten Mens Championships

## Event Results - P Bars

Apr 5-6, 2019

Page: 1  
Printed: 4/5/2019 9:38:09 PM

Men / C  
Session: 1



Rank	Num	Name	Gym	Diff	E1	E2	Exec	ND	Score
1	704	Wyatt Tyndall	Penn State	5.200	9.400	9.500	9.450	..	<b>14.650</b>
2T	107	Sebastian Quiana	Illinois	5.600	9.000	9.000	9.000	..	<b>14.600</b>
2T	324	Cameron Bock	Michigan	6.000	8.400	8.800	8.600	..	<b>14.600</b>
4	402	Shane Wiskus	Minnesota	6.000	8.700	8.400	8.550	..	<b>14.550</b>
5	701	Sam Zakutney	Penn State	5.500	9.100	8.900	9.000	..	<b>14.500</b>
6T	515	Evan Hymanson	Nebraska	5.400	8.900	9.100	9.000	..	<b>14.400</b>
6T	601	Alec Yoder	Ohio State	5.600	8.900	8.700	8.800	..	<b>14.400</b>
8	115	Michael Fletcher	Illinois	5.000	9.300	9.100	9.200	..	<b>14.200</b>
9	717	Michael Burns	Penn State	5.300	8.700	8.800	8.750	..	<b>14.050</b>
10	207	Nick Merryman	Iowa	4.300	9.700	9.600	9.650	..	<b>13.950</b>
11	609	Domenic Sciulli	Ohio State	5.100	8.600	8.900	8.750	..	<b>13.850</b>
12	501	Andrew Zymball	Nebraska	5.100	8.800	8.600	8.700	..	<b>13.800</b>
13	504	Anton Stephenson	Nebraska	5.500	8.100	8.400	8.250	..	<b>13.750</b>
14	311	Anthony McCallum	Michigan	5.400	8.200	8.400	8.300	..	<b>13.700</b>
15T	512	Dillan King	Nebraska	4.800	9.000	8.700	8.850	..	<b>13.650</b>
15T	321	Emyre Cole	Michigan	5.200	8.600	8.300	8.450	..	<b>13.650</b>
15T	416	Shaun Herzog	Minnesota	5.300	8.500	8.200	8.350	..	<b>13.650</b>
15T	406	David Pochinka	Minnesota	5.500	8.300	8.000	8.150	..	<b>13.650</b>
19T	301	Matthew Whitaker	Michigan	4.600	9.100	8.900	9.000	..	<b>13.600</b>
19T	203	Rogelio Vazquez	Iowa	5.000	8.700	8.500	8.600	..	<b>13.600</b>
21T	208	Mitch Mandozzi	Iowa	4.400	9.100	9.200	9.150	..	<b>13.550</b>
21T	513	Griffin Kehler	Nebraska	4.700	8.700	9.000	8.850	..	<b>13.550</b>
21T	102	Jordan Kovach	Illinois	5.200	8.300	8.400	8.350	..	<b>13.550</b>
24	216	Stewart Brown	Iowa	4.700	8.800	8.800	8.800	..	<b>13.500</b>
25T	715	Alex Frack	Penn State	4.700	8.600	8.900	8.750	..	<b>13.450</b>
25T	217	Jake Brodarzon	Iowa	4.900	8.500	8.600	8.550	..	<b>13.450</b>
25T	410	Tim Kutyla	Minnesota	5.000	8.500	8.400	8.450	..	<b>13.450</b>
28	413	Justin Karstadt	Minnesota	4.800	8.700	8.500	8.600	..	<b>13.400</b>
29	309	Jake Moore	Michigan	4.800	8.400	8.700	8.550	..	<b>13.350</b>
30	113	Johnny Jacobson	Illinois	5.500	7.800	7.500	7.650	..	<b>13.150</b>
31	611	Angel Leon	Ohio State	5.100	8.100	7.800	7.950	..	<b>13.050</b>
32T	709	Brennan Pantazis	Penn State	4.600	8.400	8.400	8.400	..	<b>13.000</b>
32T	214	Evan Davis	Iowa	4.900	8.200	8.000	8.100	..	<b>13.000</b>
34	210	Bennet Huang	Iowa	4.500	8.400	8.100	8.250	..	<b>12.750</b>
35	604	Jesse Tyndall	Ohio State	5.300	7.500	7.200	7.350	..	<b>12.650</b>
36	612	Sean Neighbarger	Ohio State	4.600	7.900	7.500	7.700	..	<b>12.300</b>
37	101	Hamish Carter	Illinois	3.900	8.100	8.000	8.050	..	<b>11.950</b>

# 2019 Big Ten Mens Championships

## Event Results - H Bar

Apr 5-6, 2019

Page: 1  
Printed: 4/5/2019 9:38:10 PM

Men / C  
Session: 1



Rank	Num	Name	Gym	Diff	E1	E2	Exec	ND	Score
1	212	Andrew Herrador	Iowa	5.100	8.800	8.800	8.800	.._	<b>13.900</b>
2	101	Hamish Carter	Illinois	5.200	8.500	8.800	8.650	.._	<b>13.850</b>
3T	717	Michael Burns	Penn State	5.000	8.800	8.600	8.700	.._	<b>13.700</b>
3T	701	Sam Zakutney	Penn State	5.600	8.100	8.100	8.100	.._	<b>13.700</b>
5	324	Cameron Bock	Michigan	5.300	8.400	8.300	8.350	.._	<b>13.650</b>
6	321	Emyre Cole	Michigan	4.800	8.700	8.900	8.800	.._	<b>13.600</b>
7T	406	David Pochinka	Minnesota	4.800	8.800	8.700	8.750	.._	<b>13.550</b>
7T	106	Alex Diab	Illinois	4.900	8.700	8.600	8.650	.._	<b>13.550</b>
9T	601	Alec Yoder	Ohio State	4.800	8.700	8.700	8.700	.._	<b>13.500</b>
9T	514	Khalil Jackson	Nebraska	4.900	8.500	8.700	8.600	.._	<b>13.500</b>
11T	203	Rogelio Vazquez	Iowa	4.500	8.900	9.000	8.950	.._	<b>13.450</b>
11T	410	Tim Kutyla	Minnesota	4.900	8.500	8.600	8.550	.._	<b>13.450</b>
13	107	Sebastian Quiana	Illinois	5.400	8.100	7.900	8.000	.._	<b>13.400</b>
14T	512	Dillan King	Nebraska	4.800	8.500	8.600	8.550	.._	<b>13.350</b>
14T	117	Ross Thompson	Illinois	5.200	8.200	8.100	8.150	.._	<b>13.350</b>
16T	210	Bennet Huang	Iowa	4.400	9.000	8.800	8.900	.._	<b>13.300</b>
16T	704	Wyatt Tyndall	Penn State	4.800	8.400	8.600	8.500	.._	<b>13.300</b>
18T	309	Jake Moore	Michigan	4.600	8.700	8.500	8.600	.._	<b>13.200</b>
18T	703	Favian Valdez	Penn State	4.800	8.500	8.300	8.400	.._	<b>13.200</b>
20	304	Marty Strech	Michigan	4.700	8.500	8.400	8.450	.._	<b>13.150</b>
21T	504	Anton Stephenson	Nebraska	4.700	8.300	8.500	8.400	.._	<b>13.100</b>
21T	314	Alec Krystek	Michigan	4.900	8.100	8.300	8.200	.._	<b>13.100</b>
23	604	Jesse Tyndall	Ohio State	4.700	8.300	8.400	8.350	.._	<b>13.050</b>
24T	417	Michael Harris	Minnesota	4.700	8.400	8.200	8.300	.._	<b>13.000</b>
24T	413	Justin Karstadt	Minnesota	4.800	8.100	8.300	8.200	.._	<b>13.000</b>
24T	513	Griffin Kehler	Nebraska	4.900	8.000	8.200	8.100	.._	<b>13.000</b>
24T	621	Max Andryushchen	Ohio State	5.000	8.100	7.900	8.000	.._	<b>13.000</b>
28T	609	Domenic Sciulli	Ohio State	4.800	8.000	8.200	8.100	.._	<b>12.900</b>
28T	515	Evan Hymanson	Nebraska	5.000	8.000	7.800	7.900	.._	<b>12.900</b>
30	217	Jake Brodarzon	Iowa	3.900	8.800	9.000	8.900	.._	<b>12.800</b>
31T	707	Chris Sands	Penn State	4.800	7.700	7.500	7.600	.._	<b>12.400</b>
31T	113	Johnny Jacobson	Illinois	4.900	7.400	7.600	7.500	.._	<b>12.400</b>
33	115	Michael Fletcher	Illinois	4.000	8.000	8.100	8.050	.._	<b>12.050</b>
34	214	Evan Davis	Iowa	4.700	7.200	7.400	7.300	.._	<b>12.000</b>
35	611	Angel Leon	Ohio State	4.600	7.200	7.300	7.250	.._	<b>11.850</b>
36	402	Shane Wiskus	Minnesota	5.100	6.500	6.900	6.700	.._	<b>11.800</b>
37	102	Jordan Kovach	Illinois	4.800	6.700	6.900	6.800	.._	<b>11.600</b>
38	208	Mitch Mandozzi	Iowa	4.500	6.600	6.900	6.750	.._	<b>11.250</b>
39	303	Anthony Tawfik	Michigan	4.400	6.500	6.300	6.400	.._	<b>10.800</b>







# 2019 Big Ten Mens Championships

## Event Results - AA

Apr 5-6, 2019

Page: 1  
Printed: 4/5/2019 9:47:36 PM

Men / C  
Session: 1

Rank	Num	Name	Gym							AA
1	324	Cameron Bock	Michigan	13.800	13.900	13.750	13.900	14.600	13.650	83.600
2	309	Jake Moore	Michigan	14.600	13.900	13.700	14.450	13.350	13.200	83.200
3	321	Emyre Cole	Michigan	14.450	12.300	13.100	15.000	13.650	13.600	82.100
4	115	Michael Fletcher	Illinois	13.700	13.500	13.700	14.650	14.200	12.050	81.800
5	402	Shane Wiskus	Minnesota	13.900	13.100	13.750	14.450	14.550	11.800	81.550
6	413	Justin Karstadt	Minnesota	13.350	14.200	13.500	13.850	13.400	13.000	81.300
7	504	Anton Stephenson	Nebraska	14.100	11.550	13.150	14.650	13.750	13.100	80.300
8	701	Sam Zakutney	Penn State	14.150	11.400	12.100	14.300	14.500	13.700	80.150
9	113	Johnny Jacobson	Illinois	13.850	12.850	13.600	13.300	13.150	12.400	79.150
10	217	Jake Brodarzon	Iowa	12.600	11.350	14.550	13.850	13.450	12.800	78.600
11T	515	Evan Hymanson	Nebraska	12.500	12.100	13.150	12.950	14.400	12.900	78.000
11T	210	Bennet Huang	Iowa	12.350	13.350	12.700	13.550	12.750	13.300	78.000
13	102	Jordan Kovach	Illinois	12.900	11.600	13.050	14.000	13.550	11.600	76.700
14	214	Evan Davis	Iowa	12.750	11.600	13.150	13.250	13.000	12.000	75.750
15	513	Griffin Kehler	Nebraska	13.000	0.000	0.000	0.000	13.550	13.000	39.550







# 2019 Big Ten Mens Championships

## Team Results

Apr 5-6, 2019

Men / C

Session: 1

Rank	Gym	Team	Score						
1	Penn State	PSU	<b>410.350</b>	65.950 5	68.150 3	69.750 1	70.550 5	69.650 1	66.300 2
2	Illinois	ILL	<b>410.100</b>	67.950 2	68.200 2	68.800 3	71.150 2	67.450 6	66.550 1
3	Michigan	MIC	<b>409.550</b>	69.250 1	66.400 5T	69.250 2	71.450 1	68.900 3	64.300 5T
4	Nebraska	NEB	<b>406.000</b>	67.800 3	66.400 5T	66.350 6	70.450 6	69.150 2	65.850 3
5	Minnesota	MIN	<b>404.800</b>	67.700 4	66.850 4	65.950 7	70.800 3	68.700 4	64.800 4
6	Ohio State	OHS	<b>401.900</b>	64.000 7	68.550 1	68.150 5	70.650 4	66.250 7	64.300 5T
7	Iowa	IOW	<b>398.750</b>	65.150 6	63.500 7	68.400 4	69.750 7	68.050 5	63.900 7