

NCAA Gymnastics Score Sheet

Teams: Home Penn State Univ.

Visitor Stanford Univ.

Date Apr 20, 2019

Place State Farm Center

Attendance 0

Name	D	1	2	3	4	5	nd	AVE
1 Favian Valdez 1217	5.3	8.4	8.2	8.4	8.5	8.3		13.666
2 Christopher Sands 1213	5.6	7.9	7.8	7.9	8.3	8.2		13.600
3 Wyatt Tyndall 1216	5.2	8.6	8.3	8.5	8.3	8.4		13.600
4 Brennan Pantazis 1211	5.6	8.7	8.7	8.8	8.6	8.5		14.266
5 Sam Zakutney 1219	5.4	7.4	7.5	7.5	7.8	7.5		12.900

Name	D	1	2	3	4	5	nd	AVE
1 Connor Lewis 1409	5.6	8.4	8.3	8.1	8.2	8.2		13.833
2 Bryan Perla 1413	5.6	8.9	8.7	9.0	9.0	8.5		14.466
3 Brody Malone 1410	5.9	8.9	8.8	8.8	9.1	9.0		14.800
4 Grant Breckenridge 1403	5.1	9.0	8.9	8.8	9.1	8.9		14.033
5 Bailey Perez 1412	5.6	9.2	9.0	9.2	9.2	9.1		14.766

Floor Score: 68.032 Running Score: 68.032

Floor Score: 71.898 Running Score: 71.898

Name	D	1	2	3	4	5	nd	AVE
1 Favian Valdez 1217	5.1	8.3	8.6	8.4	8.5	8.3		13.500
2 Michael Burns 1203	4.8	7.9	7.9	7.8	7.7	8.0		12.666
3 Nick Mock 1209	4.8	8.2	8.3	8.3	8.1	7.9		13.000
4 Jack Baldwin 1201	5.1	8.2	8.4	8.2	8.4	8.2		13.366
5 Stephen Nedorosik 1210	6.1	8.2	8.4	8.5	8.2	8.3		14.400

Name	D	1	2	3	4	5	nd	AVE
1 Grant Breckenridge 1403	4.5	8.3	8.3	8.2	8.4	8.2		12.766
2 Ian Gunther 1406	5.1	8.0	8.0	7.7	7.9	8.0		13.066
3 Brody Malone 1410	5.4	8.2	8.5	8.1	8.1	8.1		13.533
4 David Jessen 1407	4.9	7.5	7.6	7.1	7.3	7.5		12.333
5 Joey Ringer 1415	5.4	7.5	7.4	7.2	7.5	7.6		12.866

Pommel Score: 66.932 Running Score: 134.964

Pommel Score: 64.564 Running Score: 136.462

Name	D	1	2	3	4	5	nd	AVE
1 Brayden Borromeo 1202	4.8	9.2	9.0	8.8	9.1	9.1		13.866
2 Greg Tamargo 1214	5.3	8.2	8.3	8.5	8.5	8.5		13.733
3 Parker Clayton 1204	5.1	8.9	8.6	9.3	9.0	9.1		14.100
4 Noah Roberson 1212	5.5	8.9	9.0	8.9	8.7	9.1		14.433
5 Issac Hammet 1206	5.5	7.8	7.4	7.9	7.6	7.7		13.200

Name	D	1	2	3	4	5	nd	AVE
1 Andrew Bitner 1402	5.2	9.1	9.2	9.0	9.4	9.2		14.366
2 Thomas Lee 1408	4.9	9.2	9.0	8.9	9.1	9.2		14.000
3 Brody Malone 1410	5.3	8.6	8.8	9.2	9.0	9.1		14.266
4 Ian Gunther 1406	5.0	9.3	9.3	9.3	9.6	9.5		14.366
5 Josiah Eng 1405	5.6	8.6	8.4	8.7	8.3	8.6		14.133

Rings Score: 69.332 Running Score: 204.296

Rings Score: 71.131 Running Score: 207.593

Name	D	1	2	3	4	5	nd	AVE
1 Wyatt Tyndall 1216	4.8	8.6	8.7	8.7	8.3	8.3	-0.1	13.233
2 Parker Clayton 1204	4.8	8.6	9.0	9.3	9.2	9.2	-0.1	13.833
3 Brayden Borromeo 1202	4.8	8.1	8.4	8.3	8.2	8.2		13.033
4 Brennan Pantazis 1211	5.2	9.3	9.3	9.3	9.3	9.4		14.500
5 Sam Zakutnev 1219	5.2	8.3	8.4	7.9	8.3	8.1		13.433

Name	D	1	2	3	4	5	nd	AVE
1 Curran Phillips 1414	4.8	9.5	9.6	9.6	9.6	9.7		14.400
2 Grant Breckenridge 1403	4.8	9.5	9.3	9.6	9.6	9.6		14.366
3 Brody Malone 1410	5.2	9.2	9.3	9.3	9.3	9.3		14.500
4 Connor Lewis 1409	5.2	9.0	9.2	9.2	9.3	9.3		14.433
5 Bryan Perla 1413	5.3	9.6	9.7	9.8	9.6	9.5		14.933

Vault Score: 68.032 Running Score: 272.328

Vault Score: 72.632 Running Score: 280.225

Name	D	1	2	3	4	5	nd	AVE
1 Alex Frack 1205	4.7	8.5	8.5	8.7	8.8	8.8		13.366
2 Brennan Pantazis 1211	4.6	7.5	7.4	7.2	7.3	7.0		11.900
3 Michael Burns 1203	5.3	7.5	7.9	7.8	7.9	7.8		13.133
4 Wyatt Tyndall 1216	4.8	7.8	8.0	7.7	7.6	7.6		12.500
5 Sam Zakutnev 1219	5.6	7.0	7.2	7.1	7.3	7.4		12.800

Name	D	1	2	3	4	5	nd	AVE
1 Jacob Barrus 1401	5.4	8.3	8.0	8.6	8.5	8.4		13.800
2 Curran Phillips 1414	5.5	7.2	7.7	7.3	7.2	7.2		12.733
3 Brody Malone 1410	5.3	8.6	8.9	8.7	8.8	8.9		14.100
4 Grant Breckenridge 1403	5.3	7.1	7.2	7.2	7.4	7.4		12.566
5 Blake Sun 1417	5.7	8.4	8.1	8.5	8.5	8.5		14.166

P. Bar Score: 63.699 Running Score: 336.027

P. Bar Score: 67.365 Running Score: 347.590

Name	D	1	2	3	4	5	nd	AVE
1 Favian Valdez 1217	4.8	8.5	8.6	8.4	8.9	8.5		13.333
2 Christopher Sands 1213	4.8	8.0	8.0	8.0	8.1	8.3		12.833
3 Wyatt Tyndall 1216	4.5	5.9	5.7	6.0	6.4	6.5		10.600
4 Michael Burns 1203	5.0	8.6	8.8	8.6	8.0	8.8		13.666
5 Sam Zakutnev 1219	5.4	7.8	7.9	7.6	7.9	8.3		13.266

Name	D	1	2	3	4	5	nd	AVE
1 David Jessen 1407	5.3	8.8	8.6	8.4	8.5	8.8		13.933
2 Ryan Sheppard 1416	4.6	7.5	7.2	7.0	6.9	7.5		11.833
3 Brody Malone 1410	5.7	8.9	8.9	9.2	9.0	8.8		14.633
4 Grant Breckenridge 1403	5.7	8.5	8.6	8.1	8.4	8.8		14.200
5 Jacob Barrus 1401	5.4	7.6	7.8	7.4	7.7	7.6		13.033

H. Bar Score: 63.698 Running Score: 399.725

H. Bar Score: 67.632 Running Score: 415.222

Final Team Score: 399.725

Final Team Score: 415.222

All-Arounders

All-Arounders

	FX	PH	SR	VT	PB	HB	AA
FX							
PH							
SR							
VT							
PB							
HB							
AA							

	Breckenridge	Malone				
	14.033	14.800				
	12.766	13.533				
	13.533	14.266				
	14.366	14.500				
	12.566	14.100				
	14.200	14.633				
	81.464	85.832				

Judge's Signatures * FX PH SR VT PB HB

* Head Judge FX PH SR VT PB HB

Coach's Signature _____ Coach's Signature _____

NCAA Gymnastics Score Sheet

Teams: Home Univ. Of Illinois

Visitor Univ. Of Michigan

Date Apr 20, 2019

Place State Farm Center

Attendance 0

Name	D	1	2	3	4	5	nd	AVE
1 Jacob Light	412	5.4	8.4	8.5	8.4	8.2	8.4	13.800
2 Max Diab	403	5.4	8.3	8.5	8.5	8.5	8.5	13.900
3 Johnny Jacobson	408	5.6	8.9	8.7	9.0	8.9	9.0	14.433
4 Alex Diab	402	5.7	8.8	8.7	8.7	9.0	8.7	14.433
5 Sebastian Quiana	418	5.6	9.1	8.8	8.9	9.1	9.1	14.633

Name	D	1	2	3	4	5	nd	AVE
1 Nick Guy	609	5.3	8.3	8.4	8.2	8.5	8.5	13.700
2 Kevin Penev	619	5.4	8.9	9.0	8.8	8.9	8.8	14.266
3 Jacob Moore	616	5.7	9.0	8.7	9.1	9.1	8.9	14.700
4 Cameron Bock	601	5.6	8.6	8.8	8.7	8.8	8.9	14.366
5 Emyre Cole	604	5.6	8.8	8.9	8.8	8.8	8.5	14.400

Floor Score: 71.199 Running Score: 71.199

Floor Score: 71.432 Running Score: 71.432

Name	D	1	2	3	4	5	nd	AVE
1 Blake Martin	413	4.7	8.0	7.6	7.5	7.6	7.7	12.333
2 Tommy Mistretta	415	4.8	8.9	8.7	8.4	8.6	8.5	13.400
3 Michael Fletcher	405	4.5	8.7	8.9	9.1	8.9	9.0	13.433
4 Ian Skirkey	419	5.1	8.3	8.0	7.7	8.0	8.0	13.100
5 Michael Paradise	417	5.6	8.5	8.1	8.2	8.4	8.3	13.900

Name	D	1	2	3	4	5	nd	AVE
1 Justin Murphy	617	5.2	7.6	7.9	8.0	7.9	7.8	13.066
2 Mack Lasker	612	5.0	6.2	6.0	6.1	6.0	5.8	11.033
3 Cameron Bock	601	5.7	7.4	7.8	7.4	7.6	7.6	13.233
4 Emyre Cole	604	4.5	8.2	8.8	9.0	8.8	8.7	13.266
5 Jacob Moore	616	5.1	8.2	8.4	8.4	8.6	8.5	13.233

Pommel Score: 66.166 Running Score: 137.365

Pommel Score: 63.831 Running Score: 135.263

Name	D	1	2	3	4	5	nd	AVE
1 Jordan Kovach	410	4.6	9.2	8.9	9.2	9.1	9.0	13.700
2 Joel Diaz	404	5.1	8.1	8.5	8.2	8.6	8.8	13.533
3 Satchel Hudson	407	4.9	8.6	8.5	8.7	8.5	8.6	13.466
4 Max Diab	403	5.2	8.9	8.7	9.0	8.6	8.8	14.000
5 Alex Diab	402	5.7	9.1	9.0	8.9	9.0	9.3	14.733

Name	D	1	2	3	4	5	nd	AVE
1 Anthony McCallum	614	4.9	9.0	8.9	9.0	8.7	9.0	13.866
2 Marty Strech	621	5.0	9.4	9.4	9.2	9.3	9.2	14.300
3 James Read	620	5.2	8.4	8.5	8.3	8.5	8.7	13.666
4 Ryan Dunning	605	5.4	8.7	8.4	8.9	8.7	8.5	14.033
5 Cameron Bock	601	5.4	8.4	8.1	7.8	8.2	8.4	13.633

Rings Score: 69.432 Running Score: 206.797

Rings Score: 69.498 Running Score: 204.761

Name	D	1	2	3	4	5	nd	AVE
1 Jordan Kovach	410	4.8	9.3	9.2	9.4	9.5	9.4	14.166
2 Max Diab	403	5.2	9.4	9.3	9.3	9.2	9.3	14.500
3 Alex Diab	402	5.2	9.3	9.3	9.5	9.4	9.4	14.566
4 Michael Fletcher	405	5.2	8.1	8.1	8.0	8.4	8.4	-0.3 13.100
5 Jacob Light	412	5.2	9.5	9.3	9.4	9.4	9.3	14.566

Name	D	1	2	3	4	5	nd	AVE
1 Kevin Penev	619	4.9	9.5	9.5	9.6	9.6	9.6	14.466
2 Jacob Moore	616	4.9	9.7	9.6	9.6	9.7	9.7	14.566
3 Nick Guy	609	5.2	9.2	9.2	9.3	9.3	9.4	14.466
4 Anthony McCallum	614	5.7	9.6	9.5	9.4	9.6	9.7	15.266
5 Emyre Cole	604	5.2	9.3	9.3	9.2	9.4	9.3	14.500

Vault Score: 70.898 Running Score: 277.695

Vault Score: 73.264 Running Score: 278.025

Name	D	1	2	3	4	5	nd	AVE
1 Jordan Kovach	410	5.1	8.0	8.2	8.3	8.3	8.3	13.366
2 Sebastian Quiana	418	5.5	6.0	5.9	6.0	5.9	6.2	11.466
3 Hamish Carter	401	4.8	7.7	8.0	7.6	7.8	7.6	12.500
4 Johnny Jacobson	408	5.4	6.9	7.1	7.0	7.1	7.3	12.466
5 Michael Fletcher	405	4.9	8.7	9.0	8.8	8.9	8.9	13.766

Name	D	1	2	3	4	5	nd	AVE
1 Jacob Moore	616	5.0	8.2	8.4	8.5	8.5	8.6	13.466
2 Matt Whitaker	624	4.6	8.6	8.3	8.6	8.7	8.6	13.200
3 Anthony McCallum	614	5.4	7.4	7.5	7.2	7.5	7.5	12.866
4 Emyre Cole	604	5.1	7.3	7.7	7.4	7.5	7.6	12.600
5 Cameron Bock	601	5.9	7.0	7.4	7.7	7.5	7.5	13.366

P. Bar Score: 63.564 Running Score: 341.259

P. Bar Score: 65.498 Running Score: 343.523

Name	D	1	2	3	4	5	nd	AVE
1 Alex Diab	402	4.9	8.5	8.7	9.2	9.0	8.7	13.700
2 Ross Thompson	420	5.2	7.9	7.7	7.6	7.6	7.7	12.866
3 Sebastian Quiana	418	4.3	6.1	5.9	6.2	6.7	6.3	10.500
4 Michael Fletcher	405	5.0	8.1	8.0	7.8	8.5	8.2	13.100
5 Hamish Carter	401	5.5	8.3	8.5	8.8	8.2	8.5	13.933

Name	D	1	2	3	4	5	nd	AVE
1 Alec Krystek	611	4.8	8.4	8.3	8.6	8.4	8.8	13.266
2 Marty Strech	621	4.6	8.5	8.2	8.3	8.2	8.3	12.866
3 Jonathan Liu	613	4.9	7.6	7.2	7.4	7.6	7.5	12.400
4 Justin Hoppood	610	5.1	5.9	5.5	5.5	5.2	6.3	10.733
5 Cameron Bock	601	5.3	8.3	8.1	8.4	8.6	7.8	13.566

H. Bar Score: 64.099 Running Score: 405.358

H. Bar Score: 62.831 Running Score: 406.354

Final Team Score: **405.358**

Final Team Score: **406.354**

All-Arounders

All-Arounders

	Fletcher				
FX	13.033				
PH	13.433				
SR	13.200				
VT	13.100				
PB	13.766				
HB	13.100				
AA	79.632				

	Bock	Cole			
	14.366	14.400			
	13.233	13.266			
	13.633	13.400			
	14.300	14.500			
	13.366	12.600			
	13.566	12.300			
	82.464	80.466			

Judge's Signatures * FX * PH * SR * VT * PB * HB

* Head Judge FX PH SR VT PB HB

Coach's Signature _____ Coach's Signature _____

NCAA Gymnastics Score Sheet

Teams: Home Univ. Of Nebraska

Visitor Univ. Of Oklahoma

Date Apr 20, 2019

Place State Farm Center

Attendance 0

Name	D	1	2	3	4	5	nd	AVE
1 Charlie Giles 904	5.2	8.1	8.1	8.1	8.5	8.3		13.366
2 Zach Peters 914	5.6	8.8	8.8	8.8	8.6	8.7		14.366
3 Griffin Kehler 907	5.5	9.0	8.8	8.7	8.8	8.9		14.333
4 Jake Bonnav 902	5.4	9.1	9.1	8.9	8.9	9.0		14.400
5 Anton Stephenson 916	5.4	8.4	8.3	8.7	8.2	8.5	-0.2	13.600

Name	D	1	2	3	4	5	nd	AVE
1 Levi Anderson 1101	5.4	8.5	8.3	8.2	8.6	8.5		13.833
2 Tanner Justus 1107	5.4	8.6	8.7	9.0	8.7	8.6		14.066
3 Vitaliy Guimaraes 1105	5.5	8.5	8.4	8.5	8.7	8.5		14.000
4 Gage Dyer 1103	5.7	8.8	8.5	8.6	8.6	8.7		14.333
5 Yul Moldauer 1111	5.5	7.9	7.7	8.0	8.2	8.0		13.466

Floor Score: **70.065** Running Score: **70.065**

Floor Score: **69.698** Running Score: **69.698**

Name	D	1	2	3	4	5	nd	AVE
1 Charlie Giles 904	4.7	8.5	8.7	8.4	8.8	8.8		13.366
2 Mitch Tyndall 917	4.7	8.0	8.5	8.6	8.4	8.2		13.066
3 Khalil Jackson 906	5.1	8.2	8.5	8.3	8.5	8.5		13.533
4 Josh Martin 913	5.0	8.5	8.7	8.6	8.7	8.4		13.600
5 Evan Kriley 910	4.9	8.1	8.2	8.5	8.2	8.4		13.166

Name	D	1	2	3	4	5	nd	AVE
1 Levi Anderson 1101	4.8	8.3	8.3	7.9	7.9	8.1		12.900
2 Tanner Justus 1107	5.0	8.2	8.0	8.2	8.4	8.1		13.166
3 Brian Schibler 1113	5.0	8.2	8.6	8.8	8.9	8.9		13.766
4 Genki Suzuki 1115	5.4	8.3	7.7	8.1	7.8	7.9		13.333
5 Yul Moldauer 1111	5.6	8.5	8.2	8.5	8.5	8.6		14.100

Pommel Score: **66.731** Running Score: **136.796**

Pommel Score: **67.265** Running Score: **136.963**

Name	D	1	2	3	4	5	nd	AVE
1 Jordan King 909	4.6	9.2	9.1	8.8	9.1	9.1		13.700
2 Mitch Tyndall 917	4.5	9.1	9.1	9.2	9.0	9.0		13.566
3 Evan Hymanson 905	4.7	8.9	8.6	8.4	8.6	8.8		13.366
4 Joshua Everitt 903	4.7	8.7	8.5	8.9	8.6	8.7		13.366
5 Anton Stephenson 916	4.9	9.4	9.2	9.0	8.8	9.2		14.033

Name	D	1	2	3	4	5	nd	AVE
1 Levi Anderson 1101	5.0	9.0	8.7	8.6	9.0	9.0		13.900
2 Tanner Justus 1107	5.1	8.1	8.2	8.8	8.4	8.6		13.500
3 Jake Maloley 1110	5.4	8.8	9.0	8.8	8.8	9.0		14.266
4 Peter Daggett 1102	5.4	9.1	9.2	8.7	8.9	8.9		14.366
5 Yul Moldauer 1111	5.7	8.7	9.0	8.7	8.9	8.9		14.533

Rings Score: **68.031** Running Score: **204.827**

Rings Score: **70.565** Running Score: **207.528**

Name	D	1	2	3	4	5	nd	AVE
1 Charlie Giles 904	5.2	9.3	9.4	9.4	9.4	9.4		14.600
2 Zach Peters 914	5.2	9.3	9.4	9.3	9.4	9.5		14.566
3 Jonathan Scripnick 915	4.8	9.1	9.2	9.0	9.0	9.0		13.833
4 Jake Bonnav 902	4.8	9.3	9.1	9.5	9.4	9.5		14.200
5 Anton Stephenson 916	5.2	9.6	9.7	9.7	9.7	9.6		14.866

Name	D	1	2	3	4	5	nd	AVE
1 Vitaliy Guimaraes 1105	5.2	9.6	9.5	9.6	9.7	9.6		14.800
2 Gage Dyer 1103	5.2	9.3	9.2	9.3	9.3	9.3		14.500
3 Tanner Justus 1107	5.2	9.3	9.4	9.4	9.3	9.3	-0.1	14.433
4 Levi Anderson 1101	5.6	9.3	9.3	9.1	9.1	8.9	-0.1	14.666
5 Yul Moldauer 1111	5.2	9.5	9.4	9.3	9.5	9.4	-0.1	14.533

Vault Score: **72.065** Running Score: **276.892**

Vault Score: **72.932** Running Score: **280.460**

Name	D	1	2	3	4	5	nd	AVE
1 Dillan King 908	4.7	8.9	8.9	8.7	8.7	8.9		13.533
2 Griffin Kehler 907	4.7	8.4	8.2	8.6	8.7	8.8		13.266
3 Evan Hymanson 905	5.1	6.8	7.4	7.0	7.1	7.0		12.133
4 Andrew Zymball 919	5.1	7.9	8.1	8.1	8.0	8.1		13.166
5 Anton Stephenson 916	5.1	8.3	8.2	8.0	8.2	8.2		13.300

Name	D	1	2	3	4	5	nd	AVE
1 Peter Daggett 1102	5.1	8.7	8.6	8.7	8.6	8.7		13.766
2 Matt Wenske 1117	5.3	8.0	8.2	8.4	8.3	8.3		13.566
3 Levi Anderson 1101	5.1	8.3	8.5	8.3	8.3	8.3		13.400
4 Genki Suzuki 1115	5.4	8.5	8.7	8.8	8.8	8.9		14.166
5 Yul Moldauer 1111	5.6	7.0	7.6	7.5	7.6	7.5		13.133

P. Bar Score: **65.398** Running Score: **342.290**

P. Bar Score: **68.031** Running Score: **348.491**

Name	D	1	2	3	4	5	nd	AVE
1 Dillan King 908	4.7	8.4	8.5	8.7	8.4	8.4		13.133
2 Khalil Jackson 906	4.9	8.8	9.0	9.0	9.3	8.7		13.833
3 Griffin Kehler 907	5.0	8.1	8.1	8.6	8.5	8.7		13.400
4 Jake Bonnav 902	4.4	7.6	7.7	8.0	7.7	7.7		12.100
5 Evan Hymanson 905	5.0	7.5	7.3	7.9	7.8	8.1		12.733

Name	D	1	2	3	4	5	nd	AVE
1 Peter Daggett 1102	5.2	8.2	7.8	8.2	7.8	8.0		13.200
2 Gage Dyer 1103	5.3	7.8	7.7	8.5	8.2	8.2		13.366
3 Yul Moldauer 1111	5.0	7.3	6.5	7.1	6.8	7.4		12.066
4 Genki Suzuki 1115	5.4	8.4	8.5	8.4	8.7	8.7		13.933
5 Levi Anderson 1101	5.7	7.9	7.4	7.5	8.0	8.5		13.500

H. Bar Score: **65.199** Running Score: **407.489**

H. Bar Score: **66.065** Running Score: **414.556**

Final Team Score: **407.489**

Final Team Score: **414.556**

All-Arounders

All-Arounders

Stephenson								
FX	13.600							
PH	12.866							
SR	14.033							
VT	14.866							
PB	13.300							
HB	12.966							
AA	81.631							

Anderson								
Moldauer								
Suzuki								
13.833	13.466	14.100						
12.900	14.100	13.333						
13.900	14.533	13.700						
14.666	14.533	13.966						
13.400	13.133	14.166						
13.500	12.066	13.933						
82.199	81.831	83.198						

Judge's Signatures * FX _____ * PH _____ * SR _____ * VT _____ * PB _____ * HB _____

* Head Judge FX _____ PH _____ SR _____ VT _____ PB _____ HB _____







Coach's Signature _____ Coach's Signature _____

2019 NCAA Championships - Finals

Team Results

Apr 20, 2019

Men / 10
Session: 3

Rank	Gym	Team	Score						
1	Stanford	X	415.222	71.898 1	64.564 5	71.131 1	72.632 3	67.365 2	67.632 1
2	Oklahoma	X	414.556	69.698 5	67.265 1	70.565 2	72.932 2	68.031 1	66.065 2
3	Nebraska	X	407.489	70.065 4	66.731 3	68.031 6	72.065 4	65.398 4	65.199 3
4	Michigan	X	406.354	71.432 2	63.831 6	69.498 3	73.264 1	65.498 3	62.831 6
5	Illinois	X	405.358	71.199 3	66.166 4	69.432 4	70.898 5	63.564 6	64.099 4
6	PSU	X	399.725	68.032 6	66.932 2	69.332 5	68.032 6	63.699 5	63.698 5







2019 NCAA Championships - Finals

Event Results - AA

Apr 20, 2019

Page: 1
Printed: 4/20/2019 9:06:24 PM

Men / 10
Session: 3

Rank	Num	Name	Gym							AA
1	1410	Brody Malone	Stanford	14.800	13.533	14.266	14.500	14.100	14.633	85.832
2	719	Shane Wiskus	Minnesota	14.200	13.266	14.100	14.700	14.200	13.733	84.199
3	1115	Genki Suzuki	Oklahoma	14.100	13.333	13.700	13.966	14.166	13.933	83.198
4	601	Cameron Bock	Michigan	14.366	13.233	13.633	14.300	13.366	13.566	82.464
5	1101	Levi Anderson	Oklahoma	13.833	12.900	13.900	14.666	13.400	13.500	82.199
6	1111	Yul Moldauer	Oklahoma	13.466	14.100	14.533	14.533	13.133	12.066	81.831
7	916	Anton Stephenson	Nebraska	13.600	12.866	14.033	14.866	13.300	12.966	81.631
8	1403	Grant Breckenridge	Stanford	14.033	12.766	13.533	14.366	12.566	14.200	81.464
9	509	Bennet Huang	Iowa	13.966	13.533	13.633	13.766	12.766	13.233	80.897
10	604	Emyre Cole	Michigan	14.400	13.266	13.400	14.500	12.600	12.300	80.466
11	502	Jake Brodarzon	Iowa	13.400	11.333	14.200	14.366	13.900	12.666	79.865
12	405	Michael Fletcher	Illinois	13.033	13.433	13.200	13.100	13.766	13.100	79.632
13	317	Darren Wong	California	13.800	13.500	11.300	14.166	13.266	11.433	77.465
14	203	Mathew Davis	Army	13.833	11.933	13.233	13.566	11.833	12.300	76.698
15	309	Aaron Mah	California	12.233	12.433	13.266	14.100	10.933	13.000	75.965

2019 NCAA Championships - Finals

Event Results - Floor

Apr 20, 2019



Rank	Num	Name	Gym	D	Exec	ND	Score	Out
1	1410	Brody Malone	Stanford	5.900	8.900	..	14.800	0.000
2	1412	Bailey Perez	Stanford	5.600	9.166	..	14.766	0.034
3	616	Jacob Moore	Michigan	5.700	9.000	..	14.700	0.100
4	418	Sebastian Quiana	Illinois	5.600	9.033	..	14.633	0.167
5	1413	Bryan Perla	Stanford	5.600	8.866	..	14.466	0.334
6T	408	Johnny Jacobson	Illinois	5.600	8.933	-0.1	14.433	0.367
7T	402	Alex Diab	Illinois	5.700	8.733	..	14.433	0.367
8T	902	Jake Bonnay	Nebraska	5.400	9.000	..	14.400	0.400
9T	604	Emyre Cole	Michigan	5.600	8.800	..	14.400	0.400
10T	1021	Alec Yoder	OSU	5.600	8.866	-0.1	14.366	0.434
11*	914	Zach Peters	Nebraska	5.600	8.766	..	14.366	0.434
12*	601	Cameron Bock	Michigan	5.600	8.766	..	14.366	0.434
13T	907	Griffin Kehler	Nebraska	5.500	8.833	..	14.333	0.467
14T	1103	Gage Dyer	Oklahoma	5.700	8.633	..	14.333	0.467
15T	619	Kevin Penev	Michigan	5.400	8.866	..	14.266	0.534
16T	1211	Brennan Pantazis	PSU	5.600	8.666	..	14.266	0.534
17T	707	Vitali Kan	Minnesota	5.300	8.933	..	14.233	0.567
18T	705	Shaun Herzog	Minnesota	5.500	8.733	..	14.233	0.567
19T	1018	Jesse Tyndall	OSU	5.600	8.633	..	14.233	0.567
20	719	Shane Wiskus	Minnesota	5.600	8.700	-0.1	14.200	0.600
21	1115	Genki Suzuki	Oklahoma	5.300	8.800	..	14.100	0.700
22	1107	Tanner Justus	Oklahoma	5.400	8.666	..	14.066	0.734
23	1403	Grant Breckenridge	Stanford	5.100	8.933	..	14.033	0.767
24	1105	Vitaliy Guimaraes	Oklahoma	5.500	8.500	..	14.000	0.800
25	509	Bennet Huang	Iowa	5.300	8.666	..	13.966	0.834
26T	403	Max Diab	Illinois	5.400	8.500	..	13.900	0.900
27T	1002	Joey Bonanno	OSU	5.700	8.200	..	13.900	0.900
28*	203	Mathew Davis	Army	5.400	8.433	..	13.833	0.967
29*	1101	Levi Anderson	Oklahoma	5.400	8.433	..	13.833	0.967
30T	1409	Connor Lewis	Stanford	5.600	8.233	..	13.833	0.967
31T	317	Darren Wong	California	5.400	8.500	-0.1	13.800	1.000
32T	412	Jacob Light	Illinois	5.400	8.400	..	13.800	1.000
33	609	Nick Guy	Michigan	5.300	8.400	..	13.700	1.100
34	1217	Favian Valdez	PSU	5.300	8.366	..	13.666	1.134
35T	916	Anton Stephenson	Nebraska	5.400	8.400	-0.2	13.600	1.200
36T	1216	Wyatt Tyndall	PSU	5.200	8.400	..	13.600	1.200
37T	1213	Christoper Sands	PSU	5.600	8.000	..	13.600	1.200
38	1111	Yul Moldauer	Oklahoma	5.500	7.966	..	13.466	1.334
39	502	Jake Brodarzon	Iowa	4.900	8.500	..	13.400	1.400
40	904	Charlie Giles	Nebraska	5.200	8.166	..	13.366	1.434
41	405	Michael Fletcher	Illinois	4.800	8.233	..	13.033	1.767
42	1219	Sam Zakutney	PSU	5.400	7.500	..	12.900	1.900
43	820	David Toussaint	Navy	5.300	7.266	-0.3	12.266	2.534
44	309	Aaron Mah	California	5.600	6.933	-0.3	12.233	2.567

2019 NCAA Championships - Finals

Event Results - Pommel

Apr 20, 2019



Rank	Num	Name	Gym	D	Exec	ND	Score	Out
1	1021	Alec Yoder	OSU	6.300	8.333	..	14.633	0.000
2	1210	Stephen Nedoroscik	PSU	6.100	8.300	..	14.400	0.233
3	1111	Yul Moldauer	Oklahoma	5.600	8.500	..	14.100	0.533
4	1008	Trevor Cummings	OSU	5.400	8.533	..	13.933	0.700
5	417	Michael Paradise	Illinois	5.600	8.300	..	13.900	0.733
6	708	Justin Karstadt	Minnesota	5.400	8.433	..	13.833	0.800
7	1113	Brian Schibler	Oklahoma	5.000	8.766	..	13.766	0.867
8	913	Josh Martin	Nebraska	5.000	8.600	..	13.600	1.033
9T	509	Bennet Huang	Iowa	4.900	8.633	..	13.533	1.100
10T	906	Khalil Jackson	Nebraska	5.100	8.433	..	13.533	1.100
11T	1410	Brody Malone	Stanford	5.400	8.133	..	13.533	1.100
12T	317	Darren Wong	California	4.800	8.700	..	13.500	1.133
13T	1217	Favian Valdez	PSU	5.100	8.400	..	13.500	1.133
14	405	Michael Fletcher	Illinois	4.500	8.933	..	13.433	1.200
15	415	Tommy Mistretta	Illinois	4.800	8.600	..	13.400	1.233
16T	904	Charlie Giles	Nebraska	4.700	8.666	..	13.366	1.267
17T	1201	Jack Baldwin	PSU	5.100	8.266	..	13.366	1.267
18T	1115	Genki Suzuki	Oklahoma	5.400	7.933	..	13.333	1.300
19T	1603	Jacopo Gliozzi	W&M	5.800	7.533	..	13.333	1.300
20T	604	Emyre Cole	Michigan	4.500	8.766	..	13.266	1.367
21T	719	Shane Wiskus	Minnesota	5.000	8.266	..	13.266	1.367
22T	616	Jacob Moore	Michigan	5.100	8.433	-0.3	13.233	1.400
23T	601	Cameron Bock	Michigan	5.700	7.533	..	13.233	1.400
24T	910	Evan Kriley	Nebraska	4.900	8.266	..	13.166	1.467
25T	1107	Tanner Justus	Oklahoma	5.000	8.166	..	13.166	1.467
26	419	Ian Skirkey	Illinois	5.100	8.000	..	13.100	1.533
27T	917	Mitch Tyndall	Nebraska	4.700	8.366	..	13.066	1.567
28T	1406	Ian Gunther	Stanford	5.100	7.966	..	13.066	1.567
29T	617	Justin Murphy	Michigan	5.200	7.866	..	13.066	1.567
30	807	Danny Clark	Navy	4.500	8.533	..	13.033	1.600
31	1209	Nick Mock	PSU	4.800	8.200	..	13.000	1.633
32	1101	Levi Anderson	Oklahoma	4.800	8.100	..	12.900	1.733
33T	916	Anton Stephenson	Nebraska	4.200	8.666	..	12.866	1.767
34T	1415	Joey Ringer	Stanford	5.400	7.466	..	12.866	1.767
35	1403	Grant Breckenridge	Stanford	4.500	8.266	..	12.766	1.867
36	1203	Michael Burns	PSU	4.800	7.866	..	12.666	1.967
37	309	Aaron Mah	California	4.500	7.933	..	12.433	2.200
38T	413	Blake Martin	Illinois	4.700	7.633	..	12.333	2.300
39T	1407	David Jessen	Stanford	4.900	7.433	..	12.333	2.300
40	203	Mathew Davis	Army	4.000	7.933	..	11.933	2.700
41	1219	Sam Zakutney	PSU	4.800	6.666	..	11.466	3.167
42	502	Jake Brodarzon	Iowa	3.900	7.433	..	11.333	3.300
43	104	Scott McMurray	Air Force	4.400	6.700	..	11.100	3.533
44	612	Mack Lasker	Michigan	5.000	6.033	..	11.033	3.600

2019 NCAA Championships - Finals

Event Results - Rings

Apr 20, 2019



Rank	Num	Name	Gym	D	Exec	ND	Score	Out
1	402	Alex Diab	Illinois	5.700	9.033	..	14.733	0.000
2	1111	Yul Moldauer	Oklahoma	5.700	8.833	..	14.533	0.200
3	1212	Noah Roberson	PSU	5.500	8.933	..	14.433	0.300
4T	1406	Ian Gunther	Stanford	5.000	9.366	..	14.366	0.367
5T	1402	Andrew Bitner	Stanford	5.200	9.166	..	14.366	0.367
6T	1102	Peter Daggett	Oklahoma	5.400	8.966	..	14.366	0.367
7	621	Marty Strech	Michigan	5.000	9.300	..	14.300	0.433
8T	1410	Brody Malone	Stanford	5.300	8.966	..	14.266	0.467
9T	1110	Jake Maloley	Oklahoma	5.400	8.866	..	14.266	0.467
10	502	Jake Brodarzon	Iowa	5.200	9.000	..	14.200	0.533
11T	101	Ethan Esval	Air Force	4.600	9.533	..	14.133	0.600
12T	1405	Josiah Eng	Stanford	5.600	8.533	..	14.133	0.600
13T	719	Shane Wiskus	Minnesota	5.000	9.100	..	14.100	0.633
14T	1204	Parker Clayton	PSU	5.100	9.000	..	14.100	0.633
15T	916	Anton Stephenson	Nebraska	4.900	9.133	..	14.033	0.700
16T	605	Ryan Dunning	Michigan	5.400	8.633	..	14.033	0.700
17T	1408	Thomas Lee	Stanford	4.900	9.100	..	14.000	0.733
18T	403	Max Diab	Illinois	5.200	8.800	..	14.000	0.733
19	1101	Levi Anderson	Oklahoma	5.000	8.900	..	13.900	0.833
20T	1202	Brayden Borrromeo	PSU	4.800	9.066	..	13.866	0.867
21T	614	Anthony McCallum	Michigan	4.900	8.966	..	13.866	0.867
22T	708	Justin Karstadt	Minnesota	4.800	8.933	..	13.733	1.000
23T	1214	Greg Tamargo	PSU	5.300	8.433	..	13.733	1.000
24*	909	Jordan King	Nebraska	4.600	9.100	..	13.700	1.033
25*	410	Jordan Kovach	Illinois	4.600	9.100	..	13.700	1.033
26T	1115	Genki Suzuki	Oklahoma	4.800	8.900	..	13.700	1.033
27T	1001	Max Andryushchenko	OSU	5.100	8.600	..	13.700	1.033
28	620	James Read	Michigan	5.200	8.466	..	13.666	1.067
29T	509	Bennet Huang	Iowa	4.400	9.233	..	13.633	1.100
30T	601	Cameron Bock	Michigan	5.400	8.233	..	13.633	1.100
31T	917	Mitch Tyndall	Nebraska	4.500	9.066	..	13.566	1.167
32T	1610	David Watkins	W&M	5.400	8.166	..	13.566	1.167
33T	1403	Grant Breckenridge	Stanford	4.600	8.933	..	13.533	1.200
34T	404	Joel Diaz	Illinois	5.100	8.433	..	13.533	1.200
35	1107	Tanner Justus	Oklahoma	5.100	8.400	..	13.500	1.233
36	407	Satchel Hudson	Illinois	4.900	8.566	..	13.466	1.267
37	504	Addison Chung	Iowa	4.300	9.133	..	13.433	1.300
38	604	Emyre Cole	Michigan	4.200	9.200	..	13.400	1.333
39*	905	Evan Hymanson	Nebraska	4.700	8.666	..	13.366	1.367
40*	903	Joshua Everitt	Nebraska	4.700	8.666	..	13.366	1.367
41T	706	Russell Johnson	Minnesota	4.800	8.566	..	13.366	1.367
42	309	Aaron Mah	California	4.600	8.666	..	13.266	1.467
43	203	Mathew Davis	Army	4.400	8.833	..	13.233	1.500
44T	405	Michael Fletcher	Illinois	4.300	8.900	..	13.200	1.533
45T	1206	Issac Hammet	PSU	5.500	7.700	..	13.200	1.533
46	317	Darren Wong	California	4.400	6.900	..	11.300	3.433

2019 NCAA Championships - Finals

Event Results - Vault

Apr 20, 2019



Rank	Num	Name	Gym	D	Exec	ND	Score	Out
1	614	Anthony McCallum	Michigan	5.700	9.566	-.	15.266	0.000
2	1413	Bryan Perla	Stanford	5.300	9.633	-.	14.933	0.333
3	916	Anton Stephenson	Nebraska	5.200	9.666	-.	14.866	0.400
4T	1105	Vitaliy Guimaraes	Oklahoma	5.200	9.600	-.	14.800	0.466
5T	703	Ben Eyles	Minnesota	5.300	9.500	-.	14.800	0.466
6	719	Shane Wiskus	Minnesota	5.200	9.500	-.	14.700	0.566
7	1101	Levi Anderson	Oklahoma	5.600	9.166	-0.1	14.666	0.600
8	904	Charlie Giles	Nebraska	5.200	9.400	-.	14.600	0.666
9T	616	Jacob Moore	Michigan	4.900	9.666	-.	14.566	0.700
10*	914	Zach Peters	Nebraska	5.200	9.366	-.	14.566	0.700
11*	402	Alex Diab	Illinois	5.200	9.366	-.	14.566	0.700
12*	412	Jacob Light	Illinois	5.200	9.366	-.	14.566	0.700
13	1111	Yul Moldauer	Oklahoma	5.200	9.433	-0.1	14.533	0.733
14*	1211	Brennan Pantazis	PSU	5.200	9.300	-.	14.500	0.766
15*	1410	Brody Malone	Stanford	5.200	9.300	-.	14.500	0.766
16*	1103	Gage Dyer	Oklahoma	5.200	9.300	-.	14.500	0.766
17*	403	Max Diab	Illinois	5.200	9.300	-.	14.500	0.766
18*	604	Emyre Cole	Michigan	5.200	9.300	-.	14.500	0.766
19T	619	Kevin Penev	Michigan	4.900	9.566	-.	14.466	0.800
20T	609	Nick Guy	Michigan	5.200	9.266	-.	14.466	0.800
21T	1107	Tanner Justus	Oklahoma	5.200	9.333	-0.1	14.433	0.833
22*	1605	Collin Lillie	W&M	5.200	9.233	-.	14.433	0.833
23*	1409	Connor Lewis	Stanford	5.200	9.233	-.	14.433	0.833
24	1414	Curran Phillips	Stanford	4.800	9.600	-.	14.400	0.866
25T	502	Jake Brodarzon	Iowa	4.900	9.566	-0.1	14.366	0.900
26T	1403	Grant Breckenridge	Stanford	4.800	9.566	-.	14.366	0.900
27	601	Cameron Bock	Michigan	5.200	9.100	-.	14.300	0.966
28	902	Jake Bonnay	Nebraska	4.800	9.400	-.	14.200	1.066
29*	511	Mitchell Mandozzi	Iowa	4.800	9.366	-.	14.166	1.100
30*	317	Darren Wong	California	4.800	9.366	-.	14.166	1.100
31*	410	Jordan Kovach	Illinois	4.800	9.366	-.	14.166	1.100
32	309	Aaron Mah	California	4.800	9.300	-.	14.100	1.166
33	108	Frankie Valentin	Air Force	4.800	9.266	-.	14.066	1.200
34	1115	Genki Suzuki	Oklahoma	4.800	9.166	-.	13.966	1.300
35T	1204	Parker Clayton	PSU	4.800	9.133	-0.1	13.833	1.433
36T	915	Jonathan Scripnick	Nebraska	4.800	9.033	-.	13.833	1.433
37	509	Bennet Huang	Iowa	4.800	8.966	-.	13.766	1.500
38	203	Mathew Davis	Army	4.800	8.866	-0.1	13.566	1.700
39	1219	Sam Zakutney	PSU	5.200	8.233	-.	13.433	1.833
40	1002	Joey Bonanno	OSU	5.200	8.166	-.	13.366	1.900
41T	1216	Wyatt Tyndall	PSU	4.800	8.533	-0.1	13.233	2.033
42T	1304	Stephen Lewis	Springfield	5.200	8.033	-.	13.233	2.033
43	405	Michael Fletcher	Illinois	5.200	8.200	-0.3	13.100	2.166
44	1202	Brayden Borromeo	PSU	4.800	8.233	-.	13.033	2.233

2019 NCAA Championships - Finals

Event Results - P Bars

Apr 20, 2019



Rank	Num	Name	Gym	D	Exec	ND	Score	Out
1	719	Shane Wiskus	Minnesota	5.900	8.300	..	14.200	0.000
2T	1115	Genki Suzuki	Oklahoma	5.400	8.766	..	14.166	0.034
3T	1417	Blake Sun	Stanford	5.700	8.466	..	14.166	0.034
4	1410	Brody Malone	Stanford	5.300	8.800	..	14.100	0.100
5	502	Jake Brodarzon	Iowa	5.000	8.900	..	13.900	0.300
6	1021	Alec Yoder	OSU	5.500	8.366	..	13.866	0.334
7T	503	Stewart Brown	Iowa	4.800	9.000	..	13.800	0.400
8T	1401	Jacob Barrus	Stanford	5.400	8.400	..	13.800	0.400
9T	405	Michael Fletcher	Illinois	4.900	8.866	..	13.766	0.434
10T	1102	Peter Daggett	Oklahoma	5.100	8.666	..	13.766	0.434
11T	512	Nicholas Merryman	Iowa	4.300	9.266	..	13.566	0.634
12T	1117	Matt Wenske	Oklahoma	5.300	8.266	..	13.566	0.634
13	908	Dillan King	Nebraska	4.700	8.833	..	13.533	0.667
14	616	Jacob Moore	Michigan	5.000	8.466	..	13.466	0.734
15	1101	Levi Anderson	Oklahoma	5.100	8.300	..	13.400	0.800
16T	1205	Alex Frack	PSU	4.700	8.666	..	13.366	0.834
17T	410	Jordan Kovach	Illinois	5.100	8.266	..	13.366	0.834
18T	601	Cameron Bock	Michigan	5.900	7.466	..	13.366	0.834
19	916	Anton Stephenson	Nebraska	5.100	8.200	..	13.300	0.900
20T	101	Ethan Esval	Air Force	4.200	9.066	..	13.266	0.934
21T	317	Darren Wong	California	4.600	8.666	..	13.266	0.934
22T	907	Griffin Kehler	Nebraska	4.700	8.566	..	13.266	0.934
23	624	Matt Whitaker	Michigan	4.600	8.600	..	13.200	1.000
24	919	Andrew Zymball	Nebraska	5.100	8.066	..	13.166	1.034
25T	817	Ryan Orce	Navy	4.900	8.233	..	13.133	1.067
26T	1203	Michael Burns	PSU	5.300	7.833	..	13.133	1.067
27T	1111	Yul Moldauer	Oklahoma	5.600	7.533	..	13.133	1.067
28	614	Anthony McCallum	Michigan	5.400	7.466	..	12.866	1.334
29	1219	Sam Zakutney	PSU	5.600	7.200	..	12.800	1.400
30T	509	Bennet Huang	Iowa	4.500	8.266	..	12.766	1.434
31T	715	David Pochinka	Minnesota	5.500	7.266	..	12.766	1.434
32	1414	Curran Phillips	Stanford	5.500	7.233	..	12.733	1.467
33	604	Emyre Cole	Michigan	5.100	7.500	..	12.600	1.600
34	1403	Grant Breckenridge	Stanford	5.300	7.266	..	12.566	1.634
35*	1216	Wyatt Tyndall	PSU	4.800	7.700	..	12.500	1.700
36*	401	Hamish Carter	Illinois	4.800	7.700	..	12.500	1.700
37	408	Johnny Jacobson	Illinois	5.400	7.066	..	12.466	1.734
38	905	Evan Hymanson	Nebraska	5.100	7.033	..	12.133	2.067
39	1211	Brennan Pantazis	PSU	4.600	7.300	..	11.900	2.300
40	203	Mathew Davis	Army	4.300	7.533	..	11.833	2.367
41	418	Sebastian Quiana	Illinois	5.500	5.966	..	11.466	2.734
42	309	Aaron Mah	California	5.300	5.633	..	10.933	3.267

2019 NCAA Championships - Finals

Event Results - H Bar

Apr 20, 2019



Rank	Num	Name	Gym	D	Exec	ND	Score	Out
1	1410	Brody Malone	Stanford	5.700	8.933	..	14.633	0.000
2	1403	Grant Breckenridge	Stanford	5.700	8.500	..	14.200	0.433
3	107	Lukas Texeira	Air Force	5.600	8.533	..	14.133	0.500
4T	1407	David Jessen	Stanford	5.300	8.633	..	13.933	0.700
5T	1115	Genki Suzuki	Oklahoma	5.400	8.533	..	13.933	0.700
6T	401	Hamish Carter	Illinois	5.500	8.433	..	13.933	0.700
7	906	Khalil Jackson	Nebraska	4.900	8.933	..	13.833	0.800
8	507	Andrew Herrador	Iowa	5.100	8.666	..	13.766	0.867
9	719	Shane Wiskus	Minnesota	5.500	8.233	..	13.733	0.900
10	402	Alex Diab	Illinois	4.900	8.800	..	13.700	0.933
11	1203	Michael Burns	PSU	5.000	8.666	..	13.666	0.967
12	601	Cameron Bock	Michigan	5.300	8.266	..	13.566	1.067
13	1101	Levi Anderson	Oklahoma	5.700	7.800	..	13.500	1.133
14	505	Evan Davis	Iowa	4.600	8.833	..	13.433	1.200
15	907	Griffin Kehler	Nebraska	5.000	8.400	..	13.400	1.233
16	1103	Gage Dyer	Oklahoma	5.300	8.066	..	13.366	1.267
17T	816	Ryan McVay	Navy	4.600	8.733	..	13.333	1.300
18T	1217	Favian Valdez	PSU	4.800	8.533	..	13.333	1.300
19	1021	Alec Yoder	OSU	4.800	8.500	..	13.300	1.333
20T	611	Alec Krystek	Michigan	4.800	8.466	..	13.266	1.367
21T	1219	Sam Zakutney	PSU	5.400	7.866	..	13.266	1.367
22	509	Bennet Huang	Iowa	4.400	8.833	..	13.233	1.400
23	1102	Peter Daggett	Oklahoma	5.200	8.000	..	13.200	1.433
24	908	Dillan King	Nebraska	4.700	8.433	..	13.133	1.500
25	405	Michael Fletcher	Illinois	5.000	8.100	..	13.100	1.533
26	1401	Jacob Barrus	Stanford	5.400	7.633	..	13.033	1.600
27	309	Aaron Mah	California	4.900	8.100	..	13.000	1.633
28	916	Anton Stephenson	Nebraska	4.600	8.366	..	12.966	1.667
29T	621	Marty Strech	Michigan	4.600	8.266	..	12.866	1.767
30T	420	Ross Thompson	Illinois	5.200	7.666	..	12.866	1.767
31	1213	Christoper Sands	PSU	4.800	8.033	..	12.833	1.800
32	704	Michael Harris	Minnesota	5.100	7.666	..	12.766	1.867
33	905	Evan Hymanson	Nebraska	5.000	7.733	..	12.733	1.900
34	502	Jake Brodarzon	Iowa	3.900	8.766	..	12.666	1.967
35	613	Jonathan Liu	Michigan	4.900	7.500	..	12.400	2.233
36T	604	Emyre Cole	Michigan	4.300	8.000	..	12.300	2.333
37T	203	Mathew Davis	Army	4.500	7.800	..	12.300	2.333
38	902	Jake Bonnay	Nebraska	4.400	7.700	..	12.100	2.533
39	1111	Yul Moldauer	Oklahoma	5.000	7.066	..	12.066	2.567
40	1416	Ryan Sheppard	Stanford	4.600	7.233	..	11.833	2.800
41	317	Darren Wong	California	4.700	6.733	..	11.433	3.200
42	610	Justin Hopgood	Michigan	5.100	5.633	..	10.733	3.900
43	1216	Wyatt Tyndall	PSU	4.500	6.100	..	10.600	4.033
44	418	Sebastian Quiana	Illinois	4.300	6.200	..	10.500	4.133