

# NCAA Gymnastics Score Sheet

 Teams: Home Army - West Point

 Visitor Ohio State Univ.

 Date Apr 19, 2019 Place State Farm Center Attendance 0

Name	D	1	2	3	4	5	nd	AVE
1 Mitchell McHugh	211	4.9	8.6	8.3	8.7	8.8	8.5	13.500
2 Elliott Herman	209	5.0	8.7	8.7	8.6	8.4	8.8	13.666
3 Erik Del Cid	204	4.8	8.9	8.8	9.2	9.1	9.1	13.833
4 Cole Casanova	201	5.3	8.5	8.1	8.1	8.5	8.1	13.533
5 Mathew Davis	203	5.4	8.2	8.2	8.4	8.2	8.3	13.533

 Floor Score: **68.065** Running Score: **68.065**

Name	D	1	2	3	4	5	nd	AVE
1 Jacob Gricar	1009	5.2	7.3	7.5	7.3	7.6	7.8	12.666
2 Chris Coombs	1006	5.4	6.8	7.5	7.5	7.1	7.2	12.566
3 Jesse Tyndall	1018	5.7	8.8	8.8	9.0	9.0	8.9	14.600
4 Alec Yoder	1021	5.5	9.1	8.9	8.8	9.1	9.2	14.533
5 Joey Bonanno	1002	5.7	8.5	8.5	8.6	8.6	8.3	14.233

 Floor Score: **68.598** Running Score: **68.598**

Name	D	1	2	3	4	5	nd	AVE
1 Brandon Shively	221	4.8	6.4	6.2	5.9	6.2	6.3	11.033
2 Matthew Martin	210	5.2	7.2	7.6	7.2	7.3	7.6	12.566
3 Cole Casanova	201	5.0	7.0	6.8	7.0	7.2	6.4	11.933
4 Liam O'Hara	216	4.6	6.5	6.6	6.6	6.3	6.8	11.166
5 Rex Scott	219	4.7	6.4	6.4	6.3	6.6	6.1	11.066

 Pommel Score: **57.764** Running Score: **125.829**

Name	D	1	2	3	4	5	nd	AVE
1 Luke Smigliani	1015	4.7	7.9	7.9	7.6	7.9	7.8	12.566
2 Robert Costea	1007	4.7	6.7	6.0	6.1	5.7	6.2	10.800
3 Trevor Cummings	1008	5.0	8.6	8.4	8.4	8.6	8.6	13.533
4 David Szarvas	1016	5.5	6.6	6.5	6.5	6.8	6.6	12.066
5 Alec Yoder	1021	6.2	8.1	8.2	8.2	7.9	8.2	14.366

 Pommel Score: **63.331** Running Score: **131.929**

Name	D	1	2	3	4	5	nd	AVE
1 Mitchell Monahan	214	4.5	8.6	8.8	8.5	8.7	8.8	13.200
2 Darrel Yamamura	223	4.4	8.6	8.9	9.1	8.8	8.8	13.233
3 Elliott Herman	209	4.6	8.7	8.7	8.6	8.9	9.0	13.366
4 Cole Casanova	201	5.0	8.7	8.6	8.8	8.6	8.4	13.633
5 Mathew Davis	203	4.5	9.0	9.0	9.1	9.3	9.4	13.633

 Rings Score: **67.065** Running Score: **192.894**

Name	D	1	2	3	4	5	nd	AVE
1 Robert Costea	1007	4.6	8.9	8.6	9.0	8.8	8.8	13.433
2 Sean Neighbarger	1011	4.5	8.1	8.2	8.4	8.2	8.6	12.766
3 Max Andryushchenko	1001	5.1	8.9	8.7	8.6	8.7	8.8	13.833
4 Alexander Wilson	1020	5.5	8.1	8.2	8.4	8.2	8.6	13.766
5 Angel Leon	1010	4.7	9.2	9.1	8.5	8.9	8.9	13.666

 Rings Score: **67.464** Running Score: **199.393**

Name	D	1	2	3	4	5	nd	AVE
1 Rex Scott	219	4.4	9.0	9.1	9.0	9.1	9.1	13.466
2 Graham Shaw	220	4.8	9.3	9.0	9.1	9.2	9.2	13.966
3 Erik Del Cid	204	4.8	9.5	9.6	9.7	9.4	9.5	14.333
4 Mathew Davis	203	4.8	8.8	8.9	8.5	8.4	8.7	13.466
5 Cole Casanova	201	5.2	8.2	8.4	8.1	8.3	7.9	13.400

 Vault Score: **68.631** Running Score: **261.525**

Name	D	1	2	3	4	5	nd	AVE
1 Dexter Roettker	1012	4.8	9.2	9.1	9.2	9.1	9.2	13.966
2 Max Andryushchenko	1001	4.8	9.3	9.1	9.4	9.2	9.1	14.000
3 Sean Neighbarger	1011	5.2	9.2	9.2	9.1	9.1	9.3	14.366
4 Alexander Wilson	1020	5.2	9.0	9.1	9.0	9.1	9.2	14.166
5 Joey Bonanno	1002	5.2	9.3	9.3	9.2	9.2	9.3	14.366

 Vault Score: **70.864** Running Score: **270.257**

Name	D	1	2	3	4	5	nd	AVE
1 Elijah-Ty Phelps	217	4.0	8.1	8.5	7.9	7.9	7.9	11.966
2 Zachary Mitchell	213	3.9	5.0	6.0	5.2	5.4	5.5	9.266
3 Kiernan Reagan	218	4.3	8.3	8.6	8.3	8.5	8.4	12.700
4 Cole Casanova	201	4.9	7.9	8.0	8.1	8.1	7.8	12.900
5 Mathew Davis	203	4.8	8.8	8.4	8.6	8.7	8.7	13.466

 P. Bar Score: **60.298** Running Score: **321.823**

Name	D	1	2	3	4	5	nd	AVE
1 Domenic Sciulli	1013	5.0	8.0	8.1	8.3	8.5	8.5	13.300
2 Sean Neighbarger	1011	4.9	8.2	8.3	8.0	8.3	8.4	13.166
3 Jesse Tyndall	1018	5.0	6.7	7.0	6.7	6.9	6.8	11.800
4 Chris Coombs	1006	4.7	7.2	7.4	7.5	7.2	7.3	12.000
5 Alec Yoder	1021	5.5	8.4	8.4	8.3	8.3	8.6	13.866

 P. Bar Score: **64.132** Running Score: **334.389**

Name	D	1	2	3	4	5	nd	AVE
1 Zachary Mitchell	213	3.8	8.1	8.4	8.2	8.0	7.7	11.900
2 Darrel Yamamura	223	4.4	8.2	8.1	8.3	8.2	8.4	12.633
3 Rex Scott	219	4.6	7.9	8.1	8.4	8.0	7.9	12.600
4 Cole Casanova	201	4.4	7.8	7.9	7.5	7.6	7.5	12.033
5 Mathew Davis	203	4.6	8.4	8.1	8.2	8.2	8.6	12.866

 H. Bar Score: **62.032** Running Score: **383.855**

Name	D	1	2	3	4	5	nd	AVE
1 Domenic Sciulli	1013	4.8	8.1	7.7	7.9	8.3	8.2	12.866
2 Angel Leon	1010	4.9	7.9	7.2	8.2	7.8	8.1	12.833
3 Jesse Tyndall	1018	4.7	8.3	8.5	8.3	8.7	8.8	13.200
4 Alec Yoder	1021	4.7	8.7	8.4	8.6	8.3	8.7	13.266
5 Max Andryushchenko	1001	5.0	8.0	8.1	8.7	7.9	8.5	13.200

 H. Bar Score: **65.365** Running Score: **399.754**

 Final Team Score: **383.855**

 Final Team Score: **399.754**

### All-Arounders

	Casanova	Davis
FX	13.533	13.533
PH	11.933	12.333
SR	13.633	13.633
VT	13.400	13.466
PB	12.900	13.466
HB	12.033	12.866
AA	77.432	79.297

### All-Arounders

	Andryushche
	13.500
	10.533
	13.833
	14.000
	13.133
	13.200
	78.199

 Judge's Signatures \* FX Lenny Lucarello, Ron Hill \* PH Clay Strofer, Evan Shaw \* SR Jerry Donahue, Sean Monaco \* VT Brian Richmond, Mike Heberle \* PB Nate Dobson, Tom Dunn \* HB George Krenk, Michael Ashe

 \* Head Judge FX Reid Holbrook, Bob Whitney, Lance Abie PH Ed Yakuhev, Eric Smith, Eric Briley SR Tom Varner, Vince Miller, Julio Bernel VT Mike Grandick, Howard Steere, Mike Za PB Bob Cass, Dean Dryer, Russ Young HB Brandon Bruen, Dave Johnson, Daniel F

Coach's Signature \_\_\_\_\_ Coach's Signature \_\_\_\_\_

# NCAA Gymnastics Score Sheet

Teams: Home Penn State Univ.

Visitor Univ. Of Illinois

Date Apr 19, 2019

Place State Farm Center

Attendance 0

Name	D	1	2	3	4	5	nd	AVE
1 Favian Valdez 1217	5.4	8.1	7.8	8.5	8.4	8.0		13.566
2 Brayden Borromeo 1202	4.8	8.6	8.5	8.7	8.8	8.6		13.433
3 Wyatt Tyndall 1216	5.2	9.0	8.8	9.0	8.9	9.1		14.166
4 Christoper Sands 1213	5.5	7.9	7.9	7.9	8.2	8.0		13.433
5 Brennan Pantazis 1211	5.6	8.9	8.7	9.0	8.6	8.8		14.400

Floor Score: 68.998 Running Score: 68.998

Name	D	1	2	3	4	5	nd	AVE
1 Blake Martin 413	4.9	8.7	8.8	8.5	8.7	8.8		13.633
2 Max Diab 403	5.4	8.3	8.3	8.6	8.1	8.2		13.666
3 Johnny Jacobson 408	5.3	8.3	8.4	8.4	8.4	8.4		13.700
4 Alex Diab 402	5.4	8.2	7.8	8.0	8.0	8.3		13.466
5 Sebastian Quiana 418	5.3	8.3	8.2	8.2	8.6	8.6		13.666

Floor Score: 68.131 Running Score: 68.131

Name	D	1	2	3	4	5	nd	AVE
1 Favian Valdez 1217	5.1	8.1	8.2	8.3	8.0	8.2		13.266
2 Michael Burns 1203	4.8	7.8	7.5	7.5	7.6	7.7		12.400
3 Nick Mock 1209	4.8	7.5	7.6	7.6	7.4	7.6		12.366
4 Jack Baldwin 1201	5.1	7.2	7.2	7.2	7.5	7.6		12.400
5 Stephen Nedorosic 1210	6.1	8.4	8.4	8.4	8.6	8.4		14.500

Pommel Score: 64.932 Running Score: 133.930

Name	D	1	2	3	4	5	nd	AVE
1 Blake Martin 413	4.7	8.9	8.7	8.8	8.6	9.0		13.500
2 Michael Fletcher 405	4.5	8.8	8.8	9.0	9.0	9.1		13.433
3 Tommy Mistretta 415	4.8	8.5	8.8	8.7	8.5	8.5		13.366
4 Ian Skirkey 419	5.1	7.8	8.0	8.2	7.9	8.2		13.133
5 Michael Paradise 417	5.9	9.1	8.8	9.0	8.8	9.0		14.833

Pommel Score: 68.265 Running Score: 136.396

Name	D	1	2	3	4	5	nd	AVE
1 Brayden Borromeo 1202	4.8	9.2	9.1	8.9	9.0	9.0		13.833
2 Greg Tamargo 1214	5.3	8.4	8.7	8.6	8.6	8.5		13.866
3 Parker Clayton 1204	5.1	8.8	8.8	9.2	9.1	9.0		14.066
4 Noah Roberson 1212	5.4	8.5	8.5	8.8	8.3	8.7		13.966
5 Issac Hammet 1206	5.6	8.6	8.5	9.0	8.7	9.0		14.366

Rings Score: 70.097 Running Score: 204.027

Name	D	1	2	3	4	5	nd	AVE
1 Jordan Kovach 410	4.6	8.9	8.8	8.9	9.3	9.2		13.600
2 Joel Diaz 404	5.1	8.5	8.6	9.0	8.8	8.8		13.833
3 Satchel Hudson 407	4.9	8.5	8.6	8.8	8.9	8.6		13.566
4 Max Diab 403	5.2	8.6	8.7	8.7	8.5	8.6		13.833
5 Alex Diab 402	5.7	9.2	9.1	9.2	9.2	9.4		14.900

Rings Score: 69.732 Running Score: 206.128

Name	D	1	2	3	4	5	nd	AVE
1 Wyatt Tyndall 1216	4.8	9.1	9.3	9.3	9.4	9.2		14.066
2 Parker Clayton 1204	4.8	8.1	8.3	8.2	8.1	8.1	-0.3	12.633
3 Brayden Borromeo 1202	4.8	9.2	9.2	9.0	9.2	9.2		14.000
4 Brennan Pantazis 1211	5.2	9.0	9.1	9.0	8.9	9.0	-0.3	13.900
5 Sam Zakutnev 1219	5.2	9.5	9.6	9.6	9.5	9.5		14.733

Vault Score: 69.332 Running Score: 273.359

Name	D	1	2	3	4	5	nd	AVE
1 Jordan Kovach 410	4.8	9.3	9.4	9.4	9.4	9.3		14.166
2 Michael Fletcher 405	5.2	9.3	9.2	9.3	9.3	9.3		14.500
3 Max Diab 403	5.2	9.0	9.1	8.9	8.9	9.0		14.166
4 Alex Diab 402	5.2	9.5	9.3	9.2	9.4	9.5		14.600
5 Jacob Light 412	5.2	9.0	9.0	9.0	9.1	9.1	-0.3	13.933

Vault Score: 71.365 Running Score: 277.493

Name	D	1	2	3	4	5	nd	AVE
1 Alex Frack 1205	4.7	8.4	8.3	8.6	8.7	8.9		13.266
2 Brennan Pantazis 1211	4.7	8.4	8.5	8.1	8.4	8.5		13.133
3 Michael Burns 1203	5.3	8.1	8.0	8.3	8.4	8.4		13.566
4 Wyatt Tyndall 1216	5.2	6.9	7.0	6.5	6.5	6.5		11.833
5 Sam Zakutnev 1219	5.6	8.6	9.1	8.8	8.8	9.0		14.466

P. Bar Score: 66.264 Running Score: 339.623

Name	D	1	2	3	4	5	nd	AVE
1 Jordan Kovach 410	5.1	8.0	8.1	8.1	8.1	8.2		13.200
2 Sebastian Quiana 418	5.5	8.3	8.2	8.3	8.2	8.3		13.766
3 Hamish Carter 401	4.8	7.9	8.4	8.2	8.3	8.2		13.033
4 Johnny Jacobson 408	5.4	6.0	6.5	5.7	6.0	5.9		11.366
5 Michael Fletcher 405	5.0	8.3	8.5	8.3	8.4	8.2		13.333

P. Bar Score: 64.698 Running Score: 342.191

Name	D	1	2	3	4	5	nd	AVE
1 Favian Valdez 1217	4.8	8.6	8.7	8.9	9.1	8.6		13.533
2 Christoper Sands 1213	4.8	8.3	8.4	8.2	8.4	8.6		13.166
3 Wyatt Tyndall 1216	4.7	8.5	8.4	8.3	8.5	8.7		13.166
4 Michael Burns 1203	4.9	8.8	8.5	9.0	8.5	8.7		13.566
5 Sam Zakutnev 1219	5.1	6.3	5.9	6.2	5.9	6.6		11.233

H. Bar Score: 64.664 Running Score: 404.287

Name	D	1	2	3	4	5	nd	AVE
1 Alex Diab 402	4.9	8.6	8.2	8.7	8.9	8.8		13.600
2 Ross Thompson 420	5.4	8.2	8.2	9.0	8.4	8.6		13.800
3 Sebastian Quiana 418	5.3	8.3	7.9	7.9	8.1	8.5		13.400
4 Michael Fletcher 405	4.9	8.3	8.4	8.2	8.3	8.4		13.233
5 Hamish Carter 401	5.4	8.7	8.7	8.7	8.3	8.7		14.100

H. Bar Score: 68.133 Running Score: 410.324

Final Team Score: 404.287

Final Team Score: 410.324

All-Arounders

All-Arounders

	FX	PH	SR	VT	PB	HB	AA

	FX	PH	SR	VT	PB	HB	AA

Judge's Signatures \* FX Lenny Lucarelo, Ron Hill \* PH Clay Strofer, Evan Shaw \* SR Jerry Donahue, Sean Monaco \* VT Brian Richmond, Mike Heberle \* PB Nate Dotson, Tom Dunn \* HB George Krenk, Michael Ashe  
 \* Head Judge FX Reid Holbrook, Bob Whitney, Lance Abie PH Ed Yakuhev, Eric Smith, Eric Briley SR Tom Varner, Vince Miller, Julio Bernel VT Mike Grandick, Howard Steere, Mike Za PB Bob Cass, Dean Dryer, Russ Young HB Brandon Bruen, Dave Johnson, Daniel F  
 Coach's Signature \_\_\_\_\_ Coach's Signature \_\_\_\_\_

# NCAA Gymnastics Score Sheet

Teams: Home Univ. Of Iowa Visitor Univ. Of Oklahoma

Date Apr 19, 2019 Place State Farm Center Attendance 0

Name	D	1	2	3	4	5	nd	AVE
1 Evan Davis 505	5.2	8.7	8.8	8.9	8.6	8.6		13.900
2 Kulani Taylor 515	4.8	8.9	9.1	9.2	9.0	9.1		13.866
3 Jake Brodarzon 502	4.7	8.3	8.1	8.1	8.3	8.0	-0.1	12.766
4 Andrew Herrador 507	5.2	8.4	8.5	8.4	8.2	8.5		13.633
5 Bennet Huang 509	5.3	8.5	8.6	8.2	8.3	8.4		13.700

Floor Score: 67.865 Running Score: 67.865

Name	D	1	2	3	4	5	nd	AVE
1 Levi Anderson 1101	5.4	8.8	8.5	9.0	8.7	9.0		14.233
2 Spencer Goodell 1104	5.1	8.4	8.6	8.4	8.8	8.5		13.600
3 Tanner Justus 1107	5.4	8.3	8.2	8.2	8.3	8.2		13.633
4 Vitaliy Guimaraes 1105	5.5	8.9	9.0	9.1	9.1	8.8		14.500
5 Gage Dyer 1103	5.7	8.8	8.6	8.8	8.8	8.6		14.433

Floor Score: 70.399 Running Score: 70.399

Name	D	1	2	3	4	5	nd	AVE
1 Andrew Herrador 507	4.2	8.4	8.2	8.4	8.4	8.2		12.533
2 Evan Davis 505	4.2	7.8	7.7	7.9	7.6	7.7		11.933
3 Addison Chung 504	4.2	7.2	7.6	7.3	7.3	7.6		11.600
4 Nicholas Merryman 512	4.8	7.5	7.2	7.6	7.7	7.4		12.300
5 Bennet Huang 509	4.8	8.6	8.5	8.7	8.8	8.6		13.433

Pommel Score: 61.799 Running Score: 129.664

Name	D	1	2	3	4	5	nd	AVE
1 Levi Anderson 1101	4.8	8.5	8.4	8.2	8.0	8.3		13.100
2 Tanner Justus 1107	5.0	8.5	8.3	8.5	8.5	8.1		13.433
3 Brian Schibler 1113	5.0	8.5	8.9	9.1	9.0	8.9		13.933
4 Genki Suzuki 1115	5.0	7.6	8.0	8.0	7.8	8.1		12.933
5 Yul Moldauer 1111	5.6	8.3	8.6	8.9	8.6	8.9		14.300

Pommel Score: 67.699 Running Score: 138.098

Name	D	1	2	3	4	5	nd	AVE
1 Evan Davis 505	4.2	9.2	9.5	9.4	9.5	9.4		13.633
2 Addison Chung 504	4.4	9.3	9.4	9.5	9.6	9.3		13.800
3 Tyler Bail 501	4.6	8.8	8.7	8.8	9.0	8.8		13.400
4 Brandon Wong 520	5.2	8.2	8.4	8.6	8.5	8.8		13.700
5 Jake Brodarzon 502	5.2	8.8	8.7	8.8	9.1	9.0		14.066

Rings Score: 68.599 Running Score: 198.263

Name	D	1	2	3	4	5	nd	AVE
1 Cameron Wright 1118	5.1	8.3	8.2	8.8	8.6	8.5		13.566
2 Matt Wenske 1117	5.1	8.4	8.3	8.0	8.6	8.7		13.533
3 Jake Malolev 1110	5.4	8.7	8.5	9.0	8.6	9.1		14.166
4 Peter Daggett 1102	5.4	9.3	9.0	9.2	9.2	9.2		14.600
5 Yul Moldauer 1111	5.8	9.0	9.2	9.4	9.1	9.4		15.033

Rings Score: 70.898 Running Score: 208.996

Name	D	1	2	3	4	5	nd	AVE
1 Bennet Huang 509	4.8	9.3	9.1	9.2	9.1	9.0		13.933
2 Addison Chung 504	4.8	9.5	9.3	9.5	9.5	9.6		14.300
3 Mitchell Mandozzi 511	4.9	9.6	9.6	9.7	9.7	9.7		14.566
4 Jake Brodarzon 502	4.8	9.3	9.3	9.4	9.4	9.4	-0.1	14.066
5 Stewart Brown 503	5.2	8.4	8.2	8.3	8.3	8.4		13.533

Vault Score: 70.398 Running Score: 268.661

Name	D	1	2	3	4	5	nd	AVE
1 Vitaliy Guimaraes 1105	5.2	9.5	9.4	9.6	9.6	9.6		14.766
2 Alexei Vernyi 1116	5.2	9.0	9.3	9.1	9.2	9.2		14.366
3 Matt Wenske 1117	5.2	9.3	9.3	9.3	9.2	9.3		14.500
4 Gage Dyer 1103	5.2	9.3	9.2	9.4	9.2	9.3		14.466
5 Tanner Justus 1107	5.2	8.9	9.0	8.7	8.7	8.9	-0.1	13.933

Vault Score: 72.031 Running Score: 281.027

Name	D	1	2	3	4	5	nd	AVE
1 Nicholas Merryman 512	4.3	9.2	9.3	9.0	9.0	8.9		13.366
2 Mitchell Mandozzi 511	4.4	7.9	7.9	8.2	8.1	8.2		12.466
3 Rogelio Vazquez 518	5.0	7.9	7.9	8.0	8.1	7.9		12.933
4 Stewart Brown 503	4.8	9.0	8.7	8.9	8.8	8.9		13.666
5 Jake Brodarzon 502	4.9	8.6	8.9	8.5	8.5	8.4		13.433

P. Bar Score: 65.864 Running Score: 334.525

Name	D	1	2	3	4	5	nd	AVE
1 Peter Daggett 1102	5.2	8.6	9.0	8.9	8.8	9.0		14.100
2 Matt Wenske 1117	5.4	8.7	8.6	8.8	8.9	8.9		14.200
3 Levi Anderson 1101	5.1	8.3	8.3	8.6	8.6	8.6		13.600
4 Genki Suzuki 1115	5.3	8.1	7.9	8.2	8.2	8.0		13.400
5 Yul Moldauer 1111	6.1	8.2	8.5	8.7	8.7	8.7		14.733

P. Bar Score: 70.033 Running Score: 351.060

Name	D	1	2	3	4	5	nd	AVE
1 Bennet Huang 509	4.3	8.8	8.8	8.8	8.7	9.2		13.100
2 Evan Davis 505	4.7	8.8	8.7	8.7	8.9	8.7		13.433
3 Jake Brodarzon 502	3.9	8.6	8.5	8.8	8.6	8.4		12.466
4 Rogelio Vazquez 518	4.5	8.5	8.2	9.0	8.9	8.8		13.233
5 Andrew Herrador 507	5.0	8.6	8.4	8.5	8.9	8.8		13.633

H. Bar Score: 65.865 Running Score: 400.390

Name	D	1	2	3	4	5	nd	AVE
1 Peter Daggett 1102	5.2	8.4	8.4	8.5	8.1	8.5		13.633
2 Gage Dyer 1103	5.2	8.2	8.1	9.0	8.6	8.5		13.633
3 Alexei Vernyi 1116	4.9	7.8	7.7	8.4	8.6	8.3		13.066
4 Genki Suzuki 1115	5.4	8.3	8.6	8.6	8.4	8.8		13.933
5 Levi Anderson 1101	5.7	8.1	7.9	8.1	8.3	8.3		13.866

H. Bar Score: 68.131 Running Score: 419.191

Final Team Score: **400.390**

Final Team Score: **419.191**

## All-Arounders

	Brodarzon	Huang			
FX	12.766	13.700			
PH	11.766	13.433			
SR	14.066	13.433			
VT	14.066	13.933			
PB	13.433	12.766			
HB	12.466	13.100			
AA	78.563	80.365			

## All-Arounders



Judge's Signatures \* FX \_\_\_\_\_ \* PH \_\_\_\_\_ \* SR \_\_\_\_\_ \* VT \_\_\_\_\_ \* PB \_\_\_\_\_ \* HB \_\_\_\_\_  
Lenny Lucarelli, Ron Hill Clay Strofer, Evan Shaw Jerry Donahue, Sean Monaco Brian Richmond, Mike Heberle Nate Dotson, Tom Dunn George Krenk, Michael Ashe







\* Head Judge \_\_\_\_\_  
Reid Holbrook, Bob Whitney, Lance Abie Ed Yakuhev, Eric Smith, Eric Briley Tom Varner, Vince Miller, Julio Bernel Mike Grandick, Howard Steere, Mike Za Bob Cass, Dean Dryer, Russ Young Brandon Bruen, Dave Johnson, Daniel F

Coach's Signature \_\_\_\_\_ Coach's Signature \_\_\_\_\_

# 2019 NCAA Championships - Qualifier

## Team Results

Apr 19, 2019

Rank	Gym	Team	Score						
1	Oklahoma	X	419.191	70.399 1	67.699 2	70.898 1	72.031 1	70.033 1	68.131 2
2	Illinois	X	410.324	68.131 4	68.265 1	69.732 3	71.365 2	64.698 4	68.133 1
3	PSU	X	404.287	68.998 2	64.932 3	70.097 2	69.332 5	66.264 2	64.664 5
4	Iowa	X	400.390	67.865 6	61.799 5	68.599 4	70.398 4	65.864 3	65.865 3
5	OSU	X	399.754	68.598 3	63.331 4	67.464 5	70.864 3	64.132 5	65.365 4
6	Army	X	383.855	68.065 5	57.764 6	67.065 6	68.631 6	60.298 6	62.032 6







# 2019 NCAA Championships - Qualifier

## Event Results - AA

Apr 19, 2019

Page: 1  
Printed: 4/19/2019 9:41:37 PM

Men / 10  
Session: 2

Rank	Num	Name	Gym							AA
1	509	Bennet Huang	Iowa	13.700	13.433	13.433	13.933	12.766	13.100	80.365
2	203	Mathew Davis	Army	13.533	12.333	13.633	13.466	13.466	12.866	79.297
3	502	Jake Brodarzon	Iowa	12.766	11.766	14.066	14.066	13.433	12.466	78.563
4	1001	Max Andryushchenko	OSU	13.500	10.533	13.833	14.000	13.133	13.200	78.199
5	201	Cole Casanova	Army	13.533	11.933	13.633	13.400	12.900	12.033	77.432
6	1608	Kevin Portofee	W&M	12.833	10.966	12.566	13.300	12.333	12.000	73.998
7	1502	Sam Montague	UIC	12.533	11.266	12.533	12.833	12.400	10.333	71.898
8	1611	Nate Winneg	W&M	12.433	10.966	11.400	13.200	11.900	11.433	71.332

# 2019 NCAA Championships - Qualifier

Page: 1  
Printed: 4/19/2019 9:41:21 PM

## Event Results - Floor

Men / 10  
Session: 2

Apr 19, 2019



Rank	Num	Name	Gym	D	Exec	ND	Score	Out
1	1018	Jesse Tyndall	OSU	5.700	8.900	-.-	14.600	0.000
2	1021	Alec Yoder	OSU	5.500	9.033	-.-	14.533	0.067
3	1105	Vitaliy Guimaraes	Oklahoma	5.500	9.000	-.-	14.500	0.100
4	1103	Gage Dyer	Oklahoma	5.700	8.733	-.-	14.433	0.167
5	1211	Brennan Pantazis	PSU	5.600	8.800	-.-	14.400	0.200
6T	1101	Levi Anderson	Oklahoma	5.400	8.833	-.-	14.233	0.367
6T	1002	Joey Bonanno	OSU	5.700	8.533	-.-	14.233	0.367
8	1216	Wyatt Tyndall	PSU	5.200	8.966	-.-	14.166	0.434
9*	1602	Cutter Fugett	W&M	5.200	8.700	-.-	13.900	0.700
9*	505	Evan Davis	Iowa	5.200	8.700	-.-	13.900	0.700
11	515	Kulani Taylor	Iowa	4.800	9.066	-.-	13.866	0.734
12	204	Erik Del Cid	Army	4.800	9.033	-.-	13.833	0.767
13*	509	Bennet Huang	Iowa	5.300	8.400	-.-	13.700	0.900
13*	408	Johnny Jacobson	Illinois	5.300	8.400	-.-	13.700	0.900
15T	209	Elliott Herman	Army	5.000	8.666	-.-	13.666	0.934
15T	418	Sebastian Quiana	Illinois	5.300	8.366	-.-	13.666	0.934
15T	403	Max Diab	Illinois	5.400	8.266	-.-	13.666	0.934
18T	413	Blake Martin	Illinois	4.900	8.733	-.-	13.633	0.967
18T	507	Andrew Herrador	Iowa	5.200	8.433	-.-	13.633	0.967
18T	1107	Tanner Justus	Oklahoma	5.400	8.233	-.-	13.633	0.967
21	1104	Spencer Goodell	Oklahoma	5.100	8.500	-.-	13.600	1.000
22	1217	Favian Valdez	PSU	5.400	8.166	-.-	13.566	1.034
23T	203	Mathew Davis	Army	5.400	8.233	-0.1	13.533	1.067
23T	201	Cole Casanova	Army	5.300	8.233	-.-	13.533	1.067
25T	211	Mitchell McHugh	Army	4.900	8.600	-.-	13.500	1.100
25T	1001	Max Andryushchenko	OSU	5.000	8.500	-.-	13.500	1.100
27	402	Alex Diab	Illinois	5.400	8.066	-.-	13.466	1.134
28T	1202	Brayden Borromeo	PSU	4.800	8.633	-.-	13.433	1.167
28T	1213	Christoper Sands	PSU	5.500	7.933	-.-	13.433	1.167
30	1501	Kaleb Booth	UIC	5.100	8.300	-.-	13.400	1.200
31	1605	Collin Lillie	W&M	4.700	8.333	-.-	13.033	1.567
32	1608	Kevin Portofee	W&M	4.700	8.133	-.-	12.833	1.767
33	502	Jake Brodarzon	Iowa	4.700	8.166	-0.1	12.766	1.834
34	1009	Jacob Gricar	OSU	5.200	7.466	-.-	12.666	1.934
35	1006	Chris Coombs	OSU	5.400	7.266	-0.1	12.566	2.034
36	1502	Sam Montague	UIC	5.200	7.333	-.-	12.533	2.067
37	1611	Nate Winneg	W&M	3.600	8.833	-.-	12.433	2.167

# 2019 NCAA Championships - Qualifier

## Event Results - Pommel

Apr 19, 2019



Rank	Num	Name	Gym	D	Exec	ND	Score	Out
1	417	Michael Paradise	Illinois	5.900	8.933	--	14.833	0.000
2	1210	Stephen Nedoroscik	PSU	6.100	8.400	--	14.500	0.333
3	1021	Alec Yoder	OSU	6.200	8.166	--	14.366	0.467
4	1111	Yul Moldauer	Oklahoma	5.600	8.700	--	14.300	0.533
5	1113	Brian Schibler	Oklahoma	5.000	8.933	--	13.933	0.900
6T	1008	Trevor Cummings	OSU	5.000	8.533	--	13.533	1.300
6T	1603	Jacopo Gliozzi	W&M	5.700	7.833	--	13.533	1.300
8	413	Blake Martin	Illinois	4.700	8.800	--	13.500	1.333
9T	405	Michael Fletcher	Illinois	4.500	8.933	--	13.433	1.400
9T	509	Bennet Huang	Iowa	4.800	8.633	--	13.433	1.400
9T	1107	Tanner Justus	Oklahoma	5.000	8.433	--	13.433	1.400
12	415	Tommy Mistretta	Illinois	4.800	8.566	--	13.366	1.467
13	1217	Favian Valdez	PSU	5.100	8.166	--	13.266	1.567
14	419	Ian Skirkey	Illinois	5.100	8.033	--	13.133	1.700
15	1101	Levi Anderson	Oklahoma	4.800	8.300	--	13.100	1.733
16	1115	Genki Suzuki	Oklahoma	5.000	7.933	--	12.933	1.900
17T	1015	Luke Smigliani	OSU	4.700	7.866	--	12.566	2.267
17T	210	Matthew Martin	Army	5.200	7.366	--	12.566	2.267
19	507	Andrew Herrador	Iowa	4.200	8.333	--	12.533	2.300
20T	1203	Michael Burns	PSU	4.800	7.600	--	12.400	2.433
20T	1201	Jack Baldwin	PSU	5.100	7.300	--	12.400	2.433
22	1209	Nick Mock	PSU	4.800	7.566	--	12.366	2.467
23T	203	Mathew Davis	Army	4.000	8.333	--	12.333	2.500
23T	1602	Cutter Fugett	W&M	4.200	8.133	--	12.333	2.500
25	512	Nicholas Merryman	Iowa	4.800	7.500	--	12.300	2.533
26	1016	David Szarvas	OSU	5.500	6.566	--	12.066	2.767
27T	505	Evan Davis	Iowa	4.200	7.733	--	11.933	2.900
27T	201	Cole Casanova	Army	5.000	6.933	--	11.933	2.900
29	502	Jake Brodarzon	Iowa	3.900	7.866	--	11.766	3.067
30	504	Addison Chung	Iowa	4.200	7.400	--	11.600	3.233
31	1502	Sam Montague	UIC	3.100	8.166	--	11.266	3.567
32	216	Liam O'Hara	Army	4.600	6.566	--	11.166	3.667
33	219	Rex Scott	Army	4.700	6.366	--	11.066	3.767
34	221	Brandon Shively	Army	4.800	6.233	--	11.033	3.800
35T	1608	Kevin Portofee	W&M	3.300	7.666	--	10.966	3.867
35T	1611	Nate Winneg	W&M	4.000	6.966	--	10.966	3.867
37	1609	Spencer Schrandt	W&M	5.300	5.533	--	10.833	4.000
38	1007	Robert Costea	OSU	4.700	6.100	--	10.800	4.033
39	1001	Max Andryushchenko	OSU	4.000	6.533	--	10.533	4.300

# 2019 NCAA Championships - Qualifier

Page: 1  
Printed: 4/19/2019 9:41:25 PM

## Event Results - Rings

Men / 10  
Session: 2

Apr 19, 2019



Rank	Num	Name	Gym	D	Exec	ND	Score	Out
1	1111	Yul Moldauer	Oklahoma	5.800	9.233	..	15.033	0.000
2	402	Alex Diab	Illinois	5.700	9.200	..	14.900	0.133
3	1102	Peter Daggett	Oklahoma	5.400	9.200	..	14.600	0.433
4	1206	Issac Hammet	PSU	5.600	8.766	..	14.366	0.667
5	1110	Jake Maloley	Oklahoma	5.400	8.766	..	14.166	0.867
6T	1204	Parker Clayton	PSU	5.100	8.966	..	14.066	0.967
6T	502	Jake Brodarzon	Iowa	5.200	8.866	..	14.066	0.967
8	1212	Noah Roberson	PSU	5.400	8.566	..	13.966	1.067
9T	1214	Greg Tamargo	PSU	5.300	8.566	..	13.866	1.167
9T	1610	David Watkins	W&M	5.500	8.366	..	13.866	1.167
11T	1202	Brayden Borromeo	PSU	4.800	9.033	..	13.833	1.200
11*	1001	Max Andryushchenko	OSU	5.100	8.733	..	13.833	1.200
11*	404	Joel Diaz	Illinois	5.100	8.733	..	13.833	1.200
11T	403	Max Diab	Illinois	5.200	8.633	..	13.833	1.200
15	504	Addison Chung	Iowa	4.400	9.400	..	13.800	1.233
16	1020	Alexander Wilson	OSU	5.500	8.266	..	13.766	1.267
17	520	Brandon Wong	Iowa	5.200	8.500	..	13.700	1.333
18	1010	Angel Leon	OSU	4.700	8.966	..	13.666	1.367
19T	505	Evan Davis	Iowa	4.200	9.433	..	13.633	1.400
19T	203	Mathew Davis	Army	4.500	9.133	..	13.633	1.400
19T	201	Cole Casanova	Army	5.000	8.633	..	13.633	1.400
22	410	Jordan Kovach	Illinois	4.600	9.000	..	13.600	1.433
23T	407	Satchel Hudson	Illinois	4.900	8.666	..	13.566	1.467
23T	1118	Cameron Wright	Oklahoma	5.100	8.466	..	13.566	1.467
25	1117	Matt Wenske	Oklahoma	5.100	8.433	..	13.533	1.500
26T	509	Bennet Huang	Iowa	4.300	9.133	..	13.433	1.600
26T	1007	Robert Costea	OSU	4.600	8.833	..	13.433	1.600
26T	1603	Jacopo Gliozzi	W&M	5.000	8.433	..	13.433	1.600
29	501	Tyler Ball	Iowa	4.600	8.800	..	13.400	1.633
30	209	Elliott Herman	Army	4.600	8.766	..	13.366	1.667
31	223	Darrel Yamamura	Army	4.400	8.833	..	13.233	1.800
32	214	Mitchell Monahan	Army	4.500	8.700	..	13.200	1.833
33	1011	Sean Neighbarger	OSU	4.500	8.266	..	12.766	2.267
34	1608	Kevin Portofee	W&M	4.000	8.566	..	12.566	2.467
35	1502	Sam Montague	UIC	4.100	8.433	..	12.533	2.500
36	1611	Nate Winneg	W&M	4.100	7.300	..	11.400	3.633



# 2019 NCAA Championships - Qualifier

Page: 1  
Printed: 4/19/2019 9:41:27 PM

## Event Results - Vault

Men / 10  
Session: 2

Apr 19, 2019



Rank	Num	Name	Gym	D	Exec	ND	Score	Out
1	1105	Vitaliy Guimaraes	Oklahoma	5.200	9.566	-.-	14.766	0.000
2	1219	Sam Zakutney	PSU	5.200	9.533	-.-	14.733	0.033
3	402	Alex Diab	Illinois	5.200	9.400	-.-	14.600	0.166
4T	511	Mitchell Mandozzi	Iowa	4.900	9.666	-.-	14.566	0.200
4T	1605	Collin Lillie	W&M	5.200	9.366	-.-	14.566	0.200
6*	1117	Matt Wenske	Oklahoma	5.200	9.300	-.-	14.500	0.266
6*	405	Michael Fletcher	Illinois	5.200	9.300	-.-	14.500	0.266
8	1103	Gage Dyer	Oklahoma	5.200	9.266	-.-	14.466	0.300
9T	1002	Joey Bonanno	OSU	5.200	9.266	-0.1	14.366	0.400
9*	1116	Alexei Vernyi	Oklahoma	5.200	9.166	-.-	14.366	0.400
9*	1011	Sean Neighbarger	OSU	5.200	9.166	-.-	14.366	0.400
12	204	Erik Del Cid	Army	4.800	9.533	-.-	14.333	0.433
13	504	Addison Chung	Iowa	4.800	9.500	-.-	14.300	0.466
14	1607	Tim O'Neill	W&M	5.200	9.000	-.-	14.200	0.566
15T	410	Jordan Kovach	Illinois	4.800	9.366	-.-	14.166	0.600
15T	1020	Alexander Wilson	OSU	5.200	9.066	-0.1	14.166	0.600
15T	403	Max Diab	Illinois	5.200	8.966	-.-	14.166	0.600
18T	502	Jake Brodarzon	Iowa	4.800	9.366	-0.1	14.066	0.700
18T	1216	Wyatt Tyndall	PSU	4.800	9.266	-.-	14.066	0.700
20*	1202	Brayden Borromeo	PSU	4.800	9.200	-.-	14.000	0.766
20*	1001	Max Andryushchenko	OSU	4.800	9.200	-.-	14.000	0.766
22*	1012	Dexter Roettker	OSU	4.800	9.166	-.-	13.966	0.800
22*	220	Graham Shaw	Army	4.800	9.166	-.-	13.966	0.800
24T	509	Bennet Huang	Iowa	4.800	9.133	-.-	13.933	0.833
24T	412	Jacob Light	Illinois	5.200	9.033	-0.3	13.933	0.833
24T	1107	Tanner Justus	Oklahoma	5.200	8.833	-0.1	13.933	0.833
27	1211	Brennan Pantazis	PSU	5.200	9.000	-0.3	13.900	0.866
28	503	Stewart Brown	Iowa	5.200	8.333	-.-	13.533	1.233
29T	219	Rex Scott	Army	4.400	9.066	-.-	13.466	1.300
29T	203	Mathew Davis	Army	4.800	8.666	-.-	13.466	1.300
31	201	Cole Casanova	Army	5.200	8.200	-.-	13.400	1.366
32	1608	Kevin Portofee	W&M	4.000	9.400	-0.1	13.300	1.466
33T	1611	Nate Winneg	W&M	4.000	9.200	-.-	13.200	1.566
33T	1604	Jack Hasenkopf	W&M	5.200	8.100	-0.1	13.200	1.566
35	1502	Sam Montague	UIC	4.800	8.033	-.-	12.833	1.933
36	1204	Parker Clayton	PSU	4.800	8.133	-0.3	12.633	2.133

# 2019 NCAA Championships - Qualifier

Page: 1  
Printed: 4/19/2019 9:41:29 PM

## Event Results - P Bars

Men / 10  
Session: 2

Apr 19, 2019



Rank	Num	Name	Gym	D	Exec	ND	Score	Out
1	1111	Yul Moldauer	Oklahoma	6.100	8.633	..	14.733	0.000
2	1219	Sam Zakutney	PSU	5.600	8.866	..	14.466	0.267
3	1117	Matt Wenske	Oklahoma	5.400	8.800	..	14.200	0.533
4	1102	Peter Daggett	Oklahoma	5.200	8.900	..	14.100	0.633
5	1021	Alec Yoder	OSU	5.500	8.366	..	13.866	0.867
6	418	Sebastian Quiana	Illinois	5.500	8.266	..	13.766	0.967
7	503	Stewart Brown	Iowa	4.800	8.866	..	13.666	1.067
8	1101	Levi Anderson	Oklahoma	5.100	8.500	..	13.600	1.133
9	1203	Michael Burns	PSU	5.300	8.266	..	13.566	1.167
10	203	Mathew Davis	Army	4.800	8.666	..	13.466	1.267
11	502	Jake Brodarzon	Iowa	4.900	8.533	..	13.433	1.300
12	1115	Genki Suzuki	Oklahoma	5.300	8.100	..	13.400	1.333
13	512	Nicholas Merryman	Iowa	4.300	9.066	..	13.366	1.367
14	405	Michael Fletcher	Illinois	5.000	8.333	..	13.333	1.400
15	1013	Domenic Sciulli	OSU	5.000	8.300	..	13.300	1.433
16	1205	Alex Frack	PSU	4.700	8.566	..	13.266	1.467
17	410	Jordan Kovach	Illinois	5.100	8.100	..	13.200	1.533
18	1011	Sean Neighbarger	OSU	4.900	8.266	..	13.166	1.567
19T	1211	Brennan Pantazis	PSU	4.700	8.433	..	13.133	1.600
19T	1001	Max Andryushchenko	OSU	5.100	8.033	..	13.133	1.600
21	401	Hamish Carter	Illinois	4.800	8.233	..	13.033	1.700
22	518	Rogelio Vazquez	Iowa	5.000	7.933	..	12.933	1.800
23	201	Cole Casanova	Army	4.900	8.000	..	12.900	1.833
24	509	Bennet Huang	Iowa	4.500	8.266	..	12.766	1.967
25	218	Kiernan Reagan	Army	4.300	8.400	..	12.700	2.033
26T	511	Mitchell Mandozzi	Iowa	4.400	8.066	..	12.466	2.267
26T	1606	Andrew Lyubovsky	W&M	5.100	7.366	..	12.466	2.267
28	1502	Sam Montague	UIC	4.300	8.100	..	12.400	2.333
29	1608	Kevin Portofee	W&M	3.500	8.833	..	12.333	2.400
30	1006	Chris Coombs	OSU	4.700	7.300	..	12.000	2.733
31	217	Elijah-Ty Phelps	Army	4.000	7.966	..	11.966	2.767
32	1611	Nate Winneg	W&M	4.400	7.500	..	11.900	2.833
33	1216	Wyatt Tyndall	PSU	5.200	6.633	..	11.833	2.900
34	1018	Jesse Tyndall	OSU	5.000	6.800	..	11.800	2.933
35	408	Johnny Jacobson	Illinois	5.400	5.966	..	11.366	3.367
36	213	Zachary Mitchell	Army	3.900	5.366	..	9.266	5.467

# 2019 NCAA Championships - Qualifier

Page: 1  
Printed: 4/19/2019 9:41:32 PM

## Event Results - H Bar

Men / 10  
Session: 2

Apr 19, 2019



Rank	Num	Name	Gym	D	Exec	ND	Score	Out
1	401	Hamish Carter	Illinois	5.400	8.700	--	14.100	0.000
2	1115	Genki Suzuki	Oklahoma	5.400	8.533	--	13.933	0.167
3	1101	Levi Anderson	Oklahoma	5.700	8.166	--	13.866	0.234
4	420	Ross Thompson	Illinois	5.400	8.400	--	13.800	0.300
5T	507	Andrew Herrador	Iowa	5.000	8.633	--	13.633	0.467
5*	1103	Gage Dyer	Oklahoma	5.200	8.433	--	13.633	0.467
5*	1102	Peter Daggett	Oklahoma	5.200	8.433	--	13.633	0.467
8	402	Alex Diab	Illinois	4.900	8.700	--	13.600	0.500
9	1203	Michael Burns	PSU	4.900	8.666	--	13.566	0.534
10	1217	Favian Valdez	PSU	4.800	8.733	--	13.533	0.567
11	505	Evan Davis	Iowa	4.700	8.733	--	13.433	0.667
12	418	Sebastian Quiana	Illinois	5.300	8.100	--	13.400	0.700
13	1021	Alec Yoder	OSU	4.700	8.566	--	13.266	0.834
14T	518	Rogelio Vazquez	Iowa	4.500	8.733	--	13.233	0.867
14T	405	Michael Fletcher	Illinois	4.900	8.333	--	13.233	0.867
16T	1018	Jesse Tyndall	OSU	4.700	8.500	--	13.200	0.900
16T	1001	Max Andryushchenko	OSU	5.000	8.200	--	13.200	0.900
18T	1216	Wyatt Tyndall	PSU	4.700	8.466	--	13.166	0.934
18T	1213	Christopher Sands	PSU	4.800	8.366	--	13.166	0.934
20	509	Bennet Huang	Iowa	4.300	8.800	--	13.100	1.000
21	1116	Alexei Vernyi	Oklahoma	4.900	8.166	--	13.066	1.034
22T	203	Mathew Davis	Army	4.600	8.266	--	12.866	1.234
22T	1013	Domenic Sciulli	OSU	4.800	8.066	--	12.866	1.234
24	1010	Angel Leon	OSU	4.900	7.933	--	12.833	1.267
25	1601	David Allen	W&M	5.000	7.666	--	12.666	1.434
26	223	Darrel Yamamura	Army	4.400	8.233	--	12.633	1.467
27	219	Rex Scott	Army	4.600	8.000	--	12.600	1.500
28	502	Jake Brodarzon	Iowa	3.900	8.566	--	12.466	1.634
29	1606	Andrew Lyubovsky	W&M	5.300	7.100	--	12.400	1.700
30	201	Cole Casanova	Army	4.400	7.633	--	12.033	2.067
31	1608	Kevin Portofee	W&M	3.800	8.200	--	12.000	2.100
32	213	Zachary Mitchell	Army	3.800	8.100	--	11.900	2.200
33	1611	Nate Winneg	W&M	4.000	7.433	--	11.433	2.667
34	1219	Sam Zakutney	PSU	5.100	6.133	--	11.233	2.867
35	1502	Sam Montague	UIC	3.900	6.433	--	10.333	3.767