

PENN STATE MEN'S LACROSSE

GAME 8: PENN STATE at CLEVELAND STATE MARCH 23, 2019 | KRENZLER FIELD | CLEVELAND, OHIO

PROJECTED STARTING LINES (Numerical)

ATTACK	GP-GS	G	A	PTS
#1 Grant Ament	6-6	10	46	56
#3 Mac O'Keefe	6-6	31	7	38
#7 TJ Malone	6-0	17	4	21
#14 Dylan Foulds	6-6	17	1	18

MIDFIELD	GP-GS	G	A	PTS
#13 Nick Spillane	6-6	13	7	20
#25 Jack Kelly	6-6	16	1	17
#26 Dan Reaume	6-5	6	3	9

DEFENSE MIDFIELD	GP-GS	G	GB	CT
#19 Brian Townsend	6-0	2	5	0
#21 Nick McEvoy	6-0	1	8	1
#23 Tommy Wright*	6-0	0	14	5
#31 Kevin Fox*	6-0	2	10	5

CLOSE DEFENSE	GP-GS	G	GB	CT
#16 Chris Sabia	6-6	1	15	10
#43 Nick Cardile	6-6	0	10	6
#44 Brayden Peck	6-6	0	9	3

GOAL	GP-GS	MIN	GA	SAVE
#34 Colby Kneese	6-6	363:12	59	72

FACEOFF	GP-GS	GB	F/O	PCT.
#40 Gerard Arceri	6-0	62	100-157	.637

*-Long Stick Middies

2019 SCHEDULE

6-1 OVERALL | 0-0 BIG TEN
3-0 HOME • 1-1 AWAY • 2-0 NEUTRAL

F2!	VILLANOVA	W, 17-7
F9!	ROBERT MORRIS	W, 27-10
F16	at Stony Brook	W, 17-4
F23	at Yale	L, 13-14

M2	Penn	W, 15-14
M8	vs. Cornell(1)	W, 19-13
M10	vs. Jacksonville(1)	W, 24-11
M23	at Cleveland State	12 p.m.
M31*	at Maryland	7 p.m.

A7*%	OHIO STATE	7 p.m.
A13*%	at Michigan	noon
A21*	JOHNS HOPKINS	noon
A27*	RUTGERS	2:30 p.m.

M2	Big Ten Tournament(2)	TBA
M4	Big Ten Tournament(2)	TBA
M8	NCAA Play-In Game(3)	TBA
M11	NCAA First Round(3)	TBA
M12	NCAA First Round(3)	TBA
M18	NCAA Quarterfinals(4)	TBA
M19	NCAA Quarterfinals(5)	TBA
M25	NCAA Semifinals(6)	TBA
M27	NCAA Final(6)	TBA

* – Big Ten Conference game • \$ – Exhibition game
% – Creator's Trophy game • All times Eastern
Home games in CAPS at Panzer Stadium (! in Holuba Hall)

- (1) Charlotte, N.C.
- (2) Piscataway, N.J.
- (3) Campus Sites
- (4) Hempstead, N.Y.
- (5) East Hartford, Conn.
- (6) Philadelphia, Pa.

THE MATCH-UP

Penn State and Cleveland State will match-up for the third consecutive year. Penn State holds a 2-0 lead in the series and both games were played in University Park. In 2018, Penn State won 16-5 and Dylan Foulds had a break-out game with four goals and Nick Spillane led the team with six points on four assists and two goals.

WEEK 5 ROUND-UP

Let's throw it back to week 4 for the recap since week 5 was a bye week for the Nittany Lions.

Penn State took down former-No. 3 Cornell, 19-13, on Friday night, and then followed it up with a 24-11 win over Jacksonville on Sunday to be the lone team to go 2-0 at the Crown Lacrosse Classic in Charlotte.

Over the that weekend Penn State saw junior faceoff man Gerard Arceri surpass the school's career faceoff wins record. On his 14th faceoff win of the game against Jacksonville on Sunday, Arceri became the Penn State record holder for career faceoff wins with 511, he now sits at 512 for his career. Starting the day at third on the all-time list, Arceri passed both second-place Greg Gurenlian (508; 2003-06) and first-place Danny Henneghan (510; 2010-13), to take sole possession of the top.

The Nittany Lions also saw redshirt junior Grant Ament take hold of the PSU single season assists record. On his seventh assist of the afternoon on Sunday, Ament broke the Penn State single season assist record of 44 set by both Gary Martin (1982) and Jeff Connor (1988). Ament is now at 110 career assists, good for second all-time, trailing only Martin who recorded 156 from 1981-84.

NCAA STAT RANKINGS

As a team, the Nittany Lions currently ran No. 1 in the nation in six categories. They are the top team in man-up offense (0.652), points per game (30.71), scoring margin (8.43), scoring offense (18.86), assists per game (11.86), and shot percentage (.436).

Redshirt junior Grant Ament currently leads the nation in assists per game at 6.57 as well as points per game at 8.00.

Junior Mac O'Keefe holds the top spot in goals per game at 4.43 and is second in individual man-up goals at 5. O'Keefe is also seventh in points per game at 5.43.

Freshman TJ Malone is fifth in both shot percentage (.607) and seventh in man up goals (4).

Junior Gerard Arceri is ninth in the nation in faceoff winning percentage at .637 and eighth in groundballs at 8.86.

ACTIVE STREAKS

Redshirt junior Grant Ament has the fourth longest point scoring streak in the nation, recording a point in all 38 of his career games played are 60-110-170. Senior Pat Spencer of Loyola currently leads the list at 57 as a senior at 118-188-306. Ament's streak is the longest active in the Big Ten with Michigan's Brent Noseworthy following at 33 games.

Junior Mac O'Keefe is on a 14 game goal scoring streak, dating back to March 17, 2018. He has scored 51 goals during that time.

DRAFTED

Penn State saw Chris Sabia and Nick Spillane picked in the top-10 of the 2019 Major League Lacrosse Draft on March 8 in at the NASCAR Hall of Fame in Charlotte, N.C.

Sabia, a defenseman from Harleysville, Pennsylvania, was selected in the first round at the No. 8 pick and the first selection by the Dallas Rattlers. "I am extremely honored to have been drafted by the Dallas Rattlers," Sabia said of his selection. "I'd especially like to thank Coach [Jeff] Tambroni and Coach [Peter] Toner. They have done a tremendous job allowing me to grow as a player and a young man."

Spillane, a midfielder from Franklin Square, New York, was the first pick of the second round, No. 10 overall, by the Ohio Machine. "Getting drafted is an unbelievable feeling," Spillane said of his selection. "There have been so many people who have had an unmeasurable impact on my growth as a person and a player. I am so thankful for the opportunity to join the [Ohio] Machine organization. I wouldn't be here without the help of all of my coaches, especially Coach [Jeff] Tambroni. From the day I stepped on campus, he challenged me to grow and develop into a better player and teammate. I am so grateful for all the time and effort he has put into me, which has definitely allowed me to grow and mature through my four years."

2019 BROADCAST SCHEDULE

March 31 - 7 pm	at Maryland	BTN
April 7 - 7 pm.	Ohio State	BTN
April 21 - 12 pm	Johns Hopkins	ESPN2
April 27 - 2:30 pm	Rutgers	BTN

2019 PENN STATE MEN'S LACROSSE

MORE THAN A NUMBER

Penn State has special meaning behind the jersey numbers 11 and 16.

Matt Donnelly has proven his perseverance throughout his career and was given the No. 11 jersey as a freshman as the No. 11 is presented to a young man who has persevered in the face of adversity. Donnelly lost his father during his junior year of high school. The jersey number 11, worn by Michael Jacober, 2002-05, has become symbolic of the strength and compassion of the 2005 Penn State lacrosse team who rallied around Michael after his family was tragically killed in a plane crash during his senior season year.

The No. 16 uniform will be worn by Chris Sabia in 2019 as he was selected by former Nittany Lion Ryan Keenan to next wear the number, which has been presented annually, since 2016, to a senior who best represents the "Heart of a Competitor" in honor of our "Teammate for Life" Connor Darcey. Connor passed away tragically on June 12, 2015 in a car accident, prior to his redshirt junior season. The No. 16 is passed down by the student-athlete who had the honor of wearing the No. 16 during the previous season.

CAPTAINS

The Penn State head coach Jeff Tambroni named Mike Aronow, Matt Donnelly and Chris Sabia as captains for 2019.

Aronow, a native of Holbrook, N.Y., returns as team captain after being the only underclassman in the role in 2018, an honor he received after missing all of the 2017 season due to injury. In his comeback season as a redshirt junior, Aronow started all 14 games at defender, causing 11 turnovers, which was good for second on the team. He added 24 ground balls and an assist in 2018.

Donnelly, a native of Sewell, N.J., played in all 14 games in 2018, including earning four starts. He scored eight goals and added five assists for 13 points. He also added seven ground balls and two caused turnovers on the season. Donnelly has also proven his perseverance throughout his career, and was given the No. 11 jersey as a freshman.

Sabia has started all 45 games in his collegiate career, and has accumulated 51 career turnovers, 75 ground balls, six goals and an assist in his time at Penn State. The defenseman has earned both conference and national recognition as he was named both a 2017 and 2018 All-Big Ten second team honoree and was a USILA honorable mention All-American in 2017 and 2018 as well.

ARCERI, AMENT ON TEWAARATON WATCH LIST

Penn State men's lacrosse juniors Grant Ament and Gerard Arceri were named to the 2019 Tewaaron Watch List by the Tewaaron Foundation committee.

Ament, a redshirt junior from Doylestown, Pennsylvania, has made his first appearance on a Tewaaron Watch List.

This marks Arceri's third-straight appearance on the watch list as he was named added in the first round of addition in the 2017 season and was on the first edition in 2018. He made it to the final 25 and was considered a Tewaaron Nominee in 2018.

SABIA NAMED SENIOR CLASS AWARD CANDIDATE

Penn State men's lacrosse senior Chris Sabia has been named one of 30 candidates for the 2019 Senior CLASS Award® in collegiate lacrosse. To be eligible for the award, a student-athlete must be classified as an NCAA Division I senior and have notable achievements in four areas of excellence: community, classroom, character and competition.

Sabia has excelled in all four areas.

Sabia, a labor and employment relations major, is also earning a business minor and will graduate with both to his name in his four years at Penn State. He has earned Academic All-Big Ten honors during both of his eligible seasons.

The defenseman has been a staple in leading the Penn State men's lacrosse team in the community. He led and put together a group of 10 teammates to participate in a day of volunteer work at the Habitat for Humanity of Greater Centre County & ReStore this past fall, and he has also participated in many other community service events. He was a part of the 2018 State College Sustainability and Diversity Expo, where he shared research and information on different initiatives in the local area. Each of the last four years, Sabia has helped freshmen move into their dorms on campus on Move-In Day and has participated in the "Day of Giving" on Penn State's campus the last four years as well. He has built a relationship with the Wounded Warriors Project by participating in the Wounded Warrior Walk, Run and Roll even, as well as a wheelchair basketball event.

Sabia was named a 2018-19 team captain for his work ethic and his competitive nature that helps lead the Penn State men's lacrosse team.

Sabia is also a two-year veteran of Penn State's Athletics Directors Leadership Institute.

The 30 candidates will be narrowed to 10 finalists later in the season, and those 10 names will be placed on the official ballot. Ballots will be distributed through a nationwide voting system to media, coaches and fans, who will select one candidate who best exemplifies excellence in the four Cs of community, classroom, character and competition.

NATIONAL RANKING TRENDS

WEEK	USILA	IL	US LAX MAG
PRE	9	9	11
1	4	4	5
2	2	2	2
3	5	5	5
4	6	T-4	6
5	1	1	2
6	1	1	2

2019 AWARDS

Grant Ament

2x Big Ten Player of the Week (2/5, 3/12)
2x USILA Team of the Week (2/12, 3/12)
US Lacrosse National Player of the Week (3/12)
2019 Tewaaron Watch List (2/28)

TJ Malone

3x Big Ten Freshman of the Week (2/5, 2/12, 3/12)

Mac O'Keefe

Big Ten Player of the Week (2/19)
USILA Team of the Week (2/19)

Nick Spillane

Big Ten Player of the Week (3/5)
USILA Team of the Week (3/5)

Colby Kneese

Big Ten Specialist of the Week (2/5)

Gerard Arceri

Big Ten Specialist of the Week (3/21)
2019 Tewaaron Watch List (2/28)

Chris Sabia

Senior CLASS Award Candidate

2019 PENN STATE MEN'S LACROSSE

2019 ROSTER

No.	Name	Position	Year	Height	Weight	Hometown/High School/Last College
1	Grant Ament	A	R-Jr.	5-9	165	Doylestown, Pa. / The Haverford School
2	TJ Connellan	D	Jr.	6-1	185	Cazenovia, N.Y. / Cazenovia
3	Mac O'Keefe	A	Jr.	6-0	180	Syosset, N.Y. / Syosset
4	Bobby Burns	M	So.	5-10	185	Smithtown, N.Y. / Smithtown East
5	Kevin Hill	M	Sr.	5-11	190	Webster, N.Y. / Webster Thomas
6	Brandon Stern	M	R-Jr.	5-11	175	Cherry Hill, N.J. / Cherry Hill East
7	TJ Malone	A	Fr.	5-11	180	West Chester, Pa. / The Haverford School
8	Mike Shinske	M	So.	5-11	185	Medford, N.J. / Shawnee
9	Mitch Schaefer	M	Jr.	5-11	165	Canandaigua, N.Y. / Canandaigua Academy
10	John Nostrant	M	So.	5-8	160	Haverford, Pa. / The Haverford School
11	Matt Donnelly	A	Sr.	5-7	165	Sewell, N.J. / Clearview Regional
12	Seamus Glynn	A/M	Fr.	6-0	185	Villanova, Pa. / Malvern Prep
13	Nick Spillane	M	Sr.	5-10	190	Franklin Square, N.Y. / Carey
14	Dylan Foulds	A	R-Jr.	6-0	180	Port Coquitlam, B.C. (Canada) / Terry Fox Secondary
15	Robby Black	M	Sr.	6-4	205	Lutherville, Md. / McDonogh School
16	Chris Sabia	D	Sr.	6-2	200	Harleysville, Pa. / The Haverford School
17	Mike Aronow	D	R-Sr.	5-11	185	Holbrook, N.Y. / Sachem North
18	Joey Soran	D	So.	6-4	220	Aurora, Colo. / Regis Jesuit
19	Brian Townsend	M	So.	6-0	170	Silver Spring, Md. / Gonzaga College
20	Malcolm Glendinning	LSM	So.	5-10	185	Lafayette Hill, Pa. / Chestnut Hill Academy/Boston U
21	Nick McEvoy	M	Jr.	5-10	185	Washington, D.C. / Gonzaga College
23	Tommy Wright	LSM	R-Jr.	6-1	200	Garden City, N.Y. / Garden City
25	Jack Kelly	M	So.	6-1	190	Scarborough, Ontario, Canada / Birchmount Park, C.I.
26	Dan Reaume	M	R-Fr.	6-0	180	Beverly Hills, Mich. / Brother Rice
27	Barrett Sutley	M	Jr.	6-2	195	Owings Mills, Md. / McDonogh School
28	Cole Willard	A/M	So.	5-11	165	Cazenovia, N.Y. / Cazenovia
29	Tommy Baker	LSM	Fr.	6-1	175	Syracuse, N.Y. / West Genesee
30	Jake Glatz	M	So.	5-10	195	Shrewsbury, Pa. / Boys' Latin
31	Kevin Fox	D	Sr.	5-9	170	Annapolis, Md. / St. Mary's - Annapolis
32	Dean Lamela	D	Sr.	6-2	205	Brick, N.J. / The Lawrenceville School
33	Jack Traynor	A	Fr.	5-9	170	Downingtown, Pa. / Malvern Prep
34	Colby Kneese	G	Jr.	5-10	175	Dallas, Texas / Highland Park
35	CJ Battaglia	D	Fr.	5-10	160	Webster, N.Y. / Webster Thomas
38	Dylan Sulzbach	G	So.	5-8	180	Pittsford, N.Y. / Salisbury School
40	Gerard Arceri	M	Jr.	6-0	200	St. James, N.Y. / Smithtown East
41	Trevor Scollins	G	Sr.	6-1	175	Marshfield, Mass. / Marshfield
42	Joe White	A	Fr.	6-0	180	Richmond, Va. / Collegiate School
43	Nick Cardile	D	Jr.	6-1	185	West Grove, Pa. / Avon Grove
44	Brayden Peck	D	So.	5-11	190	West Grove, Pa. / Avon Grove
45	Jake McCaughan	D	So.	6-0	180	Medford, N.J. / St. Augustine Prep
46	Aleric Fyock	G	Fr.	6-1	220	Bowie, Maryland / St. Mary's - Annapolis
47	Brett Funk	D	Fr.	5-9	170	Medford, N.J. / Shawnee
48	Jordan Donaghy	M	Fr.	5-8	170	Westchester, Pa. / Malvern Prep
49	Nate Buller	A	Fr.	6-0	190	Herndon, Va. / Landon School
50	Brett Hobbs	M	Fr.	6-3	225	Wilmington, Del. / Salesianum

HEAD COACH: Jeff Tambroni (Hobart '92), Ninth Season

ASSOCIATE HEAD COACH: Peter Toner (Springfield '03), Ninth Season

ASSISTANT COACH: John Haus (Maryland '13), Second Season

DIRECTOR OF OPERATIONS: Taylor Mendoza (SUNY-Cortland '13), Second Season

VOLUNTEER ASSISTANT COACH: John Hogan (Cornell '15), Second Season

PRONUNCIATIONS

Aleric Fyock	al-la-RICK Fy-OCK	Haus	Hass
		Kneese	CUH-Niece
Ament	Aye-ment	Lamela	Lah-Mel-UH
Arceri	ARE-sair-ee	McCaughan	Mac-CAWN
Aronow	air-RUH-now	Reaume	ray-oom
Cardile	CAR-deal	Sabia	SAY-bee-uh
Connellan	cuh-NELL-in	Tambroni	Tam-BRO-Knee
Donaghy	donna-GEE		
Foulds	Folds		

2019 PENN STATE MEN'S LACROSSE




GRANT AMENT
#1 | R-JR. | ATTACK



GERARD ARCERI
#40 | JR. | MIDFIELD



MIKE ARONOW
#17 | R-SR. | DEFENSE



TOMMY BAKER
#29 | FR. | MIDFIELD



CJ BATTAGLIA
#35 | FR. | DEFENSE




ROBBY BLACK
#15 | SR. | MIDFIELD



NATE BULLER
#49 | FR. | ATTACK




BOBBY BURNS
#4 | SO. | MIDFIELD



NICK CARDILE
#43 | JR. | DEFENSE



TJ CONNELLAN
#2 | JR. | DEFENSE



JORDAN DONAGHY
#48 | FR. | MIDFIELD



MATT DONNELLY
#11 | SR. | ATTACK




DYLAN FOULDS
#14 | R-JR. | ATTACK




KEVIN FOX
#31 | SR. | DEFENSE



BRETT FUNK
#47 | FR. | DEFENSE



ALERIC FYOCK
#46 | FR. | GOALIE



JAKE GLATZ
#30 | SO. | MIDFIELD




MALCOLM GLENDINNING
#20 | SO. | MIDFIELD



SEAMUS GLYNN
#12 | FR. | MIDFIELD



KEVIN HILL
#5 | SR. | MIDFIELD




BRETT HOBBS
#50 | FR. | MIDFIELD



JACK KELLY
#29 | SO. | MIDFIELD




COLBY KNEESE
#34 | JR. | GOALIE




DEAN LAMELA
#32 | SR. | DEFENSE



TJ MALONE
#7 | FR. | ATTACK




JAKE MCCAUGHAN
#45 | SO. | DEFENSE




NICK MCEVOY
#21 | JR. | MIDFIELD



JOHN NOSTRANT
#10 | SO. | MIDFIELD




MAC O'KEEFE
#3 | JR. | ATTACK




BRAYDEN PECK
#44 | SO. | DEFENSE




DAN REAUME
#26 | R-FR. | MIDFIELD




CHRIS SABIA
#25 | SR. | DEFENSE




MITCH SCHAEFER
#9 | JR. | MIDFIELD



TREVOR SCOLLINS
#41 | SR. | GOALIE




MIKE SHINSKE
#8 | SO. | MIDFIELD




JOEY SORAN
#18 | SO. | DEFENSE



NICK SPILLANE
#13 | SR. | MIDFIELD



BRANDON STERN
#6 | R-JR. | MIDFIELD




DYLAN SULZBACH
#38 | SO. | GOALIE



BARRETT SUTLEY
#27 | JR. | MIDFIELD



BRIAN TOWNSEND
#119 | SO. | MIDFIELD



JACK TRAYNOR
#33 | FR. | ATTACK



JOE WHITE
#42 | FR. | ATTACK



COLE WILLARD
#28 | SO. | ATTACK/MID



TOMMY WRIGHT
#23 | R-JR. | DEFENSE



JEFF TAMBRONI
HEAD COACH



PETER TONER
ASSOCIATE HEAD COACH



JOHN HAUS
ASSISTANT COACH

#BRICKSQUAD

2019 PENN STATE MEN'S LACROSSE



HEAD COACH JEFF TAMBRONI

Ninth Year | Hobart '92

Career Record: 177-90 (.663) / 18 Seasons | At Penn State: 68-50 (.576) / Eight Season

2009 USILA DI COACH OF THE YEAR
2011 CAA CO-COACH OF THE YEAR
2013 CAA COACH OF THE YEAR
2014 U.S. MEN'S NATIONAL TEAM ASSISTANT COACH
HOBART HALL OF FAME (CLASS OF '18)

Jeff Tambroni, who is in his ninth season at Penn State in 2019, has a 177-90 career record, and a 68-50 record at the helm of the Nittany Lion squad.

Tambroni led the Nittany Lions to the NCAA Tournament in 2013 and 2017.

Tambroni, one of the sport's most decorated coaches, enters the 2019 season eighth among all active Division I coaches in career win percentage. In 2018, the Nittany Lions went 8-6 overall, 2-3 in Big Ten play. Throughout the season, Penn State grabbed ranked wins over No. 13 Penn, 10-7, and the program's first win over No. 5 Johns Hopkins, 14-12. Gerard Arceri made a name for himself on a national level with a 68.1-winning percentage at the 'x,' earning 216 wins on the season. He scooped up an impressive 145 groundballs, for 10.36 per game average, adding a career-best six goals, while dishing out one assist. His percentage at the face and his ground balls per game were both good for fourth in the NCAA and led the Big Ten. He was named the Big Ten Specialist of the Year, First Team All-Big Ten, and USILA third team All-Americans. Mac O'Keefe was also named first-team All-Big Ten, and was a USILA honorable-mention All-American along with Chris Sabia. Ryan Keenan was selected to the USILA North-South Team, and was drafted 54th in the MLL Draft to the Ohio Machine.

In 2018, Tambroni led the Nittany Lions to a 12-4 record, just the seventh double-digit win season, and only the second in the last 20 seasons (2013, 2017). Penn State set a program record, opening the season with a 10-0 record for the best start in school history. The 10th win highlighted the streak as Penn State took down No. 5 Ohio State, 9-4, to earn just the eighth victory in program history over a top-five team. Penn State also earned their first winning record in Big Ten play, going 3-2. Tambroni saw three student-athletes earn USILA All-America honorable mention honors, while Nick Aponte earned a USILA Scholar All-America accolades.

Penn State's 2013 campaign saw Tambroni lead Penn State to one of the greatest seasons in program history while celebrating its 100th season. The Nittany Lions set a record for wins (12) and earned the program's first outright regular-season conference title by sweeping the CAA with a 6-0 record. PSU rattled off 10-straight wins from March through May to earn the school's third NCAA bid and first chance to host an NCAA Tournament game.

The program's 12 wins in 2017 tied the record. There have been four USILA Scholar All-America honorees under Tambroni and 14 USILA All-Americans during his time at Penn State.

Tambroni was named USILA Division I Coach of the Year following the 2009 season while at Cornell and was tabbed the 2007 and 2009 Field Turf/NCAA Division I Coach of the Year. Tambroni was also the 2004 and 2009 Ithaca Journal Male Coach of the Year and a three-time National Coach of the Week.

While at Cornell, Tambroni became the 10th-fastest coach to reach the 100-win mark when he accomplished the feat in his 134th career game in March 2010.

During his tenure, his players earned 37 first-team All-Ivy honors, including five Ivy League awards, and three conference Rookie of the Year selections. Thirty-nine players, also garnered All-America recognition.

A 1992 graduate, Tambroni earned his bachelor's degree in American studies. He claimed first-team All-America honors as a senior and was twice named a second-team All-American (1990-91). The MVP of the 1990 NCAA title game, Tambroni helped lead the team to back-to-back NCAA championships (1990-91) and left Hobart tied for seventh on the school's all-time scoring list with 202 points, and currently sits in eighth.

Before embarking upon his collegiate coaching career, Tambroni coached the Heaton Mersey Lacrosse Club of the English Lacrosse Union for one year and served as a visiting coach for the Czech-American Lacrosse Foundation in Prague in the summer of 1996.

Tambroni and his wife, Michelle, have three daughters, Carissa, Madison, and Ella. Michelle played field hockey at Penn State from 1988-90 and earned All-America honors as a senior.

TAMBRONI YEAR-BY-YEAR

Season	Overall	Pct.	Conf.	Pct.	Finish	Championships	Postseason Finish
2001	7-6	.538	4-2	.667	T-2nd		
2002	11-4	.733	4-2	.667	T-2nd		NCAA Quarterfinals
2003	9-4	.692	5-1	.833	T-1st	Co-Ivy Champions	
2004	9-5	.643	5-1	.833	T-1st	Co-Ivy Champions	NCAA Quarterfinals
2005	11-3	.786	6-0	1.000	1st	Ivy Champions	NCAA Quarterfinals
2006	11-3	.786	5-1	.833	T-1st	Co-Ivy Champions	NCAA First Round
2007	15-1	.938	6-0	1.000	1st	Ivy Champions	NCAA Semifinals
2008	11-4	.733	5-1	.833	T-1st	Co-Ivy Champions	NCAA First Round
2009	13-4	.764	5-1	.833	T-1st	Co-Ivy Champions	NCAA Runner-Up
2010	12-6	.667	4-2	.667	T-1st	Co-Ivy Champions	NCAA Semifinals
<i>At Cornell (10)</i>	<i>109-40</i>	<i>.732</i>	<i>49-11</i>	<i>.817</i>		<i>8 Ivy League Titles</i>	<i>8 NCAA Tournaments</i>
2011	7-7	.500	4-2	.667	2nd		CAA Tournament
2012	9-6	.600	5-1	.833	2nd		CAA Tournament
2013	12-5	.706	6-0	1.000	1st	CAA Regular Season	NCAA First Round
2014	7-6	.538	3-2	.600	3rd		
2015	5-9	.357	2-3	.400	4th		Big Ten Semifinals
2016	8-7	.533	2-3	.400	4th		Big Ten Semifinals
2017	12-4	.750	3-2	.600	4th		NCAA First Round
2018	8-6	.571	2-3	.400	5th		
<i>At PSU (8)</i>	<i>68-50</i>	<i>.576</i>	<i>27-15</i>	<i>.643</i>		<i>1 CAA Title</i>	<i>2 NCAA Tourney</i>
Career (18)	177-90	.663	76-27	.738		9 League Titles	10 NCAA Appearances

#WEARE

2019 PENN STATE MEN'S LACROSSE

2019 PENN STATE MEN'S LACROSSE

OVERALL: 6-1 • BIG TEN: 0-0 • Home: 3-0 • Away: 1-1 • Neutral: 2-0

Date	Opponent	Result	Score	Overall	B1G	Att.	Goal Scorers	Goalkeeper (Record)
Feb. 2	VILLANOVA®	W	17-7	1-0	0-0	875	Ament (3), Malone (3), Foulds (3), O'Keefe (2), Spillane (2), Hill (1), Reaume (1), Willard (1), Arceri (1)	Kneese (1-0)
Feb. 9	ROBERT MORRIS®	W	27-7	2-0	0-0	826	O'Keefe (5), Malone (4), Kelly (3), Spillane (2), Foulds (2), Traynor (2), Ament (1), McEvoy (1), Reaume (1), Townsend (1), Burns (1), Buller (1), Arceri (1), Fox (1), Sutley (1)	Kneese (2-0)
Feb. 16	Stony Brook	W	17-4	3-0	0-0	1330	O'Keefe (7), Kelly (3), Malone (2), Traynor (2), Ament (1), Reaume (1), Foulds (1)	Kneese (3-0)
Feb. 25	#7 Yale	L	13-14	3-1	0-0	1980	O'Keefe (5), Ament (2), Spillane (2), Kelly (2), Foulds (1), Reaume (1)	Kneese (3-1)
Mar. 2	PENN	W	15-14	4-1	0-0	530	Spillane (3), O'Keefe (3), Kelly (3), Foulds (3), Ament (1), Malone (1), Willard (1)	Kneese (4-1)
Mar. 8	vs. #3 Cornell*	W	19-13	5-1	0-0	503	O'Keefe (6), Spillane (4), Foulds (4), Reaume (2), Townsend (1), Kelly (1), Traynor (1)	Kneese (5-1)
Mar. 2	vs. Jacksonville*	W	24-11	6-1	0-0	1934	Malone (7), Kelly (4), O'Keefe (3), Foulds (3), Ament (2), Nostrant (1), Sabia (1), Glatz (1), Fox (1), Hobbs (1)	Kneese (6-1)

Home games in CAPS at Panzer Stadium

@ Home game played at Holuba Hall

* Games played in Charlotte, N.C. at the Crown Classic

ATTENDANCE SUMMARY

	Games	Total Attendance	Average
Home	3	2231	744
Away	2	3310	1655
Neutral	2	2437	1219
All games	7	7979	1140

#BRICKSQUAD

2019 PENN STATE MEN'S LACROSSE

Penn State Combined Team Statistics All games (as of Mar 10, 2019)

RECORD:	OVERALL	HOME	AWAY	NEUTRAL
ALL GAMES	6-1	3-0	1-1	2-0
CONFERENCE	0-0	0-0	0-0	0-0
NON-CONFERENCE	6-1	3-0	1-1	2-0

Date	Opponent	Score	Att.	##	PLAYER	GP	G	A	Pts	Sh	Up	Dn	GB	Faceoff
Feb 02	VILLANOVA	w 17-7	875	1	Grant Ament	7	10	46	56	28	0	0	9	0-0
Feb 09	ROBERT MORRIS	w 27-10	826	3	Mac O'Keefe	7	31	7	38	65	5	0	14	0-0
Feb 16	at SBU	w 17-4	1330	7	TJ Malone	7	17	4	21	28	4	0	6	0-0
Feb 23	at #6 Yale Bulldogs	L 13-14	1980	13	Nick Spillane	7	13	7	20	28	1	0	13	0-0
Mar 02	PENN	w 15-14	530	14	Dylan Foulds	7	17	2	19	35	2	0	7	0-0
Mar 08	vs #2 Cornell	w 19-13	503	25	Jack Kelly	7	16	1	17	31	2	0	2	0-0
Mar 10	vs Jacksonville	w 24-11	1934	26	Dan Reaume	7	6	3	9	15	0	0	2	0-0
				33	Jack Traynor	7	5	2	7	14	0	0	6	0-0
				40	Gerard Arceri	7	2	1	3	5	0	0	62	100-157
				50	Brett Hobbs	3	1	2	3	5	0	0	1	0-0
				12	Seamus Glynn	4	0	3	3	3	0	0	1	0-0
				19	Brian Townsend	7	2	0	2	6	0	1	5	0-0
				28	Cole Willard	6	2	0	2	4	0	0	6	0-0
				31	Kevin Fox	7	2	0	2	2	0	0	10	0-0
				49	Nate Buller	5	1	1	2	6	0	0	0	0-0
				21	Nick McEvoy	7	1	1	2	3	0	0	8	5-14
				42	Joe White	4	0	2	2	3	0	0	2	0-0
				5	Kevin Hill	1	1	0	1	5	1	0	0	0-0
				4	Bobby Burns	7	1	0	1	5	0	0	8	0-0
				16	Chris Sabia	7	1	0	1	2	0	0	15	0-0
				10	John Nostrant	3	1	0	1	2	0	0	1	0-0
				30	Jake Glatz	6	1	0	1	1	0	0	9	28-51
				27	Barrett Sutley	3	1	0	1	1	0	0	1	0-0
				11	Matt Donnelly	5	0	1	1	2	0	0	1	0-0
				43	Nick Cardile	7	0	0	0	2	0	0	10	0-0
				23	Tommy Wright	7	0	0	0	1	0	0	14	0-0
				15	Robby Black	7	0	0	0	1	0	0	2	0-0
				48	Jordan Donaghy	5	0	0	0	0	0	0	2	0-7
				47	Brett Funk	2	0	0	0	0	0	0	0	0-0
				45	Jake McCaughan	4	0	0	0	0	0	0	1	0-0
				44	Brayden Peck	7	0	0	0	0	0	0	9	0-0
				41	Trevor Scollins	4	0	0	0	0	0	0	3	0-0
				38	Dylan Sulzbach	2	0	0	0	0	0	0	0	0-0
				35	CJ Battaglia	4	0	0	0	0	0	0	0	0-0
				34	Colby Kneese	7	0	0	0	0	0	0	15	0-0
				32	Dean Lamela	4	0	0	0	0	0	0	1	0-0
				20	Malcolm Glendinning	3	0	0	0	0	0	0	1	0-0
				17	Mike Aronow	2	0	0	0	0	0	0	3	0-0
				8	Mike Shinske	3	0	0	0	0	0	0	0	0-0
				6	Brandon Stern	3	0	0	0	0	0	0	0	0-0
				2	TJ Connellan	6	0	0	0	0	0	0	3	0-0
					Total	7	132	83	215	303	15	1	253	133-229
					Opponents	7	73	36	109	283	11	0	216	96-229

TEAM STATISTICS	PSUMLAX	OPP
SHOT STATISTICS		
Goals-Shot attempts	132-303	73-283
Goals scored per game	18.86	10.43
Shot pct.	.436	.258
Shots on goal-Attempts	207-303	160-283
SOG pct.	.683	.565
Shots/Game	43.3	40.4
Assists	83	36
MAN-UP OPPORTUNITIES		
Goals-Opportunities	15-23	11-26
Conversion Percent	.652	.423
GOAL BREAKDOWN		
Total Goals	132	73
Man-up	15	11
Man-down	1	0
Unassisted	49	37
Overtime	0	0
Goals scored average	18.86	10.43
GROUND BALLS		
	253	216
TURNOVERS		
	114	106
CAUSED TURNOVERS		
	56	75
FACEOFFS (W-L)		
	133-229	96-229
Faceoff W-L Pct.	.581	.419
CLEARs		
	121-140	101-126
Clear Pct.	.864	.802
PENALTIES		
Number	27	23
Minutes	22:00	15:30
ATTENDANCE		
Total	2231	3310
Dates/Avg Per Date	3/744	2/1655
Neutral Site #/Avg	2/1218	

## Goalie	GP	Min.	GA	GAAvg	Save	Pct	W-L-T
38	Dylan Sulzbach	2	10:22	1	5.79	4	.800 0-0-0
34	Colby Kneese	7	363:12	59	9.75	72	.550 6-1-0
41	Trevor Scollins	4	46:26	13	16.80	11	.458 0-0-0
	Total	7	420:00	73	10.43	87	.544 6-1-0
	Opponents	7	420:00	132	18.86	75	.362 1-6-0

Goals by Period	1st	2nd	3rd	4th	Total
Penn State	43	34	30	25	132
Opponents	17	14	21	21	73

Saves by Period	1st	2nd	3rd	4th	Total
Penn State	24	20	21	22	87
Opponents	35	19	11	10	75

Shots by Period	1st	2nd	3rd	4th	Total
Penn State	103	80	65	55	303
Opponents	70	68	72	73	283

Shots on Goal	1st	2nd	3rd	4th	Total
Penn State	78	53	41	35	207
Opponents	41	34	42	43	160

2019 PENN STATE MEN'S LACROSSE

2019 PENN STATE TEAM HIGHS

POINTS	43	vs Robert Morris (Feb 09)
	39	vs Jacksonville (Mar 10)
GOALS	27	vs Robert Morris (Feb 09)
	24	vs Jacksonville (Mar 10)
ASSISTS	16	vs Robert Morris (Feb 09)
	15	vs Jacksonville (Mar 10)
SHOTS	51	vs Robert Morris (Feb 09)
	49	vs Villanova (Feb 02)
SHOT PERCENT	.529 (27-51)	vs Robert Morris (Feb 09)
	.514 (19-37)	vs Cornell (Mar 08)
SHOTS ON GOAL	41	vs Robert Morris (Feb 09)
	34	vs Jacksonville (Mar 10)
ON GOAL PERCENT	.865 (32-37)	vs Cornell (Mar 08)
	.804 (41-51)	vs Robert Morris (Feb 09)
SAVES	20	vs Villanova (Feb 02)
	17	vs Robert Morris (Feb 09)
GROUND BALLS	52	vs Jacksonville (Mar 10)
	45	vs Cornell (Mar 08)
FACEOFF PERCENT	.744 (29-39)	vs Jacksonville (Mar 10)
	.694 (25-36)	vs Cornell (Mar 08)
TURNOVERS	21	vs Jacksonville (Mar 10)
	20	vs Cornell (Mar 08)
CAUSED TURNOVERS	11	at Yale Bulldogs (Feb 23)
	9	vs Cornell (Mar 08)
	9	vs Robert Morris (Feb 09)

2019 OPPONENT TEAM HIGHS

POINTS	25	at Yale Bulldogs (Feb 23)
	20	vs Cornell (Mar 08)
GOALS	14	vs PENN (Mar 02)
	14	at Yale Bulldogs (Feb 23)
ASSISTS	11	at Yale Bulldogs (Feb 23)
	7	vs Cornell (Mar 08)
SHOTS	50	vs Robert Morris (Feb 09)
	48	vs Villanova (Feb 02)
SHOT PERCENT	.419 (13-31)	vs Cornell (Mar 08)
	.359 (14-39)	at Yale Bulldogs (Feb 23)
SHOTS ON GOAL	27	vs Robert Morris (Feb 09)
	27	vs Villanova (Feb 02)
ON GOAL PERCENT	.677 (21-31)	vs Cornell (Mar 08)
	.615 (24-39)	at Yale Bulldogs (Feb 23)
SAVES	14	vs Robert Morris (Feb 09)
	13	vs Cornell (Mar 08)
GROUND BALLS	40	at Yale Bulldogs (Feb 23)
	32	vs Jacksonville (Mar 10)
	32	vs PENN (Mar 02)
	32	vs Villanova (Feb 02)
FACEOFF PERCENT	.806 (25-31)	at Yale Bulldogs (Feb 23)
	.469 (15-32)	vs PENN (Mar 02)
TURNOVERS	23	at Yale Bulldogs (Feb 23)
	16	vs Cornell (Mar 08)
	16	vs Robert Morris (Feb 09)
CAUSED TURNOVERS	19	vs Cornell (Mar 08)
	12	vs Jacksonville (Mar 10)

2019 PENN STATE MEN'S LACROSSE

2019 PENN STATE INDIVIDUAL HIGHS

POINTS	10	Grant Ament vs Jacksonville (Mar 10)
	10	Grant Ament vs Villanova (Feb 02)
GOALS	7	TJ Malone vs Jacksonville (Mar 10)
	7	Mac O'Keefe at SBU (Feb 16)
ASSISTS	9	Grant Ament vs Cornell (Mar 08)
	8	Grant Ament vs Jacksonville (Mar 10)
SHOTS	13	Mac O'Keefe at SBU (Feb 16)
	12	Mac O'Keefe vs Cornell (Mar 08)
SHOTS ON GOAL	9	Mac O'Keefe vs Cornell (Mar 08)
	8	Mac O'Keefe at SBU (Feb 16)
	8	Mac O'Keefe vs Robert Morris (Feb 09)
SAVES	19	Colby Kneese vs Villanova (Feb 02)
	11	Colby Kneese vs PENN (Mar 02)
	11	Colby Kneese vs Robert Morris (Feb 09)
GROUND BALLS	18	Gerard Arceri vs Cornell (Mar 08)
	9	Gerard Arceri vs Jacksonville (Mar 10)
	9	Gerard Arceri at SBU (Feb 16)
	9	Gerard Arceri vs Villanova (Feb 02)
CAUSED TURNOVER	3	Chris Sabia at Yale Bulldogs (Feb 23)
	3	Chris Sabia vs Robert Morris (Feb 09)
FACEOFFS WON	25	Gerard Arceri vs Cornell (Mar 08)
	17	Gerard Arceri vs PENN (Mar 02)

2019 OPPONENT INDIVIDUAL HIGHS

POINTS	7	Morrill, Jackson at Yale Bulldogs (Feb 23)
	5	Jack Dolan vs Jacksonville (Mar 10)
	5	Teat, Jeff vs Cornell (Mar 08)
	5	Goldner, Adam vs PENN (Mar 02)
	5	Lulley, Sean vs PENN (Mar 02)
	5	GIBSON, Tyson vs Robert Morris (Feb 09)
GOALS	5	Goldner, Adam vs PENN (Mar 02)
	3	Jack Dolan vs Jacksonville (Mar 10)
	3	Dwayne Mattushik vs Jacksonville (Mar 10)
	3	Handley, Sam vs PENN (Mar 02)
	3	Gaudet, Matt at Yale Bulldogs (Feb 23)
	3	Rooney, Brendan at Yale Bulldogs (Feb 23)
	3	GIBSON, Tyson vs Robert Morris (Feb 09)
ASSISTS	5	Morrill, Jackson at Yale Bulldogs (Feb 23)
	3	Teat, Jeff vs Cornell (Mar 08)
	3	Lulley, Sean vs PENN (Mar 02)
SHOTS	10	Goldner, Adam vs PENN (Mar 02)
	9	Mathias, Simon vs PENN (Mar 02)
	9	SCHMIDT, Matt vs Robert Morris (Feb 09)
SHOTS ON GOAL	6	KEALEY, Corson vs Robert Morris (Feb 09)
	6	Froccaro, Joey vs Villanova (Feb 02)
SAVES	12	Junkin, Reed vs PENN (Mar 02)
	12	HEGER, Alex vs Robert Morris (Feb 09)
GROUND BALLS	22	Ierlan, TD at Yale Bulldogs (Feb 23)
	11	Gallagher, Kyle vs PENN (Mar 02)
CAUSED TURNOVER	5	Wallace, Fleet vs Cornell (Mar 08)
	4	Salvatore, Brandon vs Cornell (Mar 08)
	4	Doria, Dom vs Cornell (Mar 08)
FACEOFFS WON	25	Ierlan, TD at Yale Bulldogs (Feb 23)
	15	Gallagher, Kyle vs PENN (Mar 02)

2019 PENN STATE MEN'S LACROSSE

NCAA STATISTICAL RANKINGS

Penn St. - 2018-19 Men's Lacrosse Ranking Summary thru games 03/17/2019

Statistic	National Rank	Conference Rank	Value	National Leader	Value	Conference Leader	Value
Assists Per Game (73 ranked)	1	1	11.86	Penn St.	11.86	Penn St.	11.86
Caused Turnovers Per Game (73 ranked)	38	2	8.00	Hampton	12.80	Michigan	9.50
Clearing Percentage (73 ranked)	16	3	0.864	Villanova	0.931	Ohio St.	0.879
Face-Off Winning Percentage (73 ranked)	21	3	0.581	Yale	0.783	Ohio St.	0.600
Ground Balls Per Game (73 ranked)	13	1	36.14	Lehigh	41.50	Penn St.	36.14
Man-Down Defense (73 ranked)	58	6	0.577	Army West Point	0.905	Rutgers	0.850
Man-Up Offense (72 ranked)	1	1	0.652	Penn St.	0.652	Penn St.	0.652
Points Per Game (73 ranked)	1	1	30.71	Penn St.	30.71	Penn St.	30.71
Saves Per Game (73 ranked)	30	4	12.43	NJIT	16.38	Rutgers	14.63
Scoring Defense (73 ranked)	23	3	10.43	Army West Point	7.75	Maryland	9.00
Scoring Margin (73 ranked)	1	1	8.43	Penn St.	8.43	Penn St.	8.43
Scoring Offense (73 ranked)	1	1	18.86	Penn St.	18.86	Penn St.	18.86
Shot Percentage (73 ranked)	1	1	0.436	Penn St.	0.436	Penn St.	0.436
Turnovers Per Game (73 ranked)	24	5	16.29	Syracuse Siena	12.17	Rutgers	14.63
Winning Percentage (70 ranked)	6	3	0.857	Ohio St.	1.000	Ohio St.	1.000

Statistic	Player	National Rank	Conference Rank	Value	National Leader	Value	Conference Leader	Value
Assists Per Game (116 ranked)	Grant Ament	1	1	6.57	Grant Ament, Penn St.	6.57	Grant Ament, Penn St.	6.57
	Mac O'Keefe	116	14	1.00				
	Nick Spillane	116	14	1.00				
Caused Turnovers Per Game (73 ranked)	Christopher Sabia	69	3	1.43	Kyle Walsh, VMI	4.00	Nick DeCaprio, Michigan	1.67
Face-Off Winning Pct (71 ranked)	Gerard Arceri	9	1	0.637	TD Ierlan, Yale	0.769	Gerard Arceri, Penn St.	0.637
Goals Per Game (148 ranked)	Mac O'Keefe	1	1	4.43	Mac O'Keefe, Penn St.	4.43	Mac O'Keefe, Penn St.	4.43
	Dylan Foulds	53	8	2.43				
	TJ Malone	53	8	2.43				
	Jack Kelly	71	13	2.29				
	Nick Spillane	130	20	1.86				
Goals-Against Average (65 ranked)	Colby Kneese	16	3	9.75	Braden Host, Air Force	7.38	Josh Kirson, Ohio St.	8.76
Ground Balls Per Game (71 ranked)	Gerard Arceri	8	2	8.86	Alex Woodall, Towson	14.29	Justin Inacio, Ohio St.	10.17
Individual Man-up Goals (69 ranked)	Mac O'Keefe	2	1	5	Ryan Lanchbury, Richmond	7	Kyle Marr, Johns Hopkins Mac O'Keefe, Penn St.	5 5
	TJ Malone	7	3	4				
	Dylan Foulds	69	5	2				
	Jack Kelly	69	5	2				
Points Per Game (148 ranked)	Grant Ament	1	1	8.00	Grant Ament, Penn St.	8.00	Grant Ament, Penn St.	8.00
	Mac O'Keefe	7	2	5.43				
	TJ Malone	100	14	3.00				
	Nick Spillane	122	17	2.86				
	Dylan Foulds	142	19	2.71				
Save Percentage (65 ranked)	Colby Kneese	18	4	0.550	Matt Deluca, Delaware	0.642	Josh Kirson, Ohio St.	0.593
Saves Per Game (69 ranked)	Colby Kneese	48	6	10.29	Alexzander Hunt, NJIT	16.38	Max Edelmann, Rutgers	15.67
Shot Percentage (75 ranked)	TJ Malone	5	1	0.607	Chris Young, High Point	0.692	TJ Malone, Penn St.	0.607
	Jack Kelly	12	3	0.516				
	Dylan Foulds	20	5	0.486				
	Mac O'Keefe	25	6	0.477				
	Nick Spillane	28	7	0.464				

ACTIVE NCAA CAREER RANKINGS - TOP 100

POINTS PER GAME

6th - Grant Ament, 4.47
12th - Mac O'Keefe, 3.78

ASSISTS PER GAME

4th - Grant Ament, 2.89
44th - Nick Spillane, 0.98

SAVES PER GAME

13th - Colby Kneese, 10.41

GROUND BALLS PER GAME

2nd - Gerard Arceri, 8.61

POINTS

8th - Grant Ament, 170
19th - Mac O'Keefe, 140

ASSISTS

4th - Grant Ament, 110

SAVES

15th - Colby Kneese, 385

GROUND BALLS

2nd - Gerard Arceri, 310

GOALS PER GAME

1st - Mac O'Keefe, 3.16

GOALS AGAINST AVERAGE

23rd - Colby Kneese, 9.76

FACEOFF WIN PERCENTAGE

2nd - Gerard Arceri, 0.646

GOALS

5th - Mac O'Keefe, 117

FACEOFFS WON

3rd - Gerard Arceri, 511

FACEOFFS ATTEMPTED

5th - Gerard Arceri, 791

#BRICKSQUAD

2019 PENN STATE MEN'S LACROSSE

LAST TIME PENN STATE ...

Scored 20+ goals	24 vs. Jacksonville (W, 24-11) 3/10/19
Scored 15+ goals	19 vs. Cornell (W, 19-13) 3/8/19
Scored 10+ goals	13 at Yale (L, 13-14) 2/23/19
Tallied 12+ assists	15 vs. Jacksonville (W, 24-11) 3/10/19
Tallied 8+ assists	9 vs. Penn (W, 15-14) 3/2/19
Registered 25+ points	39 vs. Jacksonville (W, 24-11) 3/10/19
Registered 15+ points	24 vs. Penn (W, 15-14) 3/2/19
Won 20+ face-offs	29 vs. Jacksonville (W, 24-11) 3/10/19
Won 15+ face-offs	17 vs. Penn (W, 15-14) 3/2/19
Took 60+ shots	5 vs. Robert Morris (L, 17-24) 2/20/10
Took 50+ shots	51 vs. Robert Morris (W, 27-10) 2/9/19
Scored 5+ man-up goals	5 vs. St. Johns (W, 13-11) 3/27/10
Beat the #1 team in the USILA Coaches' Poll	March 26, 2016 vs. #1 Denver (W, 15-10)
Was ranked #1 in the USILA Coaches' Poll	March 18, 2019
Had a player score 7+ goals	TJ Malone (7) vs. Jacksonville (W, 24-11) 3/10/19
Had a player score 6+ goals	Mac O'Keefe (6) vs. Cornell (W, 19-13) 3/8/19
Had a player score 5+ goals	Mac O'Keefe (5) vs. Yale (L, 13-14) 2/23/19
Had a player register 5+ assists	Grant Ament (8) vs. Jacksonville (W, 24-11) 3/10/19
Had a player register 4+ assists	Grant Ament (4) vs. Stony Brook (W, 17-4) 2/16/19
Had a player register 3+ assists	Nick Spillane (3) vs. Stony Brook (W, 17-4) 2/16/19
Had a player total 10+ points	Grant Ament (10) vs. Jacksonville (W, 24-11) 3/10/19
Had a player total 9+ points	Grant Ament (9) vs. Cornell (W, 19-13) 3/8/19
Had a player total 8+ points	Mac O'Keefe (8) vs. Stony Brook (W, 17-4) 2/16/19
Had a goalie register a goal	Drew Adams (1 vs. Bucknell, 4/15/2008)
Had a goalie register an assists	Mike Stoltz (1 vs. Rutgers, 4/24/2004)
Last time Penn State had 3-plus 50-plus point scorers:	2017 (3 - Ament: 60, Aponte: 57, O'Keefe: 56)
Last time Penn State had 5-plus 30-plus point scorers:	2018 (5 - O'Keefe: 46, Spillane: 46, Hill: 32, Foulds: 32, Keenan: 31)
Last time Penn State had a 50-goal scorer:	2017 (Mac O'Keefe: 51)
Last time Penn State had 2-plus 40-goal scorers:	2013 (2 - Sanders: 44, Forester: 41)
Last time Penn State had 4-plus 20-goal scorers:	2016 (4 - Aponte: 30, Sanders: 28, Ament: 20, Florence: 20)
Last time Penn State had 6-plus 15-plus goal scorers:	2017 (6 - O'Keefe: 51, Ament: 30, Aponte: 24, Sutton: 19, Hill: 18, Spillane: 16)

2019 FAST FACTS

Fastest Penn State goal to start a game	:27 by Nick Spillane vs. Cornell (March 8)
Fastest Penn State goal to start the second half	:47 by Mac O'Keefe vs. Cornell (March 8)
Fastest time between Penn State goals	:09 by Jack Kelly and Jake Glatz vs. Jacksonville (March 8)
Fastest time between opponent goals	:23 by Dan Taddeo and Matt Schmidt of Robert Morris (Feb. 9)
Largest Penn State lead	21 goals (25-4) vs. Robert Morris (Feb. 9)
Largest opponent lead	5 goals (13-8) by Yale (Feb. 23)
Largest comeback in a win	2 goals (12-10) vs. Penn (March 2)
Largest lead surrendered in a loss	N/A
Most Penn State goals scored in a quarter	12 (2nd Q) vs. Robert Morris (Feb. 9)
Fewest opponent goals allowed in a quarter	0 (1st and 2nd Q) by Stony Brook (Feb. 16)
Fewest Penn State goals scored in a quarter	1 (2nd Q) vs. Yale (Feb. 23)
Most opponent goals allowed in a quarter	5 (3rd Q) by Cornell (March 8)
Most consecutive Penn State goals	15 vs. Stony Brook (Feb. 16)
Most consecutive opponent goals	5 by Robert Morris (Feb. 9)
Longest Penn State scoring drought	22:57 (8:38 1Q - 00:41 2Q), at Yale (Feb. 23)
Longest opponent scoring drought	42:32 (15:00 1Q-2:28 3Q) Stony Brook (Feb. 16)
Most consecutive goals to start a game	15 vs. Stony Brook (Feb. 16)
Most consecutive goals surrendered to start a game	2 by Penn and Jacksonville (March 2 and March 10)

PENN STATE RECORD WHEN...

Home	3-0
Away	1-1
Nuetral	2-0
Artificial Turf	6-1
Natural Grass	0-0
Daytime	5-1
Evening	1-0
Overtime	0-0
Weekday	1-0
Weekend	5-1
Against top-16-20 teams	0-0
Against top-11-15 teams	0-0
Against top-1-10 teams	1-1
Against unranked teams	5-0
Tied after one quarter	0-1
Leading after one quarter	6-0
Trailing after one quarter	0-0
Tied at halftime	1-0
Leading at halftime	5-0
Trailing at halftime	0-1
Tied after three quarters	1-0
Leading after three quarters	5-0
Trailing after three quarters	0-1
Scoring first	4-1
Opponent scores first	2-0
Scoring 10+ goals	6-1
Scores fewer than 10 goals	0-0
Allowing 10+ goals	4-1
Allowing fewer than 10 goals	2-0
More ground balls	5-0
Fewer ground balls	1-1
Ground balls equal	0-0
Winning more faceoffs	6-0
Opp. wins more faceoffs	0-1
Faceoffs equal	0-0
Scored one man-up goal	1-0
Allowed one man-up goal	3-0
Scored 2+ man-up goals	4-1
Allowed 2+ man-up goals	2-0
Had more penalty minutes	5-1
Had fewer penatly minutes	0-0
Penalty minutes were equal	1-0

2019 PENN STATE MEN'S LACROSSE

ALL-TIME SINGLE-GAME/SEASON RECORDS

INDIVIDUAL SINGLE-GAME RECORDS

GOALS

1.	10	Rich Russo	4/30/1983	Montclair State
2.	9	Bill Hess	6/24/1957	Penn
		Jim Trenz	5/9/1972	Bucknell
4.	8	Mac O'Keefe	2/25/2017	Villanova
		Bob Hamel	4/30/1954	Hobart
		John Behne	4/4/1959	Loyola
		Tom Hayes	4/28/1962	Rutgers
		Glenn Thiel	5/11/1966	Lehigh
		Jim Trenz	4/19/1972	Loyola
		Jim Trenz	4/29/1972	Rutgers
8.	7	Steve Schraeder	5/16/1961	Gettysburg
		Mac O'Keefe	2/4/2017	Robert Morris
		Mac O'Keefe	2/16/2019	Stony Brook
		TJ Malone	3/10/2019	Jacksonville

ASSISTS

1.	9	Gary Martin	5/2/1983	Bucknell
		Grant Ament	3/8/2019	Cornell
3.	8	John Meisel	5/6/1964	Lehigh
		Ken Edwards	4/6/1968	Franklin & Marshall
		Grant Ament	3/10/2019	Jacksonville
6.	7	Bill Hess	4/20/1957	Adelphi
		Ken Edwards	5/18/1968	Delaware
		Bob Schoefflin	4/16/1969	Franklin & Marshall
		Karl Hurtzig	5/12/1973	Lafayette
		Gary Martin	4/28/1982	Loyola
		Gary Martin	4/30/1983	Montclair State
		Grant Ament	2/2/2019	Villanova
		Grant Ament	2/23/2019	Yale

POINTS

1.	14	Gary Martin	5/2/1983	Bucknell
2.	13	Bill Hess	4/20/1957	Adelphi
		Ken Edwards	5/18/1968	Delaware
		Jim Trenz	5/9/1972	Bucknell
5.	12	Bob Hamel	4/30/1954	Hobart
		Gary Martin	4/21/1982	Drexel
		Gary Martin	4/28/1982	Loyola
8.	11	Ken Edwards	5/18/1968	Delaware
		Bob Schoefflin	4/16/1969	Franklin & Marshall
		Jim Trenz	5/11/1971	Bucknell

SAVES

1.	40	Jim Houck	4/13/1957	Navy
2.	34	Joe Guterding	4/10/1982	Hofstra
3.	30	John Divine	4/20/1977	Delaware
4.	29	Dave Wilkinson	5/16/1959	Rutgers
		Rich Caravella	5/7/1976	Penn
		Tom Florence	3/30/1983	UMBC
7.	28	Phil Benneditti	4/14/1951	Navy
8.	27	J.J. Pearl	3/17/1990	Villanova
		E.G. Rall	5/4/1985	C.W. Post
		Joe Guterding	4/10/1982	Hofstra

INDIVIDUAL SINGLE-SEASON RECORDS

GOALS

1	51	Mac O'Keefe	2017
2.	49	Bill Hess	1957
3.	48	Erik Merkel	1995
		Will Driscoll	2002
5.	44	TJ Sanders	2013
6.	42	Jim Trenz	1972
		Gary Martin	1982
8.	41	Bill Hess	1956
		Ted Peddy	1990
		Jack Forster	2013
11.	40	Scot McKeon	1987

ASSISTS

1.	46*	Grant Ament	2019
2.	44	Gary Martin	1982
		Jeff Connor	1988
4.	42	John Meisel	1962
5.	40	Gary Martin	1981
		Gary Martin	1983
		Jeff Connor	1987
8.	38	John Hollerbach	1989
9.	36	Ken Edwards	1968
10.	35	Bob Schoefflin	1969
11.	34	Grant Ament	2016

POINTS

1.	86	Gary Martin	42g, 44a	1982
2.	70	Tim Trenz	42g, 28a	1972
3.	69	Bill Hess	49g, 20a	1957
4.	62	Bill Hess	41g, 21a	1956
5.	61	Erik Merkel	48g, 13a	1995
6.	60	John Hollerbach	22g, 38a	1989
		Grant Ament	30g, 30a	2017
8.	59	Ken Edwards	23g, 36a	1968
9.	58	Jeff Connor	14g, 44a	1988
10.	57	Gary Martin	17g, 40a	1983
		Jack Forster	41g, 16a	2013
		Nick Aponte	24g, 33a	2017
13.	56	Greg Jackson	34g, 22a	1995
		Mac O'Keefe	51g, 5a	2017
		Grant Ament*	10g, 46a	2019

Bold denotes current student-athlete. *- Indicates Active

2019 PENN STATE MEN'S LACROSSE

CAREER SCORING & ALL-TIME GOALKEEPER RECORDS

CAREER SCORING RECORDS

GOALS

1.	127	Will Driscoll	1999-2002
2.	119	TJ Sanders	2014-16
3.	117	Mac O'Keefe	2017-pres.
4.	104	Greg Jackson	1994-97
		Jack Forster	2008-13
6.	102	Ted Peddy	1988-91
7.	101	Nate Whitaker	2002-06
		Matthew Mackrides	2009-12
9.	97	Jim Laverty	1988-91
		Shane Sturgis	2011-14
11.	96	Gary Alex	1974-77
		Gary Martin	1981-84

ASSISTS

1.	156	Gary Martin	1981-84
2.	110	Grant Ament	2016-pres.
3.	102	Keith McGuire	1974-77
4.	87	Jeff Connor	1984, 87-88
5.	82	John Hollerbach	1986-89
6.	80	Karl Hurtzig	1973-76
7.	77	Greg Jackson	1994-97
8.	74	John Meisel	1962-64
9.	68	Nick Aponte	2014-17
10.	67	Chris Lehman	1990-93
11.	64	Luke Oglesby	2000-03
12.	61	Shane Sturgis	2011-14

POINTS

1.	252	Gary Martin	96g, 156a	1981-84
2.	181	Greg Jackson	104g, 77a	1994-97
3.	176	John Hollerbach	94g, 82a	1986-89
4.	170	Grant Ament	60g, 110a	2016-pres.
5.	158	Shane Sturgis	97g, 61a	2011-14
6.	156	Will Driscoll	127g, 29a	1999-2002
7.	154	Keith McGuire	52g, 102a	1974-77
8.	153	TJ Sanders	119g, 34a	2014-16
9.	148	Jack Forster	104g, 44a	2008-13
10.	144	Matthew Mackrides	101g, 43a	2009-12
11.	143	Chris Lehman	76g, 67a	1990-93

MISCELLANEOUS CAREER RECORDS

GROUND BALLS

1.	440	Chris Marcus	1990-93
2.	347	Bill Schoonmaker	1982-86
3.	336	Chris Dent	1985-88
4.	310	Gerard Arceri	2017-Pres.
5.	305	Greg Gurenlian	2003-06
6.	292	Scott Bailor	1989-92
7.	368	Tim Conway	1986-89
8.	259	Bill Turri	1979-82
9.	258	Mike Busza	1992-95
10.	236	Rob Bateman	2001-03
11.	226	Danny Henneghan	2010-13

GOALKEEPER RECORDS

SEASON SAVES

1.	264	Jim Houck	1957
2.	237	Rich Caravella	1975
3.	235	Burt Houseworth	1958
4.	212	Drew Adams	2009
5.	210	Jim McGoune	1967
6.	205	J.J. Pearl	1992
7.	194	Vin Tedesco	1963
		Joe Guterding	1981
		Austin Kaut	2013
10.	193	Don Bell	1995
		Chip Robertson	1987

SEASON SAVE PERCENTAGE

			GA	Saves	Year
1.	.752	Joe Guterding	64	194	1981
2.	.718	Rich Caravella	93	237	1975
3.	.674	Rich Caravella	73	151	1976
4.	.668	Joe Guterding	95	191	1982
5.	.652	Drew Adams	113	212	2009
6.	.637	J.J. Pearl	117	205	1992
7.	.635	J.J. Pearl	108	188	1990
8.	.635	Austin Kaut	110	191	2011
9.	.631	E.G. Rall	107	183	1985
10.	.630	Chris Garrity	52	90	2000

CAREER SAVES

1.	694	Drew Adams	2006-09
2.	686	Austin Kaut	2011-14
3.	571	Joe Guterding	1979-82
4.	564	Kevin Keenan	1996-99
5.	557	J.J. Pearl	1989-92
6.	530	Vin Tedesco	1962-64
7.	510	Rich Caravella	1972-73, 75-76
8.	444	Chris Garrity	2000-03
9.	425	E.G. Rall	1983-86
10.	384	Colby Kneese	2017-Pres.
11.	363	Jim McGoune	1967-69

FACEOFF PERCENTAGE *

		W-Att.	Years
1.	.652	Chris Marcus	1990-93
2.	.647	Gerard Arceri	2017-Pres.
2.	.630	Dave O'Donnell	1993-96
3.	.580	Greg Gurenlian	2003-06
4.	.580	Bill Schoonmaker	1982-85
5.	.540	Kevin Haggerty	1998-2001
6.	.537	Danny Henneghan	2010-13
7.	.520	Scott Bailor	1989-92

* Minimum 500 attempts

FACEOFF WINS

			Years
1.	512	Gerard Arceri	2017-Pres.
2.	510	Danny Henneghan	2010-13
3.	508	Greg Gurenlian	2003-06
4.	400	Dave O'Donnell	1993-96
5.	395	Chris Marcus	1990-93
6.	352	Bill Schoonmaker	1982-85
7.	350	Kevin Haggerty	1998-2001
8.	281	Drake Kreinz	2014-2017
9.	279	Scott Bailor	1989-92
10.	271	Tim Conway	1986-89

PLAYER BIOS

NATE BULLER **#49**

FRESHMAN | ATTACK | 6-0 | 190
HERNDON, VA. | LONDON

GAME-BY-GAME STATS

GAME	G	A	Pts	Sh	Up	GB	TO	CT
VILLANOVA	0	0	0	1	0	0	0	0
ROBERT MORRIS	1	0	1	2	1	0	0	0
Stony Brook	0	1	1	1	0	0	0	0
Yale	0	0	0	0	0	0	0	0
PENN	0	0	0	2	0	0	0	0
Cornell	-	-	-	-	-	-	-	-
Jacksonville	-	-	-	-	-	-	-	-

SEASON HIGHS

Points 1 2x, last at Stony Brook (2/16/19)
Goals 1 vs. Robert Morris (2/9/19)
Assist 1 at Stony Brook (2/16/19)
Shots 2 vs. Penn (3/2/19)
Ground Balls
Caused Turnovers

CAREER HIGHS

Points 1 2x, last at Stony Brook (2/16/19)
Goals 1 vs. Robert Morris (2/9/19)
Assist 1 at Stony Brook (2/16/19)
Shots 1 vs. Villanova (2/2/19)
Ground Balls
Caused Turnovers

CAREER STATS

Year	GP-GS	G	A	Pts	Sh	Pct.	GB	TO	CT	Pen
2019	5-0	1	1	2	6	.167	0	0	0	0-0:00
Total	5-0	1	1	2	6	.167	0	0	0	0-0:00

BOBBY BURNS **#4**

SOPHOMORE | MIDFIELD | 6-1 | 175
SMITHTOWN, N.Y. | SMITHTOWN EAST

GAME-BY-GAME STATS

GAME	G	A	Pts	Sh	Up	GB	TO	CT
VILLANOVA	0	0	0	1	0	0	0	0
ROBERT MORRIS	1	0	1	2	0	2	0	0
Stony Brook	0	0	0	0	0	0	1	0
Yale	0	0	0	1	0	1	0	0
PENN	0	0	0	1	0	2	1	0
Cornell	0	0	0	0	0	1	0	0
Jacksonville	0	0	0	0	0	2	1	0

SEASON HIGHS

Points 1 vs. Robert Morris (2/9/19)
Goals 1 vs. Robert Morris (2/9/19)
Assist
Shots 2 vs. Robert Morris (2/9/19)
Ground Balls 2 3x, last vs. Jacksonville (3/10/19)
Caused Turnovers

CAREER HIGHS

Points 2 vs. Stony Brook (2/17/18)
Goals 1 2x; last vs. Robert Morris (2/9/19)
Assist 1 3x; last vs. Johns Hopkins (4/14/18)
Shots 2 3x; last vs. Robert Morris (2/9/19)
Ground Balls 2 3x; last vs. Jacksonville (3/10/19)
Caused Turnovers 1 vs. Maryland (4/8/18)

CAREER STATS

Year	GP-GS	G	A	Pts	Sh	Pct.	GB	TO	CT	Pen
2018	14-0	1	3	4	6	.500	10	2	1	1-0:50
2019	7-1	1	0	1	4	.200	8	3	0	0-0:00
Total	21-1	2	3	5	10	.182	18	5	1	1-0:50

NICK CARDILE **#43**

JUNIOR | DEFENSE | 6-1 | 180
WEST GROVE, PA. | AVON GROVE

GAME-BY-GAME STATS

GAME	G	A	Pts	Sh	Up	GB	TO	CT
VILLANOVA	0	0	0	0	0	2	0	2
ROBERT MORRIS	0	0	0	0	0	2	1	0
Stony Brook	0	0	0	0	0	0	0	0
Yale	0	0	0	2	0	3	1	1
PENN	0	0	0	0	0	0	1	1
Cornell	0	0	0	0	0	3	1	2
Jacksonville	0	0	0	0	0	0	0	0

SEASON HIGHS

Points
Goals
Assist
Shots 2 at Yale (2/23/19)
Ground Balls 3 2x, last vs. Cornell (3/8/19)
Caused Turnovers 2 2x, last vs. Cornell (3/8/19)

CAREER HIGHS

Points 1 vs. Cleveland St. (3/24/18)
Goals 1 vs. Cleveland St. (3/24/18)
Assist
Shots 2 at Yale (2/23/19)
Ground Balls 4 vs. Ohio State (3/31/18)
Caused Turnovers 2 4x; last vs. Cornell (3/8/19)

CAREER STATS

Year	GP-GS	G	A	Pts	Sh	Pct.	GB	TO	CT	Pen
2017	16-6	0	0	0	0	.000	12	5	7	0-0:00
2018	13-8	1	0	1	2	.500	18	1	6	1-1:00
2019	7-7	0	0	0	2	.000	10	4	6	1-1:00
Total	36-21	1	0	1	4	.250	40	10	19	2-2:00

TJ CONNELLAN **#2**

JUNIOR | DEFENSE | 6-1 | 1650
CAZENOVIA N.Y. | CAZENOVIA

GAME-BY-GAME STATS

GAME	G	A	Pts	Sh	Up	GB	TO	CT
VILLANOVA	0	0	0	0	0	0	0	2
ROBERT MORRIS	0	0	0	0	0	1	0	0
Stony Brook	0	0	0	0	0	2	0	2
Yale	0	0	0	0	0	0	0	1
PENN	-	-	-	-	-	-	-	-
Cornell	-	-	-	-	-	-	-	-
Jacksonville	0	0	0	0	0	0	0	1

SEASON HIGHS

Points
Goals
Assist
Shots
Ground Balls 2 at Stony Brook (2/16/19)
Caused Turnovers 2 2x, last at Stony Brook (2/16/19)

CAREER HIGHS

Points
Goals
Assist
Shots
Ground Balls 4 vs. Furman (3/7/18)
Caused Turnovers 2 2x, last at Stony Brook (2/16/19)

CAREER STATS

Year	GP-GS	G	A	Pts	Sh	Pct.	GB	TO	CT	Pen
2017	14-10	0	0	0	0	.000	10	4	2	0-0:00
2018	11-0	0	0	0	0	.000	2	0	2	0-0:00
2019	5-0	0	0	0	0	.000	3	0	6	0-0:00
Total	29-10	0	0	0	0	.000	15	4	10	0-0:00

JORDAN DONAGHY **#48**

FRESHMAN | MIDFIELD | 5-8 | 170
WESTCHESTER, PA. | MALVERN PREP

GAME-BY-GAME STATS

GAME	G	A	Pts	Sh	Up	GB	TO	CT
VILLANOVA	0	0	0	0	0	0	0	0
ROBERT MORRIS	0	0	0	0	0	1	0	0
Stony Brook	0	0	0	0	0	0	0	0
Yale	-	-	-	-	-	-	-	-
PENN	-	-	-	-	-	-	-	-
Cornell	0	0	0	0	0	0	0	0
Jacksonville	0	0	0	0	0	1	0	0

SEASON HIGHS

Points
Goals
Assist
Shots
Ground Balls 1 2x, last vs. Cornell (3/8/19)
Caused Turnovers

CAREER HIGHS

Points
Goals
Assist
Shots
Ground Balls 1 2x, last vs. Cornell (3/8/19)
Caused Turnovers

CAREER STATS

Year	GP-GS	G	A	Pts	Sh	Pct.	GB	TO	CT	Pen
2019	5-0	0	0	0	0	.000	2	0	0	0-0:00
Total	5-0	0	0	0	0	.000	2	0	0	0-0:00

MATT DONNELLY **#11**

SENIOR | MIDFIELD | 5-7 | 165
SEWELL, N.J. | CELARVIEW REGIONAL

GAME-BY-GAME STATS

GAME	G	A	Pts	Sh	Up	GB	TO	CT
VILLANOVA	0	0	0	1	0	0	0	0
ROBERT MORRIS	0	1	1	1	0	1	0	0
Stony Brook	0	0	0	0	0	0	0	0
Yale	0	0	0	0	0	0	0	0
PENN	-	-	-	-	-	-	-	-
Cornell	-	-	-	-	-	-	-	-
Jacksonville	0	0	0	0	0	0	0	0

SEASON HIGHS

Points 1 vs. Robert Morris (2/9/19)
Goals
Assist 1 vs. Robert Morris (2/9/19)
Shots 1 2x; last vs. Robert Morris (2/9/19)
Ground Balls 1 vs. Robert Morris (2/9/19)
Caused Turnovers

CAREER HIGHS

Points 3 vs. Robert Morris (2/24/18)
Goals 2 3x, last vs. Furman (3/6/18)
Assist 1 6x; last vs. Robert Morris (2/9/19)
Shots 5 2x, last vs. Furman (3/6/18)
Ground Balls 3 2x, last vs. Hobart (2/10/18)
Caused Turnovers 1 2x; last vs. Ohio State (3/31/18)

CAREER STATS

Year	GP-GS	G	A	Pts	Sh	Pct.	GB	TO	CT	Pen
2016	6-0	1	0	1	5	.200	3	2	0	0-0:00
2017	5-0	0	0	0	0	.000	0	2	1	0-0:00
2018	14-4	8	5	13	31	.258	7	7	2	1-0:30
2019	5-0	0	1	1	2	.000	1	0	0	0-0:00
Total	29-4	9	6	15	38	.237	11	11	3	1-0:30

PLAYER BIOS

DYLAN FOULDS #14

REDSHIRT JUNIOR | ATTACK | 6-0 | 180
PORT COQUITLAM, BRITISH COLUMBIA | TERRY FOX SECONDARY

GAME-BY-GAME STATS

Table with columns: GAME, G, A, Pts, Sh, Up, GB, TO, CT. Rows include Villanova, Robert Morris, Stony Brook, Yale, Penn, Cornell, Jacksonville.

SEASON HIGHS

Points 4 2x; last vs. Jacksonville (3/10/19)
Goals 4 vs. Cornell (3/8/19)
Assist 1 3x; last vs. Jacksonville (3/10/19)

CAREER HIGHS

Points 7 at Fairfield (3/17/18)
Goals 4 3x; last vs. Cornell. (3/8/19)
Assist 3 at Fairfield (3/17/18)

CAREER STATS

Table with columns: Year, GP-GS, G, A, Pts, Sh, Pct., GB, TO, CT, Pen. Rows for 2016-2019 and Total.

KEVIN FOX #31

SENIOR | DEFENSE | 5-9 | 170
ANNAPOLIS, MD. | ST. MARY'S

GAME-BY-GAME STATS

Table with columns: GAME, G, A, Pts, Sh, Up, GB, TO, CT. Rows include Villanova, Robert Morris, Stony Brook, Yale, Penn, Cornell, Jacksonville.

SEASON HIGHS

Points 1 2x; last vs. Jacksonville (3/10/19)
Goals 1 2x; last vs. Jacksonville (3/10/19)

CAREER HIGHS

Points 1 6x; last vs. Jacksonville (3/10/19)
Goals 1 6x; last vs. Jacksonville (3/10/19)

CAREER STATS

Table with columns: Year, GP-GS, G, A, Pts, Sh, Pct., GB, TO, CT, Pen. Rows for 2016-2019 and Total.

BRETT FUNK #47

FRESHMAN | DEFENSE | 5-9 | 170
MEDFORD, N.J. | SHAWNEE

GAME-BY-GAME STATS

Table with columns: GAME, G, A, Pts, Sh, Up, GB, TO, CT. Rows include Villanova, Robert Morris, Stony Brook, Yale, Penn, Cornell, Jacksonville.

SEASON HIGHS

Points -
Goals -
Assist -
Shots -
Ground Balls -
Caused Turnovers -

CAREER HIGHS

Points -
Goals -
Assist -
Shots -
Ground Balls -
Caused Turnovers -

CAREER STATS

Table with columns: Year, GP-GS, G, A, Pts, Sh, Pct., GB, TO, CT, Pen. Rows for 2019 and Total.

ALERIC FYOCK #46

FRESHMAN | GOALIE | 6-1 | 220
BOWIE, MD. | ST. MARY'S - ANNAPOLIS

GAME-BY-GAME STATS

Table with columns: GAME, G, A, Pts, Sh, Up, GB, TO, CT. Rows include Villanova, Robert Morris, Stony Brook, Yale, Penn, Cornell, Jacksonville.

SEASON HIGHS

Points -
Goals -
Assist -
Shots -
Ground Balls -
Caused Turnovers -

CAREER HIGHS

Points -
Goals -
Assist -
Shots -
Ground Balls -
Caused Turnovers -

CAREER STATS

Table with columns: Year, GP-GS, G, A, Pts, Sh, Pct., GB, TO, CT, Pen. Rows for 2019 and Total.

JAKE GLATZ #30

SOPHOMORE | MIDFIELD | 5-10 | 190
SHREWSBURY, PA | BOYS' LATIN

GAME-BY-GAME STATS

Table with columns: GAME, G, A, Pts, Sh, Up, GB, TO, CT. Rows include Villanova, Robert Morris, Stony Brook, Yale, Penn, Cornell, Jacksonville.

SEASON HIGHS

Points 1 vs Jacksonville (3/10/19)
Goals 1 vs Jacksonville (3/10/19)
Assist -
Shots -
Ground Balls 4 2x; last vs. Jacksonville (3/10/19)

CAREER HIGHS

Points 1 vs Jacksonville (3/10/19)
Goals 1 vs Jacksonville (3/10/19)
Assist -
Shots 2 vs. Rutgers (4/22/18)
Ground Balls 4 2x; last vs. Jacksonville (3/10/19)

CAREER STATS

Table with columns: Year, GP-GS, G, A, Pts, Sh, Pct., GB, TO, CT, Pen. Rows for 2018-2019 and Total.

MALCOLM GLENDINNING #20

FRESHMAN | DEFENSE | 5-10 | 185
LAFAYETTE HILL, PA. | CHESTNUT HILL ACADEMY

GAME-BY-GAME STATS

Table with columns: GAME, G, A, Pts, Sh, Up, GB, TO, CT. Rows include Villanova, Robert Morris, Stony Brook, Yale, Penn, Cornell, Jacksonville.

SEASON HIGHS

Points -
Goals -
Assist -
Shots -
Ground Balls 1 vs. Robert Morris (2/9/19)

CAREER HIGHS

Points -
Goals -
Assist -
Shots -
Ground Balls 1 vs. Robert Morris (2/9/19)

CAREER STATS

Table with columns: Year, GP-GS, G, A, Pts, Sh, Pct., GB, TO, CT, Pen. Rows for 2019 and Total.

PLAYER BIOS

SEAMUS GLYNN #12

FRESHMAN | ATTACK/MIDFIELD | 6-0 | 185
VILLANOVA, PA. | MALVERN PREP

GAME-BY-GAME STATS

GAME	G	A	Pts	Sh	Up	GB	TO	CT
VILLANOVA	0	0	0	0	0	0	0	0
ROBERT MORRIS	0	3	3	3	0	1	0	0
Stony Brook	0	0	0	0	0	0	0	0
Yale	-	-	-	-	-	-	-	-
PENN	-	-	-	-	-	-	-	-
Cornell	-	-	-	-	-	-	-	-
Jacksonville	-	-	-	-	-	-	-	-

SEASON HIGHS

Points 3 vs. Robert Morris (2/9/19)
Goals -
Assist 3 vs. Robert Morris (2/9/19)
Shots 3 vs. Robert Morris (2/9/19)
Ground Balls 1 vs. Robert Morris (2/9/19)
Caused Turnovers -

CAREER HIGHS

Points 3 vs. Robert Morris (2/9/19)
Goals -
Assist 3 vs. Robert Morris (2/9/19)
Shots 3 vs. Robert Morris (2/9/19)
Ground Balls 1 vs. Robert Morris (2/9/19)
Caused Turnovers -

CAREER STATS

Year	GP-GS	G	A	Pts	Sh	Pct.	GB	TO	CT	Pen
2019	3-0	0	3	3	3	.000	1	0	0	0-0:00
Total	3-0	0	3	3	3	.000	1	0	0	0-0:00

KEVIN HILL #5

SENIOR | MIDFIELD | 5-10 | 175
WEBSTER, N.Y. | WEBSTER THOMAS

GAME-BY-GAME STATS

GAME	G	A	Pts	Sh	Up	GB	TO	CT
VILLANOVA	1	0	1	5	1	0	0	0
ROBERT MORRIS	DNP	-	-	-	-	-	-	-
Stony Brook	DNP	-	-	-	-	-	-	-
Yale	DNP	-	-	-	-	-	-	-
PENN	DNP	-	-	-	-	-	-	-
Cornell	DNP	-	-	-	-	-	-	-
Jacksonville	DNP	-	-	-	-	-	-	-

SEASON HIGHS

Points 1 vs. Villanova (2/2/19)
Goals 1 vs. Villanova (2/2/19)
Assist -
Shots 5 vs. Villanova (2/2/19)
Ground Balls -
Caused Turnovers -

CAREER HIGHS

Points 5 vs. Hobart (2/10/18)
Goals 4 vs. Stony Brook (2/17/18)
Assist 3 vs. Hobart (2/10/18)
Shots 8 vs. Furman (3/6/18)
Ground Balls 5 vs. Stony Brook (2/17/18)
Caused Turnovers 1 2x; last at Johns Hopkins (4/15/17)

CAREER STATS

Year	GP-GS	G	A	Pts	Sh	Pct.	GB	TO	CT	Pen
2016	15-0	14	5	19	32	.438	9	5	0	0-0:00
2017	16-11	18	6	24	54	.333	10	7	1	0-0:00
2018	14-5	25	7	32	65	.384	7	10	0	0-0:00
2019	1-1	1	0	1	5	.200	0	0	0	0-0:00
Total	46-17	58	18	76	156	.377	26	22	1	0-0:00

BRETT HOBBS #50

FRESHMAN | MIDFIELD | 6-3 | 225
WILLMINGTON, DEL. | SALESIANUM

GAME-BY-GAME STATS

GAME	G	A	Pts	Sh	Up	GB	TO	CT
VILLANOVA	DNP	-	-	-	-	-	-	-
ROBERT MORRIS	DNP	-	-	-	-	-	-	-
Stony Brook	0	1	1	1	0	1	0	0
Yale	DNP	-	-	-	-	-	-	-
PENN	-	-	-	-	-	-	-	-
Cornell	0	0	0	2	0	0	0	0
Jacksonville	1	1	2	2	0	0	1	0

SEASON HIGHS

Points 2 vs. Jacksonville (3/10/19)
Goals 1 vs. Jacksonville (3/10/19)
Assist 1 2x, last vs Jacksonville (3/10/19)
Shots 1 at Stony Brook (2/16/19)
Ground Balls -
Caused Turnovers -

CAREER HIGHS

Points 2 vs. Jacksonville (3/10/19)
Goals 1 vs. Jacksonville (3/10/19)
Assist 1 2x, last vs Jacksonville (3/10/19)
Shots 1 at Stony Brook (2/16/19)
Ground Balls -
Caused Turnovers -

CAREER STATS

Year	GP-GS	G	A	Pts	Sh	Pct.	GB	TO	CT	Pen
2019	3-0	1	2	3	5	.200	1	1	0	0
Total	3-0	1	2	3	5	.200	1	1	0	0

JACK KELLY #25

SOPHOMORE | MIDFIELD | 6-1 | 180
SCARBROUGH, ONTARIO, CANADA. | BIRCHMOUNT PARK

GAME-BY-GAME STATS

GAME	G	A	Pts	Sh	Up	GB	TO	CT
VILLANOVA	0	1	1	1	0	0	0	0
ROBERT MORRIS	3	0	3	4	0	0	1	0
Stony Brook	3	0	3	9	0	0	0	0
Yale	2	0	2	2	0	0	0	0
PENN	3	0	3	5	0	2	2	0
Cornell	1	0	1	3	1	0	0	0
Jacksonville	4	0	4	7	0	0	1	0

SEASON HIGHS

Points 4 vs. Jacksonville (3/10/19)
Goals 4 vs. Jacksonville (3/10/19)
Assist 1 vs. Villanova (2/2/19)
Shots 9 at Stony Brook (2/16/19)
Ground Balls -
Caused Turnovers -

CAREER HIGHS

Points 4 vs. Jacksonville (3/10/19)
Goals 4 vs. Jacksonville (3/10/19)
Assist 1 vs. Villanova (2/2/19)
Shots 9 at Stony Brook (2/16/19)
Ground Balls 2 vs. Villanova (2/3/18)
Caused Turnovers 1 vs. Villanova (2/3/18)

CAREER STATS

Year	GP-GS	G	A	Pts	Sh	Pct.	GB	TO	CT	Pen
2018	6-0	4	0	4	13	.308	2	2	1	1-0:50
2019	7-7	16	1	17	31	.516	2	4	0	0-0:00
Total	12-7	20	1	21	34	.588	4	6	1	1-0:50

COLBY KNEESE #34

JUNIOR | GOALIE | 5-10 | 173
DALLAS, TEXAS | HIGHLAND PARK

GAME-BY-GAME STATS

GAME	GA	SF	SV	GB	TO	CT
VILLANOVA	4	44	19	1	0	0
ROBERT MORRIS	4	29	11	1	0	0
Stony Brook	1	20	8	2	0	0
Yale	14	39	10	4	1	0
PENN	4	46	11	3	1	0
Cornell	13	31	8	2	0	0
Jacksonville	9	25	5	2	1	0

SEASON HIGHS

Fewest GA 1 at Stony Brook (2/16/19)
GAA 3.91 vs. Furman (3/8/18)
Saves 19 at Villanova (2/2/19)
Save Percentage889 at Stony Brook (2/16/19)
Ground Balls 4 at Yale (2/23/19)
Caused Turnovers -

CAREER HIGHS

Fewest GA 1 at Stony Brook (2/16/19)
GAA 3.60 vs. Furman (3/8/18)
Saves 19 at Villanova (2/2/19)
Save Percentage889 at Stony Brook (2/16/19)

CAREER STATS

Year	GP-GS	MIN	GA	GAA	SV	SV%	W-L	SF
2017	16-15	906:22	159	10.53	167	.512	12-4	554
2018	14-14	801:46	119	8.91	145	.549	8-5	445
2019	7-7	363:12	59	9.75	72	.550	6-1	234
Total	37-36	2070:20	337	9.76	384	0.533	26-10	1233

DEAN LAMELA #32

SENIOR | DEFENSE | 6-2 | 205
BRICK, N.J. | THE LAWRENCEVILLE SCHOOL

GAME-BY-GAME STATS

GAME	G	A	Pts	Sh	Up	GB	TO	CT
VILLANOVA	0	0	0	0	0	0	0	0
ROBERT MORRIS	0	0	0	0	0	1	0	1
Stony Brook	0	0	0	0	0	0	0	1
Yale	-	-	-	-	-	-	-	-
PENN	-	-	-	-	-	-	-	-
Cornell	-	-	-	-	-	-	-	-
Jacksonville	0	0	0	0	0	0	1	0

SEASON HIGHS

Points -
Goals -
Assist -
Shots -
Ground Balls 1 vs. Robert Morris (2/9/19)
Caused Turnovers 1 2x, last at Stony Brook (2/16/19)

CAREER HIGHS

Points N/A N/A
Goals N/A N/A
Assist N/A N/A
Shots N/A N/A
Ground Balls 1 2x; last vs. Robert Morris (2/9/19)
Caused Turnovers 1 3x, last at Stony Brook (2/16/19)

CAREER STATS

Year	GP-GS	G	A	Pts	Sh	Pct.	GB	TO	CT	Pen
2016	2-0	0	0	0	0	.000	1	0	1	0-0:00
2017	-	-	-	-	-	-	-	-	-	-
2018	2-0	0	0	0	0	.000	0	0	0	0-0:00
2019	4-0	0	0	0	0	.000	1	1	2	2-2:00
Total	8-0	0	0	0	0	.000	2	0	3	2-2:00

PLAYER BIOS

TJ MALONE

#7

FRESHMAN | ATTACK | 5-11 | 180
WEST CHESTER, PA. | THE HAVERFORD SCHOOL

GAME-BY-GAME STATS

Table with columns: GAME, G, A, Pts, Sh, Up, GB, TO, CT. Rows: VILLANOVA, ROBERT MORRIS, Stony Brook, Yale, PENN, Cornell, Jacksonville

SEASON HIGHS

Points7vs. Jacksonville (3/10/19)
Goals7vs. Jacksonville (3/10/19)
Assist13x, last at Yale (2/23/19)
Shots7vs. Jacksonville (3/10/19)
Ground Balls6vs. Jacksonville (3/10/19)
Caused Turnovers

CAREER HIGHS

Points5vs. Robert Morris (2/9/19)
Goals4vs. Robert Morris (2/9/19)
Assist13x; last at Yale (2/23/19)
Shots62x; Last, vs. Robert Morris (2/9/19)
Ground Balls6vs. Jacksonville (3/10/19)
Caused Turnovers

CAREER STATS

Table with columns: Year, GP-GS, G, A, Pts, Sh, Pct., GB, TO, CT, Pen. Rows: 2017, 2018, 2019, Total

JAKE MCCAUGHAN

#45

SOPHOMORE | DEFENSE | 6-0 | 175
MEDFORD, N.J. | ST. AUGUSTINE PREP

GAME-BY-GAME STATS

Table with columns: GAME, G, A, Pts, Sh, Up, GB, TO, CT. Rows: VILLANOVA, ROBERT MORRIS, Stony Brook, Yale, PENN, Cornell, Jacksonville

SEASON HIGHS

Points
Goals
Assist
Shots
Ground Balls1vs. Jacksonville (3/10/19)
Caused Turnovers1vs. Jacksonville (3/10/19)

CAREER HIGHS

Points
Goals
Assist
Shots12x; last vs. Cleveland St. (3/24/18)
Ground Balls12x; last vs. Jacksonville (3/10/19)
Caused Turnovers1vs. Jacksonville (3/10/19)

CAREER STATS

Table with columns: Year, GP-GS, G, A, Pts, Sh, Pct., GB, TO, CT, Pen. Rows: 2018, 2019, Total

NICK McEVOY

#21

JUNIOR | MIDFIELD | 5-10 | 177
WASHINGTON D.C. | GONZAGA COLLEGE HS

GAME-BY-GAME STATS

Table with columns: GAME, G, A, Pts, Sh, Up, GB, TO, CT. Rows: VILLANOVA, ROBERT MORRIS, Stony Brook, Yale, PENN, Cornell, Jacksonville

SEASON HIGHS

Points2vs. Robert Morris (2/9/19)
Goals1vs. Robert Morris (2/9/19)
Assist1vs. Robert Morris (2/9/19)
Shots1vs. Robert Morris (2/9/19)
Ground Balls3vs. Jacksonville (3/10/19)
Caused Turnovers1vs. Robert Morris (2/9/19)

CAREER HIGHS

Points5vs. Robert Morris (2/9/19)
Goals4vs. Robert Morris (2/9/19)
Assist13x; last vs. Robert Morris (2/9/19)
Shots6vs. Robert Morris (2/9/19)
Ground Balls33x; last vs. Jacksonville (3/10/19)
Caused Turnovers14x; last vs. Robert Morris (2/9/19)
Faceoff Wins22x, last vs. Yale (2/23/19)

CAREER STATS

Table with columns: Year, GP-GS, G, A, Pts, Sh, Pct., GB, TO, CT, Pen. Rows: 2017, 2018, 2019, Total

JOHN NOSTRANT

#10

SOPHOMORE | MIDFIELD | 5-8 | 155
HAVERFORD, PA. | THE HAVERFORD SCHOOL

GAME-BY-GAME STATS

Table with columns: GAME, G, A, Pts, Sh, Up, GB, TO, CT. Rows: VILLANOVA, ROBERT MORRIS, Stony Brook, Yale, PENN, Cornell, Jacksonville

SEASON HIGHS

Points1vs. Jacksonville (3/10/19)
Goals1vs. Jacksonville (3/10/19)
Assist
Shots12x; last vs. Jacksonville (3/10/19)
Ground Balls1vs. Jacksonville (3/10/19)
Caused Turnovers12x; last vs. Jacksonville (3/10/19)

CAREER HIGHS

Points2at Ohio State (3/24/18)
Goals2at Ohio State (3/24/18)
Assist1at Fairfield (3/17/18)
Shots22x; last at Ohio State (3/24/18)
Ground Balls1vs. Jacksonville (3/10/19)
Caused Turnovers1vs. Robert Morris (2/9/19)

CAREER STATS

Table with columns: Year, GP-GS, G, A, Pts, Sh, Pct., GB, TO, CT, Pen. Rows: 2018, 2019, Total

MAC O'KEEFE

#3

JUNIOR | ATTACK | 6-0 | 180
SYOSSET, N.Y. | SYOSSET

GAME-BY-GAME STATS

Table with columns: GAME, G, A, Pts, Sh, Up, GB, TO, CT. Rows: VILLANOVA, ROBERT MORRIS, Stony Brook, Yale, PENN, Cornell, Jacksonville

SEASON HIGHS

Points8at Stony Brook (2/16/19)
Goals7at Stony Brook (2/16/19)
Assist2vs. Villanova (2/2/19)
Shots13at Stony Brook (2/16/19)
Ground Balls4vs. Cornell (3/8/19)
Caused Turnovers2at Yale (2/23/19)

CAREER HIGHS

Points83x; last at Stony Brook (2/16/19)
Goals8at Villanova (2/25/17)
Assist3at Hobart (2/11/17)
Shots13at Stony Brook (2/16/19)
Ground Balls42x; last vs. Cornell (3/8/19)
Caused Turnovers2at Yale (2/23/19)

CAREER STATS

Table with columns: Year, GP-GS, G, A, Pts, Sh, Pct., GB, TO, CT, Pen. Rows: 2017, 2018, 2019, Total

BRAYDEN PECK

#44

SOPHOMORE | DEFENSE | 5-11 | 185
WEST GROVE, PA. | AVON GROVE

GAME-BY-GAME STATS

Table with columns: GAME, G, A, Pts, Sh, Up, GB, TO, CT. Rows: VILLANOVA, ROBERT MORRIS, Stony Brook, Yale, PENN, Cornell, Jacksonville

SEASON HIGHS

Points
Goals
Assist
Shots
Ground Balls3vs. Villanova (2/2/19)
Caused Turnovers12x, last vs. Robert Morris (2/9/19)

CAREER HIGHS

Points
Goals
Assist
Shots
Ground Balls32; last vs. Villanova (2/2/19)
Caused Turnovers2vs. Johns Hopkins (4/14/18)

CAREER STATS

Table with columns: Year, GP-GS, G, A, Pts, Sh, Pct., GB, TO, CT, Pen. Rows: 2018, 2019, Total

PLAYER BIOS

DAN REAUME #26

REDSHIRT FRESHMAN | MIDFIELD | 6-0 | 180
BEVERLY HILLS, MICH. | BROTHER RICE

GAME-BY-GAME STATS

GAME	G	A	Pts	Sh	Up	GB	TO	CT
VILLANOVA	1	0	1	4	-	0	1	0
ROBERT MORRIS	1	1	2	1	0	0	0	0
Stony Brook	1	0	1	4	0	0	0	1
Yale	1	0	1	1	0	0	0	0
PENN	0	1	1	2	0	0	1	0
Cornell	2	0	2	3	0	2	1	0
Jacksonville	0	1	1	0	0	0	0	0

SEASON HIGHS

Points 2 2x, last vs Cornell (3/8/19)
Goals 2 vs Cornell (3/8/19)
Assist 1 vs Jacksonville (3/10/19)
Shots 4 2x, last at Stony Brook (2/16/19)
Ground Balls
Caused Turnovers 1 at Stony Brook (2/16/19)

CAREER HIGHS

Points 2 2x, last vs Cornell (3/8/19)
Goals 2 vs Cornell (3/8/19)
Assist 1 2x, last vs. Jacksonville (3/10/19)
Shots 4 vs. Villanova (2/2/19)
Ground Balls
Caused Turnovers 1 at Stony Brook (2/16/19)

CAREER STATS

Year	GP-GS	G	A	Pts	Sh	Pct.	GB	TO	CT	Pen
2019	7-6	6	3	9	15	.400	2	3	1	0
Total	7-6	6	3	9	15	.400	2	3	1	0

CHRIS SABIA #16

SENIOR | DEFENSE | 6-2 | 185
HARLEYSVILLE, PA. | THE HAVERFORD SCHOOL

GAME-BY-GAME STATS

GAME	G	A	Pts	Sh	Up	GB	TO	CT
VILLANOVA	0	0	0	0	0	1	0	1
ROBERT MORRIS	0	0	0	0	0	1	0	3
Stony Brook	0	0	0	0	0	1	2	0
Yale	0	0	0	0	0	5	1	3
PENN	0	0	0	1	0	6	1	1
Cornell	0	0	0	0	0	0	0	0
Jacksonville	1	0	1	1	0	1	0	2

SEASON HIGHS

Points 1 vs Jacksonville (3/10/19)
Goals 1 vs Jacksonville (3/10/19)
Assist
Shots
Ground Balls 6 vs. Penn (3/2/19)
Caused Turnovers 3 2x; last at Yale (2/23/19)

CAREER HIGHS

Points 1 5x, last vs. Cornell (3/8/19)
Goals 1 5x, last vs. Cornell (3/8/19)
Assist
Shots 2 2x, last vs. Penn (3/3/18)
Ground Balls 6 vs. Penn (3/2/19)
Caused Turnovers 3 2x; last at Yale (2/23/19)

CAREER STATS

Year	GP-GS	G	A	Pts	Sh	Pct.	GB	TO	CT	Pen
2016	15-15	0	0	0	0	.000	26	2	12	3-2:30
2017	16-16	1	1	2	1	1.000	26	6	20	5-4:30
2018	14-14	5	0	5	12	.417	23	3	19	9-9:00
2019	7-7	1	0	1	2	.500	15	4	10	3-3:30
Total	52-52	7	1	8	15	.467	90	15	61	20-19:30

MITCH SCHAEFER #9

JUNIOR | MIDFIELD | 5-11 | 160
CANANDAIGUA, NY. | CANANDAIGUA ACADEMY

GAME-BY-GAME STATS

GAME	G	A	Pts	Sh	Up	GB	TO	CT
VILLANOVA	DNP	-	-	-	-	-	-	-
ROBERT MORRIS	DNP	-	-	-	-	-	-	-
Stony Brook	DNP	-	-	-	-	-	-	-
Yale	DNP	-	-	-	-	-	-	-
PENN	-	-	-	-	-	-	-	-
Cornell	DNP	-	-	-	-	-	-	-
Jacksonville	DNP	-	-	-	-	-	-	-

SEASON HIGHS

Points
Goals
Assist
Shots
Ground Balls
Caused Turnovers

CAREER HIGHS

Points
Goals
Assist
Shots
Ground Balls 1 2x, last at Fairfield (3/17/18)
Caused Turnovers 1 vs. Furman (3/6/18)

CAREER STATS

Year	GP-GS	G	A	Pts	Sh	Pct.	GB	TO	CT	Pen
2017	1-0	0	0	0	0	.000	0	0	0	0-0:00
2018	3-0	0	0	0	0	.000	2	2	0	0-0:00
2019	-	-	-	-	-	-	-	-	-	-
Total	4-0	0	0	0	0	.000	2	2	0	0-0:00

TREVOR SCOLLINS #41

SENIOR | GOALKEEPER | 6-1 | 175
MARSHFIELD MASS. | MARSHFIELD

GAME-BY-GAME STATS

GAME	G	A	Pts	Sh	Up	GB	TO	CT
VILLANOVA	0	0	0	0	0	0	0	0
ROBERT MORRIS	0	0	0	0	0	1	0	0
Stony Brook	0	0	0	0	0	1	0	0
Yale	-	-	-	-	-	-	-	-
PENN	-	-	-	-	-	-	-	-
Cornell	-	-	-	-	-	-	-	-
Jacksonville	0	0	0	0	0	0	0	0

SEASON HIGHS

Points
Goals
Assist
Shots
Ground Balls 1 2x, last at Stony Brook (2/16/19)
Caused Turnovers

CAREER HIGHS

Fewest GA
GAA
Saves 4 2x, last at Fairfield (3/17/18)
Save Percentage 1.000 vs. Robert Morris (2/6/16)
Ground Balls 2 vs. Cleveland State (3/24/18)
Caused Turnovers

CAREER STATS

Year	GP-GS	MIN	GA	GAA	SV	SV%	W-L	SF
2016	3-0	43:59	6	8.18	7	.538	0-0	20
2017	2-0	9:07	2	13.16	2	.500	0-0	6
2018	3-0	22:10	5	13.53	6	.375	0-0	16
2019	4-0	46:26	13	16.80	11	.458	0-0	42
Total	10-0	121:42	26	12.89	26	.500	0-0	84

MIKE SHINSKE #8

SOPHOMORE | MIDFIELD | 5-11 | 185
MEDFORD, N.J. | SHAWNEE

GAME-BY-GAME STATS

GAME	G	A	Pts	Sh	Up	GB	TO	CT
VILLANOVA	0	0	0	0	0	0	1	0
ROBERT MORRIS	0	0	0	0	0	0	0	0
Stony Brook	0	0	0	0	0	0	0	0
Yale	-	-	-	-	-	-	-	-
PENN	-	-	-	-	-	-	-	-
Cornell	-	-	-	-	-	-	-	-
Jacksonville	-	-	-	-	-	-	-	-

SEASON HIGHS

Points
Goals
Assist
Shots
Ground Balls
Caused Turnovers

CAREER HIGHS

Points
Goals
Assist
Shots
Ground Balls 1 2x, last vs. CSU (3/24/18)
Caused Turnovers 1 vs. CSU (3/24/18)

CAREER STATS

Year	GP-GS	G	A	Pts	Sh	Pct.	GB	TO	CT	Pen
2018	3-0	0	0	0	0	.000	2	0	1	0-0:00
2019	3-0	0	0	0	0	.000	0	0	0	0-0:00
Total	6-0	0	0	0	0	.000	2	0	1	0-0:00

JOEY SORAN #18

SOPHOMORE | DEFENSE | 6-4 | 220
AURORA, COLO. | REGIS JESUIT

GAME-BY-GAME STATS

GAME	G	A	Pts	Sh	Up	GB	TO	CT
VILLANOVA	DNP	-	-	-	-	-	-	-
ROBERT MORRIS	DNP	-	-	-	-	-	-	-
Stony Brook	DNP	-	-	-	-	-	-	-
Yale	DNP	-	-	-	-	-	-	-
Penn	-	-	-	-	-	-	-	-
Cornell	-	-	-	-	-	-	-	-
Jacksonville	-	-	-	-	-	-	-	-

SEASON HIGHS

Points
Goals
Assist
Shots
Ground Balls
Caused Turnovers

CAREER HIGHS

Points
Goals
Assist
Shots
Ground Balls
Caused Turnovers

CAREER STATS

Year	GP-GS	G	A	Pts	Sh	Pct.	GB	TO	CT	Pen
2018	2-0	0	0	0	0	.000	0	0	0	1-1:00
2019	-	-	-	-	-	-	-	-	-	-
Total	2-0	0	0	0	0	.000	0	0	0	1-1:00

PLAYER BIOS

NICK SPILLANE

#13

SENIOR | MIDFIELD | 5-10 | 165
FRANKLIN SQUARE, NY. | CAREY

GAME-BY-GAME STATS

GAME	G	A	Pts	Sh	Up	GB	TO	CT
VILLANOVA	2	0	2	5	0	0	0	0
ROBERT MORRIS	2	2	4	3	0	0	0	0
Stony Brook	0	3	3	1	0	3	1	0
Yale	2	0	2	5	1	4	1	0
PENN	3	1	4	7	0	1	0	0
Cornell	4	1	5	6	0	4	2	1
Jacksonville	0	0	0	1	0	1	1	0

SEASON HIGHS

Points5 vs. Cornell(3/8/19)
Goals4 vs. Cornell (3/8/19)
Assist.....3 at Stony Brook (2/16/19)
Shots7 vs. Penn (3/2/19)
Ground Balls.....4 vs. Cornell (3/8/19)
Caused Turnovers1 vs. Cornell (3/8/19)

CAREER HIGHS

Points7 2x, last vs. Johns Hopkins (4/14/18)
Goals5 vs. Penn (3/4/17)
Assist.....5 2x, last vs. Johns Hopkins (4/14/18)
Shots7 vs. Penn (3/2/19)
Ground Balls.....4 3x, last vs. Cornell (3/8/19)
Caused Turnovers1 2x, last vs. Cornell (3/8/19)

CAREER STATS

Year	GP-GS	G	A	Pts	Sh	Pct.	GB	TO	CT	Pen
2016	10-0	4	2	6	15	.267	2	2	0	0-0:00
2017	16-5	16	10	26	49	.327	13	9	1	0-0:00
2018	14-14	19	27	46	55	.345	23	27	2	1-1:00
2019	7-7	10	6	14	15	.667	11	6	1	1-0:30
Total	47-26	52	46	98	141	.369	50	43	4	2-1:30

BRANDON STERN

#6

REDSHIRT SOPHOMORE | MIDFIELD | 5-11 | 175
CHERRY HILL, N.J. | CHERRY HILL EAST

GAME-BY-GAME STATS

GAME	G	A	Pts	Sh	Up	GB	TO	CT
VILLANOVA	-	-	-	-	-	-	-	-
ROBERT MORRIS	0	0	0	0	0	0	0	0
Stony Brook	0	0	0	0	0	0	0	0
Yale	-	-	-	-	-	-	-	-
PENN	-	-	-	-	-	-	-	-
Cornell	-	-	-	-	-	-	-	-
Jacksonville	0	0	0	0	0	0	0	0

SEASON HIGHS

Points-
Goals-
Assist.....-
Shots-
Ground Balls.....-
Caused Turnovers-

CAREER HIGHS

Points-
Goals-
Assist.....-
Shots-
Ground Balls.....1 4x, last vs. Johns Hopkins (4/17/16)
Caused Turnovers1 vs. Hobart (2/13/16)

CAREER STATS

Year	GP-GS	G	A	Pts	Sh	Pct.	GB	TO	CT	Pen
2016	14-0	0	0	0	0	0	4	2	1	0-0:00
2017	-	-	-	-	-	-	-	-	-	-
2018	-	-	-	-	-	-	-	-	-	-
2019	3-0	0	0	0	0	0	0	0	0	0
Total	17-0	0	0	0	0	0	4	2	1	0-0:00

DYLAN SULZBACH

#38

SOPHOMORE | GOALKEEPER | 5-8 | 180
PITTSFORD NY. | SALISBURY SCHOOL

GAME-BY-GAME STATS

GAME	G	A	Pts	Sh	Up	GB	TO	CT
VILLANOVA	DNP	-	-	-	-	-	-	-
ROBERT MORRIS	0	0	0	0	0	0	0	0
Stony Brook	-	-	-	-	-	-	-	-
Yale	-	-	-	-	-	-	-	-
PENN	-	-	-	-	-	-	-	-
Cornell	-	-	-	-	-	-	-	-
Jacksonville	0	0	0	0	0	0	0	0

SEASON HIGHS

Fewest GA.....0 vs. Robert Morris (2/9/19)
GAA0 vs. Robert Morris (2/9/19)
Saves.....4 vs. Robert Morris (2/9/19)
Save Percentage1.000 vs. Robert Morris (2/9/19)
Ground Balls.....-
Caused Turnovers-

CAREER HIGHS

Fewest GA.....0 vs. Robert Morris (2/9/19)
GAA0 vs. Robert Morris (2/9/19)
Saves.....4 vs. Robert Morris (2/9/19)
Save Percentage1.000 vs. Robert Morris (2/9/19)
Ground Balls.....-
Caused Turnovers-

CAREER STATS

Year	GP-GS	MIN	GA	GAA	SV	SV%	W-L	SF
2018	-	-	-	-	-	-	-	-
2019	2-0	5:47	0	0	3	1.00	0	4
Total	2-0	5:47	0	0	3	1.00	0	4

BARRETT SUTLEY

#27

JUNIOR | MIDFIELD | 6-2 | 197
OWINGS MILLS, MD. | THE MCDONOGH SCHOOL

GAME-BY-GAME STATS

GAME	G	A	Pts	Sh	Up	GB	TO	CT
VILLANOVA	0	0	0	0	0	0	0	0
ROBERT MORRIS	1	0	1	1	0	1	0	1
Stony Brook	-	-	-	-	-	-	-	-
Yale	-	-	-	-	-	-	-	-
PENN	-	-	-	-	-	-	-	-
Cornell	-	-	-	-	-	-	-	-
Jacksonville	0	0	0	0	0	0	0	0

SEASON HIGHS

Points1 vs. Robert Morris (2/9/19)
Goals1 vs. Robert Morris (2/9/19)
Assist-
Shots1 vs. Robert Morris (2/9/19)
Ground Balls.....1 vs. Robert Morris (2/9/19)
Caused Turnovers1 vs. Robert Morris (2/9/19)

CAREER HIGHS

Points1 vs. Robert Morris (2/9/19)
Goals1 vs. Robert Morris (2/9/19)
Assist-
Shots1 2x, last vs. Robert Morris (2/9/19)
Ground Balls.....1 vs. Robert Morris (2/9/19)
Caused Turnovers1 vs. Robert Morris (2/9/19)

CAREER STATS

Year	GP-GS	G	A	Pts	Sh	Pct.	GB	TO	CT	Pen
2017	2-0	0	0	0	1	.000	0	0	0	0-0:00
2018	2-0	0	0	0	0	.000	0	0	0	0-0:00
2019	3-0	1	0	1	1	.000	1	0	1	0-0:00
Total	8-0	1	0	1	2	.500	1	0	1	0-0:00

BRIAN TOWNSEND

#19

SOPHOMORE | MIDFIELD | 6-0 | 170
SILVER SPRING, MD. | GONZAGA COLLEGE HS

GAME-BY-GAME STATS

GAME	G	A	Pts	Sh	Up	GB	TO	CT
VILLANOVA	0	0	0	1	0	0	0	0
ROBERT MORRIS	1	0	1	3	0	0	0	0
Stony Brook	0	0	0	0	0	0	0	0
Yale	0	0	0	0	1	0	0	0
PENN	0	0	0	0	0	1	0	0
Cornell	1	0	1	1	0	2	1	1
Jacksonville	1	0	1	1	0	2	1	1

SEASON HIGHS

Points1 3x, last vs. Jacksonville (3/10/19)
Goals1 3x, last vs. Jacksonville (3/10/19)
Assist-
Shots3 VS. Robert Morris (2/9/19)
Ground Balls.....1 at Yale (2/23/19)
Caused Turnovers1 2x, last vs Jacksonville (3/10/19)

CAREER HIGHS

Points3 vs. Furman (3/6/18)
Goals2 vs. Furman (3/6/18)
Assist1 7x, last vs. Michigan (4/28/18)
Shots3 4x, last VS. Robert Morris (2/9/19)
Ground Balls.....2 at Fairfield (3/17/18)
Caused Turnovers1 5x, last vs. Jacksonville (3/10/19)

CAREER STATS

Year	GP-GS	G	A	Pts	Sh	Pct.	GB	TO	CT	Pen
2018	14-5	5	7	12	20	.250	5	6	3	2-1:30
2019	7-0	3	0	4	6	.500	6	2	2	1-0:30
Total	21-5	8	7	17	26	.308	11	8	5	3-2:00

JACK TRAYNOR

#33

FRESHMAN | ATTACK | 5-9 | 170
DOWNTOWN, PA. | MALVERN PREP

GAME-BY-GAME STATS

GAME	G	A	Pts	Sh	Up	GB	TO	CT
VILLANOVA	0	0	0	2	0	0	1	0
ROBERT MORRIS	2	0	2	2	0	0	1	0
Stony Brook	2	0	2	3	0	0	1	0
Yale	0	0	0	2	0	1	1	0
PENN	0	1	1	2	0	0	0	0
Cornell	1	0	1	3	0	0	0	0
Jacksonville	0	1	1	0	0	5	1	0

SEASON HIGHS

Points2 2x, last at Stony Brook (2/16/19)
Goals2 2x, last at Stony Brook (2/16/19)
Assist1 2x, last vs. Jacksonville (3/10/19)
Shots3 2x, last vs Cornell (3/8/19)
Ground Balls.....5 vs. Jacksonville (3/10/19)
Caused Turnovers-

CAREER HIGHS

Points2 2x, last at Stony Brook (2/16/19)
Goals2 2x, last at Stony Brook (2/16/19)
Assist1 vs. Penn (3/2/19)
Shots3 2x, last vs Cornell (3/8/19)
Ground Balls.....5 vs. Jacksonville (3/10/19)
Caused Turnovers-

CAREER STATS

Year	GP-GS	G	A	Pts	Sh	Pct.	GB	TO	CT	Pen
2019	7-0	5	2	7	11	.455	6	5	0	1-1:00
Total	7-0	5	2	7	11	.455	6	5	0	1-1:00

PLAYER BIOS

JOE WHITE **#42**
FRESHMAN | ATTACK | 6-0 | 180
RICHMOND, VA. | COLLEGIATE SCHOOL

GAME-BY-GAME STATS

GAME	G	A	Pts	Sh	Up	GB	TO	CT
VILLANOVA	0	1	1	0	0	0	0	0
ROBERT MORRIS	0	0	0	1	0	0	2	0
Stony Brook	0	0	0	0	0	1	2	0
Yale	-	-	-	-	-	-	-	-
PENN	-	-	-	-	-	-	-	-
Cornell	-	-	-	-	-	-	-	-
Jacksonville	0	1	1	2	0	1	0	0

SEASON HIGHS

Points 12x, last vs. Jacksonville (3/10/19)
 Goals -
 Assist 12x, last vs. Jacksonville (3/10/19)
 Shots 2 vs. Jacksonville (3/10/19)
 Ground Balls 12x, last vs. Jacksonville (3/10/19)
 Caused Turnovers -

CAREER HIGHS

Points 12x, last vs. Jacksonville (3/10/19)
 Goals -
 Assist 12x, last vs. Jacksonville (3/10/19)
 Shots 2 vs. Jacksonville (3/10/19)
 Ground Balls 12x, last vs. Jacksonville (3/10/19)
 Caused Turnovers -

CAREER STATS

Year	GP-GS	G	A	Pts	Sh	Pct.	GB	TO	CT	Pen
2019	4-0	0	2	2	3	.000	2	3	0	0-0:00
Total	4-0	0	2	2	3	.000	2	3	0	0-0:00

COLE WILLARD **#28**
SOPHOMORE | ATTACK/MIDFIELD | 5-11 | 165
CAZENOVIA, NY. | CAZENOVIA HS

GAME-BY-GAME STATS

GAME	G	A	Pts	Sh	Up	GB	TO	CT
VILLANOVA	1	0	1	1	0	0	0	0
ROBERT MORRIS	0	0	0	0	0	2	1	0
Stony Brook	0	0	0	1	0	1	0	1
Yale	0	0	0	0	0	1	0	0
PENN	1	0	1	2	0	1	2	0
Cornell	0	0	0	0	0	1	1	0
Jacksonville	-	-	-	-	-	-	-	-

SEASON HIGHS

Points 13x, last vs. Cornell (3/9/19)
 Goals 13x, last vs. Cornell (3/9/19)
 Assist -
 Shots 24x, last vs. Cornell (3/9/19)
 Ground Balls 2 vs. Robert Morris (2/9/19)
 Caused Turnovers 1 at Stony Brook (2/16/19)

CAREER HIGHS

Points 3 at Fairfield (3/17/18)
 Goals 2 at Fairfield (3/17/18)
 Assist 1 at Fairfield (3/17/18)
 Shots 3 vs. Johns Hopkins (4/14/18)
 Ground Balls 2 3x, last vs. Robert Morris (2/9/19)
 Caused Turnovers 1 at Stony Brook (2/16/19)

CAREER STATS

Year	GP-GS	G	A	Pts	Sh	Pct.	GB	TO	CT	Pen
2018	9-0	5	1	6	10	.500	5	5	0	0-0:00
2019	7-0	3	0	3	4	.750	5	7	1	0-0:00
Total	16-0	8	1	9	14	.750	10	12	1	0-0:00

TOMMY WRIGHT **#23**
REDSHIRT JUNIOR | DEFENSE | 6-0 | 185
GARDEN CITY, NY. | GARDEN CITY

GAME-BY-GAME STATS

GAME	G	A	Pts	Sh	Up	GB	TO	CT
VILLANOVA	0	0	0	0	0	1	0	0
ROBERT MORRIS	0	0	0	0	0	1	0	0
Stony Brook	0	0	0	0	0	1	0	0
Yale	0	0	0	1	0	1	0	1
PENN	0	0	0	0	0	4	1	2

SEASON HIGHS

Points -
 Goals -
 Assist -
 Shots 1 at Yale (2/23/19)
 Ground Balls 4 vs Penn (3/2/19)
 Caused Turnovers 2 vs Penn (3/2/19)

CAREER HIGHS

Points 15x, last vs. Rutgers (4/23/17)
 Goals 1 vs. Penn (3/4/17)
 Assist 14x, last vs. Rutgers (4/23/17)
 Shots 17x; last at Yale (2/23/19)
 Ground Balls 6 vs. Rutgers (4/23/17)
 Caused Turnovers 2 vs Penn (3/2/19)

CAREER STATS

Year	GP-GS	G	A	Pts	Sh	Pct.	GB	TO	CT	Pen
2016	6-0	0	1	1	2	.000	8	3	2	0-0:00
2017	16-0	1	3	4	5	.200	22	3	7	0-0:00
2018	0-0	Redshirt	-	-	-	-	-	-	-	-
2019	5-0	0	0	0	1	.000	4	1	3	1-1:00
Total	22-0	1	4	5	8	.125	38	7	12	1-1:00