

MEMPHIS FOOTBALL

2019 BOWL GUIDE



GAME 14 | SATURDAY, DECEMBER 28, 2019 | 11 AM CT | AT&T STADIUM | ARLINGTON, TEXAS | ESPN

15/15 MEMPHIS TIGERS
12-1 OVERALL | 7-1 AMERICAN

HEAD COACH: RYAN SILVERFIELD
RECORD AT MEMPHIS: FIRST GAME
CAREER RECORD: FIRST GAME
LAST RESULT: 16/16 MEMPHIS 29, 21/21 CINCINNATI 24
STREAK: WON 7
CFP RANKING: 17



VS



12/11 PENN STATE NITTANY LIONS
10-2 OVERALL | 7-2 BIG TEN

HEAD COACH: JAMES FRANKLIN
RECORD AT PENN STATE: 55-23 (SIXTH SEASON)
CAREER RECORD: 79-38 (NINTH SEASON)
LAST RESULT: 12/11 PENN STATE 27, RUTGERS 6
STREAK: WON 1
CFP RANKING: 10

SERIES HISTORY

Overall..... First Meeting

BOWL HISTORY

Overall Record..... 5-7
Last Bowl Game..... 2018 Birmingham Bowl
Wake Forest defeated Memphis, 37-34

TELEVISION | ESPN | WATCHESPN APP

Play-by-play..... Mark Jones
Analyst..... Dusty Dvoracek
Sideline..... Olivia Dekker

RADIO | MEMPHIS TIGERS NETWORK

Play-by-play..... Dave Woloshin
Analyst..... Jarvis Greer
Sideline..... Greg Gaston

Flagsips WEGR-FM 102.7, Memphis
WREC-AM 600/WREC-FM 92.1, Memphis
Affiliates KAKJ-FM 105.3, Marianna, Ark.
KCLT-FM 104.9, West Helena, Ark.
WKBQ-FM 93.5, Covington, Tenn.
WJAK-AM 1460, Jackson, Tenn.
WJAK-FM 96.1, Jackson, Tenn.
WNQM-AM 1300, Nashville, Tenn.
WNEV-FM 98.7, Friars Point, Miss.

Online SiriusXM channels 133/202/965
National broadcast channels 121/201/964

TWITTER | #GOTIGERS60

Official Account..... @TigersAthletics
Updated News & In-Game Posts..... @MemphisFB

OTHER SOCIAL MEDIA CONTENT

Facebook..... /MemphisTigers
Instagram..... @MemphisAthletics

SETTING THE SCENE

- ▶ For the first time in program history, the Memphis Tigers are participating in a coveted New Year's Six bowl game. Memphis defeated No. 20 Cincinnati in the AAC Championship Game on Dec. 7 to claim the top Group of Five spot in the CFP rankings and a spot in the 84th Goodyear Cotton Bowl Classic.
- ▶ Memphis' AAC Championship was the first outright conference title for the Tigers since 1969. The Tigers were co-champions of The American in 2014.
- ▶ The Tigers won the AAC West Division for the third straight season after defeating Cincinnati in the regular season finale. The Nov. 29 win over Cincinnati marked the 500th win in program history.
- ▶ The Cotton Bowl marks the 13th bowl game in program history for Memphis. All-time, the Tigers are 5-7 in bowl games. Memphis currently has an AAC-leading streak of six consecutive bowl games.
- ▶ Memphis and Penn State are playing each other for the first time. The Nittany Lions finished the season with a 10-2 overall record and 7-2 mark in the Big Ten.
- ▶ Memphis' victory in the AAC Championship Game was win number 12 for the Tigers, the most in program history. The Tigers previously had three 10-win campaigns in 1938, 2014 and 2017.
- ▶ On Dec. 13, Director of Athletics Laird Veatch announced that deputy head coach **Ryan Silverfield** will take over full time as the Tigers' new head football coach. Silverfield replaces Mike Norvell, who was named the Florida State head coach on Dec. 8. Norvell led Memphis to 38 victories in the last four years.
- ▶ Since conference championship games were established in 1992, Memphis became only the eighth P6 team in FBS history to reach its conference title game three years in a row. The Tigers are the first AAC program to reach a conference championship game three straight years.
- ▶ The other seven P6 programs to reach their conference championship games three (or more) years in a row are: Alabama (1992-94; 2014-16), Clemson (2015-19), Florida (1992-96), Florida State (2012-14), Georgia (2017-19), Ohio State (2017-19) and Oklahoma (2006-08; 2017-19).

TIGERS TO WATCH



QB BRADY WHITE
3,560 PASSING YARDS | 33 TD



RB KENNETH GAINWELL
109.6 RUSH YDS/G | 15 TD



WR DAMONTE COXIE
1,144 REC. YARDS | 9 TD



DB CHRIS CLAYBROOKS
338 KR YDS | 1 TD | 30 TACKLES

2019 SCHEDULE & RESULTS

| | | | | | | | | | | | | | |
|---|--|---|---|--|--|--|--|--|---|--|--|--|--|
| | | | | | | | | | | | | | |
| OLE MISS SAT., AUG. 31 W, 15-10 ABC | SOUTHERN SAT., SEPT. 7 W, 55-24 ESPN3/WMC-TV | @ South Alabama SAT., SEPT. 14 W, 42-6 ESPN | NAVY* THUR., SEPT. 26 W, 35-23 ESPN | @ ULM SAT., OCT. 5 W, 52-33 ESPN | @ Temple* SAT., OCT. 12 L, 28-30 ESPN2 | TULANE* SAT., OCT. 19 W, 47-17 ESPN2 | @ Tulsa* SAT., OCT. 26 W, 42-41 CBSN | SMU* SAT., NOV. 2 W, 54-48 ABC | @ Houston* SAT., NOV. 16 W, 45-27 ESPN2 | @ USF* SAT., NOV. 23 W, 48-10 ESPN | CINCINNATI* FRI., NOV. 29 W, 34-24 ABC | AAC CHAMPIONSHIP VS CINCINNATI SAT., DEC. 7 W, 29-24 ABC | COTTON BOWL VS PENN STATE SAT., DEC. 28 11 AM ESPN |

TABLE OF CONTENTS

MEDIA INFORMATION.....3
 Athletic Communications Staff
 Bowl Week Schedule
 Quick Facts

ALPHABETICAL/NUMERICAL ROSTERS 4-5

DEPTH CHART.....6

COACHING STAFF 7-8
 Head Coach Ryan Silverfield
 Assistant Coaches

KICKING THINGS OFF9
 Team NCAA Rankings
 Team Statistics
 Memphis Game-by-Game Captains
 Series History
 A Look At Penn State
 Memphis and Penn State in Bowl Games

GENERAL TEAM NOTES.....10-11
 Individual NCAA Rankings
 Norvell's Impact
 Tracking the Tigers
 Trends

OFFENSE NOTES.....12-13
 General Notes
 Individual All-Time Records
 Offensive Starters

DEFENSE NOTES.....14
 General Notes
 Individual All-Time Records
 Defensive Starters

SPECIAL TEAMS NOTES.....15
 General Notes
 Individual All-Time Records

MISCELLANEOUS NOTES.....16-17
 Additional Team Notes
 American Athletic Conference
 Drive Charts
 Tigers in the NFL

CURRENT TIGERS IN THE RECORD BOOKS.....18
 Career Records
 Single-Season Records

AWARD WINNERS/ACADEMIC INFORMATION19
 AAC Weekly Awards
 Scholar-Athletes/Graduates
 National Recognition

GAME-BY-GAME RECAPS20-26
 Game 1 - Ole Miss - W, 15-10
 Game 2 - Southern - W, 55-24
 Game 3 - at South Alabama - W, 42-6
 Game 4 - Navy - W, 35-23
 Game 5 - at ULM - W, 52-33
 Game 6 - at Temple - L, 28-30
 Game 7 - Tulane - W, 47-17
 Game 8 - at Tulsa - W, 42-41
 Game 9 - SMU - W, 54-48
 Game 10 - at Houston - W, 45-27
 Game 11 - at USF - W, 49-10
 Game 12 - Cincinnati - W, 34-24
 Game 13 - Cincinnati (AAC CG) - W, 29-24

SEASON STATISTICS.....27-39
 Team/Individual
 Scoring
 All-Purpose
 Defense
 Team Game-by-Game
 Opponent Game-by-Game
 Individual Game Highs/Team Game Highs
 Opponent Individual Game Highs/Team Game Highs
 Red Zone
 By Quarter

PLAYER PAGES40-77
 Individual Capsules
 Game-by-Game
 Career High/Career Statistics

LAST TIME WHEN78-81
 Tiger Team
 Tiger Individual
 Opponent Team
 Opponent Individual

GAME RECORDS.....82-88
 Scoring (Individual/Team)
 Rushing (Individual/Team)
 Passing (Individual/Team)
 Receiving (Individual/Team)
 Total Offense (Individual/Team)
 Punting (Individual/Team)
 Kicking (Individual/Team)



RB KENNETH GAINWELL
AAC ROOKIE OF THE YEAR

- Kick Return (Individual/Team)
- Punt Return (Individual/Team)
- Defense (Individual/Team)
- Miscellaneous (Team)
- All-Purpose (Individual)

- BOWL RECORDS..... 89-101**
- 1956 Burley Bowl
 - 1971 Pasadena Bowl
 - 2003 New Orleans Bowl
 - 2004 GMAC Bowl
 - 2005 Motor City Bowl
 - 2007 New Orleans Bowl
 - 2008 St. Petersburg Bowl
 - 2014 Miami Beach Bowl
 - 2015 Birmingham Bowl
 - 2016 Boca Raton Bowl
 - 2017 Liberty Bowl
 - 2018 Birmingham Bowl
 - Bowl Records (Individual/Team)

GUIDE CREDITS

EDITORS

Jen Hannah, Tammy DeGroff and John Galatas

ASSISTANCE

Lamar Chance and Ryan Thiele

COVER DESIGN

University of Memphis Marketing and Communications Department

PHOTOGRAPHERS

Kaitlyn Becker Johnson, Trey Clark, Brandon Dill, Joe Murphy, Matthew Smith, Ben Solomon

PRINTING SERVICES

Tiger Copy & Graphics, University of Memphis

WR ANTONIO GIBSON

**AAC CO-SPECIAL TEAMS
 PLAYER OF THE YEAR**



BOWL WEEK SCHEDULE

| 23 MONDAY | 24 TUESDAY | 25 WEDNESDAY | 26 THURSDAY | 27 FRIDAY | 28 SATURDAY |
|---|---|---|---|---|---|
| <p>Head Coach Press Conference 10:10 a.m. AT&T Stadium</p> <p>Practice 10:40 a.m. (first 15 minutes open for video and photos) AT&T Stadium</p> <p>Texas Scottish Rite Hospital Visit 2-3 p.m.</p> | <p>Practice 10:15 a.m. (first 15 minutes open for video and photos) AT&T Stadium</p> | <p>Practice (Closed to Media) AT&T Stadium</p> | <p>Practice (Closed to Media) AT&T Stadium</p> <p>Media Day 1 p.m. AT&T Stadium</p> | <p>Head Coach Press Conference Omni Dallas</p> <p>Practice - Closed to Media</p> <p>Victory Walk - Closed to Media 5:20 p.m.</p> | <p>Game Day vs Penn State Kickoff - 11:05 a.m. (CT) ESPN AT&T Stadium Arlington, Texas</p> <p><i>Both head coaches and select players will be available postgame. Losing team goes first after a 10-minute cooling off period.</i></p> |

QUICK FACTS

NicknameTigers
MascotBengal Tiger
Enrollment22,044 (Fall, 2019)
Colors Blue & Gray
Conference American Athletic Conference
StadiumLiberty Bowl Memorial Stadium
Capacity..... 58,325
Playing Surface..... AstroTurf®
Affiliation NCAA FBS
President..... Dr. M. David Rudd
Athletics DirectorLaird Veatch
Faculty Athletics Rep. Lynda Wray Black

Head CoachRyan Silverfield
Record at UofM.....0-0/First Year
Overall Record..... Same
Offensive Scheme Multiple
Defensive Scheme..... Multiple

2019 Record 12-1
AAC Record/Finish7-1/1st West
All-Time Record.....501-529-33
First Year of Competition 1912
Bowl Appearances 12
Last Appearance2018, Birmingham
Bowl Record5-7-0
First Team All-Americans 20
Offensive Starters R/L.....6/5
Defensive Starters R/L.....8/3
Special Team Starters R/L.....4/1
Total Lettermen Returning..... 51
Total Lettermen Lost 23

Facebook /MemphisTigers
Twitter @TigersAthletics
 @MemphisFB
Instagram@MemphisAthletics
@MemphisFootball



The 2019 season marks the 150th anniversary of college football. On Nov. 6, 1869, the first-ever college game was played in New Brunswick, New Jersey between Rutgers and the College of New Jersey (now Princeton). Rutgers won the game by a score of 6-4 in front of 100 fans.

Memphis will be wearing the 150 patch on all of its uniform combinations this season.

MEDIA INFORMATION

BILLY J. MURPHY COMPLEX

- ▶ Memphis will practice at its home site, the Billy J. Murphy Complex, located on the University of Memphis Park Avenue Campus leading up to departure for the Cotton Bowl on Dec. 22.
Murphy Complex
1115 E. Getwell Loop
Memphis, TN 38152
- ▶ From Getwell Road, turn on N Park Loop and follow the Loop past the men’s basketball, softball, track and field and baseball facilities.
- ▶ Due to ongoing construction on the Murphy Complex, all media members are requested to access the practice fields via the track and field complex.

PRACTICE INTERVIEWS

- ▶ Practice sessions are open to media for approximately the first 15 minutes. When coaches and players are available for interviews in conjunction with practice, those sessions will be conducted after practice.

POSTGAME INTERVIEWS

- ▶ Head coach Ryan Silverfield and requested players will be made available to the media at the designated interview location inside AT&T Stadium.

VIDEO GUIDELINES

- ▶ For non-game footage, accredited organizations may distribute online non-game audio and video content, including interviews, press conferences and team practice provided that such distribution is three (3) minutes maximum per content opportunity per day, appears in an editorial context only and is **not posted live** (including through social media apps such as Periscope, Twitter, Facebook, etc.).
- ▶ The three-minute limit does not include video/ audio material that is comprised entirely of a credentialed media employee providing commentary or analysis, including pre- or post-practice stand-up material shot on the field or other facility location.

COLLEGEPRESSBOX.COM

- ▶ CollegePressBox.com is the official media website for Division I football. Access and download weekly game notes, quotes, statistics, media guides, headshots, logos and more for each conference and its member schools. Register for access at collegepressbox.com/register.

COMMUNICATIONS STAFF

Primary Football Contact Tammy DeGroff
Office Number 901-678-5787
Mobile Number 901-734-1504
Email Address tdegroff@memphis.edu
Twitter @tdegroff

Secondary Football Contact Jen Hannah
Mobile Number 217-369-4402
Email Address j.lawson@memphis.edu
Twitter @Jen_Lawson25

Secondary Football Contact John Galatas
Mobile Number 228-229-0882
Email Address jgalatas@memphis.edu
Twitter @JohnGalatas

Director of Digital Media Brad Pope
Email Address sbpope@memphis.edu

Memphis Athletic Communications
 570 Normal Street, Room 203
 Memphis, TN 38152
 Fax: 901-678-4134

Liberty Bowl Memorial Stadium
 335 Hollywood Street
 Memphis, TN 38104
 Phone: 901-729-4344



Forrest Goodman
1971-2019

The 2019 University of Memphis Football Bowl Guide is dedicated to the memory of Forrest Goodman. Goodman served as the voice of the Tigers’ pre- and post-game shows and co-hosted hundreds of coaches’ radio shows dating back to 1999. He passed away in June of 2019. Our continued thoughts and prayers are with his family and friends and with Tiger Nation, who will miss his presence both before and after games on the Memphis Tiger Radio Network.

This season, all members of the Memphis Radio Network crew will wear a memorial lapel pin in honor of Forrest.

ALPHABETICAL

| No. | Name | Pos. |
|-----|---------------------|-------|
| 8 | Connor Adair | QB |
| 37 | Jaylon Allen | DE |
| 16 | Nehemiah Augustus | LB |
| 84 | Calvin Austin III | WR |
| 76 | Blaine Bishop | OL |
| 41 | Sanchez Blake Jr. | DB |
| 68 | Nathan Bradley | OL |
| 42 | Preston Brady | LS |
| 57 | Nigel Brannon | DL |
| 95 | Keith Brigham | DL |
| 9 | John Broussard | DB |
| 99 | Braylon Brown | DL |
| 3 | Keith Brown Jr. | LB |
| 11 | Joey Bryant | DB |
| 2 | TJ Carter | DB |
| 34 | Austin Chapman | P |
| 25 | Rodrigues Clark | RB |
| 7 | Chris Claybrooks | DB |
| 13 | Jalil Clemons | DL |
| 47 | Colton Cochran | DB |
| 10 | Damonte Coxie | WR |
| 8 | Xavier Cullens | LB |
| 5 | Everitt Cunningham | DE |
| 75 | Matt Dale | OL |
| 88 | Tyce Daniel | TE |
| 72 | Michael Denson | OL |
| 79 | Scottie Dill | OL |
| 94 | Joseph Dorceus | DL |
| 97 | Wardalis Ducksworth | DL |
| 5 | Sean Dykes | TE |
| 50 | Jared Edwards | TE/OL |
| 74 | Isaac Ellis | OL |
| 77 | Obinna Eze | OL |
| 80 | Coye' Fairman | WR |
| 71 | Evan Fields | OL |
| 24 | Cameron Fleming | DB |
| 16 | Sky Forest | QB |
| 45 | Raymond Fracchia | DB |
| 32 | Jacobi Francis | DB |
| 19 | Kenneth Gainwell | RB |
| 34 | Tyler Garvey | LB |
| 14 | Antonio Gibson | WR |
| 29 | Carlito Gonzalez | DB |
| 1 | O'Bryan Goodson | DL |
| 58 | Will Gusmus | LB |
| 25 | Austin Hall | LB |
| 35 | Tim Hart | LB |
| 83 | John Hassell | TE |
| 93 | Desmond Hawkins | DL |
| 37 | Cross Holmes | PK |
| 50 | Joseph Honeysucker | DE |
| 96 | Trevis Hopper | DT |
| 55 | Bryce Huff | DE |
| 28 | Troy Hurst | DB |
| 48 | Dylan Ingram | RB |
| 81 | Javon Ivory | WR |
| 44 | Kendell Johnson | DB |

NUMERICAL ROSTER

| No. | Name | Pos. | Ht. | Wt. | Cl./Exp. | Hometown/Last School |
|-----|------------------------|------|------|-----|----------|--|
| 1 | O'Bryan Goodson | DL | 6-1 | 297 | Jr./2L | Batesville, Miss./South Panola HS |
| 1 | Traveon Samuel | WR | 5-7 | 170 | Sr./TR | Phenix City, Ala./Central HS/Louisville |
| 2 | TJ Carter | DB | 5-11 | 190 | Jr./2L | Nashville, Tenn./Stratford HS |
| 3 | Keith Brown Jr. | LB | 6-3 | 229 | R-Jr./SQ | Madison, Miss./Madison Central/Northwest Mississippi CC |
| 3 | Brady White | QB | 6-3 | 210 | R-Jr./1L | Newhall, Calif./Hart HS/Arizona State |
| 4 | Josh Perry | LB | 6-3 | 201 | R-Jr./2L | Amite, La./Amite HS |
| 5 | Everitt Cunningham | DE | 6-2 | 250 | Jr./TR | West Point, Miss./West Point HS/East Mississippi CC |
| 5 | Sean Dykes | TE | 6-2 | 224 | Sr./3L | Houston, Texas/Manvel HS |
| 6 | Kayode Oladele | DL | 6-4 | 250 | R-Fr./SQ | Miami, Fla./Champagnat Catholic HS |
| 6 | Patrick Taylor Jr. | RB | 6-3 | 225 | Sr./3L | Humble, Texas/Atascocita HS |
| 7 | Chris Claybrooks | DB | 6-0 | 180 | R-Sr./1L | Nashville, Tenn./McGavock HS/Fort Scott/Coahoma CC |
| 7 | Markevion Quinn | QB | 6-3 | 195 | R-So./SQ | Ruleville, Miss./Ruleville Central/Pearl River CC |
| 8 | Connor Adair | QB | 6-4 | 184 | R-So./1L | Trussville, Ala./Hewitt-Trussville HS |
| 8 | Xavier Cullens | LB | 6-1 | 225 | R-So./SQ | Ecru, Miss./North Pontotoc HS |
| 9 | John Broussard | DB | 6-1 | 190 | Jr./TR | Phenix City, Ala./Central HS/Auburn |
| 9 | John "Pop" Williams | WR | 5-9 | 170 | Sr./3L | Destrehan, La./Destrehan HS |
| 10 | Damonte Coxie | WR | 6-3 | 200 | R-Jr./2L | Reserve, La./East St. John |
| 10 | Morris Joseph | DL | 6-2 | 275 | Jr./TR | Orange, Texas/West Orange-Stark HS/Iowa Western CC |
| 11 | Joey Bryant | DB | 6-1 | 185 | Sr./TR | Liliha, Hawai'i/Saint Louis/Mt. San Antonio Col./Arizona State |
| 11 | Sheldon Layman | QB | 6-1 | 190 | Fr./HS | Mobile, Ala./McGill-Toolen Catholic |
| 12 | La'Andre Thomas | DB | 6-1 | 191 | R-So./2L | Jackson, Miss./Wingfield HS |
| 13 | Jalil Clemons | DL | 6-3 | 240 | Fr./HS | Starkville, Miss./Starkville HS |
| 13 | Kedarian Jones | WR | 6-1 | 189 | R-Sr./3L | Dallas, Texas/Kimball HS |
| 14 | Antonio Gibson | WR | 6-2 | 221 | Sr./1L | Stockbridge, Ga./Eagles Landing/East Central CC |
| 15 | Quindell Johnson | DB | 6-1 | 195 | R-Fr./SQ | New Orleans, La./Edna Karr |
| 15 | Drew Martin | TE | 6-3 | 230 | Fr./HS | North Little Rock, Ark./North Little Rock HS |
| 16 | Nehemiah Augustus | LB | 6-0 | 208 | R-Jr./2L | Patterson, La./Patterson HS |
| 16 | Sky Forest | QB | 6-5 | 205 | Fr./HS | Memphis, Tenn./Lausanne Collegiate HS |
| 17 | Kylan Watkins | RB | 5-11 | 170 | R-So./SQ | Memphis, Tenn./Whitehaven HS/UT Martin |
| 18 | Gabriel Rogers | DB | 6-0 | 190 | Jr./TR | Jackson, Miss./Callway HS/Jones County JC |
| 18 | Tahj Washington | WR | 5-11 | 175 | Fr./HS | Marshall, Texas/Marshall HS |
| 19 | Kenneth Gainwell | RB | 5-11 | 195 | R-Fr./1L | Yazoo City, Miss./Yazoo County |
| 21 | Timothy Taylor | RB | 5-10 | 213 | R-So./1L | Memphis, Tenn./East HS |
| 22 | Tyrez Lindsey | DB | 6-2 | 212 | R-Jr./2L | Dothan, Ala./Dothan HS |
| 23 | JJ Russell | LB | 6-1 | 225 | Jr./2L | Grenada, Miss./Grenada HS |
| 24 | Cameron Fleming | DB | 5-7 | 172 | R-Fr./1L | Cedar Hill, Texas/Cedar Hill |
| 25 | Rodrigues Clark | RB | 6-0 | 200 | Fr./HS | Starkville, Miss./Starkville HS |
| 25 | Austin Hall | LB | 6-2 | 217 | R-Sr./3L | Collierville, Tenn./Collierville HS |
| 26 | Cade Mashburn | LB | 6-2 | 220 | R-So./1L | Norman, Okla./Norman North HS |
| 26 | Marquavius Weaver | RB | 5-10 | 211 | R-So./1L | Bartlett, Tenn./Bartlett HS |
| 28 | Troy Hurst | DB | 6-2 | 190 | R-Fr./SQ | Greensburg, La./St. Helena Central |
| 29 | Carlito Gonzalez | DB | 6-1 | 195 | R-So./2L | Stone Mountain, Ga./Gephenson HS |
| 30 | Rodney Owens | DB | 6-0 | 180 | Jr./TR | Nashville, Tenn./Ensworth HS/Iowa Western CC |
| 32 | Jacobi Francis | DB | 5-10 | 180 | R-Jr./2L | Covington, Ga./Newton HS |
| 33 | Jashon Watkins-Perkins | DB | 6-4 | 200 | Fr./HS | Nashville, Tenn./East Nashville Magnet |
| 34 | Austin Chapman | P | 6-0 | 195 | Sr./TR | Atoka, Tenn./Brighton HS |
| 34 | Tyler Garvey | LB | 6-1 | 211 | R-Fr./SQ | Collierville, Tenn./Collierville HS |
| 35 | Tim Hart | LB | 6-1 | 229 | R-Jr./2L | Memphis, Tenn./Memphis University School |
| 36 | Ladarius Jordan | DB | 5-10 | 174 | R-Sr./SQ | Cordova, Tenn./St. Benedict at Auburndale HS |
| 36 | Riley Patterson | PK | 5-11 | 188 | Jr./2L | Edwardsville, Ill./Edwardsville HS |
| 37 | Jaylon Allen | DE | 6-2 | 238 | R-Fr./SQ | Humble, Texas/Atascocita HS |
| 37 | Cross Holmes | K | 5-10 | 210 | Fr./HS | Aurora, Ill./Waubonsie Valley HS |
| 38 | Jordan Monk | WR | 5-11 | 160 | Fr./HS | Germantown, Tenn./Houston HS |
| 38 | Jonathan Wilson | DL | 6-3 | 268 | Sr./3L | Port Sulphur, La./South Plaquemines HS |
| 39 | Harold Nash III | DB | 5-10 | 172 | Fr./HS | West Bloomfield, Mich./St. Mary's HS/Fork Union Military |
| 40 | Thomas Pickens | LB | 6-2 | 207 | R-Jr./2L | Memphis, Tenn./Memphis University School |
| 41 | Sanchez Blake Jr. | DB | 6-0 | 200 | R-So./1L | Olive Branch, Miss./Olive Branch HS |

NUMERICAL ROSTER

| No. | Name | Pos. | Ht. | Wt. | Cl./Exp. | Hometown/Last School |
|-------|---------------------|-------|------|-----|----------|---|
| 42 | Preston Brady | LS | 6-0 | 222 | R-So./1L | Cordova, Tenn./Evangelical Christian School |
| 42 | Devon Starling | RB | 6-0 | 190 | Fr./HS | Antioch, Tenn./Cane Ridge HS |
| 43 | Mario Nolan-Dillard | RB | 5-10 | 201 | So./SQ | Memphis, Tenn./Lausanne/Naval Academy Prep School |
| 43 | Ja'Len Sims | LB | 6-2 | 225 | Fr./HS | Fultondale, Ala./Fultondale HS |
| 44 | Kendell Johnson | DB | 5-9 | 196 | R-Fr./SQ | New Orleans, La./Edna Karr HS |
| 44/52 | Peyton Jones | OL | 6-6 | 301 | R-Sr./3L | Memphis, Tenn./Memphis University School |
| 45 | Raymond Fracchia | DB | 5-11 | 170 | Fr./HS | Memphis, Tenn./Christian Brothers HS |
| 45 | Kame Wilson | TE | 6-7 | 262 | R-Fr./SQ | Bessemer, Ala./Hueytown HS |
| 46 | Cole Mashburn | DE | 6-3 | 245 | Fr./HS | Norman, Okla./Norman North HS |
| 47 | Colton Cochran | DB | 6-0 | 202 | R-Jr./2L | Memphis, Tenn./St. Benedict at Auburndale High School |
| 48 | Dylan Ingram | RB | 6-0 | 227 | Fr./HS | Memphis, Tenn./Central HS |
| 48 | Adam Williams | P | 6-5 | 243 | R-So./1L | Lebanon, Tenn./Wilson Central |
| 49 | Treysen Neal | LS | 5-9 | 219 | So./1L | St. Louis, Mo./Wentzville Liberty HS |
| 50 | Jared Edwards | TE/OL | 6-4 | 256 | R-Fr./SQ | Evensville, Tenn./Rhea County HS |
| 50 | Joseph Honeysucker | DE | 6-3 | 235 | Fr./HS | Nashville, Tenn./Hillsboro |
| 52 | Matt Rhodes | LB | 5-11 | 230 | Fr./HS | Memphis, Tenn./Memphis University School |
| 53 | Dustin Woodard | OL | 6-2 | 295 | Sr./3L | Chandler, Ariz./Chandler HS |
| 54 | J'Len Smith | DL | 6-2 | 246 | R-So./SQ | Memphis, Tenn./Whitehaven HS |
| 55 | Bryce Huff | DE | 6-3 | 250 | Sr./3L | Mobile, Ala./St. Paul's Episcopal |
| 56 | Cortez Love | DE | 6-3 | 245 | R-Fr./1L | Memphis, Tenn./Lausanne Collegiate School |
| 56 | Dylan Parham | OL | 6-3 | 285 | R-So./1L | Carrollton, Ga./Carrollton HS |
| 57 | Nigel Brannon | DL | 6-5 | 333 | R-Fr./SQ | Oklahoma City, Okla./John Marshall |
| 58 | Will Gusmus | LB | 6-1 | 195 | Fr./HS | Germantown, Tenn./Houston HS |
| 58 | Brian Thomas | OL | 6-4 | 310 | Jr./TR | Baton Rouge, La./Scotlandville/Hutchinson CC |
| 59 | Chandler Stump | TE | 6-3 | 240 | R-Jr./2L | Franklin, Tenn./Centennial HS |
| 61 | Josh Northcutt | OL | 6-5 | 320 | R-Fr./SQ | Selmer, Tenn./McNairy Central HS |
| 67 | Manuel Orona-Lopez | OL | 6-3 | 291 | R-Jr./1L | Phoenix, Ariz./Browne HS/Glendale CC |
| 68 | Nathan Bradley | OL | 6-3 | 325 | Fr./HS | Millington, Tenn./Tipton-Rosemark Academy |
| 70 | Jacob Likes | OL | 6-2 | 280 | Fr./HS | Memphis, Tenn./Christian Brothers HS |
| 71 | Evan Fields | OL | 6-5 | 295 | R-Fr./SQ | Sharpsburg, Ga./East Coweta |
| 72 | Michael Denson | OL | 6-5 | 275 | So./TR | Rockwall, Texas/Rockwall-Heath/Tyler JC |
| 73 | Titus Jones | OL | 6-4 | 295 | R-Fr./SQ | New Orleans, La./Edna Karr |
| 74 | Isaac Ellis | OL | 6-2 | 308 | R-Fr./1L | Monroe, La./Carroll HS |
| 75 | Matt Dale | OL | 6-6 | 320 | Jr./TR | Raymond, Miss./Kemper County HS/Hinds CC |
| 76 | Blaine Bishop | OL | 6-3 | 286 | R-Fr./SQ | Tallahassee, Fla./North Florida Christian |
| 77 | Obinna Eze | OL | 6-8 | 315 | R-So./1L | Nashville, Tenn./Davidson Academy |
| 79 | Scottie Dill | OL | 6-7 | 300 | R-Sr./3L | Eads, Tenn./Briarcrest Christian School |
| 80 | Coye' Fairman | WR | 6-3 | 202 | R-So./SQ | Humble, Texas/Atascocita HS |
| 81 | Javon Ivory | WR | 6-2 | 180 | Fr./HS | Grove Hill, Ala./Clarke County HS |
| 83 | John Hassell | TE | 6-3 | 240 | R-So./SQ | Collierville, Tenn./Collierville HS |
| 84 | Calvin Austin III | WR | 5-9 | 162 | R-So./1L | Memphis, Tenn./Harding Academy |
| 86 | Joey Magnifico | TE | 6-4 | 240 | R-Sr./3L | Cordova, Tenn./St. Benedict at Auburndale HS |
| 87 | Jeremy Tate Jr. | WR | 6-4 | 220 | R-Fr./SQ | Columbus, Miss./New Hope |
| 88 | Tyce Daniel | TE | 6-4 | 240 | R-So./1L | Paducah, Ky./McCracken County HS |
| 89 | Tyler "TJ" Moore | WR | 5-10 | 163 | R-So./HS | Olive Branch, Miss./Olive Branch HS |
| 90 | John Tate IV | DL | 6-4 | 295 | R-Jr./2L | Pine Bluff, Ark./Pine Bluff HS |
| 92 | Jeremiah Maclin | DE | 6-1 | 234 | Jr./SQ | Southaven, Miss./Southaven HS/Itawamba CC |
| 93 | Desmond Hawkins | DL | 6-5 | 294 | R-Sr./1L | Memphis, Tenn./Craigmont HS/Hinds CC |
| 94 | Joseph Dorceus | DL | 6-0 | 277 | R-Jr./2L | Spring, Texas/Spring HS |
| 95 | Keith Brigham | DL | 6-3 | 281 | Sr./1L | Normal, Ill./West/Pima CC |
| 96 | Trevis Hopper | DL | 6-2 | 260 | Fr./HS | Memphis, Tenn./Central HS |
| 97 | Wardalis Ducksworth | DL | 6-4 | 246 | Jr./TR | Mize, Miss./Mize HS/Jones County JC |
| 99 | Braylon Brown | DL | 6-5 | 283 | R-So./1L | Cordova, Tenn./Cordova HS |

ALPHABETICAL

| No. | Name | Pos. |
|-------|------------------------|------|
| 15 | Quindell Johnson | DB |
| 13 | Kedarian Jones | WR |
| 44/52 | Peyton Jones | OL |
| 73 | Titus Jones | OL |
| 36 | Ladarius Jordan | DB |
| 10 | Morris Joseph | DL |
| 11 | Sheldon Layman | QB |
| 70 | Jacob Likes | OL |
| 22 | Tyrez Lindsey | DB |
| 56 | Cortez Love | DE |
| 92 | Jeremiah Maclin | DE |
| 86 | Joey Magnifico | TE |
| 15 | Drew Martin | TE |
| 26 | Cade Mashburn | LB |
| 46 | Cole Mashburn | DE |
| 38 | Jordan Monk | WR |
| 89 | Tyler "TJ" Moore | WR |
| 39 | Harold Nash III | DB |
| 49 | Treysen Neal | LS |
| 43 | Mario Nolan-Dillard | RB |
| 61 | Josh Northcutt | OL |
| 6 | Kayode Oladele | DL |
| 67 | Manuel Orona-Lopez | OL |
| 30 | Rodney Owens | DB |
| 56 | Dylan Parham | OL |
| 36 | Riley Patterson | PK |
| 4 | Josh Perry | LB |
| 40 | Thomas Pickens | LB |
| 7 | Markevion Quinn | QB |
| 52 | Matt Rhodes | LB |
| 18 | Gabriel Rogers | DB |
| 23 | JJ Russell | LB |
| 1 | Traveon Samuel | WR |
| 43 | Ja'Len Sims | LB |
| 54 | J'Len Smith | DL |
| 42 | Devon Starling | RB |
| 59 | Chandler Stump | TE |
| 90 | John Tate IV | DL |
| 87 | Jeremy Tate Jr. | WR |
| 6 | Patrick Taylor Jr. | RB |
| 21 | Timothy Taylor | RB |
| 58 | Brian Thomas | OL |
| 12 | La'Andre Thomas | DB |
| 18 | Tahj Washington | WR |
| 17 | Kylan Watkins | RB |
| 33 | Jashon Watkins-Perkins | DB |
| 26 | Marquavius Weaver | RB |
| 3 | Brady White | QB |
| 48 | Adam Williams | P |
| 9 | John "Pop" Williams | WR |
| 38 | Jonathan Wilson | DL |
| 45 | Kame Wilson | TE |
| 53 | Dustin Woodard | OL |

PARTICIPATION

| # | Name, Pos | '16 | '17 | '18 | '19 | Total | |
|----|-------------------------|-------|-------|-------|-------|-------|-------|
| 1 | O'Bryan Goodson, DL | - | 12/10 | 13/13 | 12/12 | 37/35 | |
| 1 | Traveon Samuel, WR | - | - | - | 13/0 | 13/0 | |
| 2 | T.J Carter, DB | - | 13/13 | 14/14 | 12/12 | 39/39 | |
| 3 | Keith Brown Jr., LB | - | - | 3/0 | 12/0 | 15/0 | |
| 3 | Brady White, QB | - | - | 14/14 | 13/13 | 27/27 | |
| 4 | Josh Perry, DB | - | 13/6 | 14/12 | 8/0 | 35/19 | |
| 5 | Sean Dykes, TE | 10/1 | 13/8 | 13/8 | 4/3 | 40/20 | |
| 5 | Everitt Cunningham, DE | - | - | - | 12/2 | 12/2 | |
| 6 | Kayode Oladele, DL | - | - | - | 1/0 | 1/0 | |
| 6 | Patrick Taylor Jr., RB | 13/0 | 12/2 | 14/1 | 5/1 | 44/4 | |
| 7 | Chris Claybrooks, DB | - | - | - | 13/0 | 8/0 | 21/0 |
| 8 | Connor Adair, QB | - | - | - | 2/0 | 5/0 | 7/0 |
| 8 | Xavier Cullens, LB | - | - | - | 6/0 | 12/5 | 18/5 |
| 9 | John "Pop" Williams, WR | 13/0 | 11/0 | 14/11 | 3/1 | 41/12 | |
| 9 | John Broussard | - | - | - | 7/0 | 7/0 | |
| 10 | Damonte Coxie, WR | - | 13/0 | 14/14 | 13/13 | 40/27 | |
| 10 | Morris Joseph, DL | - | - | - | 13/0 | 13/0 | |
| 11 | Joey Bryant, DB | - | - | - | 10/1 | 10/1 | |
| 12 | La'Andre Thomas, DB | - | 12/0 | 4/2 | 13/13 | 29/15 | |
| 12 | Jalil Clemons, DL | - | - | - | 12/0 | 12/0 | |
| 13 | Kedarian Jones, WR | 8/2 | 13/0 | 14/1 | 13/12 | 48/15 | |
| 14 | Antonio Gibson, WR | - | - | - | 14/0 | 13/7 | 27/7 |
| 15 | Quindell Johnson, DB | - | - | - | 1/0 | 13/4 | 14/4 |
| 16 | Nehemiah Augustus, LB | - | 13/0 | 14/0 | 10/0 | 37/0 | |
| 17 | Kylan Watkins, RB | - | - | - | 11/1 | 11/1 | |
| 18 | Gabriel Rogers, DB | - | - | - | 4/0 | 4/0 | |
| 18 | Tahj Washington, WR | - | - | - | 3/0 | 3/0 | |
| 19 | Kenneth Gainwell, RB | - | - | - | 4/0 | 13/12 | 17/12 |
| 21 | Timothy Taylor, RB | - | - | - | 5/0 | 6/0 | 11/0 |
| 22 | Tyrez Lindsey, DB | - | 11/4 | 14/14 | 13/0 | 38/18 | |
| 23 | JJ Russell, LB | - | 11/0 | 14/12 | 13/13 | 38/25 | |
| 24 | Cameron Fleming, DB | - | - | - | 2/0 | 3/0 | 5/0 |
| 25 | Austin Hall, LB | 11/11 | 13/13 | 14/14 | 12/12 | 50/50 | |
| 25 | Rodrigues Clark, RB | - | - | - | 7/0 | 7/0 | |
| 26 | Cade Mashburn, LB | - | - | - | 7/0 | 2/0 | 9/0 |
| 26 | Marquavius Weaver, RB | - | - | - | 5/0 | 7/0 | 12/0 |
| 28 | Troy Hurst, DB | - | - | - | 9/0 | 9/0 | |
| 29 | Carlito Gonzalez, DB | - | 8/0 | 3/0 | 10/0 | 21/0 | |
| 30 | Rodney Owens, DB | - | - | - | 11/0 | 11/0 | |
| 32 | Jacobi Francis, DB | - | 12/0 | 14/3 | 13/13 | 39/16 | |
| 34 | Tyler Garvey, LB | - | - | - | 10/0 | 9/0 | 19/0 |
| 35 | Tim Hart, LB | - | 13/10 | 14/3 | 13/1 | 40/14 | |
| 36 | Riley Patterson, PK | - | 13/0 | 14/0 | 13/0 | 40/0 | |
| 36 | Ladarius Jordan, DB | - | 1/0 | - | 3/0 | 4/0 | |
| 37 | Jaylon Allen, DE | - | - | - | 10/0 | 10/0 | |
| 38 | Jonathan Wilson, DL | 13/8 | 13/9 | 14/14 | 13/13 | 53/44 | |
| 40 | Thomas Pickens, DB | 2/0 | 5/0 | 10/0 | 12/10 | 30/9 | |
| 41 | Sanchez Blake Jr., DB | - | - | - | 14/0 | 9/9 | 23/9 |
| 42 | Preston Brady, H | - | - | - | 14/0 | 13/0 | 27/0 |
| 42 | Peyton Jones, DL | 2/0 | 9/0 | 14/0 | 2/0 | 27/0 | |
| 45 | Kame Wilson, TE | - | - | - | 12/3 | 12/3 | |
| 46 | Cole Mashburn, DE | - | - | - | 4/0 | 4/0 | |
| 47 | Colton Cochran, DB | - | 6/0 | 8/0 | 12/0 | 26/0 | |
| 48 | Adam Williams, P | - | - | - | 14/0 | 13/0 | 27/0 |
| 49 | Treysen Neal, LS | - | - | - | 14/0 | 13/0 | 27/0 |
| 50 | Jared Edwards, TE/OL | - | - | - | 1/0 | 1/0 | |
| 53 | Dustin Woodard, OL | 13/11 | 13/13 | 14/14 | 13/13 | 53/51 | |
| 55 | Bryce Huff, LB | 11/0 | 13/3 | 14/8 | 13/13 | 51/24 | |
| 56 | Cortez Love, DL | - | - | - | 3/0 | 3/0 | 6/0 |
| 56 | Dylan Parham, OL | - | - | - | 13/13 | 27/27 | |
| 57 | Nigel Brannon, DL | - | - | - | 13/0 | 13/0 | |
| 58 | Brian Thomas, OL | - | - | - | 2/0 | 2/0 | |
| 67 | Manuel Orona-Lopez, OL | - | - | - | 3/0 | 13/13 | 16/13 |
| 71 | Evan Fields, OL | - | - | - | 8/0 | 8/0 | |
| 72 | Michael Denson, OL | - | - | - | 1/0 | 1/0 | |
| 73 | Titus Jones, OL | - | - | - | 11/0 | 11/0 | |
| 74 | Isaac Ellis, OL | - | - | - | 3/0 | 13/0 | 16/0 |
| 75 | Matt Dale, OL | - | - | - | 1/0 | 1/0 | |
| 76 | Blaine Bishop, OL | - | - | - | 1/0 | 1/0 | |
| 77 | Obinna Eze, OL | - | - | - | 5/0 | 13/13 | 18/13 |
| 79 | Scottie Dill, OL | 13/0 | 13/0 | 14/0 | 13/13 | 53/13 | |
| 80 | Coye' Fairman, WR | - | - | - | 5/0 | 5/0 | |
| 81 | Javon Ivory, WR | - | - | - | 3/0 | 3/0 | |
| 83 | John Hassell, TE | - | - | - | 10/0 | 10/0 | |
| 84 | Calvin Austin III, WR | - | - | - | 10/0 | 12/0 | 22/0 |
| 85 | Chandler Stump, TE | - | 5/0 | 5/0 | - | 10/0 | |
| 86 | Joey Magnifico, TE | 13/3 | 13/8 | 14/12 | 13/12 | 52/35 | |
| 87 | Jeremy Tate, TE | - | - | - | 1/0 | 1/0 | |
| 88 | Tyce Daniel, TE | - | - | - | 8/0 | 11/0 | 19/0 |
| 90 | John Tate IV, DL | - | 13/1 | 14/1 | 13/0 | 40/2 | |
| 93 | Desmond Hawkins, DL | - | - | - | 7/0 | 12/1 | 19/1 |
| 94 | Joseph Dorceus, DL | - | 11/0 | 14/1 | 13/10 | 38/11 | |
| 95 | Keith Brigham, DL | - | - | - | 12/2 | 10/0 | 22/2 |
| 97 | Wardalis Duckworth, DL | - | - | - | 2/0 | 2/0 | |
| 99 | Braylon Brown, DL | - | - | - | 6/0 | 8/0 | 14/0 |

MEMPHIS DEPTH CHART

OFFENSE

| | | | | | | |
|-----------|----|--------------------|------|-----|----------|---|
| QB | 3 | Brady White | 6-3 | 205 | R-Jr./1L | Newhall, Calif./Hart HS/Arizona State |
| | 8 | Connor Adair | 6-4 | 200 | R-So./1L | Trussville, Ala./Hewitt-Trussville HS |
| | 7 | Markevious Quinn | 6-3 | 195 | R-So./SQ | Ruleville, Miss./Ruleville Central/Pearl River CC |
| RB | 6 | Patrick Taylor Jr. | 6-3 | 223 | Sr./3L | Humble, Texas/Atascocita HS |
| | 17 | Kylan Watkins | 5-11 | 178 | R-So./SQ | Memphis, Tenn./Whitehaven HS |
| | 21 | Tim Taylor | 5-10 | 213 | R-So./1L | Memphis, Tenn./East HS |
| <i>or</i> | 25 | Rodrigues Clark | 6-0 | 200 | Fr./HS | Starkville, Miss./Starkville HS |
| TB | 19 | Kenneth Gainwell | 5-11 | 195 | R-Fr./1L | Yazoo City, Miss./Yazoo County HS |
| | 1 | Traveon Samuel | 5-7 | 180 | R-Sr./TR | Phenix City, Ala./Central HS/Louisville/Troy |
| WR | 14 | Antonio Gibson | 6-2 | 221 | Sr./1L | Stockbridge, Ga./Eagles Landing/East Central CC |
| <i>or</i> | 18 | Tahj Washington | 5-11 | 175 | Fr./HS | Marshall, Texas/Marshall HS |
| WR | 10 | Damonte Coxie | 6-3 | 200 | R-Jr./2L | Reserve, La./East St. John HS |
| | 80 | Coye' Fairman | 6-3 | 202 | R-So./SQ | Humble, Texas/Atascocita HS |
| | 81 | Javon Ivory | 6-2 | 196 | Fr./HS | Grove Hill, Ala./Clarke County HS |
| WR | 13 | Kedarian Jones | 6-1 | 189 | R-Sr./3L | Dallas, Texas/Kimbrell HS |
| <i>or</i> | 84 | Calvin Austin III | 5-9 | 162 | R-So./1L | Memphis, Tenn./Harding Academy |
| TE | 86 | Joey Magnifico | 6-4 | 235 | R-Sr./3L | Cordova, Tenn./St. Benedict at Auburndale HS |
| | 45 | Kame Wilson | 6-7 | 262 | R-Fr./SQ | Bessemer, Ala./Hueytown HS |
| <i>or</i> | 88 | Tyce Daniel | 6-4 | 238 | R-So./1L | Paducah, Ky./McCracken County HS |
| LT | 77 | Obinna Eze | 6-8 | 303 | R-So./1L | Nashville, Tenn./Davidson Academy |
| | 58 | Brian Thomas | 6-4 | 310 | Jr./TR | Baton Rouge, La./Scotlandville/Hutchinson CC |
| LG | 56 | Dylan Parham | 6-3 | 273 | R-So./1L | Carrollton, Ga./Carrollton HS |
| | 73 | Titus Jones | 6-4 | 268 | R-Fr./SQ | New Orleans, La./Edna Karr HS |
| C | 53 | Dustin Woodard | 6-2 | 285 | Sr./3L | Chandler, Ariz./Chandler HS |
| | 74 | Isaac Ellis | 6-2 | 325 | R-Fr./1L | Monroe, La./Carroll HS |
| RG | 67 | Manuel Orona-Lopez | 6-3 | 291 | R-Jr./1L | Phoenix, Ariz./Browne HS/Glendale CC |
| | 71 | Evan Fields | 6-5 | 277 | R-Fr./SQ | Sharpsburg, Ga./East Coweta HS |
| RT | 79 | Scottie Dill | 6-7 | 295 | R-Sr./3L | Eads, Tenn./Briarcrest Christian School |
| | 75 | Matt Dale | 6-6 | 335 | Jr./TR | Raymond, Miss./Kemper County HS/Hinds CC |

DEFENSE

| | | | | | | |
|-------------|----|--------------------|------|-----|----------|---|
| END | 55 | Bryce Huff | 6-3 | 243 | Sr./3L | Mobile, Ala./St. Paul's Episcopal |
| | 13 | Jalil Clemons | 6-3 | 240 | Fr./HS | Starkville, Miss./Starkville HS |
| | 6 | Kayode Oladele | 6-4 | 250 | R-Fr./SQ | Miami, Fla./Chapagnat Catholic HS |
| NT | 1 | O'Bryan Goodson | 6-1 | 297 | Jr./2L | Batesville, Miss./South Panola HS |
| | 93 | Desmond Hawkins | 6-5 | 294 | R-Sr./1L | Memphis, Tenn./Craigmont HS/Hinds CC |
| <i>or</i> | 90 | John Tate | 6-4 | 295 | R-Jr./2L | Pine Bluff, Ark./Pine Bluff HS |
| DT | 38 | Jonathan Wilson | 6-3 | 268 | Sr./3L | Port Sulphur, La./South Plaquemines HS |
| | 99 | Braylon Brown | 6-4 | 260 | R-So./1L | Cordova, Tenn./Cordova HS |
| <i>or</i> | 10 | Morris Joseph | 6-2 | 275 | Jr./TR | Orange, Texas/West Orange-Stark HS/Iowa Western CC |
| FOX | 94 | Joseph Dorceus | 6-0 | 277 | R-Jr./2L | Spring, Texas/Spring HS |
| | 5 | Everitt Cunningham | 6-2 | 250 | Jr./TR | West Point, Miss./West Point HS/East Mississippi CC |
| MIKE | 23 | JJ Russell | 6-1 | 210 | Jr./2L | Grenada, Miss./Grenada HS |
| | 35 | Tim Hart | 6-1 | 224 | R-So./2L | Memphis, Tenn./Memphis University School |
| | 3 | Keith Brown | 6-1 | 236 | R-Jr./1L | Madison, Miss./Madison Central HS/Northwest Mississippi |
| WILL | 25 | Austin Hall | 6-2 | 225 | R-Sr./3L | Collierville, Tenn./Collierville HS |
| | 8 | Xavier Cullens | 6-1 | 220 | R-So./1L | Ecru, Miss./North Pontotoc HS |
| | 3 | Keith Brown | 6-1 | 236 | R-Jr./1L | Madison, Miss./Madison Central HS/Northwest Mississippi |
| STUD | 40 | Thomas Pickens | 6-2 | 207 | R-Jr./2L | Memphis, Tenn./MUS |
| | 4 | Josh Perry | 6-2 | 200 | R-Jr./2L | Amite, La./Amite HS |
| | 30 | Rodney Owens | 6-0 | 199 | R-So./TR | Nashville, Tenn./Ensworth HS/Iowa Western CC |
| CB | 32 | Jacobi Francis | 5-10 | 186 | R-Jr./2L | Covington, Ga./Newton HS |
| | 24 | Cameron Fleming | 5-7 | 176 | R-Fr./1L | Cedar Hill, Texas/Cedar Hill HS |
| FS | 12 | La'Andre Thomas | 6-1 | 191 | R-So./2L | Jackson, Miss./Wingfield HS |
| | 15 | Quindell Johnson | 6-1 | 195 | R-Fr./SQ | New Orleans, La./Edna Karr HS |
| BS | 41 | Sanchez Blake Jr. | 6-0 | 200 | R-So./1L | Olive Branch, Miss./Olive Branch HS |
| | 15 | Quindell Johnson | 6-1 | 195 | R-Fr./SQ | New Orleans, La./Edna Karr HS |
| CB | 7 | Chris Claybrooks | 6-0 | 180 | R-Sr./1L | Nashville, Tenn./McGavock HS/Fort Smith/Coahoma CC |
| | 11 | Joey Bryant | 6-1 | 180 | Sr./TR | Liliha, Hawai'i/Saint Louis HS/Arizona State |

SPECIAL TEAMS

| | | | | | | |
|-----------|----|-------------------|------|-----|----------|--|
| PK | 36 | Riley Patterson | 6-0 | 180 | Jr./2L | Edwardsville, Ill./Edwardsville HS |
| | 37 | Cross Holmes | 5-10 | 210 | Fr./HS | Aurora, Ill./Waubonsie Valley HS |
| P | 48 | Adam Williams | 6-5 | 243 | R-So./1L | Lebanon, Tenn./Wilson Central |
| LS | 49 | Treysen Neal | 5-9 | 219 | So./1L | Lake St. Louis, Mo./Wentzville Liberty HS |
| <i>or</i> | 42 | Preston Brady | 6-0 | 222 | R-So./1L | Cordova, Tenn./Evangelical Christian School |
| H | 42 | Preston Brady | 6-0 | 222 | R-So./1L | Cordova, Tenn./Evangelical Christian School |
| PR | 84 | Calvin Austin III | 5-9 | 162 | R-So./1L | Memphis, Tenn./Harding Academy |
| <i>or</i> | 1 | Traveon Samuel | 5-7 | 170 | Sr./TR | Phenix City, Ala./Central HS/Louisville |
| KR | 14 | Antonio Gibson | 6-2 | 221 | Sr./1L | Stockbridge, Ga./Eagles Landing/East Central CC |
| | 7 | Chris Claybrooks | 6-0 | 180 | R-Sr./1L | Nashville, Tenn./McGavock HS/Fort Smith/Coahoma CC |

PRONUNCIATION KEYS

Connor Adair Ay-dare
 Nehemiah Augustus NEE-uh-my-uh
 John Broussard Brew-sard
 Jalil Clemons JUH-LEEL
 Damonte Coxie Coax-ee
 Tyce Daniel Tyce rhymes with dice
 Joseph Dorceus DOOR-see-us
 Obinna Eze Oh-ben-uh Easy
 Coye' Fairman Coy
 Raymond Fracchia Frock-EE-uh

Quindell Johnson Quinn-dell
 Kedarian Jones Kuh-dare-ee-in
 Cortez Love Core-tez
 Joey Magnifico Mag-nif-uh-co
 Kayode Oladele Kai-you-day Oh-la-dell-ly
 Manuel Orona-Lopez Manh-well Oh-row-na
 Markevious Quinn Mar-key-vee-on
 Traveon Samuel Tray-vee-on
 La'Andre Thomas La-AHN-dre
 Marquavius Weaver Mar-kway-vee-us

MEMPHIS HEAD COACH RYAN SILVERFIELD



SILVERFIELD AT A GLANCE

- ▶ **Born:** Aug. 4, 1980
- ▶ **Alma Mater:** Hampden-Sydney College, 2003
- ▶ **Wife:** Mariana
- ▶ **Dog:** Max

COACHING EXPERIENCE

- ▶ **2019:** Head Coach, Memphis
- ▶ **2016-19:** Assistant Coach/Asst. HC/Deputy HC, Memphis
- ▶ **2015:** Offensive Analyst, Arizona State
- ▶ **2014:** Offensive Consultant, Toledo
- ▶ **2008-13:** Assistant Coach, Minnesota Vikings
- ▶ **2006-07:** Graduate Assistant, UCF
- ▶ **2005:** Quarterbacks Coach, Jacksonville
- ▶ **2004:** Head Coach, Memorial Day High School
- ▶ **2000-03:** Assistant Coach, Hampden-Sydney College
- ▶ **1999:** Assistant Coach, The Bolles School



Ryan Silverfield has been named head coach of the University of Memphis football program, Memphis Director of Athletics Laird Veatch announced Dec. 13. Silverfield becomes the 25th head coach in Memphis football history and will lead the Tigers in his first game in that role in the Dec. 28 Goodyear Cotton Bowl Classic in Dallas, Texas.

This season, Silverfield served as deputy head coach and offensive line coach, as the Tigers won their first outright conference title in 50 years. Memphis won the 2019 American Athletic Conference championship Dec. 7 with a 29-24 win over Cincinnati at Liberty Bowl Memorial Stadium. The Tigers' last outright league championship came in the Missouri Valley Conference in 1969.

Silverfield also has been a part of Memphis staffs that led the program to three straight American Athletic Conference West Division crowns from 2017-19 and four-straight bowl appearances from 2016-19. With Silverfield, Memphis has 38 wins the past four seasons, including two 10-plus win campaigns in 2017 (10-3) and 2019 (12-1). He is the only member of the staff to be a part of both 10-plus win seasons.

This season, Silverfield brought along a young offensive line that returned only two starters from 2018, with one of the starters (Dustin Woodard) moving to center as a regular for the first time in his collegiate career. Silverfield molded a line that blocked for fourth-best offense in program history (6,249 yards) and the program's third-best scoring offense (527 points).

Two of Silverfield's pupils received all-conference accolades in 2019. Woodard was named to the All-American Athletic Conference second team, and Dylan Parham, his line mate, earned all-league honorable mention recognition. Silverfield's line blocked for Kenneth Gainwell, The American's Rookie of the Year and the program's fifth 1,000-yard rusher all-time (1,425 yards), and also for all-league second team performers in quarterback Brady White, wide receivers Damonte Coxie and Antonio Gibson, and tight end Joey Magnifico. White had more than 3,000 yards passing and Coxie posted more than 1,000 yards receiving, both for a second-straight campaign.

Silverfield served as the offensive line coach and run game coordinator in 2018, overseeing the team's most consistent unit with all five starters playing every game. One year after blocking for an offense that featured consensus All-American wide receiver Anthony Miller and setting a school record for passing touchdowns, the offensive line spent the 2018 season in the trenches blocking for Memphis' first unanimous All-American in running back Darrell Henderson. Memphis set school records for total yards (7,324), points scored (601), passing touchdowns (38) and rushing touchdowns (48).

In four seasons at Memphis, Silverfield has coached five offensive linemen to all-conference honors. Gabe Kuhn (guard) and Trevon Tate (tackle) were first-team honorees in 2017, and Woodard was a first-team pick at guard in 2018 and a second-team selection at center in 2019. Parham was an honorable mention honoree in 2019.

Collectively, Silverfield's 2018 unit was one of 10 semifinalists for the Joe Moore Award, given to the best offensive line in college football. For his role leading the offensive line, Silverfield was named one of six finalists for the offensive line coach of the year award sponsored by FootballScoop. Silverfield also was recognized as one of the top recruiters in his time at Memphis. In 2017, he was ranked the fourth-best recruiter in The American by 247sports.com.

A 2018 Frank Broyles Award candidate, Silverfield first came to Memphis in 2016 with over 18 years of

FBS COACHES UNDER 40

| | | |
|----------------------------|-----------|-------------------|
| ▶ Sean Lewis | 33 | Kent State |
| ▶ Jake Spavital* | 34 | Texas State |
| ▶ Will Healy* | 34 | Charlotte |
| ▶ Walt Bell* | 35 | UMass |
| ▶ Lincoln Riley | 36 | Oklahoma |
| ▶ Eli Drinkwitz* | 36 | Missouri |
| ▶ Mike Norvell | 38 | Florida State |
| ▶ Thomas Hammock* | 38 | Northern Illinois |
| ▶ Tom Arth* | 38 | Akron |
| ▶ P.J. Fleck | 39 | Minnesota |
| ▶ Ryan Silverfield* | 39 | Memphis |
| ▶ Neal Brown | 39 | West Virginia |

* Denotes first-year head coach

coaching experience at the high school, college and NFL levels. He remains the only coach to have worked with an NCAA single-season rushing leader and an NFL single-season rushing leader. At UCF, Silverfield helped tutor Kevin Smith when the junior back led college football with 2,567 yards in 2007. Five seasons later in 2012, Silverfield was at Minnesota, where the Vikings' offensive line paved the way for Adrian Peterson's 2,097-yard season.

Just prior to coming to Memphis, Silverfield spent the last half of the 2015 football campaign with the



Silverfield and his wife, Mariana, with the 2019 AAC Championship trophy.

NFL's Detroit Lions. In a mid-season staff shake-up, the Lions brought in Silverfield as an assistant offensive line coach, and the hire paid immediate dividends. His tenure with the Lions was Silverfield's second stint in the NFL.

Before Silverfield's arrival, the Lions had a 2-7 record, and, in the three games just before he came on board, Detroit's offensive line allowed 15 sacks for 105 yards. In the season's final stretch, Silverfield helped mold an offensive line that propelled the Lions to a 5-2 record. The Lions' offensive line allowed just over three sacks per game in the last seven contests, and quarterback Matthew Stafford thrived behind Silverfield's new-look offensive line. In the seven games with Silverfield on staff, Stafford threw 17 touchdowns and only one interception. Prior to that, Stafford had 15 touchdowns and 12 interceptions.

Preceding his 2015 mid-season jump to the NFL, Silverfield was a senior offensive analyst on head coach Todd Graham's Arizona State staff. In his short time in Tempe, Ariz., the Sun Devils posted a 5-5 record on their way to a final 6-6 regular-season mark and a Motel 6 Cactus Bowl berth.

Silverfield served as an offensive consultant at Toledo in 2014 and helped the Rockets to a 9-4 overall record and a 7-1 Mid-American Conference (MAC) mark. Toledo tied for the MAC West crown and earned a GoDaddy.com Bowl berth. The Rockets' nine wins were the most since 2001, and Toledo's 63-44 bowl victory over Arkansas State was its first postseason win since 2011.

The Rockets' offensive line helped put one of the most prolific offensive seasons in Toledo football record book. The 2014 Rockets offense set school records for total offense, total rushing yardage and first downs per game and also ranked among the program's top-three in points per game (2nd), touchdowns scored (3rd) and rushing touchdowns (3rd).

Leading the charge on Silverfield's offensive line was Greg Mancz, the 2014 Vern Smith Award/MAC Player of the Year award recipient. Mancz, also an All-America second team selection, became the first offensive lineman in MAC history to be honored as the league's Player of the Year. Fellow linemen Josh Hendershot and Jeff Myers joined Mancz in earning All-MAC recognition.

Toledo's offensive line proved fruitful for the 2014 Rockets' attack. Toledo led the MAC in scoring offense, total offense, rushing offense and first downs. Rockets running back Kareem Hunt led the MAC in rushing (1,631 yards) and was tops in the nation in yards per carry (8.0). Hunt was an All-MAC first team pick and also earned GoDaddy.com Bowl MVP honors (271 yards/5 touchdowns).

Before jumping back to the collegiate ranks, Silverfield spent six seasons on the Minnesota Vikings staff. In his time in Minnesota, Silverfield helped the Vikings to two NFC North Division crowns and three NFL playoffs appearances, including a trip to the 2009 NFC championship game. Silverfield began his Vikings' stint as an

offensive quality control staffer, before moving to a defensive line staff assistant in 2009 and 2010. He moved to the offensive side from 2011-13, assisting Jeff Davidson with the offensive line.

It was in the midst of his three years working with the Minnesota offensive line that Peterson had one of the most-prolific, single-season rushing performances in NFL history. In 2012, Peterson ran for a league-best 2,097 yards, falling just eight yards shy of Eric Dickerson's NFL record of 2,105. Peterson was named the 2012 NFL MVP.

Prior to his time in the NFL, Silverfield spent the 2006 and 2007 seasons at UCF. In his two campaigns in Orlando, Fla., he served as an offensive graduate assistant his first season and moved to a defensive graduate assistant spot in 2007. Silverfield was a member of the 2007 Knights staff that led the squad to a 10-4 record, a 7-1 Conference USA mark and the C-USA East Division crown. UCF defeated Tulsa, with Mike Norvell on staff, in the C-USA championship game and earned the league's AutoZone Liberty Bowl berth.

As an offensive graduate assistant, Silverfield worked with Smith in 2006. That season, Smith's sophomore campaign, he rushed for 934 yards in only nine games, setting up his explosive junior, and NCAA rushing champion, season in 2007. In his season working with the Knights defense, UCF ranked among the top-four in C-USA in scoring defense, rushing defense, passing defense and turnovers forced. The Knights held half of their opponents to 20 or fewer points in the 2007 campaign.

The season prior to his time at UCF (2005), Silverfield served as the quarterbacks coach at Jacksonville University. In 2004, at the age of 23, Silverfield was named the head coach at Memorial Day High School in Savannah, Ga.

A 2003 Hampden-Sydney College (Va.) graduate, Silverfield coached four seasons at his alma mater, starting as an offensive assistant in 2000. Then, at age 20, he was tapped as the Tigers defensive line coach and spent two seasons at that post (2001-02). In 2003, Silverfield moved back to offense and coached the tight ends and H-backs. That season, the Tigers went 9-1 and had the nation's No. 1 scoring offense in the country (47.0 ppg). Hampden-Sydney scored 45 or more points in seven of its 10 games in 2003.

Silverfield started coaching in 1999 at his alma mater, The Bolles School in Jacksonville, Fla. He played for the Bulldogs and was a member of two Florida state championship teams (1995, 1998). During his playing career, Silverfield helped Bolles to a No. 1 ranking in the USA Today Super 25 national high school football poll. Immediately after his playing career, Silverfield jumped to the coaching ranks as a Bolles School assistant in 1999.

Silverfield and his wife, Mariana, live in Collierville.

MEMPHIS COACHING STAFF



PB KEVIN CLUNE | LINEBACKERS

- ▶ Clune is in his second season on staff and first as an assistant coach.
- ▶ From 2014-17, he served as the defensive coordinator at Hawai'i (2014), Utah State (2015) and Oregon State (2016-17).
- ▶ In his first season at Oregon State, his defense held opponents to 50 fewer yards per game than the previous season and ranked fourth in passing yards per game and fifth in pass efficiency defense in the Pac-12.
- ▶ Clune has coached in five bowl games with two conference championship teams.



PB PETE LEMBO | ASSISTANT HEAD COACH/SPECIAL TEAMS COORD.

- ▶ A 2019 nominee for the Broyles Award
- ▶ Lembo joined the Memphis staff in January of 2019 after spending the last three seasons at Rice and Maryland.
- ▶ During his time at both stops, his special teams ranked among the best in the country. The 2018 Rice special teams ranked fifth in the FBS with just 16.12 kickoff return yards allowed.
- ▶ Lembo has 15 years of head coaching experience at Ball State, Elon and Lehigh.



PB TIM EDWARDS | DEFENSIVE LINE

- ▶ Edwards enters his first season as the defensive line coach for the Tigers.
- ▶ Has been the defensive line coach for Louisiana (2011-15) and Buffalo (2015-18).
- ▶ At Buffalo, his defensive line racked up 54 sacks, ranking 25 in the FBS.
- ▶ Is one of three coaches on the Memphis staff to have NFL playing experience.
- ▶ Also spent time at Florida A&M and Hampton and was a part of teams that won four MEAC titles, made three FCS playoff appearances and claimed consecutive black college national championships.



PB T.J. RUSHING | DEFENSIVE BACKS/PASS GAME COORDINATOR

- ▶ Rushing enters his second season coaching the defensive backs.
- ▶ A former Super Bowl champion with the Indianapolis Colts, Rushing is one of three Memphis coaches with playing experience in the NFL.
- ▶ Prior to Memphis, Rushing spent four of the last five seasons on the coaching staff at Arizona State where he tutored freshman All-America cornerback Chase Lucas.
- ▶ Rushing was a defensive assistant for Stanford when it finished No. 3 in both national polls, the highest AP ranking since winning the 1940 national championship.



PB KEVIN JOHNS | OFFENSIVE COORDINATOR/QUARTERBACKS

- ▶ Johns was named the offensive coordinator in January of 2019.
- ▶ He spent the 2018 season at Texas Tech and 2017 season at Western Michigan in the same role.
- ▶ Prior to Texas Tech and Western Michigan, Johns spent six seasons at Indiana where the Hoosiers rewrote 54 school records during his time there.
- ▶ In 2013, Indiana had five 1,000-yard receivers playing at the same time.
- ▶ Coached eight NFL draftees during his time in Bloomington.



PB JOHN SIMON | PASSING GAME COORDINATOR/WIDE RECEIVERS

- ▶ Simon joined the Memphis staff in January of 2019 as the passing game coordinator and the wide receivers coach.
- ▶ He is one of three coaches to compete in the NFL.
- ▶ The past two seasons, Simon spent the last two seasons as the associate head coach and running backs coach at Arizona State.
- ▶ Simon played at Louisiana Tech from 1998-2001 where he gained more than 4,000 all-purpose yards and caught a pass in a then-NCAA record 36 consecutive games.



PB ANTHONY JONES | RUNNING BACKS

- ▶ Jones enters his second full-time season as the running backs coach for Memphis. He first coached for Memphis in the 2017 Liberty Bowl game.
- ▶ Prior to Memphis, Jones spent five seasons as the head football coach at Cordova High School. Prior to that, he spent a season as the head coach at Westwood High School, his alma mater.
- ▶ Jones coached 75 players in six seasons that signed football scholarships.
- ▶ Attended UT Chattanooga and played wide receiver from 2004-07.



PB TONY TOKARZ | TIGHT ENDS

- ▶ Tokarz was named the assistant coach for tight ends before Memphis' Birmingham Bowl bid in 2018.
- ▶ He has spent two stints on the Memphis staff, first coming to Memphis in 2014 and serving as a defensive staff assistant with the secondary.
- ▶ The Tigers claimed their first AAC championship that season and ranked 11th nationally in scoring defense.
- ▶ He graduated from Worcester State where he started three years at quarterback.

MEMPHIS VS PENN STATE STATISTICAL COMPARISON

| NCAA TEAM RANKINGS | | | | 15/15 MEMPHIS TIGERS (12-1, 7-1 AAC) | | | | 13/12 PENN STATE NITTANY LIONS (10-2, 7-2 BIG TEN) | | | | |
|-----------------------|---------|--------|------------|--------------------------------------|-------------------------|-----------|------------|--|-----------------|-----------|------------|-----------|
| Statistic | Memphis | | Penn State | | Team Statistics | | Memphis | Opponent | Team Statistics | | Penn State | Opponent |
| | Rk | Avg. | Rk | Avg. | Points/Game | | | | Points/Game | | | |
| Rushing Offense | 34 | 196.2 | 52 | 173.5 | First Downs/Game | 23.1 | 19.8 | First Downs/Game | 20.8 | 14.1 | 14.1 | 14.1 |
| Passing Offense | 26 | 284.5 | 69 | 228.7 | Rushing Yards/Game | 196.2 | 171.6 | Rushing Yards/Game | 173.5 | 97.7 | 97.7 | 97.7 |
| Completion Percentage | 31 | 0.639 | 79 | 0.590 | Passing Comp-Att-Int | 248-388-9 | 208-393-10 | Passing Comp-Att-Int | 206-349-8 | 240-398-8 | 240-398-8 | 240-398-8 |
| Pass Efficiency | 10 | 167.41 | 46 | 143.18 | Passing Yards/Game | 284.5 | 200.7 | Passing Yards/Game | 228.7 | 232.5 | 232.5 | 232.5 |
| Scoring Offense | 8 | 40.5 | 22 | 34.3 | Total Offense/Game | 480.7 | 372.3 | Total Offense/Game | 402.2 | 330.2 | 330.2 | 330.2 |
| Total Offense | 10 | 480.7 | 67 | 402.2 | Fumbles-Lost | 19-9 | 17-8 | Fumbles-Lost | 16-5 | 25-12 | 25-12 | 25-12 |
| Rushing Defense | 79 | 171.6 | 5 | 97.7 | Penalties-Yards | 95-794 | 89-787 | Penalties-Yards | 55-574 | 69-518 | 69-518 | 69-518 |
| Pass Yards Allowed | 34 | 200.7 | 77 | 232.5 | Time of Possession/Game | 30:22 | 29:40 | Time of Possession/Game | 27:57 | 32:03 | 32:03 | 32:03 |
| Scoring Defense | 47 | 24.4 | 7 | 14.1 | Third Down Conversions | 82-177 | 76-197 | Third Down Conversions | 66-159 | 66-187 | 66-187 | 66-187 |
| Total Defense | 50 | 372.3 | 24 | 330.2 | Third-Down Percentage | 46.3% | 38.6% | Third-Down Percentage | 41.5% | 35.3% | 35.3% | 35.3% |
| Team Sacks | 33 | 2.46 | 10 | 3.25 | Fourth Down Conversions | 14-24 | 15-29 | Fourth Down Conversions | 11-16 | 15-26 | 15-26 | 15-26 |
| Turnover Margin | 65 | 0.00 | 18 | 0.58 | Fourth-Down Percentage | 58.3% | 51.7% | Fourth-Down Percentage | 68.7% | 57.7% | 57.7% | 57.7% |
| Net Punting | 34 | 39.91 | 37 | 39.62 | Red Zone Scores | 45-55 | 41-45 | Red Zone Scores | 42-47 | 22-27 | 22-27 | 22-27 |
| Punt Returns | 66 | 7.83 | 81 | 6.36 | Red Zone Percentage | 81.8% | 91.1% | Red Zone Percentage | 89.4% | 81.5% | 81.5% | 81.5% |
| Kickoff Returns | 6 | 26.53 | 80 | 19.92 | | | | | | | | |

KICKING THINGS OFF

THE MEMPHIS vs PENN STATE SERIES

- ▶ The 84th Goodyear Cotton Bowl Classic marks the first-ever meeting between Memphis and Penn State.
- ▶ Penn State becomes the 120th major opponent in the history of Memphis football. Memphis also played Southern this season for the first time in school history.
- ▶ The Nittany Lions are the fourth Big Ten opponent in program history. The Tigers have competed against Michigan and Michigan State once and Minnesota twice. Overall, Memphis is 0-4 against members of the Big Ten.
- ▶ The last game against a member of the Big Ten was Minnesota in 1998. Memphis fell by a score of 41-14 on the road.

MORE ON THE NITTANY LIONS

- ▶ Penn State is under the direction of James Franklin, who is in his sixth season at the helm of the Nittany Lions program. Franklin has won 55 games in six seasons at Penn State and recently agreed to a six-year extension.
- ▶ Penn State's senior class has won 41 games over the last four seasons (2016-19).
- ▶ The Nittany Lions have been ranked in both polls every week this season.
- ▶ Penn State has a balanced rushing attack, with three players rushing for over 350 yards this season. Journey Brown leads the way with 688 total rushing yards and 10 TDs.
- ▶ The Nittany Lions' passing game is led by Sean Clifford. Clifford has passed for 2,521 total yards with 22 TDs. He averages just shy of 230 passing yards per game.
- ▶ Defensively, Penn State allows less than 100 rushing yards per game. The Nittany Lions have two players with at least 10 TFLs (Yetur Gross-Matos and Micah Parsons) and two players with at least 6.5 sacks (Gross-Matos and Shaka Toney).
- ▶ This is the 133rd season of Penn State football. The Nittany Lions have an overall program record of 897-393-42, the eighth-most victories in the FBS.
- ▶ Penn State special teams coordinator Joe Lorig is a familiar face to Memphis. Lorig spent the 2016-18 seasons at Memphis serving in the same role.
- ▶ Per ESPN, the Penn State special teams unit comes in at No. 1 with an efficiency of 77.8 while Memphis is ranked second with a 75.8 rating.

MEMPHIS AND PENN STATE IN BOWL GAMES

- ▶ The 84th Goodyear Cotton Bowl Classic marks Memphis' 13th appearance all-time in a bowl game. The Tigers are 5-7 all-time in bowl games dating back to the 1957 Burley Bowl.
- ▶ The Oct. 19 victory over Tulane granted Memphis bowl eligibility for the sixth consecutive season.
- ▶ The earliest in a season Memphis had clinched bowl eligibility was on Oct. 17, 2015 against Ole Miss. The Oct. 19 date is the second-earliest in a season that Memphis has become bowl eligible.
- ▶ The last bowl win for Memphis was a thrilling 55-48 double-OT victory over BYU in the 2015 Miami Beach Bowl.
- ▶ The Cotton Bowl Classic marks Penn State's 50th bowl game in program history. The Nittany Lions are 29-18-2 in bowl appearances. Penn State ranks in a tie for ninth all-time in FBS history with 49 bowl appearances.
- ▶ Memphis has earned a bowl berth in each of the last six seasons, marking the longest streak among American Athletic Conference programs. The previous leader was Houston, but Memphis' road victory against the Cougars on Nov. 16 ended Houston's chances of earning a bowl berth in 2019.

ON THE UP AND UP

- ▶ Memphis has posted 57 victories since 2014, giving the Tigers the ninth-most wins in the FBS in that span. The 57 wins are the most among American Athletic Conference schools during that stretch.
- ▶ The Tigers have won 47 games from 2015 to the present day after the AAC Championship win against Cincinnati, which continues to top the previous school record of 45 for most wins in a five-year stretch set from 2014-18.
- ▶ With Memphis' 12-1 overall record, the Tigers have guaranteed at least a .500 record for the 2010s decade. Memphis last had a winning decade during the 1970s.
- ▶ The Tigers' 12-1 record marks the first time in program history the Tigers have won 12 games in a season. Memphis has had three 10-win seasons all-time (1938, 2014 and 2017).

GAME-BY-GAME CAPTAINS

Captains for the Memphis football team are named on a game-by-game basis.

- ▶ **Game 1 vs Ole Miss:** LB Austin Hall, RB Patrick Taylor Jr., DL Jonathan Wilson and OL Dustin Woodard
- ▶ **Game 2 vs Southern:** LB Austin Hall, DE Bryce Huff, WR/PR Pop Williams and OL Dustin Woodard
- ▶ **Game 3 at South Alabama:** LB Austin Hall, DE Bryce Huff, TE Joey Magnifico and OL Dustin Woodard
- ▶ **Game 4 vs Navy:** LB Austin Hall, DL Jonathan Wilson, TE Joey Magnifico and OL Dustin Woodard
- ▶ **Game 5 at ULM:** LB Austin Hall, DL Jonathan Wilson, WR Antonio Gibson and OL Dustin Woodard
- ▶ **Game 6 at Temple:** LB Austin Hall, DL Jonathan Wilson, WR Antonio Gibson and OL Dustin Woodard
- ▶ **Game 7 vs Tulane:** LB Austin Hall, DL Jonathan Wilson, TE Joey Magnifico and OL Dustin Woodard
- ▶ **Game 8 at Tulsa:** LB Austin Hall, DL Jonathan Wilson, WR Antonio Gibson and OL Dustin Woodard
- ▶ **Game 9 vs SMU:** LB Austin Hall, DL Jonathan Wilson, WR Antonio Gibson and OL Dustin Woodard
- ▶ **Game 10 at Houston:** RB Patrick Taylor Jr., DL Jonathan Wilson, OL Dustin Woodard and DL Bryce Huff
- ▶ **Game 11 at USF:** RB Patrick Taylor Jr., DL Jonathan Wilson, OL Dustin Woodard and WR Antonio Gibson
- ▶ **Game 12 vs Cincinnati:** LB Austin Hall, DL Jonathan Wilson, TE Joey Magnifico and OL Dustin Woodard
- ▶ **Game 13 vs Cincinnati:** LB Austin Hall, DL Jonathan Wilson, WR Antonio Gibson and OL Dustin Woodard
- ▶ **Game 14 vs Penn State:** LB Austin Hall, DL Jonathan Wilson, WR Antonio Gibson and OL Dustin Woodard

Season/Career Captains

Hall (12/16), Woodard (14/14), Wilson (11/11), Gibson (7/7), Magnifico (4/4), Taylor Jr. (3/3), Huff (3/3), Williams (1/1).

TRACKING THE TIGERS IN 2019

| Opponent | Game Time (CT) | Game Length | Attend. | Halftime Score | Final Score | Coin Toss | Kickoff/Receive | Memphis 1st Poss. | Opponent 1st Poss. | Game Pants | Game Jerseys | Game Helmet |
|------------------|----------------|-------------|---------|----------------|-------------|-----------|-----------------|-------------------|--------------------|------------|--------------|-------------------------|
| vs Ole Miss | 11:06 a.m. | 3:06 | 44,107 | 10-0 | 15-10 | Won | Kickoff | Punt | Punt | Gray | Gray | Blue w/ Gray Stripes |
| vs Southern | 11:05 a.m. | 3:05 | 34,487 | 27-17 | 55-24 | Won | Kickoff | FG | TD | White | Blue | Blue w/ White Tiger |
| at South Alabama | 2:30 p.m. | 3:05 | 12,373 | 23-0 | 42-6 | Won | Kickoff | Punt | Punt | White | White | Blue w/ White Tiger |
| vs Navy* | 7:03 p.m. | 3:11 | 33,909 | 14-20 | 35-23 | Won | Kickoff | TD | TD | Blue | Black | Black w/ Blue Stripes |
| at ULM | 2:52 p.m. | 3:39 | 17,143 | 29-17 | 52-33 | Lost | Kickoff | TD | Punt | White | White | White w/ Gray Stripes |
| at Temple* | 11:02 a.m. | 3:27 | 34,253 | 14-23 | 28-30 | Lost | Receive | Punt | TD | White | White | Black w/ White Stripes |
| vs Tulane* | 6:05 p.m. | 3:11 | 30,221 | 34-10 | 47-17 | Won | Kickoff | TD | FG | Blue | Blue | Blue w/ 901/White Tiger |
| at Tulsa* | 6:07 p.m. | 3:44 | 17,183 | 28-17 | 42-41 | Lost | Receive | TD | Punt | White | White | Gray w/ White Tiger |
| vs SMU* | 6:44 p.m. | 3:50 | 59,506 | 23-17 | 54-48 | Won | Kickoff | Downs | Punt | Gray | Blue | Gray w/ Blue Tiger |
| at Houston* | 2:40 p.m. | 3:11 | 25,149 | 28-20 | 45-27 | Lost | Kickoff | TD | TD | Gray | Gray | Gray w/ Blue Stripes |
| at USF* | 3:07 p.m. | 3:20 | 25,136 | 28-10 | 49-10 | Lost | Receive | Punt | TD | Black | White | White w/ Black Tiger |
| vs Cincinnati* | 2:30 p.m. | 3:15 | 36,472 | 20-17 | 34-24 | Lost | Receive | TD | FG | Black | Black | Black w/ Blue Tiger |
| vs Cincinnati^ | 2:38 p.m. | 3:45 | 33,008 | 10-14 | 29-24 | Won | Kickoff | FG | TD | Blue | Blue | Gray w/ Blue Tiger |

*Denotes American Athletic Conference game | ^Denotes American Athletic Conference Championship Game

NORVELL'S IMPACT

The last four seasons of Memphis football have been four of the best seasons the program has ever seen. Former Tiger head coach Mike Norvell led Memphis to record-breaking performances and new heights that culminate in the Tigers first-ever trip to the Goodyear Cotton Bowl Classic.

Norvell has been named a finalist for two Coach of the Year awards this season:

- ▶ Paul "Bear" Bryant Coach of the Year Award
- ▶ Eddie Robinson Coach of the Year Award

In the last four years, the Tigers have achieved a lot, including:

- ▶ Most wins in a season (12 - 2019)
- ▶ Most wins in two years (20 - 2018-19)
- ▶ Most wins in three years (30 - 2017-19)
- ▶ Most wins in four years (38 - 2016-19)
- ▶ First 7,000 yard season (7,324 - 2018)
- ▶ Most points scored in a season (601 - 2018)
- ▶ AAC Championship (2019)
- ▶ Three-straight appearances in the AAC Championship

Norvell finishes his Memphis career ranked fifth all-time with 38 victories and first all-time with a winning percentage of .717.



NATIONALLY RANKED TIGERS

- ▶ Coming in at No. 15 in both polls in week 15, Memphis has been ranked in both polls eight weeks this season. This is the 20th week in program history Memphis has been ranked in both polls (including end-of-the-year polls).
- ▶ Memphis first entered the national rankings this season on Sept. 29, coming in at No. 23 in the Coaches Poll.
- ▶ It was after week seven that the Tigers hopped into both polls for the first time since the end-of-the-year rankings in 2017. A loss at Temple on Oct. 12 knocked the Tigers out of both polls, but a win against Tulane on Oct. 19 put the Tigers right back into Amway Coaches Poll at No. 25.
- ▶ The Tigers finished ranked No. 25 in the AP Poll and No. 24 in the Coaches Poll in the final 2017 poll.
- ▶ Memphis has been ranked in one or both polls 10 times this season, which is a new program record-breaking the previous record of nine set in 2017.
- ▶ Since joining the American Athletic Conference in 2013, Memphis has been receiving votes or ranked in either poll 57 total weeks (excluding preseason and end-of-the-year polls).

THIRD TIME'S A CHARM - TIGERS WIN AAC CHAMPIONSHIP!

- ▶ In their third-straight AAC Championship Game, the Tigers were finally the ones to hoist the trophy at the end of the game.
- ▶ The Tigers defeated No. 20 Cincinnati by a score of 29-24 for Memphis' first outright conference championship since 1969.
- ▶ Since conference championship games were established in 1992, Memphis became only the eighth P6 team in FBS history to reach its conference title game three years in a row. The Tigers are the first AAC program to reach a conference championship game three straight years.
- ▶ The other seven P6 programs to reach their conference championship games three (or more) years in a row are: Alabama (1992-94; 2014-16), Clemson (2015-19), Florida (1992-96), Florida State (2012-14), Georgia (2017-19), Ohio State (2017-19) and Oklahoma (2006-08; 2017-19).

RISING TO NATIONAL PROMINENCE

- ▶ The Aug. 31 victory against Ole Miss marked the fifth-consecutive season that Memphis has hosted an opponent with a morning kickoff start time on ABC.
- ▶ The streak began with the Tigers' comeback victory against Ole Miss in 2015. That game marked the first time a Memphis game had been broadcast by an over-the-air network since the 21-17 win over No. 6 Tennessee on Nov. 9, 1996 (CBS).
- ▶ This is the first time in program history Memphis has been televised on ABC four times in the same season. The Tigers lead the nation with four home ABC broadcasts.
- ▶ Overall since 2015, Memphis has been televised on the national ABC broadcast 12 times. In addition to the five morning ABC broadcasts, the Tigers have been on ABC in back-to-back-to-back American Athletic Conference Championship games as well as the 2018 regular-season matchup against UCF, the 2017 Liberty Bowl against Iowa State, and the two home wins over SMU and Cincinnati this season.
- ▶ Prior to the 2015 Ole Miss game, Memphis had not played a game on ABC since a 24-3 loss to No. 5 Florida State in the Liberty Bowl on Oct. 25, 1980. The Tigers' 1967 game against Florida State was also broadcast by ABC.

MORNING ABC HOME GAMES (SINCE 2015)

| Date | Opponent | Result |
|----------|-------------------|----------|
| 10/17/15 | No. 12 Ole Miss | W, 37-24 |
| 11/25/16 | No. 18/21 Houston | W, 48-44 |
| 10/17/17 | No. 25 UCLA | W, 48-45 |
| 11/23/18 | Houston | W, 52-31 |
| 8/31/19 | Ole Miss | W, 15-10 |

WHERE WE'VE BEEN AND WHERE WE'RE GOING...

- ▶ The Memphis football program has seen a drastic turnaround from just 10 seasons ago.
- ▶ Memphis kicked off the 2010s decade with a 1-11 overall record. For the next the four years (2010-13), the Tigers combined to win 10 games.
- ▶ In the last four years, Memphis has won 38 games. Since 2014, that total is 57 games, the ninth-most in the FBS.
- ▶ Offensively, the Tigers have improved from just 14.4 ppg in 2010 to 40.5 ppg in 2019.
- ▶ Prior to the 2017 season, the Tigers had two 10-win seasons in program history. Memphis has doubled that total with 10 wins in 2017 and 12 wins in 2019.

TIGERS IN THE NATIONAL RANKINGS

| RB Kenneth Gainwell | | | WR Antonio Gibson | | | QB Brady White | | |
|---------------------|-----------|-------|-------------------|-----------|-------|--------------------|-----------|-------|
| Category | NCAA Rank | Value | Category | NCAA Rank | Value | Category | NCAA Rank | Value |
| Total Rushing Yards | 8th | 1,425 | Kick Returns | 7th | 28.8 | Passing TD | 6th | 33 |
| All-Purpose/Game | 9th | 150.5 | Yards/Reception | 14th | 19.9 | Yards/Pass Attempt | 7th | 9.6 |
| Rushing Yds/Game | 14th | 109.6 | | | | Passing Efficiency | 7th | 177.7 |
| Rushing TD | 21st | 12 | | | | Total Yards | 9th | 3,560 |
| Total TD | 23rd | 15 | | | | Passing Yards/Game | 20th | 273.8 |
| Rushing Yards/Carry | 29th | 6.42 | | | | Completion % | 28th | 64.2 |

TIGER TRENDS

| | 2016-19 | 2019 |
|---|----------------|------|
| Home | 25-3 | 7-0 |
| Road | 13-9 | 5-1 |
| Neutral | 0-3 | 0-0 |
| Grass | 3-6 | 1-1 |
| Artificial Turf | 35-9 | 11-0 |
| Won Coin Toss | 22-8 | 7-0 |
| Lost Coin Toss | 16-7 | 5-1 |
| Memphis' Record When... | | |
| Leading after the 1st quarter | 24-4 | 8-0 |
| Trailing after the 1st quarter | 10-9 | 3-1 |
| Tied after the 1st quarter | 5-2 | 1-0 |
| Leading at halftime | 30-4 | 10-0 |
| Trailing at halftime | 6-11 | 2-1 |
| Tied at halftime | 2-0 | 0-0 |
| Leading after the 3rd quarter | 35-3 | 11-0 |
| Trailing after the 3rd quarter | 2-12 | 1-1 |
| Tied after 3rd quarter | 1-0 | 0-0 |
| Leading with less than 2:00 to play | 35-1 | 11-0 |
| Trailing with less than 2:00 to play | 3-13 | 1-1 |
| Tied with less than 2:00 to play | 0-1 | 0-0 |
| Scores first | 21-5 | 5-1 |
| Opponent scores first | 17-10 | 7-0 |
| Scores 20+ points | 37-14 | 11-1 |
| Opponent scores 20+ points | 23-15 | 8-1 |
| Holds opponents to 20 points or less | 14-0 | 4-0 |
| Game is decided by 3 points or less | 3-5 | 1-1 |
| Game is decided by 10 points or less | 11-6 | 4-1 |
| Memphis' Record With... | | |
| Less than 150 yards rushing | 7-7 | 2-1 |
| 150+ yards rushing | 31-8 | 10-0 |
| 200+ yards passing | 24-11 | 6-0 |
| 300+ yards passing | 15-8 | 4-1 |
| 300+ total offense | 25-12 | 2-0 |
| 400+ total offense | 24-9 | 4-1 |
| 500+ total offense | 20-4 | 6-0 |
| 70+ total plays | 22-11 | 4-1 |
| 80+ total plays | 6-7 | 3-0 |
| Memphis' Record When Allowing... | | |
| Less than 150 yards rushing | 23-1 | 4-0 |
| 150+ yards rushing | 15-13 | 8-1 |
| 200+ yards passing | 19-11 | 2-1 |
| 300+ yards passing | 12-8 | 2-0 |
| 300+ total offense | 21-12 | 3-0 |
| 400+ total offense | 12-12 | 2-1 |
| 500+ total offense | 8-10 | 3-0 |
| 70+ total plays | 24-12 | 5-1 |
| 80+ total plays | 13-7 | 2-1 |
| Memphis' Record When... | | |
| Committing fewer turnovers | 23-3 | 5-0 |
| Committing more turnovers | 6-8 | 4-1 |
| Turnovers are the same | 9-4 | 3-0 |
| Having fewer penalty yards | 17-9 | 7-1 |
| Having more penalty yards | 21-6 | 5-0 |
| Leading time of possession | 18-5 | 8-0 |
| Trailing time of possession | 20-10 | 4-1 |
| Memphis' High & Low Water Marks... | | |
| Largest halftime lead | +56 (9/1/18) | +24 |
| Largest halftime deficit | -28 (10/20/18) | -9 |
| Highest number of plays | 100 | 89 |
| Lowest number of plays | 43 (9/26/19) | 43 |
| Opponent highest # of plays | 101 (10/26/19) | 101 |
| Opponent lowest # of plays | 50 (11/23/19) | 50 |
| Warmest Game Temperature | 91° (10/5/19) | 91° |
| Coldest Game Temperature | 37° (11/10/18) | 49° |
| Memphis' Record For... | | |
| Day games | 18-9 | 8-1 |
| Night games (5 p.m. kickoff or later) | 20-5 | 4-0 |
| Games with temperature 40s or below | 3-2 | 1-0 |
| Games with temperatures in 50s | 6-2 | 2-0 |
| Games with temperatures in 60s | 10-3 | 3-1 |
| Games with temperatures in 70s | 6-4 | 2-0 |
| Games with temperatures in 80s | 9-3 | 2-0 |
| Games with temperatures in 90s | 4-0 | 2-0 |

KICKOFF RETURN TDS (LAST FOUR YEARS)

| Team | Total # of TDs |
|-----------------|----------------|
| Memphis | 11 |
| San Diego State | 8 |
| Kansas State | 7 |
| Troy | 6 |
| Five programs | 5 |

THE BEST IN THE COUNTRY

- ▶ Against Navy, DB **Gabriel Rogers** returned a 99-yard kickoff return for a TD on his very first kickoff return. That was the fourth-longest return in program history.
- ▶ Rogers' TD marked the fourth straight season the Tigers returned a kickoff for a TD.
- ▶ Only Memphis and Troy have returned a kickoff in each of the last four years.

- ▶ WR **Antonio Gibson** joined in on the fun in Memphis' 54-48 victory over SMU on Nov. 2. Gibson recorded his first and the Tigers' second kickoff return TD of the 2019 season to open the second half against the Mustangs. DB **Chris Claybrooks** followed suit with his first kickoff return TD in the Black Friday win over Cincinnati.
- ▶ The Tigers have returned 11 kickoffs for a TD in the last four years, the most in the nation. Tony Pollard accounts for seven of those, while Darrell Henderson, Claybrooks, Gibson and Rogers account for the other four.
- ▶ Memphis finished the season second nationally in total kick return yardage (1,194) and sixth in average return (26.53).

MEMPHIS' 70+ YARD PLAYS IN 2019

- ▶ *99-yard KO return - DB **Gabriel Rogers**
 - ▶ *97-yard KO return - WR **Antonio Gibson**
 - ▶ *94-yard KO return - DB **Chris Claybrooks**
 - ▶ *78-yard rush - WR **Antonio Gibson**
 - ▶ *75-yard rush - RB **Kenneth Gainwell**
 - ▶ *73-yard pass - QB **Brady White** to WR **Antonio Gibson**
 - ▶ 72-yard rush - RB **Kylan Watkins**
 - ▶ 71-yard rush - RB **Kenneth Gainwell**
- *Denotes TD play

SCORING PLAYS OF MORE 70 YARDS OR MORE (IN THE SAME GAME)

- ▶ Against Navy, Memphis had three scoring plays of 70 yards or more. RB **Kenneth Gainwell** had the first play with a 75-yard scamper on Memphis' first play of the game. DB **Gabriel Rogers** recorded a 99-yard kickoff return TD in the second quarter. WR **Antonio Gibson** logged a career-long 73-yard catch in the third quarter.
- ▶ Memphis has eight total plays this season of at least 70 yards.
- ▶ In 2017, Memphis had three games with two scoring plays of at least 70 yards (Mercer, UCF and ECU). There were a total of 10 scoring plays of over 70 yards in 2018.

EXPLOSIVE PLAYS FOR EXPLOSIVE PLAYERS

- ▶ Entering the bowl season, Memphis ranks first nationally with 32 plays of 40-plus yards and 19 plays of over 50-plus yards.
- ▶ WR **Antonio Gibson** leads the nation with seven plays over 50 yards.
- ▶ RB **Kenneth Gainwell** ranks first nationally with five plays over 60 yards and third nationally with 23 plays of at least 20 yards.
- ▶ The duo of Gibson and Gainwell are two of just four players nationally to have 300 rushing yards and 500 receiving yards this season. All but five of Gibson's rushing yards have come in the last six games.
- ▶ Five different players have recorded catches of over 50 yards this season.
- ▶ In addition to Gainwell, RB **Kylan Watkins** and WR **Antonio Gibson** have recorded runs over 50 yards.
- ▶ Memphis has also had four players record 100-yard rushing performances this season (RB **Patrick Taylor Jr.**, **Gainwell**, **Gibson** and **Watkins**).

MEMPHIS ALL-AMERICANS SINCE 2013

- ▶ 2013 - P Tom Hornsey (consensus)
- ▶ 2015 - K Jake Elliott (2x All-American)
- ▶ 2016 - K Jake Elliott (Senior CLASS)
KR Tony Pollard (2x Freshman AA)
- ▶ 2017 - DB **TJ Carter** (3x Freshman AA)
WR Anthony Miller (consensus)
KR Tony Pollard (7x All-American)
- ▶ 2018 - RB Darrell Henderson (consensus)
- ▶ 2019 - RB **Kenneth Gainwell** (2x All-American)

HOW'S IT FEEL TO BE AN ALL-AMERICAN?

- ▶ Redshirt freshman RB **Kenneth Gainwell** was named Second Team All-America by Sporting News and AFCA.
- ▶ Memphis has had six different players earn All-American honors since 2016.
- ▶ In program history, Memphis has had 82 players earn the distinction of All-American.
- ▶ Four of the six Memphis All-Americans since 2015 are on current NFL rosters.

OFFENSIVE RANKINGS

INDIVIDUAL CAREER PASSING YARDS

| Rk | Player | Years | Yards |
|----|--------------------|---------------------|--------------|
| 1 | Danny Wimprine | 2001-04 | 10,215 |
| 2 | Paxton Lynch | 2013-15 | 8,863 |
| 3 | Riley Ferguson | 2016-17 | 7,955 |
| 4 | Brady White | 2018-Present | 6,856 |
| 5 | Martin Hankins | 2006-07 | 5,770 |
| 6 | Danny Sparkman | 1983-85 | 4,311 |
| 7 | Lloyd Patterson | 1975-78 | 4,201 |
| 8 | Steve Matthews | 1992-93 | 3,980 |
| 9 | Bernard Oden | 1995-97 | 2,686 |
| 10 | Will Hudgens | 2005-09 | 2,681 |

INDIVIDUAL CAREER PASS COMPLETION PERCENTAGE

| Rk | Player | Years | Pct. |
|----|--------------------|---------------------|-------------|
| 1 | Jacob Karam | 2012-13 | 63.7 |
| 2 | Brady White | 2018-Present | 63.4 |
| 3 | Riley Ferguson | 2016-17 | 63.1 |
| 4 | Paxton Lynch | 2013-15 | 62.9 |
| 5 | Steve Matthews | 1992-93 | 61.0 |
| 6 | Martin Hankins | 2006-07 | 60.5 |
| 7 | Arkelon Hall | 2008-09 | 56.4 |
| 8 | Will Hudgens | 2005-09 | 55.8 |
| 9 | Danny Wimprine | 2001-04 | 55.0 |
| 10 | David Fowler | 1972-74 | 51.1 |

100-YARD RUSHING GAMES BY A MEMPHIS FRESHMAN*

| Year | Player | Yardage | Opponent |
|------|-------------------------|------------|----------------------|
| 1974 | Ronald Moon | 111 | Murray State |
| 1975 | Lloyd Patterson | 108 | Florida State |
| 1979 | Danny Felts | 145 | Wichita State |
| 1986 | Wayne Prior | 102 | Southern Miss |
| 1990 | Larry Porter | 206 | Arkansas State |
| 1991 | Marcus Holliday | 138 | Tennessee |
| 1991 | Marcus Holliday | 106 | Louisville |
| 1996 | Teofilo Riley | 119 | SE Louisiana |
| 2002 | DeAngelo Williams | 166 | Tulane |
| 2002 | DeAngelo Williams | 129 | Murray State |
| 2002 | DeAngelo Williams | 110 | Army |
| 2002 | DeAngelo Williams | 105 | Southern Miss |
| 2008 | Brandon Ross | 111 | SMU |
| 2013 | Marquis Warford | 173 | Arkansas State |
| 2014 | Jarvis Cooper | 101 | Austin Peay |
| 2015 | Jamarius Henderson | 112 | Tulsa |
| 2019 | Kenneth Gainwell | 145 | South Alabama |
| 2019 | Kenneth Gainwell | 104 | Navy |
| 2019 | Kenneth Gainwell | 209 | ULM |
| 2019 | Kenneth Gainwell | 106 | Temple |
| 2019 | Kenneth Gainwell | 104 | Tulane |
| 2019 | Kenneth Gainwell | 149 | Tulsa |
| 2019 | Kenneth Gainwell | 128 | USF |

*since 1972

OFFENSE NOTES

THE GAINS ARE ABUNDANT

- ▶ After the injury in game one suffered by senior RB **Patrick Taylor Jr.**, redshirt freshman RB **Kenneth Gainwell** had big shoes to fill as he stepped into the role of Memphis' starting running back.
- ▶ Gainwell answered the call with 1,425 rushing yards this season and was named the AAC Rookie of the Year.
- ▶ In addition to his all-conference accolades, Gainwell was named Second Team All-American by Sporting News and the AFCA. Gainwell marks the seventh All-American since 2013 for Memphis.
- ▶ No other AAC freshman or redshirt freshman since the inception of the league in 2013 has recorded seven, 100-yard rushing games. Shamari Brooks of Tulsa in 2017 and Marlon Mack of USF in 2014 recorded four during their freshman campaigns.
- ▶ With 1,957 all-purpose yards to-date, all from the line of scrimmage, Gainwell ranks fifth all-time on the single-season all-purpose yards list. He is currently ninth in the NCAA in total all-purpose yards.

HISTORICAL PERFORMANCES

- ▶ With 203 receiving yards and 104 rushing yards against Tulane, RB **Kenneth Gainwell** became the first player since 1997 to have a 200-100 performance in the same game (Troy Edwards, LA Tech vs Louisiana). No player in program history had even recorded a 100-100 performance in the same game prior to Gainwell's 200-100 game.
- ▶ Gainwell backed up his Tulane performance with 149 yards on the ground at Tulsa, marking the sixth-consecutive game with at least 100 yards rushing. His Tulane performance topped former Tiger and NFL first round draft pick DeAngelo Williams' mark of four set during his freshman year in 2002.
- ▶ Gainwell's 200-100 game came promptly after he recorded 106 rushing and 98 receiving yards at Temple on Oct. 12. He is still the only player in the FBS this season with at least 100 yards rushing and 100 yards receiving in the same game.
- ▶ With 307 all-purpose yards against Tulane, Gainwell became the fourth player in program history to ever record 300-plus all-purpose yards in the same game. His 307 mark is now the fourth-highest after WR **Antonio Gibson** recorded a school record 386 all-purpose yards against SMU.
- ▶ No other player in program history had recorded over 300 all-purpose yards exclusively from the line of scrimmage. The other 300-yard performances were achieved by accumulating yards on either punt returns or kickoff returns.

BRADY WHITE JUST DOING BRADY WHITE THINGS...

- ▶ Nationally, QB **Brady White** ranks in the top 20 in multiple categories, including his ranking of seventh overall in yards/pass attempt and ninth in total yards.
- ▶ White was named Second Team All-AAC after throwing for a career-high 3,560 yards with 33 TDs. He is just the second Tiger in program history to throw for over 30 TDs in a single season. Former Tiger QB Riley Ferguson recorded totals of 38 and 32 in 2017 and 2016, respectively.
- ▶ He became the fourth player in program history to eclipse 6,000 career passing yards.
- ▶ He also became the fifth quarterback in program history to throw at least 300 yards seven times in their career (Paxton Lynch - 10, Riley Ferguson - 9, Danny Wimprine - 8 and Martin Hankins - 7).
- ▶ He currently ranks in a tie for third all-time with 59 TD passes after throwing for one TD in the win against Cincinnati in the AAC Championship Game. Former Tiger Paxton Lynch finished his career with 59 TDs.

ALL-CONFERENCE GUARD

- ▶ Another constant for the Tigers this season was LG **Dylan Parham**.
- ▶ Parham has started in 27 consecutive games for the Tigers at left guard and was named to the Honorable Mention team for his work on the line this season.
- ▶ He is currently a redshirt sophomore with two years of eligibility remaining for Memphis.

BRADY WHITE 300-YARD PASSING GAMES

| Yards | Opponent | Year |
|-------|-------------|------|
| 363 | at Temple | 2019 |
| 362 | at ECU | 2018 |
| 358 | vs Tulane | 2019 |
| 358 | vs Mercer | 2018 |
| 350 | vs SMU | 2019 |
| 341 | at Houston | 2019 |
| 337 | vs Southern | 2019 |

OFFENSIVE START CHART (CAREER STARTS)

| OPPONENT | QB | RB | TB/WR | WR | WR/TE | TE | LT | LG | C | RG | RT |
|------------------|------------|----------------|------------|------------|---------------|----------------|----------|-------------|--------------|------------------|-----------|
| Ole Miss | White | Taylor Jr. (4) | Gainwell | Coxie | Jones | Magnifico | Eze | Parham | Woodard | Orona-Lopez | Dill |
| Southern | White | Gainwell | Jones | Coxie | Dykes | Magnifico | Eze | Parham | Woodard | Orona-Lopez | Dill |
| at South Alabama | White | Gainwell | Gibson | Coxie | Williams (12) | Dykes | Eze | Parham | Woodard | Orona-Lopez | Dill |
| Navy* | White | Gainwell | Jones | Coxie | Dykes (20) | Magnifico | Eze | Parham | Woodard | Orona-Lopez | Dill |
| at ULM | White | Watkins (1) | Jones | Coxie | Gibson | Magnifico | Eze | Parham | Woodard | Orona-Lopez | Dill |
| at Temple* | White | Gainwell | Jones | Coxie | Gibson | Magnifico | Eze | Parham | Woodard | Orona-Lopez | Dill |
| Tulane* | White | Gainwell | Jones | Coxie | Wilson | Magnifico | Eze | Parham | Woodard | Orona-Lopez | Dill |
| at Tulsa* | White | Gainwell | Jones | Coxie | Gibson | Magnifico | Eze | Parham | Woodard | Orona-Lopez | Dill |
| SMU* | White | Gainwell | Jones | Coxie | Gibson | Magnifico | Eze | Parham | Woodard | Orona-Lopez | Dill |
| at Houston* | White | Gainwell | Jones | Coxie | Gibson | Magnifico | Eze | Parham | Woodard | Orona-Lopez | Dill |
| at USF* | White | Gainwell | Jones | Coxie | Gibson | Magnifico | Eze | Parham | Woodard | Orona-Lopez | Dill |
| Cincinnati* | White | Gainwell | Jones (14) | Coxie | Wilson | Magnifico | Eze | Parham | Woodard | Orona-Lopez | Dill |
| Cincinnati | White (27) | Gainwell (12) | Gibson (8) | Coxie (27) | Wilson (3) | Magnifico (35) | Eze (13) | Parham (27) | Woodard (51) | Orona-Lopez (13) | Dill (13) |

OFFENSE NOTES

CONSECUTIVE STARTS FOR WOODARD

- ▶ Although the Tigers are seeing some drastic changes in the trenches with the graduation of three starting offensive lineman, one player has remained a constant for Memphis - senior OL **Dustin Woodard**.
- ▶ With a start against Cincinnati, Woodard extended his consecutive start streak to a team-high 51 consecutive starts in 53 games played. The only two games he did not start were the first two games (Southeast Missouri and Kansas) in 2016, his true freshman season.
- ▶ Former Tiger offensive lineman Drew Kyser owns the Memphis record for consecutive starts at 52 games.
- ▶ Woodard was named Second Team All-AAC after his move from guard to center. He was an all-conference guard in 2018.
- ▶ He was also named to the Outland Trophy and Rimington Trophy watch lists in July. He also is a semifinalist for the NFF's William V. Campbell Trophy and is a top 10 finalist for the Senior CLASS Award.

LEAVING HIS MARK

- ▶ Senior TE **Joey Magnifico** has left his mark on the Memphis record book after putting together another solid season for Memphis.
- ▶ Magnifico eclipsed former Tiger and current GA Alan Cross' career receiving yards by a TE record (1,050 yards) with 30 receiving yards against SMU.
- ▶ He was named Second Team All-Conference after recording 335 receiving yards with a long catch of 58 yards and two TDs.
- ▶ In his career, Magnifico has 1,063 receiving yards and 12 TDs.

WELCOME BACK MR. TAYLOR

- ▶ After missing eight games due to an injury suffered against Ole Miss in the season opener, senior RB **Patrick Taylor Jr.** returned to action in Memphis' win over Houston.
- ▶ Taylor Jr. made his presence known with three rushing TDs and 95 yards on the ground at USF.
- ▶ His three rushing TDs at USF earned him a spot on the Nov. 25 American Athletic Conference Weekly Honor Roll.
- ▶ With 35 career TDs to-date, Taylor Jr. sits one TD shy of matching Darrell Henderson and Dave Casinelli for the second-most rushing TDs in program history. DeAngelo Williams holds the record at 55 TDs.

BURSTING ONTO THE SCENE

- ▶ WR **Antonio Gibson** became the sixth Memphis player to be named the AAC Special Teams Player of the Year. He was also a First Team All-AAC pick as a return specialist and a Second Team All-AAC selection at wide receiver.
- ▶ With 386 all-purpose yards against SMU, WR **Antonio Gibson** broke the school record for most all-purpose yards in a single game. It was only the fifth time in program history a player recorded at least 300 all-purpose yards.
- ▶ Of his 386 all-purpose yards, 159 of them came on kickoff returns, including his first-career kickoff return for a TD.
- ▶ Gibson was named the Walter Camp National Offensive Player of the Week for his efforts against SMU. He was also the league's Offensive Player of the Week.
- ▶ Against SMU, he became the first Memphis player to score three different ways since Arkelon Hall in 2008 vs Louisville.
- ▶ In the AAC Championship Game, Gibson was named the Most Valuable Player after rushing for a career-high 130 yards with a rushing TD and a receiving TD. Of his 363 rushing yards this season, 358 of them have come in the last six games.
- ▶ He has scored a TD in six straight games with four rushing TDs in the last five games.
- ▶ Gibson has averaged 19.3 yards per catch in his career, which is the second-highest average gain per reception in program history. Earnest Gray has the highest average at 21.9 yards per catch.

COXIE CLIMBS THE RECORD BOOK

- ▶ WR **Damonte Coxie** eclipsed the 1,000-yard receiving mark last season, becoming just the third Tiger in program history to have a 1,000-yard receiving season - Isaac Bruce (1993) and Anthony Miller (2016, 2017).
- ▶ His 165 yards receiving in the AAC Championship Game helped him eclipse the 1,000-yard mark for the second consecutive season and he became the second player in Memphis history with multiple 1,000-yard receiving seasons (Anthony Miller).
- ▶ Memphis has had a 1,000-yard receiver for four straight years (Anthony Miller - 2016, 2017; Coxie - 2018, 2019).
- ▶ Coxie was named Second Team All-AAC after leading Memphis in receiving yards and catches.
- ▶ In his career, Coxie ranks third all-time with 2,641 total receiving yards. His 161 pass receptions are the fourth most all-time. His 19 TDs are tied for third all-time.
- ▶ His 165 receiving yards against Cincinnati in the AAC Championship Game were a season-high.
- ▶ Coxie has also made at least one reception in the last 32 consecutive games, dating back to Nov. 3, 2017 against Tulsa.
- ▶ That streak is fourth all-time at Memphis. Duke Calhoun tops the list with 49 consecutive games with a reception.

JOINING THE CLUB OF PLAYMAKERS

- ▶ Redshirt sophomore WR **Calvin Austin III** has turned into one of the many playmakers for the Tigers.
- ▶ With 81 receiving yards and a TD against Houston, Austin III played a big role in the momentum shift against the Cougars.
- ▶ Seventy-two of those yards came on Memphis' 98-yard drive to close out the second quarter, including a 16-yard TD pass from QB **Brady White**.
- ▶ Austin III averages 19.71 yards per catch and has 276 receiving yards and three TDs this season.

OFFENSIVE RANKINGS

INDIVIDUAL CAREER RECEIVING YARDS

| Rk | Player | Years | Yards |
|----|----------------------|---------------------|--------------|
| 1 | Anthony Miller | 2015-17 | 3,590 |
| 2 | Duke Calhoun | 2006-09 | 2,981 |
| 3 | Damonte Coxie | 2017-Present | 2,641 |
| 4 | Carlos Singleton | 2006-09 | 2,365 |
| 5 | Earnest Gray | 1975-78 | 2,123 |
| 6 | Phil Mayhue | 2014-17 | 2,110 |
| 7 | Damien Dodson | 1996-99 | 2,096 |
| 8 | Russell Copeland | 1989-92 | 1,753 |
| 9 | Marcus Rucker | 2009-12 | 1,665 |
| 10 | Richie Floyd* | 1995-98 | 1,654 |

SCORING OFFENSE*

| Rk | Team | TD | FG | Points | Pts/G |
|----|-------------------|-----------|-----------|------------|-------------|
| 1 | Ohio State | 13 | 86 | 633 | 48.7 |
| 2 | Alabama | 12 | 78 | 579 | 48.3 |
| 3 | LSU | 13 | 80 | 621 | 47.8 |
| 4 | Clemson | 13 | 81 | 605 | 46.5 |
| 5 | Oklahoma | 13 | 72 | 562 | 43.2 |
| 6 | SMU | 12 | 69 | 516 | 43.0 |
| | UCF | 12 | 68 | 516 | 43.0 |
| 8 | Memphis | 13 | 68 | 527 | 40.5 |
| 9 | Appalachian State | 13 | 69 | 512 | 39.4 |
| 10 | Washington State | 12 | 59 | 470 | 39.2 |

TOTAL OFFENSE*

| Rk | Team | Plays | Yards | Yds/Play | Yds/G |
|----|------------------|------------|-------------|-------------|--------------|
| 1 | LSU | 925 | 7206 | 7.79 | 554.3 |
| 2 | Oklahoma | 884 | 7205 | 8.15 | 554.2 |
| 3 | Clemson | 948 | 7120 | 7.51 | 547.7 |
| 4 | UCF | 938 | 6439 | 6.86 | 536.6 |
| 5 | Ohio State | 984 | 6903 | 7.02 | 531.0 |
| 6 | Washington State | 870 | 6202 | 7.13 | 516.8 |
| 7 | Alabama | 787 | 6160 | 7.83 | 513.3 |
| 8 | UL Lafayette | 927 | 6517 | 7.03 | 501.3 |
| 9 | SMU | 953 | 5943 | 6.24 | 495.3 |
| 10 | Memphis | 906 | 6249 | 6.90 | 480.7 |

EXPLOSIVE PLAYS*

| Rk | Team | 40+ Yds | 50+ Yds | 60+ Yds | 70+ Yds |
|----|------------------|-----------|-----------|-----------|----------|
| 1 | Memphis | 32 | 19 | 10 | 5 |
| 2 | Louisville | 28 | 15 | 8 | 6 |
| 3 | UCF | 27 | 15 | 7 | 6 |
| 4 | Oklahoma | 26 | 12 | 9 | 6 |
| 5 | Oklahoma State | 24 | 19 | 12 | 7 |
| 6 | LSU | 23 | 14 | 8 | 3 |
| 6 | Western Michigan | 23 | 9 | 8 | 2 |
| 8 | Colorado State | 22 | 12 | 10 | 6 |
| 8 | Navy | 22 | 13 | 7 | 5 |
| 8 | North Carolina | 22 | 11 | 4 | 0 |
| 8 | SMU | 22 | 13 | 6 | 1 |

*national rankings



DEFENSIVE RANKINGS



MOST CAREER TACKLES FOR LOSS

| Rk | Player | TFL | Yards | Years |
|----|--------------------|-------------|------------|---------------------|
| 1 | Tim Harris | 49 | 251 | 1982-85 |
| 2 | Genard Avery | 45.5 | 216 | 2014-17 |
| 3 | Tony Brown | 42 | 138 | 1999-2002 |
| 4 | Bryce Huff | 39 | 172 | 2016-Present |
| 5 | Frank Trotter | 36.5 | 84 | 2008-11 |
| 6 | Martin Ifedi | 36 | 159 | 2010-14 |
| | Marlon Brown | 36 | 192 | 1985-88 |
| 8 | Tony Williams | 35 | 119 | 1993-96 |
| 9 | Marcus Bell | 34 | 107 | 1997-2000 |
| 10 | Tank Jakes | 32.5 | 135 | 2012-14 |
| | Austin Hall | 32.5 | 95 | 2016-Present |

MOST CAREER SACKS

| Rk | Player | Total | Years |
|----|-------------------|-------------|---------------------|
| 1 | Martin Ifedi | 22.5 | 2010-14 |
| 2 | Tramont Lawless | 22 | 1996-99 |
| 3 | Genard Avery | 21.5 | 2014-17 |
| 4 | Marquis Bowling | 20 | 1995-98 |
| 5 | Marlon Brown | 19 | 1985-88 |
| 6 | Tim Harris | 18 | 1982-85 |
| 7 | Bryce Huff | 17.5 | 2016-Present |
| 8 | Tony Brown | 17 | 1999-2002 |
| | Marvin Thomas | 17 | 1983-86 |
| | Andre Arnold | 17 | 1998-2000 |

SCORING DEFENSE (AAC)

| Rk | Team | Games | Total Pts | Pts/G |
|----|----------------|-----------|------------|-------------|
| 1 | Cincinnati | 13 | 282 | 21.7 |
| 2 | Navy | 12 | 273 | 22.8 |
| 3 | UCF | 12 | 274 | 22.8 |
| 4 | Temple | 12 | 282 | 23.5 |
| 5 | Memphis | 13 | 317 | 24.4 |
| 6 | Tulane | 12 | 329 | 27.4 |
| 7 | USF | 12 | 347 | 28.9 |
| 8 | Tulsa | 12 | 376 | 31.3 |
| 9 | SMU | 12 | 382 | 31.8 |
| 10 | ECU | 12 | 404 | 33.7 |
| 11 | Houston | 12 | 408 | 34.0 |
| 12 | UConn | 12 | 486 | 40.5 |

DEFENSE NOTES

SCORING DEFENSE

- ▶ Eight times this season, Memphis has held its opponents to 25 points or fewer. Three times, the Tigers have held their opponents to 20 points or fewer.
- ▶ The 24.38 points allowed per game is improved from 31.93 points per game allowed in 2018.
- ▶ The 24.38 total is also the fewest amount of points allowed by this group of seniors in the last four years.

LOCKDOWN DEFENSE

- ▶ At USF, the Memphis defense held the Bulls to only five first downs, the lowest number of first downs USF has produced in program history.
- ▶ It was the fewest number of first downs allowed by a Memphis defense since the Tigers allowed eight in the win over Mercer (2018).
- ▶ The Tigers forced five straight three-and-outs to end the game for USF.

STOPPING THE RUN

- ▶ Against SMU and Houston, the Memphis defense held its opponents to less than 100 yards rushing.
- ▶ The Tigers have held three opponents to less than 100 yards rushing this season in Ole Miss, SMU and Houston.
- ▶ Since 2016, when Memphis has allowed 150 yards or less on the ground the Tigers are 23-1 overall.

HISTORICAL PERFORMANCE

- ▶ Against Cincinnati in the regular-season finale, the Memphis defense recorded 15 TFL, a total that was one shy of matching the program record set in the 1996 victory over No. 6 Tennessee.
- ▶ DL **Joseph Dorceus** led the Memphis charge, matching his career high with 4.0 TFL. DE **Bryce Huff** added a season-high 3.5 TFL and a total of nine Tigers recorded a TFL in the victory.
- ▶ The Tigers also recorded 5.0 sacks, a new season high.

DON'T HASSLE THE HUFF

- ▶ With 39.0 career TFL, DE Bryce Huff has cracked into the top 10 at Memphis in that category.
- ▶ Against Cincinnati on Nov. 29, Huff had a season-high 3.5 TFL. He also recorded a season-high 2.0 sacks against the Bearcats and forced two fumbles.
- ▶ He now has 17.5 career sacks, a total that is fourth all-time in program history in career sacks.
- ▶ Huff has 131 total tackles in his four years at Memphis. He also has four forced fumbles, two fumble recoveries, including one this season, and three pass deflections.
- ▶ For the second time this season, Huff was named the AAC Defensive Player of the Week for his efforts against Cincinnati in game 12. He was also named Second Team All-Conference this season.

PICKENS THE GOOD FIGHT

- ▶ At Houston, redshirt junior LB **Thomas Pickens** recorded his first-career sack and finished with two in the contest.
- ▶ His first sack of the game forced third down for Houston as the Memphis defense proceeded to get a stop and force the Cougars to punt.
- ▶ He also recorded his first-career forced fumble at Houston, which DL **Joseph Dorceus** scooped up.
- ▶ Pickens was named to the American Athletic Conference Weekly Honor Roll for his efforts at Houston.

ALL-CONFERENCE TIGERS

- ▶ Five defensive players were named all-conference this season, led by senior DE **Bryce Huff's** second team selection.
- ▶ DB **TJ Carter**, DL **Joseph Dorceus**, DL **O'Bryan Goodson** and LB **Austin Hall** were honorable mention selections. Carter, who started in 39 consecutive games dating back to 2017, is out for the season after suffering an injury in the Nov. 29 game against Cincinnati.
- ▶ Hall led the Tigers this season with 69 tackles and two fumble recoveries. Huff led Memphis with 15.0 TFL while Dorceus notched 14.5 TFL. Hall has played and started in 50 games for Memphis.
- ▶ Goodson enters the Cotton Bowl with 35 career starts.

DEFENSIVE START CHART (CAREER STARTS)

| OPPONENT | DT/OLB | NT | DE | FOX | MIKE | WILL | STUD | CB | BS/NICK | SS/FS | CB |
|------------------|-------------|--------------|-----------|----------------|--------------|-----------|-------------|-------------|-------------|---------------|--------------|
| Ole Miss | Wilson | Goodson | Huff | Dorceus | Russell | Hall | Pickens | Carter | Thomas | Blake Jr. | Francis |
| Southern | Wilson | Hawkins (1) | Huff | Dorceus | Russell | Hall | Pickens | Carter | Thomas | Blake Jr. | Francis |
| at South Alabama | Wilson | Goodson | Huff | Dorceus | Russell | Hall | Pickens | Carter | Thomas | Blake Jr. | Francis |
| Navy* | Wilson | Goodson | Huff | Hart (14) | Russell | Hall | Pickens | Carter | Thomas | Blake Jr. | Francis |
| at ULM | Wilson | Goodson | Huff | Cunningham | Russell | Hall | Pickens | Carter | Thomas | Blake Jr. | Francis |
| at Temple* | Wilson | Goodson | Huff | Dorceus | Russell | Hall | Pickens | Carter | Thomas | Blake Jr. | Francis |
| Tulane* | Wilson | Goodson | Huff | Dorceus | Russell | Hall | Pickens | Carter | Thomas | Blake Jr. | Francis |
| at Tulsa* | Wilson | Goodson | Huff | Dorceus | Russell | Hall | Cullens | Carter | Thomas | Johnson | Francis |
| SMU* | Wilson | Goodson | Huff | Dorceus | Russell | Hall | Cullens | Carter | Thomas | Johnson | Francis |
| at Houston* | Wilson | Goodson | Huff | Cunningham (2) | Russell | Cullens | Pickens | Carter | Thomas | Johnson | Francis |
| at USF* | Wilson | Goodson | Huff | Dorceus | Russell | Hall | Pickens (9) | Carter | Thomas | Johnson (4) | Francis |
| Cincinnati* | Wilson | Goodson | Huff | Dorceus | Russell | Hall | Cullens | Carter (39) | Thomas | Blake Jr. | Francis |
| Cincinnati | Wilson (44) | Goodson (35) | Huff (24) | Dorceus (11) | Russell (25) | Hall (50) | Cullens (5) | Bryant (1) | Thomas (15) | Blake Jr. (9) | Francis (16) |

SPECIAL TEAMS NOTES

SPECIAL TEAMS EFFICIENCY

- ▶ Per ESPN, Memphis is ranked second nationally in special teams efficiency with a 75.8 rating.
- ▶ Penn State comes in at No. 1 with an efficiency of 77.8. Memphis is one of two teams in the AAC ranked in the top 10 nationally (Houston comes in at No. 8).
- ▶ Efficiency ratings measure a unit's per-play contribution to a team's scoring margin, adjusted for the opposing unit faced.

MORTELL IS IN MEMPHIS

- ▶ H **Preston Brady** won the Peter Mortell Award, an award that is given to college football's top holder.
- ▶ Brady has held for K **Riley Patterson** all season, being a part of a team that has converted 15-of-17 field goals and 62-of-63 PATs this season.
- ▶ In addition to being Memphis' holder, Brady converted a two-point conversion this season at ULM and was responsible for sealing the victory over then-No. 15 SMU with an on-side kick recovery.

THERE'S A FIRST FOR EVERYTHING

- ▶ OL **Scottie Dill** recorded his first career block at ULM. Dill blocked a 50-yard Warhawk field goal attempt in the second quarter.
- ▶ PK **Riley Patterson** recovered his own on-side kick at ULM for the first time in his career. It was the first Memphis recovered on-side kick since USF on Nov. 12, 2016.
- ▶ DB **Gabriel Rogers**, DB **Chris Claybrooks** and WR **Antonio Gibson** all recorded their first career kickoff return TDs this season.
- ▶ P **Adam Williams** recorded his first pass completion with a 29-yard pass to WR **Calvin Austin III** on a fake punt against Tulsa. Williams is 1-for-2 in pass attempts in his Memphis career.

PERFECTLY PLACED

- ▶ P **Adam Williams** has been an integral part to the Memphis special teams this season.
- ▶ In the fourth quarter at ULM, Williams boomed a career-long 77 yard punt. Then, against Tulane, Williams recorded a 76 yard punt, marking his third career 70-plus yard punt. His 77-yard punt was the fourth-longest in school history and second-longest in AAC history. Only Tom Hornsey has kicked a longer punt (79 yards - Sept. 7, 2013 against Duke) since Memphis joined The American.
- ▶ Williams' average of 54.7 yards per punt against ULM broke Spencer Smith's single-game record (min. 2 punts) set vs Temple in 2016.
- ▶ Williams is one of two punters (Michael Gibson) in program history with three punts of over 70-plus yards. He is the first punter at Memphis with multiple punts of 75-plus yards (77 and 76).
- ▶ Williams averages a school-record 44.2 yards per punt for his career. His 45.7 yards per punt average in 2019 would rank 14th nationally if he met the NCAA minimum of 3.6 punts/game. Williams averages only 3.15 punts/game.

ABOUT THE KICKER

- ▶ PK **Riley Patterson's** 76 PAT made in 2018 were the most in program history, shattering his previous record of 63 PAT made in 2017.
- ▶ Against SMU on Nov. 2, Patterson kicked for 18 points, matching the school record set by Ryan White against UAB in 1999. The 18 points scored were the second-most by a kicker in AAC history (Emilio Nadelman, USF, Sept. 21, 2017).
- ▶ With 330 total points, Patterson is third all-time in program history. Memphis great and Super Bowl LII champion Jake Elliott holds the record with 445 total points (202 PAT/81 FG). Patterson became the fourth kicker in the league to eclipse 300 career points kicking.
- ▶ Patterson is fourth on the all-time list in highest PAT percentage at 97.6 percent (201-of-206).
- ▶ With one 52-yarder in 2018 at Missouri under his belt, Patterson kicked his second-career 52-yard field goal in the second quarter of the AAC Championship Game. That field goal broke the previous AAC Championship Game record of 48 yards in 2016. He has kicked three field goals of 50 yards in 2019.
- ▶ This summer, Patterson interned with special teams teammate **Preston Brady** at St. Jude Children's Research Hospital. He is also a semifinalist for the Lou Groza Award.

LEMBO NAMED A NOMINEE FOR THE BROYLES AWARD

- ▶ Special teams coordinator **Pete Lembo** was named one of 41 nominees for the 2019 Broyles Award, an award that honors college football's top assistant coach each year.
- ▶ Lembo has guided the Memphis special team's unit to success this season. The Tigers rank second nationally in special teams efficiency rating.
- ▶ The Tigers have recorded three kick return TDs this season and 11 in the last four years to lead the nation. Nationally, Memphis ranks sixth in kick return yardage at 26.53 yards per return.
- ▶ Memphis punter **Adam Williams** would rank 14th nationally at 45.68 yards per punt if he met the NCAA minimum of 3.6 punts per game (Williams averages 3.15 punts per game).

SPECIAL TEAMS RANKINGS

INDIVIDUAL CAREER PUNT AVERAGE (MIN. 80 PUNTS)

| Rk | Player | Years | Average |
|----|----------------------|-----------|---------|
| 1 | Adam Williams | 2018-19 | 44.2 |
| 2 | Michael Gibson | 2005-06 | 44.0 |
| 3 | Jeff Buffaloe | 1991-92 | 43.5 |
| 4 | Spencer Smith | 2014-17 | 43.4 |
| 5 | Tom Hornsey | 2010-13 | 43.1 |
| 6 | Jim Cande | 1997-99 | 41.8 |
| 7 | Brent Sutherland | 2007-08 | 40.8 |
| 8 | Jeff Fite | 1987-90 | 40.2 |
| 9 | Paul Wilson | 1969-72 | 39.8 |
| 10 | Ben Graves | 1998-2000 | 39.6 |
| | Olie Cordill | 1963-65 | 39.6 |

CAREER MOST POINTS KICKING

| Rk | Player | Years | Points (PAT/FG) |
|----|------------------------|--------------|-----------------|
| 1 | Jake Elliott | 2013-16 | 445 (202/81) |
| 2 | Stephen Gostkowski | 2002-05 | 369 (159/70) |
| 3 | Riley Patterson | 2017-Present | 330 (201/43) |
| 4 | Joe Allison | 1990-93 | 262 (109/51) |
| 5 | Matt Reagan | 2006-09 | 260 (122/46) |
| 6 | Ryan White | 1998-01 | 248 (101/49) |

TEAM KICKOFF RETURNS*

| Rk | Team | G | Ret. | Yds. | Avg. | TD |
|----|----------------|----|------|------|-------|----|
| 1 | Kansas State | 12 | 31 | 924 | 29.81 | 4 |
| 2 | Virginia | 13 | 40 | 1172 | 29.30 | 2 |
| 3 | Wyoming | 12 | 9 | 263 | 29.22 | 0 |
| 4 | Louisville | 12 | 30 | 839 | 27.97 | 1 |
| 5 | Arizona State | 12 | 22 | 586 | 26.64 | 0 |
| 6 | Memphis | 13 | 45 | 1194 | 26.53 | 3 |
| 7 | SMU | 12 | 37 | 978 | 26.43 | 2 |
| 8 | Oregon | 13 | 28 | 730 | 26.07 | 2 |
| 9 | Florida State | 12 | 19 | 483 | 25.42 | 0 |
| 10 | Texas | 12 | 17 | 428 | 25.18 | 1 |

TEAM KICKOFF RETURN TOUCHDOWNS*

| Rk | Team | Games | TD | Yds./G |
|----|----------------|-------|----|--------|
| 1 | Kansas State | 12 | 4 | 77.0 |
| 2 | Memphis | 13 | 3 | 91.8 |
| 2 | Southern Miss | 12 | 3 | 58.7 |
| 4 | Virginia | 13 | 2 | 90.2 |
| 4 | SMU | 12 | 2 | 81.5 |
| 4 | Oregon | 13 | 2 | 56.2 |
| 4 | Duke | 12 | 2 | 76.9 |
| 4 | Utah State | 12 | 2 | 56.8 |
| 4 | Maryland | 12 | 2 | 85.3 |
| 4 | Houston | 12 | 2 | 47.0 |
| 11 | Louisville | 12 | 1 | 69.9 |

*national rankings



MEMPHIS DRIVE CHART

| LONGEST DRIVES BY YARDS (MIN 75 YARDS) | | | | | |
|--|------------|-------|-------|------|--------|
| Opponent | Quarter, # | Plays | Yards | Time | Result |
| Houston | 2nd, 2 | 11 | 98 | 2:00 | TD |
| SMU | 3rd, 3 | 9 | 98 | 3:17 | TD |
| Cincinnati* | 1st, 2 | 7 | 97 | 2:29 | TD |
| Houston | 3rd, 2 | 11 | 95 | 4:30 | TD |
| Temple | 3rd, 1 | 11 | 95 | 4:59 | TD |
| ULM | 1st, 3 | 6 | 92 | 1:48 | TD |
| Tulane | 2nd, 2 | 10 | 90 | 4:49 | TD |
| Tulsa | 1st, 2 | 5 | 85 | 1:43 | TD |
| Cincinnati | 3rd, 4 | 9 | 83 | 3:40 | TD |
| S. Alabama | 1st, 2 | 3 | 82 | 0:50 | TD |
| Tulsa | 3rd, 2 | 2 | 80 | 0:34 | TD |
| SMU | 4th, 3 | 1 | 78 | 0:16 | TD |
| Cincinnati | 1st, 2 | 7 | 77 | 2:53 | TD |
| Tulsa | 2nd, 2 | 10 | 77 | 4:38 | TD |
| S. Alabama | 2nd, 2 | 5 | 76 | 1:48 | TD |
| Cincinnati* | 3rd, 1 | 7 | 75 | 2:56 | TD |
| Cincinnati* | 4th, 2 | 10 | 75 | 3:09 | TD |
| Houston | 2nd, 1 | 3 | 75 | 0:51 | TD |
| ULM | 1st, 1 | 6 | 75 | 1:55 | TD |
| ULM | 2nd, 1 | 8 | 75 | 3:42 | TD |
| Temple | 2nd, 3 | 7 | 75 | 1:13 | TD |
| Temple | 4th, 1 | 7 | 75 | 2:50 | TD |
| Southern | 4th, 1 | 11 | 75 | 5:19 | TD |
| Navy | 1st, 1 | 1 | 75 | 0:12 | TD |

| LONGEST DRIVES BY PLAYS (MIN 10 PLAYS) | | | | | |
|--|------------|-------|-------|------|--------|
| Opponent | Quarter, # | Plays | Yards | Time | Result |
| Ole Miss | 4th, 2 | 14 | 39 | 6:21 | Half |
| Ole Miss | 1st, 2 | 13 | 74 | 6:00 | TD |
| Cincinnati* | 1st, 1 | 12 | 64 | 3:59 | FG |
| Southern | 3rd, 1 | 12 | 64 | 4:53 | TD |
| Cincinnati* | 3rd, 3 | 11 | 31 | 3:54 | FG |
| Houston | 2nd, 2 | 11 | 98 | 2:00 | TD |
| Houston | 3rd, 2 | 11 | 95 | 4:30 | TD |
| Southern | 4th, 1 | 11 | 75 | 5:19 | TD |
| Southern | 4th, 2 | 11 | 42 | 6:59 | Half |
| Temple | 3rd, 1 | 11 | 95 | 4:59 | TD |
| SMU | 2nd, 3 | 11 | 37 | 3:23 | FG |
| USF | 2nd, 1 | 11 | 74 | 3:44 | TD |
| Cincinnati* | 3rd, 2 | 10 | 41 | 3:27 | FG |
| Tulane | 1st, 1 | 10 | 65 | 3:50 | TD |
| Tulane | 2nd, 2 | 10 | 90 | 4:49 | TD |
| Tulsa | 2nd, 2 | 10 | 77 | 4:38 | TD |
| SMU | 1st, 1 | 10 | 49 | 4:12 | Downs |
| USF | 1st, 3 | 10 | 66 | 3:40 | TD |
| USF | 2nd, 3 | 10 | 73 | 1:29 | TD |

| LONGEST DRIVES BY TIME (MIN 4:00) | | | | | |
|-----------------------------------|------------|-------|-------|------|--------|
| Opponent | Quarter, # | Plays | Yards | Time | Result |
| Southern | 4th, 2 | 11 | 42 | 6:59 | Half |
| Ole Miss | 4th, 2 | 14 | 39 | 6:21 | Half |
| Ole Miss | 1st, 2 | 13 | 74 | 6:00 | TD |
| USF | 4th, 2 | 9 | 34 | 5:54 | EOG |
| Southern | 4th, 1 | 11 | 75 | 5:19 | TD |
| Ole Miss | 4th, 1 | 9 | 38 | 5:11 | Punt |
| Houston | 4th, 2 | 7 | 51 | 4:59 | EOG |
| Navy | 4th, 2 | 9 | 35 | 4:59 | Punt |
| Temple | 3rd, 1 | 11 | 95 | 4:59 | TD |
| Southern | 3rd, 1 | 12 | 64 | 4:53 | TD |
| Tulane | 2nd, 2 | 10 | 90 | 4:49 | TD |
| Tulsa | 2nd, 2 | 10 | 77 | 4:38 | TD |
| Houston | 3rd, 2 | 11 | 95 | 4:30 | TD |
| Houston | 3rd, 4 | 9 | 51 | 4:25 | FG |
| S. Alabama | 4th, 2 | 6 | 13 | 4:24 | Punt |
| USF | 3rd, 4 | 8 | 55 | 4:22 | TD |
| SMU | 1st, 1 | 10 | 49 | 4:12 | Downs |
| S. Alabama | 3rd, 2 | 8 | 29 | 4:07 | Punt |

*denotes AAC Championship Game

MISCELLANEOUS NOTES

WELCOME TO MEMPHIS, COLLEGE GAMEDAY!

- ▶ Nov. 2 marked the first time in Memphis football history that the Tigers have hosted College GameDay.
- ▶ The University of Memphis was the 74th different school and the City of Memphis was the 88th city to host the show at the time.
- ▶ The show was set on historic Beale Street in downtown Memphis.
- ▶ Kirk Herbstreit and Lee Corso, two of the hosts for College GameDay, have visited Liberty Bowl Memorial Stadium in the past. Herbstreit was a member of the Ohio State football team when the Buckeyes fell to Air Force in the 1990 Liberty Bowl. Corso, Louisville's head coach from 1969-72, competed against Memphis four times and finished with a 3-1 record. The one loss was a 69-19 setback in the 1969 regular season finale.
- ▶ In 1985, Corso was the head coach of the USFL Orlando Renegades. The Renegades competed against the Memphis Showboats twice, including a game at Liberty Bowl Memorial Stadium on June 7, 1985.
- ▶ Rece Davis has also frequented Memphis with two trips for basketball College GameDay in 2008 and 2014. Chris Fowler made the first stop at Memphis' first basketball College GameDay in 2005.

WELCOME TO THE SENIOR GAMES...MAY THE ODDS BE EVER IN YOUR FAVOR

- ▶ Five Tigers have accepted invitations for four senior bowls this season.
- ▶ RB **Patrick Taylor Jr.** and DE **Bryce Huff** will be competing in the East-West Shrine Bowl on Jan. 18. They will be playing for the benefit of Shriners Hospitals for Children.
- ▶ WR **Antonio Gibson** will play in the NFLPA Collegiate Bowl on Jan. 18 at the Rose Bowl Stadium.
- ▶ LB **Austin Hall** has accepted his invitation to play in the Spiral Tropical Bowl.
- ▶ WR **Traveon Samuel** will represent Memphis in the Pigskin All-Star Invitational.

TOM III CLAWS OUT THE WINS

- ▶ TOM III attended his first game at Liberty Bowl Memorial Stadium as a cub in 2008, and starting with the 2009 season, hasn't missed a Tigers game inside the stadium since.
- ▶ TOM III was born Aug. 31, 2008 and arrived in Memphis a few short months later on Oct. 23. His first game at the Liberty Bowl was on Nov. 22 against UCF. In 73 games attended, TOM III has produced a 44-29 home record. Since his arrival in Memphis, the Tigers have gone 72-72 (.500) overall.
- ▶ TOM III's predecessors did not have the same level of on-field success. The university's first live mascot, TOM, recorded an 85-119-6 (.405) record from 1972-91.
- ▶ Starting in 1992, TOM II patrolled the sidelines and saw Memphis produce an 84-108 (.438) mark until his passing in 2008.
- ▶ TOM III is raised by a proud Memphis Tiger, Scott Forman, who has attended 259 consecutive Memphis football games since 1999.

RECENT SUCCESS IN TEXAS

- ▶ Memphis returns to the Lone Star state for the seventh time since 2014.
- ▶ The Tigers are 5-1 in that time, all at SMU or Houston.
- ▶ The only setback was at then-No. 16 Houston on Nov. 14, 2015.
- ▶ This is the first time in program history that Memphis will compete at AT&T Stadium. Since 2009, when AT&T Stadium was built, Memphis has competed in an NFL stadium six times, all at either Lincoln Financial Field in Philadelphia, Pa. (Temple) or Raymond James Stadium in Tampa, Fla. (USF).

COMEBACK PLAYER OF THE YEAR NOMINEE

- ▶ DB **La'Andre Thomas** has been named a 2019 Mayo Clinic Comeback Player of the Year Award nominee.
- ▶ Ten times during the 2019 college football season, three inspiring student-athletes from all levels of college football, who have overcome injury, illness or other challenges, are recognized as Mayo Clinic POY Award nominees.
- ▶ Thomas had a strong freshman season and was sidelined with an injury in 2018. After sitting the 2018 season, Thomas has come back in 2019 with 61 tackles, 2.0 TFL, a sack, a forced fumble and an interception that he returned 33 yards for a TD.
- ▶ He recorded a career-high 10 tackles in the road win at Tulsa.
- ▶ Thomas was the 10th nominee for the Capital One Orange Bowl-FWAA Courage Award. This award is given to a player, coach or support staffer in college football who displays courage, on or off the field.

MEMPHIS IN OVERTIME GAMES

- ▶ Memphis has been involved in eight overtime games (2-6). The Tigers have played a total of four multi-overtime affairs and have a 2-2 record in those games.
- ▶ The Tigers came up just short in the 2017 American Athletic Conference Championship game in double-OT at UCF, 62-55. The Tigers and Knights combined to score 117 points, the highest total in a conference title game in FBS history.
- ▶ Memphis ended the 2014 season with the first overtime game in five seasons, defeating BYU 55-48 in double-OT at the Miami Beach Bowl.

MEMPHIS' OVERTIME GAMES

- ▶ Oct. 31, 2000 vs Houston (L, 33-30/3ot)
- ▶ Nov. 11, 2000 vs Cincinnati (L, 13-10)
- ▶ Sept. 24, 2005 at Tulsa (L, 37-31)
- ▶ Nov. 18, 2006 vs Houston (L, 23-20)
- ▶ Nov. 24, 2007 vs SMU (W, 55-52/3ot)
- ▶ Nov. 27, 2009 at Tulsa (L, 33-30)
- ▶ Dec. 22, 2014 vs BYU (W, 55-48/3ot)
- ▶ Dec. 2, 2017 at UCF (L, 62-55/2ot)

AMERICAN ATHLETIC CONFERENCE

CONFERENCE STANDINGS

| East | American | Overall | Streak |
|-------------|----------|-----------|--------|
| Cincinnati* | 7-1 .875 | 10-3 .769 | L2 |
| UCF | 6-2 .750 | 9-3 .750 | W2 |
| Temple | 5-3 .625 | 8-4 .667 | W1 |
| USF | 2-6 .250 | 4-8 .333 | L4 |
| ECU | 1-7 .125 | 4-8 .333 | L1 |
| UConn | 0-8 .000 | 2-10 .167 | L4 |

*won East Division title

| West | American | Overall | Streak |
|----------|----------|-----------|--------|
| Memphis^ | 7-1 .875 | 12-1 .923 | W7 |
| Navy | 7-1 .875 | 10-2 .833 | W3 |
| SMU | 6-2 .750 | 10-2 .833 | W1 |
| Tulane | 3-5 .375 | 6-6 .500 | L3 |
| Houston | 2-6 .250 | 4-8 .333 | L1 |
| Tulsa | 2-6 .250 | 4-8 .333 | W1 |

^won West Division title and AAC Championship

MEMPHIS ALL-CONFERENCE SELECTIONS

AAC Rookie of the Year
RB **Kenneth Gainwell**

AAC co-Special Teams POY
RS **Antonio Gibson**

| | |
|----------------------------|--------------------------|
| First Team | Second Team |
| RB Kenneth Gainwell | WR Damonte Coxie |
| RS Antonio Gibson | WR Antonio Gibson |
| K Riley Patterson | DE Bryce Huff |
| | TE Joey Magnifico |

| | |
|---------------------------|--------------------------|
| Honorable Mention | QB Brady White |
| DB TJ Carter | OL Dustin Woodard |
| DL Joseph Dorceus | |
| DL O'Bryan Goodson | |
| LB Austin Hall | |
| OL Dylan Parham | |



MEMPHIS IN AMERICAN ATHLETIC CONFERENCE PLAY

- For the third consecutive season, Memphis won the American Athletic Conference West Division. The Tigers were picked to win the West Division in the 2019 preseason media poll.
- The Tigers have lived up to the preseason expectations for the last three seasons with back-to-back-to-back West Division titles.
- Last season, Memphis took a 1-3 start in conference play and finished with wins in the final four regular-season games to clinch the championship.
- Memphis is 60-31 overall in six seasons as a member of the American Athletic Conference. Since joining the league in 2013, the Tigers own a 37-19 conference record.

RECORD-SETTING YEAR IN THE AMERICAN

- After having three 10-win teams in 2015-17, this season marks the first time in league history four teams have won 10-plus games.
- The American is tied with the Big Ten and SEC in having four teams with at least 10 wins (Memphis, Cincinnati, Navy, SMU; Penn State, Minnesota, Ohio State, Wisconsin; LSU, Alabama, Florida, Georgia).

ALL-CONFERENCE HONORS

- RB **Kenneth Gainwell** was named the AAC Rookie of the Year while RS/WR **Antonio Gibson** was named the AAC co-Special Teams Player of the Year.
- Memphis has won the Special Teams Player of the Year six times in seven seasons.
- Gainwell is the second Tiger to earn Rookie of the Year honors after TJ Carter won the award in 2017.
- Memphis had 14 student-athletes earn all-conference honors. That shattered the Tigers previous AAC high of 10 set during the 2014 season.
- Gibson's appearance as a first-team specialist and second-team wide receiver marks the fourth time in league history a player has been named to multiple all-conference teams in the same season (Rodney Adams of USF in 2015, Demarcus Ayers of Houston in 2015, Mike Hughes of UCF in 2017 and Adrian Killins Jr. of UCF in 2018).

NATIONAL POLLS

ASSOCIATED PRESS (WEEK 16)

| Rk. | Team | Record | Pts. | Last Wk. |
|-----|---------------------|-------------|------------|-----------|
| 1 | LSU | 13-0 | 1,535 | 1 |
| 2 | Ohio State | 13-0 | 1,488 | 2 |
| 3 | Clemson | 13-0 | 1,441 | 3 |
| 4 | Oklahoma | 12-1 | 1,364 | 6 |
| 5 | Georgia | 11-2 | 1,241 | 4 |
| 6 | Florida | 10-2 | 1,167 | 7 |
| 7 | Oregon | 11-2 | 1,141 | 13 |
| 8 | Baylor | 11-2 | 1,039 | 8 |
| T9 | Alabama | 10-2 | 1,011 | 9 |
| T9 | Auburn | 9-3 | 1,011 | 11 |
| 11 | Wisconsin | 10-3 | 944 | 11 |
| 12 | Utah | 11-2 | 909 | 5 |
| 13 | Penn State | 10-2 | 888 | 12 |
| 14 | Notre Dame | 10-2 | 709 | 14 |
| 15 | Memphis | 12-1 | 675 | 16 |
| 16 | Minnesota | 10-2 | 645 | 15 |
| 17 | Michigan | 9-3 | 597 | 17 |
| 18 | Boise State | 12-1 | 500 | 19 |
| 19 | Iowa | 9-3 | 494 | 18 |
| 20 | Appalachian State | 12-1 | 355 | 20 |
| 21 | Navy | 9-2 | 246 | 23 |
| 22 | Southern California | 9-3 | 231 | NR |
| 23 | Cincinnati | 10-3 | 183 | 21 |
| 24 | Air Force | 10-2 | 97 | 25 |
| 25 | Oklahoma State | 8-4 | 70 | NR |

Others receiving votes: SMU 63, Virginia 55, Kansas State 50, Texas A&M 7, Florida Atlantic 7, Arizona State 5, Iowa State 5, UCF 5, California 4, Washington 3

AMWAY COACHES POLL (WEEK 16)

| Rk. | Team | Record | Pts. | Last Wk. |
|-----|---------------------|-------------|------------|-----------|
| 1 | LSU (46) | 13-0 | 1605 | 1 |
| 2 | Ohio State (14) | 13-0 | 1562 | 2 |
| 3 | Clemson (5) | 13-0 | 1513 | 3 |
| 4 | Oklahoma | 12-1 | 1430 | 6 |
| 5 | Georgia | 11-2 | 1294 | 4 |
| 6 | Oregon | 11-2 | 1189 | 13 |
| 7 | Florida | 10-2 | 1172 | 7 |
| 8 | Baylor | 11-2 | 1161 | 8 |
| 9 | Alabama | 10-2 | 1092 | 9 |
| 10 | Utah | 11-2 | 1005 | 5 |
| 11 | Wisconsin | 10-3 | 988 | 10 |
| 12 | Penn State | 10-2 | 967 | 11 |
| 13 | Auburn | 9-3 | 962 | 12 |
| 14 | Notre Dame | 10-2 | 771 | 14 |
| 15 | Memphis | 12-1 | 667 | 16 |
| 16 | Minnesota | 10-2 | 654 | 15 |
| 17 | Michigan | 9-3 | 592 | 18 |
| 18 | Boise State | 12-1 | 566 | 17 |
| 19 | Iowa | 9-3 | 485 | 19 |
| 20 | Appalachian State | 12-1 | 375 | 20 |
| 21 | Navy | 9-2 | 234 | 23 |
| 22 | Cincinnati | 10-3 | 233 | 21 |
| 23 | Southern California | 8-4 | 189 | 24 |
| 24 | Air Force | 10-2 | 151 | 25 |
| 25 | Virginia | 9-4 | 73 | 22 |

Others receiving votes: Oklahoma State 64, SMU 61, Kansas State 20, Indiana 10, UL Lafayette 6, Florida Atlantic 6, UCF 6, San Diego State 5, Tennessee 4, Kentucky 3, Iowa State 3, Arizona State 3, Virginia Tech 2, Hawaii 1, California 1.

TIGERS IN THE NFL

- Memphis had 15 former players compete in the NFL's preseason camps this summer.


FORMER TIGERS ON NFL PRESEASON ROSTERS

- Curtis Akins, Cincinnati Bengals*
- Genard Avery, Philadelphia Eagles
- Jordan Devey, Oakland Raiders
- Jake Elliott, Philadelphia Eagles
- Stephen Gostkowski, New England Patriots
- Darrell Henderson, Los Angeles Rams
- Tevin Jones, Pittsburgh Steelers
- Ronald Leary, Denver Broncos
- Paxton Lynch, Pittsburgh Steelers*
- Arthur Maulet, New York Jets
- Bobby McCain, Miami Dolphins
- Clint McDonald, Arizona Cardinals
- Anthony Miller, Chicago Bears
- Dontari Poe, Carolina Panthers
- Tony Pollard, Dallas Cowboys

*not on active roster

TIGER GREATS WHO PLAYED IN THE LEAGUE

- **Charlie Babb**, DB, member of the Miami Dolphins' undefeated, Super Bowl VIII championship team (1972-79).
- **Marcus Bell**, DT, Memphis' current director of community and Tiger alumni relations played for the Arizona Cardinals, Detroit Lions and New York Giants (2001-07).
- **John Bramlett**, LB, Pro Bowl player for both the Denver Broncos and Miami Dolphins before concluding his playing career with the New England Patriots and Atlanta Falcons (1965-71).
- **Isaac Bruce**, WR, four-time Pro Bowl selection whose 15,208 receiving yards ranks fourth all-time in the league. Played for the St. Louis Rams and San Francisco 49ers (1994-2008).
- **Ken Irwin**, DB, played for the Buffalo Bills, New Orleans Saints and Minnesota Vikings (1995-2005). Inducted into the University of Memphis Athletic Hall of Fame in 2018.
- **Harry Schuh**, OT, a member of the Oakland Raiders' All-Time Team who played in the second AFL-NFL World Championship Game. Was an All-Pro player for the Raiders before concluding his playing career with the Los Angeles Rams and Green Bay Packers (1965-74).
- **DeAngelo Williams**, RB, was a first-round draft pick by the Carolina Panthers in 2006 and rushed for over 8,000 yards in his 11 year NFL career. In 2008 and 2015, Williams was the NFL's rushing touchdowns leader. Williams is one of six Tigers to have their jerseys retired and he was inducted into the M Club Hall of Fame in 2014.



CLIMBING THE RECORD BOOKS

CAREER RECORDS

OFFENSE

ALL-PURPOSE YARDS

| Rk | Player | Yards | Years |
|-----|--------------------|-------|--------------|
| 1 | DeAngelo Williams | 7,573 | 2002-05 |
| 2 | Tony Pollard | 4,860 | 2016-18 |
| ... | | | |
| 5 | Joseph Doss | 3,302 | 2004-07 |
| 6 | Patrick Taylor Jr. | 3,263 | 2016-Present |

PASSING TOUCHDOWNS

| Rk | Player | TDs | Years |
|----|----------------|-----|--------------|
| 1 | Danny Wimprine | 81 | 2001-04 |
| 2 | Riley Ferguson | 70 | 2016-17 |
| 3 | Paxton Lynch | 59 | 2013-15 |
| 4 | Brady White | 59 | 2018-Present |

PASSING YARDS

| Rk | Player | Yards | Years |
|----|----------------|--------|--------------|
| 1 | Danny Wimprine | 10,215 | 2001-04 |
| 2 | Paxton Lynch | 8,863 | 2013-15 |
| 3 | Riley Ferguson | 7,955 | 2016-17 |
| 4 | Brady White | 6,856 | 2018-Present |

PUNTING AVERAGE

| Rk | Player | Yards/Punt | Years |
|----|----------------|------------|--------------|
| 1 | Adam Williams | 44.2 | 2018-Present |
| 2 | Michael Gibson | 44.0 | 2005-06 |
| 3 | Jeff Buffalo | 43.5 | 1991-92 |

CONSECUTIVE GAMES WITH A RECEPTION

| Rk | Player | Games |
|----|----------------|-------|
| 1 | Duke Calhoun | 49 |
| 2 | Phil Mayhue | 37 |
| 3 | Anthony Miller | 36 |
| 4 | Damonte Coxie | 32 |

RECEIVING TOUCHDOWNS

| Rk | Player | Yards | Years |
|----|------------------|-------|--------------|
| 1 | Anthony Miller | 37 | 2015-17 |
| 2 | Carlos Singleton | 22 | 2006-09 |
| T3 | Duke Calhoun | 19 | 2006-09 |
| T3 | Tavares Gideon | 19 | 2002, 2004 |
| T3 | Damonte Coxie | 19 | 2017-Present |

RECEIVING YARDS

| Rk | Player | Yards | Years |
|----|------------------|-------|--------------|
| 1 | Anthony Miller | 3,590 | 2015-17 |
| 2 | Duke Calhoun | 2,981 | 2006-09 |
| 3 | Damonte Coxie | 2,641 | 2017-Present |
| 4 | Carlos Singleton | 2,365 | 2006-09 |

100-YARD RUSHING GAMES

| Rk | Player | Games | Years |
|----|--------------------|-------|--------------|
| 1 | DeAngelo Williams | 34 | 2002-05 |
| 2 | Darrel Henderson | 16 | 2016-18 |
| 3 | Curtis Steele | 12 | 2008-09 |
| T4 | Patrick Taylor Jr. | 11 | 2016-Present |
| T4 | Gerard Arnold | 11 | 1997-99 |
| T6 | Kenneth Gainwell | 7 | 2018-Present |
| T6 | Dave Casinelli | 7 | 1960-63 |

RUSHING TOUCHDOWNS

| Rk | Player | TDs | Years |
|----|--------------------|-----|--------------|
| 1 | DeAngelo Williams | 55 | 2002-05 |
| T2 | Darrel Henderson | 36 | 2016-18 |
| T2 | Dave Casinelli | 36 | 1960-63 |
| 4 | Patrick Taylor Jr. | 35 | 2016-Present |

CAREER RECORDS

RUSHING YARDS

| Rk | Player | Yards | Years |
|----|--------------------|-------|--------------|
| 1 | DeAngelo Williams | 6,026 | 2002-05 |
| 2 | Darrell Henderson | 3,545 | 2016-18 |
| 3 | Patrick Taylor Jr. | 2,834 | 2016-Present |
| 4 | Dave Casinelli | 2,636 | 1960-63 |

SCORING

| Rk | Player | Points | Years |
|----|--------------------|--------|--------------|
| 1 | Jake Elliott | 445 | 2013-16 |
| 2 | Stephen Gostkowski | 369 | 2002-05 |
| 3 | DeAngelo Williams | 362 | 2002-05 |
| 4 | Riley Patterson | 330 | 2017-Present |
| 5 | Darrell Henderson | 270 | 2016-18 |

DEFENSE

SACKS

| Rk | Player | Sacks | Years |
|----|-----------------|-------|--------------|
| 1 | Martin Ifedi | 22.5 | 2010-14 |
| 2 | Tramont Lawless | 22 | 1996-99 |
| 3 | Genard Avery | 21.5 | 2014-17 |
| 4 | Marquis Bowling | 20 | 1995-98 |
| 5 | Marlon Brown | 19 | 1985-88 |
| 6 | Tim Harris | 18 | 1982-85 |
| 7 | Bryce Huff | 17.5 | 2016-Present |

TACKLES FOR LOSS

| Rk | Player | TFL | Years |
|----|--------------|------|--------------|
| 1 | Tim Harris | 49 | 1982-85 |
| 2 | Genard Avery | 45.5 | 2014-17 |
| 3 | Tony Brown | 42 | 1999-2002 |
| 4 | Bryce Huff | 39 | 2016-Present |



SINGLE-SEASON RECORDS

ALL-PURPOSE YARDS

| Rk | Player | Yards | Year |
|----|-------------------|-------|------|
| 1 | Darrell Henderson | 2,328 | 2018 |
| 2 | DeAngelo Williams | 2,230 | 2004 |
| 3 | DeAngelo Williams | 2,113 | 2003 |
| 4 | DeAngelo Williams | 2,075 | 2005 |
| 5 | Kenneth Gainwell | 1,957 | 2019 |

PASSING TOUCHDOWNS

| Rk | Player | TDs | Year |
|----|----------------|-----|------|
| 1 | Riley Ferguson | 38 | 2017 |
| 2 | Brady White | 33 | 2019 |
| 3 | Riley Ferguson | 32 | 2016 |

PASSING YARDS

| Rk | Player | Yards | Year |
|----|----------------|-------|------|
| 1 | Riley Ferguson | 4,257 | 2017 |
| 2 | Paxton Lynch | 3,776 | 2015 |
| 3 | Riley Ferguson | 3,698 | 2016 |
| 4 | Brady White | 3,560 | 2019 |
| 5 | Brady White | 3,296 | 2018 |
| 6 | Martin Hankins | 3,220 | 2007 |
| 7 | Danny Wimprine | 3,174 | 2003 |

RECEIVING YARDS

| Rk | Player | Yards | Year |
|----|----------------|-------|------|
| 1 | Anthony Miller | 1,462 | 2017 |
| 2 | Anthony Miller | 1,434 | 2016 |
| 3 | Damonte Coxie | 1,174 | 2018 |
| 4 | Damonte Coxie | 1,144 | 2019 |
| 5 | Isaac Bruce | 1,054 | 1993 |

RUSHING YARDS

| Rk | Player | Yards | Year |
|----|-------------------|-------|------|
| 1 | DeAngelo Williams | 1,964 | 2005 |
| 2 | DeAngelo Williams | 1,948 | 2004 |
| 3 | Darrell Henderson | 1,909 | 2018 |
| 4 | DeAngelo Williams | 1,430 | 2003 |
| 5 | Kenneth Gainwell | 1,425 | 2019 |

SCORING

| Rk | Player | Points | Year |
|----|--------------------|--------|------|
| 1 | Darrell Henderson | 150 | 2018 |
| 2 | DeAngelo Williams | 138 | 2004 |
| 3 | Jake Elliott | 132 | 2015 |
| T4 | Riley Patterson | 121 | 2018 |
| T4 | Jake Elliott | 121 | 2016 |
| 6 | Jake Elliott | 120 | 2014 |
| 7 | DeAngelo Williams | 114 | 2005 |
| 8 | Riley Patterson | 113 | 2019 |
| T9 | Patrick Taylor Jr. | 108 | 2018 |
| T9 | Anthony Miller | 108 | 2017 |
| T9 | Stephen Gostkowski | 108 | 2004 |

TEAM SCORING

| Rk | Points | Year |
|----|-------------------|------|
| 1 | 601 (80 TD/15 FG) | 2018 |
| 2 | 592 (79 TD/14 FG) | 2017 |
| 3 | 527 (69 TD/17 FG) | 2019 |
| 4 | 522 (64 TD/23 FG) | 2015 |
| 5 | 505 (63 TD/21 FG) | 2016 |
| 6 | 471 (58 TD/21 FG) | 2014 |

AAC WEEKLY AWARDS

DEFENSIVE PLAYER OF THE WEEK

Sept. 2 - DE Bryce Huff
Dec. 2 - DE Bryce Huff

OFFENSIVE PLAYER OF THE WEEK

Oct. 21 - RB Kenneth Gainwell
Nov. 4 - WR Antonio Gibson
Nov. 18 - QB Brady White

SPECIAL TEAMS PLAYER OF THE WEEK

Sept. 16 - P Adam Williams
Sept. 30 - DB Gabriel Rogers
Nov. 4 - PK Riley Patterson
Dec. 2 - DB Chris Claybrooks

WEEKLY HONOR ROLL

Sept. 2 - RB Patrick Taylor Jr.
Sept. 9 - QB Brady White
Sept. 16 - LB Austin Hall
Oct. 7 - RB Kenneth Gainwell
Oct. 14 - RB Kenneth Gainwell
Oct. 28 - RB Kenneth Gainwell
Nov. 18 - LB Thomas Pickens
Nov. 24 - RB Patrick Taylor Jr.

NATIONAL WEEKLY AWARDS

DAVEY O'BRIEN GREAT 8 / MANNING AWARD STARS OF THE WEEK

Oct. 21 - QB Brady White
Nov. 4 - QB Brady White
Nov. 19 - QB Brady White

MACKEY AWARD TE OF THE WEEK

Oct. 22 - TE Joey Magnifico (HM)

FWAA NATIONAL TEAM OF THE WEEK

Nov. 4 - Memphis

WALTER CAMP NATIONAL OFFENSIVE POW


Nov. 4 - WR Antonio Gibson

ACADEMIC HONORS

- ▶ For the fourth consecutive season, former head coach **Mike Norvell** honored the Tigers for their work in the classroom with the Tiger Scholar patch. Every player who posted a semester GPA of 3.0 or higher or has graduated will have the Tiger Scholar patch on his uniform. **Non ducor duco** is the saying on the patch, which translates to "I am not led, I lead."
- ▶ Fifty-one players earned the designation of Tiger Scholar during the 2019 spring semester: **Connor Adair, Jaylon Allen, Calvin Austin, Nigel Brannon, TJ Carter, Austin Chapman, Chris Claybrooks, Colton Cochran, Damonte Coxie, Xavier Cullens, Matt Dale, Tyce Daniel, Joseph Dorceus, Jared Edwards, Isaac Ellis, Obinna Eze, Evan Fields, Cameron Fleming, Jacobi Francis, Tyler Garvey, Carlito Gonzalez, O'Bryan Goodson, Austin Hall, John Hassell, Kendell Johnson, Quindell Johnson, Peyton Jones, Ladarius Jordan, Joey Magnifico, Drew Martin, Cade Mashburn, Cole Mashburn, Tyler Moore, Harold Nash, Treysen Neal, Josh Northcutt, Kayode Oladele, Manuel Orona-Lopez, Dylan Parham, Riley Patterson, Josh Perry, Markevion Quinn, J'Len Smith, Chandler Stump, Jeremy Tate, Patrick Taylor Jr., Kylan Watkins, Marquavius Weaver, Brady White, Pop Williams, Dustin Woodard.**



TIGERS WITH NATIONAL RECOGNITION



PRESTON BRADY | H/LS

- ▶ Mortell Award Winner



TJ CARTER | DB

- ▶ Paycom Jim Thorpe Award Watch List



DAMONTE COXIE | WR

- ▶ Biletnikoff Award Watch List



KENNETH GAINWELL | RB

- ▶ Second-Team AFCA All-American
- ▶ Second-Team Sporting News All-American
- ▶ CFPA Midseason Watch List




ANTONIO GIBSON | WR

- ▶ Walter Camp National Offensive Player of the Week (Nov. 4)
- ▶ NFLPA Collegiate Bowl selection




BRUCE HUFF | LB

- ▶ Bednarik Award Watch List
- ▶ Manning Award Finalist
- ▶ Nagurski Trophy Watch List
- ▶ East-West Shrine Bowl selection



JOEY MAGNIFICO | TE

- ▶ Mackey Award Watch List
- ▶ Reese's Senior Bowl Watch List



RILEY PATTERSON | PK

- ▶ Lou Groza Award semifinalist
- ▶ Lou Groza Award Stars of the Week



PATRICK TAYLOR JR. | RB

- ▶ AFCA Good Works
- ▶ Doak Walker Award Watch List
- ▶ Earl Campbell/Tyler Rose Award Watch List
- ▶ Maxwell Award Watch List
- ▶ Reese's Senior Bowl Watch List
- ▶ East-West Shrine Bowl selection



BRADY WHITE | QB

- ▶ Johnny Unitas Golden Arm Top 5 finalist
- ▶ Manning Award Finalist
- ▶ CFPA Midseason Watch List
- ▶ CoSIDA Academic All-District



POP WILLIAMS | WR

- ▶ Athlon Sports Preseason All-America
- ▶ Reese's Senior Bowl Watch List



DUSTIN WOODARD | OL

- ▶ Outland Trophy Watch List
- ▶ Rimington Trophy Watch List
- ▶ William V. Campbell Trophy semifinalist
- ▶ Senior CLASS finalist
- ▶ CoSIDA Academic All-District

GRADUATES

Memphis had eight players on its roster earn at least their bachelor's degree prior to the start of the season:

- ▶ **Keith Brigham** graduated in May 2019 with a degree in interdisciplinary studies.
- ▶ **John Broussard Jr.** graduated with a bachelor's degree from Snead State Community College before transferring to Memphis.
- ▶ **Joey Bryant** graduated with a degree in interdisciplinary studies in May 2019 from Arizona State.
- ▶ **Austin Hall** graduated in August 2018 with a bachelor's degree in criminal justice from Memphis. He is currently pursuing a master's degree in public administration.
- ▶ **Desmond Hawkins** graduated in May 2019 with his bachelor's degree from Memphis.
- ▶ **Jeremiah Maclin** graduated in December 2018 with his bachelor's from Memphis.
- ▶ **Traveon Samuel** graduated in December 2017 with a degree in sport administration from Louisville.
- ▶ **Brady White** graduated in December 2017 from Arizona State with a bachelor's degree in business. In August 2019, White graduated with a master's degree in sports and leisure commerce and is enrolled in a PhD program at Memphis.

Nine more student-athletes graduated on Dec. 15, 2019:

- ▶ **Scottie Dill, Sean Dykes, Bryce Huff, Kedarian Jones, Peyton Jones, Ladarius Jordan, Joey Magnifico, Patrick Taylor Jr. and Dustin Woodard.**

GAME 1 | RV MEMPHIS 15, OLE MISS 10 | AUG. 31



MEMPHIS, Tenn. – On fourth-and-2 near midfield with three minutes left in Saturday's game between the University of Memphis and Ole Miss, Tigers coach Mike Norvell had a decision to make.

Leading by five points, Norvell's options were to punt the ball with hopes of pinning the Rebels inside the 10-yard line or to go it. Norvell quickly asked new defensive coordinator Adam Fuller his opinion.

"He said 'Go win it,'" Norvell said.

Emboldened by Fuller's enthusiastic response, Norvell called for a shovel pass, which quarterback Brady White deftly tossed to running back Kenneth Gainwell. Gainwell cut inside for a four-yard gain and a first down at the Ole Miss 43 and the Tigers ran out the remainder of the clock for a 15-10 victory before 44,107 at Liberty Bowl Memorial Stadium.

White, who passed for 172 yards and rushed for a touchdown, said the offense was "very confident" in the shovel pass.

"I was ready to go (with it)," White said. "I was standing out there waiting for it (to be called). I went through my pre-snap reads and saw we

were going to get a pretty good look at it."

The key play followed a safety by Memphis linebacker Bryce Huff with 6:27 to go when Huff tackled Ole Miss quarterback Matt Corral in the end zone to extend the Tigers' lead to five points. Ole Miss never gained possession again.

Patrick Taylor, like White, had a 1-yard touchdown run. He also rushed for 128 yards on 27 carries, followed by Gainwell, who finished with 77 yards on 16 attempts.

But much of the credit for the season-opening victory belonged to a Memphis defense that limited Ole Miss to 173 yards, including only 80 rushing. Midway through the second half, the Rebels had negative rushing yardage. Ole Miss finished with only 13 first downs and were 1-of-10 on third-down conversions.

Leading 13-0 at the half, the Tigers opened the second half as if they were going to deliver a knockout blow.

On the third play of the half, Taylor, lined up in the Wildcat formation, took the direct snap and ran 47 yards for a touchdown. The TD was negated, however, after a challenge by Ole Miss confirmed Taylor's elbow had touched the ground at the Rebels 44. The drive ended on an interception.

Ole Miss surpassed 100 total yards – and got its first score – late in the third quarter. A 36-yard pass from Corral to Elijah Moore gave the Rebels a first down at the Memphis 23. Four plays later, Luke Logan booted a 35-yard field goal to trim the Tigers' lead to 13-3.

Early in the fourth quarter, the Rebels converted on fourth-and-2 from the Memphis 35, a key play in a drive that resulted in Ole Miss' first touchdown: a 1-yard run by Scottie Phillips. The TD made it Memphis 13, Ole Miss 10 with 11:49 to go.

The Tigers used their special teams, and defense, to extend their lead to 15-0 with 6:27 left. After an Adam Williams punt was downed at the Ole Miss 2, Huff broke through untouched to tackle Corral in the end zone.

Neither team was able to generate much offense in the opening half. With five minutes remaining in the second quarter, the Rebels did not have a rushing yard and only 43 total yards.

Memphis got its first touchdown of the half on 1-yard keeper by White. The 13-play drive was aided by two third-down conversions via Ole Miss penalties and a conventional conversion by Taylor on an 11-yard run on third-and-11 from the Rebel 41.

The Tigers scored again during the closing minute of the half on another 1-yard run, this one by Taylor. Taylor was briefly stopped at the line of scrimmage, before bouncing outside for the TD. The scoring drive began at the Ole Miss 37 following a 21-yard punt return by John 'Pop' Williams.

The Tigers limited the Rebels to 42 total yards in the opening half. Memphis amassed 172, including 125 on the ground. Taylor had 87 yards at halftime.

GAME 2 | RV MEMPHIS 55, SOUTHERN 24 | SEPT. 7



MEMPHIS, Tenn. – With starting running back Patrick Taylor Jr. sidelined by injury, the responsibility for carrying the rushing load – and much of the offense's load – fell into the hands, and onto the feet, of Kenneth Gainwell.

It wasn't too much to ask of the soft-spoken redshirt freshman from Yazoo City, Miss.

Gainwell stepped comfortably into the role and led the University of Memphis to a 55-24 victory over Southern University Saturday at Liberty Bowl Memorial Stadium. Gainwell rushed for a career-high 85 yards and two touchdowns and caught a 21-yard pass for another score against the Jaguars of the Southwestern Athletic Conference.

Two of Gainwell's TDs – the 1-yard run and the 21-yard reception – came during a two-minute span toward the end of the third quarter that put what had been a close game out of reach.

In addition to Gainwell's contributions, quarterback Brady White completed 17-of-21 passes for 337 yards and two touchdowns -- in the first three quarters -- and receiver Damonte Coxie caught six passes for 112 yards, also in three quarters.

Memphis (2-0) finished with 575 total yards, including 398 passing, and 23 first downs. The Tigers limited Southern to 258 yards.

The Tigers dominated the Jaguars (0-2) in the second half. They outscored them, 28-7, outgained them, 345 yards to 15 yards, and controlled the clock. The UofM led time of possession, 23:23 to 6:37, after the half.

Tiger linebacker Austin Hall said he expected a strong effort from Southern, the preseason favorite to the SWAC West Division.

"People are going to bring their best to us," Hall said. "We are the Memphis Tigers. They had good players. Their quarterback could run the ball."

Southern quarterback LaDarius Skelton rushed 15 times for 75 yards.

Ahead by 10 at halftime, the Tigers extended their lead to 17 by going 64 yards in 12 plays and scoring on a 6-yard run by Kylan Watkins.

Before the Tigers could entertain thoughts of a lopsided victory, Southern countered late in the third quarter with a 74-yard fumble return. Jaguar defensive end Jordan Lewis sacked White and picked up the resulting fumble. His TD made it: Memphis 34, Southern 24.

The Tigers responded quickly by moving 65 yards in five plays. The key play during the touchdown drive was a 65-yard pass play from White to Kedarian Jones that gave Memphis a first down at the Jaguars' 3-yard line. Gainwell got the TD with a 1-yard run for a 41-24 Tigers' lead. Gainwell added his TD reception less than two minutes later.

Memphis led, 27-17, at the half, despite being outgained in total yardage (243-230), first downs (13-7), plays (45-21) and time of possession (22:35 to 7:35).

Southern scored on the game's opening possession, requiring only five plays to go 75 yards. Jamar Washington took an option pitch from seven yards out and the Jaguars led, 7-0, with 13:28 to go in the first quarter.

The Tigers answered with a 23-yard Riley Patterson field goal on their first possession. And they grabbed the lead on their second possession as White found Antonio Gibson on a crossing pattern. Gibson sprinted 55 yards for the touchdown and broke several tackles during the final 30 yards to the end zone.

Memphis increased its lead to 17-7 shortly before the end of the opening quarter as Rodrigues Clark blocked a Southern punt at the Jaguars' 27-yard line and Keith Brown Jr. scooped and scored. The Tigers were limited to three first downs and 24 rushing yards in the quarter.

Southern opened the second quarter with a time-consuming, 17-play, 75-yard drive that culminated in a 4-yard TD pass from Skelton to Jeremiah Houston. The 10-minute drive resulted in a score that trimmed the Tigers' lead to, 17-14.

Memphis got scores on its following two possessions -- a 46-yard TD run by Gainwell and a 49-yard field by Patterson -- and Southern got a 34-yard field goal by Martell Fontenet sandwiched in between.

GAME STATISTICS

| | OM | MEM |
|----------------------------------|---------|---------|
| Score | 10 | 15 |
| FIRST DOWNS | 13 | 22 |
| RUSHES-YARDS (NET) | 33-80 | 51-192 |
| PASSING YDS (NET) | 93 | 172 |
| Passes Att-Comp-Int | 19-9-1 | 31-23-1 |
| TOTAL OFFENSE PLAYS-YARDS | 52-173 | 82-364 |
| Fumble Returns-Yards | 0-0 | 0-0 |
| Punt Returns-Yards | 2-2 | 3-27 |
| Kickoff Returns-Yards | 1-25 | 3-51 |
| Interception Returns-Yards | 1-4 | 1-0 |
| Punts (Number-Avg) | 5-46.8 | 6-43.8 |
| Fumbles-Lost | 0-0 | 1-0 |
| Penalties-Yards | 3-35 | 10-75 |
| Possession Time | 21:19 | 38:41 |
| Third-Down Conversions | 1 of 10 | 6 of 17 |
| Fourth-Down Conversions | 1 of 2 | 3 of 5 |
| Red-Zone Scores-Chances | 2-2 | 2-3 |

| Ole Miss | | | | | | |
|---------------------|--------|-------|-------|------|------|------|
| Rushing | No. | Gain | Loss | Net | TD | Lg |
| Scottie Phillips | 19 | 66 | 4 | 62 | 1 | 16 |
| Corral, Matt | 9 | 36 | 19 | 17 | 0 | 15 |
| Ealy, Jerrion | 4 | 4 | 2 | 2 | 0 | 2 |
| Conner, Snoop | 1 | 0 | 1 | -1 | 0 | -1.0 |
| Passing | C-A-I | Yds | TD | Long | Sack | |
| Corral, Matt | 9-19-1 | 93 | 0 | 36 | 3 | |
| Receiving | No. | Yards | TD | Long | | |
| Moore, Elijah | 4 | 60 | 0 | 36 | | |
| Octavious Cooley | 2 | 7 | 0 | 4 | | |
| Pellier, Jason | 1 | 15 | 0 | 15 | | |
| Battle, Miles | 1 | 6 | 0 | 6 | | |
| Punting | No. | Yds | Avg | Long | In20 | TB |
| Mac Brown | 5 | 234 | 46.8 | 54 | 1 | 0 |
| Punt Returns | No. | Yards | TD | Long | | |
| Moore, Elijah | 2 | 2 | 0 | 1 | | |
| Kick Returns | No. | Yards | TD | Long | | |
| Ealy, Jerrion | 1 | 25 | 0 | 25 | | |
| Tackles | UA-A | Total | Sacks | TFL | | |
| Coatney, Josiah | 7-0 | 7 | 1.0 | 1.0 | | |
| Henry, Lakin | 7-0 | 7 | 0.0 | 0.0 | | |
| Smith, Kedron | 6-1 | 7 | 0.0 | 0.0 | | |
| Haynes, Jon | 5-1 | 6 | 0.0 | 0.0 | | |

| Memphis | | | | | | |
|---------------------|---------|-------|-------|------|------|------|
| Rushing | No. | Gain | Loss | Net | TD | Lg |
| Taylor, Patrick | 27 | 130 | 2 | 128 | 1 | 15 |
| Gainwell, Kenneth | 16 | 78 | 1 | 77 | 0 | 10 |
| Samuel, Travon | 1 | 4 | 0 | 4 | 0 | 4 |
| White, Brady | 5 | 3 | 9 | -6 | 1 | -1.2 |
| Passing | C-A-I | Yds | TD | Long | Sack | |
| White, Brady | 23-31-1 | 172 | 0 | 23 | 2 | |
| Receiving | No. | Yards | TD | Long | | |
| Coxie, Damonte | 6 | 44 | 0 | 23 | | |
| Gainwell, Kenneth | 6 | 41 | 0 | 11 | | |
| Williams, John | 4 | 40 | 0 | 23 | | |
| Taylor, Patrick | 4 | 25 | 0 | 22 | | |
| Punting | No. | Yds | Avg | Long | In20 | TB |
| Williams, Adam | 6 | 263 | 43.8 | 61 | 1 | 2 |
| Punt Returns | No. | Yards | TD | Long | | |
| Williams, John | 3 | 27 | 0 | 21 | | |
| Kick Returns | No. | Yards | TD | Long | | |
| Gibson, Antonio | 2 | 32 | 0 | 17 | | |
| Williams, John | 1 | 19 | 0 | 19 | | |
| Tackles | UA-A | Total | Sacks | TFL | | |
| Huff, Bryce | 5-0 | 5 | 1.0 | 2.0 | | |
| Russell, JJ | 4-1 | 5 | 0.0 | 2.0 | | |
| Cullens, Xavier | 4-0 | 4 | 0.0 | 0.0 | | |
| Johnson, Quinde | 4-0 | 4 | 0.0 | 1.0 | | |

GAME STATISTICS

| | SUBR | MEM |
|----------------------------------|---------|---------|
| Score | 24 | 55 |
| FIRST DOWNS | 14 | 23 |
| RUSHES-YARDS (NET) | 39-168 | 42-177 |
| PASSING YDS (NET) | 90 | 398 |
| Passes Att-Comp-Int | 19-8-0 | 28-23-0 |
| TOTAL OFFENSE PLAYS-YARDS | 58-258 | 70-575 |
| Fumble Returns-Yards | 1-74 | 0-0 |
| Punt Returns-Yards | 0-0 | 3-42 |
| Kickoff Returns-Yards | 1-9 | 4-50 |
| Interception Returns-Yards | 0-0 | 0-0 |
| Punts (Number-Avg) | 7-29.1 | 1-54.0 |
| Fumbles-Lost | 0-0 | 2-1 |
| Penalties-Yards | 5-26 | 6-44 |
| Possession Time | 29:02 | 30:58 |
| Third-Down Conversions | 5 of 13 | 8 of 16 |
| Fourth-Down Conversions | 0 of 0 | 3 of 3 |
| Red-Zone Scores-Chances | 3-3 | 4-6 |

| Southern | | | | | | |
|---------------------|--------|-------|-------|------|------|----|
| Rushing | No. | Gain | Loss | Net | TD | Lg |
| Skelton, L. | 15 | 92 | 17 | 75 | 0 | 29 |
| Benn, D. | 4 | 36 | 0 | 36 | 0 | 9 |
| Washington, J. | 3 | 22 | 0 | 22 | 1 | 10 |
| Nelson, C. | 6 | 22 | 1 | 21 | 0 | 8 |
| Passing | C-A-I | Yds | TD | Long | Sack | |
| Skelton, L. | 7-15-0 | 86 | 1 | 36 | 1 | |
| McDaniel, G. | 1-4-0 | 4 | 0 | 4 | 1 | |
| Receiving | No. | Yards | TD | Long | | |
| Register, H. | 2 | 22 | 0 | 14 | | |
| Bedford, T. | 2 | 22 | 0 | 14 | | |
| Chaney, C. | 2 | 3 | 0 | 4 | | |
| Mackey, C. | 1 | 13 | 0 | 13 | | |
| Punting | No. | Yds | Avg | Long | In20 | TB |
| Barajas, C. | 3 | 131 | 43.7 | 49 | 1 | 0 |
| TEAM | 2 | 2 | 1.0 | 2 | 0 | 0 |
| Punt Returns | No. | Yards | TD | Long | | |
| Williams, Adam | 1 | 54 | 0 | 54 | 1 | 0 |
| Punt Returns | No. | Yards | TD | Long | | |
| Williams, John | 2 | 5 | 0 | 3 | | |
| Clark, Rodrigues | 1 | 10 | 0 | 0 | | |
| Kick Returns | No. | Yards | TD | Long | | |
| Brown, Keith | 2 | 22 | 0 | 15 | | |
| Gibson, Antonio | 1 | 18 | 0 | 18 | | |
| Tackles | UA-A | Total | Sacks | TFL | | |
| Lewis, J. | 5-0 | 5 | 1.0 | 3.0 | | |
| Pappillon, J. | 5-0 | 5 | 0.0 | 1.0 | | |

| Memphis | | | | | | |
|---------------------|---------|-------|-------|------|------|----|
| Rushing | No. | Gain | Loss | Net | TD | Lg |
| Gainwell, Kenneth | 16 | 93 | 8 | 85 | 2 | 46 |
| Watkins, Kylan | 10 | 40 | 5 | 35 | 1 | 9 |
| Clark, Rodrigues | 5 | 25 | 0 | 25 | 1 | 10 |
| Taylor, Tim | 5 | 20 | 2 | 18 | 0 | 9 |
| Passing | C-A-I | Yds | TD | Long | Sack | |
| White, Brady | 17-21-0 | 337 | 2 | 65 | 1 | |
| Adair, Connor | 6-7-0 | 61 | 0 | 25 | 0 | |
| Receiving | No. | Yards | TD | Long | | |
| Coxie, Damonte | 6 | 112 | 0 | 52 | | |
| Gainwell, Kenneth | 4 | 38 | 1 | 21 | | |
| Magnifico, Joey | 3 | 74 | 0 | 45 | | |
| Jones, Kedarian | 2 | 75 | 0 | 65 | | |
| Punting | No. | Yds | Avg | Long | In20 | TB |
| Williams, Adam | 1 | 54 | 54.0 | 54 | 1 | 0 |
| Punt Returns | No. | Yards | TD | Long | | |
| Williams, John | 2 | 5 | 0 | 3 | | |
| Clark, Rodrigues | 1 | 10 | 0 | 0 | | |
| Kick Returns | No. | Yards | TD | Long | | |
| Brown, Keith | 2 | 22 | 0 | 15 | | |
| Gibson, Antonio | 1 | 18 | 0 | 18 | | |
| Tackles | UA-A | Total | Sacks | TFL | | |
| Blake, Sanchez | 6-1 | 7 | 0.0 | 0.0 | | |
| Thomas, La'Andr | 5-1 | 6 | 0.0 | 1.0 | | |

| Qtr | Time | Scoring Play | V-H |
|-------|---|---|-------|
| 1st | 13:28 | SUBR - Washington, J. 7 yd run (Fontenet, M. kick), 5-75 1:32 | 7-0 |
| 1st | 11:29 | MEM - PATTERSON, Riley 23 yd field goal, 6-66 1:55 | 7-0 |
| 09:38 | MEM - GIBSON, Antonio 55 yd pass from WHITE, Brady (PATTERSON, Riley kick), 3-55 0:48 | 7-10 | |
| 00:30 | MEM - BROWN, Keith 27 yd blocked punt return (PATTERSON, Riley kick) | 7-17 | |
| 05:22 | SUBR - Houston, J. 4 yd pass from Skelton, L. (Fontenet, M. kick), 17-75 10:08 | 14-17 | |
| 03:46 | MEM - GAINWELL, Kenneth 46 yd run (PATTERSON, Riley kick), 4-60 1:31 | 14-24 | |
| 01:07 | SUBR - Fontenet, M. 34 yd field goal, 9-58 2:39 | 17-24 | |
| 00:02 | MEM - PATTERSON, Riley 49 yd field goal, 7-34 1:05 | 17-27 | |
| 3rd | 10:03 | MEM - WATKINS, Kylan 6 yd run (PATTERSON, Riley kick), 12-64 4:53 | 17-34 |
| 04:51 | SUBR - Lewis, J. 74 yd fumble recovery (Fontenet, M. kick) | 24-34 | |
| 02:31 | MEM - GAINWELL, Kenneth 1 yd run (PATTERSON, Riley kick), 5-65 2:16 | 24-41 | |
| 00:36 | MEM - GAINWELL, Kenneth 21 yd pass from WHITE, Brady (PATTERSON, Riley kick), 1:21 0:07 | 24-48 | |
| 08:46 | MEM - CLARK, Rodrigues 10 yd run (PATTERSON, Riley kick), 11-75 5:19 | 24-55 | |

— GAME 3 | RV MEMPHIS 42, SOUTH ALABAMA 6 | SEPT. 14 —



MOBILE, Ala. — Different venue, same result. Kenneth Gainwell rushed for a career-high 145 yards and quarterback Brady White passed for 209 yards and three touchdowns to lead the University of Memphis to a 42-6 victory over South Alabama Saturday at Ladd-Peebles Stadium.

The Tigers (3-0), playing their first road game of the season, amassed 327 of their 530 total yards in the first half and had two backs surpass 100 rushing yards. Redshirt sophomore Kylan Watkins added 113 yards on 11 attempts to complement Gainwell, who had 141 of his yards before halftime. Receiver Damonte Coxie had three receptions for 81 yards.

Defensively, the Tigers held the Jaguars (1-2) to 144 yards and no points through three quarters. The UofM defense also recovered two fumbles — one returned for a touchdown — in addition to an interception and a defensive PAT. The Jaguars finished with only 248 total yards.

“I’m really pleased with how our team came on the road and maintained their focus,” said Tigers coach Mike Norvell. “All in all, it was a great day.”

Leading 23-0 at the half, the UofM increased its advantage to 30-0 on its first drive of the second half. A White-to-Joey Magnifico reception — on a ball tipped by a USA defensive back — resulted in a 58-yard pickup to the South Alabama 4-yard line. White followed with a 4-yard TD pass to Antonio Gibson.

In the fourth quarter, the Tigers added a 23-yard Riley Patterson field goal, a 46-yard fumble return by linebacker Austin Hall and a defensive PAT by Jacobi Francis, who took a muffed South Alabama PAT attempt 98 yards for two points.

The Jaguars got their only score in the fourth quarter against the Memphis reserves. Kawaan Baker turned a short pass from Tylan Morton into a 74-yard touchdown with 11:18 left to play.

As for Gainwell, he wasted little time helping the Tigers offense make an impression. He got 71 of his yards on a first-quarter rush to the South Alabama 11-yard line. He scored two plays later on a 5-yard burst up the middle, taking advantage of path created by solid blocking by the Tigers’ offensive line.

Memphis increased its lead to 14-0 in the opening minute of the second quarter as sophomore Watkins hauled in a 17-yard touchdown pass from White. Watkins scored on a wheel route by stretching out and making a spectacular diving catch in the end zone.

“We’ve talked a lot about Kylan,” Norvell said. “To see Kylan step up and play at a high level, I’m really proud of him.”

The Tigers moved inside the USA 20-yard line on their next possession, but a tipped White pass was intercepted by USA’s Keith Gallmon. The UofM quickly recovered on its next series as Watkins sprinted 72 yards to the Jaguars’ 4-yard line midway through the second quarter. The big play set up a 2-yard TD pass from White to Kedarian Jones for a 20-0 lead.

Patterson closed the first-half scoring with a 36-yard field goal, set up by Hall’s first fumble recovery.

Memphis doesn’t play next weekend, but opens American Athletic Conference play Sept. 26 at home against Navy.

— GAME 4 | RV MEMPHIS 35, RV NAVY 23 | SEPT. 26 —



MEMPHIS, Tenn. — It required some time and adjustments, but when the University of Memphis discovered how to slow what had been a potent Navy offense, a victory in its American Athletic Conference opener came into focus.

After the Midshipmen gained nearly 300 yards in the opening half, the Tigers limited Navy to 81 yards and a field goal in the second half, key contributors in the UofM’s 35-23 win Thursday night before 33,909 at Liberty Bowl Memorial Stadium.

Three second-half touchdown passes by quarterback Brady White and a second-straight 100-yard rushing game by freshman running back Kenneth Gainwell also helped the Tigers (4-0, 1-0 American) remain unbeaten. Navy fell to 2-1 overall, 1-1 in the American.

White completed 14 of 18 passes for 196 yards and Gainwell rushed for 104 yards and a touchdown on 14 carries. Receiver Antonio Gibson finished with 105 yards receiving on three catches.

White was particularly effective in the second half, throwing for 173 yards. Two of his second-half TDs came on third-and-down-and-long throws.

In the second half, the Tigers quickly took steps to erase a six-point halftime deficit. The Tigers scored on their second and third possessions of the half to take a 28-20 lead.

The UofM’s first touchdown of the half came at the end of a 50-yard drive when White found Kedarian Jones on a drag route for a 5-yard score. Riley Patterson’s extra point gave the Tigers their first lead of the game at 21-20.

On their following possession, the Tigers converted on third-and-13 from their 27-yard line. White found Gibson several yards ahead of defender Tony Brown and hit Gibson in stride for a 73-yard TD and a 28-20 cushion.

Navy’s Bijan Nichols connected on a 49-yard field goal early in the fourth quarter to cut the Memphis lead to 28-23.

Navy enjoyed a commanding advantage in time of possession in the first half (23 minutes to 7 minutes). Combined with its strong rushing attack, the Midshipmen dominated to take a 20-7 lead midway through the quarter.

But the Tigers regained the momentum on the ensuing kickoff. Gabriel Rogers, returning a kickoff for the first time in his career, raced 99 yards for a touchdown, breaking several tackles en route to the end zone. The TD trimmed the Navy lead to 20-14.

Each team missed a field-goal attempt in the final six minutes of the half, Memphis’ Patterson from 55 yards out and Navy’s Nichols from 46 yards out.

Navy opened the game by driving 75 yards in 10 plays, scoring on a 1-yard keeper by Malcolm Perry. The Tigers countered on their first snap as Gainwell busted through traffic on the left side and sprinted 75 yards for the TD, reaching the end zone despite being tripped up by Navy’s Kevin Brennan at the 5-yard line.

The Midshipmen regained the lead late in the opening quarter as Perry led an 86-yard drive, one that ended with a perfectly thrown pass to Chance Warren in the right corner of the end zone from 17 yards out. The extra point try by Nichols struck the upright and Navy led, 13-7.

The teams exchanged fumbles early in the second quarter, but the Midshipmen turned theirs into points for a 20-7 lead. After recovering a White fumble at its 26, Navy drove 74 yards, starting with a 45-yard pass completion and ending with a 1-yard keeper by Perry.

Behind its lopsided lead in time of possession, Navy dominated statistically in the first half. The Midshipmen gained 292 yards (to 98 for the Tigers) and rushed for 217 of those. Navy had 15 first downs to three for the Tigers.

GAME STATISTICS

| | MEM | USA |
|----------------------------------|---------|---------|
| Score | 42 | 6 |
| FIRST DOWNS | 18 | 14 |
| RUSHES-YARDS (NET) | 45-312 | 39-101 |
| PASSING YDS (NET) | 218 | 147 |
| Passes Att-Comp-Int | 22-14-1 | 26-9-1 |
| TOTAL OFFENSE PLAYS-YARDS | 67-530 | 65-248 |
| Fumble Returns-Yards | 1-48 | 1-30 |
| Punt Returns-Yards | 3-11 | 1-3 |
| Kickoff Returns-Yards | 2-72 | 2-28 |
| Interception Returns-Yards | 1-0 | 1-0 |
| Punts (Number-Avg) | 4-48.2 | 7-41.7 |
| Fumbles-Lost | 1-1 | 2-2 |
| Penalties-Yards | 10-100 | 3-30 |
| Possession Time | 31:53 | 28:07 |
| Third-Down Conversions | 7 of 15 | 5 of 15 |
| Fourth-Down Conversions | 1 of 1 | 0 of 2 |
| Red-Zone Scores-Chances | 6-6 | 0-0 |

Memphis

| Rushing | No. | Gain | Loss | Net | TD | Lg | Avg |
|----------------|-----|------|------|-----|----|----|------|
| GAINWELL, K. | 16 | 151 | 6 | 145 | 1 | 71 | 9.1 |
| WATKINS, Kylan | 11 | 120 | 7 | 113 | 0 | 72 | 10.3 |
| SAMUEL, T. | 3 | 27 | 1 | 26 | 0 | 18 | 8.7 |
| CLARK, R. | 9 | 26 | 3 | 23 | 0 | 6 | 2.6 |

| C-A-I | Yds | TD | Long | Sack | |
|---------------|---------|-----|------|------|---|
| WHITE, Brady | 12-20-1 | 209 | 3 | 58 | 1 |
| ADAIR, Connor | 2-2-0 | 9 | 0 | 6 | 0 |

| Receiving | No. | Yards | TD | Long |
|-----------------|-----|-------|----|------|
| COXIE, Damonte | 3 | 81 | 0 | 41 |
| GIBSON, Antonio | 2 | 26 | 1 | 22 |
| JONES, K. | 2 | 17 | 1 | 15 |
| GAINWELL, K. | 2 | 9 | 0 | 7 |

| Punting | No. | Yds | Avg | Long | In20 | TB |
|----------------|-----|-----|------|------|------|----|
| WILLIAMS, Adam | 4 | 193 | 48.2 | 54 | 2 | 1 |

| Punt Returns | No. | Yards | TD | Long |
|----------------|-----|-------|----|------|
| WILLIAMS, John | 2 | 12 | 0 | 7 |
| AUSTIN III, C. | 1 | -1 | 0 | 0 |

| Kick Returns | No. | Yards | TD | Long |
|-----------------|-----|-------|----|------|
| GIBSON, Antonio | 2 | 72 | 0 | 38 |

| Tackles | UA-A | Total | Sacks | TFL |
|-----------------|------|-------|-------|-----|
| RUSSELL, JJ | 3-4 | 7 | 0.0 | 0.0 |
| HALL, Austin | 1-5 | 6 | 0.0 | 0.0 |
| DORCEUS, Joseph | 4-1 | 5 | 0.0 | 1.0 |
| CARTER, TJ | 4-1 | 5 | 0.0 | 0.0 |

South Alabama

| Rushing | No. | Gain | Loss | Net | TD | Lg | Avg |
|-----------------|-----|------|------|-----|----|----|-----|
| Johnson, Cephus | 14 | 51 | 14 | 37 | 0 | 20 | 2.6 |
| Wilson, Jared | 10 | 30 | 2 | 28 | 0 | 12 | 2.8 |
| Morton, Tylan | 4 | 17 | 0 | 17 | 0 | 7 | 4.2 |
| Minter, Tra | 4 | 13 | 0 | 13 | 0 | 8 | 3.2 |

| C-A-I | Yds | TD | Long | Sack | |
|-----------------|--------|-----|------|------|---|
| Johnson, Cephus | 5-14-0 | 42 | 0 | 17 | 2 |
| Morton, Tylan | 4-12-1 | 105 | 1 | 74 | 0 |

| Receiving | No. | Yards | TD | Long |
|------------------|-----|-------|----|------|
| Tolbert, Jalen | 4 | 37 | 0 | 17 |
| Baker, Kawaan | 2 | 84 | 1 | 74 |
| Miller, JohnTank | 1 | 15 | 0 | 15 |
| Hamilton, TrVeon | 1 | 6 | 0 | 6 |

| Punting | No. | Yds | Avg | Long | In20 | TB |
|--------------|-----|-----|------|------|------|----|
| Brooks, Jack | 7 | 292 | 41.7 | 49 | 3 | 0 |

| Punt Returns | No. | Yards | TD | Long |
|--------------|-----|-------|----|------|
| Minter, Tra | 1 | 3 | 0 | 3 |

| Kick Returns | No. | Yards | TD | Long |
|-----------------|-----|-------|----|------|
| Thompson, Jalen | 1 | 17 | 0 | 17 |
| Baker, Kawaan | 1 | 11 | 0 | 11 |

| Tackles | UA-A | Total | Sacks | TFL |
|-----------------|------|-------|-------|-----|
| Daniels, DJ | 7-1 | 8 | 0.0 | 1.0 |
| Gallmon, Keith | 6-2 | 8 | 0.0 | 0.0 |
| Johnson, Kelvin | 5-1 | 6 | 0.0 | 0.0 |
| Mobley, Nick | 2-4 | 6 | 0.0 | 0.0 |

| Qtr | Time | Scoring Play | V-H |
|-----|-------|---|--------|
| 1st | 07:21 | MEM - GAINWELL, K. 5 yd run (PATTERSON, R. kick), 3-82 0:50 | 7 - 0 |
| 2nd | 14:18 | MEM - WATKINS, Kylan 18 yd pass from WHITE, Brady (PATTERSON, R. kick), 7-74 2:45 | 14 - 0 |
| | 06:26 | MEM - JONES, K. 2 yd pass from WHITE, Brady (MAGNIFICO, Joey rush failed), 5-76 1:46 | 20 - 0 |
| | 00:39 | MEM - PATTERSON, R. 36 yd field goal, 9-38 3:31 | 23 - 0 |
| 3rd | 13:50 | MEM - GIBSON, Antonio 4 yd pass from WHITE, Brady (PATTERSON, R. kick), 4-63 1:10 | 30 - 0 |
| 4th | 13:10 | MEM - PATTERSON, R. 23 yd field goal, 8-68 3:58 | 33 - 0 |
| | 12:02 | MEM - HALL, Austin 48 yd fumble recovery (PATTERSON, R. kick) | 40 - 0 |
| | 11:18 | USA - Baker, Kawaan 74 yd pass from Morton, Tylan (Onate, Frankie rush fumbld), 2-75 0:44 | 40 - 6 |
| | 11:18 | MEM - FRANCIS, Jacobi PAT return | 42 - 6 |

GAME STATISTICS

| | NAVY | MEM |
|----------------------------------|---------|---------|
| Score | 23 | 35 |
| FIRST DOWNS | 20 | 12 |
| RUSHES-YARDS (NET) | 66-291 | 25-105 |
| PASSING YDS (NET) | 82 | 196 |
| Passes Att-Comp-Int | 13-6-1 | 18-14-0 |
| TOTAL OFFENSE PLAYS-YARDS | 79-373 | 43-301 |
| Fumble Returns-Yards | 1-3 | 0-0 |
| Punt Returns-Yards | 3-28 | 2-5 |
| Kickoff Returns-Yards | 1-15 | 4-187 |
| Interception Returns-Yards | 0-0 | 1-0 |
| Punts (Number-Avg) | 4-45.2 | 4-44.0 |
| Fumbles-Lost | 2-1 | 2-1 |
| Penalties-Yards | 6-55 | 5-39 |
| Possession Time | 38:39 | 21:21 |
| Third-Down Conversions | 7 of 17 | 4 of 10 |
| Fourth-Down Conversions | 3 of 5 | 0 of 0 |
| Red-Zone Scores-Chances | 3-3 | 1-2 |

Navy

| Rushing | No. | Gain | Loss | Net | TD | Lg | Avg |
|------------------|-----|------|------|-----|----|----|------|
| MARKERJAU, Keoni | 8 | 101 | 0 | 101 | 0 | 41 | 12.6 |
| PERRY, Malcolm | 25 | 100 | 9 | 91 | 2 | 27 | 3.6 |
| WILLIAMS, CJ | 5 | 33 | 6 | 27 | 0 | 10 | 5.4 |
| WARREN, Chance | 2 | 19 | 0 | 19 | 0 | 18 | 9.5 |

| C-A-I | Yds | TD | Long | Sack | |
|----------------|--------|----|------|------|---|
| PERRY, Malcolm | 6-10-0 | 82 | 1 | 47 | 1 |
| OLSEN, Perry | 0-2-1 | 0 | 0 | 0 | 1 |

| Receiving | No. | Yards | TD | Long |
|----------------|-----|-------|----|------|
| MITCHELL, Ryan | 2 | 52 | 0 | 47 |
| WARREN, Chance | 2 | 20 | 1 | 17 |
| COOPER, Mychal | 1 | 8 | 0 | 8 |
| FELLS, Myles | 1 | 2 | 0 | 2 |

| Punting | No. | Yds | Avg | Long | In20 | TB |
|-------------|-----|-----|------|------|------|----|
| WHITE, Owen | 4 | 181 | 45.2 | 52 | 0 | 1 |

| Punt Returns | No. | Yards | TD | Long |
|---------------|-----|-------|----|------|
| WINN, Garrett | 3 | 28 | 0 | 17 |

| Kick Returns | No. | Yards | TD | Long |
|--------------|-----|-------|----|------|
| FELLS, Myles | 1 | 15 | 0 | 15 |

| Tackles | UA-A | Total | Sacks | TFL |
|-----------------|------|-------|-------|-----|
| TUITLEE, Tama | 5-0 | 5 | 0.0 | 0.0 |
| BRENNAN, Kevin | 2-2 | 4 | 0.0 | 0.0 |
| SPRINGER, Jacob | 3-0 | 3 | 1.0 | 3.0 |
| FOCHTMAN, Evan | 3-0 | 3 | 0.0 | 0.0 |

Memphis

| Rushing | No. | Gain | Loss | Net | TD | Lg | Avg |
|----------------|-----|------|------|-----|----|----|------|
| GAINWELL, K. | 3 | 18 | 0 | 18 | 0 | 16 | 6.0 |
| WATKINS, Kylan | 3 | 18 | 0 | 18 | 0 | 14 | 6.0 |
| SAMUEL, T. | 1 | 4 | 0 | 4 | 0 | 14 | 4.0 |
| TEAM | 3 | 0 | 12 | -12 | 0 | 0 | -4.0 |

| C-A-I | Yds | TD | Long | Sack | |
|--------------|---------|-----|------|------|---|
| WHITE, Brady | 14-18-0 | 196 | 3 | 73 | 3 |

| Receiving | No. | Yards | TD | Long |
|-----------------|-----|-------|----|------|
| JONES, K. | 4 | 36 | 1 | 13 |
| GIBSON, Antonio | 3 | 105 | 1 | 73 |
| COXIE, Damonte | 3 | 41 | 1 | 31 |
| GAINWELL, K. | 2 | 9 | 0 | 13 |

| Punting | No. | Yds | Avg | Long | In20 | TB |
|----------------|-----|-----|------|------|------|----|
| WILLIAMS, Adam | 4 | 176 | 44.0 | 48 | 1 | 0 |


| Punt Returns | No. | Yards | TD | Long |
|--------------|-----|-------|----|------|
| SAMUEL, T. | 2 | 5 | 0 | 5 |

| Kick Returns | No. | Yards | TD | Long |
|-----------------|-----|-------|----|------|
| GIBSON, Antonio | 3 | 88 | 0 | 38 |
| ROGERS, Gabriel | 1 | 99 | 1 | 99 |

| Tackles | UA-A | Total | Sacks | TFL |
|-----------------|------|-------|-------|-----|
| BLAKE, Sanchez | 6-3 | 9 | 0.0 | 0.0 |
| HALL, Austin | 5-2 | 7 | 0.0 | 1.0 |
| HART, Tim | 2-5 | 7 | 0.0 | 0.0 |
| PICKENS, Thomas | 6-0 | 6 | 0.0 | 0.0 |

| Qtr | Time | Scoring Play | V-H |
|-----|-------|--|---------|
| 1st | 09:55 | NAVY - PERRY, Malcolm 1 yd run (NICHOLS, Bijan kick), 10-75 5:05 | 7 - 0 |
| | 09:43 | MEM - GAINWELL, K. 75 yd run (PATTERSON, R. kick), 1-75 0:12 | 7 - 7 |
| | 00:44 | NAVY - WARREN, Chance 17 yd pass from PERRY, Malcolm (NICHOLS, Bijan kick failed), 10-88 | 13 - 7 |
| 2nd | 07:01 | NAVY - PERRY, Malcolm 1 yd run (NICHOLS, Bijan kick), 10-74 4:43 | 20 - 7 |
| | 06:48 | MEM - ROGERS, Gabriel 99 yd kickoff return (PATTERSON, R. kick) | 20 - 14 |
| 3rd | 09:05 | MEM - JONES, K. 5 yd pass from WHITE, Brady (PATTERSON, R. kick), 6-50 3:10 | 20 - 21 |
| | 03:37 | MEM - GIBSON, Antonio 73 yd pass from WHITE, Brady (PATTERSON, R. kick), 3-70 1:45 | 20 - 28 |
| 4th | 12:17 | NAVY - NICHOLS, Bijan 49 yd field goal, 12-47 6:16 | 23 - 28 |
| | 11:27 | MEM - COXIE, Damonte 31 yd pass from WHITE, Brady (PATTERSON, R. kick), 4-59 0:41 | 23 - 35 |

GAME 5 | RV/23 MEMPHIS 52, ULM 33 | OCT. 5



MONROE, La. – Just when it appeared as if Louisiana Monroe was going to challenge the University of Memphis until the final seconds Saturday, the 23rd-ranked Tigers struck quickly – two touchdowns in nine seconds – to eliminate any upset chances.

After the Warhawks had scored with 6:31 remaining to trim the Memphis lead to six points (39-33), the UofM answered in impressive fashion. Running back Kenneth Gainwell broke free for a 68-yard touchdown run and, nine seconds later, defensive back LaAndre Thomas picked off a ULM pass tipped at the line of scrimmage and raced 33 yards to the end zone.

Although the fourth quarter may have been too close at one point for Memphis coach Mike Norvell's comfort, the Tigers explosive finish gave them a 52-33 victory in their final non-conference game of the season.

Memphis improved to 5-0 by amassing 535 total yards, including 286 on the ground. Tigers quarterback Brady White completed 15 of 23 passes for 249 yards and three touchdowns, while Gainwell finished with 209 yards on 14 carries

A productive UofM offense offset the firepower of ULM (2-3). The Warhawks gained 575 total yards, including 319 passing, 286 from quarterback Caleb Evans. Evans (112) and running back Josh Johnson (119) each rushed for more than 100 yards.

"That was a good offense, but we did enough things good to win that game," Norvell said.

Ahead by 12 at the half, the Tigers got a 50-yard field goal from Riley Patterson and a 50-yard touchdown reception from Antonio Gibson in the third quarter to extend their lead to 19 points (39-20) midway through the period.

ULM's Evans broke free for a 45-yard scoring run with 3:11 to go in the quarter to make it 39-26. And a 36-yard pass from Evans to tight end Josh Pederson trimmed the Memphis lead to three points midway through the final quarter before the Tigers recovered to pull away.

"I'm happy for our guys," Norvell said. "We went out and did what we had to do. They showed their heart and their character and finished the game."

The Tigers wasted little time setting the tone for the afternoon. They scored on four of their first five possessions in the opening half to take a 29-10 lead late in the second quarter.

Memphis got first-half scores from Damonte Coxie (5-yard reception), Gainwell (40-yard run), Kameron Wilson (2-yard reception) and Kylan Watkins (14-yard run). White passed for 189 of his yards in the opening 30 minutes.

ULM spent the final five minutes of the first half trying to close the gap. Pederson, son of Philadelphia Eagles head coach Doug Pederson, caught a 6-yard scoring pass from Evans to make it 29-17 with 1:40 to go. But the Warhawks' attempt to make it a nine-point game at the half was thwarted by the Tigers, who blocked a 50-yard field goal attempt by ULM's Jared Porter as the half ended.

The Tigers had 339 yards at halftime, a fairly even mix of passing yards (189) and rushing yards (150). Memphis resumes play in The American next weekend at Temple.

GAME STATISTICS

| | MEM | ULM |
|----------------------------------|---------|---------|
| Score | 52 | 33 |
| FIRST DOWNS | 25 | 30 |
| RUSHES-YARDS (NET) | 36-286 | 44-256 |
| PASSING YDS (NET) | 249 | 319 |
| Passes Att-Comp-Int | 24-15-1 | 45-24-1 |
| TOTAL OFFENSE PLAYS-YARDS | 60-535 | 89-575 |
| Fumble Returns-Yards | 0-0 | 0-0 |
| Punt Returns-Yards | 0-0 | 1-3 |
| Kickoff Returns-Yards | 3-76 | 3-41 |
| Interception Returns-Yards | 1-33 | 1-35 |
| Punts (Number-Avg) | 3-54.7 | 2-45.0 |
| Fumbles-Lost | 2-1 | 1-0 |
| Penalties-Yards | 9-70 | 11-114 |
| Possession Time | 26:06 | 33:54 |
| Third-Down Conversions | 2 of 8 | 5 of 15 |
| Fourth-Down Conversions | 0 of 1 | 3 of 6 |
| Red-Zone Scores-Chances | 3-4 | 4-5 |

Memphis

| Rushing | No. | Gain | Loss | Net | TD | Lg | Avg |
|----------------|-----|------|------|-----|----|----|------|
| GAINWELL, K. | 14 | 209 | 0 | 209 | 2 | 68 | 14.9 |
| WATKINS, Kylan | 10 | 48 | 0 | 48 | 1 | 14 | 4.8 |
| SAMUEL, T. | 3 | 21 | 4 | 17 | 0 | 14 | 5.7 |
| CLARK, R. | 2 | 10 | 0 | 10 | 0 | 10 | 5.0 |

| Passing | C-A-I | Yds | TD | Long | Sack |
|--------------|---------|-----|----|------|------|
| WHITE, Brady | 15-23-1 | 249 | 3 | 50 | 2 |
| JONES, K. | 0-1-0 | 0 | 0 | 0 | 0 |

| Receiving | No. | Yards | TD | Long |
|-----------------|-----|-------|----|------|
| GAINWELL, K. | 3 | 42 | 0 | 27 |
| COXIE, Damonte | 3 | 23 | 1 | 10 |
| MAGNIFICO, Joey | 2 | 48 | 0 | 31 |
| WATKINS, Kylan | 2 | 26 | 0 | 24 |

| Punting | No. | Yds | Avg | Long | In20 | TB |
|----------------|-----|-----|------|------|------|----|
| WILLIAMS, Adam | 3 | 164 | 54.7 | 77 | 1 | 0 |

| Punt Returns | No. | Yards | TD | Long |
|-----------------|-----|-------|----|------|
| GIBSON, Antonio | 3 | 76 | 0 | 32 |

| Kick Returns | No. | Yards | TD | Long |
|-----------------|-----|-------|----|------|
| GIBSON, Antonio | 3 | 76 | 0 | 32 |

| Tackles | UA-A | Total | Sacks | TFL |
|----------------|------|-------|-------|-----|
| THOMAS, L. | 7-2 | 9 | 0.0 | 0.0 |
| BLAKE, Sanchez | 5-2 | 7 | 0.0 | 0.0 |

| Qtr | Time | Scoring Play | V-H |
|-----|-------|--|---------|
| 1st | 12:18 | MEM - COXIE, Damonte 5 yd pass from WHITE, Brady (PATTERSON, R. kick), 6-75 1:55 | 7 - 0 |
| | 05:25 | ULM - Porter, Jared 35 yd field goal, 16-74 6:53 | 7 - 3 |
| 2nd | 13:46 | MEM - GAINWELL, K. 40 yd run (PATTERSON, R. kick), 6-92 2:48 | 14 - 3 |
| | 11:12 | ULM - Evans, Caleb 7 yd run (Porter, Jared kick), 6-75 2:34 | 14 - 10 |
| | 07:30 | MEM - WILSON, Kameron 2 yd pass from WHITE, Brady (PATTERSON, R. kick), 8-75 3:42 | 21 - 10 |
| | 05:01 | MEM - WATKINS, Kylan 14 yd run (BRADY, Preston rush), 6-54 2:29 | 29 - 10 |
| | 01:40 | ULM - Pederson, Josh 6 yd pass from Evans, Caleb (Porter, Jared kick), 9-82 3:21 | 29 - 17 |
| 3rd | 11:57 | MEM - PATTERSON, R. 50 yd field goal, 8-43 3:03 | 32 - 17 |
| | 07:41 | ULM - Porter, Jared 29 yd field goal, 10-63 4:16 | 32 - 20 |
| | 06:11 | MEM - GIBSON, Antonio 50 yd pass from WHITE, Brady (PATTERSON, R. kick), 4-73 1:30 | 39 - 20 |
| | 03:11 | ULM - Evans, Caleb 45 yd run (Pederson, Josh rush failed), 6-82 3:00 | 39 - 26 |
| | 06:31 | ULM - Pederson, Josh 36 yd pass from Evans, Caleb (Porter, Jared kick), 6-83 1:58 | 39 - 33 |
| 4th | 06:16 | MEM - GAINWELL, K. 68 yd run (WHITE, Brady pass intcpt), 1-68 0:15 | 45 - 33 |
| | 06:07 | MEM - THOMAS, L. 33 yd interception return (PATTERSON, R. kick) | 52 - 33 |

GAME 6 | RV TEMPLE 30, 23/20 MEMPHIS 28 | OCT. 12



PHILADELPHIA – Too many mistakes proved too much to overcome Saturday for the University of Memphis.

Three first-half turnovers created an early 16-point deficit for the 23rd-ranked Tigers and a fourth-quarter Memphis miscue led to a key Temple touchdown. The Owls used the gifts in a 30-28 American Athletic Conference victory at Lincoln Financial Field.

The loss was the first of the season for the Tigers (5-1, 1-1 The American). Temple improved to 5-1 and 2-0.

Although the Tigers suffered a disappointing loss, they came extremely close to pulling off a comeback and remaining unbeaten. With slightly less than two minutes remaining, it appeared as if quarterback Brady White's 4th-and-9 desperation pass – with a Temple defender draped around his leg – was caught by a diving Joey Magnifico for a first down on the Owls 30. An officials' review ruled the ball struck the ground before Magnifico wrapped his arms around it.

Temple took over on downs with 1:50 left and was able to keep Memphis from scoring on the Tigers' final possession (with no timeouts).

White passed for 363 yards and two touchdowns, but lost two fumbles and was intercepted once. Freshman running back Kenneth Gainwell rushed for 106 yards – his fourth straight 100-yard game – and added 98 receiving yards.

Trailing by nine at the half, the Tigers opened the third quarter by stopping the Owls and putting together their most impressive drive of the game: 95 yards in 11 plays. Gainwell had a pass reception for 22 yards to the Memphis 45 to ignite the drive and a key 18-yard catch – on a diving-and-11 from the Temple 46 – to extend the drive. Kylan Watkins got the touchdown on a 23-yard run to make it a two-point game: Temple 23, Memphis 21.

But Temple used White's second fumble of the day to go 55 yards in five plays, scoring on a 12-yard pass from Russo to Mack for some breathing room: 30-21.

It didn't take long for Memphis to answer. The Tigers drove 75 yards in seven plays, getting a 27-yard pass reception from White-to-Magnifico to the Temple 3 and the TD on a 3-yard toss from White-to-Tyce Daniel to trim the Owls' lead to 30-28 with 9:58 to go. It would be the game's final score.

Memphis trailed 13-0 in the first quarter, undone by an interception and two fumbles.

Temple had taken a 7-0 lead on its opening drive, then White was intercepted, a miscue that led to a 31-yard field goal by Will Mobley and 10-0 Owls' lead midway through the quarter.

On the ensuing Memphis possession, Brady was stripped of the football and it was recovered by Temple's Sam Franklin, who returned it to the Tigers 12-yard line. The UofM defense kept the Owls out of the end zone, but Mobley added another field goal – this one from 29 yards out – for a 13-0 lead.

Midway through the second quarter, the Tigers took advantage of a Temple turnover, recovering a fumble at the Owls 34-yard line. A 35-yard pass play on first down from White to Magnifico gave the Tigers first down at the Temple 31. Three plays later, White found Damonte Coxie on a back-shoulder throw in the left corner of the end zone to trim the Owls lead to 16-7.

Temple responded with a lengthy scoring drive of 75 yards, capped by a 12-yard reception by Isaiah Wright for a 23-7 lead.

The Tigers answered, going 75 yards themselves and getting a 25-yard touchdown run by Gainwell. On the scoring run, Gainwell displayed a combination of patience, footwork and power. He hesitated briefly at the line of scrimmage of avoid a tackle and shook off another tackle at the 10-yard line, breaking free and reaching the end zone to make it 23-14.

Gainwell had 72 rushing yards and 60 receiving yards (on five receptions) at the half, while White was 12-of-20 passing for 201 yards and a TD.

GAME STATISTICS

| | MEM | TEM |
|----------------------------------|---------|---------|
| Score | 28 | 30 |
| FIRST DOWNS | 28 | 27 |
| RUSHES-YARDS (NET) | 33-129 | 48-193 |
| PASSING YDS (NET) | 363 | 263 |
| Passes Att-Comp-Int | 44-28-1 | 37-20-0 |
| TOTAL OFFENSE PLAYS-YARDS | 77-492 | 85-456 |
| Fumble Returns-Yards | 1-3 | 2-45 |
| Punt Returns-Yards | 0-0 | 0-0 |
| Kickoff Returns-Yards | 0-0 | 3-61 |
| Interception Returns-Yards | 0-0 | 1-0 |
| Punts (Number-Avg) | 2-40.0 | 4-40.5 |
| Fumbles-Lost | 3-3 | 2-2 |
| Penalties-Yards | 4-44 | 6-70 |
| Possession Time | 27:04 | 32:56 |
| Third-Down Conversions | 7 of 12 | 6 of 16 |
| Fourth-Down Conversions | 0 of 3 | 1 of 2 |
| Red-Zone Scores-Chances | 2-3 | 5-6 |

Memphis

| Rushing | No. | Gain | Loss | Net | TD | Lg | Avg |
|----------------|-----|------|------|-----|----|----|------|
| GAINWELL, K. | 19 | 107 | 1 | 106 | 1 | 25 | 5.6 |
| WATKINS, Kylan | 4 | 27 | 0 | 27 | 1 | 23 | 6.8 |
| JONES, K. | 1 | 8 | 0 | 8 | 0 | 8 | 8.0 |
| CLARK, R. | 2 | 3 | 4 | -1 | 0 | 3 | -0.5 |

| Passing | C-A-I | Yds | TD | Long | Sack |
|--------------|---------|-----|----|------|------|
| WHITE, Brady | 28-43-1 | 363 | 2 | 43 | 3 |
| TEAM | 0-1-0 | 0 | 0 | 0 | 0 |

| Receiving | No. | Yards | TD | Long |
|-----------------|-----|-------|----|------|
| GAINWELL, K. | 8 | 98 | 0 | 22 |
| COXIE, Damonte | 8 | 92 | 1 | 24 |
| MAGNIFICO, Joey | 6 | 87 | 0 | 36 |
| JONES, K. | 4 | 75 | 0 | 43 |

| Punting | No. | Yds | Avg | Long | In20 | TB |
|----------------|-----|-----|------|------|------|----|
| WILLIAMS, Adam | 2 | 80 | 40.0 | 43 | 1 | 0 |

| Punt Returns | No. | Yards | TD | Long |
|---------------|-----|-------|----|------|
| BROWN, Xavier | 1 | 3 | 0 | 3 |

| Kick Returns | No. | Yards | TD | Long |
|-----------------|-----|-------|----|------|
| PHILLIPS, Isaia | 2 | 28 | 0 | 18 |
| Carter, Perry | 1 | 13 | 0 | 13 |

| Tackles | UA-A | Total | Sacks | TFL |
|-----------------|------|-------|-------|-----|
| BLAKE, Sanchez | 11-1 | 12 | 0.0 | 0.0 |
| RUSSELL, JJ | 7-1 | 8 | 0.0 | 1.0 |
| PICKENS, Thomas | 6-1 | 7 | 0.0 | 1.0 |
| HART, Tim | 6-1 | 7 | 0.0 | 0.0 |

| Qtr | Time | Scoring Play | V-H |
|-----|-------|--|---------|
| 1st | 10:51 | TEM - GARDNER, Jager 1 yd run (MOBLEY, Will kick), 8-84 2:15 | 0 - 7 |
| | 06:49 | TEM - MOBLEY, Will 31 yd field goal, 4-0 0:22 | 0 - 10 |
| | 05:06 | TEM - MOBLEY, Will 29 yd field goal, 4-0 0:22 | 0 - 13 |
| 2nd | 12:43 | TEM - MOBLEY, Will 44 yd field goal, 14-54 5:59 | 0 - 16 |
| | 06:00 | MEM - COXIE, Damonte 14 yd pass from WHITE, Brady (PATTERSON, R. kick), 4-67 1:16 | 7 - 16 |
| | 02:21 | TEM - WRIGHT, Isaiah 12 yd pass from RUSSO, Anthony (MOBLEY, Will kick), 9-75 3:39 | 7 - 23 |
| | 01:08 | MEM - GAINWELL, K. 25 yd run (PATTERSON, R. kick), 7-75 1:13 | 14 - 23 |
| 3rd | 07:55 | MEM - WATKINS, Kylan 23 yd run (PATTERSON, R. kick), 11-95 4:59 | 21 - 23 |
| 4th | 12:48 | TEM - MACK, Brandon 12 yd pass from RUSSO, Anthony (MOBLEY, Will kick), 5-55 1:55 | 21 - 30 |
| | 09:58 | MEM - DANIEL, Tyce 3 yd pass from WHITE, Brady (PATTERSON, R. kick), 7-75 2:50 | 28 - 30 |

Temple

| Rushing | No. | Gain | Loss | Net | TD | Lg | Avg |
|----------------|-----|------|------|-----|----|----|-----|
| GARDNER, Jager | 18 | 75 | 2 | 77 | 1 | 24 | 4.3 |
| DAVIS, Re/Mahm | 23 | 78 | 6 | 72 | 0 | 19 | 3.1 |
| CENTEIO, Todd | 7 | 44 | 0 | 44 | 0 | 11 | 6.3 |

| Passing | C-A-I | Yds | TD | Long | Sack |
|----------------|---------|-----|----|------|------|
| RUSSO, Anthony | 20-33-0 | 224 | 2 | 38 | 0 |
| CENTEIO, Todd | 3-3-0 | 32 | 0 | 30 | 0 |

| Receiving | No. | Yards | TD | Long |
|-----------------|-----|-------|----|------|
| MACK, Brandon | 9 | 125 | 1 | 38 |
| WRIGHT, Isaiah | 6 | 56 | 1 | 23 |
| BLUE, Jadan | 5 | 52 | 0 | 30 |
| MARTIN-ROBINSON | 2 | 18 | 0 | 16 |

| Punting | No. | Yds | Avg | Long | In20 | TB |
|---------------|-----|-----|------|------|------|----|
| LAFREE, Jacob | 3 | 125 | 41.7 | 47 | 1 | 0 |
| BARRY, Adam | 1 | 37 | 37.0 | 37 | 1 | 0 |

| Punt Returns | No. | Yards | TD | Long |
|------------------|-----|-------|----|------|
| WRIGHT, Isaiah | 2 | 45 | 0 | 25 |
| WILLIAMS, Travon | 1 | 16 | 0 | 16 |

| Kick Returns | No. | Yards | TD | Long |
|------------------|-----|-------|----|------|
| WRIGHT, Isaiah | 2 | 45 | 0 | 25 |
| WILLIAMS, Travon | 1 | 16 | 0 | 16 |

| Tackles | UA-A | Total | Sacks | TFL |
|----------------|------|-------|-------|-----|
| HAND, Harrison | 6-3 | 9 | 0.0 | 2.0 |
| MONROE, Ayron | 5-2 | 7 | 0.0 | 0.0 |
| RUSSELL, C. | 4-3 | 7 | 0.0 | 0.5 |
| GRAHAM-MOBLEY | 5-0 | 5 | 0.0 | 0.0 |

GAME 7 | RV MEMPHIS 47, RV TULANE 17 | OCT. 19



MEMPHIS, Tenn. – Kenneth Gainwell lived up to his name . . . and then some.

On Saturday night's 47-17 American Athletic Conference victory over Tulane at Liberty Bowl Memorial Stadium, Gainwell, the University of Memphis's outstanding freshman running back, accomplished something no player had before in program history.

Gainwell became the first Tiger to rush for more than 100 yards and have more than 100 receiving yards in the same game. His 203 receiving yards and 104 rushing yards also made him the first player at the Football Bowl Subdivision level this season to surpass 100 yards rushing and 100 yards receiving in the same game. He became the first FBS player since 1997 to have a 100-yard rushing/200-yard receiving game.

It was a remarkable performance that carried the Tigers (6-1, 2-1 The American) to a lopsided victory before 30,221 that made the UoM bowl eligible for the sixth straight season to extend a program record.

There were other contributors for the Tigers against Tulane, which entered as one of the league's best teams. The Green Wave had opened the season 5-1, their best start in more than 20 years.

But Memphis was unstoppable, playing error-free football for the first time this season. The Tigers got 358 yards passing and a career-high tying five touchdown passes from junior quarterback Brady White, who completed 21 of his 29 throws. Calvin Austin III, a two-time track-and-field All-American, added two first-half TD receptions.

A member of the relay team, Austin had the first two receiving TDs of his career, part of a 34-point first-half explosion that gave the Tigers a comfortable 24-point halftime lead.

Their efforts led to 470 total yards (358 passing, 112 rushing) against a Green Wave defense that entered the game allowing 326 yards per game.

Quarterback Justin McMillan led the Green Wave with 89 rushing yards and 187 yards passing and was instrumental in his team's torrid start.

Tulane opened the game by moving swiftly from its 25 to the Memphis 10 in three plays. The Tigers defense kept the Green Wave out of the end zone thanks to a huge sack by Bryce Huff and big hit by La'Andre Thomas that forced a field goal. Merek Glover connected from 31 yards out for a 3-0 Green Wave lead.

Memphis answered on its initial possession. The Tigers went 65 yards converting twice on fourth-and-4, including the touchdown, a 32-yard pass from White to Gainwell.

The Tigers increased their lead to 13-3 later in the first quarter, turning a Tulane miscue into points. After linebacker Austin Hall made a one-handed, left-handed interception near midfield, the Tigers required only five plays to return to the end zone. Austin got the TD reception of 11 yards deep in the back corner.


The Green Wave followed by methodically driving 75 yards in 12 plays, scoring on a 7-yard run by McMillan to trim the Memphis lead to 13-10 early in the second quarter.

But the Tigers made it 20-10 four minutes later as Joey Magnifico took a shovel pass from White and sprinted three yards into the end zone. Memphis closed the half with two additional scores: a 46-yard TD pass from White to Austin and a 1-yard run by Gainwell for a 34-10 advantage. Gainwell's TD came, three plays after Thomas Pickens intercepted a McMillan pass and returned it eight yards to the Tulane 21.

In the second half, the Tigers added two Riley Patterson field goals (29 and 34 yards in the third quarter) and closed their scoring with Gainwell's final touchdown, a 27-yard reception in the fourth quarter that pushed his receiving total past 200 yards.

Memphis goes back on the road next weekend to play Tulsa. Kickoff is 6 p.m. and the game will be carried by CBS Sports Network.

GAME 8 | RV/25 MEMPHIS 42, TULSA 41 | OCT. 26



TULSA, Okla. – Sometimes a memorable season needs the assistance of a fortunate break. The University of Memphis received one Saturday night at Tulsa's H.A. Chapman Stadium.

The Golden Hurricane's redshirt freshman kicker Jacob Rainey missed what would have been a 29-yard game-winning field goal as time expired allowing the Tigers to claim a 42-41 American Athletic Conference victory.

Rainey's kick hooked left of the upright by mere inches and the 25th-ranked Tigers celebrated their good fortune by racing onto the field and exchanging hugs and smiles. The Tigers (7-1, 3-1 The American) survived Tulsa's upset bid during a game in which the UoM yielded a season-high 584 yards, a season-high 101 plays and committed two turnovers.

Memphis countered with another solid performance from freshman running back Kenneth Gainwell, who had 24 carries for 149 yards and three touchdowns, including the game-winner late in the fourth quarter. Quarterback Brady White passed for 277 yards and two scores and receiver Damonte Coxie finished with five catches for 112 yards.

Tulsa (2-6, 0-4 The American) was led by Shamari Brooks, who had 156 yards rushing on 38 carries. Golden Hurricane quarterback Zach Smith passed for 309 yards and running back Corey Taylor carried 85 yards rushing and three TDs.

After the half, Tulsa, which trailed 28-17, came out and took an early risk. Midway through the third quarter, Tulsa went for it on a fourth-and-2 from the Memphis 31 and was rewarded. Taylor bolted untouched to the end zone and the Tigers' lead was only four: 28-24.

As has been the case most to the season, Gainwell responded. Forty-two seconds after Tulsa's score, Gainwell sprinted 62 yards for a touchdown, using a nifty cutback at the Golden Hurricane 25 to clear his path to the end zone and push the Tigers' lead to 35-24.

Tulsa matched the UoM with a scoring drive of its own. Taylor got another TD, this one from two yards out to end a 12-play, 80-yard march and trim the Tigers' lead to 35-31.

Early in the fourth quarter, the Golden Hurricane grabbed its first lead of the game (38-35) on a 14-yard TD pass from Smith to JuanCarlos Santana. Tulsa increased its advantage by forcing a Gainwell fumble on the next Memphis possession and converting the turnover into points: a 26-yard field goal by Rainey.

That left the Tigers 5:14 to comeback and they needed only 48 seconds. After a 59-yard pass completion from White to Coxie along the left sideline, the UoM had first-and-goal from the Tulsa 1. Gainwell scored on the next play and Riley Patterson's extra point made it 42-41 Tigers with 4:26 to go, leaving Tulsa with one final drive that reached the 10-yard line.

The Tigers had an opportunity to go up, 31-17, as the half ended, but Patterson's 33-yard attempt struck the left upright and fell to the turf.

The UoM built an early 14-0 lead by scoring on its first two possessions. Gainwell capped an eight-play, 71-yard drive with a 20-yard run and Antonio Gibson scored three-and-a-half minutes later on a 40-yard pass from White.

Tulsa's Brooks trimmed the Tigers' lead to 14-7 early in the second quarter on a 40-yard touchdown run and the Golden Hurricane had a chance for another score after recovering a fumble on the ensuing kickoff. Rainey, however, missed a 40-yard field goal try to end the possession.

Memphis made it 21-7 five minutes later as Calvin Austin III scored on a jet sweep from two yards out completing a 10-play, 77-yard drive. Tulsa answered with slightly less than five minutes remaining in the half on a 1-yard rush by Taylor to make it 21-14.

On its next possession, Memphis was forced to punt, but punter Adam Williams faked a kick and lofted a 29-yard completion to Austin at the Tulsa 9. White followed with a 5-yard TD pass to tight end Joey Magnifico and the Tigers led, 28-14, with 2:22 to go in the half.

For two high-scoring programs, there was enough time to add to their totals in the final two minutes. Tulsa converted with a 32-yard field goal by Rainey and Memphis missed it's chance from 33 yards out.

GAME STATISTICS

| | TLN | MEM |
|----------------------------------|---------|---------|
| Score | 17 | 47 |
| FIRST DOWNS | 19 | 19 |
| RUSHES-YARDS (NET) | 34-146 | 34-112 |
| PASSING YDS (NET) | 187 | 358 |
| Passes Att-Comp-Int | 29-15-3 | 30-21-0 |
| TOTAL OFFENSE PLAYS-YARDS | 63-333 | 64-470 |
| Fumble Returns-Yards | 0-0 | 0-0 |
| Punt Returns-Yards | 1-1 | 0-0 |
| Kickoff Returns-Yards | 3-53 | 4-125 |
| Interception Returns-Yards | 0-0 | 3-12 |
| Punts (Number-Avg) | 5-39.2 | 3-51.3 |
| Fumbles-Lost | 0-0 | 2-0 |
| Penalties-Yards | 6-69 | 8-65 |
| Possession Time | 25:50 | 34:10 |
| Third-Down Conversions | 5 of 12 | 6 of 13 |
| Fourth-Down Conversions | 0 of 1 | 2 of 2 |
| Red-Zone Scores-Chances | 2-2 | 5-5 |

| Tulane | | | | | |
|-------------------|-----|------|------|-----|----|
| Rushing | No. | Gain | Loss | Net | TD |
| McMILLAN, Justin | 15 | 118 | 29 | 89 | 1 |
| HUDERSON, Stephen | 6 | 22 | 2 | 20 | 0 |
| CARROLL, Cameron | 4 | 14 | 0 | 14 | 0 |
| DAUPHINE, Corey | 3 | 17 | 4 | 13 | 0 |

| Memphis | | | | | |
|-------------------|-----|------|------|-----|----|
| Rushing | No. | Gain | Loss | Net | TD |
| GAINWELL, Kenneth | 18 | 104 | 0 | 104 | 1 |
| WATKINS, Kylan | 7 | 20 | 6 | 14 | 0 |
| TAYLOR, Tim | 2 | 4 | 2 | 2 | 0 |
| SAMUEL, Traveon | 3 | 3 | 2 | 1 | 0 |

| Qtr | Time | Scoring Play | V-H |
|-----|-------|---|---------|
| 1st | 12:03 | TLN - GLOVER, Merek 31 yd field goal, 7-61 2:57 | 3 - 0 |
| | 08:04 | MEM - GAINWELL, Kenneth 32 yd pass from WHITE, Brady (PATTERSON, Riley kick), 10-65 3:50 | 3 - 7 |
| | 03:20 | MEM - AUSTIN III, Calvin 11 yd pass from WHITE, Brady (BRADY, Preston pass failed), 5-46 2:47 | 3 - 13 |
| 2nd | 13:08 | TLN - McMILLAN, Justin 7 yd run (GLOVER, Merek kick), 12-75 5:12 | 10 - 13 |
| | 09:08 | MEM - MAGNIFICO, Joey 3 yd pass from WHITE, Brady (PATTERSON, Riley kick), 9-49 3:50 | 10 - 20 |
| | 01:49 | MEM - AUSTIN III, Calvin 46 yd pass from WHITE, Brady (PATTERSON, Riley kick), 10-90 4:49 | 10 - 27 |
| | 00:19 | MEM - GAINWELL, Kenneth 1 yd run (PATTERSON, Riley kick), 3-21 1:16 | 10 - 34 |
| 3rd | 12:54 | MEM - PATTERSON, Riley 29 yd field goal, 5-64 1:58 | 10 - 37 |
| | 07:53 | MEM - PATTERSON, Riley 34 yd field goal, 7-64 3:38 | 10 - 40 |
| 4th | 09:47 | MEM - GAINWELL, Kenneth 27 yd pass from WHITE, Brady (PATTERSON, Riley kick), 5-63 3:09 | 10 - 47 |
| | 08:07 | TLN - MOONEY, Darnell 32 yd pass from McMILLAN, Justin (STOCKWELL, Staring kick), 4-85 1:35 | 17 - 47 |

GAME STATISTICS

| | MEM | TLS |
|----------------------------------|---------|----------|
| Score | 42 | 41 |
| FIRST DOWNS | 21 | 33 |
| RUSHES-YARDS (NET) | 33-192 | 61-275 |
| PASSING YDS (NET) | 306 | 308 |
| Passes Att-Comp-Int | 26-16-0 | 40-23-0 |
| TOTAL OFFENSE PLAYS-YARDS | 69-498 | 101-684 |
| Fumble Returns-Yards | 0-0 | 1-6 |
| Punt Returns-Yards | 2-19 | 0-0 |
| Kickoff Returns-Yards | 7-165 | 1-20 |
| Interception Returns-Yards | 0-0 | 0-0 |
| Punts (Number-Avg) | 3-37.7 | 3-46.7 |
| Fumbles-Lost | 2-2 | 2-0 |
| Penalties-Yards | 7-51 | 7-60 |
| Possession Time | 22:12 | 33:22 |
| Third-Down Conversions | 4 of 10 | 12 of 22 |
| Fourth-Down Conversions | 2 of 3 | 2 of 2 |

| Memphis | | | | | |
|-------------------|-----|------|------|-----|----|
| Rushing | No. | Gain | Loss | Net | TD |
| GAINWELL, Kenneth | 24 | 152 | 3 | 149 | 3 |
| GIBSON, Antonio | 3 | 18 | 0 | 18 | 0 |
| WATKINS, Kylan | 2 | 10 | 0 | 10 | 0 |
| SAMUEL, Traveon | 1 | 8 | 0 | 8 | 0 |

| Tulsa | | | | | |
|------------------|-----|------|------|-----|----|
| Rushing | No. | Gain | Loss | Net | TD |
| BROOKS, Shamari | 36 | 163 | 7 | 156 | 1 |
| TAYLOR II, Corey | 13 | 85 | 0 | 85 | 3 |
| WILKERSON, TK | 2 | 16 | 0 | 16 | 0 |
| SMITH, Zach | 9 | 29 | 14 | 15 | 0 |

| Qtr | Time | Scoring Play | V-H |
|-----|-------|--|---------|
| 1st | 11:40 | MEM - GAINWELL, Kenneth 20 yd run (PATTERSON, Riley kick), 8-71 3:21 | 7 - 0 |
| | 08:03 | MEM - GIBSON, Antonio 40 yd pass from WHITE, Brady (PATTERSON, Riley kick), 5-85 1:43 | 14 - 0 |
| 2nd | 14:52 | TLS - BROOKS, Shamari 40 yd run (RAINEY, Jacob kick), 3-55 0:21 | 14 - 7 |
| | 09:25 | MEM - AUSTIN III, Calvin 2 yd run (PATTERSON, Riley kick), 10-77 4:38 | 21 - 7 |
| | 04:40 | TLS - TAYLOR II, Corey 1 yd run (RAINEY, Jacob kick), 10-75 4:53 | 21 - 14 |
| | 00:22 | MEM - MAGNIFICO, Joey 5 yd pass from WHITE, Brady (PATTERSON, Riley kick), 6-38 2:10 | 28 - 14 |
| | 00:53 | MEM - RAINEY, Jacob 32 yd field goal, 11-60 1:30 | 28 - 17 |
| 3rd | 08:15 | MEM - PATTERSON, Riley 31 yd run (RAINEY, Jacob kick), 6-57 2:55 | 28 - 24 |
| | 07:33 | MEM - GAINWELL, Kenneth 62 yd run (PATTERSON, Riley kick), 2-80 0:38 | 35 - 24 |
| | 02:27 | MEM - TAYLOR II, Corey 2 yd run (RAINEY, Jacob kick), 12-80 5:07 | 35 - 31 |
| 4th | 09:33 | MEM - SANTANA, JuanCarlos 14 yd pass from SMITH, Zach (RAINEY, Jacob kick), 14-85 5:27 | 35 - 38 |
| | 05:14 | MEM - RAINEY, Jacob 28 yd field goal, 6-15 1:47 | 35 - 41 |
| | 04:26 | MEM - GAINWELL, Kenneth 1 yd run (PATTERSON, Riley kick), 3-60 0:41 | 42 - 41 |

| Qtr | Time | Scoring Play | V-H |
|-----|-------|--|---------|
| 1st | 11:40 | MEM - GAINWELL, Kenneth 20 yd run (PATTERSON, Riley kick), 8-71 3:21 | 7 - 0 |
| | 08:03 | MEM - GIBSON, Antonio 40 yd pass from WHITE, Brady (PATTERSON, Riley kick), 5-85 1:43 | 14 - 0 |
| 2nd | 14:52 | MEM - AUSTIN III, Calvin 2 yd run (PATTERSON, Riley kick), 10-77 4:38 | 21 - 7 |
| | 04:40 | MEM - RAINEY, Jacob 32 yd field goal, 11-60 1:30 | 28 - 17 |
| 3rd | 08:15 | MEM - PATTERSON, Riley 31 yd run (RAINEY, Jacob kick), 6-57 2:55 | 28 - 24 |
| | 07:33 | MEM - GAINWELL, Kenneth 62 yd run (PATTERSON, Riley kick), 2-80 0:38 | 35 - 24 |
| | 02:27 | MEM - TAYLOR II, Corey 2 yd run (RAINEY, Jacob kick), 12-80 5:07 | 35 - 31 |
| 4th | 09:33 | MEM - SANTANA, JuanCarlos 14 yd pass from SMITH, Zach (RAINEY, Jacob kick), 14-85 5:27 | 35 - 38 |
| | 05:14 | MEM - RAINEY, Jacob 28 yd field goal, 6-15 1:47 | 35 - 41 |
| | 04:26 | MEM - GAINWELL, Kenneth 1 yd run (PATTERSON, Riley kick), 3-60 0:41 | 42 - 41 |

GAME 9 | 24/23 MEMPHIS 54, 15/14 SMU | NOV. 2



MEMPHIS, Tenn. – In a game promoted as one of the most significant in the history of the University of Memphis football program, the 24th-ranked Tigers rose to the occasion, handling the pressure and the spotlight with an experienced touch.

Surviving a late, furious rally, the Tigers posted a 54-48 American Athletic Conference victory over 15th-ranked and previously unbeaten SMU.

Beginning with a first-ever appearance in Memphis by ESPN's College GameDay and ending with a homecoming win before 59,506 and an ABC national television audience, the Tigers (8-1 overall, 4-1 The American) put themselves in position for another West Division championship.

The Tigers used another strong offensive display – 514 yards and a record-setting performance by receiver Antonio Gibson – in the win. It was enough to offset two SMU touchdowns in the game's final eight-plus minutes.

Gibson set the school record for all-purpose yards (386). He had 159 kickoff-return yards (including a 97-yard return for a touchdown), 130 receiving yards (including a 50-yard TD catch) and 97 rushing yards (including a 78-yard TD run).

White passed for 350 yards and three touchdowns, Gibson and Kenneth Gainwell combined for 185 rushing yards and two TDs and Gibson and Damonte Coxie combined for 273 receiving yards.

Memphis needed the offensive production to overcome an SMU offense that finished with 553 yards. Mustangs quarterback Shane Buechele passed for 456 yards and three touchdowns and receiver James Proche had 13 catches for 149 yards.

The Tigers led 23-17 at the half and needed only 10 seconds to go up by 30-17. On SMU's kickoff, Gibson sprinted 97 yards, bursting through a late tackle attempt to give the Tigers a 3-point lead.

SMU (8-1, 4-1 The American) responded with a seven-play, 77-yard drive, aided by 34 Memphis penalties yards, to make it 30-24, only to watch the Tigers score 10 straight to build a cushion on their next two possessions.

Riley Patterson made a 50-yard field goal, his fourth field goal of the game, and Damonte Coxie hauled in a 24-yard pass from White on a deep fade with 2:14 to go in the third quarter. Memphis converted on fourth-and-3 from midfield to extend the touchdown-scoring drive.

In the fourth quarter, Coxie scored on a 49-yard pass and Gibson added the Tigers' final TD on an impressive 78-yard run down the left sideline, breaking a tackle as he began the dash and outracing his pursuers the rest of the way.

On its opening series, the Tigers marched to the SMU 1 in six plays, but couldn't punch it in. The Mustangs denied the Tigers on fourth-and-goal from the SMU 3 and took over. The UofM thought it had scored five plays earlier, but a catch by Gibson for a 19-yard touchdown was negated by an officials' review that showed Gibson down inches shy of the goal line.

It took 12 plays – and four third-down conversions – for the Mustangs to go 97 yards, ending the drive with a 16-yard scoring pass from Buechele to Kylan Granson for a 7-0 lead.

Memphis scored on its next two possessions to take a 10-7 lead. The Tigers capped 50-yard drive with a 14-yard rush by Gainwell, who took a direct snap and darted through an opening on the left side. On its following possession, the UofM got a 30-yard field by Riley Patterson with 13:38 remaining in the second quarter.

SMU regained the lead, 14-10, taking advantage of recovering an onside kick by the Tigers. The Mustangs needed to go only 53 yards, in seven plays, for the go-ahead TD, a 2-yard run by Xavier Jones.

The Tigers trimmed the lead to one point – 14-13 – on the following series, getting a 49-yard field goal by Patterson with 9:24 to go in the second quarter. Memphis extended its lead to 20-14 on a 50-yard TD pass from White to Gibson, who used a double move to free himself to haul in White's throw deep down the left sideline.

SMU added a 23-yard field goal by Kevin Robledo late in the second quarter to cut the Memphis lead to 20-17 and the Tigers responded with a 34-yard field goal by Patterson with 12 seconds left in the second quarter to take a 23-17 halftime lead.

GAME STATISTICS

| | SMU | MEM |
|----------------------------------|---------|---------|
| Score | 48 | 54 |
| FIRST DOWNS | 27 | 26 |
| RUSHES-YARDS (NET) | 24-97 | 39-164 |
| PASSING YDS (NET) | 456 | 350 |
| Passes Att-Comp-Int | 55-34-0 | 33-19-0 |
| TOTAL OFFENSE PLAYS-YARDS | 79-553 | 72-514 |
| Fumble Returns-Yards | 0-0 | 0-0 |
| Punt Returns-Yards | 1-11 | 1-0 |
| Kickoff Returns-Yards | 5-113 | 7-220 |
| Interception Returns-Yards | 0-0 | 0-0 |
| Punts (Number-Avg) | 6-34.5 | 2-48.5 |
| Fumbles-Lost | 2-0 | 1-0 |
| Penalties-Yards | 11-108 | 16-134 |
| Possession Time | 27:01 | 32:59 |
| Third-Down Conversions | 9 of 18 | 8 of 17 |
| Fourth-Down Conversions | 2 of 2 | 1 of 2 |
| Red-Zone Scores-Chances | 5-5 | 3-4 |

SMU

| Rushing | No. | Gain | Loss | Net | TD | Lg | Avg |
|-----------------|-----|------|------|-----|----|------|-----|
| FREEMAN, Ke'Mon | 6 | 149 | 0 | 74 | 68 | 12.3 | |
| JONES, Xavier | 11 | 29 | 7 | 22 | 1 | 7.0 | 2.0 |
| PROCHE, James | 1 | 12 | 0 | 12 | 0 | 12.0 | |
| GRANSON, Kylan | 1 | 2 | 0 | 2 | 0 | 2.0 | |

| Passing | C-A-I | Yds | TD | Long | Sack |
|-----------------|---------|-----|----|------|------|
| BUECHELE, Shane | 34-54-0 | 456 | 3 | 53 | 3 |
| PROCHE, James | 0-1-0 | 0 | 0 | 0 | 0 |

| Receiving | No. | Yards | TD | Long |
|----------------|-----|-------|----|------|
| PROCHE, James | 13 | 149 | 1 | 49 |
| RICE, Rashee | 7 | 122 | 0 | 53 |
| GRANSON, Kylan | 4 | 77 | 2 | 30 |
| JONES, Xavier | 4 | 10 | 0 | 4 |

| Punting | No. | Yds | Avg | Long | In20 | TB |
|-----------------|-----|-----|------|------|------|----|
| DENBOW, Trevor | 4 | 128 | 32.0 | 42 | 0 | 0 |
| BUECHELE, Shane | 2 | 79 | 39.5 | 42 | 2 | 0 |

| Punt Returns | No. | Yards | TD | Long |
|---------------|-----|-------|----|------|
| PROCHE, James | 1 | 11 | 0 | 11 |

| Kick Returns | No. | Yards | TD | Long |
|--------------|-----|-------|----|------|
| SANDERS, CJ | 5 | 113 | 0 | 33 |

| Tackles | UA-A | Total | Sacks | TFL |
|--------------|------|-------|-------|-----|
| MCBRIDE, R. | 10-2 | 12 | 1.0 | 3.0 |
| ROBINSON, D. | 8-1 | 9 | 1.0 | 1.0 |

Memphis

| Rushing | No. | Gain | Loss | Net | TD | Lg | Avg |
|-----------------|-----|------|------|-----|----|------|------|
| GIBSON, Antonio | 3 | 97 | 0 | 97 | 1 | 78 | 32.3 |
| GAINWELL, K. | 21 | 94 | 6 | 88 | 14 | 4.2 | 4.2 |
| WATKINS, Kylan | 5 | 13 | 3 | 10 | 0 | 8.0 | 2.0 |
| CLARK, R. | 7 | 3 | 17 | -14 | 0 | -2.0 | -2.0 |

| Passing | C-A-I | Yds | TD | Long | Sack |
|--------------|---------|-----|----|------|------|
| WHITE, Brady | 19-33-0 | 350 | 3 | 50 | 4 |

| Receiving | No. | Yards | TD | Long |
|-----------------|-----|-------|----|------|
| COXIE, Damonte | 7 | 143 | 2 | 49 |
| GIBSON, Antonio | 6 | 130 | 1 | 50 |
| MAGNIFICO, Joey | 2 | 30 | 0 | 19 |
| GAINWELL, K. | 2 | 14 | 0 | 7 |

| Punting | No. | Yds | Avg | Long | In20 | TB |
|----------------|-----|-----|------|------|------|----|
| WILLIAMS, Adam | 2 | 97 | 48.5 | 51 | 1 | 0 |

| Punt Returns | No. | Yards | TD | Long |
|----------------|-----|-------|----|------|
| AUSTIN III, C. | 1 | 0 | 0 | 0 |

| Kick Returns | No. | Yards | TD | Long |
|-----------------|-----|-------|----|------|
| GIBSON, Antonio | 3 | 159 | 1 | 97 |
| COXIE, Damonte | 1 | 2 | 0 | 2 |

| Tackles | UA-A | Total | Sacks | TFL |
|--------------|------|-------|-------|-----|
| HALL, Austin | 6-4 | 10 | 0.0 | 0.0 |
| CARTER, TJ | 8-0 | 8 | 0.0 | 1.0 |

| Qtr | Time | Scoring Play | V-H |
|-----|-------|--|---------|
| 1st | 05:49 | SMU - GRANSON, Kylan 16 yd pass from BUECHELE, Shane (ROBLEDO, Kevin kick), 12-97 3:4 | 7 - 0 |
| | 03:34 | MEM - GAINWELL, K. 14 yd run (PATTERSON, R. kick), 5-50 2:10 | 7 - 7 |
| | 13:38 | MEM - PATTERSON, R. 30 yd field goal, 9-58 3:19 | 7 - 10 |
| 2nd | 11:30 | SMU - JONES, Xavier 2 yd run (ROBLEDO, Kevin kick), 7-53 2:08 | 14 - 10 |
| | 09:24 | MEM - PATTERSON, R. 49 yd field goal, 5-14 1:52 | 14 - 13 |
| | 05:44 | MEM - GIBSON, Antonio 50 yd pass from WHITE, Brady (PATTERSON, R. kick), 4-56 1:56 | 14 - 20 |
| | 03:42 | SMU - ROBLEDO, Kevin 23 yd field goal, 7-67 1:54 | 17 - 20 |
| | 00:12 | MEM - PATTERSON, R. 34 yd field goal, 11-37 3:23 | 17 - 23 |
| 3rd | 14:50 | MEM - GIBSON, Antonio 97 yd kickoff return (PATTERSON, R. kick) | 17 - 30 |
| | 12:46 | SMU - FREEMAN, Ke'Mon 2 yd run (ROBLEDO, Kevin kick), 7-77 1:58 | 24 - 30 |
| | 08:43 | MEM - PATTERSON, R. 50 yd field goal, 9-27 3:56 | 24 - 33 |
| | 02:14 | MEM - COXIE, Damonte 24 yd pass from WHITE, Brady (PATTERSON, R. kick), 9-98 3:17 | 24 - 40 |
| 4th | 12:49 | SMU - GRANSON, Kylan 30 yd pass from BUECHELE, Shane (RICE, Rashee pass from BUECHELE, Shane), 11-36 | 32 - 40 |
| | 11:36 | MEM - COXIE, Damonte 49 yd pass from WHITE, Brady (PATTERSON, R. kick), 2-54 1:00 | 32 - 47 |
| | 09:31 | MEM - GIBSON, Antonio 78 yd run (PATTERSON, R. kick), 1-78 0:16 | 32 - 54 |
| | 08:07 | SMU - FREEMAN, Ke'Mon 68 yd run (RICE, Rashee pass from BUECHELE, Shane), 3-75 1:24 | 40 - 54 |
| | 02:06 | SMU - PROCHE, James 2 yd pass from BUECHELE, Shane (THOMAS, Jaylon rush), 12-84 3:14 | 48 - 54 |

GAME 10 | 18/18 MEMPHIS 45, HOUSTON 27 | NOV. 16



HOUSTON – Thirty-one consecutive points.

Just when it appeared the University of Memphis football team might be in for a difficult afternoon against the Houston Cougars Saturday in an American Athletic Conference game at TDECU Stadium, the Tigers put on an impressive offensive display.

During a 22-minute span – after the Tigers had fallen behind 20-14 following a Houston field goal late in the second quarter – UofM quarterback Brady White directed five scoring drives, three ending on White touchdown passes and another capped by a 14-yard TD run by White.

The explosion of offense, and points, led the Tigers to a 45-27 victory, allowing the team to go unbeaten (5-0) against opponents from The American's West Division and remain in solid position for a third straight division title. Overall, the UofM improved to 9-1. The Tigers are 5-1 and tied atop the West Division with SMU and Navy.

"Our kids responded throughout the entire game," said Memphis coach Mike Norvell said. "I'm really proud of our football team."

White completed 22 of 33 passes for 341 yards and a career-high-tying five touchdowns. Receivers Damonte Coxie and Antonio Gibson each caught four passes for 93 yards, with two of Coxie's – and one of Gibson's – resulting in TDs. Calvin Austin III had five receptions for 81 yards and a TD and Kedarian Jones caught six passes for 60 yards.

Running back Kenneth Gainwell narrowly missed the seventh 100-yard rushing game of his freshman season. He finished with 99 yards on 17 carries.

Defensively, the Tigers were able to limit Houston to 256 yards, including only 49 in the second half.

Memphis began its comeback, from a 20-14 deficit, by scoring on White's 14-yard scamper with 3:30 to go in the second quarter. White then capped an 11-play, 98-yard drive with a 16-yard toss to Austin with only 19 seconds left in the first half for a 28-20 advantage.

White continued his assault on the Cougars' defense in third quarter with TD passes of six yards to Gibson and 28 yards to Coxie, giving the Tigers a 42-20 lead. Gibson's TD catch ended a 95-yard drive.

White's outing gives him eight TD passes (and only one interception) in his past eight quarters. For the season, he has thrown 28 touchdowns with only five interceptions.

"Brady is playing at a really high level," Norvell said. "This team, they follow him. He's doing a great job for us and playing with a lot of confidence."

The win was the fourth-straight for the Tigers against the Cougars.

"This is a rivalry type game for us," Norvell said. "For our guys to come in here and get a victory I'm really proud of them."

GAME STATISTICS

| | MEM | HOU |
|----------------------------------|---------|---------|
| Score | 45 | 27 |
| FIRST DOWNS | 29 | 14 |
| RUSHES-YARDS (NET) | 39-164 | 30-99 |
| PASSING YDS (NET) | 367 | 157 |
| Passes Att-Comp-Int | 35-23-1 | 22-14-0 |
| TOTAL OFFENSE PLAYS-YARDS | 74-531 | 52-256 |
| Fumble Returns-Yards | 0-0 | 0-0 |
| Punt Returns-Yards | 2-1 | 2-6 |
| Kickoff Returns-Yards | 4-40 | 3-64 |
| Interception Returns-Yards | 0-0 | 1-9 |
| Punts (Number-Avg) | 2-22.5 | 4-48.2 |
| Fumbles-Lost | 0-0 | 1-1 |
| Penalties-Yards | 6-55 | 3-40 |
| Possession Time | 32:30 | 27:30 |
| Third-Down Conversions | 9 of 13 | 3 of 10 |
| Fourth-Down Conversions | 0 of 0 | 1 of 1 |
| Red-Zone Scores-Chances | 5-5 | 2-2 |

Memphis

| Rushing | No. | Gain | Loss | Net | TD | Lg | Avg |
|-----------------|-----|------|------|-----|----|----|-----|
| GAINWELL, K. | 17 | 100 | 1 | 99 | 0 | 27 | 5.8 |
| WATKINS, Kylan | 8 | 44 | 5 | 39 | 0 | 18 | 4.9 |
| TAYLOR, Patrick | 5 | 15 | 1 | 14 | 0 | 5 | 2.8 |
| CLARK, R. | 3 | 7 | 0 | 7 | 0 | 5 | 2.3 |

| Passing | C-A-I | Yds | TD | Long | Sack |
|---------------|---------|-----|----|------|------|
| WHITE, Brady | 22-33-1 | 341 | 5 | 56 | 1 |
| ADAIR, Connor | 1-2-0 | 26 | 0 | 26 | 0 |

| Receiving | No. | Yards | TD | Long |
|-----------------|-----|-------|----|------|
| JONES, K. | 6 | 60 | 0 | 20 |
| AUSTIN III, C. | 5 | 81 | 1 | 20 |
| COXIE, Damonte | 4 | 93 | 2 | 29 |
| GIBSON, Antonio | 4 | 93 | 1 | 56 |

| Punting | No. | Yds | Avg | Long | In20 | TB |
|----------------|-----|-----|------|------|------|----|
| WILLIAMS, Adam | 1 | 45 | 45.0 | 45 | 0 | 0 |

| Punt Returns | No. | Yards | TD | Long |
|----------------|-----|-------|----|------|
| AUSTIN III, C. | 2 | 1 | 0 | 2 |

| Kick Returns | No. | Yards | TD | Long |
|---------------|-----|-------|----|------|
| BROWN, Keith | 2 | 5 | 0 | 4 |
| HASSELL, John | 1 | 15 | 0 | 15 |

| Tackles | UA-A | Total | Sacks | TFL |
|----------------|------|-------|-------|-----|
| CULLEN, Xavier | 6-3 | 9 | 0.0 | 1.0 |
| CLAYBROOKS, C. | 4-1 | 5 | 0.0 | 0.0 |

Houston

| Rushing | No. | Gain | Loss | Net | TD | Lg | Avg |
|-----------------|-----|------|------|-----|----|----|-----|
| TUNE, Clayton | 10 | 85 | 20 | 65 | 1 | 68 | 6.5 |
| PORTER, Kyle | 13 | 26 | 3 | 23 | 0 | 7 | 1.8 |
| SMITH, Chandler | 3 | 11 | 1 | 10 | 0 | 9 | 3.3 |
| BROWN, Terrell | 3 | 6 | 0 | 6 | 0 | 4 | 2.0 |

| Passing | C-A-I | Yds | TD | Long | Sack |
|---------------|---------|-----|----|------|------|
| TUNE, Clayton | 14-22-0 | 157 | 1 | 53 | 3 |

| Receiving | No. | Yards | TD | Long |
|-----------------|-----|-------|----|------|
| STEVENSON, Marq | 5 | 89 | 1 | 57 |
| SINGLETON, Jere | 3 | 12 | 0 | 5 |
| SMITH, Bryson | 2 | 18 | 0 | 11 |
| PORTER, Kyle | 1 | 15 | 0 | 15 |

| Punting | No. | Yds | Avg | Long | In20 | TB |
|-----------|-----|-----|------|------|------|----|
| ROY, Dane | 4 | 193 | 48.2 | 57 | 3 | 0 |

| Punt Returns | No. | Yards | TD | Long |
|-----------------|-----|-------|----|------|
| OWENS, Gervarri | 1 | 26 | 0 | 0 |
| SMITH, Bryson | 1 | 0 | 0 | 0 |

| Kick Returns | No. | Yards | TD | Long |
|--------------|-----|-------|----|------|
| | | | | |

GAME 11 | 18/18 MEMPHIS 49, USF 10 | NOV. 23



TAMPA, Fla. – Patrick Taylor Jr. not only has returned to the University of Memphis backfield, he has rejoined a party that has become the 2019 season.

On the verge of a historical run – the 18th-ranked Tigers could win 11 games for the first time with a victory Friday in their regular-season finale against Cincinnati – the UofM has bolstered its running game with Taylor's return. Saturday at UCF, the Tigers got victory No. 10 – a 49-10 American Athletic Conference win over the Bulls – behind an offense that Taylor aided with 95 rushing yards and three touchdowns.

Taylor was injured in the opener against Ole Miss and returned last weekend against Houston, but Saturday against UCF he displayed the ability that made him a 1,000-yard rusher last season.

With the win, the Tigers became a 10-win team for the second time under Mike Norvell and for the third time since 2014. With a victory Friday at Liberty Bowl Memorial Stadium against nationally ranked Cincinnati, the Tigers (10-1, 6-1 American) will clinch their third straight West Division title.

Taylor had two touchdown runs (3 and 5 yards) in the first half and a 10-yard run in the third quarter. He gained his yards on a team-high 17 carries.

Freshman Kenneth Gainwell, who became the starter when Taylor was injured, finished with 128 yards on 14 rushes.

The Tigers trailed 7-0 and 10-7 in the opening quarter before scoring the game's final 42 points behind quarterback Brady White, who tossed touchdown passes to Kedarian Jones (50 yards) and Damonte Coxie (23 yards) and led scoring drives of 66, 74, 66, 73, 50 and 57 yards.

White passed for 222 yards and the two touchdowns. He completed 18 of 28 passes. Jones led the UofM with 99 receiving yards on six catches. His TD catch came on a third-and-18 play from midfield and gave the Tigers a 21-10 lead with just over two minutes remaining in the first half.

Reserve quarterback Connor Adair directed the final scoring drive, leading the Tigers 55 yards in eight plays in the fourth quarter. Adair got the touchdown on a 22-yard keeper.

Memphis finished with 560 yards – 325 rushing and 235 passing – and limited the Bulls (4-7 overall, 2-5 American) to 170 yards. USF managed only 44 passing yards.

The Tigers applied pressure throughout and finished with a season-high four sacks.

GAME STATISTICS

| | MEM | USF |
|----------------------------|---------|---------|
| Score | 49 | 10 |
| FIRST DOWNS | 31 | 5 |
| RUSHES-YARDS (NET) | 58-325 | 31-126 |
| PASSING YDS (NET) | 235 | 44 |
| Passes Att-Comp-Int | 31-19-2 | 19-6-0 |
| TOTAL OFFENSE PLAYS-YARDS | 89-560 | 50-170 |
| Fumble Returns-Yards | 0-0 | 0-0 |
| Punt Returns-Yards | 6-77 | 1-0 |
| Kickoff Returns-Yards | 1-10 | 1-21 |
| Interception Returns-Yards | 0-0 | 2-92 |
| Punts (Number-Avg) | 4-44.8 | 9-51.6 |
| Fumbles-Lost | 1-0 | 0-0 |
| Penalties-Yards | 4-30 | 10-60 |
| Possession Time | 38:12 | 21:48 |
| Third-Down Conversions | 9 of 16 | 3 of 15 |
| Fourth-Down Conversions | 2 of 2 | 0 of 1 |
| Red-Zone Scores-Chances | 4-5 | 2-2 |

Memphis

| Rushing | No. | Gain | Loss | Net | TD | Lg | Avg |
|-----------------|-----|------|------|-----|----|----|------|
| GAINWELL, K. | 14 | 132 | 4 | 128 | 0 | 34 | 9.1 |
| TAYLOR, Patrick | 17 | 99 | 4 | 95 | 3 | 21 | 5.6 |
| GIBSON, Antonio | 3 | 31 | 0 | 31 | 1 | 18 | 10.3 |
| ADAIR, Connor | 1 | 22 | 0 | 22 | 1 | 22 | 22.0 |

| Passing | C-A-I | Yds | TD | Long | Sack |
|---------------|---------|-----|----|------|------|
| WHITE, Brady | 18-28-2 | 222 | 2 | 50 | 1 |
| ADAIR, Connor | 1-3-0 | 13 | 0 | 13 | 0 |

| Receiving | No. | Yards | TD | Long |
|-----------------|-----|-------|----|------|
| JONES, K. | 6 | 99 | 1 | 50 |
| COXIE, Damonte | 5 | 69 | 1 | 23 |
| GIBSON, Antonio | 4 | 22 | 0 | 13 |
| TAYLOR, Patrick | 1 | 20 | 0 | 20 |

| Punting | No. | Yds | Avg | Long | In20 | TB |
|----------------|-----|-----|------|------|------|----|
| WILLIAMS, Adam | 4 | 179 | 44.8 | 50 | 2 | 0 |

| Punt Returns | No. | Yards | TD | Long |
|--------------|-----|-------|----|------|
| SAMUEL, T. | 6 | 77 | 0 | 21 |

| Kick Returns | No. | Yards | TD | Long |
|--------------|-----|-------|----|------|
| BROWN, Keith | 1 | 10 | 0 | 10 |

| Tackles | UA-A | Total | Sacks | TFL |
|-----------------|------|-------|-------|-----|
| JOHNSON, Q. | 6-0 | 6 | 0.0 | 0.0 |
| DORCEUS, Joseph | 4-0 | 4 | 0.0 | 2.0 |
| GONZALEZ, C. | 3-0 | 3 | 0.0 | 0.0 |
| HART, Tim | 2-1 | 3 | 0.5 | 0.5 |

USF

| Rushing | No. | Gain | Loss | Net | TD | Lg | Avg |
|-----------------|-----|------|------|-----|----|----|-----|
| JOINER, Kelley | 13 | 116 | 1 | 115 | 0 | 47 | 8.8 |
| SMALL, Dave | 4 | 14 | 0 | 14 | 1 | 5 | 3.5 |
| EVANS, Jah'Quez | 5 | 10 | 0 | 10 | 0 | 4 | 2.0 |
| SERIKI, Odunayo | 1 | 3 | 0 | 3 | 0 | 3 | 3.0 |

| Passing | C-A-I | Yds | TD | Long | Sack |
|-----------------|--------|-----|----|------|------|
| McCLOUD, Jordan | 5-14-0 | 45 | 0 | 32 | 2 |
| RYGOL, Kirk | 1-4-0 | -1 | 0 | 0 | 2 |

| Receiving | No. | Yards | TD | Long |
|----------------|-----|-------|----|------|
| McDOOM, Eddie | 2 | 40 | 0 | 32 |
| ST. FELIX, R | 2 | 9 | 0 | 6 |
| JOINER, Kelley | 1 | -1 | 0 | 0 |
| WILCOX, Mitch | 1 | -4 | 0 | 0 |

| Punting | No. | Yds | Avg | Long | In20 | TB |
|--------------|-----|-----|------|------|------|----|
| SCHNEIDER, T | 9 | 464 | 51.6 | 65 | 1 | 0 |

| Punt Returns | No. | Yards | TD | Long |
|--------------|-----|-------|----|------|
| SAILS, KJ | 1 | 0 | 0 | 0 |

| Kick Returns | No. | Yards | TD | Long |
|--------------|-----|-------|----|------|
| SANDERS, B | 1 | 21 | 0 | 21 |

| Tackles | UA-A | Total | Sacks | TFL |
|----------------|------|-------|-------|-----|
| MIMS, Andrew | 11-2 | 13 | 1.0 | 1.0 |
| BOYLES, Dwayne | 8-2 | 10 | 0.0 | 2.0 |
| HAMPTON, Mike | 8-0 | 8 | 0.0 | 1.0 |
| STUDSTILL, D | 6-2 | 8 | 0.0 | 0.0 |

| Qtr | Time | Scoring Play | V-H |
|-----|-------|--|---------|
| 1st | 11:18 | USF - SMALL, Dave 1 yd run (WEISS, Coby kick), 6-75 2:18 | 0 - 7 |
| | 05:01 | MEM - TAYLOR, Patrick 3 yd run (PATTERSON, R. kick), 10-66 3:40 | 7 - 7 |
| | 00:36 | USF - WEISS, Coby 37 yd field goal, 4-3 0:44 | 7 - 10 |
| 2nd | 07:50 | MEM - TAYLOR, Patrick 5 yd run (PATTERSON, R. kick), 11-74 3:44 | 14 - 10 |
| | 02:04 | MEM - JONES, K. 50 yd pass from WHITE, Brady (PATTERSON, R. kick), 8-66 3:52 | 21 - 10 |
| | 00:05 | MEM - COXIE, Damonte 23 yd pass from WHITE, Brady (PATTERSON, R. kick), 10-73 1:29 | 28 - 10 |
| 3rd | 06:58 | MEM - GIBSON, Antonio 18 yd run (PATTERSON, R. kick), 4-50 1:39 | 35 - 10 |
| | 03:06 | MEM - TAYLOR, Patrick 10 yd run (PATTERSON, R. kick), 7-57 3:00 | 42 - 10 |
| 4th | 11:57 | MEM - ADAIR, Connor 22 yd run (PATTERSON, R. kick), 8-55 4:22 | 49 - 10 |

GAME 12 | 17/18 MEMPHIS 34, 18/17 CINCINNATI | NOV. 29



MEMPHIS, Tenn. – It had the feel of a conference championship game: the nation's 17th-ranked team, Memphis, playing the nation's 18th-ranked team, Cincinnati, before a large Black Friday crowd at Liberty Bowl Memorial Stadium.

There were big plays, gutsy fourth-down calls, trick plays and impressive defensive stops.

As for being an American Athletic Championship game, that will have to wait a week when the same two teams meet again. If it's anything like Friday's game, expect another four quarters of what a crowd of 36,472 witnessed.

Memphis outlasted Cincinnati, 34-24, to earn its third-straight West Division title and the right to host next Saturday's conference title game. It will be the first time a league title game has been played at Liberty Bowl Memorial Stadium.

The Tigers were able to amass 432 yards against one of the league's best defensive squads. Quarterback Brady White passed for 233 yards and two touchdowns, while running back Kenneth Gainwell gained 87 yards on 15 carries. Receiver Damonte Coxie had six catches for 145 yards and a touchdown.

Cincinnati (10-2, 7-1 American) had already clinched the East Division title before Friday's game. Memphis (11-1, 7-1) clinched the West title Friday and became an 11-win team for the first time in the program's history.

After a 37-point first half, neither team scored in the third quarter. The Bearcats' four possessions ended this way: punt, interception, fumble, on downs. The Tigers' three possessions? Punt, on downs, end of quarter (at Tigers' 38).

But the UofM's final third-quarter drive resulted in a big-play score. Extending into the fourth quarter, the drive was capped by a perfectly executed trick play. White handed off to Patrick Taylor, who took off around right end and flipped to receiver Kedarian Jones, who tossed back to White. White then lofted a deep ball to Damonte Coxie, who caught it at the UC 2 and fought his way into the end zone for a 27-17 lead.

The Bearcats answered with some good fortune and a key third-down conversion. A fumble by the Bearcats appeared to be recovered by the Tigers near the UC 33, but was ruled out of bounds. On the ensuing play, Ben Bryant found Alec Pierce for 51 yards to the Tigers 16-yard line. Two plays later, Bryant rambled in on a keep from 12 yards out to trim the Memphis lead to 27-24 with 10:27 to go.

In the final 10 minutes, the Tigers overcame a White interception with an impressive three-and-out and followed by scoring the clinching touchdown on a 29-yard run by Antonio Gibson with 3:16 remaining for a 34-24 Memphis lead.

In the first half, the Tigers built a 17-3 first-quarter lead, starting the game with a 94-yard kickoff return for a touchdown by Chris Claybrooks.

After Cincinnati's Sam Crosa followed with a 30-yard field goal that capped an 11-play, 63-yard drive, the Tigers marched 77 yards for another score. On second-and-goal from the UC 9, Jones caught a pass from White inside the 10-yard line and bulled his way into the end zone after encountering resistance at the UC 2.

The defense held and White engineered a 57-yard drive that began with a 44-yard pass to Jones that gave the Tigers a first down at the UC 29. Seven plays later, Riley Patterson booted a 34-yard field goal for a 17-3 advantage.

The Bearcats began chipping away at the Memphis lead in the second quarter. Leonard Taylor hauled in a 4-yard touchdown pass from Bryant at the end of a 12-play, 85-yard drive early in the period. With 2:54 remaining in the half, an 80-yard drive ended with Warren scoring from three yards out for a 17-17 tie.

The Tigers ended the first-half scoring with a 28-yard Patterson field goal, set up by a perfectly thrown 54-yard pass to Coxie. Coxie caught the pass over his shoulder near the UC 40 and weaved his way to the 10-yard line before being brought down.

Next Saturday's championship game will kick off at 2:30 p.m. and be carried by ABC.

GAME STATISTICS

| | CIN | MEM |
|----------------------------|---------|---------|
| Score | 24 | 34 |
| FIRST DOWNS | 20 | 21 |
| RUSHES-YARDS (NET) | 45-178 | 38-199 |
| PASSING YDS (NET) | 229 | 233 |
| Passes Att-Comp-Int | 32-20-2 | 26-15-1 |
| TOTAL OFFENSE PLAYS-YARDS | 77-407 | 64-432 |
| Fumble Returns-Yards | 0-0 | 0-0 |
| Punt Returns-Yards | 1-18 | 1-6 |
| Kickoff Returns-Yards | 2-35 | 3-126 |
| Interception Returns-Yards | 1-0 | 2-8 |
| Punts (Number-Avg) | 4-45.0 | 3-44.3 |
| Fumbles-Lost | 3-1 | 1-0 |
| Penalties-Yards | 7-50 | 6-47 |
| Possession Time | 34:29 | 25:52 |
| Third-Down Conversions | 8 of 17 | 5 of 12 |
| Fourth-Down Conversions | 1 of 3 | 0 of 1 |
| Red-Zone Scores-Chances | 4-5 | 3-4 |

Cincinnati

| Rushing | No. | Gain | Loss | Net | TD | Lg | Avg |
|-----------------|-----|------|------|-----|----|----|------|
| WARREN, Michael | 21 | 137 | 9 | 122 | 0 | 39 | 5.8 |
| DOAKS, Gerrid | 11 | 36 | 4 | 32 | 0 | 12 | 2.9 |
| HUBER, Wilson | 1 | 13 | 0 | 13 | 0 | 13 | 13.0 |
| TUCKER, Tre | 1 | 12 | 0 | 12 | 0 | 12 | 12.0 |

| Passing | C-A-I | Yds | TD | Long | Sack |
|-------------|---------|-----|----|------|------|
| BRYANT, Ben | 20-32-2 | 229 | 1 | 51 | 5 |

| Receiving | No. | Yards | TD | Long |
|-----------------|-----|-------|----|------|
| PIERCE, Alec | 4 | 77 | 0 | 51 |
| DEGUARA, Josiah | 4 | 45 | 0 | 19 |
| MEDARIS, Rashad | 3 | 39 | 0 | 29 |
| DOAKS, Gerrid | 3 | 15 | 0 | 7 |

| Punting | No. | Yds | Avg | Long | In20 | TB |
|--------------|-----|-----|------|------|------|----|
| SMITH, James | 4 | 180 | 45.0 | 52 | 0 | 0 |

| Punt Returns | No. | Yards | TD | Long |
|----------------|-----|-------|----|------|
| MONTGOMERY, R. | 1 | 18 | 0 | 18 |

| Kick Returns | No. | Yards | TD | Long |
|----------------|-----|-------|----|------|
| TUCKER, Tre | 1 | 21 | 0 | 21 |
| MONTGOMERY, R. | 1 | 14 | 0 | 14 |

| Tackles | UA-A | Total | Sacks | TFL |
|----------------|------|-------|-------|-----|
| WRIGHT, Bryan | 7-1 | 8 | 0.0 | 1.0 |
| FORREST, D. | 5-3 | 8 | 0.0 | 0.0 |
| BROOKS, Curtis | 5-1 | 6 | 0.0 | 0.5 |
| WHITE, Jarell | 5-0 | 5 | 0.0 | 0.0 |

Memphis

| Rushing | No. | Gain | Loss | Net | TD | Lg | Avg |
|-----------------|-----|------|------|-----|----|----|------|
| GAINWELL, K. | 15 | 93 | 6 | 87 | 0 | 32 | 5.8 |
| GIBSON, Antonio | 6 | 78 | 3 | 75 | 1 | 29 | 12.5 |
| TAYLOR, Patrick | 10 | 31 | 6 | 25 | 0 | 6 | 2.5 |
| WHITE, Brady | 5 | 15 | 1 | 14 | 0 | 12 | 2.8 |

| Passing | C-A-I | Yds | TD | Long | Sack |
|--------------|---------|-----|----|------|------|
| WHITE, Brady | 15-26-1 | 233 | 2 | 54 | 1 |

| Receiving | No. | Yards | TD | Long |
|-----------------|-----|-------|----|------|
| COXIE, Damonte | 6 | 145 | 1 | 54 |
| GAINWELL, K. | 3 | 20 | 0 | 17 |
| JONES, K. | 2 | 53 | 1 | 44 |
| GIBSON, Antonio | 2 | 8 | 0 | 6 |

| Punting | No. | Yds | Avg | Long | In20 | TB |
|----------------|-----|-----|------|------|------|----|
| WILLIAMS, Adam | 3 | 133 | 44.3 | 47 | 0 | 1 |

| Punt Returns | No. | Yards | TD | Long |
|--------------|-----|-------|----|------|
| SAMUEL, T. | 1 | 6 | 0 | 6 |

| Kick Returns | No. | Yards | TD | Long |
|----------------|-----|-------|----|------|
| CLAYBROOKS, C. | 3 | 126 | 1 | 94 |

| Tackles | UA-A | Total | Sacks | TFL |
|-----------------|------|-------|-------|-----|
| HUFF, Bryce | 7-1 | 8 | 2.0 | 3.5 |
| CULLENS, Xavier | 6-2 | 8 | 0.0 | 0.0 |
| CLAYBROOKS, C. | 6-0 | 6 | 0.0 | 0.0 |
| HART, Tim | 6-0 | 6 | 0.0 | 0.0 |

| Qtr | Time | Scoring Play | V-H |
|-----|-------|---|---------|
| 1st | 14:48 | MEM - CLAYBROOKS, C. 94 yd kickoff return (PATTERSON, R. kick) | 0 - 7 |
| | 10:25 | CIN - CROSA, Sam 30 yd field goal, 11-63 4:18 | 3 - 7 |
| | 07:24 | MEM - JONES, K. 9 yd pass from WHITE, Brady (PATTERSON, R. kick), 7-77 2:53 | 3 - 14 |
| | 02:41 | MEM - PATTERSON, R. 34 yd field goal, 8-57 2:54 | 3 - 17 |
| 2nd | 12:36 | CIN - TAYLOR, Leonard 4 yd pass from BRYANT, Ben (CROSA, Sam kick), 12-85 4:59 | 10 - 17 |
| | 02:54 | CIN - WARREN, Michael 3 yd run (CROSA, Sam kick), 14-80 6:31 | 17 - 17 |
| | 01:21 | MEM - PATTERSON, R. 28 yd field goal, 7-65 1:33 | 17 - 20 |
| 4th | 13:22 | MEM - COXIE, Damonte 46 yd pass from WHITE, Brady (PATTERSON, R. kick), 9-83 3:40 | 17 - 27 |
| | 10:27 | CIN - BRYANT, Ben 12 yd run (CROSA, Sam kick), 8-75 2:55 | 24 - 27 |
| | 03:16 | MEM - GIBSON, Antonio 29 yd run (PATTERSON, R. kick), 6-62 3:08 | 24 - 34 |

GAME 13 | 16/16 MEMPHIS 29, 21/21 CINCINNATI 24 | DEC. 7



MEMPHIS, Tenn. – Cotton has never felt so good! Right, Tiger Nation? The University of Memphis football team used Antonio Gibson's 234 all-purpose yards and two touchdowns (1 rush/1 receive) to lift the Tigers to a come-from-behind 29-24 victory in the 2019 American Athletic Conference Championship Game at Liberty Bowl Memorial Stadium Saturday afternoon. Gibson was named the AAC Championship Game Most Outstanding Player.

With the victory, the Tigers win their first outright American Athletic Conference title and a potential trip to the Dec. 28 Goodyear Cotton Bowl in Dallas, Texas. The official bowl invitations take place Sunday afternoon with the announcement of all the postseason participants.

The conference title is Memphis' second AAC crown. The Tigers won a share of the 2014 AAC championship – shared with Cincinnati and UCF – with a 41-10 victory over Connecticut. There was no conference title game that season.

The Tigers now are a perfect 5-0 when playing for an American Athletic Conference title in the Liberty Bowl. In addition to Saturday's and 2014's overall crown, Memphis also won three-straight AAC West Division championships on its home field from 2017-19.

Gibson rushed for 130 yards on 11 carries, caught three passes for 32 yards and returned three kicks for 72 yards. Tigers quarterback Brady White threw for 253 yards on 18-of-40 passing and one touchdown. Memphis kicker Riley Patterson was 3-of-3 on field goals, including two from 50 or more yards (50, 52). His 52-yarder to cut the Cincinnati third-quarter lead to 21-20 tied a career-long.

Sanchez Blake led the Tigers defense with nine total hits (7 solo). Chris Claybrooks had an interception and a forced fumble, and La'Andre Thomas had a fumble recovery.

Down 24-23 with 4:23 left, White directed a 10-play, 75-yard drive that culminated in a six-yard scoring pass to Gibson with 1:14 left in the contest. Memphis' two-point conversion failed, and the Tigers led 29-24. On the drive, Memphis did not face a third down until the Tigers drove inside the Cincinnati 10-yard line, where on 3rd-and-goal White connected with Gibson for the go-ahead score.

On the ensuing possession, Cincinnati drove to the Memphis 26-yard line with under a minute to play. The Tigers defense, though, stiffened and forced Bearcats quarterback Desmond Ridder into two incomplete passes near the end zone on third and fourth downs.

The Bearcats led 21-20 heading into the fourth quarter, but a Patterson 50-yard field goal 13 seconds into the final period put Memphis in the lead at 23-21. It was the Tigers' first lead since a 17-14 advantage at the 11:59 mark of the third quarter.

After an exchange of possessions, Cincinnati got the ball on its 30-yard line with 10:50 left. Ridder drove the Bearcats inside the Memphis 20, where the drive stalled at the 16-yard line. Following a timeout, Sam Crosa knocked through his only field goal attempt of the game, a 33-yarder for a 24-23 lead with 4:23 left.

The game was close throughout, with Cincinnati holding the largest lead at seven points after the Bearcats scored a touchdown on their opening possession of the contest. The game had seven lead changes.

The Bearcats struck first following a Memphis on-sides attempt on the game's opening kickoff. The Tigers were flagged for interference, and Cincinnati took over at its 30-yard line. Six plays later, Michael Warren hit pay dirt from six yards out for the 7-0 lead.

Memphis answered with consecutive scores for a 10-7 lead on a Patterson 29-yard field goal and a Gibson 65-yard touchdown scamper.

Ridder had the only score of the second quarter, a 15-yard scoring run, to give Cincinnati a 14-10 lead at the break.

Memphis and Cincinnati exchanged touchdowns in the first eight minutes of the third quarter for a 21-17 Bearcats' lead, setting up the back-and-forth between the two squads down the stretch.

GAME STATISTICS

| | MEM | USF |
|----------------------------------|---------|---------|
| Score | 49 | 10 |
| FIRST DOWNS | 31 | 5 |
| RUSHES-YARDS (NET) | 58-325 | 31-126 |
| PASSING YDS (NET) | 235 | 44 |
| Passes Att-Comp-Int | 31-19-2 | 19-6-0 |
| TOTAL OFFENSE PLAYS-YARDS | 89-560 | 50-170 |
| Fumble Returns-Yards | 0-0 | 0-0 |
| Punt Returns-Yards | 6-77 | 1-0 |
| Kickoff Returns-Yards | 1-10 | 1-21 |
| Interception Returns-Yards | 0-0 | 2-92 |
| Punts (Number-Avg) | 4-44.8 | 9-51.6 |
| Fumbles-Lost | 1-0 | 0-0 |
| Penalties-Yards | 4-30 | 10-60 |
| Possession Time | 38:12 | 21:48 |
| Third-Down Conversions | 9 of 16 | 3 of 15 |
| Fourth-Down Conversions | 2 of 2 | 0 of 1 |
| Red-Zone Scores-Chances | 4-5 | 2-2 |

Memphis

| Rushing | No. | Gain | Loss | Net | TD | Lg | Avg |
|-----------------|-----|------|------|-----|----|----|------|
| GAINWELL, K. | 14 | 132 | 4 | 128 | 0 | 34 | 9.1 |
| TAYLOR, Patrick | 17 | 99 | 4 | 95 | 3 | 21 | 5.6 |
| GIBSON, Antonio | 3 | 31 | 0 | 31 | 1 | 18 | 10.3 |
| ADAIR, Connor | 1 | 22 | 0 | 22 | 1 | 22 | 22.0 |

| Passing | C-A-I | Yds | TD | Long | Sack |
|---------------|---------|-----|----|------|------|
| WHITE, Brady | 18-28-2 | 222 | 2 | 50 | 1 |
| ADAIR, Connor | 1-3-0 | 13 | 0 | 13 | 0 |

| Receiving | No. | Yards | TD | Long |
|-----------------|-----|-------|----|------|
| JONES, K. | 6 | 99 | 1 | 50 |
| COXIE, Damonte | 5 | 69 | 1 | 23 |
| GIBSON, Antonio | 4 | 22 | 0 | 13 |
| TAYLOR, Patrick | 1 | 20 | 0 | 20 |

| Punting | No. | Yds | Avg | Long | In20 | TB |
|----------------|-----|-----|------|------|------|----|
| WILLIAMS, Adam | 4 | 179 | 44.8 | 50 | 2 | 0 |

| Punt Returns | No. | Yards | TD | Long |
|--------------|-----|-------|----|------|
| SAMUEL, T. | 6 | 77 | 0 | 21 |

| Kick Returns | No. | Yards | TD | Long |
|--------------|-----|-------|----|------|
| BROWN, Keith | 1 | 10 | 0 | 10 |

| Tackles | UA-A | Total | Sacks | TFL |
|-----------------|------|-------|-------|-----|
| JOHNSON, Q. | 6-0 | 6 | 0.0 | 0.0 |
| DORGEUS, Joseph | 4-0 | 4 | 0.0 | 2.0 |
| GONZALEZ, C. | 3-0 | 3 | 0.0 | 0.0 |
| HART, Tim | 2-1 | 3 | 0.5 | 0.5 |

USF

| Rushing | No. | Gain | Loss | Net | TD | Lg | Avg |
|-----------------|-----|------|------|-----|----|----|-----|
| JOINER, Kelley | 13 | 116 | 1 | 115 | 0 | 47 | 8.8 |
| SMALL, Dave | 4 | 14 | 0 | 14 | 1 | 5 | 3.5 |
| EVANS, Jah'Quez | 5 | 10 | 0 | 10 | 0 | 4 | 2.0 |
| SERIKI, Odunayo | 1 | 3 | 0 | 3 | 0 | 3 | 3.0 |

| Passing | C-A-I | Yds | TD | Long | Sack |
|-----------------|--------|-----|----|------|------|
| McCLOUD, Jordan | 5-14-0 | 45 | 0 | 32 | 2 |
| RYGOL, Kirk | 1-4-0 | -1 | 0 | 0 | 2 |

| Receiving | No. | Yards | TD | Long |
|----------------|-----|-------|----|------|
| McDOOM, Eddie | 2 | 40 | 0 | 32 |
| ST. FELIX, R | 2 | 9 | 0 | 6 |
| JOINER, Kelley | 1 | -1 | 0 | 0 |
| WILCOX, Mitch | 1 | -4 | 0 | 0 |

| Punting | No. | Yds | Avg | Long | In20 | TB |
|--------------|-----|-----|------|------|------|----|
| SCHNEIDER, T | 9 | 464 | 51.6 | 65 | 1 | 0 |

| Punt Returns | No. | Yards | TD | Long |
|--------------|-----|-------|----|------|
| SAILS, KJ | 1 | 0 | 0 | 0 |

| Kick Returns | No. | Yards | TD | Long |
|--------------|-----|-------|----|------|
| SANDERS, B | 1 | 21 | 0 | 21 |

| Tackles | UA-A | Total | Sacks | TFL |
|----------------|------|-------|-------|-----|
| MIMS, Andrew | 11-2 | 13 | 1.0 | 1.0 |
| BOYLES, Dwayne | 8-2 | 10 | 0.0 | 2.0 |
| HAMPTON, Mike | 8-0 | 8 | 0.0 | 1.0 |
| STUDSTILL, D | 6-2 | 8 | 0.0 | 0.0 |

| Qtr | Time | Scoring Play | V-H |
|-----|-------|--|---------|
| 1st | 11:18 | USF - SMALL, Dave 1 yd run (WEISS, Coby kick), 6-75 2:18 | 0 - 7 |
| | 05:01 | MEM - TAYLOR, Patrick 3 yd run (PATTERSON, R. kick), 10-66 3:40 | 7 - 7 |
| | 00:36 | USF - WEISS, Coby 37 yd field goal, 4-3 0:44 | 7 - 10 |
| 2nd | 07:50 | MEM - TAYLOR, Patrick 5 yd run (PATTERSON, R. kick), 11-74 3:44 | 14 - 10 |
| | 02:04 | MEM - JONES, K. 50 yd pass from WHITE, Brady (PATTERSON, R. kick), 8-66 3:52 | 21 - 10 |
| | 00:05 | MEM - COXIE, Damonte 23 yd pass from WHITE, Brady (PATTERSON, R. kick), 10-73 1:29 | 28 - 10 |
| 3rd | 06:58 | MEM - GIBSON, Antonio 18 yd run (PATTERSON, R. kick), 4-50 1:39 | 35 - 10 |
| | 03:06 | MEM - TAYLOR, Patrick 10 yd run (PATTERSON, R. kick), 7-57 3:00 | 42 - 10 |
| 4th | 11:57 | MEM - ADAIR, Connor 22 yd run (PATTERSON, R. kick), 8-55 4:22 | 49 - 10 |



2019 TEAM STATISTICS

| Team Statistics | MEM | OPP |
|-------------------------|-------------|-------------|
| SCORING | 527 | 317 |
| Points Per Game | 40.5 | 24.4 |
| Points Off Turnovers | 47 | 39 |
| FIRST DOWNS | 300 | 257 |
| Rushing | 127 | 116 |
| Passing | 142 | 113 |
| Penalty | 31 | 28 |
| RUSHING YARDAGE | 2551 | 2231 |
| Yards gained rushing | 2906 | 2575 |
| Yards lost rushing | 355 | 344 |
| Rushing Attempts | 518 | 533 |
| Average Per Rush | 4.9 | 4.2 |
| Average Per Game | 196.2 | 171.6 |
| TDs Rushing | 29 | 22 |
| PASSING YARDAGE | 3698 | 2609 |
| Comp-Att-Int | 248-388-9 | 208-393-10 |
| Average Per Pass | 9.5 | 6.6 |
| Average Per Catch | 14.9 | 12.5 |
| Average Per Game | 284.5 | 200.7 |
| TDs Passing | 33 | 14 |
| TOTAL OFFENSE | 6249 | 4840 |
| Total Plays | 906 | 926 |
| Average Per Play | 6.9 | 5.2 |
| Average Per Game | 480.7 | 372.3 |
| KICK RETURNS: #-Yards | 45-1194 | 28-526 |
| PUNT RETURNS: #-Yards | 24-188 | 16-107 |
| INT RETURNS: #-Yards | 10-53 | 9-210 |
| KICK RETURN AVERAGE | 26.5 | 18.8 |
| PUNT RETURN AVERAGE | 7.8 | 6.7 |
| INT RETURN AVERAGE | 5.3 | 23.3 |
| FUMBLES-LOST | 19-9 | 17-8 |
| PENALTIES-Yards | 95-794 | 89-787 |
| Average Per Game | 61.1 | 60.5 |
| PUNTS-Yards | 43-1903 | 66-2780 |
| Average Per Punt | 44.3 | 42.1 |
| Net punt average | 39.9 | 38.4 |
| KICKOFFS-Yards | 94-5863 | 67-3753 |
| Average Per Kick | 62.4 | 56.0 |
| Net kick average | 41.4 | 33.3 |
| TIME OF POSSESSION/Game | 30:22 | 29:40 |
| 3RD-DOWN Conversions | 82/177 | 76/197 |
| 3rd-Down Pct | 46% | 39% |
| 4TH-DOWN Conversions | 14/24 | 15/29 |
| 4th-Down Pct | 58% | 52% |
| SACKS BY-Yards | 32-199 | 21-126 |
| MISC YARDS | 26 | 0 |
| TOUCHDOWNS SCORED | 68 | 38 |
| FIELD GOALS-ATTEMPTS | 17-19 | 17-24 |
| ON-SIDE KICKS | 2-4 | 0-2 |
| RED-ZONE SCORES | (45-55) 82% | (41-45) 91% |
| RED-ZONE TOUCHDOWNS | (34-55) 62% | (26-45) 58% |
| PAT-ATTEMPTS | (62-63) 98% | (32-33) 97% |
| ATTENDANCE | 271710 | 131237 |
| Games/Avg Per Game | 7/38816 | 6/21873 |
| Neutral Site Games | | 0/0 |

| Score by Quarters | 1st | 2nd | 3rd | 4th | OT | Total |
|-------------------|-----|-----|-----|-----|----|-------|
| Memphis | 120 | 171 | 127 | 109 | 0 | 527 |
| Opponents | 83 | 99 | 47 | 88 | 0 | 317 |

2019 INDIVIDUAL STATISTICS

| Rushing | g | att | gain | loss | net | avg | td | lg | avg/g |
|-----------------|----------|------------|-------------|-------------|------------|------------|-----------|-----------|--------------|
| GAINWELL, K. | 1 | 222 | 1486 | 61 | 1425 | 6.4 | 12 | 75 | 109.6 |
| GIBSON, Antonio | 1 | 31 | 370 | 7 | 363 | 11.7 | 4 | 78 | 27.9 |
| WATKINS, Kylan | 1 | 62 | 351 | 26 | 325 | 5.2 | 3 | 72 | 29.5 |
| TAYLOR, Patrick | 5 | 70 | 317 | 17 | 300 | 4.3 | 4 | 21 | 60.0 |
| CLARK, R. | 7 | 26 | 92 | 7 | 85 | 3.3 | 1 | 10 | 12.1 |
| SAMUEL, T. | 1 | 15 | 85 | 7 | 78 | 5.2 | 0 | 18 | 6.0 |
| TAYLOR, Tim | 5 | 11 | 35 | 5 | 30 | 2.7 | 0 | 9 | 6.0 |
| ADAIR, Connor | 5 | 2 | 26 | 0 | 26 | 13.0 | 1 | 22 | 5.2 |
| WEAVER, M. | 8 | 5 | 21 | 0 | 21 | 4.2 | 0 | 8 | 2.6 |
| QUINN, M. | 2 | 6 | 23 | 5 | 18 | 3.0 | 0 | 7 | 9.0 |
| AUSTIN III, C. | 1 | 2 | 9 | 0 | 9 | 4.5 | 1 | 7 | 0.8 |
| JONES, K. | 1 | 1 | 8 | 0 | 8 | 8.0 | 0 | 8 | 0.6 |
| WHITE, Brady | 1 | 50 | 83 | 131 | -48 | -1.0 | 3 | 14 | -3.7 |
| TEAM | 1 | 15 | 0 | 89 | -89 | -5.9 | 0 | 0 | -7.4 |
| Total | 1 | 518 | 2906 | 355 | 2551 | 4.9 | 29 | 78 | 196.2 |
| Opponents | 1 | 533 | 2575 | 344 | 2231 | 4.2 | 22 | 68 | 171.6 |

| Passing | g | effic | comp | att | in | pct | yds | td | lg | avg/g |
|----------------|----------|--------------|-------------|------------|-----------|------------|------------|-----------|-----------|--------------|
| WHITE, Brady | 1 | 169.90 | 237 | 369 | 9 | 64.2 | 3560 | 33 | 73 | 273.8 |
| ADAIR, Connor | 5 | 127.71 | 10 | 15 | 0 | 66.7 | 109 | 0 | 26 | 21.8 |
| TEAM | 1 | 0.00 | 0 | 2 | 0 | 0.0 | 0 | 0 | 0 | 0.0 |
| WILLIAMS, Adam | 1 | 1343.60 | 1 | 1 | 0 | 100. | 29 | 0 | 29 | 2.2 |
| JONES, K. | 1 | 0.00 | 0 | 1 | 0 | 0.0 | 0 | 0 | 0 | 0.0 |
| Total | 1 | 167.41 | 248 | 388 | 9 | 63.9 | 3698 | 33 | 73 | 284.5 |
| Opponents | 1 | 115.36 | 208 | 393 | 10 | 52.9 | 2609 | 14 | 74 | 200.7 |

| Receiving | g | no. | yds | avg | td | lg | avg/g |
|------------------|----------|------------|------------|------------|-----------|-----------|--------------|
| COXIE, Damonte | 1 | 68 | 1144 | 16.8 | 9 | 59 | 88.0 |
| GAINWELL, K. | 1 | 44 | 532 | 12.1 | 3 | 68 | 40.9 |
| JONES, K. | 1 | 35 | 536 | 15.3 | 4 | 65 | 41.2 |
| GIBSON, Antonio | 1 | 32 | 636 | 19.9 | 8 | 73 | 48.9 |
| MAGNIFICO, Joey | 1 | 20 | 335 | 16.8 | 2 | 58 | 25.8 |
| AUSTIN III, C. | 1 | 14 | 276 | 19.7 | 3 | 46 | 23.0 |
| TAYLOR, Patrick | 5 | 7 | 43 | 6.1 | 0 | 22 | 8.6 |
| WILLIAMS, John | 3 | 5 | 49 | 9.8 | 0 | 23 | 16.3 |
| WATKINS, Kylan | 1 | 5 | 40 | 8.0 | 1 | 24 | 3.6 |
| SAMUEL, T. | 1 | 5 | 18 | 3.6 | 0 | 8 | 1.4 |
| WASHINGTON, T. | 3 | 3 | 32 | 10.7 | 0 | 26 | 10.7 |
| WILSON, Kameron | 1 | 3 | 14 | 4.7 | 2 | 6 | 1.2 |
| TAYLOR, Tim | 5 | 2 | 13 | 6.5 | 0 | 10 | 2.6 |
| DYKES, Sean | 4 | 2 | 9 | 4.5 | 0 | 5 | 2.2 |
| FAIRMAN, Coye' | 5 | 1 | 11 | 11.0 | 0 | 11 | 2.2 |
| DORCEUS, Josep | 1 | 1 | 7 | 7.0 | 0 | 7 | 0.5 |
| DANIEL, Tyce | 1 | 1 | 3 | 3.0 | 1 | 3 | 0.3 |
| Total | 1 | 248 | 3698 | 14.9 | 33 | 73 | 284.5 |
| Opponents | 1 | 208 | 2609 | 12.5 | 14 | 74 | 200.7 |

| Punt Returns | no. | yds | avg | td | lg |
|---------------------|------------|------------|------------|-----------|-----------|
| SAMUEL, T. | 12 | 107 | 8.9 | 0 | 21 |
| WILLIAMS, John | 7 | 44 | 6.3 | 0 | 21 |
| AUSTIN III, C. | 4 | 0 | 0.0 | 0 | 2 |
| CLARK, R. | 1 | 10 | 10.0 | 0 | 0 |
| BROWN, Keith | 0 | 27 | 0.0 | 1 | 27 |
| Total | 24 | 188 | 7.8 | 1 | 27 |
| Opponents | 16 | 107 | 6.7 | 1 | 18 |

| Interceptions | no. | yds | avg | td | lg |
|----------------------|------------|------------|------------|-----------|-----------|
| JOHNSON, Q. | 2 | 0 | 0.0 | 0 | 0 |
| BLAKE, Sanchez | 2 | 0 | 0.0 | 0 | 0 |
| HALL, Austin | 1 | 4 | 4.0 | 0 | 4 |
| CULLENS, Xavier | 1 | 0 | 0.0 | 0 | 0 |
| PICKENS, Thomas | 1 | 8 | 8.0 | 0 | 8 |
| THOMAS, L. | 1 | 33 | 33.0 | 1 | 33 |
| FRANCIS, Jacobi | 1 | 8 | 8.0 | 0 | 8 |
| CLAYBROOKS, C. | 1 | 0 | 0.0 | 0 | 0 |
| Total | 10 | 53 | 5.3 | 1 | 33 |
| Opponents | 9 | 210 | 23.3 | 0 | 70 |

| Kick Returns | no. | yds | avg | td | lg |
|---------------------|------------|------------|------------|-----------|-----------|
| GIBSON, Antonio | 22 | 633 | 28.8 | 1 | 97 |
| CLAYBROOKS, C. | 11 | 338 | 30.7 | 1 | 94 |
| BROWN, Keith | 5 | 37 | 7.4 | 0 | 15 |
| MAGNIFICO, Joey | 2 | 50 | 25.0 | 0 | 40 |
| COXIE, Damonte | 1 | 2 | 2.0 | 0 | 2 |
| DORCEUS, Josep | 1 | 1 | 1.0 | 0 | 1 |
| ROGERS, Gabriel | 1 | 99 | 99.0 | 1 | 99 |
| WILLIAMS, John | 1 | 19 | 19.0 | 0 | 19 |
| HASSELL, John | 1 | 15 | 15.0 | 0 | 15 |
| Total | 45 | 1194 | 26.5 | 3 | 99 |
| Opponents | 28 | 526 | 18.8 | 0 | 33 |

| Fumble Returns | no. | yds | avg | td | lg |
|-----------------------|------------|------------|------------|-----------|-----------|
| HALL, Austin | 1 | 48 | 48.0 | 1 | 48 |
| CARTER, TJ | 1 | 3 | 3.0 | 0 | 3 |
| Total | 2 | 51 | 25.5 | 1 | 48 |
| Opponents | 6 | 158 | 26.3 | 1 | 74 |

2019 INDIVIDUAL STATISTICS

| Scoring | td | fg | PAT | | | dx | saf | pts |
|-----------------|----|-------|-------|------|----------|----|-----|-----|
| | | | kick | rush | rcv pass | | | |
| PATTERSON, R. | - | 17-19 | 62-63 | - | - | - | - | 113 |
| GAINWELL, K. | 15 | - | - | - | - | - | - | 90 |
| GIBSON, Antonio | 13 | - | - | - | - | - | - | 78 |
| COXIE, Damonte | 9 | - | - | - | - | - | - | 54 |
| JONES, K. | 4 | - | - | - | - | - | - | 24 |
| AUSTIN III, C. | 4 | - | - | - | - | - | - | 24 |
| WATKINS, Kylan | 4 | - | - | - | - | - | - | 24 |
| TAYLOR, Patrick | 4 | - | - | - | - | - | - | 24 |
| WHITE, Brady | 3 | - | - | - | 0-2 | - | - | 18 |
| WILSON, Kameron | 2 | - | - | - | - | - | - | 12 |
| MAGNIFICO, Joey | 2 | - | - | 0-1 | - | - | - | 12 |
| ADAIR, Connor | 1 | - | - | - | - | - | - | 6 |
| DANIEL, Tyce | 1 | - | - | - | - | - | - | 6 |
| CLARK, R. | 1 | - | - | - | - | - | - | 6 |
| ROGERS, Gabriel | 1 | - | - | - | - | - | - | 6 |
| THOMAS, L. | 1 | - | - | - | - | - | - | 6 |
| BROWN, Keith | 1 | - | - | - | - | - | - | 6 |
| CLAYBROOKS, C. | 1 | - | - | - | - | - | - | 6 |
| HALL, Austin | 1 | - | - | - | - | - | - | 6 |
| FRANCIS, Jacobi | - | - | - | - | - | 1 | - | 2 |
| BRADY, Preston | - | - | - | 1-1 | 0-1 | - | - | 2 |
| HUFF, Bryce | - | - | - | - | - | - | 1 | 2 |
| Total | 68 | 17-19 | 62-63 | 1-2 | 0-3 | 1 | 1 | 527 |
| Opponents | 38 | 17-24 | 32-33 | 1-3 | 2 2-2 | - | - | 317 |

| Total Offense | g | plays | rush | pass | total | avg/g |
|-----------------|----|-------|------|------|-------|-------|
| WHITE, Brady | 13 | 419 | -48 | 3560 | 3512 | 270.2 |
| GAINWELL, K. | 13 | 222 | 1425 | 0 | 1425 | 109.6 |
| GIBSON, Antonio | 13 | 31 | 363 | 0 | 363 | 27.9 |
| WATKINS, Kylan | 11 | 62 | 325 | 0 | 325 | 29.5 |
| TAYLOR, Patrick | 5 | 70 | 300 | 0 | 300 | 60.0 |
| ADAIR, Connor | 5 | 17 | 26 | 109 | 135 | 27.0 |
| CLARK, R. | 7 | 26 | 85 | 0 | 85 | 12.1 |
| SAMUEL, T. | 13 | 15 | 78 | 0 | 78 | 6.0 |
| TAYLOR, Tim | 5 | 11 | 30 | 0 | 30 | 6.0 |
| WILLIAMS, Adam | 13 | 1 | 0 | 29 | 29 | 2.2 |
| WEAVER, M. | 8 | 5 | 21 | 0 | 21 | 2.6 |
| QUINN, M. | 2 | 6 | 18 | 0 | 18 | 9.0 |
| AUSTIN III, C. | 12 | 2 | 9 | 0 | 9 | 0.8 |
| JONES, K. | 13 | 2 | 8 | 0 | 8 | 0.6 |
| TEAM | 12 | 17 | -89 | 0 | -89 | -7.4 |
| Total | 13 | 906 | 2551 | 3698 | 6249 | 480.7 |
| Opponents | 13 | 926 | 2231 | 2609 | 4840 | 372.3 |

| Field Goals | fg | pct. | 01-19 | 20-29 | 30-39 | 40-49 | 50-99 | lg | blk |
|---------------|-------|------|-------|-------|-------|-------|-------|----|-----|
| PATTERSON, R. | 17-19 | 89.5 | 0-0 | 5-5 | 6-7 | 2-2 | 4-5 | 52 | 0 |

| FG Sequence | Memphis | Opponents |
|---------------|---------------------|--------------------|
| Ole Miss | - | 50,(35) |
| Southern | (23),(49) | (34) |
| South Alabama | (36),(23) | - |
| Navy | 55 | 46,(49) |
| ULM | (50) | (35),50,(29) |
| Temple | - | (31),(29),(44) |
| Tulane | (29),(34) | (31) |
| Tulsa | 33 | 40,(32),40,(26),29 |
| SMU | (30),(49),(34),(50) | (23) |
| Houston | (35) | (38),(26) |
| USF | - | (37),43 |
| Cincinnati | (34),(28) | (30) |
| Cincinnati | (29),(52),(50) | (33) |

| Punting | no. | yds | avg | lg | tb | fc | i20 | 50+ | blk |
|----------------|-----|------|------|----|----|----|-----|-----|-----|
| WILLIAMS, Adam | 41 | 1874 | 45.7 | 77 | 4 | 7 | 13 | 10 | 1 |
| TEAM | 2 | 30 | 15.0 | 30 | 0 | 0 | 0 | 0 | 1 |
| Total | 43 | 1904 | 44.3 | 77 | 4 | 7 | 13 | 10 | 2 |
| Opponents | 66 | 2784 | 42.1 | 65 | 3 | 15 | 19 | 13 | 2 |

| Kickoffs | no. | yds | avg | tb | ob | retn | net | ydln |
|---------------|-----|------|------|----|----|-------|------|------|
| PATTERSON, R. | 94 | 5866 | 62.4 | 58 | 1 | | | |
| Total | 94 | 5866 | 62.4 | 58 | 1 | 118.8 | 41.4 | 23 |
| Opponents | 67 | 3755 | 56.0 | 13 | | 426.5 | 33.3 | 31 |

Numbers in (parentheses) indicate field goal was made.

2019 INDIVIDUAL STATISTICS

| All Purpose | g | rush | rcv | pr | kr | ir | total | avg/g |
|---------------|----|------|------|-----|------|-----|-------|-------|
| GAINWELL, | 13 | 1425 | 532 | 0 | 0 | 0 | 1957 | 150.5 |
| GIBSON, Ant | 13 | 363 | 636 | 0 | 633 | 0 | 1632 | 125.5 |
| COXIE, Dam | 13 | 0 | 1144 | 0 | 2 | 0 | 1146 | 88.2 |
| JONES, K. | 13 | 8 | 536 | 0 | 0 | 0 | 544 | 41.8 |
| MAGNIFICO, | 13 | 0 | 335 | 0 | 50 | 0 | 385 | 29.6 |
| WATKINS, K | 11 | 325 | 40 | 0 | 0 | 0 | 365 | 33.2 |
| TAYLOR, Pat | 5 | 300 | 43 | 0 | 0 | 0 | 343 | 68.6 |
| CLAYBROO | 8 | 0 | 0 | 0 | 338 | 0 | 338 | 42.2 |
| AUSTIN III, C | 12 | 9 | 276 | 0 | 0 | 0 | 285 | 23.8 |
| SAMUEL, T. | 13 | 78 | 18 | 107 | 0 | 0 | 203 | 15.6 |
| WILLIAMS, J | 3 | 0 | 49 | 44 | 19 | 0 | 112 | 37.3 |
| ROGERS, G | 4 | 0 | 0 | 0 | 99 | 0 | 99 | 24.8 |
| CLARK, R. | 7 | 85 | 0 | 10 | 0 | 0 | 95 | 13.6 |
| BROWN, Keit | 12 | 0 | 0 | 27 | 37 | 0 | 64 | 5.3 |
| TAYLOR, Ti | 5 | 30 | 13 | 0 | 0 | 0 | 43 | 8.6 |
| THOMAS, L. | 13 | 0 | 0 | 0 | 0 | 33 | 33 | 2.5 |
| WASHINGT | 3 | 0 | 32 | 0 | 0 | 0 | 32 | 10.7 |
| ADAIR, Conn | 5 | 26 | 0 | 0 | 0 | 0 | 26 | 5.2 |
| WEAVER, M. | 8 | 21 | 0 | 0 | 0 | 0 | 21 | 2.6 |
| QUINN, M. | 2 | 18 | 0 | 0 | 0 | 0 | 18 | 9.0 |
| HASSELL, Jo | 10 | 0 | 0 | 0 | 15 | 0 | 15 | 1.5 |
| WILSON, Ka | 12 | 0 | 14 | 0 | 0 | 0 | 14 | 1.2 |
| FAIRMAN, C | 5 | 0 | 11 | 0 | 0 | 0 | 11 | 2.2 |
| DYKES, Sea | 4 | 0 | 9 | 0 | 0 | 0 | 9 | 2.2 |
| DORCEUS, J | 13 | 0 | 7 | 0 | 1 | 0 | 8 | 0.6 |
| FRANCIS, Ja | 13 | 0 | 0 | 0 | 0 | 8 | 8 | 0.6 |
| PICKENS, Th | 13 | 0 | 0 | 0 | 0 | 8 | 8 | 0.6 |
| HALL, Austin | 12 | 0 | 0 | 0 | 0 | 4 | 4 | 0.3 |
| DANIEL, Tyc | 11 | 0 | 3 | 0 | 0 | 0 | 3 | 0.3 |
| WHITE, Brad | 13 | -48 | 0 | 0 | 0 | 0 | -48 | -3.7 |
| TEAM | 12 | -89 | 0 | 0 | 0 | 0 | -89 | -7.4 |
| Total | 13 | 2551 | 3698 | 188 | 1194 | 53 | 7684 | 591.1 |
| Opponents | 13 | 2231 | 2609 | 107 | 526 | 210 | 5683 | 437.2 |

2019 DEFENSIVE STATISTICS

| ## | Defensive Leaders | gp | Tackles | | | | tfl/yds | Sacks no-yds | Pass defense | | | Fumbles | | blkd | |
|----|-------------------|----|---------|-----|-----|---------|---------|-----------------|--------------|------|-------|---------|----|------|-----|
| | | | ua | a | tot | | | | int-yds | brup | qbh | rcv-yds | ff | kick | saf |
| 25 | HALL, Austin | 12 | 39 | 30 | 69 | 9.0-21 | 2.5-10 | 1-4 | 6 | 3 | 2-48 | . | . | . | |
| 8 | CULLENS, Xavier | 12 | 43 | 20 | 63 | 2.5-9 | . | 1-0 | 3 | 2 | . | . | . | | |
| 12 | THOMAS, L. | 13 | 46 | 15 | 61 | 2.0-8 | 1.0-7 | 1-33 | 1 | 1 | 1-0 | 1 | . | | |
| 41 | BLAKE, Sanchez | 9 | 45 | 11 | 56 | . | . | 2-0 | 1 | . | . | . | . | | |
| 23 | RUSSELL, JJ | 13 | 35 | 20 | 55 | 5.5-10 | 1.0-5 | . | 2 | 4 | 1-0 | . | . | | |
| 15 | JOHNSON, Q. | 13 | 45 | 9 | 54 | 3.5-3 | . | 2-0 | 4 | 1 | . | . | 1 | | |
| 55 | HUFF, Bryce | 13 | 30 | 17 | 47 | 15.0-72 | 6.0-41 | . | . | 16 | 1-0 | 2 | . | 1 | |
| 35 | HART, Tim | 13 | 31 | 14 | 45 | 2.0-14 | 2.0-14 | . | . | . | . | . | . | | |
| 94 | DORCEUS, Joseph | 13 | 28 | 15 | 43 | 14.5-56 | 5.0-27 | . | . | 5 | 1-0 | . | . | | |
| 40 | PICKENS, Thomas | 13 | 27 | 14 | 41 | 3.5-19 | 2.0-16 | 1-8 | . | . | . | 1 | . | | |
| 2 | CARTER, TJ | 12 | 30 | 9 | 39 | 3.5-14 | 1.0-10 | . | 7 | . | 1-3 | 1 | . | | |
| 32 | FRANCIS, Jacobi | 13 | 25 | 9 | 34 | . | . | 1-8 | 8 | . | . | . | . | | |
| 7 | CLAYBROOKS, C. | 8 | 26 | 4 | 30 | . | . | 1-0 | 2 | 1 | . | 1 | . | | |
| 5D | CUNNINGHAM, E. | 12 | 15 | 8 | 23 | 3.0-27 | 3.0-27 | . | 1 | 3 | . | . | . | | |
| 1J | JOSEPH, Morris | 13 | 10 | 12 | 22 | 3.0-13 | 2.0-8 | . | . | . | . | . | . | | |
| 29 | GONZALEZ, C. | 10 | 17 | 1 | 18 | 1.0-1 | . | . | 1 | . | . | . | . | | |
| 1D | GOODSON, O'B | 12 | 12 | 5 | 17 | 7.0-15 | . | . | . | 2 | 1-0 | 1 | . | | |
| 90 | TATE IV, John | 13 | 4 | 13 | 17 | 1.5-2 | . | . | 1 | 1 | . | . | . | | |
| 38 | WILSON, J. | 13 | 9 | 6 | 15 | 3.5-13 | 2.0-9 | . | . | 5 | . | 1 | . | | |
| 1C | CLEMONS, Jailil | 12 | 8 | 7 | 15 | 5.5-16 | 2.0-11 | . | . | 5 | . | . | . | | |
| 93 | HAWKINS, D. | 12 | 6 | 8 | 14 | 2.5-6 | 0.5-2 | . | . | . | . | . | . | | |
| 11 | BRYANT, Joey | 10 | 9 | . | 9 | . | . | . | 1 | . | . | 1 | . | | |
| 99 | BROWN, Braylon | 8 | 3 | 3 | 6 | 1.0-1 | . | . | . | . | . | . | . | | |
| 9D | Broussard, John | 7 | 3 | 3 | 6 | . | . | . | . | . | . | . | . | | |
| 22 | LINDSEY, Tyrez | 13 | 3 | 3 | 6 | . | . | . | . | . | . | . | . | | |
| 3D | BROWN, Keith | 12 | 3 | 3 | 6 | . | . | . | . | 1 | . | . | . | | |
| 16 | AUGUSTUS, N. | 11 | 3 | 1 | 4 | . | . | . | . | . | . | . | . | | |
| 37 | ALLEN, Jaylon | 10 | 1 | 3 | 4 | . | . | . | . | . | . | . | . | | |
| 10 | COXIE, Damonte | 13 | 2 | 1 | 3 | . | . | . | . | . | . | . | . | | |
| 3 | WHITE, Brady | 13 | 2 | 1 | 3 | . | . | . | . | . | . | . | . | | |
| 30 | OWENS, Rodney | 11 | 2 | 1 | 3 | 1.0-9 | 1.0-9 | . | . | . | . | . | . | | |
| 97 | DUCKSWORTH, W. | 3 | 2 | 1 | 3 | 1.0-3 | 1.0-3 | . | . | . | . | . | . | | |
| 4 | PERRY, Josh | 8 | 1 | 1 | 2 | . | . | . | . | . | . | . | . | | |
| 47 | COCHRAN, Colton | 11 | 1 | 1 | 2 | . | . | . | . | . | . | . | 1 | | |
| 34 | GARVEY, Tyler | 10 | 2 | . | 2 | . | . | . | . | . | . | . | . | | |
| 46 | MASHBURN, Cole | 4 | 2 | . | 2 | . | . | . | . | 1 | . | . | . | | |
| 67 | ORONA-LOPEZ, M. | 13 | 1 | 1 | 2 | . | . | . | . | . | . | . | . | | |
| 28 | HURST, Troy | 9 | . | 2 | 2 | . | . | . | . | . | . | . | . | | |
| 49 | NEAL, Treysen | 13 | 1 | . | 1 | . | . | . | . | . | . | . | . | | |
| 7Q | QUINN, M. | 2 | 1 | . | 1 | . | . | . | . | . | . | . | . | | |
| 84 | AUSTIN III, C. | 12 | 1 | . | 1 | . | . | . | . | . | . | . | . | | |
| 36 | PATTERSON, R. | 13 | 1 | . | 1 | . | . | . | . | . | . | . | . | | |
| 86 | MAGNIFICO, Joey | 13 | 1 | . | 1 | . | . | . | . | . | . | . | . | | |
| 13 | JONES, K. | 13 | . | 1 | 1 | . | . | . | . | . | . | . | . | | |
| TM | TEAM | 12 | . | 1 | 1 | . | . | . | . | . | . | . | . | | |
| 2C | CLARK, R. | 7 | . | . | . | . | . | . | . | . | . | . | 1 | | |
| 79 | DILL, Scottie | 13 | . | . | . | . | . | . | . | . | . | . | 1 | | |
| | Total | 13 | 576 | 274 | 850 | 91-332 | 32-199 | 10-53 | 38 | 51 | 8-51 | 9 | 4 | 1 | |
| | Opponents | 13 | 599 | 253 | 852 | 90-289 | 21-126 | 9-210 | 35 | 21 | 9-158 | 14 | 2 | . | |

2019 TEAM GAME-BY-GAME

TEAM STATISTICS

| Date | Opponent | Rushing | | | | Receiving | | | | Passing | | | | Kick Returns | | | | Punt Returns | | | | tot off |
|-----------|------------------|---------|------|----|----|-----------|------|----|----|-------------|------|----|----|--------------|-----|----|----|--------------|-----|----|----|---------|
| | | no. | yds | td | lg | no. | yds | td | lg | cmp-att-int | yds | td | lg | no. | yds | td | lg | no. | yds | td | lg | |
| Aug 31 | OLE MISS | 51 | 192 | 2 | 15 | 23 | 172 | 0 | 23 | 23-31-1 | 172 | 0 | 23 | 3 | 51 | 0 | 19 | 3 | 27 | 0 | 21 | 364 |
| Sep 07 | SOUTHERN | 42 | 177 | 4 | 46 | 23 | 398 | 2 | 65 | 23-28-0 | 398 | 2 | 65 | 4 | 50 | 0 | 18 | 3 | 42 | 1 | 27 | 575 |
| Sep 14 | at South Alabama | 45 | 312 | 1 | 72 | 14 | 218 | 3 | 58 | 14-22-1 | 218 | 3 | 58 | 2 | 72 | 0 | 38 | 3 | 11 | 0 | 7 | 530 |
| Sep 26 | NAVY | 25 | 105 | 1 | 75 | 14 | 196 | 3 | 73 | 14-18-0 | 196 | 3 | 73 | 4 | 187 | 1 | 99 | 2 | 5 | 0 | 5 | 301 |
| Oct 05 | at ULM | 36 | 286 | 3 | 68 | 15 | 249 | 3 | 50 | 15-24-1 | 249 | 3 | 50 | 3 | 76 | 0 | 32 | 0 | 0 | 0 | 0 | 535 |
| Oct 12 | at Temple | 33 | 129 | 2 | 25 | 28 | 363 | 2 | 43 | 28-44-1 | 363 | 2 | 43 | 0 | 0 | 0 | 0 | 0 | 0 | 0 | 0 | 492 |
| Oct 18 | TULANE | 34 | 112 | 1 | 18 | 21 | 358 | 5 | 68 | 21-30-0 | 358 | 5 | 68 | 4 | 125 | 0 | 49 | 0 | 0 | 0 | 0 | 470 |
| Oct 26 | at Tulsa | 33 | 192 | 4 | 62 | 16 | 306 | 2 | 59 | 16-26-0 | 306 | 2 | 59 | 7 | 165 | 0 | 37 | 2 | 19 | 0 | 11 | 498 |
| Nov 02 | SMU | 39 | 164 | 2 | 78 | 19 | 350 | 3 | 50 | 19-33-0 | 350 | 3 | 50 | 7 | 220 | 1 | 97 | 1 | 0 | 0 | 0 | 514 |
| Nov 16 | at Houston | 39 | 164 | 1 | 27 | 23 | 367 | 5 | 56 | 23-35-1 | 367 | 5 | 56 | 4 | 40 | 0 | 20 | 2 | 1 | 0 | 2 | 531 |
| Nov 23 | at USF | 58 | 325 | 5 | 34 | 19 | 235 | 2 | 50 | 19-31-2 | 235 | 2 | 50 | 1 | 10 | 0 | 10 | 6 | 77 | 0 | 21 | 560 |
| Nov 29 | CINCINNATI | 38 | 199 | 1 | 32 | 15 | 233 | 2 | 54 | 15-26-1 | 233 | 2 | 54 | 3 | 126 | 1 | 94 | 1 | 6 | 0 | 6 | 432 |
| Dec 07 | CINCINNATI | 45 | 194 | 2 | 65 | 18 | 253 | 1 | 45 | 18-40-1 | 253 | 1 | 45 | 3 | 72 | 0 | 29 | 1 | 0 | 0 | 0 | 447 |
| Opponents | | 518 | 2551 | 29 | 78 | 248 | 3698 | 33 | 73 | 248-388-9 | 3698 | 33 | 73 | 45 | 119 | 3 | 99 | 24 | 188 | 1 | 27 | 6249 |
| Opponents | | 533 | 2231 | 22 | 68 | 208 | 2609 | 14 | 74 | 208-393-1 | 2609 | 14 | 74 | 28 | 526 | 0 | 33 | 16 | 107 | 1 | 18 | 4840 |

Games: 13 • Avg/rush: 4.9 • Avg/catch: 14.9 • Pass effic: 167.41 • KR avg: 26.5 • PR avg: 7.8 • All purpose avg/game: 591.1 • Tot

| Date | Opponent | Tackles | | | | Sacks | Fumble | | Pass Defense | | | blkd kick | PAT Attempts | | | off | | |
|-----------|------------------|---------|-----|-------|----------|----------|--------|-------|--------------|---------|-----|-----------|--------------|------|------|-----|-----|-----|
| | | ua | a | total | tfl-yds | | no-yds | ff | fr-yds | int-yds | qbh | | brup | kick | rush | rcv | saf | t/o |
| Aug 3 | OLE MISS | 42 | 4 | 46 | 10.0-26 | 3.0-12 | 0 | 0-0 | 1-0 | 4 | 4 | 0 | 1-2 | 0 | 0 | 1 | 0 | 15 |
| Sep 0 | SOUTHERN | 40 | 6 | 46 | 7.0-24 | 2.0-13 | 0 | 0-0 | 0-0 | 2 | 3 | 2 | 7-7 | 0 | 0 | 0 | 0 | 55 |
| Sep 1 | at South Alabama | 34 | 32 | 66 | 6.0-26 | 2.0-11 | 1 | 2-48 | 1-0 | 10 | 3 | 0 | 4-4 | 0 | 0 | 0 | 10 | 42 |
| Sep 2 | NAVY | 57 | 30 | 87 | 8.0-30 | 2.0-10 | 1 | 1-0 | 1-0 | 1 | 1 | 0 | 5-5 | 0 | 0 | 0 | 0 | 35 |
| Oct 05 | at ULM | 40 | 36 | 76 | 6.0-28 | 2.0-21 | 1 | 0-0 | 1-33 | 7 | 5 | 1 | 5-5 | 1 | 0 | 0 | 7 | 52 |
| Oct 12 | at Temple | 63 | 16 | 79 | 2.0-3 | 0.0-0 | 1 | 2-3 | 0-0 | 2 | 5 | 0 | 4-4 | 0 | 0 | 0 | 7 | 28 |
| Oct 18 | TULANE | 42 | 12 | 54 | 7.0-36 | 2.0-23 | 0 | 0-0 | 3-12 | 5 | 2 | 0 | 5-5 | 0 | 0 | 0 | 13 | 47 |
| Oct 26 | at Tulsa | 42 | 66 | 108 | 7.0-21 | 3.0-14 | 0 | 0-0 | 0-0 | 4 | 3 | 1 | 6-6 | 0 | 0 | 0 | 0 | 42 |
| Nov 0 | SMU | 49 | 14 | 63 | 5.0-21 | 3.0-19 | 0 | 0-0 | 0-0 | 5 | 4 | 0 | 6-6 | 0 | 0 | 0 | 0 | 54 |
| Nov 1 | at Houston | 36 | 16 | 52 | 9.0-30 | 3.0-17 | 1 | 1-0 | 0-0 | 3 | 0 | 0 | 6-6 | 0 | 0 | 0 | 7 | 45 |
| Nov 2 | at USF | 30 | 12 | 42 | 7.0-34 | 4.0-26 | 0 | 0-0 | 0-0 | 2 | 2 | 0 | 7-7 | 0 | 0 | 0 | 0 | 49 |
| Nov 2 | CINCINNATI | 58 | 8 | 66 | 15.0-46 | 5.0-31 | 3 | 1-0 | 2-8 | 1 | 5 | 0 | 4-4 | 0 | 0 | 0 | 0 | 34 |
| Dec 0 | CINCINNATI | 43 | 22 | 65 | 2.0-7 | 1.0-2 | 1 | 1-0 | 1-0 | 5 | 1 | 0 | 2-2 | 0 | 0 | 0 | 3 | 29 |
| Opponents | | 576 | 274 | 850 | 91.0-332 | 32.0-199 | 9 | 8-51 | 10-53 | 51 | 38 | 4 | 62-63 | 1 | 0 | 1 | 47 | 527 |
| Opponents | | 599 | 253 | 852 | 90.0-289 | 21.0-126 | 14 | 9-158 | 9-210 | 21 | 35 | 2 | 32-33 | 1 | 2 | 0 | 39 | 317 |

| Date | Opponent | Punting | | | | | | | | | | Field Goals | | | Kickoffs | | | | |
|-----------|------------------|---------|------|------|------|------|----|----|-----|-----|--------|-------------|------|-----|----------|------|----|----|--|
| | | no. | yds | avg | long | blkd | tb | fc | 50+ | i20 | md-att | long | blkd | no. | yds | avg | tb | ob | |
| Aug 3 | OLE MISS | 6 | 263 | 43.8 | 61 | 0 | 2 | 0 | 1 | 1 | 0-0 | 0 | 0 | 3 | 195 | 65.0 | 2 | 0 | |
| Sep 0 | SOUTHERN | 1 | 54 | 54.0 | 54 | 0 | 0 | 0 | 1 | 1 | 2-2 | 49 | 0 | 10 | 544 | 54.4 | 5 | 0 | |
| Sep 1 | at South Alabama | 4 | 193 | 48.2 | 54 | 0 | 1 | 0 | 2 | 2 | 2-2 | 36 | 0 | 8 | 482 | 60.2 | 5 | 0 | |
| Sep 2 | NAVY | 4 | 176 | 44.0 | 48 | 0 | 0 | 0 | 0 | 1 | 0-1 | 0 | 0 | 6 | 384 | 64.0 | 5 | 0 | |
| Oct 05 | at ULM | 3 | 164 | 54.7 | 77 | 0 | 0 | 0 | 1 | 1 | 1-1 | 50 | 0 | 8 | 508 | 63.5 | 5 | 0 | |
| Oct 12 | at Temple | 2 | 80 | 40.0 | 43 | 0 | 0 | 1 | 0 | 1 | 0-0 | 0 | 0 | 5 | 318 | 63.6 | 2 | 0 | |
| Oct 18 | TULANE | 3 | 154 | 51.3 | 76 | 0 | 0 | 1 | 1 | 2 | 2-2 | 34 | 0 | 8 | 517 | 64.6 | 5 | 0 | |
| Oct 26 | at Tulsa | 3 | 113 | 37.7 | 50 | 0 | 0 | 0 | 1 | 1 | 0-1 | 0 | 0 | 7 | 430 | 61.4 | 5 | 0 | |
| Nov 0 | SMU | 2 | 97 | 48.5 | 51 | 0 | 0 | 1 | 1 | 1 | 4-4 | 50 | 0 | 10 | 623 | 62.3 | 4 | 0 | |
| Nov 1 | at Houston | 2 | 45 | 22.5 | 45 | 1 | 0 | 0 | 0 | 0 | 1-1 | 35 | 0 | 8 | 515 | 64.4 | 4 | 1 | |
| Nov 2 | at USF | 4 | 179 | 44.8 | 50 | 0 | 0 | 2 | 1 | 2 | 0-0 | 0 | 0 | 8 | 515 | 64.4 | 7 | 0 | |
| Nov 2 | CINCINNATI | 3 | 133 | 44.3 | 47 | 0 | 1 | 1 | 0 | 0 | 2-2 | 34 | 0 | 7 | 451 | 64.4 | 5 | 0 | |
| Dec 0 | CINCINNATI | 6 | 252 | 42.0 | 54 | 1 | 0 | 1 | 1 | 0 | 3-3 | 52 | 0 | 6 | 381 | 63.5 | 4 | 0 | |
| Opponents | | 43 | 1903 | 44.3 | 77 | 2 | 4 | 7 | 10 | 13 | 17-19 | 52 | 0 | 94 | 5863 | 62.4 | 58 | 1 | |
| Opponents | | 66 | 2780 | 42.1 | 65 | 2 | 3 | 15 | 13 | 19 | 17-24 | 49 | 2 | 67 | 3753 | 56.0 | 13 | 4 | |

2019 OPPONENT TEAM GAME-BY-GAME

OPPONENT STATISTICS

| Date | Opponent | Rushing | | | | Receiving | | | | Passing | | | | Kick Returns | | | | Punt Returns | | | | tot off | | |
|---------|------------------|---------|------|----|----|-----------|------|----|----|---------|-----|-----|------|--------------|----|-----|-----|--------------|----|-----|-----|---------|----|------|
| | | no. | yds | td | lg | no. | yds | td | lg | cmp | att | int | yds | td | lg | no. | yds | td | lg | no. | yds | | td | lg |
| Aug 31 | OLE MISS | 33 | 80 | 1 | 16 | 9 | 93 | 0 | 36 | 9 | 19 | 1 | 93 | 0 | 36 | 1 | 25 | 0 | 25 | 2 | 2 | 0 | 1 | 173 |
| Sep 07 | SOUTHERN | 39 | 168 | 1 | 29 | 8 | 90 | 1 | 36 | 8 | 19 | 0 | 90 | 1 | 36 | 1 | 9 | 0 | 9 | 0 | 0 | 0 | 0 | 258 |
| Sep 14 | at South Alabama | 39 | 101 | 0 | 20 | 9 | 147 | 1 | 74 | 9 | 26 | 1 | 147 | 1 | 74 | 2 | 28 | 0 | 17 | 1 | 3 | 0 | 3 | 248 |
| Sep 26 | NAVY | 66 | 291 | 2 | 41 | 6 | 82 | 1 | 47 | 6 | 13 | 1 | 82 | 1 | 47 | 1 | 15 | 0 | 15 | 3 | 28 | 0 | 17 | 373 |
| Oct 05 | at ULM | 44 | 256 | 2 | 45 | 24 | 319 | 2 | 36 | 24 | 45 | 1 | 319 | 2 | 36 | 3 | 41 | 0 | 18 | 1 | 3 | 0 | 3 | 575 |
| Oct 12 | at Temple | 48 | 193 | 1 | 24 | 24 | 263 | 2 | 38 | 24 | 37 | 0 | 263 | 2 | 38 | 3 | 61 | 0 | 25 | 0 | 0 | 0 | 0 | 456 |
| Oct 18 | TULANE | 34 | 146 | 1 | 41 | 15 | 187 | 1 | 32 | 15 | 29 | 3 | 187 | 1 | 32 | 3 | 53 | 0 | 21 | 1 | 1 | 0 | 1 | 333 |
| Oct 26 | at Tulsa | 61 | 275 | 4 | 40 | 23 | 309 | 1 | 36 | 23 | 40 | 0 | 309 | 1 | 36 | 1 | 20 | 0 | 20 | 0 | 0 | 0 | 0 | 584 |
| Nov 02 | SMU | 24 | 97 | 3 | 68 | 34 | 456 | 3 | 53 | 34 | 55 | 0 | 456 | 3 | 53 | 5 | 113 | 0 | 33 | 1 | 11 | 0 | 11 | 553 |
| Nov 16 | at Houston | 30 | 99 | 1 | 68 | 14 | 157 | 1 | 53 | 14 | 22 | 0 | 157 | 1 | 53 | 3 | 64 | 0 | 23 | 2 | 26 | 1 | 0 | 256 |
| Nov 23 | at USF | 31 | 126 | 1 | 47 | 6 | 44 | 0 | 32 | 6 | 19 | 0 | 44 | 0 | 32 | 1 | 21 | 0 | 21 | 1 | 0 | 0 | 0 | 170 |
| Nov 29 | CINCINNATI | 45 | 178 | 2 | 39 | 20 | 229 | 1 | 51 | 20 | 32 | 2 | 229 | 1 | 51 | 2 | 35 | 0 | 21 | 1 | 18 | 0 | 18 | 407 |
| Dec 07 | CINCINNATI | 39 | 221 | 3 | 39 | 16 | 233 | 0 | 32 | 16 | 37 | 1 | 233 | 0 | 32 | 2 | 41 | 0 | 24 | 3 | 15 | 0 | 9 | 454 |
| | | 533 | 2231 | 22 | 68 | 208 | 2609 | 14 | 74 | 208 | 393 | 1 | 2609 | 14 | 74 | 28 | 526 | 0 | 33 | 16 | 107 | 1 | 18 | 4840 |
| Memphis | | 518 | 2551 | 29 | 78 | 248 | 3698 | 33 | 73 | 248 | 388 | 9 | 3698 | 33 | 73 | 45 | 119 | 3 | 99 | 24 | 188 | 1 | 27 | 6249 |

Games: 13 • Avg/rush: 4.2 • Avg/catch: 12.5 • Pass effic: 115.36 • KR avg: 18.8 • PR avg: 6.7 • All purpose avg/game: 437.2 • Tot

| Date | Opponent | Tackles | | | | Sacks | Fumble | | Pass Defense | | | blkd kick | PAT Attempts | | | off | | | | | | | |
|---------|------------------|---------|-----|-------|----------|----------|--------|-------|--------------|---------|-----|-----------|--------------|------|------|-----|-----|-----|-----|---|---|---|----|
| | | ua | a | total | tfl-yds | | no-yds | ff | fr-yds | int-yds | qbh | | brup | kick | rush | rcv | saf | t/o | pts | | | | |
| Aug 3 | OLE MISS | 67 | 10 | 77 | 8.0-22 | 2.0-9 | 1 | 0-0 | 1-4 | 3 | 3 | 0 | 1-1 | 0 | 0 | 0 | 0 | 0 | 0 | 0 | 0 | 0 | 10 |
| Sep 0 | SOUTHERN | 60 | 6 | 66 | 9.0-25 | 1.0-8 | 1 | 1-74 | 0-0 | 0 | 3 | 0 | 3-3 | 0 | 0 | 0 | 0 | 7 | 24 | | | | |
| Sep 1 | at South Alabama | 41 | 33 | 74 | 9.0-22 | 1.0-5 | 0 | 1-30 | 1-0 | 1 | 1 | 0 | 0-0 | 0 | 0 | 0 | 0 | 0 | 6 | | | | |
| Sep 2 | NAVY | 33 | 6 | 39 | 8.0-46 | 3.0-23 | 2 | 1-3 | 0-0 | 1 | 0 | 0 | 2-3 | 0 | 0 | 0 | 7 | 23 | | | | | |
| Oct 05 | at ULM | 27 | 32 | 59 | 3.0-14 | 2.0-10 | 2 | 1-0 | 1-35 | 1 | 3 | 0 | 3-3 | 0 | 0 | 0 | 0 | 33 | | | | | |
| Oct 12 | at Temple | 48 | 16 | 64 | 8.0-35 | 3.0-16 | 3 | 3-45 | 1-0 | 3 | 5 | 0 | 3-3 | 0 | 0 | 0 | 16 | 30 | | | | | |
| Oct 18 | TULANE | 43 | 20 | 63 | 6.0-12 | 0.0-0 | 0 | 0-0 | 0-0 | 1 | 1 | 0 | 2-2 | 0 | 0 | 0 | 0 | 17 | | | | | |
| Oct 26 | at Tulsa | 31 | 38 | 69 | 3.0-3 | 0.0-0 | 2 | 2-6 | 0-0 | 3 | 4 | 0 | 5-5 | 0 | 0 | 0 | 3 | 41 | | | | | |
| Nov 0 | SMU | 45 | 12 | 57 | 9.0-26 | 4.0-17 | 1 | 0-0 | 0-0 | 3 | 5 | 0 | 3-3 | 1 | 2 | 0 | 0 | 48 | | | | | |
| Nov 1 | at Houston | 37 | 42 | 79 | 5.0-15 | 1.0-7 | 0 | 0-0 | 1-9 | 2 | 3 | 1 | 3-3 | 0 | 0 | 0 | 3 | 27 | | | | | |
| Nov 2 | at USF | 64 | 16 | 80 | 7.0-21 | 1.0-11 | 0 | 0-0 | 2-92 | 1 | 2 | 0 | 1-1 | 0 | 0 | 0 | 3 | 10 | | | | | |
| Nov 2 | CINCINNATI | 46 | 12 | 58 | 6.0-16 | 1.0-1 | 1 | 0-0 | 1-0 | 1 | 1 | 0 | 3-3 | 0 | 0 | 0 | 0 | 24 | | | | | |
| Dec 0 | CINCINNATI | 57 | 10 | 67 | 9.0-32 | 2.0-19 | 1 | 0-0 | 1-70 | 1 | 4 | 1 | 3-3 | 0 | 0 | 0 | 0 | 24 | | | | | |
| | | 599 | 253 | 852 | 90.0-289 | 21.0-126 | 14 | 9-158 | 9-210 | 21 | 35 | 2 | 32-33 | 1 | 2 | 0 | 39 | 317 | | | | | |
| Memphis | | 576 | 274 | 850 | 91.0-332 | 32.0-199 | 9 | 8-51 | 10-53 | 51 | 38 | 4 | 62-63 | 1 | 0 | 1 | 47 | 527 | | | | | |

| Date | Opponent | Punting | | | | | | | | | Field Goals | | | Kickoffs | | | | |
|---------|------------------|---------|------|------|------|------|----|----|-----|-----|-------------|------|------|----------|------|------|----|----|
| | | no. | yds | avg | long | blkd | tb | fc | 50+ | i20 | md-att | long | blkd | no. | yds | avg | tb | ob |
| Aug 3 | OLE MISS | 5 | 234 | 46.8 | 54 | 0 | 0 | 1 | 2 | 1 | 1-2 | 35 | 0 | 4 | 248 | 62.0 | 0 | 1 |
| Sep 0 | SOUTHERN | 7 | 204 | 29.1 | 49 | 2 | 0 | 0 | 0 | 1 | 1-1 | 34 | 0 | 5 | 221 | 44.2 | 0 | 1 |
| Sep 1 | at South Alabama | 7 | 292 | 41.7 | 49 | 0 | 0 | 2 | 0 | 3 | 0-0 | 0 | 0 | 2 | 122 | 61.0 | 0 | 0 |
| Sep 2 | NAVY | 4 | 181 | 45.2 | 52 | 0 | 1 | 0 | 2 | 0 | 1-2 | 49 | 0 | 5 | 312 | 62.4 | 1 | 0 |
| Oct 05 | at ULM | 2 | 90 | 45.0 | 48 | 0 | 0 | 2 | 0 | 1 | 2-3 | 35 | 1 | 7 | 455 | 65.0 | 4 | 0 |
| Oct 12 | at Temple | 4 | 162 | 40.5 | 47 | 0 | 0 | 1 | 0 | 2 | 3-3 | 44 | 0 | 7 | 449 | 64.1 | 7 | 0 |
| Oct 18 | TULANE | 5 | 196 | 39.2 | 51 | 0 | 1 | 2 | 1 | 1 | 1-1 | 31 | 0 | 4 | 253 | 63.2 | 0 | 0 |
| Oct 26 | at Tulsa | 3 | 140 | 46.7 | 55 | 0 | 1 | 0 | 1 | 1 | 2-5 | 32 | 1 | 8 | 449 | 56.1 | 0 | 0 |
| Nov 0 | SMU | 6 | 207 | 34.5 | 42 | 0 | 0 | 1 | 0 | 2 | 1-1 | 23 | 0 | 6 | 309 | 51.5 | 0 | 0 |
| Nov 1 | at Houston | 4 | 193 | 48.2 | 57 | 0 | 0 | 0 | 2 | 3 | 2-2 | 38 | 0 | 6 | 268 | 44.7 | 0 | 2 |
| Nov 2 | at USF | 9 | 464 | 51.6 | 65 | 0 | 0 | 1 | 4 | 1 | 1-2 | 37 | 0 | 3 | 120 | 40.0 | 0 | 0 |
| Nov 2 | CINCINNATI | 4 | 180 | 45.0 | 52 | 0 | 0 | 2 | 1 | 0 | 1-1 | 30 | 0 | 5 | 258 | 51.6 | 0 | 0 |
| Dec 0 | CINCINNATI | 6 | 237 | 39.5 | 47 | 0 | 0 | 3 | 0 | 3 | 1-1 | 33 | 0 | 5 | 289 | 57.8 | 1 | 0 |
| | | 66 | 2780 | 42.1 | 65 | 2 | 3 | 15 | 13 | 19 | 17-24 | 49 | 2 | 67 | 3753 | 56.0 | 13 | 4 |
| Memphis | | 43 | 1903 | 44.3 | 77 | 2 | 4 | 7 | 10 | 13 | 17-19 | 52 | 0 | 94 | 5863 | 62.4 | 58 | 1 |

2019 INDIVIDUAL GAME HIGHS

| | | |
|---------------------|------|---|
| Rushes | 27 | TAYLOR, Patrick vs Ole Miss (Aug 31, 2019) |
| Yards Rushing | 209 | GAINWELL, K. at ULM (Oct 05, 2019) |
| TD Rushes | 3 | GAINWELL, K. at Tulsa (Oct 26, 2019) |
| | 3 | TAYLOR, Patrick at USF (Nov 23, 2019) |
| Long Rush | 78 | GIBSON, Antonio vs SMU (Nov 02, 2019) |
| Pass attempts | 43 | WHITE, Brady at Temple (Oct 12, 2019) |
| Pass completions | 28 | WHITE, Brady at Temple (Oct 12, 2019) |
| Yards Passing | 363 | WHITE, Brady at Temple (Oct 12, 2019) |
| TD Passes | 5 | WHITE, Brady vs Tulane (Oct 18, 2019) |
| | 5 | WHITE, Brady at Houston (Nov 16, 2019) |
| Long Pass | 73 | WHITE, Brady vs Navy (Sep 26, 2019) |
| Receptions | 9 | GAINWELL, K. vs Tulane (Oct 18, 2019) |
| | 9 | COXIE, Damonte vs Cincinnati (Dec 07, 2019) |
| Yards Receiving | 203 | GAINWELL, K. vs Tulane (Oct 18, 2019) |
| TD Receptions | 2 | GAINWELL, K. vs Tulane (Oct 18, 2019) |
| | 2 | AUSTIN III, C. vs Tulane (Oct 18, 2019) |
| | 2 | COXIE, Damonte vs SMU (Nov 02, 2019) |
| | 2 | COXIE, Damonte at Houston (Nov 16, 2019) |
| Long Reception | 73 | GIBSON, Antonio vs Navy (Sep 26, 2019) |
| Field Goals | 4 | PATTERSON, R. vs SMU (Nov 02, 2019) |
| Long Field Goal | 52 | PATTERSON, R. vs Cincinnati (Dec 07, 2019) |
| Punts | 6 | WILLIAMS, Adam vs Ole Miss (Aug 31, 2019) |
| Punting Avg | 54.7 | WILLIAMS, Adam at ULM (Oct 05, 2019) |
| Long Punt | 77 | WILLIAMS, Adam at ULM (Oct 05, 2019) |
| Punts inside 20 | 2 | WILLIAMS, Adam at South Alabama (Sep 14, 2019) |
| | 2 | WILLIAMS, Adam vs Tulane (Oct 18, 2019) |
| | 2 | WILLIAMS, Adam at USF (Nov 23, 2019) |
| Long Punt Return | 27 | BROWN, Keith vs Southern (Sep 07, 2019) |
| Long Kickoff Return | 99 | ROGERS, Gabriel vs Navy (Sep 26, 2019) |
| Tackles | 13 | HALL, Austin at Tulsa (Oct 26, 2019) |
| Sacks | 2.0 | CLEMONS, Jalil vs SMU (Nov 02, 2019) |
| | 2.0 | PICKENS, Thomas at Houston (Nov 16, 2019) |
| | 2.0 | HUFF, Bryce vs Cincinnati (Nov 29, 2019) |
| | 2.0 | DORCEUS, Joseph vs Cincinnati (Nov 29, 2019) |
| Tackles For Loss | 4.0 | DORCEUS, Joseph at ULM (Oct 05, 2019) |
| | 4.0 | DORCEUS, Joseph vs Cincinnati (Nov 29, 2019) |
| Interceptions | 1 | JOHNSON, Q. vs Ole Miss (Aug 31, 2019) |
| | 1 | CULLENS, Xavier at South Alabama (Sep 14, 2019) |
| | 1 | BLAKE, Sanchez vs Navy (Sep 26, 2019) |
| | 1 | THOMAS, L. at ULM (Oct 05, 2019) |
| | 1 | JOHNSON, Q. vs Tulane (Oct 18, 2019) |
| | 1 | HALL, Austin vs Tulane (Oct 18, 2019) |
| | 1 | PICKENS, Thomas vs Tulane (Oct 18, 2019) |
| | 1 | FRANCIS, Jacobi vs Cincinnati (Nov 29, 2019) |
| | 1 | BLAKE, Sanchez vs Cincinnati (Nov 29, 2019) |
| | 1 | CLAYBROOKS, C. vs Cincinnati (Dec 07, 2019) |

2019 TEAM GAME HIGHS

| | | |
|------------------|------|---------------------------------|
| Rushes | 58 | at USF (Nov 23, 2019) |
| Yards Rushing | 325 | at USF (Nov 23, 2019) |
| Yards Per Rush | 7.9 | at ULM (Oct 05, 2019) |
| TD Rushes | 5 | at USF (Nov 23, 2019) |
| Pass attempts | 44 | at Temple (Oct 12, 2019) |
| Pass completions | 28 | at Temple (Oct 12, 2019) |
| Yards Passing | 398 | vs Southern (Sep 07, 2019) |
| Yards Per Pass | 14.2 | vs Southern (Sep 07, 2019) |
| TD Passes | 5 | vs Tulane (Oct 18, 2019) |
| | 5 | at Houston (Nov 16, 2019) |
| Total Plays | 89 | at USF (Nov 23, 2019) |
| Total Offense | 575 | vs Southern (Sep 07, 2019) |
| Yards Per Play | 8.9 | at ULM (Oct 05, 2019) |
| Points | 55 | vs Southern (Sep 07, 2019) |
| Sacks By | 5 | vs Cincinnati (Nov 29, 2019) |
| First Downs | 31 | at USF (Nov 23, 2019) |
| Penalties | 16 | vs SMU (Nov 02, 2019) |
| Penalty Yards | 134 | vs SMU (Nov 02, 2019) |
| Turnovers | 4 | at Temple (Oct 12, 2019) |
| Interceptions By | 3 | vs Tulane (Oct 18, 2019) |
| Punts | 6 | vs Ole Miss (Aug 31, 2019) |
| | 6 | vs Cincinnati (Dec 07, 2019) |
| Punting Avg | 54.7 | at ULM (Oct 05, 2019) |
| Long Punt | 77 | at ULM (Oct 05, 2019) |
| Punts inside 20 | 2 | at South Alabama (Sep 14, 2019) |
| | 2 | vs Tulane (Oct 18, 2019) |
| | 2 | at USF (Nov 23, 2019) |
| Long Punt Return | 27 | vs Southern (Sep 07, 2019) |

2019 OPPONENT INDIVIDUAL GAME HIGHS

| | | |
|---------------------|------|---|
| Rushes | 36 | BROOKS, S., at Tulsa (Oct 26, 2019) |
| Yards Rushing | 156 | BROOKS, S., at Tulsa (Oct 26, 2019) |
| TD Rushes | 3 | TAYLOR II, C., at Tulsa (Oct 26, 2019) |
| Long Rush | 68 | FREEMAN, Ke'Mon, vs SMU (Nov 02, 2019) |
| | 68 | TUNE, Clayton, at Houston (Nov 16, 2019) |
| Pass attempts | 54 | BUECHELE, Shane, vs SMU (Nov 02, 2019) |
| Pass completions | 34 | BUECHELE, Shane, vs SMU (Nov 02, 2019) |
| Yards Passing | 456 | BUECHELE, Shane, vs SMU (Nov 02, 2019) |
| TD Passes | 3 | BUECHELE, Shane, vs SMU (Nov 02, 2019) |
| Long Pass | 74 | Morton, Tylan, at South Alabama (Sep 14, 2019) |
| Receptions | 13 | PROCHE, James, vs SMU (Nov 02, 2019) |
| Yards Receiving | 149 | PROCHE, James, vs SMU (Nov 02, 2019) |
| TD Receptions | 2 | Pederson, Josh, at ULM (Oct 05, 2019) |
| | 2 | GRANSON, Kylan, vs SMU (Nov 02, 2019) |
| Long Reception | 74 | Baker, Kawaan, at South Alabama (Sep 14, 2019) |
| Field Goals | 3 | MOBLEY, Will, at Temple (Oct 12, 2019) |
| Long Field Goal | 49 | NICHOLS, Bijan, vs Navy (Sep 26, 2019) |
| Punts | 9 | SCHNEIDER, T, at USF (Nov 23, 2019) |
| Punting Avg | 51.6 | SCHNEIDER, T, at USF (Nov 23, 2019) |
| Long Punt | 65 | SCHNEIDER, T, at USF (Nov 23, 2019) |
| Punts inside 20 | 3 | Brooks, Jack, at South Alabama (Sep 14, 2019) |
| | 3 | ROY, Dane, at Houston (Nov 16, 2019) |
| | 3 | SMITH, James, vs Cincinnati (Dec 07, 2019) |
| Long Punt Return | 18 | MONTGOMERY, R., vs Cincinnati (Nov 29, 2019) |
| Long Kickoff Return | 33 | SANDERS, CJ, vs SMU (Nov 02, 2019) |
| Tackles | 13 | MIMS, Andrew, at USF (Nov 23, 2019) |
| Sacks | 2.0 | Louis, Donald, at ULM (Oct 05, 2019) |
| Tackles For Loss | 3.0 | Lewis, J., vs Southern (Sep 07, 2019) |
| | 3.0 | SPRINGER, Jacob, vs Navy (Sep 26, 2019) |
| | 3.0 | MCBRYDE, R., vs SMU (Nov 02, 2019) |
| Interceptions | 1 | Benito Jones, vs Ole Miss (Aug 31, 2019) |
| | 1 | Gallmon, Keith, at South Alabama (Sep 14, 2019) |
| | 1 | Hawley, Austin, at ULM (Oct 05, 2019) |
| | 1 | HAND, Harrison, at Temple (Oct 12, 2019) |
| | 1 | KIRVEN, Zamar, at Houston (Nov 16, 2019) |
| | 1 | EVANS, Daquan, at USF (Nov 23, 2019) |
| | 1 | SAILS, KJ, at USF (Nov 23, 2019) |
| | 1 | GARDNER, Ahmad, vs Cincinnati (Nov 29, 2019) |
| | 1 | HICKS, Ja'Von, vs Cincinnati (Dec 07, 2019) |

2019 OPPONENT TEAM GAME HIGHS

| | | |
|------------------|------|---------------------------------|
| Rushes | 66 | vs Navy (Sep 26, 2019) |
| Yards Rushing | 291 | vs Navy (Sep 26, 2019) |
| Yards Per Rush | 5.8 | at ULM (Oct 05, 2019) |
| TD Rushes | 4 | at Tulsa (Oct 26, 2019) |
| Pass attempts | 55 | vs SMU (Nov 02, 2019) |
| Pass completions | 34 | vs SMU (Nov 02, 2019) |
| Yards Passing | 456 | vs SMU (Nov 02, 2019) |
| Yards Per Pass | 8.3 | vs SMU (Nov 02, 2019) |
| TD Passes | 3 | vs SMU (Nov 02, 2019) |
| Total Plays | 101 | at Tulsa (Oct 26, 2019) |
| Total Offense | 584 | at Tulsa (Oct 26, 2019) |
| Yards Per Play | 7.0 | vs SMU (Nov 02, 2019) |
| Points | 48 | vs SMU (Nov 02, 2019) |
| Sacks By | 4 | vs SMU (Nov 02, 2019) |
| First Downs | 33 | at Tulsa (Oct 26, 2019) |
| Penalties | 11 | at ULM (Oct 05, 2019) |
| | 11 | vs SMU (Nov 02, 2019) |
| | 11 | vs Cincinnati (Dec 07, 2019) |
| Penalty Yards | 114 | at ULM (Oct 05, 2019) |
| Turnovers | 3 | at South Alabama (Sep 14, 2019) |
| | 3 | vs Tulane (Oct 18, 2019) |
| | 3 | vs Cincinnati (Nov 29, 2019) |
| Interceptions By | 2 | at USF (Nov 23, 2019) |
| Punts | 9 | at USF (Nov 23, 2019) |
| Punting Avg | 51.6 | at USF (Nov 23, 2019) |
| Long Punt | 65 | at USF (Nov 23, 2019) |
| Punts inside 20 | 3 | at South Alabama (Sep 14, 2019) |
| | 3 | at Houston (Nov 16, 2019) |
| | 3 | vs Cincinnati (Dec 07, 2019) |
| Long Punt Return | 18 | vs Cincinnati (Nov 29, 2019) |

2019 RED ZONE STATISTICS

Memphis Inside Opponent Red-Zone

| Date | Opponent | Score | Times In RZ | Times Score | Total Pts | Rush TDs | Pass TDs | FGs Made | Failed to score inside RZ | | | | | | |
|-------------|------------------|---------|----------------|----------------|--------------|-------------|-------------|-------------|---------------------------|-----|-----|-----|------|-----|---|
| | | | | | | | | | FGA | Dow | Int | Fum | Half | Gam | |
| Aug 31, 201 | OLE MISS | 15-10 | 3 | 2 | 13 | 2 | 2 | 0 | 0 | 0 | 0 | 0 | 0 | 1 | 0 |
| Sep 07, 201 | SOUTHERN | 55-24 | 6 | 4 | 24 | 3 | 3 | 0 | 1 | 0 | 0 | 0 | 1 | 1 | 0 |
| Sep 14, 201 | at South Alabama | 42-6 | 6 | 6 | 33 | 4 | 1 | 3 | 2 | 0 | 0 | 0 | 0 | 0 | 0 |
| Sep 26, 201 | NAVY | 35-23 | 2 | 1 | 7 | 1 | 0 | 1 | 0 | 0 | 0 | 0 | 1 | 0 | 0 |
| Oct 05, 201 | at ULM | 52-33 | 4 | 3 | 22 | 3 | 1 | 2 | 0 | 0 | 1 | 0 | 0 | 0 | 0 |
| Oct 12, 201 | at Temple | L 28-30 | 3 | 2 | 14 | 2 | 0 | 2 | 0 | 0 | 0 | 0 | 1 | 0 | 0 |
| Oct 18, 201 | TULANE | 47-17 | 5 | 5 | 26 | 3 | 1 | 2 | 2 | 0 | 0 | 0 | 0 | 0 | 0 |
| Oct 26, 201 | at Tulsa | 42-41 | 5 | 4 | 28 | 4 | 3 | 1 | 0 | 1 | 0 | 0 | 0 | 0 | 0 |
| Nov 02, 201 | SMU | 54-48 | 4 | 3 | 13 | 1 | 1 | 0 | 2 | 0 | 1 | 0 | 0 | 0 | 0 |
| Nov 16, 201 | at Houston | 45-27 | 5 | 5 | 31 | 4 | 1 | 3 | 1 | 0 | 0 | 0 | 0 | 0 | 0 |
| Nov 23, 201 | at USF | 49-10 | 5 | 4 | 28 | 4 | 4 | 0 | 0 | 0 | 0 | 1 | 0 | 0 | 0 |
| Nov 29, 201 | CINCINNATI | 34-24 | 4 | 3 | 13 | 1 | 0 | 1 | 2 | 0 | 1 | 0 | 0 | 0 | 0 |
| Dec 07, 201 | CINCINNATI | 29-24 | 3 | 3 | 16 | 2 | 1 | 1 | 1 | 0 | 0 | 0 | 0 | 0 | 0 |
| Totals | | | 55 | 45 | 268 | 34 | 18 | 16 | 11 | 1 | 3 | 1 | 3 | 2 | 0 |

45 of 55 (81.8%)

Opponents Inside Memphis Red-Zone

| Date | Opponent | Score | Times In RZ | Times Score | Total Pts | Rush TDs | Pass TDs | FGs Made | Failed to score inside RZ | | | | | | |
|-------------|------------------|---------|----------------|----------------|--------------|-------------|-------------|-------------|---------------------------|-----|-----|-----|------|-----|---|
| | | | | | | | | | FGA | Dow | Int | Fum | Half | Gam | |
| Aug 31, 201 | OLE MISS | 15-10 | 2 | 2 | 10 | 1 | 1 | 0 | 1 | 0 | 0 | 0 | 0 | 0 | 0 |
| Sep 07, 201 | SOUTHERN | 55-24 | 3 | 3 | 17 | 2 | 1 | 1 | 1 | 0 | 0 | 0 | 0 | 0 | 0 |
| Sep 14, 201 | at South Alabama | 42-6 | 0 | 0 | 0 | 0 | 0 | 0 | 0 | 0 | 0 | 0 | 0 | 0 | 0 |
| Sep 26, 201 | NAVY | 35-23 | 3 | 3 | 20 | 3 | 2 | 1 | 0 | 0 | 0 | 0 | 0 | 0 | 0 |
| Oct 05, 201 | at ULM | 52-33 | 5 | 4 | 20 | 2 | 1 | 1 | 2 | 0 | 1 | 0 | 0 | 0 | 0 |
| Oct 12, 201 | at Temple | L 28-30 | 6 | 5 | 27 | 3 | 1 | 2 | 2 | 0 | 0 | 0 | 1 | 0 | 0 |
| Oct 18, 201 | TULANE | 47-17 | 2 | 2 | 10 | 1 | 1 | 0 | 1 | 0 | 0 | 0 | 0 | 0 | 0 |
| Oct 26, 201 | at Tulsa | 42-41 | 6 | 5 | 27 | 3 | 2 | 1 | 2 | 1 | 0 | 0 | 0 | 0 | 0 |
| Nov 02, 201 | SMU | 54-48 | 5 | 5 | 32 | 4 | 2 | 2 | 1 | 0 | 0 | 0 | 0 | 0 | 0 |
| Nov 16, 201 | at Houston | 45-27 | 2 | 2 | 6 | 0 | 0 | 0 | 2 | 0 | 0 | 0 | 0 | 0 | 0 |
| Nov 23, 201 | at USF | 49-10 | 2 | 2 | 10 | 1 | 1 | 0 | 1 | 0 | 0 | 0 | 0 | 0 | 0 |
| Nov 29, 201 | CINCINNATI | 34-24 | 5 | 4 | 24 | 3 | 2 | 1 | 1 | 0 | 1 | 0 | 0 | 0 | 0 |
| Dec 07, 201 | CINCINNATI | 29-24 | 4 | 4 | 24 | 3 | 3 | 0 | 1 | 0 | 0 | 0 | 0 | 0 | 0 |
| Totals | | | 45 | 41 | 227 | 26 | 17 | 9 | 15 | 1 | 2 | 0 | 1 | 0 | 0 |

41 of 45 (91.1%)

BY QUARTER STATISTICS

3rd-Down Conversions

| Date | Opponent | Score | Overall | 1st Qtr | 2nd Qtr | 3rd Qtr | 4th Qtr | Overtime |
|-------------|------------------|---------|------------|------------|------------|------------|------------|----------|
| Aug 31, 201 | OLE MISS | 15-10 | 6-17 35.3 | 1-3 33.3 | 2-6 33.3 | 1-3 33.3 | 2-5 40.0 | |
| Sep 07, 201 | SOUTHERN | 55-24 | 8-16 50.0 | 1-3 33.3 | 1-2 50.0 | 3-6 50.0 | 3-5 60.0 | |
| Sep 14, 201 | at South Alabama | 42-6 | 7-15 46.7 | 0-2 0.0 | 2-4 50.0 | 3-4 75.0 | 2-5 40.0 | |
| Sep 26, 201 | NAVY | 35-23 | 4-10 40.0 | 0-1 0.0 | 0-2 0.0 | 1-2 50.0 | 3-5 60.0 | |
| Oct 05, 201 | at ULM | 52-33 | 2-8 25.0 | 0-1 0.0 | 1-1 100.0 | 1-3 33.3 | 0-3 0.0 | |
| Oct 12, 201 | at Temple | L 28-30 | 7-12 58.3 | 1-2 50.0 | 1-2 50.0 | 4-5 80.0 | 1-3 33.3 | |
| Oct 18, 201 | TULANE | 47-17 | 6-13 46.2 | 1-3 33.3 | 4-4 100.0 | 0-3 0.0 | 1-3 33.3 | |
| Oct 26, 201 | at Tulsa | 42-41 | 4-10 40.0 | 2-4 50.0 | 2-3 66.7 | 0-2 0.0 | 0-1 0.0 | |
| Nov 02, 201 | SMU | 54-48 | 8-17 47.1 | 3-4 75.0 | 3-6 50.0 | 2-4 50.0 | 0-3 0.0 | |
| Nov 16, 201 | at Houston | 45-27 | 9-13 69.2 | 1-2 50.0 | 2-2 100.0 | 2-3 66.7 | 4-6 66.7 | |
| Nov 23, 201 | at USF | 49-10 | 9-16 56.2 | 0-4 0.0 | 5-5 100.0 | 2-3 66.7 | 2-4 50.0 | |
| Nov 29, 201 | CINCINNATI | 34-24 | 5-12 41.7 | 1-2 50.0 | 0-2 0.0 | 1-4 25.0 | 3-4 75.0 | |
| Dec 07, 201 | CINCINNATI | 29-24 | 7-18 38.9 | 1-4 25.0 | 1-6 16.7 | 4-5 80.0 | 1-3 33.3 | |
| | Memphis | | 82-17 46.3 | 12-35 34.3 | 24-45 53.3 | 24-47 51.1 | 22-50 44.0 | 0-0 0.0 |
| | Opponents | | 76-19 38.6 | 23-57 40.4 | 24-52 46.2 | 12-41 29.3 | 17-47 36.2 | 0-0 0.0 |

4th-Down Conversions

| Date | Opponent | Score | Overall | 1st Qtr | 2nd Qtr | 3rd Qtr | 4th Qtr | Overtime |
|-------------|------------------|---------|------------|-----------|-----------|-----------|-----------|----------|
| Aug 31, 201 | OLE MISS | 15-10 | 3-5 60.0 | 0-0 0.0 | 1-2 50.0 | 0-1 0.0 | 2-2 100.0 | |
| Sep 07, 201 | SOUTHERN | 55-24 | 3-3 100.0 | 0-0 0.0 | 0-0 0.0 | 1-1 100.0 | 2-2 100.0 | |
| Sep 14, 201 | at South Alabama | 42-6 | 1-1 100.0 | 0-0 0.0 | 1-1 100.0 | 0-0 0.0 | 0-0 0.0 | |
| Sep 26, 201 | NAVY | 35-23 | 0-0 0.0 | 0-0 0.0 | 0-0 0.0 | 0-0 0.0 | 0-0 0.0 | |
| Oct 05, 201 | at ULM | 52-33 | 0-1 0.0 | 0-0 0.0 | 0-0 0.0 | 0-0 0.0 | 0-1 0.0 | |
| Oct 12, 201 | at Temple | L 28-30 | 0-3 0.0 | 0-0 0.0 | 0-0 0.0 | 0-1 0.0 | 0-2 0.0 | |
| Oct 18, 201 | TULANE | 47-17 | 2-2 100.0 | 2-2 100.0 | 0-0 0.0 | 0-0 0.0 | 0-0 0.0 | |
| Oct 26, 201 | at Tulsa | 42-41 | 2-3 66.7 | 0-0 0.0 | 1-1 100.0 | 0-1 0.0 | 1-1 100.0 | |
| Nov 02, 201 | SMU | 54-48 | 1-2 50.0 | 0-1 0.0 | 0-0 0.0 | 1-1 100.0 | 0-0 0.0 | |
| Nov 16, 201 | at Houston | 45-27 | 0-0 0.0 | 0-0 0.0 | 0-0 0.0 | 0-0 0.0 | 0-0 0.0 | |
| Nov 23, 201 | at USF | 49-10 | 2-2 100.0 | 1-1 100.0 | 0-0 0.0 | 0-0 0.0 | 1-1 100.0 | |
| Nov 29, 201 | CINCINNATI | 34-24 | 0-1 0.0 | 0-0 0.0 | 0-0 0.0 | 0-1 0.0 | 0-0 0.0 | |
| Dec 07, 201 | CINCINNATI | 29-24 | 0-1 0.0 | 0-0 0.0 | 0-1 0.0 | 0-0 0.0 | 0-0 0.0 | |
| | Memphis | | 14-24 58.3 | 3-4 75.0 | 3-5 60.0 | 2-6 33.3 | 6-9 66.7 | 0-0 0.0 |
| | Opponents | | 15-29 51.7 | 3-3 100.0 | 3-4 75.0 | 4-9 44.4 | 5-13 38.5 | 0-0 0.0 |

Time of Possession

| Date | Opponent | Score | Overall | 1st Qtr | 2nd Qtr | 3rd Qtr | 4th Qtr | Overtime |
|-------------|------------------|---------|---------|---------|---------|---------|---------|----------|
| Aug 31, 201 | OLE MISS | 15-10 | 38:41 | 9:16 | 10:20 | 7:21 | 11:44 | |
| Sep 07, 201 | SOUTHERN | 55-24 | 30:58 | 4:54 | 2:41 | 11:05 | 12:18 | |
| Sep 14, 201 | at South Alabama | 42-6 | 31:53 | 5:47 | 7:31 | 7:25 | 11:10 | |
| Sep 26, 201 | NAVY | 35-23 | 21:21 | 2:01 | 5:07 | 6:18 | 7:55 | |
| Oct 05, 201 | at ULM | 52-33 | 26:06 | 5:34 | 8:14 | 6:54 | 5:24 | |
| Oct 12, 201 | at Temple | L 28-30 | 27:04 | 5:32 | 4:24 | 9:43 | 7:25 | |
| Oct 18, 201 | TULANE | 47-17 | 34:10 | 6:46 | 10:05 | 8:54 | 8:25 | |
| Oct 26, 201 | at Tulsa | 42-41 | 23:55 | 8:05 | 7:49 | 4:26 | 3:35 | |
| Nov 02, 201 | SMU | 54-48 | 32:59 | 8:24 | 8:54 | 7:30 | 8:11 | |
| Nov 16, 201 | at Houston | 45-27 | 32:30 | 8:17 | 4:08 | 7:56 | 12:09 | |
| Nov 23, 201 | at USF | 49-10 | 38:12 | 9:09 | 9:43 | 7:46 | 11:34 | |
| Nov 29, 201 | CINCINNATI | 34-24 | 25:52 | 6:07 | 4:57 | 5:49 | 8:59 | |
| Dec 07, 201 | CINCINNATI | 29-24 | 31:02 | 7:09 | 7:15 | 10:09 | 6:29 | |
| | Memphis | Total | 394:43 | 87:01 | 91:08 | 101:16 | 115:18 | 0:00 |
| | | Avg. | 30:21 | 6:41 | 7:00 | 7:47 | 8:52 | 0:00 |
| | Opponents | Total | 385:38 | 107:59 | 103:52 | 94:05 | 79:42 | 0:00 |
| | | Avg. | 29:39 | 8:18 | 7:59 | 7:14 | 6:07 | 0:00 |



#8 CONNOR ADAIR | QUARTERBACK

R-SOPHOMORE | 1L | 6-4 | 191

TRUSSVILLE, ALA.

HEWITT-TRUSSVILLE HS

MAJOR: MARKETING MANAGEMENT

CAREER

Member of the team for three seasons ... Saw first season of on-field action in 2018 after redshirting in 2017 ... Has played in seven games and is 11-of-17 passing for 126 yards ... Has one passing TD and a rushing TD ... Has two years of eligibility remaining.

HONORS (ACADEMIC/ATHLETIC)

2017-18 AAC All-Academic Team ... Tiger 3.0 Club for 2017 fall and 2019 spring semesters ... 2017 Glenn Jones Offensive Scout Team Player of the Year.

CAREER HIGHS

Pass Completions 6, vs Southern, Sept. 7, 2019
 Pass Attempts 7, vs Southern, Sept. 7, 2019
 Passing Yards 61, vs Southern, Sept. 7, 2019
 Passing Touchdowns 1, vs UConn, Oct. 6, 2018
 Long Passing Play 26, at Houston, Nov. 16, 2019
 Rushing Yards 22, at USF, Nov. 23, 2019
 Rushing Touchdowns 1, at USF, Nov. 23, 2019

PASSING

| YEAR | GP/GS | COMP | ATT | INT | YARDS | TD | LONG | PCT | AVG/P | AVG/G |
|--------------|------------|-----------|-----------|----------|------------|----------|-----------|------------|------------|-------------|
| 2018 | 2/0 | 1 | 2 | 0 | 17 | 1 | 17 | .50 | 8.5 | 8.5 |
| 2019 | 5/0 | 10 | 15 | 0 | 109 | 0 | 26 | .67 | 7.3 | 21.8 |
| TOTAL | 7/0 | 11 | 17 | 0 | 126 | 1 | 26 | .65 | 7.4 | 18.0 |

RUSHING

| YEAR | GP/GS | ATT | YARDS | TD | LONG | AVG/R | AVG/G |
|--------------|------------|----------|-----------|----------|-----------|-------------|------------|
| 2018 | 2/0 | 0 | 0 | 0 | 0 | 0.0 | 0.0 |
| 2019 | 5/0 | 2 | 26 | 1 | 22 | 13.0 | 5.2 |
| TOTAL | 7/0 | 2 | 26 | 1 | 22 | 13.0 | 3.7 |


PASSING GAME-BY-GAME

| DATE | OPPONENT | ATT | COMP | YDS | INT | TD | LG | SACK |
|----------|----------------|-----|------|-----|-----|----|----|------|
| 9/1/18 | Mercer | 1 | 0 | 0 | 0 | 0 | 0 | 0 |
| 9/8/18 | at Navy | | | | | | | |
| 9/14/18 | Georgia State | | | | | | | |
| 9/22/18 | South Alabama | | | | | | | |
| 9/28/18 | at Tulane | | | | | | | |
| 10/6/18 | UConn | 1 | 1 | 17 | 0 | 1 | 17 | 0 |
| 10/13/18 | UCF | | | | | | | |
| 10/20/18 | at Missouri | | | | | | | |
| 11/3/18 | at ECU | | | | | | | |
| 11/10/18 | Tulsa | | | | | | | |
| 11/16/18 | at SMU | | | | | | | |
| 11/23/18 | Houston | | | | | | | |
| 12/1/18 | at UCF | | | | | | | |
| 12/22/18 | vs Wake Forest | | | | | | | |
| 8/31/19 | Ole Miss | | | | | | | |
| 9/7/19 | Southern | 6 | 7 | 61 | 0 | 0 | 25 | 0 |
| 9/14/19 | at S. Alabama | 2 | 2 | 9 | 0 | 0 | 6 | 0 |
| 9/26/19 | Navy | | | | | | | |
| 10/5/19 | at ULM | | | | | | | |
| 10/12/19 | at Temple | | | | | | | |
| 10/19/19 | Tulane | 1 | 0 | 0 | 0 | 0 | 0 | 0 |
| 10/26/19 | at Tulsa | | | | | | | |
| 11/2/19 | SMU | | | | | | | |
| 11/16/19 | at Houston | 2 | 1 | 26 | 0 | 0 | 26 | 0 |
| 11/23/19 | at USF | 3 | 1 | 13 | 0 | 0 | 13 | 0 |

RUSHING GAME BY-GAME

| DATE | OPPONENT | NO | YDS | AVG | TD | LG |
|----------|---------------|----|-----|-----|----|----|
| 9/1/18 | Mercer | 0 | 0 | 0.0 | 0 | 0 |
| 9/8/18 | at Navy | | | | | |
| 9/14/18 | Georgia State | | | | | |
| 9/22/18 | South Alabama | | | | | |
| 9/28/18 | at Tulane | | | | | |
| 10/6/18 | UConn | 0 | 0 | 0.0 | 0 | 0 |
| 10/13/18 | UCF | | | | | |
| 10/20/18 | at Missouri | | | | | |
| 11/3/18 | at ECU | | | | | |

| | | | | | | | | | | | |
|----------|----------------|---|----|------|---|----|--|--|--|--|--------------|
| 11/10/18 | Tulsa | | | | | | | | | | Did Not Play |
| 11/16/18 | at SMU | | | | | | | | | | Did Not Play |
| 11/23/18 | Houston | | | | | | | | | | Did Not Play |
| 12/1/18 | at UCF | | | | | | | | | | Did Not Play |
| 12/22/18 | vs Wake Forest | | | | | | | | | | Did Not Play |
| 8/31/19 | Ole Miss | | | | | | | | | | Did Not Play |
| 9/7/19 | Southern | 0 | 0 | 0.0 | 0 | 0 | | | | | |
| 9/14/19 | at S. Alabama | 0 | 0 | 0.0 | 0 | 0 | | | | | |
| 9/26/19 | Navy | | | | | | | | | | Did Not Play |
| 10/5/19 | at ULM | | | | | | | | | | Did Not Play |
| 10/12/19 | at Temple | | | | | | | | | | Did Not Play |
| 10/19/19 | Tulane | 0 | 0 | 0.0 | 0 | 0 | | | | | |
| 10/26/19 | at Tulsa | | | | | | | | | | Did Not Play |
| 11/2/19 | SMU | | | | | | | | | | Did Not Play |
| 11/16/19 | at Houston | 1 | 4 | 4.0 | 0 | 4 | | | | | |
| 11/23/19 | at USF | 1 | 22 | 22.0 | 1 | 22 | | | | | |
| 11/29/19 | Cincinnati | | | | | | | | | | Did Not Play |
| 12/7/19 | Cincinnati | | | | | | | | | | Did Not Play |



#37 JAYLON ALLEN | DEFENSIVE LINE

R-FRESHMAN | RS | 6-2 | 228

HUMBLE, TEXAS

ATASCOCITA HS

MAJOR: CRIMINOLOGY AND CRIMINAL JUSTICE

CAREER

Made collegiate debut in the season opener against Ole Miss ... Has played in 10 games in 2019, primarily on special teams ... Has made four tackles ... Returns for his second season after a redshirt season in 2018 ... Has three years of eligibility remaining.

CAREER HIGHS


Tackles 2, vs Cincinnati, Dec. 7, 2019

TACKLES

| YEAR | GP/GS | UA | A | TOTAL | TFL | TFLY | PD | FF | FR | BLK |
|--------------|-------------|----------|----------|----------|------------|----------|----------|----------|----------|----------|
| 2019 | 10/0 | 1 | 3 | 4 | 0.0 | 0 | 0 | 0 | 0 | 0 |
| Total | 10/0 | 1 | 3 | 4 | 0.0 | 0 | 0 | 0 | 0 | 0 |

DEFENSE GAME-BY-GAME

| DATE | OPPONENT | UT | AT | TT | TFL | SK | FF | FR | PD | INT | QBH |
|----------|---------------|----|----|----|-----|-----|----|-----|----|-----|-----|
| 8/31/19 | Ole Miss | 0 | 0 | 0 | 0-0 | 0-0 | 0 | 0-0 | 0 | 0-0 | 0 |
| 9/7/19 | Southern | 0 | 0 | 0 | 0-0 | 0-0 | 0 | 0-0 | 0 | 0-0 | 0 |
| 9/14/19 | at S. Alabama | 0 | 0 | 0 | 0-0 | 0-0 | 0 | 0-0 | 0 | 0-0 | 0 |
| 9/26/19 | Navy | 0 | 0 | 0 | 0-0 | 0-0 | 0 | 0-0 | 0 | 0-0 | 0 |
| 10/5/19 | at ULM | | | | | | | | | | |
| 10/12/19 | at Temple | 0 | 0 | 0 | 0-0 | 0-0 | 0 | 0-0 | 0 | 0-0 | 0 |
| 10/19/19 | Tulane | 0 | 1 | 1 | 0-0 | 0-0 | 0 | 0-0 | 0 | 0-0 | 0 |
| 10/26/19 | at Tulsa | | | | | | | | | | |
| 11/2/19 | SMU | | | | | | | | | | |
| 11/16/19 | at Houston | 0 | 0 | 0 | 0-0 | 0-0 | 0 | 0-0 | 0 | 0-0 | 0 |
| 11/23/19 | at USF | 0 | 1 | 1 | 0-0 | 0-0 | 0 | 0-0 | 0 | 0-0 | 0 |
| 11/29/19 | Cincinnati | 0 | 0 | 0 | 0-0 | 0-0 | 0 | 0-0 | 0 | 0-0 | 0 |
| 12/7/19 | Cincinnati | 1 | 1 | 2 | 0-0 | 0-0 | 0 | 0-0 | 0 | 0-0 | 0 |



#16 NEHEMIAH AUGUSTUS | LINEBACKER

R-JUNIOR | RS | 6-0 | 203

PATTERSON, LA.

PATTERSON HS

MAJOR: INTERDISCIPLINARY STUDIES

CAREER

Has played in 38 games ... Has 42 total tackles (30 solo) ... Has 2.5 TFL and one PBU ... Has 11 multi-tackle games ... Has one years of eligibility remaining after redshirting the 2016 season.

CAREER HIGHS

Tackles 5, vs Tulsa, Nov. 10, 2018
 Pass Breakups 1, vs SIU, Sept. 23, 2017

Tackles for Loss 1.5, vs Georgia State, Sept. 14, 2018
 Quarterback Hurries 1, 4x, last vs Tulsa, Nov. 10, 2018

TACKLES

| YEAR | GP/GS | UA | A | TOTAL | TFL | TFLY | PD | FF | FR | BLK |
|--------------|-------------|-----------|-----------|-----------|------------|----------|----------|----------|----------|----------|
| 2017 | 13/0 | 12 | 7 | 19 | 0.0 | 0 | 1 | 0 | 0 | 0 |
| 2018 | 14/0 | 15 | 4 | 19 | 2.5 | 6 | 0 | 0 | 0 | 0 |
| 2019 | 11/0 | 3 | 1 | 4 | 0.0 | 0 | 0 | 0 | 0 | 0 |
| Total | 38/0 | 30 | 12 | 42 | 2.5 | 6 | 1 | 0 | 0 | 0 |

DEFENSE GAME-BY-GAME

| DATE | OPPONENT | UT | AT | TT | TFL | SK | FF | FR | PD | INT | QBH |
|----------|----------------|----|----|----|-------|--------------|----|-----|----|-----|-----|
| 8/31/17 | ULM | 1 | 0 | 1 | 0-0 | 0-0 | 0 | 0-0 | 0 | 0-0 | 0 |
| 9/16/17 | UCLA | 1 | 0 | 1 | 0-0 | 0-0 | 0 | 0-0 | 0 | 0-0 | 0 |
| 9/23/17 | SIU | 1 | 0 | 1 | 0-0 | 0-0 | 0 | 0-0 | 1 | 0-0 | 0 |
| 9/30/17 | at UCF | 0 | 1 | 1 | 0-0 | 0-0 | 0 | 0-0 | 0 | 0-0 | 0 |
| 10/6/17 | at UConn | 2 | 1 | 3 | 0-0 | 0-0 | 0 | 0-0 | 0 | 0-0 | 0 |
| 10/14/17 | Navy | 1 | 0 | 1 | 0-0 | 0-0 | 0 | 0-0 | 0 | 0-0 | 0 |
| 10/19/17 | Houston | 0 | 0 | 0 | 0-0 | 0-0 | 0 | 0-0 | 0 | 0-0 | 0 |
| 10/27/17 | Tulane | 2 | 0 | 2 | 0-0 | 0-0 | 0 | 0-0 | 0 | 0-0 | 0 |
| 11/3/17 | at Tulsa | 1 | 1 | 2 | 0-0 | 0-0 | 0 | 0-0 | 0 | 0-0 | 0 |
| 11/18/17 | SMU | 1 | 0 | 1 | 0-0 | 0-0 | 0 | 0-0 | 0 | 0-0 | 0 |
| 11/25/17 | ECU | 2 | 1 | 3 | 0-0 | 0-0 | 0 | 0-0 | 0 | 0-0 | 0 |
| 12/2/17 | at UCF | 0 | 3 | 3 | 0-0 | 0-0 | 0 | 0-0 | 0 | 0-0 | 0 |
| 12/30/17 | vs Iowa St | 0 | 0 | 0 | 0-0 | 0-0 | 0 | 0-0 | 0 | 0-0 | 0 |
| 9/1/18 | Mercer | 1 | 0 | 1 | 0-0 | 0-0 | 0 | 0-0 | 0 | 0-0 | 1 |
| 9/8/18 | at Navy | 0 | 0 | 0 | 0-0 | 0-0 | 0 | 0-0 | 0 | 0-0 | 0 |
| 9/14/18 | Georgia St. | 1 | 2 | 3 | 1.5-2 | 0-0 | 0 | 0-0 | 0 | 0-0 | 1 |
| 9/22/18 | S. Alabama | 2 | 0 | 2 | 0-0 | 0-0 | 0 | 0-0 | 0 | 0-0 | 1 |
| 9/28/18 | at Tulane | 0 | 0 | 0 | 0-0 | 0-0 | 0 | 0-0 | 0 | 0-0 | 0 |
| 10/6/18 | UConn | 0 | 0 | 0 | 0-0 | 0-0 | 0 | 0-0 | 0 | 0-0 | 0 |
| 10/13/18 | UCF | 0 | 0 | 0 | 0-0 | 0-0 | 0 | 0-0 | 0 | 0-0 | 0 |
| 10/20/18 | at Missouri | 1 | 0 | 1 | 0-0 | 0-0 | 0 | 0-0 | 0 | 0-0 | 0 |
| 11/3/18 | at ECU | 2 | 0 | 2 | 0-0 | 0-0 | 0 | 0-0 | 0 | 0-0 | 0 |
| 11/10/18 | Tulsa | 4 | 1 | 5 | 1-4 | 0-0 | 0 | 0-0 | 0 | 0-0 | 1 |
| 11/16/18 | at SMU | 0 | 0 | 0 | 0-0 | 0-0 | 0 | 0-0 | 0 | 0-0 | 0 |
| 11/23/18 | Houston | 4 | 0 | 4 | 0-0 | 0-0 | 0 | 0-0 | 0 | 0-0 | 0 |
| 12/1/18 | at UCF | 0 | 0 | 0 | 0-0 | 0-0 | 0 | 0-0 | 0 | 0-0 | 0 |
| 12/22/18 | vs Wake Forest | 1 | 0 | 1 | 0-0 | 0-0 | 0 | 0-0 | 0 | 0-0 | 0 |
| 8/31/19 | Ole Miss | 0 | 0 | 0 | 0-0 | 0-0 | 0 | 0-0 | 0 | 0-0 | 0 |
| 9/7/19 | Southern | 1 | 0 | 1 | 0-0 | 0-0 | 0 | 0-0 | 0 | 0-0 | 0 |
| 9/14/19 | at S. Alabama | 0 | 0 | 0 | 0-0 | 0-0 | 0 | 0-0 | 0 | 0-0 | 0 |
| 9/26/19 | Navy | 0 | 0 | 0 | 0-0 | 0-0 | 0 | 0-0 | 0 | 0-0 | 0 |
| 10/5/19 | at ULM | 0 | 0 | 0 | 0-0 | 0-0 | 0 | 0-0 | 0 | 0-0 | 0 |
| 10/12/19 | at Temple | 1 | 1 | 2 | 0-0 | 0-0 | 0 | 0-0 | 0 | 0-0 | 0 |
| 10/19/19 | Tulane | 0 | 0 | 0 | 0-0 | 0-0 | 0 | 0-0 | 0 | 0-0 | 0 |
| 10/26/19 | at Tulsa | 0 | 0 | 0 | 0-0 | 0-0 | 0 | 0-0 | 0 | 0-0 | 0 |
| 11/2/19 | SMU | 1 | 0 | 1 | 0-0 | 0-0 | 0 | 0-0 | 0 | 0-0 | 0 |
| 11/16/19 | at Houston | 0 | 0 | 0 | 0-0 | 0-0 | 0 | 0-0 | 0 | 0-0 | 0 |
| 11/23/19 | at USF | | | | | Did Not Play | | | | | |
| 11/29/19 | Cincinnati | | | | | Did Not Play | | | | | |
| 12/7/19 | Cincinnati | 0 | 0 | 0 | 0-0 | 0-0 | 0 | 0-0 | 0 | 0-0 | 0 |



#84 CALVIN AUSTIN III | WIDE RECEIVER

R-SOPHOMORE | 1L | 5-9 | 163
 MEMPHIS, TENN.
 HARDING ACADEMY
 MAJOR: POLITICAL SCIENCE

CAREER

Has been a member of the team for three seasons, but made his on-field debut in 2018 after redshirting in 2017 ... Has two years of eligibility remaining ... Has played in 25 games ... Has 16 receptions for 300 yards and three TDs ... Has a long reception of 46 yards ... Has three rushes for 92 yards and two TDs ... Has run sprints and relays for the Tigers track and field program the past two seasons.

HONORS (ACADEMIC/ATHLETIC)

Tiger 3.0 Club for 2017 fall and 2019 spring semesters ... Track and Field: 2019 U.S. Track and Field/Cross Country Coaches Association (USTFCCCA) All-America second team (4x100m relay) ... 2019 All-AAC (4x100m relay) ... 2018 USTFCCCA All-America honorable mention (4x400m relay) ... 2018 All-AAC four times (indoor: 200m, 4x400m relay; outdoor: 4x100m relay, 4x400m relay).

CAREER HIGHS

Touchdowns 2, vs Tulane, Oct. 19, 2019

Receptions 5, at Houston, Nov. 16, 2019
 Receiving Yards 81, at Houston, Nov. 16, 2019
 Long Reception 46, vs Tulane, Oct. 19, 2019
 Receiving Touchdowns 2, vs Tulane, Oct. 19, 2019
 Rushes 1, 3x, last at USF, Nov. 23, 2019
 Rushing Yards 83, vs Mercer, Sept. 1, 2018
 Long Rush 83, vs Mercer, Sept. 1, 2018
 Rushing Touchdowns 1, 2x, last at Tulsa, Oct. 26, 2019

RECEIVING

| YEARS | GP/GS | REC | YARDS | TD | LONG | REC/G | AVG/C | AVG/G |
|--------------|-------------|-----------|------------|----------|-----------|------------|-------------|-------------|
| 2018 | 13/0 | 2 | 24 | 0 | 18 | 0.2 | 12.0 | 1.8 |
| 2019 | 12/0 | 14 | 276 | 3 | 46 | 1.2 | 19.7 | 23.0 |
| TOTAL | 25/0 | 16 | 300 | 3 | 46 | 0.6 | 18.8 | 12.0 |

RUSHING

| YEAR | GP/GS | ATT | YARDS | TD | LONG | AVG/C | AVG/G |
|--------------|-------------|----------|-----------|----------|-----------|-------------|------------|
| 2018 | 13/0 | 1 | 83 | 1 | 83 | 83.0 | 6.4 |
| 2019 | 12/0 | 2 | 9 | 1 | 7 | 4.5 | 0.8 |
| TOTAL | 25/0 | 3 | 92 | 2 | 83 | 30.7 | 3.7 |

PUNT RETURNS

| YEAR | GP/GS | NO | YARDS | TD | LONG | AVG/R | AVG/G |
|--------------|-------------|----------|----------|----------|----------|------------|------------|
| 2018 | 13/0 | 0 | 0 | 0 | 0 | 0.0 | 0.0 |
| 2019 | 12/0 | 4 | 0 | 0 | 2 | 0.0 | 0.0 |
| Total | 25/0 | 4 | 0 | 0 | 2 | 0.0 | 0.0 |

RECEIVING GAME-BY-GAME

| DATE | OPPONENT | NO | YDS | AVG | TD | LG |
|----------|----------------|----|-----|--------------|----|----|
| 9/1/18 | Mercer | 1 | 18 | 18.0 | 0 | 18 |
| 9/8/18 | at Navy | 0 | 0 | 0.0 | 0 | 0 |
| 9/14/18 | Georgia State | 0 | 0 | 0.0 | 0 | 0 |
| 9/22/18 | South Alabama | 0 | 0 | 0.0 | 0 | 0 |
| 9/28/18 | at Tulane | 0 | 0 | 0.0 | 0 | 0 |
| 10/6/18 | UConn | 0 | 0 | 0.0 | 0 | 0 |
| 10/13/18 | UCF | | | Did Not Play | | |
| 10/20/18 | at Missouri | 0 | 0 | 0.0 | 0 | 0 |
| 11/3/18 | at ECU | 0 | 0 | 0.0 | 0 | 0 |
| 11/10/18 | Tulsa | 0 | 0 | 0.0 | 0 | 0 |
| 11/16/18 | at SMU | 0 | 0 | 0.0 | 0 | 0 |
| 11/23/18 | Houston | | | Did Not Play | | |
| 12/1/18 | at UCF | | | Did Not Play | | |
| 12/22/18 | vs Wake Forest | | | Did Not Play | | |
| 8/31/19 | Ole Miss | | | Did Not Play | | |
| 9/7/19 | Southern | 0 | 0 | 0.0 | 0 | 0 |
| 9/14/19 | at S. Alabama | 0 | 0 | 0.0 | 0 | 0 |
| 9/26/19 | Navy | 0 | 0 | 0.0 | 0 | 0 |
| 10/5/19 | at ULM | 1 | 40 | 40.0 | 0 | 40 |
| 10/12/19 | at Temple | 0 | 0 | 0.0 | 0 | 0 |
| 10/19/19 | Tulane | 2 | 57 | 28.5 | 2 | 46 |
| 10/26/19 | at Tulsa | 3 | 57 | 19.0 | 0 | 29 |
| 11/2/19 | SMU | 1 | 24 | 24.0 | 0 | 24 |
| 11/16/19 | at Houston | 5 | 81 | 16.2 | 1 | 20 |
| 11/23/19 | at USF | 1 | 13 | 13.0 | 0 | 13 |
| 11/29/19 | Cincinnati | 1 | 4 | 4.0 | 0 | 4 |
| 12/7/19 | Cincinnati | 0 | 0 | 0.0 | 0 | 0 |

RUSHING GAME BY-GAME

| DATE | OPPONENT | NO | YDS | AVG | TD | LG |
|----------|----------------|----|-----|--------------|----|----|
| 9/1/18 | Mercer | 1 | 83 | 83.0 | 1 | 83 |
| 9/8/18 | at Navy | 0 | 0 | 0.0 | 0 | 0 |
| 9/14/18 | Georgia State | 0 | 0 | 0.0 | 0 | 0 |
| 9/22/18 | South Alabama | 0 | 0 | 0.0 | 0 | 0 |
| 9/28/18 | at Tulane | 0 | 0 | 0.0 | 0 | 0 |
| 10/6/18 | UConn | 0 | 0 | 0.0 | 0 | 0 |
| 10/13/18 | UCF | | | Did Not Play | | |
| 10/20/18 | at Missouri | 0 | 0 | 0.0 | 0 | 0 |
| 11/3/18 | at ECU | 0 | 0 | 0.0 | 0 | 0 |
| 11/10/18 | Tulsa | 1 | 6 | 6.0 | 0 | 6 |
| 11/16/18 | at SMU | 0 | 0 | 0.0 | 0 | 0 |
| 11/23/18 | Houston | | | Did Not Play | | |
| 12/1/18 | at UCF | | | Did Not Play | | |
| 12/22/18 | vs Wake Forest | | | Did Not Play | | |
| 8/31/19 | Ole Miss | | | Did Not Play | | |
| 9/7/19 | Southern | 0 | 0 | 0.0 | 0 | 0 |
| 9/14/19 | at S. Alabama | 0 | 0 | 0.0 | 0 | 0 |
| 9/26/19 | Navy | 0 | 0 | 0.0 | 0 | 0 |
| 10/5/19 | at ULM | 0 | 0 | 0.0 | 0 | 0 |
| 10/12/19 | at Temple | 0 | 0 | 0.0 | 0 | 0 |
| 10/19/19 | Tulane | 0 | 0 | 0.0 | 0 | 0 |
| 10/26/19 | at Tulsa | 1 | 2 | 2.0 | 1 | 2 |
| 11/2/19 | SMU | 0 | 0 | 0.0 | 0 | 0 |
| 11/16/19 | at Houston | 0 | 0 | 0.0 | 0 | 0 |

| | | | | | | |
|----------|------------|---|---|-----|---|---|
| 11/23/19 | at USF | 1 | 7 | 7.0 | 0 | 7 |
| 11/29/19 | Cincinnati | 0 | 0 | 0.0 | 0 | 0 |
| 12/7/19 | Cincinnati | 0 | 0 | 0.0 | 0 | 0 |

PUNT RETURN GAME-BY-GAME

| DATE | OPPONENT | NO | YDS | AVG | TD | LG |
|----------|---------------|----|-----|--------------|----|----|
| 8/31/19 | Ole Miss | | | Did Not Play | | |
| 9/7/19 | Southern | 0 | 0 | 0.0 | 0 | 0 |
| 9/14/19 | at S. Alabama | 1 | -1 | -1.0 | 0 | 0 |
| 9/26/19 | Navy | 0 | 0 | 0.0 | 0 | 0 |
| 10/5/19 | at ULM | 0 | 0 | 0.0 | 0 | 0 |
| 10/12/19 | at Temple | 0 | 0 | 0.0 | 0 | 0 |
| 10/19/19 | Tulane | 0 | 0 | 0.0 | 0 | 0 |
| 10/26/19 | at Tulsa | 0 | 0 | 0.0 | 0 | 0 |
| 11/2/19 | SMU | 1 | 0 | 0.0 | 0 | 0 |
| 11/16/19 | at Houston | 2 | 1 | 0.5 | 0 | 2 |
| 11/23/19 | at USF | 0 | 0 | 0.0 | 0 | 0 |
| 11/29/19 | Cincinnati | 0 | 0 | 0.0 | 0 | 0 |
| 12/7/19 | Cincinnati | 0 | 0 | 0.0 | 0 | 0 |



#76 BLAINE BISHOP | OFFENSIVE LINE

R-FRESHMAN | SQ | 6-3 | 290
TALLAHASSEE, FLA.
NORTH FLORIDA CHRISTIAN HS
MAJOR: MECHANICAL ENGINEERING

CAREER

Returns for his second season after a redshirt season in 2018 ... Made Memphis debut against Tulane ... Has three years of eligibility remaining.

CAREER HIGHS

Offensive Plays.....4 vs Tulane, Oct. 19, 2019

OFFENSIVE LINE

| YEAR | GAMES/STARTS | PLAYS/TOTAL TEAM PLAYS |
|--------------|--------------|------------------------|
| 2019 | 1/0 | 4/465 |
| Total | 1/0 | 4/465 |

OFFENSIVE LINE GAME-BY-GAME

| DATE | OPPONENT | POSITION - PLAYS |
|----------|---------------|-------------------|
| 8/31/19 | Ole Miss | Did Not Play |
| 9/7/19 | Southern | Did Not Play |
| 9/14/19 | at S. Alabama | Did Not Play |
| 9/26/19 | Navy | Did Not Play |
| 10/5/19 | at ULM | Did Not Play |
| 10/12/19 | at Temple | Did Not Play |
| 10/19/19 | Tulane | Left Guard - 4/66 |
| 10/26/19 | at Tulsa | Did Not Play |
| 11/2/19 | SMU | Did Not Play |
| 11/16/19 | at Houston | Did Not Play |
| 11/23/19 | at USF | Did Not Play |
| 11/29/19 | Cincinnati | Did Not Play |
| 12/7/19 | Cincinnati | Did Not Play |



#41 SANCHEZ BLAKE JR. | DEFENSIVE BACK

R-SOPHOMORE | 1L | 6-0 | 204
OLIVE BRANCH, MISS.
OLIVE BRANCH HS
MAJOR: SPORT AND LEISURE MANAGEMENT

- Memphis' Most Improved Defensive Player Award (2019)

CAREER

Member of the team for three seasons ... Saw first season of on-field action in 2018 after redshirting in 2017 ... Has played in 23 games ... Drew first start against Ole Miss in 2019 ... Has 103 total tackles (83 solo), including 2.5 TFL ... Has six PBU, two interceptions and one forced fumble ... Has two years of eligibility remaining.

CAREER HIGHS

Tackles 12, at Temple, Oct. 12, 2019
Pass Breakups..... 1, 4x, last at ULM, Oct. 5, 2019
Tackles for Loss..... 2.0, vs Wake Forest, Dec. 22, 2018
Forced Fumbles 1, at UCF, Dec. 1, 2018
Interceptions 1, 2x, last vs Cincinnati, Nov. 29, 2019

CAREER TACKLES


| YEAR | GP/GS | UA | A | TOTAL | TFL | TFLY | PD | FF | FR | BLK |
|--------------|-------------|-----------|-----------|------------|------------|----------|----------|----------|----------|----------|
| 2018 | 14/0 | 38 | 9 | 47 | 2.5 | 4 | 3 | 1 | 0 | 0 |
| 2019 | 9/9 | 45 | 11 | 56 | 0.0 | 0 | 3 | 0 | 0 | 0 |
| Total | 23/9 | 83 | 20 | 103 | 2.5 | 4 | 6 | 1 | 0 | 0 |

INTERCEPTIONS

| YEAR | GP | NO | Yards | TD | Long | Avg/R | Avg/G |
|--------------|-------------|----------|----------|----------|----------|------------|------------|
| 2018 | 14/0 | 0 | 0 | 0 | 0 | 0.0 | 0.0 |
| 2019 | 9/9 | 2 | 0 | 0 | 0 | 0.0 | 0.0 |
| Total | 23/9 | 2 | 0 | 0 | 0 | 0.0 | 0.0 |

DEFENSE GAME-BY-GAME

| DATE | OPPONENT | UT | AT | TT | TFL | SK | FF | FR | PD | INT | QBH |
|-----------|----------------|----|----|----|-------|-----|----|---------------------|----|-----|-----|
| 9/1/18 | Mercer | 1 | 2 | 3 | 0.5-1 | 0-0 | 0 | 0-0 | 1 | 0-0 | 0 |
| 9/8/18 | at Navy | 0 | 0 | 0 | 0-0 | 0-0 | 0 | 0-0 | 0 | 0-0 | 0 |
| 9/14/18 | Georgia State | 0 | 1 | 1 | 0-0 | 0-0 | 0 | 0-0 | 0 | 0-0 | 0 |
| 9/22/18 | S. Alabama | 0 | 1 | 1 | 0-0 | 0-0 | 0 | 0-0 | 0 | 0-0 | 0 |
| 9/28/18 | at Tulane | 0 | 0 | 0 | 0-0 | 0-0 | 0 | 0-0 | 0 | 0-0 | 0 |
| 10/6/18 | UConn | 4 | 3 | 7 | 0-0 | 0-0 | 0 | 0-0 | 0 | 0-0 | 0 |
| 10/13/18 | UCF | 1 | 0 | 1 | 0-0 | 0-0 | 0 | 0-0 | 0 | 0-0 | 0 |
| 10/20/18 | at Mizzou | 9 | 0 | 9 | 0-0 | 0-0 | 0 | 0-0 | 0 | 0-0 | 0 |
| 11/3/18 | at ECU | 2 | 0 | 2 | 0-0 | 0-0 | 0 | 0-0 | 0 | 0-0 | 0 |
| 11/10/18 | Tulsa | 5 | 0 | 5 | 0-0 | 0-0 | 0 | 0-0 | 1 | 0-0 | 0 |
| 11/16/18 | at SMU | 0 | 1 | 1 | 0-0 | 0-0 | 0 | 0-0 | 0 | 0-0 | 0 |
| 11/23/18 | Houston | 3 | 0 | 3 | 0-0 | 0-0 | 0 | 0-0 | 1 | 0-0 | 0 |
| 12/1/18 | at UCF | 8 | 1 | 9 | 0-0 | 0-0 | 1 | 0-0 | 0 | 0-0 | 0 |
| 12/22/18 | vs Wake Forest | 5 | 0 | 5 | 2.0-3 | 0-0 | 0 | 0-0 | 0 | 0-0 | 0 |
| 8/31/19* | Ole Miss | 4 | 0 | 4 | 0-0 | 0-0 | 0 | 0-0 | 0 | 0-0 | 0 |
| 9/7/19* | Southern | 6 | 1 | 7 | 0-0 | 0-0 | 0 | 0-0 | 0 | 0-0 | 0 |
| 9/14/19* | at S. Alabama | 1 | 2 | 3 | 0-0 | 0-0 | 0 | 0-0 | 0 | 0-0 | 0 |
| 9/26/19* | Navy | 6 | 3 | 9 | 0-0 | 0-0 | 0 | 0-0 | 0 | 1-0 | 0 |
| 10/5/19* | at ULM | 5 | 2 | 7 | 0-0 | 0-0 | 0 | 0-0 | 1 | 0-0 | 0 |
| 10/12/19* | at Temple | 11 | 1 | 12 | 0-0 | 0-0 | 0 | 0-0 | 0 | 0-0 | 0 |
| 10/19/19* | Tulane | 3 | 0 | 3 | 0-0 | 0-0 | 0 | 0-0 | 0 | 0-0 | 0 |
| 10/26/19 | at Tulsa | | | | | | | Did Not Play - Inj. | | | |
| 11/2/19 | SMU | | | | | | | Did Not Play - Inj. | | | |
| 11/16/19 | at Houston | | | | | | | Did Not Play - Inj. | | | |
| 11/23/19 | at USF | | | | | | | Did Not Play - Inj. | | | |
| 11/29/19* | Cincinnati | 2 | 0 | 2 | 0-0 | 0-0 | 0 | 0-0 | 0 | 1-0 | 0 |
| 12/7/19* | Cincinnati | 7 | 2 | 9 | 0-0 | 0-0 | 0 | 0-0 | 0 | 0-0 | 0 |



#42 PRESTON BRADY | HOLDER/LONG SNAPPER

R-SOPHOMORE | 1L | 6-0 | 215
CORDOVA, TENN.
EVANGELICAL CHRISTIAN SCHOOL
MAJOR: MARKETING MANAGEMENT

- Peter Mortell Holder of the Year (2019)

CAREER

Member of the team for three seasons ... Saw first season of on-field action in 2018 after redshirting in 2017 ... Has played in 27 games, seeing action primarily as the squad's holder ... recorded a rushing two-point conversion at UL Monroe ... Has two years of eligibility remaining.

HONORS (ACADEMIC/ATHLETIC)

2017-18 AAC All-Academic Team ... Tiger 3.0 Club for 2017 fall semester ... 2019 summer intern at St. Jude in the Sports Marketing department.

HOLDS/SNAPS

| YEAR | GP | PATs | FGs | Punts |
|--------------|-------------|------------|-----------|-----------|
| 2018 | 14/0 | 79 | 20 | 0 |
| 2019 | 13/0 | 62 | 18 | 10 |
| Total | 27/0 | 141 | 38 | 10 |

HOLDS GAME BY-GAME

| DATE | OPPONENT | PATs | FGs |
|----------|----------------|------|-----|
| 9/1/18 | Mercer | 9/9 | 1/1 |
| 9/8/18 | at Navy | 3/3 | 0/0 |
| 9/14/18 | Georgia State | 8/8 | 1/1 |
| 9/22/18 | South Alabama | 7/7 | 1/2 |
| 9/28/18 | at Tulane | 3/3 | 1/1 |
| 10/6/18 | UConn | 7/8 | 0/1 |
| 10/13/18 | UCF | 3/3 | 3/3 |
| 10/20/18 | at Missouri | 3/4 | 2/2 |
| 11/3/18 | at ECU | 8/8 | 1/1 |
| 11/10/18 | Tulsa | 5/6 | 2/2 |
| 11/16/18 | at SMU | 4/4 | 0/1 |
| 11/23/18 | Houston | 7/7 | 1/1 |
| 12/1/18 | at UCF | 5/5 | 2/3 |
| 12/22/18 | vs Wake Forest | 4/4 | 0/1 |
| 8/31/19 | Ole Miss | 1/2 | 0/0 |
| 9/7/19 | Southern | 7/7 | 2/2 |
| 9/14/19 | at S. Alabama | 4/4 | 2/2 |
| 9/26/19 | Navy | 5/5 | 0/1 |
| 10/5/19 | at ULM | 5/5 | 1/1 |
| 10/12/19 | at Temple | 4/4 | 0/0 |
| 10/19/19 | Tulane | 5/5 | 2/2 |
| 10/26/19 | at Tulsa | 6/6 | 0/1 |
| 11/2/19 | SMU | 6/6 | 4/4 |
| 11/16/19 | at Houston | 6/6 | 1/1 |
| 11/23/19 | at USF | 7/7 | 0/0 |
| 11/29/19 | Cincinnati | 4/4 | 2/2 |
| 12/7/19 | Cincinnati | 2/2 | 3/3 |



#57 NIGEL BRANNON | OFFENSIVE LINE
 R-FRESHMAN | SQ | 6-5 | 350
 OKLAHOMA CITY, OKLA.
 JOHN MARSHALL HS
 MAJOR: SPORT AND LEISURE MANAGEMENT

CAREER

Returns for his second year after a redshirt season in 2018 ... Has three years of eligibility remaining.

OFFENSIVE LINE GAME-BY-GAME

| DATE | OPPONENT | POSITION - PLAYS |
|----------|---------------|------------------|
| 8/31/19 | Ole Miss | Special Teams |
| 9/7/19 | Southern | Special Teams |
| 9/14/19 | at S. Alabama | Special Teams |
| 9/26/19 | Navy | Special Teams |
| 10/5/19 | at ULM | Special Teams |
| 10/12/19 | at Temple | Special Teams |
| 10/19/19 | Tulane | Special Teams |
| 10/26/19 | at Tulsa | Special Teams |
| 11/2/19 | SMU | Special Teams |
| 11/16/19 | at Houston | Did Not Play |
| 11/23/19 | at USF | Did Not Play |
| 11/29/19 | Cincinnati | Special Teams |
| 12/7/19 | Cincinnati | Special Teams |



#95 KEITH BRIGHAM | DEFENSIVE LINE
 SENIOR | 1L | 6-3 | 292
 NORMAL, ILL.
 WEST | PIMA COMMUNITY COLLEGE | ILLINOIS STATE
 MAJOR: GRADUATE STUDENT

CAREER

Joined the Memphis program in January 2018 ... Transferred to Memphis from Pima Community College in Tucson, Ariz. ... Has seen action in 24 games ... Has eight total tackles (7 solo) ... Has two multi-tackle games.

HONORS (ACADEMIC/ATHLETIC)

Tiger 3.0 Club for 2018 spring and 2018 fall semesters ... 2018-19 AAC All-Academic Team.

CAREER HIGHS


Tackles 4, vs Georgia State, Sept. 14, 2018
 Tackles for Loss 1, vs Mercer, Sept. 1, 2018
 Sacks 1, vs Mercer, Sept. 1, 2018

TACKLES

| YEAR | GP/GS | UA | A | TOTAL | TFL | TFLY | PD | FF | FR | BLK |
|--------------|-------------|----------|----------|----------|------------|----------|----------|----------|----------|----------|
| 2018 | 13/2 | 7 | 1 | 8 | 0.0 | 0 | 0 | 0 | 0 | 0 |
| 2019 | 11/0 | 0 | 0 | 0 | 0.0 | 0 | 0 | 0 | 0 | 0 |
| Total | 24/2 | 7 | 1 | 8 | 0.0 | 0 | 0 | 0 | 0 | 0 |

DEFENSE GAME-BY-GAME

| DATE | OPPONENT | UT | AT | TT | TFL | SK | FF | FR | PD | INT | QBH |
|----------|----------------|----|----|----|--------------|-----|----|-----|----|-----|-----|
| 9/1/18 | Mercer | 1 | 0 | 1 | 1-4 | 1-4 | 0 | 0-0 | 0 | 0-0 | 0 |
| 9/8/18 | at Navy | | | | Did Not Play | | | | | | |
| 9/14/18 | Georgia State | 3 | 1 | 4 | 0-0 | 0-0 | 0 | 0-0 | 0 | 0-0 | 0 |
| 9/22/18* | S. Alabama | 0 | 0 | 0 | 0-0 | 0-0 | 0 | 0-0 | 0 | 0-0 | 0 |
| 9/28/18* | at Tulane | 0 | 0 | 0 | 0-0 | 0-0 | 0 | 0-0 | 0 | 0-0 | 0 |
| 10/6/18 | UConn | 1 | 0 | 1 | 0-0 | 0-0 | 0 | 0-0 | 0 | 0-0 | 0 |
| 10/13/18 | UCF | 0 | 0 | 0 | 0-0 | 0-0 | 0 | 0-0 | 0 | 0-0 | 0 |
| 10/20/18 | at Mizzou | 0 | 0 | 0 | 0-0 | 0-0 | 0 | 0-0 | 0 | 0-0 | 0 |
| 11/3/18 | at ECU | | | | Did Not Play | | | | | | |
| 11/10/18 | Tulsa | 0 | 0 | 0 | 0-0 | 0-0 | 0 | 0-0 | 0 | 0-0 | 0 |
| 11/16/18 | at SMU | 0 | 0 | 0 | 0-0 | 0-0 | 0 | 0-0 | 0 | 0-0 | 0 |
| 11/23/18 | Houston | 0 | 0 | 0 | 0-0 | 0-0 | 0 | 0-0 | 0 | 0-0 | 0 |
| 12/1/18 | at UCF | 0 | 0 | 0 | 0-0 | 0-0 | 0 | 0-0 | 0 | 0-0 | 0 |
| 12/22/18 | vs Wake Forest | 2 | 0 | 2 | 0-0 | 0-0 | 0 | 0-0 | 0 | 0-0 | 0 |
| 8/31/19 | Ole Miss | | | | Did Not Play | | | | | | |
| 9/7/19 | Southern | | | | Did Not Play | | | | | | |
| 9/14/19 | at S. Alabama | 0 | 0 | 0 | 0-0 | 0-0 | 0 | 0-0 | 0 | 0-0 | 0 |
| 9/26/19 | Navy | 0 | 0 | 0 | 0-0 | 0-0 | 0 | 0-0 | 0 | 0-0 | 0 |
| 10/5/19 | at ULM | 0 | 0 | 0 | 0-0 | 0-0 | 0 | 0-0 | 0 | 0-0 | 0 |
| 10/12/19 | at Temple | 0 | 0 | 0 | 0-0 | 0-0 | 0 | 0-0 | 0 | 0-0 | 0 |
| 10/19/19 | Tulane | 0 | 0 | 0 | 0-0 | 0-0 | 0 | 0-0 | 0 | 0-0 | 0 |
| 10/26/19 | at Tulsa | 0 | 0 | 0 | 0-0 | 0-0 | 0 | 0-0 | 0 | 0-0 | 0 |
| 11/2/19 | SMU | 0 | 0 | 0 | 0-0 | 0-0 | 0 | 0-0 | 0 | 0-0 | 0 |
| 11/16/19 | at Houston | 0 | 0 | 0 | 0-0 | 0-0 | 0 | 0-0 | 0 | 0-0 | 0 |
| 11/23/19 | at USF | 0 | 0 | 0 | 0-0 | 0-0 | 0 | 0-0 | 0 | 0-0 | 0 |
| 11/29/19 | Cincinnati | 0 | 0 | 0 | 0-0 | 0-0 | 0 | 0-0 | 0 | 0-0 | 0 |
| 12/7/19 | Cincinnati | 0 | 0 | 0 | 0-0 | 0-0 | 0 | 0-0 | 0 | 0-0 | 0 |



#9 JOHN BROUSSARD | DEFENSIVE BACK
 JUNIOR | TR | 6-0 | 179
 PHENIX CITY, ALA.
 CENTRAL HS | AUBURN
 MAJOR: INTERDISCIPLINARY STUDIES

CAREER

Transferred to Memphis from Auburn following the 2018 season ... A graduate transfer who earned his bachelor's degree from Snead State Community College after withdrawing from Auburn ... Has one year of eligibility remaining.

CAREER HIGHS

Tackles 6, at Tulsa, Oct. 26, 2019

TACKLES

| YEAR | GP/GS | UA | A | TOTAL | TFL | TFLY | PD | FF | FR | BLK |
|--------------|------------|----------|----------|----------|------------|----------|----------|----------|----------|----------|
| 2019 | 7/0 | 3 | 3 | 6 | 0.0 | 0 | 0 | 0 | 0 | 0 |
| Total | 7/0 | 3 | 3 | 6 | 0.0 | 0 | 0 | 0 | 0 | 0 |

DEFENSE GAME-BY-GAME

| DATE | OPPONENT | UT | AT | TT | TFL | SK | FF | FR | PD | INT | QBH |
|----------|---------------|----|----|----|--------------|-----|----|-----|----|-----|-----|
| 8/31/19 | Ole Miss | | | | Did Not Play | | | | | | |
| 9/7/19 | Southern | | | | Did Not Play | | | | | | |
| 9/14/19 | at S. Alabama | | | | Did Not Play | | | | | | |
| 9/26/19 | Navy | | | | Did Not Play | | | | | | |
| 10/5/19 | at ULM | | | | Did Not Play | | | | | | |
| 10/12/19 | at Temple | 0 | 0 | 0 | 0-0 | 0-0 | 0 | 0-0 | 0 | 0-0 | 0 |
| 10/26/19 | at Tulsa | 3 | 3 | 6 | 0-0 | 0-0 | 0 | 0-0 | 0 | 0-0 | 0 |
| 11/2/19 | SMU | 0 | 0 | 0 | 0-0 | 0-0 | 0 | 0-0 | 0 | 0-0 | 0 |
| 11/16/19 | at Houston | 0 | 0 | 0 | 0-0 | 0-0 | 0 | 0-0 | 0 | 0-0 | 0 |
| 11/23/19 | at USF | 0 | 0 | 0 | 0-0 | 0-0 | 0 | 0-0 | 0 | 0-0 | 0 |
| 11/29/19 | Cincinnati | 0 | 0 | 0 | 0-0 | 0-0 | 0 | 0-0 | 0 | 0-0 | 0 |
| 12/7/19 | Cincinnati | 0 | 0 | 0 | 0-0 | 0-0 | 0 | 0-0 | 0 | 0-0 | 0 |



#99 BRAYLON BROWN | DEFENSIVE LINE

R-SOPHOMORE | 1L | 6-4 | 260
 CORDOVA, TENN.
 CORDOVA HS
 MAJOR: INTERDISCIPLINARY STUDIES

CAREER

Has seen action in 14 games ... Has eight total tackles (4 solo), 2.0 TFL, one sack and one fumble recovery ... Redshirted in 2017 ... Has two years of eligibility remaining.

HONORS (ACADEMIC/ATHLETIC)

2017 Glenn Jones co-Defensive Scout Team Player of the Year award

CAREER HIGHS

Tackles 2, at Tulsa, Oct. 26, 2019
 Sacks 1, vs Mercer, Sept. 1, 2018
 Tackles for Loss 1, vs Mercer, Sept. 1, 2018
 Fumble Recoveries 1, vs UConn, Oct. 6, 2018

TACKLES

| YEAR | GP/GS | UA | A | TOTAL | TFL | TFLY | PD | FF | FR | BLK |
|--------------|-------------|----------|----------|----------|------------|----------|----------|----------|----------|----------|
| 2018 | 6/0 | 1 | 1 | 2 | 1.0 | 4 | 0 | 0 | 1 | 0 |
| 2019 | 8/0 | 3 | 3 | 6 | 1.0 | 1 | 0 | 0 | 0 | 0 |
| Total | 14/0 | 4 | 4 | 8 | 2.0 | 5 | 0 | 0 | 1 | 0 |

SACKS

| YEAR | GP/GS | UA | A | TOTAL | YARDS |
|--------------|-------------|----------|----------|------------|----------|
| 2018 | 6/0 | 1 | 0 | 1.0 | 4 |
| 2019 | 8/0 | 0 | 0 | 0.0 | 0 |
| Total | 14/0 | 1 | 0 | 1.0 | 4 |

DEFENSE GAME-BY-GAME

| DATE | OPPONENT | UT | AT | TT | TFL | SK | FF | FR | PD | INT | QBH |
|----------|----------------|--------------|----|----|-------|-----|----|-----|----|-----|-----|
| 9/1/18 | Mercer | 1 | 0 | 1 | 1-4 | 1-4 | 0 | 0-0 | 0 | 0-0 | 0 |
| 9/8/18 | at Navy | Did Not Play | | | | | | | | | |
| 9/14/18 | Georgia State | 0 | 0 | 0 | 0-0 | 0-0 | 0 | 0-0 | 0 | 0-0 | 0 |
| 9/22/18 | S. Alabama | 0 | 0 | 0 | 0-0 | 0-0 | 0 | 0-0 | 0 | 0-0 | 0 |
| 9/28/18 | at Tulane | 0 | 1 | 1 | 0-0 | 0-0 | 0 | 0-0 | 0 | 0-0 | 0 |
| 10/6/18 | UConn | 0 | 0 | 0 | 0-0 | 0-0 | 0 | 0-0 | 1 | 0-0 | 0 |
| 10/13/18 | UCF | Did Not Play | | | | | | | | | |
| 10/20/18 | at Mizzou | 0 | 0 | 0 | 0-0 | 0-0 | 0 | 0-0 | 0 | 0-0 | 0 |
| 11/3/18 | at ECU | Did Not Play | | | | | | | | | |
| 11/10/18 | Tulsa | Did Not Play | | | | | | | | | |
| 11/16/18 | at SMU | Did Not Play | | | | | | | | | |
| 11/23/18 | Houston | Did Not Play | | | | | | | | | |
| 12/1/18 | at UCF | Did Not Play | | | | | | | | | |
| 12/22/18 | vs Wake Forest | Did Not Play | | | | | | | | | |
| 8/31/19 | Ole Miss | 0 | 0 | 0 | 0-0 | 0-0 | 0 | 0-0 | 0 | 0-0 | 0 |
| 9/7/19 | Southern | 0 | 1 | 1 | 0.5-1 | 0-0 | 0 | 0-0 | 0 | 0-0 | 0 |
| 9/14/19 | at S. Alabama | 0 | 1 | 1 | 0.5-0 | 0-0 | 0 | 0-0 | 0 | 0-0 | 0 |
| 9/26/19 | Navy | Did Not Play | | | | | | | | | |
| 10/5/19 | at ULM | Did Not Play | | | | | | | | | |
| 10/12/19 | at Temple | 0 | 0 | 0 | 0-0 | 0-0 | 0 | 0-0 | 0 | 0-0 | 0 |
| 10/19/19 | Tulane | 1 | 0 | 1 | 0-0 | 0-0 | 0 | 0-0 | 0 | 0-0 | 0 |
| 10/26/19 | at Tulsa | 1 | 1 | 2 | 0-0 | 0-0 | 0 | 0-0 | 0 | 0-0 | 0 |
| 11/2/19 | SMU | 0 | 0 | 0 | 0-0 | 0-0 | 0 | 0-0 | 0 | 0-0 | 0 |
| 11/16/19 | at Houston | 1 | 0 | 1 | 0-0 | 0-0 | 0 | 0-0 | 0 | 0-0 | 0 |
| 11/23/19 | at USF | Did Not Play | | | | | | | | | |
| 11/29/19 | Cincinnati | Did Not Play | | | | | | | | | |
| 12/7/19 | Cincinnati | Did Not Play | | | | | | | | | |



#3 KEITH BROWN JR. | LINEBACKER

R-JUNIOR | 1L | 6-1 | 236
 MADISON, MISS.
 MADISON CENTRAL HS | NORTHWEST MISSISSIPPI CC
 MAJOR: MANAGEMENT

CAREER

Received a medical redshirt and has one season of eligibility remaining ... Saw action in three games prior to his injury in 2018 ... Has played in 12 games in 2019 ... Has nine total tackles (5 solo) ... Returned a blocked punt for a touchdown in 2019 debut against Southern ... Joined the Memphis program in January 2018 ... Transferred to Memphis from Northwest Mississippi Community College.

HONORS (ACADEMIC/ATHLETIC)

Tiger 3.0 Club for 2018 spring semester.

CAREER HIGHS

Tackles 2, 2x, last at South Alabama, Sept. 14, 2019

TACKLES

| YEAR | GP/GS | UA | A | TOTAL | TFL | TFLY | PD | FF | FR | BLK |
|--------------|-------------|----------|----------|----------|------------|----------|----------|----------|----------|----------|
| 2018 | 3/0 | 2 | 1 | 3 | 0.0 | 0 | 0 | 0 | 0 | 0 |
| 2019 | 12/0 | 3 | 3 | 6 | 0.0 | 0 | 0 | 0 | 0 | 0 |
| Total | 15/0 | 5 | 4 | 9 | 0.0 | 0 | 0 | 0 | 0 | 0 |

KICK RETURNS

| YEAR | GP/GS | NO | YARDS | TD | LONG | AVG/R | AVG/G |
|--------------|-------------|----------|-----------|----------|-----------|------------|------------|
| 2018 | 3/0 | 0 | 0 | 0 | 0 | 0.0 | 0.0 |
| 2019 | 12/0 | 5 | 37 | 0 | 15 | 7.4 | 3.1 |
| Total | 15/0 | 5 | 37 | 0 | 15 | 7.4 | 2.5 |

PUNT RETURNS

| YEAR | GP/GS | NO | YARDS | TD | LONG | AVG/R | AVG/G |
|--------------|-------------|----------|-----------|----------|-----------|-----------------|------------|
| 2018 | 3/0 | 0 | 0 | 0 | 0 | 0.0 | 0.0 |
| 2019 | 12/0 | 0 | 27 | 1 | 27 | Infinity | 2.3 |
| Total | 15/0 | 0 | 27 | 1 | 27 | Infinity | 1.8 |

DEFENSE GAME-BY-GAME

| DATE | OPPONENT | UT | AT | TT | TFL | SK | FF | FR | PD | INT | QBH |
|----------|---------------|---|----|----|-----|-----|----|-----|----|-----|-----|
| 9/1/18 | Mercer | 1 | 0 | 1 | 0-0 | 0-0 | 0 | 0-0 | 0 | 0-0 | 0 |
| 9/8/18 | at Navy | Did Not Play | | | | | | | | | |
| 9/14/18 | Georgia State | 1 | 1 | 2 | 0-0 | 0-0 | 0 | 0-0 | 0 | 0-0 | 0 |
| 9/22/18 | S. Alabama | Inj. - Had surgery and missed remainder of the year | | | | | | | | | |
| 8/31/19 | Ole Miss | Did not play | | | | | | | | | |
| 9/7/19 | Southern | 1 | 0 | 1 | 0-0 | 0-0 | 0 | 0-0 | 0 | 0-0 | 0 |
| 9/14/19 | at S. Alabama | 1 | 1 | 2 | 0-0 | 0-0 | 0 | 0-0 | 0 | 0-0 | 0 |
| 9/26/19 | Navy | 1 | 0 | 1 | 0-0 | 0-0 | 0 | 0-0 | 0 | 0-0 | 1 |
| 10/5/19 | at ULM | 0 | 0 | 0 | 0-0 | 0-0 | 0 | 0-0 | 0 | 0-0 | 0 |
| 10/12/19 | at Temple | 0 | 0 | 0 | 0-0 | 0-0 | 0 | 0-0 | 0 | 0-0 | 0 |
| 10/19/19 | Tulane | 0 | 0 | 0 | 0-0 | 0-0 | 0 | 0-0 | 0 | 0-0 | 0 |
| 10/26/19 | at Tulsa | 0 | 0 | 0 | 0-0 | 0-0 | 0 | 0-0 | 0 | 0-0 | 0 |
| 11/2/19 | SMU | 0 | 1 | 1 | 0-0 | 0-0 | 0 | 0-0 | 0 | 0-0 | 0 |
| 11/16/19 | at Houston | 0 | 1 | 1 | 0-0 | 0-0 | 0 | 0-0 | 0 | 0-0 | 0 |
| 11/23/19 | at USF | 0 | 0 | 0 | 0-0 | 0-0 | 0 | 0-0 | 0 | 0-0 | 0 |
| 11/29/19 | Cincinnati | 0 | 0 | 0 | 0-0 | 0-0 | 0 | 0-0 | 0 | 0-0 | 0 |
| 12/7/19 | Cincinnati | 0 | 0 | 0 | 0-0 | 0-0 | 0 | 0-0 | 0 | 0-0 | 0 |

KICK RETURN GAME-BY-GAME

| DATE | OPPONENT | NO | YDS | AVG | TD | LG |
|-----------|---------------|--------------|-----|------|----|----|
| 8/31/19 | Ole Miss | Did Not Play | | | | |
| 9/7/2019 | Southern | 2 | 22 | 11.0 | 0 | 15 |
| 9/14/2019 | at S. Alabama | 0 | 0 | 0.0 | 0 | 0 |
| 9/26/19 | Navy | 0 | 0 | 0.0 | 0 | 0 |
| 10/5/19 | at ULM | 0 | 0 | 0.0 | 0 | 0 |
| 10/12/19 | at Temple | 0 | 0 | 0.0 | 0 | 0 |
| 10/19/19 | Tulane | 0 | 0 | 0.0 | 0 | 0 |
| 10/26/19 | at Tulsa | 0 | 0 | 0.0 | 0 | 0 |
| 11/2/19 | SMU | 0 | 0 | 0.0 | 0 | 0 |
| 11/16/19 | at Houston | 2 | 5 | 2.5 | 0 | 4 |
| 11/23/19 | at USF | 1 | 10 | 10.0 | 0 | 10 |
| 11/29/19 | Cincinnati | 0 | 0 | 0.0 | 0 | 0 |
| 12/7/19 | Cincinnati | 0 | 0 | 0.0 | 0 | 0 |



#11 JOEY BRYANT | DEFENSIVE BACK

SENIOR | TR | 6-1 | 180

LILIHA, HAWAI'I

SAINT LOUIS HS | MT. SAN ANTONIO | ARIZONA STATE

MAJOR: SPORT COMMERCE

CAREER

Transfer from Arizona State ... Member of the Sun Devils teams from 2016-18 ... Has played in 10 games at Memphis ... Has nine career total tackles ... Has one PBU ... Transferred to Arizona State on a track and field scholarship from Mt. San Antonio College.

CAREER HIGHS

Tackles 2, 3x, last at Tulsa, Oct. 26, 2019
 Forced Fumbles 1, at South Alabama, Sept. 14, 2019

TACKLES

| YEAR | GP/GS | UA | A | TOTAL | TFL | TFLY | PD | FF | FR | BLK |
|--------------|-------------|----------|----------|----------|------------|----------|----------|----------|----------|----------|
| 2019 | 10/0 | 9 | 0 | 9 | 0.0 | 0 | 1 | 1 | 0 | 0 |
| Total | 10/0 | 9 | 0 | 9 | 0.0 | 0 | 1 | 1 | 0 | 0 |

DEFENSE GAME-BY-GAME

| DATE | OPPONENT | UT | AT | TT | TFL | SK | FF | FR | PD | INT | QBH |
|----------|---------------|----|----|----|--------------|-----|----|-----|----|-----|-----|
| 8/31/19 | Ole Miss | 0 | 0 | 0 | 0-0 | 0-0 | 0 | 0-0 | 0 | 0-0 | 0 |
| 9/7/19 | Southern | 1 | 0 | 1 | 0-0 | 0-0 | 0 | 0-0 | 0 | 0-0 | 0 |
| 9/14/19 | at S. Alabama | 1 | 0 | 1 | 0-0 | 0-0 | 1 | 0-0 | 0 | 0-0 | 0 |
| 9/26/19 | Navy | 2 | 0 | 2 | 0-0 | 0-0 | 0 | 0-0 | 0 | 0-0 | 0 |
| 10/5/19 | at ULM | 2 | 0 | 2 | 0-0 | 0-0 | 0 | 0-0 | 1 | 0-0 | 0 |
| 10/12/19 | at Temple | 0 | 0 | 0 | 0-0 | 0-0 | 0 | 0-0 | 0 | 0-0 | 0 |
| 10/19/19 | Tulane | 0 | 0 | 0 | 0-0 | 0-0 | 0 | 0-0 | 0 | 0-0 | 0 |
| 10/26/19 | at Tulsa | 2 | 0 | 2 | 0-0 | 0-0 | 0 | 0-0 | 0 | 0-0 | 0 |
| 11/2/19 | SMU | 0 | 0 | 0 | 0-0 | 0-0 | 0 | 0-0 | 0 | 0-0 | 0 |
| 11/16/19 | at Houston | | | | Did Not Play | | | | | | |
| 11/23/19 | at USF | | | | Did Not Play | | | | | | |
| 11/29/19 | Cincinnati | | | | Did Not Play | | | | | | |
| 12/7/19 | Cincinnati | 1 | 0 | 1 | 0-0 | 0-0 | 0 | 0-0 | 0 | 0-0 | 0 |



#2 TJ CARTER | DEFENSIVE BACK

JUNIOR | 2L | 5-11 | 189

NASHVILLE, TENN.

STRATFORD HS

MAJOR: SPORT AND LEISURE MANAGEMENT

- AAC All-Conference Honorable Mention (2019)
- Paycom Jim Thorpe Award Watch List (2019)
- AAC All-Conference Second Team (2017, 2018)
- FWAA Freshman All-America Team (2017)
- USA Today Freshman All-America Team (2017)
- ESPN Freshman All-America Team (2017)
- AAC Rookie of the Year (2017)
- Nagurski National Defensive Player of the Week (10/24/17)
- AAC Defensive POW (10/23/17)
- CollegeSportsMadness.com AAC Defensive POW (10/22/17)
- Memphis Freshman Record for Interceptions in a Season (7 in 2017)

CAREER

One of the nation's top defensive backs ... Has 176 total tackles (142 solo) ... Has 37 passes defended with seven interceptions ... Also has three fumble recoveries, three forced fumbles, six TFL and a sack ... Has 33 multi-tackle games ... Holds program's freshman record for interceptions in a season (5) ... suffered a season-ending injury against Cincinnati on Nov. 29, 2019.

HONORS (ACADEMIC/ATHLETIC)

2017-18 AAC All-Academic Team ... Dean's List for the 2017 fall semester ... Tiger 3.0 Club for the 2017 fall and 2018 spring semesters ... 2017 USA Today Freshman All-America Team ... 2017 ESPN.com Freshman All-America Team ... 2017 AAC Rookie of the Year ... 2017, 2018 All-AAC second team ... Picked up the Nagurski National Defensive Player of the Week honor Oct. 23, 2017 ... Also earned The

American and CollegeSportsMadness.com AAC Defensive Player of the Week accolades that same week.

CAREER HIGHS

Tackles 14, at Houston, Oct. 19, 2017
 Pass Breakups 3, 3x, last vs Houston, Nov. 23, 2018
 Interceptions 1, 7x, last vs Houston, Nov. 23, 2018
 Interception Return Yds 42, vs UCLA, Sept. 16, 2017
 Fumble Recoveries 1, 3x, last at Temple, Oct. 12, 2019
 Forced Fumbles 1, 3x, last at Temple, Oct. 12, 2019
 Sacks 1, vs Tulane, Oct. 19, 2019
 Tackles For Loss 1.5, vs Tulane, Oct. 19, 2019
 Quarterback Hurries 1, vs Tulane, Oct. 27, 2017

TACKLES

| YEAR | GP/GS | UA | A | TOTAL | TFL | TFLY | PD | FF | FR | BLK |
|--------------|--------------|------------|-----------|------------|------------|-----------|-----------|----------|----------|----------|
| 2017 | 13/13 | 54 | 15 | 69 | 1.0 | 1 | 16 | 1 | 2 | 0 |
| 2018 | 14/14 | 58 | 10 | 68 | 1.5 | 1 | 14 | 1 | 0 | 0 |
| 2019 | 12/12 | 30 | 9 | 39 | 3.5 | 14 | 7 | 1 | 1 | 0 |
| Total | 39/39 | 142 | 34 | 176 | 6.0 | 16 | 37 | 3 | 3 | 0 |

SACKS

| YEAR | GP/GS | UA | A | TOTAL | YARDS |
|--------------|--------------|----------|----------|------------|-----------|
| 2017 | 13/13 | 0 | 0 | 0.0 | 0 |
| 2018 | 14/14 | 0 | 0 | 0.0 | 0 |
| 2019 | 12/12 | 1 | 0 | 1.0 | 10 |
| Total | 39/39 | 1 | 0 | 1.0 | 10 |

INTERCEPTIONS

| YEAR | GP | NO | Yards | TD | Long | Avg/R | Avg/G |
|--------------|--------------|----------|------------|----------|-----------|-------------|------------|
| 2017 | 13/13 | 5 | 74 | 0 | 42 | 14.8 | 5.7 |
| 2018 | 14/14 | 2 | 35 | 1 | 35 | 17.5 | 2.3 |
| 2019 | 12/12 | 0 | 0 | 0 | 0 | 0.0 | 0.0 |
| Total | 39/39 | 7 | 109 | 1 | 42 | 15.6 | 2.8 |

DEFENSE GAME-BY-GAME

| DATE | OPPONENT | UT | AT | TT | TFL | SK | FF | FR | PD | INT | QBH |
|-----------|----------------|----|----|----|---------------------|------|----|-----|----|------|-----|
| 8/31/17* | ULM | 4 | 0 | 4 | 0-0 | 0-0 | 0 | 0-0 | 0 | 0-0 | 0 |
| 9/16/17* | UCLA | 6 | 0 | 7 | 0-0 | 0-0 | 0 | 1-0 | 2 | 1-42 | 0 |
| 9/23/17* | SIU | 4 | 3 | 7 | 0-0 | 0-0 | 0 | 0-0 | 0 | 0-0 | 0 |
| 9/30/17* | at UCF | 4 | 3 | 7 | 0-0 | 0-0 | 0 | 0-0 | 1 | 1-0 | 0 |
| 10/6/17* | at UConn | 2 | 2 | 4 | 0-0 | 0-0 | 0 | 0-0 | 1 | 1-0 | 0 |
| 10/14/17* | Navy | 1 | 0 | 1 | 0-0 | 0-0 | 0 | 1-0 | 0 | 0-0 | 0 |
| 10/19/17* | at Houston | 11 | 3 | 14 | 1-1 | 0-0 | 1 | 0-0 | 2 | 1-7 | 0 |
| 10/27/17* | Tulane | 6 | 0 | 6 | 0-0 | 0-0 | 0 | 0-0 | 1 | 0-0 | 1 |
| 11/3/17* | at Tulsa | 4 | 0 | 4 | 0-0 | 0-0 | 0 | 0-0 | 3 | 0-0 | 0 |
| 11/18/17* | SMU | 0 | 0 | 0 | 0-0 | 0-0 | 0 | 0-0 | 2 | 0-0 | 0 |
| 11/25/17* | ECU | 4 | 0 | 4 | 0-0 | 0-0 | 0 | 0-0 | 1 | 0-0 | 0 |
| 12/2/17* | at UCF | 3 | 0 | 3 | 0-0 | 0-0 | 0 | 0-0 | 1 | 1-25 | 0 |
| 12/31/17* | vs Iowa St | 5 | 3 | 8 | 0-0 | 0-0 | 0 | 0-0 | 2 | 0-0 | 0 |
| 9/1/18* | Mercer | 2 | 0 | 2 | 0-0 | 0-0 | 0 | 0-0 | 3 | 1-35 | 0 |
| 9/8/18* | at Navy | 4 | 2 | 6 | 1-1 | 0-0 | 1 | 0-0 | 0 | 0-0 | 0 |
| 9/14/18* | Georgia State | 3 | 0 | 3 | 0-0 | 0-0 | 0 | 0-0 | 0 | 0-0 | 0 |
| 9/22/18* | S Alabama | 7 | 0 | 7 | 0-0 | 0-0 | 0 | 0-0 | 0 | 0-0 | 0 |
| 9/28/18* | at Tulane | 4 | 0 | 4 | 0-0 | 0-0 | 0 | 0-0 | 0 | 0-0 | 0 |
| 10/6/18* | UConn | 2 | 1 | 3 | 0-0 | 0-0 | 0 | 0-0 | 1 | 0-0 | 0 |
| 10/13/18* | UCF | 3 | 1 | 4 | 0-0 | 0-0 | 0 | 0-0 | 0 | 0-0 | 0 |
| 10/20/18* | at Mizzou | 6 | 0 | 6 | 0-0 | 0-0 | 0 | 0-0 | 0 | 0-0 | 0 |
| 11/3/18* | at ECU | 3 | 3 | 6 | 0-0 | 0-0 | 0 | 0-0 | 3 | 0-0 | 0 |
| 11/10/18* | Tulsa | 1 | 1 | 2 | 0.5-0 | 0-0 | 0 | 0-0 | 0 | 0-0 | 0 |
| 11/16/18* | at SMU | 3 | 1 | 4 | 0-0 | 0-0 | 0 | 0-0 | 2 | 0-0 | 0 |
| 11/23/18* | Houston | 2 | 0 | 2 | 0-0 | 0-0 | 0 | 0-0 | 4 | 1-0 | 0 |
| 12/1/18* | at UCF | 10 | 1 | 11 | 0-0 | 0-0 | 0 | 0-0 | 0 | 0-0 | 0 |
| 12/22/18* | vs Wake Forest | 8 | 0 | 8 | 0-0 | 0-0 | 0 | 0-0 | 0 | 0-0 | 1 |
| 8/31/19* | Ole Miss | 1 | 0 | 1 | 0-0 | 0-0 | 0 | 0-0 | 0 | 0-0 | 0 |
| 9/7/19* | Southern | 3 | 1 | 4 | 0-0 | 0-0 | 0 | 0-0 | 0 | 0-0 | 0 |
| 9/14/19* | at S. Alabama | 4 | 1 | 5 | 0-0 | 0-0 | 0 | 0-0 | 0 | 0-0 | 0 |
| 9/26/19* | Navy | 4 | 1 | 5 | 1-2 | 0-0 | 0 | 0-0 | 0 | 0-0 | 0 |
| 10/5/19* | at ULM | 0 | 2 | 2 | 0-0 | 0-0 | 0 | 0-0 | 1 | 0-0 | 0 |
| 10/12/19* | at Temple | 2 | 1 | 3 | 0-0 | 0-0 | 1 | 1-3 | 1 | 0-0 | 0 |
| 10/19/19* | Tulane | 2 | 2 | 4 | 1.5-11 | 1-10 | 0 | 0-0 | 0 | 0-0 | 0 |
| 10/26/19* | at Tulsa | 4 | 1 | 5 | 0-0 | 0-0 | 0 | 0-0 | 1 | 0-0 | 0 |
| 11/2/19* | SMU | 8 | 0 | 8 | 1-0 | 0-0 | 0 | 0-0 | 2 | 0-0 | 0 |
| 11/16/19* | at Houston | 2 | 0 | 2 | 0-0 | 0-0 | 0 | 0-0 | 0 | 0-0 | 0 |
| 11/23/19* | at USF | 0 | 0 | 0 | 0-0 | 0-0 | 0 | 0-0 | 2 | 0-0 | 0 |
| 11/29/19* | Cincinnati | 0 | 0 | 0 | 0-0 | 0-0 | 0 | 0-0 | 0 | 0-0 | 0 |
| 12/7/19 | Cincinnati | | | | Did Not Play - Inj. | | | | | | |



#25 RODRIGUES CLARK | RUNNING BACK

FRESHMAN | HS | 6-0 | 202

STARKVILLE, MISS.

STARKVILLE HS

MAJOR: PHYSICAL EDUCATION FOR TEACHER EDUCATION

CAREER

Made collegiate debut against Southern ... Has rushed for 85 yards on 26 carries with a long of 10 yards.

CAREER HIGHS

Rush Attempts 9, at South Alabama, Sept. 14, 2019
 Rush Yards 25, vs Southern, Sept. 7, 2019
 Long Rush 10, 2x, last at ULM, Oct. 5, 2019
 Rushing Touchdowns 1, vs Southern, Sept. 7, 2019
 Blocked Punts 1, vs Southern, Sept. 7, 2019

RUSHING

| YEAR | GP/GS | ATT | YARDS | TD | LONG | AVG/C | AVG/G |
|--------------|------------|-----------|-----------|----------|-----------|------------|-------------|
| 2019 | 7/0 | 26 | 85 | 1 | 10 | 3.3 | 12.1 |
| Total | 7/0 | 26 | 85 | 1 | 10 | 3.3 | 12.1 |

PUNT RETURNS

| YEAR | GP/GS | NO | YARDS | TD | LONG | AVG/R | AVG/G |
|--------------|------------|----------|-----------|----------|----------|-------------|------------|
| 2019 | 7/0 | 1 | 10 | 0 | 0 | 10.0 | 1.4 |
| Total | 7/0 | 1 | 10 | 0 | 0 | 10.0 | 1.4 |

RUSHING GAME BY-GAME

| DATE | OPPONENT | NO | YDS | AVG | TD | LG |
|----------|---------------|----|-----|--------------|----|----|
| 8/31/19 | Ole Miss | | | Did Not Play | | |
| 9/7/19 | Southern | 5 | 25 | 5.0 | 1 | 10 |
| 9/14/19 | at S. Alabama | 9 | 23 | 2.6 | 0 | 6 |
| 9/26/19 | Navy | | | Did Not Play | | |
| 10/5/19 | at ULM | 2 | 10 | 5.0 | 0 | 10 |
| 10/12/19 | at Temple | 2 | -1 | -0.5 | 0 | 3 |
| 10/19/19 | Tulane | | | Did Not Play | | |
| 10/26/19 | at Tulsa | 0 | 0 | 0.0 | 0 | 0 |
| 11/2/19 | SMU | | | Did Not Play | | |
| 11/16/19 | at Houston | 3 | 7 | 2.3 | 0 | 5 |
| 11/23/19 | at USF | 5 | 21 | 4.2 | 0 | 8 |
| 11/29/19 | Cincinnati | | | Did Not Play | | |
| 12/7/19 | Cincinnati | | | Did Not Play | | |



#7 CHRIS CLAYBROOKS | DEFENSIVE BACK

R-SENIOR | 1L | 6-0 | 176

NASHVILLE, TENN.

MCGAVOCK HS | FORT SCOTT CC | COAHOMA CC

MAJOR: SPORT AND LEISURE MANAGEMENT

CAREER

Transferred to Memphis after one season at Fort Scott Community College ... Moved to defensive back at Memphis after playing his prep and junior college career on offense ... Has played in 20 games with one start ... Has 42 total tackles (36 solo) ... Has two interceptions and returned one for a TD ... Also has returned 11 kickoffs for 338 yards and a TD.

HONORS (ACADEMIC/ATHLETIC)

Tiger 3.0 Club for 2018 fall semester.

CAREER HIGHS

Tackles 6, vs Cincinnati, Nov. 29, 2019
 Interceptions 1, 2x, last vs Cincinnati, Dec. 7, 2019
 Interception Return Yds 37, vs Wake Forest, Dec. 22, 2018
 Pass Breakups 2, vs Cincinnati, Nov. 29, 2019
 Kickoff Return Yds 126, vs Cincinnati, Nov. 29, 2019

TACKLES

| YEAR | GP/GS | UA | A | TOTAL | TFL | TFLY | PD | FF | FR | BLK |
|--------------|-------------|-----------|----------|-----------|------------|----------|----------|----------|----------|----------|
| 2018 | 12/0 | 10 | 2 | 12 | 0.0 | 0 | 2 | 0 | 0 | 0 |
| 2019 | 8/1 | 26 | 4 | 30 | 0.0 | 0 | 3 | 1 | 0 | 0 |
| Total | 20/0 | 36 | 6 | 42 | 0.0 | 0 | 5 | 1 | 0 | 0 |

INTERCEPTIONS

| YEAR | GP | NO | Yards | TD | Long | Avg/R | Avg/G |
|--------------|-------------|----------|-----------|----------|-----------|-------------|------------|
| 2018 | 12/0 | 1 | 37 | 1 | 37 | 37.0 | 3.1 |
| 2019 | 8/0 | 1 | 0 | 0 | 0 | 0.0 | 0.0 |
| Total | 20/0 | 2 | 37 | 1 | 37 | 18.5 | 1.9 |

KICK RETURNS


| YEAR | GP/GS | NO | YARDS | TD | LONG | AVG/R | AVG/G |
|--------------|-------------|-----------|------------|----------|-----------|-------------|-------------|
| 2018 | 12/0 | 0 | 0 | 0 | 0 | 0.0 | 0.0 |
| 2019 | 8/0 | 11 | 338 | 1 | 94 | 30.7 | 42.3 |
| Total | 20/0 | 11 | 338 | 1 | 94 | 30.7 | 16.9 |

DEFENSE GAME-BY-GAME

| DATE | OPPONENT | UT | AT | TT | TFL | SK | FF | FR | PD | INT | QBH |
|----------|----------------|----|----|----|-----|-----|----|-----|----|------|-----|
| 9/1/18 | Mercer | 1 | 0 | 1 | 0-0 | 0-0 | 0 | 0-0 | 0 | 0-0 | 0 |
| 9/8/18 | at Navy | 0 | 0 | 0 | 0-0 | 0-0 | 0 | 0-0 | 0 | 0-0 | 0 |
| 9/14/18 | Georgia St. | | | | | | | | | | |
| 9/22/18 | S Alabama | 0 | 0 | 0 | 0-0 | 0-0 | 0 | 0-0 | 0 | 0-0 | 0 |
| 9/28/18 | at Tulane | 1 | 0 | 1 | 0-0 | 0-0 | 0 | 0-0 | 0 | 0-0 | 0 |
| 10/6/18 | UConn | 1 | 0 | 1 | 0-0 | 0-0 | 0 | 0-0 | 0 | 0-0 | 0 |
| 10/13/18 | UCF | 1 | 0 | 1 | 0-0 | 0-0 | 0 | 0-0 | 0 | 0-0 | 0 |
| 10/20/18 | at Missouri | 0 | 0 | 0 | 0-0 | 0-0 | 0 | 0-0 | 0 | 0-0 | 0 |
| 11/3/18 | at ECU | 1 | 0 | 1 | 0-0 | 0-0 | 0 | 0-0 | 0 | 0-0 | 0 |
| 11/10/18 | Tulsa | | | | | | | | | | |
| 11/16/18 | at SMU | 0 | 1 | 1 | 0-0 | 0-0 | 0 | 0-0 | 0 | 0-0 | 0 |
| 11/23/18 | Houston | 1 | 0 | 1 | 0-0 | 0-0 | 0 | 0-0 | 0 | 0-0 | 0 |
| 12/1/18 | at UCF | 1 | 0 | 1 | 0-0 | 0-0 | 0 | 0-0 | 0 | 0-0 | 0 |
| 12/22/18 | vs Wake Forest | 3 | 1 | 4 | 0-0 | 0-0 | 0 | 0-0 | 1 | 1-37 | 0 |
| 8/31/19 | Ole Miss | | | | | | | | | | |
| 9/7/19 | Southern | | | | | | | | | | |
| 9/14/19 | at S. Alabama | | | | | | | | | | |
| 9/26/19 | Navy | | | | | | | | | | |
| 10/5/19 | at ULM | | | | | | | | | | |
| 10/12/19 | at Temple | 3 | 0 | 3 | 0-0 | 0-0 | 0 | 0-0 | 0 | 0-0 | 0 |
| 10/19/19 | Tulane | 3 | 1 | 4 | 0-0 | 0-0 | 0 | 0-0 | 0 | 0-0 | 0 |
| 10/26/19 | at Tulsa | 1 | 0 | 1 | 0-0 | 0-0 | 0 | 0-0 | 0 | 0-0 | 0 |
| 11/2/19 | SMU | 4 | 0 | 4 | 0-0 | 0-0 | 0 | 0-0 | 0 | 0-0 | 0 |
| 11/16/19 | at Houston | 4 | 1 | 5 | 0-0 | 0-0 | 0 | 0-0 | 0 | 0-0 | 0 |
| 11/23/19 | at USF | 1 | 1 | 2 | 0-0 | 0-0 | 0 | 0-0 | 0 | 0-0 | 0 |
| 11/29/19 | Cincinnati | 6 | 0 | 6 | 0-0 | 0-0 | 0 | 0-0 | 2 | 0-0 | 0 |
| 12/7/19* | Cincinnati | 4 | 1 | 5 | 0-0 | 0-0 | 1 | 0-0 | 0 | 1-0 | 1 |

KICK RETURN GAME-BY-GAME

| DATE | OPPONENT | NO | YDS | AVG | TD | LG |
|----------|---------------|----|-----|--------------|----|----|
| 8/31/19 | Ole Miss | | | Did Not Play | | |
| 9/7/19 | Southern | | | Did Not Play | | |
| 9/14/19 | at S. Alabama | | | Did Not Play | | |
| 9/26/19 | Navy | | | Did Not Play | | |
| 10/5/19 | at ULM | | | Did Not Play | | |
| 10/12/19 | at Temple | 0 | 0 | 0.0 | 0 | 0 |
| 10/19/19 | Tulane | 3 | 107 | 35.7 | 0 | 49 |
| 10/26/19 | at Tulsa | 4 | 87 | 21.8 | 0 | 37 |
| 11/2/19 | SMU | 1 | 18 | 18.0 | 0 | 37 |
| 11/16/19 | at Houston | 0 | 0 | 0.0 | 0 | 0 |
| 11/23/19 | at USF | 0 | 0 | 0.0 | 0 | 0 |
| 11/29/19 | Cincinnati | 3 | 126 | 42.0 | 1 | 94 |
| 12/7/19* | Cincinnati | 0 | 0 | 0.0 | 0 | 0 |



#13 JALIL CLEMONS | DEFENSIVE LINE

FRESHMAN | HS | 6-3 | 240

STARKVILLE, MISS.

STARKVILLE HS

MAJOR: BUSINESS ECONOMICS

CAREER

Made collegiate debut against Ole Miss ... Has played in 12 games this season ... Has recorded 2.0 sacks and 15 total tackles ... Has three years of eligibility.

CAREER HIGHS

Tackles 4, at South Alabama, Sept. 14, 2019
 Tackles for Loss 2, vs SMU, Nov. 2, 2019
 Sacks 2, vs SMU, Nov. 2, 2019

TACKLES


| YEAR | GP/GS | UA | A | TOTAL | TFL | TFLY | PD | FF | FR | BLK |
|--------------|-------------|----------|----------|-----------|------------|-----------|----------|----------|----------|----------|
| 2019 | 12/0 | 8 | 7 | 15 | 5.5 | 16 | 0 | 0 | 0 | 0 |
| TOTAL | 12/0 | 8 | 7 | 15 | 5.5 | 16 | 0 | 0 | 0 | 0 |

SACKS

| YEAR | GP/GS | UA | A | TOTAL | YARDS |
|--------------|-------------|----------|----------|------------|-----------|
| 2019 | 12/0 | 2 | 0 | 2 | 11 |
| Total | 12/0 | 2 | 0 | 2.0 | 11 |

DEFENSE GAME-BY-GAME

| DATE | OPPONENT | UT | AT | TT | TFL | SK | FF | FR | PD | INT | QBH |
|----------|---------------|----|----|----|-------|------|----|-----|----|-----|--------------|
| 8/31/19 | Ole Miss | 0 | 0 | 0 | 0-0 | 0-0 | 0 | 0-0 | 0 | 0-0 | 0 |
| 9/1/19 | Southern | | | | | | | | | | Did Not Play |
| 9/14/19 | at S. Alabama | 2 | 2 | 4 | 1-1 | 0-0 | 0 | 0-0 | 0 | 0-0 | 0 |
| 9/26/19 | Navy | 1 | 0 | 1 | 1-2 | 0-0 | 0 | 0-0 | 0 | 0-0 | 0 |
| 10/5/19 | at ULM | 0 | 1 | 1 | 0-0 | 0-0 | 0 | 0-0 | 0 | 0-0 | 0 |
| 10/12/19 | at Temple | 0 | 0 | 0 | 0-0 | 0-0 | 0 | 0-0 | 0 | 0-0 | 0 |
| 10/19/19 | Tulane | 0 | 0 | 0 | 0-0 | 0-0 | 0 | 0-0 | 0 | 0-0 | 1 |
| 10/26/19 | at Tulsa | 0 | 3 | 3 | 0-0 | 0-0 | 0 | 0-0 | 0 | 0-0 | 1 |
| 11/2/19 | SMU | 2 | 0 | 2 | 2-11 | 2-11 | 0 | 0-0 | 0 | 0-0 | 0 |
| 11/16/19 | at Houston | 0 | 0 | 0 | 0-0 | 0-0 | 0 | 0-0 | 0 | 0-0 | 1 |
| 11/23/19 | at USF | 1 | 1 | 2 | 0.5-1 | 0-0 | 0 | 0-0 | 0 | 0-0 | 0 |
| 11/29/19 | Cincinnati | 1 | 0 | 1 | 1-1 | 0-0 | 0 | 0-0 | 0 | 0-0 | 0 |
| 12/7/19 | Cincinnati | 1 | 0 | 1 | 0-0 | 0-0 | 0 | 0-0 | 0 | 0-0 | 0 |



#47 COLTON COCHRAN | DEFENSIVE BACK

R-JUNIOR | 2L | 6-0 | 202
 MEMPHIS, TENN.
 ST. BENEDICT AT AUBURNDALE
 MAJOR: SPORT AND LEISURE MANAGEMENT

CAREER

Has played in 25 games, primarily on special teams ... Has six tackles (3 solo) and an interception ... Blocked a punt against Southern.

HONORS (ACADEMIC/ATHLETIC)

Dean's List for the 2018 fall semester ... Tiger 3.0 Club for the 2018 fall and 2019 spring semesters ... 2018-19 AAC All-Academic Team.

CAREER HIGHS

Tackles 1, 6x, last vs Cincinnati, Nov. 29, 2019
 Interceptions 1, vs UConn, Oct. 6, 2018
 Blocked Punts 1, vs Southern, Sept. 7, 2019

TACKLES

| YEAR | GP/GS | UA | A | TOTAL | TFL | TFLY | PD | FF | FR | BLK |
|--------------|-------------|----------|----------|----------|------------|----------|----------|----------|----------|----------|
| 2017 | 6/0 | 1 | 1 | 2 | 0.0 | 0 | 0 | 0 | 0 | 0 |
| 2018 | 8/0 | 1 | 1 | 2 | 0.0 | 0 | 1 | 0 | 0 | 0 |
| 2019 | 11/0 | 1 | 1 | 2 | 0.0 | 0 | 0 | 0 | 0 | 1 |
| Total | 25/0 | 3 | 3 | 6 | 0.0 | 0 | 1 | 0 | 0 | 1 |

DEFENSE GAME-BY-GAME

| DATE | OPPONENT | UT | AT | TT | TFL | SK | FF | FR | PD | INT | QBH |
|----------|-------------|----|----|----|-----|-----|----|-----|----|-----|---------------------|
| 10/6/17 | at UConn | 0 | 1 | 1 | 0-0 | 0-0 | 0 | 0-0 | 0 | 0-0 | 0 |
| 10/14/17 | Navy | 0 | 0 | 0 | 0-0 | 0-0 | 0 | 0-0 | 0 | 0-0 | 0 |
| 11/3/17 | at Tulsa | 0 | 0 | 0 | 0-0 | 0-0 | 0 | 0-0 | 0 | 0-0 | 0 |
| 11/18/17 | SMU | 1 | 0 | 1 | 0-0 | 0-0 | 0 | 0-0 | 0 | 0-0 | 0 |
| 11/25/17 | ECU | 0 | 0 | 0 | 0-0 | 0-0 | 0 | 0-0 | 0 | 0-0 | 0 |
| 12/31/17 | vs Iowa St. | 0 | 0 | 0 | 0-0 | 0-0 | 0 | 0-0 | 0 | 0-0 | 0 |
| 9/1/18 | Mercer | 0 | 1 | 1 | 0-0 | 0-0 | 0 | 0-0 | 0 | 0-0 | 0 |
| 9/8/18 | at Navy | 0 | 0 | 0 | 0-0 | 0-0 | 0 | 0-0 | 0 | 0-0 | 0 |
| 9/14/18 | Georgia St. | 1 | 0 | 1 | 0-0 | 0-0 | 0 | 0-0 | 0 | 0-0 | 0 |
| 9/22/18 | S Alabama | | | | | | | | | | Did Not Play - Inj. |
| 9/28/18 | at Tulane | | | | | | | | | | Did Not Play - Inj. |
| 10/6/18 | UConn | 0 | 0 | 0 | 0 | 0 | 0 | 0-0 | 0 | 1-0 | 0 |
| 10/13/18 | UCF | | | | | | | | | | Did Not Play |
| 10/20/18 | at Missouri | 0 | 0 | 0 | 0-0 | 0-0 | 0 | 0-0 | 0 | 0-0 | 0 |
| 11/3/18 | at ECU | 0 | 0 | 0 | 0-0 | 0-0 | 0 | 0-0 | 0 | 0-0 | 0 |
| 11/10/18 | Tulsa | 0 | 0 | 0 | 0-0 | 0-0 | 0 | 0-0 | 0 | 0-0 | 0 |

| | | | | | | | | | | | |
|----------|----------------|---|---|---|-----|-----|---|-----|---|-----|--------------|
| 11/16/18 | at SMU | 0 | 0 | 0 | 0-0 | 0-0 | 0 | 0-0 | 0 | 0-0 | 0 |
| 11/23/18 | Houston | | | | | | | | | | Did Not Play |
| 12/1/18 | at UCF | | | | | | | | | | Did Not Play |
| 12/22/18 | vs Wake Forest | | | | | | | | | | Did Not Play |
| 8/31/19 | Ole Miss | | | | | | | | | | Did Not Play |
| 9/7/19 | Southern | 0 | 0 | 0 | 0-0 | 0-0 | 0 | 0-0 | 0 | 0-0 | 0 |
| 9/14/19 | at S. Alabama | 0 | 0 | 0 | 0-0 | 0-0 | 0 | 0-0 | 0 | 0-0 | 0 |
| 9/26/19 | Navy | 0 | 0 | 0 | 0-0 | 0-0 | 0 | 0-0 | 0 | 0-0 | 0 |
| 10/5/19 | at ULM | 0 | 0 | 0 | 0-0 | 0-0 | 0 | 0-0 | 0 | 0-0 | 0 |
| 10/12/19 | at Temple | 0 | 1 | 1 | 0-0 | 0-0 | 0 | 0-0 | 0 | 0-0 | 0 |
| 10/19/19 | Tulane | 0 | 0 | 0 | 0-0 | 0-0 | 0 | 0-0 | 0 | 0-0 | 0 |
| 10/26/19 | at Tulsa | 0 | 0 | 0 | 0-0 | 0-0 | 0 | 0-0 | 0 | 0-0 | 0 |
| 11/2/19 | SMU | 0 | 0 | 0 | 0-0 | 0-0 | 0 | 0-0 | 0 | 0-0 | 0 |
| 11/16/19 | at Houston | 0 | 0 | 0 | 0-0 | 0-0 | 0 | 0-0 | 0 | 0-0 | 0 |
| 11/23/19 | at USF | 0 | 0 | 0 | 0-0 | 0-0 | 0 | 0-0 | 0 | 0-0 | 0 |
| 11/29/19 | Cincinnati | 1 | 0 | 1 | 0-0 | 0-0 | 0 | 0-0 | 0 | 0-0 | 0 |
| 12/7/19 | Cincinnati | | | | | | | | | | Did Not Play |



#10 DAMONTE COXIE | WIDE RECEIVER

R-JUNIOR | 2L | 6-3 | 197
 RESERVE, LA.
 EAST ST. JOHN HS
 MAJOR: INTERDISCIPLINARY STUDIES

- AAC All-Conference Second Team (2018, 2019)
- Biletnikoff Award Watch List (2019)
- Touchdown Club of Columbus' Players to Watch (2019)
- Isaac Bruce Offensive Player of the Year (2018, 2019)
- Is just the third receiver in Memphis history to post a 1,000 yard receiving season (Isaac Bruce, Anthony Miller)
- Became just the second receiver in Memphis history to post multiple 1,000-yards seasons (Anthony Miller)
- Has a catch in 32 consecutive games
- His 1,000 yard receiving season marks the third straight season Memphis has had a 1,000 yard receiver (Miller, 2016, 2017), first time in program history that has happened

CAREER

Has played in 40 games with 27 starts ... Has 161 catches for 2,641 yards and 19 TD ... Has a reception in 37 of his 40 games, including 32 straight games ... Has 31 multi-reception games ... Has a career-long reception of 75 yards ... Has one year of eligibility remaining after redshirting the 2016 campaign.

HONORS (ACADEMIC/ATHLETIC)

2018 and 2019 AAC All-Conference Second Team ... Tiger 3.0 Club for the 2018 fall semester ... 2016 Glenn Jones Offensive Scout Team Player of the Year.

CAREER HIGHS

Receptions 10, at ECU, Nov. 3, 2018
 Receiving Yards 176, at ECU, Nov. 3, 2018
 Long Reception 75, at ECU, Nov. 3, 2018
 Receiving Touchdowns 2, 4x, last at Houston, Nov. 16, 2019

RECEIVING

| YEARS | GP/GS | REC | YARDS | TD | LONG | REC/G | AVG/C | AVG/G |
|--------------|--------------|------------|-------------|-----------|-----------|------------|-------------|-------------|
| 2017 | 13/0 | 21 | 323 | 3 | 61 | 1.6 | 15.4 | 24.8 |
| 2018 | 14/14 | 72 | 1174 | 7 | 75 | 5.1 | 16.3 | 83.9 |
| 2019 | 13/13 | 68 | 1144 | 9 | 59 | 5.2 | 16.8 | 88.0 |
| TOTAL | 40/27 | 161 | 2641 | 19 | 75 | 4.0 | 16.4 | 66.0 |

RECEIVING GAME-BY-GAME

| DATE | OPPONENT | NO | YDS | AVG | TD | LG |
|----------|------------|----|-----|------|----|----|
| 8/31/17 | ULM | 0 | 0 | 0.0 | 0 | 0 |
| 9/16/17 | UCLA | 0 | 0 | 0.0 | 0 | 0 |
| 9/23/17 | SIU | 2 | 24 | 12.0 | 0 | 14 |
| 9/30/17 | at UCF | 4 | 51 | 12.8 | 1 | 25 |
| 10/6/17 | at UConn | 1 | 8 | 8.0 | 0 | 8 |
| 10/14/17 | Navy | 1 | 10 | 10.0 | 0 | 10 |
| 10/19/17 | at Houston | 1 | 20 | 20.0 | 0 | 20 |
| 10/27/17 | Tulane | 0 | 0 | 0.0 | 0 | 0 |
| 11/3/17 | at Tulsa | 2 | 21 | 10.5 | 1 | 12 |
| 11/18/17 | SMU | 5 | 62 | 12.4 | 0 | 17 |
| 11/25/17 | ECU | 2 | 78 | 39.0 | 1 | 61 |
| 12/2/17 | at UCF | 1 | 18 | 18.0 | 0 | 18 |

OFFENSIVE LINE GAME-BY-GAME

| DATE | OPPONENT | POSITION - PLAYS |
|----------|------------------|----------------------|
| 8/31/19 | Ole Miss | Did Not Play |
| 9/7/19 | Southern | Did Not Play |
| 9/14/19 | at South Alabama | Right Tackle - 14/67 |
| 9/26/19 | Navy | Did Not Play |
| 10/12/19 | at Temple | Did Not Play |
| 10/19/19 | Tulane | Right Tackle - 7/66 |
| 10/26/19 | at Tulsa | Did Not Play |
| 11/2/19 | SMU | Did Not Play |
| 11/16/19 | at Houston | Did Not Play |
| 11/23/19 | at USF | Did Not Play |
| 11/29/19 | Cincinnati | Did Not Play |
| 12/7/19 | Cincinnati | Did Not Play |



#88 TYCE DANIEL | TIGHT END

R-SOPHOMORE | 1L | 6-4 | 233

PADUCAH, KY.

MCCRACKEN COUNTY HS

MAJOR: SPORT AND LEISURE MANAGEMENT

CAREER

Member of the team for three seasons ... Saw first season of on-field action in 2018 after redshirting in 2017 ... Has played in 19 games ... Has one reception for a TD ... Also has one solo tackle ... Has two years of eligibility remaining.

HONORS (ACADEMIC/ATHLETIC)

Tiger 3.0 Club for 2017 fall and 2018 fall semesters ... 2018-19 AAC All-Academic Team.

CAREER HIGHS

Receptions..... 1, at Temple, Oct. 12, 2019
 Receiving Yards..... 3, at Temple, Oct. 12, 2019
 Long Reception..... 3, at Temple, Oct. 12, 2019
 Receiving Touchdowns 1, at Temple, Oct. 12, 2019

RECEIVING

| YEARS | GP/GS | REC | YARDS | TD | LONG | REC/G | AVG/C | AVG/G |
|--------------|-------------|----------|----------|----------|----------|------------|------------|------------|
| 2018 | 8/0 | 0 | 0 | 0 | 0 | 0.0 | 0.0 | 0.0 |
| 2019 | 11/0 | 1 | 3 | 1 | 3 | 0.1 | 3.0 | 0.3 |
| TOTAL | 19/0 | 1 | 3 | 1 | 3 | 0.1 | 3.0 | 0.2 |

RECEIVING GAME-BY-GAME

| DATE | OPPONENT | NO | YDS | AVG | TD | LG |
|----------|----------------|----|-----|--------------|----|----|
| 9/1/18 | Mercer | 0 | 0 | 0.0 | 0 | 0 |
| 9/8/18 | at Navy | | | Did Not Play | | |
| 9/14/18 | Georgia State | 0 | 0 | 0.0 | 0 | 0 |
| 9/22/18 | South Alabama | 0 | 0 | 0.0 | 0 | 0 |
| 9/28/18 | at Tulane | | | Did Not Play | | |
| 10/6/18 | UConn | 0 | 0 | 0.0 | 0 | 0 |
| 10/13/18 | UCF | | | Did Not Play | | |
| 10/20/18 | at Missouri | 0 | 0 | 0.0 | 0 | 0 |
| 11/3/18 | at ECU | 0 | 0 | 0.0 | 0 | 0 |
| 11/10/18 | Tulsa | 0 | 0 | 0.0 | 0 | 0 |
| 11/16/18 | at SMU | | | Did Not Play | | |
| 11/23/18 | Houston | 0 | 0 | 0.0 | 0 | 0 |
| 12/1/18 | at UCF | | | Did Not Play | | |
| 12/22/18 | vs Wake Forest | | | Did Not Play | | |
| 8/31/19 | Ole Miss | 0 | 0 | 0.0 | 0 | 0 |
| 9/7/19 | Southern | 0 | 0 | 0.0 | 0 | 0 |
| 9/14/19 | at S. Alabama | 0 | 0 | 0.0 | 0 | 0 |
| 9/26/19 | Navy | | | Did Not Play | | |
| 10/5/19 | at ULM | 0 | 0 | 0.0 | 0 | 0 |
| 10/12/19 | at Temple | 1 | 3 | 3.0 | 1 | 3 |
| 10/19/19 | Tulane | 0 | 0 | 0.0 | 0 | 0 |
| 10/26/19 | at Tulsa | | | Did Not Play | | |
| 11/2/19 | SMU | 0 | 0 | 0.0 | 0 | 0 |
| 11/16/19 | at Houston | 0 | 0 | 0.0 | 0 | 0 |
| 11/23/19 | at USF | 0 | 0 | 0.0 | 0 | 0 |
| 11/29/19 | Cincinnati | 0 | 0 | 0.0 | 0 | 0 |
| 12/7/19 | Cincinnati | 0 | 0 | 0.0 | 0 | 0 |



#72 MICHAEL DENSON | OFFENSIVE LINE

SOPHOMORE | TR | 6-5 | 275

ROCKWALL, TEXAS

ROCKWALL-HEATH HS/TYLER JC

MAJOR: MARKETING

CAREER

Transfer from Tyler Junior College ... Made Memphis debut at USF ... Has three years of eligibility.

CAREER HIGHS


Offensive Plays..... 20, at USF, Nov. 23, 2019

OFFENSIVE LINE

| YEAR | GAMES/STARTS | PLAYS/TOTAL TEAM PLAYS |
|--------------|--------------|------------------------|
| 2019 | 1/0 | 14/906 |
| TOTAL | 1/0 | 14/906 |

OFFENSIVE LINE GAME-BY-GAME

| DATE | OPPONENT | POSITION - PLAYS |
|----------|---------------|----------------------|
| 8/31/19 | Ole Miss | Did Not Play |
| 9/7/19 | Southern | Did Not Play |
| 9/14/19 | at S. Alabama | Did Not Play |
| 9/26/19 | Navy | Did Not Play |
| 10/5/19 | at ULM | Did Not Play |
| 10/12/19 | at Temple | Did Not Play |
| 10/19/19 | Tulane | Did Not Play |
| 10/26/19 | at Tulsa | Did Not Play |
| 11/2/19 | SMU | Did Not Play |
| 11/16/19 | at Houston | Did Not Play |
| 11/23/19 | at USF | Right Tackle - 20/89 |
| 11/29/19 | Cincinnati | Did Not Play |
| 12/7/19 | Cincinnati | Did Not Play |



#79 SCOTTIE DILL | OFFENSIVE LINE

R-SENIOR | 3L | 6-7 | 297

EADS, TENN.

BRIARCREST CHRISTIAN HS

MAJOR: MANAGEMENT

CAREER

Graduated in Dec. 2019 ... Has played in 53 games ... Versatile performer who has seen action on the offensive line at right tackle (#79) and tight end (#49) on special teams/heavy package.

CAREER HIGHS

Offensive Plays..... 88 vs Cincinnati, Dec. 7, 2019


OFFENSIVE LINE

| YEAR | GAMES/STARTS | PLAYS/TOTAL TEAM PLAYS |
|--------------|--------------|------------------------|
| 2016 | 13/0 | 44/964 |
| 2017 | 13/0 | 29/941 |
| 2018 | 14/0 | 167/1028 |
| 2019 | 13/13 | 862/906 |
| Total | 53/13 | 1102/3839 |

OFFENSIVE LINE GAME-BY-GAME

| DATE | OPPONENT | POSITION - PLAYS |
|----------|---------------|-------------------------------------|
| 9/3/16 | SEMO | Special Teams |
| 9/17/16 | Kansas | Special Teams & Left Tackle - 14/72 |
| 9/24/16 | Bowling Green | Special Teams - 26/77 |
| 10/1/16 | at Ole Miss | Special Teams |
| 10/6/16 | Temple | Special Teams |
| 10/14/16 | at Tulane | Special Teams |
| 10/22/16 | at Navy | Special Teams |
| 10/29/16 | Tulsa | Special Teams |
| 11/5/16 | at SMU | Special Teams & Right Tackle - 4/72 |
| 11/12/16 | USF | Special Teams |
| 11/18/16 | at Cincinnati | Special Teams |
| 11/25/16 | Houston | Special Teams |

| DATE | OPPONENT | POSITION |
|-----------|-------------------|--------------------------------------|
| 12/20/16 | vs WKU | Special Teams |
| 8/31/17 | UL Monroe | Special Teams |
| 9/16/17 | UCLA | Special Teams |
| 9/23/17 | Southern Illinois | Special Teams |
| 9/30/17 | at UCF | Special Teams |
| 10/6/17 | at UConn | Left Tackle - 14/100 |
| 10/14/17 | Navy | Special Teams |
| 10/19/17 | at Houston | Special Teams |
| 10/27/17 | Tulane | Special Teams |
| 11/3/17 | at Tulsa | Left Tackle - 5/77 |
| 11/18/17 | SMU | Special Teams & Left Tackle - 5/74 |
| 11/25/17 | ECU | Left Tackle - 10/49 |
| 12/2/17 | at UCF | Special Teams |
| 12/30/17 | vs Iowa State | Special Teams |
| 9/1/18 | Mercer | Right Tackle - 34/84 & Special Teams |
| 9/8/18 | at Navy | Special Teams |
| 9/14/18 | Georgia State | Right Tackle 8/63 & Special Teams |
| 9/22/18 | South Alabama | Heavy Package 2/76 & Special Teams |
| 9/28/18 | at Tulane | Special Teams |
| 10/6/18 | UConn | Right Tackle - 9/59 & Special Teams |
| 10/13/18 | UCF | Special Teams |
| 10/20/18 | at Missouri | Right Tackle - 3/81 & Special Teams |
| 11/3/18 | at ECU | Right Tackle - 8/82 & Special Teams |
| 11/10/18 | Tulsa | Right Tackle - 61/78 & Special Teams |
| 11/16/18 | at SMU | Special Teams |
| 11/23/18 | Houston | Right Tackle - 1/92 & Special Teams |
| 12/1/18 | at UCF | Right Tackle - 41/75 & Special Teams |
| 12/22/18 | vs Wake Forest | Special Teams |
| 8/31/19* | Ole Miss | Right Tackle - 82/82 |
| 9/7/19* | Southern | Right Tackle - 55/70 |
| 9/14/19* | at S. Alabama | Right Tackle - 53/67 |
| 9/26/19* | Navy | Right Tackle - 43/43 |
| 10/5/19* | at ULM | Right Tackle - 60/60 |
| 10/12/19* | at Temple | Right Tackle - 77/77 |
| 10/19/19* | Tulane | Right Tackle - 59/66 |
| 10/26/19* | at Tulsa | Right Tackle - 59/59 |
| 11/2/19* | SMU | Right Tackle - 76/76 |
| 11/16/19* | at Houston | Right Tackle - 75/75 |
| 11/23/19* | at USF | Right Tackle - 69/89 |
| 11/29/19* | Cincinnati | Right Tackle - 66/66 |
| 12/7/19* | Cincinnati | Right Tackle - 88/88 |



#94 JOSEPH DORCEUS | DEFENSIVE LINE

R-JUNIOR | 2L | 6-0 | 260

SPRING, TEXAS

SPRING HS

MAJOR: BUSINESS ECONOMICS

- AAC All-Conference Honorable Mention (2019)
- Also saw snaps on the offensive side of the ball in a jumbo package
- Walk-on put on scholarship following the 2017 season

CAREER

Awarded a scholarship in the spring of 2018 ... Originally joined the program as a walk-on ... Has played in 38 games on the defensive line ... Also has seen game action in the offensive backfield as part of a jumbo package ... Has 109 total tackles (69 solo), 26.5 TFL (104 yards) and 12 sacks (68 yards) ... Also has 13 QB hurries, three PBU, one forced fumble and a fumble recovery ... Has 18 multi-tackle games ... On offense, has two receptions for eight yards.

HONORS (ACADEMIC/ATHLETIC)

Tiger 3.0 Club for 2019 spring semester ... 2016-17 AAC All-Academic Team ... 2016 Glenn Jones Defensive Scout Team Player of the Year.

CAREER HIGHS

| | |
|---------------------|--|
| Tackles | 8, at Tulsa, Oct. 26, 29/19 |
| Sacks | 2, 2x, last vs Cincinnati, Nov. 29, 2019 |
| Tackles for Loss | 4, 2x, last vs Cincinnati, Nov. 29, 2019 |
| Quarterback Hurries | 4, at ECU, Nov. 3, 2018 |
| Pass Breakup | 1, 3x, last at SMU, Nov. 16, 2018 |
| Forced Fumbles | 1, vs UCF, Oct. 13, 2018 |
| Receptions | 1, 2x, last vs Navy, Sept. 26, 2019 |

TACKLES

| YEAR | GP/GS | UA | A | TOTAL | TFL | TFLY | PD | FF | FR | BLK |
|--------------|--------------|-----------|-----------|------------|-------------|------------|----------|----------|----------|----------|
| 2017 | 11/0 | 11 | 5 | 16 | 5.0 | 12 | 1 | 0 | 0 | 0 |
| 2018 | 14/1 | 30 | 20 | 50 | 7.0 | 36 | 2 | 1 | 0 | 0 |
| 2019 | 13/10 | 28 | 15 | 43 | 14.5 | 56 | 0 | 0 | 1 | 0 |
| Total | 38/11 | 69 | 40 | 109 | 26.5 | 104 | 3 | 1 | 1 | 0 |

SACKS

| YEAR | GP/GS | UA | A | TOTAL | YARDS |
|--------------|--------------|-----------|----------|-------------|-----------|
| 2017 | 11/0 | 1 | 0 | 1.0 | 6 |
| 2018 | 14/1 | 5 | 2 | 6.0 | 35 |
| 2019 | 13/10 | 4 | 2 | 5.0 | 27 |
| Total | 38/11 | 10 | 4 | 12.0 | 68 |

DEFENSE GAME-BY-GAME

| DATE | OPPONENT | UT | AT | TT | TFL | SK | FF | FR | PD | INT | QBH |
|-----------|----------------|----|----|----|-------|--------|----|-----|----|-----|-----|
| 9/23/17 | SIU | 0 | 0 | 0 | 0-0 | 0-0 | 0 | 0-0 | 0 | 0-0 | 0 |
| 9/30/17 | at UCF | 0 | 0 | 0 | 0-0 | 0-0 | 0 | 0-0 | 0 | 0-0 | 0 |
| 10/6/17 | at UConn | 3 | 0 | 3 | 1-6 | 1-6 | 0 | 0-0 | 0 | 0-0 | 0 |
| 10/14/17 | Navy | 0 | 0 | 0 | 0-0 | 0-0 | 0 | 0-0 | 0 | 0-0 | 0 |
| 10/19/17 | at Houston | 3 | 2 | 5 | .5-0 | 0-0 | 0 | 0-0 | 0 | 0-0 | 0 |
| 10/27/17 | Tulane | 1 | 0 | 1 | 0-0 | 0-0 | 0 | 0-0 | 0 | 0-0 | 0 |
| 11/3/17 | at Tulsa | 2 | 2 | 4 | 1.5-2 | 0-0 | 0 | 0-0 | 0 | 0-0 | 0 |
| 11/18/17 | SMU | 0 | 0 | 0 | 0-0 | 0-0 | 0 | 0-0 | 0 | 0-0 | 0 |
| 11/25/17 | ECU | 2 | 1 | 3 | 2-4 | 0-0 | 0 | 0-0 | 1 | 0-0 | 1 |
| 12/2/17 | at UCF | 0 | 0 | 0 | 0-0 | 0-0 | 0 | 0-0 | 0 | 0-0 | 0 |
| 12/30/17 | vs Iowa State | 0 | 0 | 0 | 0-0 | 0-0 | 0 | 0-0 | 0 | 0-0 | 0 |
| 9/1/18 | Mercer | 0 | 0 | 0 | 0-0 | 0-0 | 0 | 0-0 | 0 | 0-0 | 0 |
| 9/8/18 | at Navy | 3 | 3 | 6 | 1-3 | 1-3 | 0 | 0-0 | 0 | 0-0 | 0 |
| 9/14/18 | Georgia State | 3 | 1 | 4 | 0-0 | 0-0 | 0 | 0-0 | 0 | 0-0 | 1 |
| 9/22/18 | S Alabama | 4 | 0 | 4 | 1-6 | 1-6 | 0 | 0-0 | 0 | 0-0 | 1 |
| 9/28/18 | at Tulane | 3 | 3 | 6 | 1-6 | 1-6 | 0 | 0-0 | 0 | 0-0 | 0 |
| 10/6/18 | UConn | 1 | 1 | 2 | 0-0 | 0-0 | 0 | 0-0 | 0 | 0-0 | 1 |
| 10/13/18 | UCF | 4 | 1 | 5 | 2-13 | 2-13 | 1 | 0-0 | 1 | 0-0 | 0 |
| 10/20/18 | at Missouri | 1 | 0 | 1 | 0-0 | 0-0 | 0 | 0-0 | 0 | 0-0 | 0 |
| 11/3/18 | at ECU | 0 | 1 | 1 | 0-0 | 0-0 | 0 | 0-0 | 0 | 0-0 | 4 |
| 11/10/18 | Tulsa | 2 | 3 | 5 | 0-0 | 0-0 | 0 | 0-0 | 0 | 0-0 | 0 |
| 11/16/18 | at SMU | 1 | 4 | 5 | 1.5-7 | 1-7 | 0 | 0-0 | 1 | 0-0 | 0 |
| 11/23/18 | Houston | 0 | 1 | 1 | 0.5-1 | 0-0 | 0 | 0-0 | 0 | 0-0 | 0 |
| 12/1/18 | at UCF | 3 | 1 | 4 | 0-0 | 0-0 | 0 | 0-0 | 0 | 0-0 | 0 |
| 12/22/18* | vs Wake Forest | 5 | 1 | 6 | 0-0 | 0-0 | 0 | 0-0 | 0 | 0-0 | 0 |
| 8/31/19* | Ole Miss | 2 | 1 | 3 | 2-5 | 1-3 | 0 | 0-0 | 0 | 0-0 | 1 |
| 9/7/19* | Southern | 3 | 0 | 3 | 0-0 | 0-0 | 0 | 0-0 | 0 | 0-0 | 0 |
| 9/14/19* | at S. Alabama | 4 | 1 | 5 | 1-12 | 0-0 | 0 | 0-0 | 0 | 0-0 | 0 |
| 9/26/19 | Navy | 1 | 1 | 2 | 0-0 | 0-0 | 0 | 0-0 | 0 | 0-0 | 0 |
| 10/5/19 | at ULM | 4 | 3 | 7 | 4-19 | 1.5-15 | 0 | 0-0 | 0 | 0-0 | 0 |
| 10/12/19* | at Temple | 0 | 1 | 1 | 0-0 | 0-0 | 0 | 1-0 | 0 | 0-0 | 1 |
| 10/19/19* | Tulane | 1 | 0 | 1 | 0-0 | 0-0 | 0 | 0-0 | 0 | 0-0 | 1 |
| 10/26/19* | at Tulsa | 1 | 7 | 8 | 1.5-4 | 0.5-2 | 0 | 0-0 | 0 | 0-0 | 1 |
| 11/2/19* | SMU | 1 | 0 | 1 | 0-0 | 0-0 | 0 | 0-0 | 0 | 0-0 | 1 |
| 11/16/19* | at Houston | 3 | 0 | 3 | 0-0 | 0-0 | 0 | 0-0 | 0 | 0-0 | 0 |
| 11/23/19 | at USF | 4 | 0 | 4 | 2-5 | 0-0 | 0 | 0-0 | 0 | 0-0 | 0 |
| 11/29/19* | Cincinnati | 4 | 0 | 4 | 4-11 | 2-7 | 0 | 0-0 | 0 | 0-0 | 0 |
| 12/7/19* | Cincinnati | 0 | 1 | 1 | 0-0 | 0-0 | 0 | 0-0 | 0 | 0-0 | 0 |



#97 WARDALIS DUCKSWORTH | DEFENSIVE LINE

JUNIOR | TR | 6-4 | 248

MIZE, MISS.

MIZE HS/JONES COUNTY JC

MAJOR: PROFESSIONAL STUDIES

CAREER

Transfer from Jones County JC ... Made Memphis debut against Navy ... Has two years of eligibility.

HONORS (ACADEMIC/ATHLETIC)

Tiger 3.0 Club for the 2017 fall and 2018 fall semesters.

CAREER HIGHS

| | |
|------------------|----------------------------|
| Tackles | 3, vs Navy, Sept. 26, 2019 |
| Tackles for Loss | 1, vs Navy, Sept. 26, 2019 |

TACKLES

| YEAR | GP/GS | UA | A | TOTAL | TFL | TFLY | PD | FF | FR | BLK |
|--------------|------------|----------|----------|----------|----------|----------|----------|----------|----------|----------|
| 2019 | 3/0 | 2 | 1 | 3 | 1 | 3 | 0 | 0 | 0 | 0 |
| Total | 3/0 | 2 | 1 | 3 | 1 | 3 | 0 | 0 | 0 | 0 |

SACKS

| YEAR | GP/GS | UA | A | TOTAL | YARDS |
|--------------|------------|----------|----------|----------|----------|
| 2019 | 3/0 | 1 | 0 | 1 | 3 |
| Total | 3/0 | 1 | 0 | 1 | 3 |

DEFENSE GAME-BY-GAME

| DATE | OPPONENT | UT | AT | TT | TFL | SK | FF | FR | PD | INT | QBH |
|----------|---------------|----|----|----|-----|-----|----|-----|----|-----|-----|
| 8/31/19 | Ole Miss | | | | | | | | | | |
| 9/7/19 | Southern | | | | | | | | | | |
| 9/14/19 | at S. Alabama | | | | | | | | | | |
| 9/26/19 | Navy | 2 | 1 | 3 | 1-3 | 1-3 | 0 | 0-0 | 0 | 0-0 | 0 |
| 10/5/19 | at ULM | | | | | | | | | | |
| 10/12/19 | at Temple | | | | | | | | | | |
| 10/19/19 | Tulane | | | | | | | | | | |
| 10/26/19 | at Tulsa | | | | | | | | | | |
| 11/2/19 | SMU | | | | | | | | | | |
| 11/16/19 | at Houston | | | | | | | | | | |
| 11/23/19 | at USF | 0 | 0 | 0 | 0-0 | 0-0 | 0 | 0-0 | 0 | 0-0 | 0 |
| 11/29/19 | Cincinnati | | | | | | | | | | |
| 12/7/19 | Cincinnati | 0 | 0 | 0 | 0-0 | 0-0 | 0 | 0-0 | 0 | 0-0 | 0 |



#5 SEAN DYKES | TIGHT END

SENIOR | 3L | 6-2 | 221
HOUSTON, TEXAS
MANVEL HS
MAJOR: MARKETING

CAREER

Graduated in Dec. 2019 ... Will miss the remainder of the 2019 season due to injury ... Has seen action in 40 games, making 20 starts ... Has 33 catches for 588 yards and five TD ... Has a career-long reception of 63 yards ... Has seven multi-reception games.

HONORS (ACADEMIC/ATHLETIC)

Tiger 3.0 Club for 2018 spring semester.

CAREER HIGHS

Pass Receptions 3, 4x, last at UCF, Dec. 1, 2018
Receiving Yards 161, at UCF, Dec. 2, 2017
Long Reception 63, at UCF, Dec. 2, 2017
Receiving Touchdowns 1, 5x, last at UCF, Dec. 1, 2018

RECEIVING

| YEARS | GP/GS | REC | YARDS | TD | LONG | REC/G | AVG/C | AVG/G |
|--------------|--------------|-----------|------------|----------|-----------|------------|-------------|-------------|
| 2016 | 10/1 | 3 | 37 | 0 | 30 | 0.3 | 12.3 | 3.7 |
| 2017 | 13/8 | 15 | 346 | 3 | 63 | 1.2 | 23.1 | 26.6 |
| 2018 | 13/8 | 13 | 196 | 2 | 34 | 1.0 | 15.1 | 15.1 |
| 2019 | 4/3 | 2 | 9 | 0 | 5 | 0.5 | 4.5 | 2.3 |
| TOTAL | 40/20 | 33 | 588 | 5 | 63 | 0.8 | 17.8 | 14.7 |

RECEIVING GAME-BY-GAME

| DATE | OPPONENT | NO | YDS | AVG | TD | LG |
|-----------|---------------|----|-----|------|----|----|
| 9/3/16 | SEMO | | | | | |
| 9/17/16 | Kansas | 0 | 0 | 0.0 | 0 | 0 |
| 9/24/16 | Bowling Green | 0 | 0 | 0.0 | 0 | 0 |
| 10/1/16 | at Ole Miss | 0 | 0 | 0.0 | 0 | 0 |
| 10/6/16 | Temple | 0 | 0 | 0.0 | 0 | 0 |
| 10/14/16 | at Tulane | 0 | 0 | 0.0 | 0 | 0 |
| 10/22/16* | at Navy | 1 | 30 | 30.0 | 0 | 30 |
| 10/29/16 | Tulsa | 0 | 0 | 0.0 | 0 | 0 |
| 11/5/16 | at SMU | 1 | 1 | 1.0 | 0 | 1 |
| 11/12/16 | USF | 0 | 0 | 0.0 | 0 | 0 |
| 11/18/16 | at Cincinnati | 1 | 6 | 6.0 | 0 | 6 |
| 11/25/16 | Houston | | | | | |
| 12/20/16 | vs WKU | | | | | |
| 8/31/17 | ULM | 0 | 0 | 0.0 | 0 | 0 |
| 9/16/17* | UCLA | 1 | 7 | 0 | 0 | 7 |
| 9/23/17 | SIU | 1 | 3 | 0.0 | 0 | 3 |
| 9/30/17* | at UCF | 1 | 9 | 9.0 | 0 | 9 |
| 10/6/17* | at UConn | 1 | 30 | 30.0 | 1 | 30 |
| 10/14/17* | Navy | 3 | 37 | 12.3 | 0 | 17 |
| 10/19/17* | at Houston | 2 | 41 | 20.5 | 1 | 21 |
| 10/27/17* | Tulane | 1 | 38 | 38.0 | 1 | 38 |
| 11/3/17 | at Tulsa | 0 | 0 | 0.0 | 0 | 0 |
| 11/18/17* | SMU | 1 | 6 | 6.0 | 0 | 6 |
| 11/25/17 | ECU | 0 | 0 | 0.0 | 0 | 0 |

| | | | | | | |
|-----------|----------------|---|-----|------|---|---------------------|
| 12/2/17 | at UCF | 3 | 161 | 53.7 | 0 | 63 |
| 12/30/17* | vs Iowa State | 1 | 14 | 14.0 | 0 | 14 |
| 9/1/18* | Mercer | 2 | 20 | 10.0 | 1 | 15 |
| 9/8/18* | at Navy | 1 | 14 | 14.0 | 0 | 14 |
| 9/14/18* | Georgia State | 0 | 0 | 0.0 | 0 | 0 |
| 9/22/18 | South Alabama | | | | | Did Not Play |
| 9/28/18 | at Tulane | 1 | 34 | 34.0 | 0 | 34 |
| 10/6/18* | UConn | 3 | 62 | 20.7 | 0 | 28 |
| 10/13/18* | UCF | 1 | 19 | 19.0 | 0 | 19 |
| 10/20/18 | at Missouri | 0 | 0 | 0.0 | 0 | 0 |
| 11/3/18* | at ECU | 0 | 0 | 0.0 | 0 | 0 |
| 11/10/18 | Tulsa | 1 | 8 | 8.0 | 0 | 8 |
| 11/16/18* | at SMU | 1 | 10 | 10.0 | 0 | 10 |
| 11/23/18 | Houston | 0 | 0 | 0.0 | 0 | 0 |
| 12/1/18 | at UCF | 3 | 29 | 9.7 | 1 | 19 |
| 12/22/18* | vs Wake Forest | 0 | 0 | 0.0 | 0 | 0 |
| 8/31/19 | Ole Miss | 0 | 0 | 0.0 | 0 | 0 |
| 9/7/19* | Southern | 2 | 9 | 4.5 | 0 | 5 |
| 9/14/19* | at S. Alabama | 0 | 0 | 0.0 | 0 | 0 |
| 9/26/19* | Navy | 0 | 0 | 0.0 | 0 | 0 |
| 10/5/19 | at ULM | | | | | Did Not Play - Inj. |
| 10/12/19 | at Temple | | | | | Did Not Play - Inj. |
| 10/19/19 | Tulane | | | | | Did Not Play - Inj. |
| 10/26/19 | at Tulsa | | | | | Did Not Play - Inj. |
| 11/2/19 | SMU | | | | | Did Not Play - Inj. |
| 11/16/19 | at Houston | | | | | Did Not Play - Inj. |
| 11/23/19 | at USF | | | | | Did Not Play - Inj. |
| 11/29/19 | Cincinnati | | | | | Did Not Play - Inj. |
| 12/7/19 | Cincinnati | | | | | Did Not Play - Inj. |



#50 JARED EDWARDS | TIGHT END/O-LINE

R-FRESHMAN | SQ | 6-4 | 281
EVENSVILLE, TENN.
RHEA COUNTY HS
MAJOR: MANAGEMENT

CAREER

Returns for his second year after a redshirt season in 2018 ... Has three years of eligibility remaining.

CAREER HIGHS

Offensive Plays 3 vs Tulane, Oct. 19, 2019

OFFENSIVE LINE

| YEAR | GAMES/STARTS | PLAYS/TOTAL TEAM PLAYS |
|--------------|--------------|------------------------|
| 2019 | 1/0 | 3/906 |
| Total | 1/0 | 3/906 |

OFFENSIVE LINE GAME-BY-GAME

| DATE | OPPONENT | POSITION - PLAYS |
|----------|---------------|-------------------|
| 8/31/19 | Ole Miss | Did Not Play |
| 9/7/19 | Southern | Did Not Play |
| 9/14/19 | at S. Alabama | Did Not Play |
| 9/26/19 | Navy | Did Not Play |
| 10/5/19 | at ULM | Did Not Play |
| 10/12/19 | at Temple | Did Not Play |
| 10/19/19 | Tulane | Left Guard - 3/66 |
| 10/26/19 | at Tulsa | Did Not Play |
| 11/2/19 | SMU | Did Not Play |
| 11/16/19 | at Houston | Did Not Play |
| 11/23/19 | at USF | Did Not Play |
| 11/29/19 | Cincinnati | Did Not Play |
| 12/7/19 | Cincinnati | Did Not Play |



#74 ISAAC ELLIS | OFFENSIVE LINE

R-FRESHMAN | 1L | 6-2 | 310
 MONROE, LA.
 CARROLL HS
 MAJOR: HISTORY

CAREER

Returns for his second year after a redshirt season in 2018 ... Has seen action in 16 games on the offensive line (337 snaps) ... Has three years of eligibility remaining.

HONORS (ACADEMIC/ATHLETIC)

Tiger 3.0 Club for 2018 spring and 2019 spring semesters ... 2018-19 AAC All-Academic Team.

CAREER HIGHS

Offensive Plays..... 36, at USF, Nov. 23, 2019

OFFENSIVE LINE

| YEAR | GAMES/STARTS | PLAYS/TOTAL TEAM PLAYS |
|--------------|--------------|------------------------|
| 2018 | 3/0 | 51/1028 |
| 2019 | 13/0 | 286/906 |
| Total | 16/0 | 337/1934 |

OFFENSIVE LINE GAME-BY-GAME

| DATE | OPPONENT | POSITION - PLAYS |
|----------|----------------|---------------------------------------|
| 9/1/18 | Mercer | Center - 34/84 |
| 9/8/18 | at Navy | Did Not Play |
| 9/14/18 | Georgia State | Center - 8/63 |
| 9/22/18 | South Alabama | Did Not Play |
| 9/28/18 | at Tulane | Did Not Play |
| 10/6/18 | UConn | Center - 9/59 |
| 10/13/18 | UCF | Did Not Play |
| 10/20/18 | at Missouri | Did Not Play |
| 11/3/18 | at ECU | Did Not Play |
| 11/10/18 | Tulsa | Did Not Play |
| 11/16/18 | at SMU | Did Not Play |
| 11/23/18 | Houston | Did Not Play |
| 12/1/18 | at UCF | Did Not Play |
| 12/22/18 | vs Wake Forest | Did Not Play |
| 8/31/19 | Ole Miss | Left Guard/Right Guard - 28/82 |
| 9/7/19 | Southern | Left Guard/Right Guard - 35/70 |
| 9/14/19 | at S. Alabama | Right Guard/Center - 32/67 |
| 9/26/19 | Navy | Special Teams |
| 10/5/19 | at ULM | Left Guard - 46/60 |
| 10/12/19 | at Temple | Right Guard - 7/77 |
| 10/19/19 | Tulane | Center/Right Guard - 12/66 |
| 10/26/19 | at Tulsa | Right Guard - 19/59 |
| 11/2/19 | SMU | Left Guard/Right Guard - 41/76 |
| 11/16/19 | at Houston | Left Guard/Right Guard - 18/75 |
| 11/23/19 | at USF | Left Guard/Center/Right Guard - 36/89 |
| 11/29/19 | Cincinnati | Right Guard - 6/66 |
| 12/7/19 | Cincinnati | Right Guard - 6/88 |



#77 OBINNA EZE | OFFENSIVE LINE

R-SOPHOMORE | 1L | 6-8 | 303
 NASHVILLE, TENN.
 DAVIDSON ACADEMY
 MAJOR: FINANCE

CAREER

Member of the team for three seasons ... Saw first season of on-field action in 2018 after redshirting in 2017 ... Has played in 19 games on the offensive line ... Has 928 total snaps ... Has two years of eligibility remaining.

HONORS (ACADEMIC/ATHLETIC)

2017-18 AAC All-Academic Team ... Tiger 3.0 Club for the 2017 fall and 2018 fall semesters.

CAREER HIGHS

Offensive Plays..... 88 vs Cincinnati, Dec. 7, 2019

OFFENSIVE LINE

| YEAR | GAMES/STARTS | PLAYS/TOTAL TEAM PLAYS |
|--------------|--------------|------------------------|
| 2018 | 6/0 | 67/1028 |
| 2019 | 13/13 | 861/906 |
| Total | 19/13 | 928/1934 |

OFFENSIVE LINE GAME-BY-GAME

| DATE | OPPONENT | POSITION - PLAYS |
|-----------|----------------|---------------------|
| 9/1/18 | Mercer | Left Tackle - 34/84 |
| 9/8/18 | at Navy | Did Not Play |
| 9/14/18 | Georgia State | Left Tackle - 8/63 |
| 9/22/18 | South Alabama | Tackle - 3/76 |
| 9/28/18 | at Tulane | Did Not Play |
| 10/6/18 | UConn | Left Tackle - 9/59 |
| 10/13/18 | UCF | Did Not Play |
| 10/20/18 | at Missouri | Left Tackle - 3/81 |
| 11/3/18 | at ECU | Did Not Play |
| 11/10/18 | Tulsa | Left Tackle - 10/78 |
| 11/16/18 | at SMU | Did Not Play |
| 11/23/18 | Houston | Did Not Play |
| 12/1/18 | at UCF | Did Not Play |
| 12/22/18 | vs Wake Forest | Did Not Play |
| 8/31/19* | Ole Miss | Left Tackle - 82/82 |
| 9/7/19* | Southern | Left Tackle - 46/70 |
| 9/14/19* | at S. Alabama | Left Tackle - 53/67 |
| 9/26/19* | Navy | Left Tackle - 43/43 |
| 10/5/19* | at ULM | Left Tackle - 60/60 |
| 10/12/19* | at Temple | Left Tackle - 77/77 |
| 10/19/19* | Tulane | Left Tackle - 59/66 |
| 10/26/19* | at Tulsa | Left Tackle - 59/59 |
| 11/2/19* | SMU | Left Tackle - 76/76 |
| 11/16/19* | at Houston | Left Tackle - 75/75 |
| 11/23/19* | at USF | Left Tackle - 77/89 |
| 11/29/19* | Cincinnati | Left Tackle - 66/66 |
| 12/7/19* | Cincinnati | Left Tackle - 88/88 |



#80 COYE' FAIRMAN | WIDE RECEIVER

R-SOPHOMORE | SQ | 6-3 | 203
 HUMBLE, TEXAS
 ATASCOCITA HS
 MAJOR: PUBLIC RELATIONS

CAREER

Member of the team for two seasons ... Made 2019 debut against Southern ... Did not see game action in 2018 ... Redshirted in 2017 ... Has three years of eligibility remaining.

CAREER HIGHS

Receptions..... 1, vs Southern, Sept. 7, 2019
 Receiving Yards..... 11, vs Southern, Sept. 7, 2019
 Long Reception..... 11, vs Southern, Sept. 7, 2019

RECEIVING

| YEARS | GP/GS | REC | YARDS | TD | LONG | REC/G | AVG/C | AVG/G |
|--------------|------------|----------|-----------|----------|-----------|------------|-------------|------------|
| 2019 | 5/0 | 1 | 11 | 0 | 11 | 0.5 | 11.0 | 5.5 |
| TOTAL | 5/0 | 1 | 11 | 0 | 11 | 0.5 | 11.0 | 5.5 |

RECEIVING GAME-BY-GAME

| DATE | OPPONENT | NO | YDS | AVG | TD | LG |
|----------|---------------|----|-----|--------------|----|----|
| 8/31/19 | Ole Miss | | | Did Not Play | | |
| 9/7/19 | Southern | 1 | 11 | 11.0 | 0 | 11 |
| 9/14/19 | at S. Alabama | 0 | 0 | 0.0 | 0 | 0 |
| 9/26/19 | Navy | | | Did Not Play | | |
| 10/5/19 | at ULM | | | Did Not Play | | |
| 10/12/19 | at Temple | | | Did Not Play | | |
| 10/19/19 | Tulane | 0 | 0 | 0.0 | 0 | 0 |
| 10/26/19 | at Tulsa | | | Did Not Play | | |
| 11/2/19 | SMU | | | Did Not Play | | |
| 11/16/19 | at Houston | 0 | 0 | 0.0 | 0 | 0 |
| 11/23/19 | at USF | 0 | 0 | 0.0 | 0 | 0 |
| 11/29/19 | Cincinnati | | | Did Not Play | | |
| 12/7/19 | Cincinnati | | | Did Not Play | | |



#71 EVAN FIELDS | OFFENSIVE LINE

R-FRESHMAN | SQ | 6-5 | 293

SHARPSBURG, GA.

EAST COWETA HS

MAJOR: ENGINEERING TECHNOLOGY

CAREER

Returns for his second year after a redshirt season in 2018 ... Made collegiate debut at South Alabama ... Has three years of eligibility remaining.

CAREER HIGHS

Offensive Plays..... 20, at USF, Nov. 23, 2019

OFFENSIVE LINE

| YEAR | GAMES/STARTS | PLAYS/TOTAL TEAM PLAYS |
|--------------|--------------|------------------------|
| 2019 | 8/0 | 54/906 |
| Total | 8/0 | 54/906 |

OFFENSIVE LINE GAME-BY-GAME

| DATE | OPPONENT | POSITION - PLAYS |
|----------|---------------|---------------------|
| 8/31/19 | Ole Miss | Did Not Play |
| 9/7/19 | Southern | Did Not Play |
| 9/14/19 | at S. Alabama | Right Guard - 14/67 |
| 9/26/19 | Navy | Special Teams |
| 10/5/19 | at ULM | Did Not Play |
| 10/12/19 | at Temple | Did Not Play |
| 10/19/19 | Tulane | Right Guard - 7/66 |
| 10/26/19 | at Tulsa | Special Teams |
| 11/2/19 | SMU | Special Teams |
| 11/16/19 | at Houston | Right Guard - 13/75 |
| 11/23/19 | at USF | Right Guard - 20/89 |
| 11/29/19 | Cincinnati | Special Teams |
| 12/7/19 | Cincinnati | Special Teams |



#24 CAMERON FLEMING | DEFENSIVE BACK

R-FRESHMAN | 1L | 5-7 | 176

CEDAR HILL, TEXAS

CEDAR HILL HS

MAJOR: SPORT LEISURE MANAGEMENT

CAREER

Returns for his second year after a redshirt season in 2018 ... Transitioned into defensive back during the 2019 fall camp ... Has seen action in five games ... Has seven carries for 25 yards ... Has a long rush of 13 yards ... Has three years of eligibility remaining.

HONORS (ACADEMIC/ATHLETIC)

2018-19 AAC All-Academic Team.

CAREER HIGHS

Rushes 5, vs Mercer, Sept. 1, 2018
Long Rush 13, vs Mercer, Sept. 1, 2018

TACKLES

| YEAR | GP/GS | UA | A | TOTAL | TFL | TFLY | PD | FF | FR | BLK |
|--------------|------------|----------|----------|----------|------------|----------|----------|----------|----------|----------|
| 2019 | 3/0 | 0 | 0 | 0 | 0.0 | 0 | 0 | 0 | 0 | 0 |
| Total | 3/0 | 0 | 0 | 0 | 0.0 | 0 | 0 | 0 | 0 | 0 |

DEFENSE GAME-BY-GAME

| DATE | OPPONENT | UT | AT | TT | TFL | SK | FF | FR | PD | INT | QBH |
|----------|---------------|----|----|----|-----|-----|----|-----|----|-----|-----|
| 8/31/19 | Ole Miss | 0 | 0 | 0 | 0-0 | 0-0 | 0 | 0-0 | 0 | 0-0 | 0 |
| 9/7/19 | Southern | 0 | 0 | 0 | 0-0 | 0-0 | 0 | 0-0 | 0 | 0-0 | 0 |
| 9/14/19 | at S. Alabama | 0 | 0 | 0 | 0-0 | 0-0 | 0 | 0-0 | 0 | 0-0 | 0 |
| 9/26/19 | Navy | | | | | | | | | | |
| 10/5/19 | at ULM | | | | | | | | | | |
| 10/12/19 | at Temple | | | | | | | | | | |
| 10/19/19 | Tulane | | | | | | | | | | |
| 10/26/19 | at Tulsa | | | | | | | | | | |
| 11/2/19 | SMU | | | | | | | | | | |
| 11/16/19 | at Houston | | | | | | | | | | |

| | | |
|----------|------------|--------------|
| 11/23/19 | at USF | Did Not Play |
| 11/29/19 | Cincinnati | Did Not Play |
| 12/7/19 | Cincinnati | Did Not Play |

RUSHING

| YEAR | GP/GS | ATT | YARDS | TD | LONG | AVG/C | AVG/G |
|--------------|------------|----------|-----------|----------|-----------|------------|------------|
| 2018 | 2/0 | 7 | 25 | 0 | 13 | 3.6 | 12.5 |
| 2019 | 3/0 | 0 | 0 | 0 | 0 | 0.0 | 0.0 |
| TOTAL | 5/0 | 7 | 25 | 0 | 13 | 3.6 | 5.0 |

RUSHING GAME-BY-GAME

| DATE | OPPONENT | NO | YDS | AVG | TD | LG |
|----------|----------------|----|-----|-----|----|--------------|
| 9/1/18 | Mercer | 5 | 21 | 4.2 | 0 | 13 |
| 9/8/18 | at Navy | | | | | Did Not Play |
| 9/14/18 | Georgia State | | | | | Did Not Play |
| 9/22/18 | South Alabama | | | | | Did Not Play |
| 9/28/18 | at Tulane | | | | | Did Not Play |
| 10/6/18 | UConn | 2 | 4 | 2.0 | 0 | 4 |
| 10/13/18 | UCF | | | | | Did Not Play |
| 10/20/18 | at Missouri | | | | | Did Not Play |
| 11/3/18 | at ECU | | | | | Did Not Play |
| 11/10/18 | Tulsa | | | | | Did Not Play |
| 11/16/18 | at SMU | | | | | Did Not Play |
| 11/23/18 | Houston | | | | | Did Not Play |
| 12/1/18 | at UCF | | | | | Did Not Play |
| 12/22/18 | vs Wake Forest | | | | | Did Not Play |



#32 JACOBI FRANCIS | DEFENSIVE BACK

R-JUNIOR | 2L | 5-10 | 186

COVINGTON, GA.

NEWTON HS

MAJOR: SPORT AND LEISURE MANAGEMENT

CAREER

Has played in 39 games ... Has 64 total tackles (48 solo), three TFL, 17 PBU, two interceptions, one forced fumble, one fumble recovery and one QB hurry ... Returned a fumbled PAT snap for two points at South Alabama ... Has 16 multi-tackle games ... Redshirted the 2016 season and has one year of eligibility remaining.

HONORS (ACADEMIC/ATHLETIC)

Tiger 3.0 Club for the 2017 fall and 2018 fall semesters.

CAREER HIGHS

Tackles 6, at Tulane, Sept. 28, 2018
Tackles for Loss 1, 3x, last at SMU, Nov. 16, 2018
Forced Fumbles 1, vs Mercer, Sept. 1, 2018
Fumble Recoveries 1, vs South Alabama, Sept. 22, 2018
Pass Breakups 2, 4x, last at Temple, Oct. 12, 2019
Quarterback Hurries 1, vs SMU, Nov. 18, 2017
Interceptions 1, 2x, last vs Cincinnati, Nov. 29, 2019

TACKLES

| YEAR | GP/GS | UA | A | TOTAL | TFL | TFLY | PD | FF | FR | BLK |
|--------------|--------------|-----------|-----------|-----------|------------|----------|-----------|----------|----------|----------|
| 2017 | 12/0 | 5 | 1 | 6 | 0.0 | 0 | 4 | 0 | 0 | 0 |
| 2018 | 14/3 | 18 | 6 | 24 | 3.0 | 6 | 4 | 1 | 1 | 0 |
| 2019 | 13/13 | 25 | 9 | 34 | 0.0 | 0 | 9 | 0 | 0 | 0 |
| Total | 39/16 | 48 | 16 | 64 | 3.0 | 6 | 17 | 1 | 1 | 0 |

INTERCEPTIONS

| YEAR | GP | NO | Yards | TD | Long | Avg/R | Avg/G |
|--------------|--------------|----------|----------|----------|----------|------------|------------|
| 2017 | 12/0 | 0 | 0 | 0 | 0 | 0.0 | 0.0 |
| 2018 | 14/3 | 1 | -1 | 0 | 0 | -1.0 | -0.1 |
| 2019 | 13/13 | 1 | 8 | 0 | 8 | 8.0 | 0.6 |
| Total | 39/16 | 2 | 7 | 0 | 8 | 3.5 | 0.2 |

DEFENSE GAME-BY-GAME

| DATE | OPPONENT | UT | AT | TT | TFL | SK | FF | FR | PD | INT | QBH |
|----------|------------|----|----|----|-----|-----|----|-----|----|-----|-----|
| 9/16/17 | UCLA | 0 | 0 | 0 | 0-0 | 0-0 | 0 | 0-0 | 1 | 0-0 | 0 |
| 9/23/17 | SIU | 1 | 0 | 1 | 0-0 | 0-0 | 0 | 0-0 | 0 | 0-0 | 0 |
| 9/30/17 | at UCF | 0 | 0 | 0 | 0-0 | 0-0 | 0 | 0-0 | 0 | 0-0 | 0 |
| 10/6/17 | at UConn | 0 | 0 | 0 | 0-0 | 0-0 | 0 | 0-0 | 0 | 0-0 | 0 |
| 10/14/17 | Navy | 0 | 0 | 0 | 0-0 | 0-0 | 0 | 0-0 | 0 | 0-0 | 0 |
| 10/19/17 | at Houston | 1 | 1 | 2 | 0-0 | 0-0 | 0 | 0-0 | 0 | 0-0 | 0 |
| 10/27/17 | Tulane | 0 | 0 | 0 | 0-0 | 0-0 | 0 | 0-0 | 0 | 0-0 | 0 |

| | | | | | | | | | | | |
|-----------|----------------|---|---|---|-----|-----|---|-----|---|------|---|
| 11/3/17 | at Tulsa | 0 | 0 | 0 | 0-0 | 0-0 | 0 | 0-0 | 2 | 0-0 | 0 |
| 11/18/17 | SMU | 0 | 0 | 0 | 0-0 | 0-0 | 0 | 0-0 | 1 | 0-0 | 1 |
| 11/25/17 | ECU | 1 | 0 | 1 | 0-0 | 0-0 | 0 | 0-0 | 0 | 0-0 | 0 |
| 12/2/17 | at UCF | 0 | 0 | 0 | 0-0 | 0-0 | 0 | 0-0 | 0 | 0-0 | 0 |
| 12/30/17 | vs Iowa St | 2 | 0 | 2 | 0-0 | 0-0 | 0 | 0-0 | 0 | 0-0 | 0 |
| 9/1/18 | Mercer | 1 | 0 | 1 | 0-0 | 0-0 | 1 | 0-0 | 0 | 0-0 | 0 |
| 9/8/18 | at Navy | 1 | 0 | 1 | 0-0 | 0-0 | 0 | 0-0 | 0 | 0-0 | 0 |
| 9/14/18 | Georgia State | 0 | 1 | 1 | 0-0 | 0-0 | 0 | 0-0 | 0 | 0-0 | 0 |
| 9/22/18 | S Alabama | 1 | 0 | 1 | 0-0 | 0-0 | 0 | 1-0 | 0 | 0-0 | 0 |
| 9/28/18* | at Tulane | 3 | 3 | 6 | 0-0 | 0-0 | 0 | 0-0 | 1 | 0-0 | 0 |
| 10/6/18 | UConn | 2 | 1 | 3 | 0-0 | 0-0 | 0 | 0-0 | 0 | 1--1 | 0 |
| 10/13/18 | UCF | 1 | 0 | 1 | 1-1 | 0-0 | 0 | 0-0 | 0 | 0-0 | 0 |
| 10/20/18* | at Missouri | 2 | 0 | 2 | 1-2 | 0-0 | 0 | 0-0 | 0 | 0-0 | 0 |
| 11/3/18* | at ECU | 4 | 0 | 4 | 0-0 | 0-0 | 0 | 0-0 | 0 | 0-0 | 0 |
| 11/10/18 | Tulsa | 0 | 1 | 1 | 0-0 | 0-0 | 0 | 0-0 | 0 | 0-0 | 0 |
| 11/16/18 | at SMU | 2 | 0 | 2 | 1-3 | 0-0 | 0 | 0-0 | 0 | 0-0 | 0 |
| 11/23/18 | Houston | 0 | 0 | 0 | 0-0 | 0-0 | 0 | 0-0 | 2 | 0-0 | 0 |
| 12/1/18 | at UCF | 0 | 0 | 0 | 0-0 | 0-0 | 0 | 0-0 | 0 | 0-0 | 0 |
| 12/22/18 | vs Wake Forest | 1 | 0 | 1 | 0-0 | 0-0 | 0 | 0-0 | 0 | 0-0 | 0 |
| 8/31/19* | Ole Miss | 0 | 0 | 0 | 0-0 | 0-0 | 0 | 0-0 | 2 | 0-0 | 0 |
| 9/7/19* | Southern | 0 | 1 | 1 | 0-0 | 0-0 | 0 | 0-0 | 1 | 0-0 | 1 |
| 9/14/19* | at S. Alabama | 2 | 0 | 2 | 0-0 | 0-0 | 0 | 0-0 | 1 | 0-0 | 0 |
| 9/26/19* | Navy | 0 | 3 | 3 | 0-0 | 0-0 | 0 | 0-0 | 0 | 0-0 | 0 |
| 10/5/19* | at ULM | 2 | 0 | 2 | 0-0 | 0-0 | 0 | 0-0 | 0 | 0-0 | 0 |
| 10/12/19* | at Temple | 4 | 1 | 5 | 0-0 | 0-0 | 0 | 0-0 | 2 | 0-0 | 0 |
| 10/19/19* | Tulane | 3 | 0 | 3 | 0-0 | 0-0 | 0 | 0-0 | 0 | 0-0 | 0 |
| 10/26/19* | at Tulsa | 1 | 2 | 3 | 0-0 | 0-0 | 0 | 0-0 | 0 | 0-0 | 0 |
| 11/2/19* | SMU | 3 | 2 | 5 | 0-0 | 0-0 | 0 | 0-0 | 0 | 0-0 | 0 |
| 11/16/19* | at Houston | 2 | 0 | 2 | 0-0 | 0-0 | 0 | 0-0 | 0 | 0-0 | 0 |
| 11/23/19* | at USF | 1 | 0 | 1 | 0-0 | 0-0 | 0 | 0-0 | 0 | 0-0 | 0 |
| 11/29/19* | Cincinnati | 4 | 0 | 4 | 0-0 | 0-0 | 0 | 0-0 | 0 | 1-8 | 0 |
| 12/7/19* | Cincinnati | 3 | 0 | 3 | 0-0 | 0-0 | 0 | 0-0 | 1 | 0-0 | 0 |



#19 KENNETH GAINWELL | RUNNING BACK
 R-FRESHMAN | 1L | 5-11 | 191
 YAZOO CITY, MISS.
 YAZOO COUNTY HS
 MAJOR: SPORT AND LEISURE MANAGEMENT

- AAC Rookie of the Year (2019)
- AAC All-Conference First Team (2019)
- Isaac Bruce Offensive Player of the Year Award (2019)

CAREER

Returns for his second year after a redshirt season in 2018 ... Has seen action in 17 games ... Has 226 carries for 1516 yards and 13 TD ... Has a long rush of 75 yards ... Also has 50 receptions for 584 yards and three TD ... Became first player in college football since 1997 to record 200 yards receiving and 100 yards rushing in the same game with 203 receiving yards and 104 rushing yards against Tulane ... Has three years of eligibility remaining.

CAREER HIGHS

| | |
|-------------------|--------------------------------------|
| Points Scored | 18, 2x, last at Tulsa, Oct. 26, 2019 |
| All-Purpose Yards | 307, vs Tulane, Oct. 19, 2019 |
| Touchdowns | 3, 2x, last at Tulsa, Oct. 26, 2019 |
| Rushes | 24, at Tulsa, Oct. 26, 2019 |
| Rush Yards | 209, at ULM, Oct. 5, 2019 |
| Long Rush | 75, vs Navy, Sept. 26, 2019 |
| Rushing TD | 3, at Tulsa, Oct. 26, 2019 |
| Receptions | 9, vs Tulane, Oct. 19, 2019 |
| Receiving Yards | 203, vs Tulane, Oct. 19, 2019 |
| Long Reception | 68, vs Tulane, Oct. 19, 2019 |
| Receiving TD | 2, vs Tulane, Oct. 19, 2019 |

RUSHING

| YEAR | GP/GS | ATT | YARDS | TD | LONG | AVG/C | AVG/G |
|--------------|--------------|------------|-------------|-----------|-----------|------------|-------------|
| 2018 | 4/0 | 4 | 91 | 1 | 72 | 22.8 | 22.8 |
| 2019 | 13/13 | 222 | 1425 | 12 | 75 | 6.4 | 109.6 |
| Total | 17/13 | 226 | 1516 | 13 | 75 | 6.7 | 89.2 |

RECEIVING

| YEARS | GP/GS | REC | YARDS | TD | LONG | REC/G | AVG/C | AVG/G |
|--------------|--------------|-----------|------------|----------|-----------|------------|-------------|-------------|
| 2018 | 4/0 | 6 | 52 | 0 | 14 | 1.5 | 8.7 | 13.0 |
| 2019 | 13/13 | 44 | 532 | 3 | 68 | 3.4 | 12.1 | 40.9 |
| TOTAL | 17/13 | 50 | 584 | 3 | 68 | 2.9 | 11.7 | 34.4 |

RUSHING GAME BY-GAME

| DATE | OPPONENT | NO | YDS | AVG | TD | LG |
|-----------|----------------|----|-----|--------------|----|----|
| 9/1/18 | Mercer | 2 | 11 | 5.5 | 0 | 8 |
| 9/8/18 | at Navy | 0 | 0 | 0.0 | 0 | 0 |
| 9/14/18 | Georgia State | 2 | 80 | 40.0 | 1 | 72 |
| 9/22/18 | South Alabama | 0 | 0 | 0.0 | 0 | 0 |
| 9/28/18 | at Tulane | | | Did Not Play | | |
| 10/6/18 | UConn | | | Did Not Play | | |
| 10/13/18 | UCF | | | Did Not Play | | |
| 10/20/18 | at Missouri | | | Did Not Play | | |
| 11/3/18 | at ECU | | | Did Not Play | | |
| 11/10/18 | Tulsa | | | Did Not Play | | |
| 11/16/18 | at SMU | | | Did Not Play | | |
| 11/23/18 | Houston | | | Did Not Play | | |
| 12/1/18 | at UCF | | | Did Not Play | | |
| 12/22/18 | vs Wake Forest | | | Did Not Play | | |
| 8/31/19* | Ole Miss | 16 | 78 | 4.9 | 0 | 10 |
| 9/7/19* | Southern | 16 | 85 | 5.3 | 2 | 46 |
| 9/14/19* | at S. Alabama | 16 | 145 | 9.1 | 1 | 71 |
| 9/26/19* | Navy | 14 | 104 | 7.4 | 1 | 75 |
| 10/5/19* | at ULM | 14 | 209 | 14.9 | 2 | 68 |
| 10/12/19* | at Temple | 19 | 106 | 5.6 | 1 | 25 |
| 10/19/19* | Tulane | 18 | 104 | 5.8 | 1 | 18 |
| 10/26/19* | at Tulsa | 24 | 149 | 6.2 | 3 | 62 |
| 11/2/19* | SMU | 21 | 88 | 4.2 | 1 | 14 |
| 11/16/19* | at Houston | 17 | 99 | 5.8 | 0 | 27 |
| 11/23/19* | at USF | 14 | 128 | 9.1 | 0 | 34 |
| 11/29/19* | Cincinnati | 15 | 87 | 5.8 | 0 | 32 |
| 12/7/19* | Cincinnati | 18 | 44 | 2.4 | 0 | 13 |

RECEIVING GAME BY-GAME

| DATE | OPPONENT | NO | YDS | AVG | TD | LG |
|-----------|----------------|----|-----|--------------|----|----|
| 9/1/18 | Mercer | 3 | 26 | 8.6 | 0 | 11 |
| 9/8/18 | at Navy | 2 | 25 | 12.5 | 0 | 14 |
| 9/14/18 | Georgia State | 1 | 1 | 1.0 | 0 | 1 |
| 9/22/18 | South Alabama | 0 | 0 | 0.0 | 0 | 0 |
| 9/28/18 | at Tulane | | | Did Not Play | | |
| 10/6/18 | UConn | | | Did Not Play | | |
| 10/13/18 | UCF | | | Did Not Play | | |
| 10/20/18 | at Missouri | | | Did Not Play | | |
| 11/3/18 | at ECU | | | Did Not Play | | |
| 11/10/18 | Tulsa | | | Did Not Play | | |
| 11/16/18 | at SMU | | | Did Not Play | | |
| 11/23/18 | Houston | | | Did Not Play | | |
| 12/1/18 | at UCF | | | Did Not Play | | |
| 12/22/18 | vs Wake Forest | | | Did Not Play | | |
| 8/31/19* | Ole Miss | 6 | 41 | 6.8 | 0 | 11 |
| 9/7/19* | Southern | 4 | 38 | 9.5 | 1 | 21 |
| 9/14/19* | at S. Alabama | 2 | 9 | 4.5 | 0 | 7 |
| 9/26/19* | Navy | 2 | 9 | 4.5 | 0 | 13 |
| 10/5/19* | at ULM | 3 | 42 | 14 | 0 | 27 |
| 10/12/19* | at Temple | 8 | 98 | 12.3 | 0 | 22 |
| 10/19/19* | Tulane | 9 | 203 | 22.6 | 2 | 68 |
| 10/26/19* | at Tulsa | 0 | 0 | 0.0 | 0 | 0 |
| 11/2/19* | SMU | 2 | 14 | 7.0 | 0 | 7 |
| 11/16/19* | at Houston | 1 | 9 | 9.0 | 0 | 9 |
| 11/23/19* | at USF | 1 | 9 | 9.0 | 0 | 9 |
| 11/29/19* | Cincinnati | 3 | 20 | 6.7 | 0 | 17 |
| 12/7/19* | Cincinnati | 3 | 40 | 13.3 | 0 | 26 |



#34 TYLER GARVEY | LINEBACKER
 R-SOPHOMORE | 1L | 6-1 | 218
 COLLIERVILLE, TENN.
 COLLIERVILLE HS
 MAJOR: BIOMEDICAL ENGINEERING

CAREER

Member of the team for three seasons ... Saw first season of on-field action in 2018 after redshirting in 2017 ... Has played in 22 games, with most of his action coming on special teams ... Has three solo tackles ... Has two years of eligibility remaining.

HONORS (ACADEMIC/ATHLETIC)

2017-18, 2018-19 AAC All-Academic Team ... Dean's List for the 2017 fall, 2018 spring, 2018 fall and 2019 spring semesters ... Tiger 3.0 Club for the 2017 fall, 2018 spring, 2018 fall and 2019 spring semesters.

CAREER HIGHS

Tackles1, 2x, last vs Tulane, Oct. 19, 2019

TACKLES

| YEAR | GP/GS | UA | A | TOTAL | TFL | TFLY | PD | FF | FR | BLK |
|--------------|-------------|----------|----------|----------|------------|----------|----------|----------|----------|----------|
| 2018 | 12/0 | 1 | 0 | 1 | 0.0 | 0 | 0 | 0 | 0 | 0 |
| 2019 | 10/0 | 2 | 0 | 2 | 0.0 | 0 | 0 | 0 | 0 | 0 |
| Total | 22/0 | 3 | 0 | 3 | 0.0 | 0 | 0 | 0 | 0 | 0 |

DEFENSE GAME-BY-GAME

| DATE | OPPONENT | UT | AT | TT | TFL | SK | FF | FR | PD | INT | QBH |
|----------|----------------|----|----|----|--------------|-----|----|-----|----|-----|-----|
| 9/1/18 | Mercer | 0 | 0 | 0 | 0-0 | 0-0 | 0 | 0-0 | 0 | 0-0 | 0 |
| 9/8/18 | at Navy | | | | Did Not Play | | | | | | |
| 9/14/18 | Georgia State | 0 | 0 | 0 | 0-0 | 0-0 | 0 | 0-0 | 0 | 0-0 | 0 |
| 9/22/18 | S Alabama | | | | Did Not Play | | | | | | |
| 9/28/18 | at Tulane | 0 | 0 | 0 | 0-0 | 0-0 | 0 | 0-0 | 0 | 0-0 | 0 |
| 10/6/18 | UConn | 0 | 0 | 0 | 0-0 | 0-0 | 0 | 0-0 | 0 | 0-0 | 0 |
| 10/13/18 | UCF | 0 | 0 | 0 | 0-0 | 0-0 | 0 | 0-0 | 0 | 0-0 | 0 |
| 10/20/18 | at Missouri | 0 | 0 | 0 | 0-0 | 0-0 | 0 | 0-0 | 0 | 0-0 | 0 |
| 11/3/18 | at ECU | 0 | 0 | 0 | 0-0 | 0-0 | 0 | 0-0 | 0 | 0-0 | 0 |
| 11/10/18 | Tulsa | 0 | 0 | 0 | 0-0 | 0-0 | 0 | 0-0 | 0 | 0-0 | 0 |
| 11/16/18 | at SMU | 0 | 0 | 0 | 0-0 | 0-0 | 0 | 0-0 | 0 | 0-0 | 0 |
| 11/23/18 | Houston | 0 | 0 | 0 | 0-0 | 0-0 | 0 | 0-0 | 0 | 0-0 | 0 |
| 12/1/18 | at UCF | 1 | 0 | 1 | 0-0 | 0-0 | 0 | 0-0 | 0 | 0-0 | 0 |
| 12/22/18 | vs Wake Forest | 0 | 0 | 0 | 0-0 | 0-0 | 0 | 0-0 | 0 | 0-0 | 0 |
| 8/31/19 | Ole Miss | 0 | 0 | 0 | 0-0 | 0-0 | 0 | 0-0 | 0 | 0-0 | 0 |
| 9/7/19 | Southern | 0 | 0 | 0 | 0-0 | 0-0 | 0 | 0-0 | 0 | 0-0 | 0 |
| 9/14/19 | at S. Alabama | 0 | 0 | 0 | 0-0 | 0-0 | 0 | 0-0 | 0 | 0-0 | 0 |
| 9/26/19 | Navy | 0 | 0 | 0 | 0-0 | 0-0 | 0 | 0-0 | 0 | 0-0 | 0 |
| 10/5/19 | at ULM | 0 | 0 | 0 | 0-0 | 0-0 | 0 | 0-0 | 0 | 0-0 | 0 |
| 10/12/19 | at Temple | 0 | 0 | 0 | 0-0 | 0-0 | 0 | 0-0 | 0 | 0-0 | 0 |
| 10/19/19 | Tulane | 1 | 0 | 1 | 0-0 | 0-0 | 0 | 0-0 | 0 | 0-0 | 0 |
| 10/26/19 | at Tulsa | | | | Did Not Play | | | | | | |
| 11/2/19 | SMU | | | | Did Not Play | | | | | | |
| 11/16/19 | at Houston | 0 | 0 | 0 | 0-0 | 0-0 | 0 | 0-0 | 0 | 0-0 | 0 |
| 11/23/19 | at USF | 1 | 0 | 1 | 0-0 | 0-0 | 0 | 0-0 | 0 | 0-0 | 0 |
| 11/29/19 | Cincinnati | | | | Did Not Play | | | | | | |
| 12/7/19 | Cincinnati | 0 | 0 | 0 | 0-0 | 0-0 | 0 | 0-0 | 0 | 0-0 | 0 |



#14 ANTONIO GIBSON | WIDE RECEIVER

SENIOR | 1L | 6-2 | 221

STOCKBRIDGE, GA.

EAGLE'S LANDING HS/EAST CENTRAL CC

MAJOR: SPORT AND LEISURE MANAGEMENT

- AAC co-Special Teams Player of the Year (2019)
- AAC All-Conference First Team (RS) (2019)
- AAC All-Conference Second Team (WR) (2019)
- Memphis' Most Improved Offensive Player Award (2019)
- Joey Allison Special Teams Player of the Year (2019)

CAREER

Transferred to Memphis from East Central Community College prior to the 2018 season ... Has played in 27 games ... Has 38 receptions for 735 yards and 10 TD ... Has a long reception of 73 yards ... Also has 363 rush yards on 31 attempts with four rushing TDs ... Has 23 kick returns for 635 yards.

HONORS (ACADEMIC/ATHLETIC)

2019 AAC co-Special Teams Player of the Year ... 2019 First Team All-AAC at return specialist ... 2019 Second Team All-AAC at wide receiver ... Named the Walter Camp National Offensive Player of the Week on Nov. 4 ... AAC Offensive Player of the Week on Nov. 4.

CAREER HIGHS

Points Scored 18, vs SMU, Nov. 2, 2019
 Touchdowns 3, vs SMU, Nov. 2, 2019
 Rushes 11, vs Cincinnati, Dec. 7, 2019
 Rushing Yards 130, vs Cincinnati, Dec. 7, 2019

Long Rush 78, vs SMU, Nov. 2, 2019
 Receptions 6, vs SMU, Nov. 2, 2019
 Receiving Yards 130, vs SMU, Nov. 2, 2019
 Long Reception 78, vs SMU, Nov. 2, 2019
 Kick Return Yards 159, vs SMU, Nov. 2, 2019

RUSHING

| YEAR | GP/GS | ATT | YARDS | TD | LONG | AVG/C | AVG/G |
|--------------|-------------|-----------|------------|----------|-----------|-------------|-------------|
| 2018 | 14/0 | 0 | 0 | 0 | 0 | 0.0 | 0.0 |
| 2019 | 13/9 | 31 | 363 | 4 | 78 | 11.7 | 27.9 |
| Total | 27/9 | 31 | 363 | 4 | 78 | 11.7 | 13.4 |

RECEIVING

| YEARS | GP/GS | REC | YARDS | TD | LONG | REC/G | AVG/C | AVG/G |
|--------------|-------------|-----------|------------|-----------|-----------|------------|-------------|-------------|
| 2018 | 14/0 | 6 | 99 | 2 | 45 | 0.4 | 16.5 | 7.1 |
| 2019 | 13/9 | 32 | 636 | 8 | 73 | 2.5 | 19.9 | 48.9 |
| TOTAL | 27/9 | 38 | 735 | 10 | 73 | 1.4 | 19.3 | 27.2 |

KICK RETURNS

| YEAR | GP/GS | NO | YARDS | TD | LONG | AVG/R | AVG/G |
|--------------|-------------|-----------|------------|----------|-----------|-------------|-------------|
| 2018 | 14/0 | 1 | 2 | 0 | 0 | 2.0 | 0.1 |
| 2019 | 13/9 | 22 | 633 | 1 | 97 | 28.8 | 48.7 |
| TOTAL | 27/9 | 23 | 635 | 1 | 97 | 27.6 | 23.5 |

RUSHING GAME BY-GAME

| DATE | OPPONENT | NO | YDS | AVG | TD | LG |
|-----------|----------------|----|-----|------|----|----|
| 9/1/18 | Mercer | 0 | 0 | 0.0 | 0 | 0 |
| 9/8/18 | at Navy | 0 | 0 | 0.0 | 0 | 0 |
| 9/14/18 | Georgia State | 0 | 0 | 0.0 | 0 | 0 |
| 9/22/18 | South Alabama | 0 | 0 | 0.0 | 0 | 0 |
| 9/28/18 | at Tulane | 0 | 0 | 0.0 | 0 | 0 |
| 10/6/18 | UConn | 0 | 0 | 0.0 | 0 | 0 |
| 10/13/18 | UCF | 0 | 0 | 0.0 | 0 | 0 |
| 10/20/18 | at Missouri | 0 | 0 | 0.0 | 0 | 0 |
| 11/3/18 | at ECU | 0 | 0 | 0.0 | 0 | 0 |
| 11/10/18 | Tulsa | 0 | 0 | 0.0 | 0 | 0 |
| 11/16/18 | at SMU | 0 | 0 | 0.0 | 0 | 0 |
| 11/23/18 | Houston | 0 | 0 | 0.0 | 0 | 0 |
| 12/1/18 | at UCF | 0 | 0 | 0.0 | 0 | 0 |
| 12/22/18 | vs Wake Forest | 0 | 0 | 0.0 | 0 | 0 |
| 8/31/19 | Ole Miss | 0 | 0 | 0.0 | 0 | 0 |
| 9/7/19 | Southern | 0 | 0 | 0.0 | 0 | 0 |
| 9/14/19* | at S. Alabama | 0 | 0 | 0.0 | 0 | 0 |
| 9/26/19 | Navy | 0 | 0 | 0.0 | 0 | 0 |
| 10/5/19* | at ULM | 2 | 9 | 4.5 | 0 | 7 |
| 10/12/19* | at Temple | 1 | -4 | -4.0 | 0 | 0 |
| 10/19/19 | Tulane | 0 | 0 | 0.0 | 0 | 0 |
| 10/26/19* | at Tulsa | 3 | 18 | 6.0 | 0 | 0 |
| 11/2/19* | SMU | 3 | 97 | 32.3 | 1 | 78 |
| 11/16/19* | at Houston | 2 | 7 | 3.5 | 0 | 4 |
| 11/23/19* | at USF | 3 | 31 | 10.3 | 1 | 18 |
| 11/29/19* | Cincinnati | 6 | 75 | 12.5 | 1 | 29 |
| 12/7/19* | Cincinnati | 11 | 130 | 11.8 | 1 | 65 |

RECEIVING GAME-BY-GAME

| DATE | OPPONENT | NO | YDS | AVG | TD | LG |
|-----------|----------------|----|-----|------|----|----|
| 9/1/18 | Mercer | 3 | 68 | 22.7 | 0 | 45 |
| 9/8/18 | at Navy | 0 | 0 | 0.0 | 0 | 0 |
| 9/14/18 | Georgia State | 1 | 11 | 11.0 | 1 | 11 |
| 9/22/18 | South Alabama | 0 | 0 | 0.0 | 0 | 0 |
| 9/28/18 | at Tulane | 0 | 0 | 0.0 | 0 | 0 |
| 10/6/18 | UConn | 2 | 20 | 10.0 | 1 | 17 |
| 10/13/18 | UCF | 0 | 0 | 0.0 | 0 | 0 |
| 10/20/18 | at Missouri | 0 | 0 | 0.0 | 0 | 0 |
| 11/3/18 | at ECU | 0 | 0 | 0.0 | 0 | 0 |
| 11/10/18 | Tulsa | 0 | 0 | 0.0 | 0 | 0 |
| 11/16/18 | at SMU | 0 | 0 | 0.0 | 0 | 0 |
| 11/23/18 | Houston | 0 | 0 | 0.0 | 0 | 0 |
| 12/1/18 | at UCF | 0 | 0 | 0.0 | 0 | 0 |
| 12/22/18 | vs Wake Forest | 0 | 0 | 0.0 | 0 | 0 |
| 8/31/19 | Ole Miss | 0 | 0 | 0.0 | 0 | 0 |
| 9/7/19 | Southern | 1 | 55 | 55.0 | 1 | 55 |
| 9/14/19* | at S. Alabama | 2 | 26 | 13.0 | 1 | 22 |
| 9/26/19 | Navy | 3 | 105 | 35.0 | 1 | 73 |
| 10/5/19* | at ULM | 1 | 50 | 50.0 | 1 | 50 |
| 10/12/19* | at Temple | 1 | 8 | 8.0 | 0 | 8 |
| 10/19/19 | Tulane | 3 | 28 | 9.3 | 0 | 21 |
| 10/26/19* | at Tulsa | 2 | 79 | 39.5 | 1 | 40 |
| 11/2/19* | SMU | 6 | 130 | 21.7 | 1 | 50 |
| 11/16/19* | at Houston | 4 | 93 | 23.3 | 1 | 56 |
| 11/23/19* | at USF | 4 | 22 | 5.5 | 0 | 13 |
| 11/29/19* | Cincinnati | 2 | 8 | 4.0 | 0 | 6 |
| 12/7/19* | Cincinnati | 3 | 32 | 10.6 | 1 | 14 |

KICK RETURN GAME-BY-GAME

| DATE | OPPONENT | NO | YDS | AVG | TD | LG |
|-----------|---------------|----|-----|------|----|----|
| 8/31/19 | Ole Miss | 2 | 32 | 16.0 | 0 | 17 |
| 9/7/19 | Southern | 1 | 18 | 18.0 | 0 | 18 |
| 9/14/19* | at S. Alabama | 2 | 72 | 36.0 | 0 | 38 |
| 9/26/19 | Navy | 3 | 88 | 29.3 | 0 | 38 |
| 10/5/19* | at ULM | 3 | 76 | 25.3 | 0 | 32 |
| 10/12/19* | at Temple | 0 | 0 | 0.0 | 0 | 0 |
| 10/19/19 | Tulane | 1 | 18 | 18.0 | 0 | 18 |
| 10/26/19* | at Tulsa | 3 | 78 | 26.0 | 0 | 37 |
| 11/2/19* | SMU | 3 | 159 | 53.0 | 1 | 97 |
| 11/16/19* | at Houston | 1 | 20 | 20.0 | 0 | 20 |
| 11/23/19* | at USF | 0 | 0 | 0.0 | 0 | 0 |
| 11/29/19* | Cincinnati | 0 | 0 | 0.0 | 0 | 0 |
| 12/7/19* | Cincinnati | 3 | 72 | 24.0 | 0 | 29 |



#29 CARLITO GONZALEZ | DEFENSIVE BACK

R-SOPHOMORE | 2L | 6-1 | 191
 STONE MOUNTAIN, GA.
 STEPHENSON HS
 MAJOR: INTERDISCIPLINARY STUDIES

CAREER

Has played in 20 games ... Has 28 tackles (25 solo), two interceptions, four PBU and one forced fumble ... Joined Memphis prior to the 2017 season ... Originally signed with Auburn.

CAREER HIGHS

Tackles 3, 3x, at USF, Nov. 23, 2019
 Tackles for Loss 1, at Houston, Nov. 26, 2019
 Pass Breakups 1, 2x, last at ULM, Oct. 5, 2019
 Interceptions 1, 2x, last vs UConn, Oct. 6, 2018
 Forced Fumble 1, at SMU, Nov. 16, 2018

TACKLES

| YEAR | GP/GS | UA | A | TOTAL | TFL | TFLY | PD | FF | FR | BLK |
|--------------|-------------|-----------|----------|-----------|------------|----------|----------|----------|----------|----------|
| 2017 | 7/0 | 4 | 1 | 5 | 0.0 | 0 | 2 | 0 | 0 | 0 |
| 2018 | 3/0 | 4 | 1 | 5 | 0.0 | 0 | 1 | 1 | 0 | 0 |
| 2019 | 10/0 | 17 | 1 | 18 | 1.0 | 1 | 1 | 0 | 0 | 0 |
| Total | 20/0 | 25 | 3 | 28 | 1.0 | 1 | 4 | 1 | 0 | 0 |

INTERCEPTIONS

| YEAR | GP | NO | Yards | TD | Long | Avg/R | Avg/G |
|--------------|-------------|----------|-----------|----------|-----------|-------------|------------|
| 2017 | 7/0 | 1 | 6 | 0 | 6 | 6.0 | 0.9 |
| 2018 | 3/0 | 1 | 36 | 0 | 36 | 36.0 | 12.0 |
| 2019 | 10/0 | 0 | 0 | 0 | 0 | 0.0 | 0.0 |
| Total | 20/0 | 2 | 42 | 0 | 36 | 21.0 | 2.1 |

DEFENSE GAME-BY-GAME

| DATE | OPPONENT | UT | AT | TT | TFL | SK | FF | FR | PD | INT | QBH | |
|----------|----------------|---|----|----|-----|-----|----|-----|----|------|-----|--|
| 10/6/17 | at UConn | Appeal granted after UConn game to join Memphis in 2017 | | | | | | | | | | |
| 10/14/17 | Navy | 0 | 0 | 0 | 0-0 | 0-0 | 0 | 0-0 | 0 | 0 | 0 | |
| 10/19/17 | at Houston | 0 | 0 | 0 | 0-0 | 0-0 | 0 | 0-0 | 0 | 0 | 0 | |
| 10/27/17 | Tulane | 0 | 0 | 0 | 0-0 | 0-0 | 0 | 0-0 | 0 | 0 | 0 | |
| 11/3/17 | at Tulsa | 1 | 1 | 2 | 0-0 | 0-0 | 0 | 0-0 | 0 | 1-6 | 0 | |
| 11/18/17 | SMU | 1 | 0 | 1 | 0-0 | 0-0 | 0 | 0-0 | 0 | 0-0 | 0 | |
| 11/25/17 | ECU | 2 | 0 | 2 | 0-0 | 0-0 | 0 | 0-0 | 1 | 0-0 | 0 | |
| 12/2/17 | at UCF | 0 | 0 | 0 | 0-0 | 0-0 | 0 | 0-0 | 0 | 0-0 | 0 | |
| 12/30/17 | vs Iowa State | Did Not Play | | | | | | | | | | |
| 9/1/18 | Mercer | Did Not Play | | | | | | | | | | |
| 9/8/18 | at Navy | Did Not Play | | | | | | | | | | |
| 9/14/18 | Georgia State | Did Not Play | | | | | | | | | | |
| 9/22/18 | S Alabama | Did Not Play | | | | | | | | | | |
| 9/28/18 | at Tulane | Did Not Play | | | | | | | | | | |
| 10/6/18 | UConn | 0 | 1 | 1 | 0-0 | 0-0 | 0 | 0-0 | 0 | 1-36 | 0 | |
| 10/13/18 | UCF | Did Not Play | | | | | | | | | | |
| 10/20/18 | at Missouri | Did Not Play | | | | | | | | | | |
| 11/3/18 | at ECU | Did Not Play | | | | | | | | | | |
| 11/10/18 | Tulsa | 3 | 0 | 3 | 0-0 | 0-0 | 0 | 0-0 | 0 | 0-0 | 0 | |
| 11/16/18 | at SMU | 1 | 0 | 1 | 0-0 | 0-0 | 1 | 0-0 | 0 | 0-0 | 0 | |
| 11/23/18 | Houston | Did Not Play | | | | | | | | | | |
| 12/1/18 | at UCF | Did Not Play | | | | | | | | | | |
| 12/22/18 | vs Wake Forest | Did Not Play | | | | | | | | | | |
| 8/31/19 | Ole Miss | Did Not Play | | | | | | | | | | |
| 9/7/19 | Southern | 1 | 0 | 1 | 0-0 | 0-0 | 0 | 0-0 | 0 | 0-0 | 0 | |
| 9/14/19 | at S. Alabama | 2 | 0 | 2 | 0-0 | 0-0 | 0 | 0-0 | 0 | 0-0 | 0 | |

| | | | | | | | | | | | | |
|----------|------------|--------------|---|---|-----|-----|---|-----|---|-----|---|--|
| 10/5/19 | at ULM | 2 | 0 | 2 | 0-0 | 0-0 | 0 | 0-0 | 0 | 0-0 | 0 | |
| 10/12/19 | at Temple | 1 | 0 | 1 | 0-0 | 0-0 | 0 | 0-0 | 0 | 0-0 | 0 | |
| 10/19/19 | Tulane | 2 | 0 | 2 | 0-0 | 0-0 | 0 | 0-0 | 0 | 0-0 | 0 | |
| 10/26/19 | at Tulsa | Did Not Play | | | | | | | | | | |
| 11/2/19 | SMU | 1 | 0 | 1 | 0-0 | 0-0 | 0 | 0-0 | 0 | 0-0 | 0 | |
| 11/16/19 | at Houston | 2 | 1 | 3 | 1-1 | 0-0 | 0 | 0-0 | 0 | 0-0 | 0 | |
| 11/23/19 | at USF | 3 | 0 | 3 | 0-0 | 0-0 | 0 | 0-0 | 0 | 0-0 | 0 | |
| 11/29/19 | Cincinnati | 2 | 0 | 2 | 0-0 | 0-0 | 0 | 0-0 | 0 | 0-0 | 0 | |
| 12/7/19 | Cincinnati | 1 | 0 | 1 | 0-0 | 0-0 | 0 | 0-0 | 0 | 0-0 | 0 | |



#1 O'BRYAN GOODSON | DEFENSIVE LINE

JUNIOR | 2L | 6-1 | 283
 BATESVILLE, MISS.
 SOUTH PANOLA HS
 MAJOR: PHYSICAL EDUCATION FOR TEACHER EDUCATION

- AAC All-Conference Honorable Mention (2019)

CAREER

Has played in 37 games, making 35 starts ... Has 67 total tackles (44 solo), 19.5 TFL and two sacks ... Also had eight QB hurries, three forced fumbles and one PBU ... Has 17 multi-tackle games.

HONORS (ACADEMIC/ATHLETIC)

Tiger 3.0 Club for the 2019 spring semester.

CAREER HIGHS

Tackles 6, at Houston, Oct. 19, 2017
 Tackles for Loss 2, 4x, last vs Navy, Sept. 26, 2019
 Pass Breakups 1, vs UCLA, Sept. 16, 2017
 Forced Fumble 1, 3x, last vs Navy, Sept. 26, 2019
 Fumble Recovery 1, at Houston, Nov. 16, 2019
 Quarterback Hurries 4, at ECU, Nov. 3, 2018
 Sacks 1, 2x, last at UCF, Dec. 1, 2018

TACKLES

| YEAR | GP/GS | UA | A | TOTAL | TFL | TFLY | PD | FF | FR | BLK |
|--------------|--------------|-----------|-----------|-----------|-------------|-----------|----------|----------|----------|----------|
| 2017 | 12/10 | 19 | 9 | 28 | 4.0 | 19 | 1 | 1 | 0 | 0 |
| 2018 | 13/13 | 13 | 9 | 22 | 8.5 | 17 | 0 | 1 | 0 | 0 |
| 2019 | 12/12 | 12 | 5 | 17 | 7.0 | 15 | 0 | 1 | 1 | 0 |
| Total | 37/35 | 44 | 23 | 67 | 19.5 | 51 | 1 | 3 | 1 | 0 |

SACKS

| YEAR | GP/GS | UA | A | TOTAL | YARDS |
|--------------|--------------|----------|----------|------------|-----------|
| 2017 | 12/10 | 1 | 0 | 1 | 16 |
| 2018 | 13/12 | 1 | 0 | 1 | 3 |
| 2019 | 12/12 | 0 | 0 | 0 | 0 |
| Total | 37/35 | 2 | 0 | 2.0 | 19 |

DEFENSE GAME-BY-GAME

| DATE | OPPONENT | UT | AT | TT | TFL | SK | FF | FR | PD | INT | QBH | |
|-----------|---------------|---------------------|----|----|-------|------|----|-----|----|-----|-----|--|
| 8/31/17 | ULM | 3 | 0 | 3 | 2-17 | 1-16 | 0 | 0-0 | 0 | 0-0 | 0 | |
| 9/16/17* | UCLA | 0 | 0 | 0 | 0-0 | 0-0 | 0 | 0-0 | 1 | 0-0 | 0 | |
| 9/23/17* | SIU | 3 | 0 | 3 | 2-2 | 0-0 | 0 | 0-0 | 0 | 0-0 | 1 | |
| 9/30/17* | at UCF | 1 | 1 | 2 | 0-0 | 0-0 | 0 | 0-0 | 0 | 0-0 | 0 | |
| 10/6/17* | at UConn | 1 | 0 | 1 | 0-0 | 0-0 | 0 | 0-0 | 0 | 0-0 | 0 | |
| 10/14/17 | Navy | Did Not Play - Inj. | | | | | | | | | | |
| 10/19/17* | at Houston | 3 | 3 | 6 | 0-0 | 0-0 | 0 | 0-0 | 0 | 0-0 | 0 | |
| 10/27/17* | Tulane | 0 | 0 | 0 | 0-0 | 0-0 | 0 | 0-0 | 0 | 0-0 | 0 | |
| 11/3/17* | at Tulsa | 3 | 0 | 3 | 0-0 | 0-0 | 0 | 0-0 | 0 | 0-0 | 0 | |
| 11/18/17* | SMU | 0 | 2 | 2 | 0-0 | 0-0 | 0 | 0-0 | 0 | 0-0 | 1 | |
| 11/25/17* | ECU | 2 | 0 | 2 | 0-0 | 0-0 | 0 | 0-0 | 0 | 0-0 | 0 | |
| 12/2/17* | at UCF | 2 | 2 | 4 | 0-0 | 0-0 | 0 | 0-0 | 0 | 0-0 | 0 | |
| 12/30/17* | vs Iowa St | 1 | 1 | 2 | 0-0 | 0-0 | 1 | 0-0 | 0 | 0-0 | 0 | |
| 9/1/18* | Mercer | 0 | 0 | 0 | 0-0 | 0-0 | 0 | 0-0 | 0 | 0-0 | 0 | |
| 9/8/18* | at Navy | 0 | 1 | 1 | 0-0 | 0-0 | 0 | 0-0 | 0 | 0-0 | 0 | |
| 9/14/18* | Georgia State | 2 | 1 | 3 | 1-1 | 0-0 | 0 | 0-0 | 0 | 0-0 | 0 | |
| 9/22/18* | S Alabama | 2 | 0 | 2 | 1-3 | 0-0 | 0 | 0-0 | 0 | 0-0 | 0 | |
| 9/28/18 | at Tulane | Did Not Play - Inj. | | | | | | | | | | |
| 10/6/18* | UConn | 1 | 0 | 1 | 1-2 | 0-0 | 0 | 0-0 | 0 | 0-0 | 0 | |
| 10/13/18* | UCF | 0 | 1 | 1 | 0-0 | 0-0 | 0 | 0-0 | 0 | 0-0 | 0 | |
| 10/20/18* | at Mizzou | 1 | 0 | 1 | 0-0 | 0-0 | 0 | 0-0 | 0 | 0-0 | 0 | |
| 11/3/18* | at ECU | 1 | 2 | 3 | 1-1 | 0-0 | 0 | 0-0 | 0 | 0-0 | 4 | |
| 11/10/18* | Tulsa | 1 | 2 | 3 | 1.5-3 | 0-0 | 0 | 0-0 | 0 | 0-0 | 0 | |
| 11/16/18* | at SMU | 3 | 1 | 4 | 1-2 | 0-0 | 0 | 0-0 | 0 | 0-0 | 0 | |

| | | | | | | | | | | | |
|-----------|----------------|---|---|---|---------------------|-----|---|-----|---|-----|---|
| 11/23/18* | Houston | 1 | 0 | 1 | 1-2 | 0-0 | 0 | 0-0 | 0 | 0-0 | 0 |
| 12/1/18* | at UCF | 1 | 1 | 2 | 1-3 | 1-3 | 1 | 0-0 | 0 | 0-0 | 0 |
| 12/22/18* | vs Wake Forest | 0 | 0 | 0 | 0-0 | 0-0 | 0 | 0-0 | 0 | 0-0 | 0 |
| 8/31/19* | Ole Miss | 3 | 0 | 3 | 2-3 | 0-0 | 0 | 0-0 | 0 | 0-0 | 0 |
| 9/7/19 | Southern | | | | Did Not Play - Inj. | | | | | | |
| 9/14/19* | at S. Alabama | 0 | 2 | 2 | 0.5-1 | 0-0 | 0 | 0-0 | 0 | 0-0 | 0 |
| 9/26/19* | Navy | 3 | 1 | 4 | 2-6 | 0-0 | 1 | 0-0 | 0 | 0-0 | 0 |
| 10/5/19* | at ULM | 1 | 2 | 3 | 0.5-1 | 0-0 | 0 | 0-0 | 0 | 0-0 | 2 |
| 10/12/19* | at Temple | 0 | 0 | 0 | 0-0 | 0-0 | 0 | 0-0 | 0 | 0-0 | 0 |
| 10/19/19* | Tulane | 0 | 0 | 0 | 0-0 | 0-0 | 0 | 0-0 | 0 | 0-0 | 0 |
| 10/26/19* | at Tulsa | 0 | 0 | 0 | 0-0 | 0-0 | 0 | 0-0 | 0 | 0-0 | 0 |
| 11/2/19* | SMU | 1 | 0 | 1 | 0-0 | 0-0 | 0 | 0-0 | 0 | 0-0 | 0 |
| 11/16/19* | at Houston | 1 | 0 | 1 | 1-2 | 0-0 | 0 | 1-0 | 0 | 0-0 | 0 |
| 11/23/19* | at USF | 1 | 0 | 1 | 0-0 | 0-0 | 0 | 0-0 | 0 | 0-0 | 0 |
| 11/29/19* | Cincinnati | 1 | 0 | 1 | 1-2 | 0-0 | 0 | 0-0 | 0 | 0-0 | 0 |
| 12/7/19* | Cincinnati | 1 | 0 | 1 | 0-0 | 0-0 | 0 | 0-0 | 0 | 0-0 | 0 |



#25 AUSTIN HALL | LINEBACKER

R-SENIOR | 3L | 6-2 | 225

COLLIERVILLE, TENN.

COLLIERVILLE HS

MAJOR: MASTERS IN PUBLIC ADMINISTRATION

- AAC All-Conference Honorable Mention (2019)
- CoSIDA Academic All-District (2017, 2018)
- Paycom Jim Thorpe Award Player of the Week (10/18/17)
- Nagurski National Defensive Player of the Week (10/17/17)
- CollegeSportsMadness.com Defensive Player of the Week (10/15/17)
- AAC Defensive Player of the Week (10/17/16; 10/16/17)
- John Bramlett Defensive Player of the Year Award (2019)

CAREER

Graduated with a bachelors degree in criminal justice in August 2018 ... Began work on a masters degree in public administration in the fall of 2018 ... Has 50 starts at the hybrid STAR defensive position ... Missed final two games of 2016 season as a result of a leg injury ... Has 273 total tackles (191 solo) ... Also has 33.5 TFL, 24 PBU, 10 QB hurries, four interceptions, seven fumble recoveries and two forced fumbles ... Has 44 multi-tackle games.

HONORS (ACADEMIC/ATHLETIC)

2019 AAC All-Conference Honorable Mention ... 2017 and 2018 CoSIDA Academic All-District ... Four-time AAC All-Academic Team (2015-16, 2016-17, 2017-18, 2018-19) ... Dean's List 2017 fall, 2018 spring and 2019 spring semesters ... Tiger 3.0 Club 2017 fall, 2018 spring, 2018 fall and 2019 spring semesters ... Two-time AAC Defensive Player of the Week (Oct. 17, 2016; Oct. 16, 2017) ... Bronko Nagurski National Defensive Player of the Week (Oct. 17, 2017) ... Paycom Jim Thorpe Player of the Week (Oct. 18, 2017) ... CollegeSportsMadness.com Defensive Player of the Week (Oct. 15, 2017).

CAREER HIGHS

Tackles 13, at Tulsa, Oct. 26, 2019
 Tackles for Loss 3, 2x, last at Navy, Sept. 8, 2018
 Sacks 1, 4x, last vs Cincinnati, Dec. 7, 2019
 Pass Breakups 2, at SMU, Nov. 16, 2018
 Fumble Recoveries 2, at South Alabama, Sept. 14, 2019
 Quarterback Hurries 1, 10x, last vs Cincinnati, Dec. 7, 2019
 Interceptions 2, vs Navy, Oct. 14, 2017
 Fumble Rec. Touchdowns 1, vs Tulane, Oct. 27, 2017

TACKLES

| YEAR | GP/GS | UA | A | TOTAL | TFL | TFLY | PD | FF | FR | BLK |
|--------------|--------------|------------|-----------|------------|-------------|-----------|-----------|----------|----------|----------|
| 2016 | 11/11 | 42 | 14 | 56 | 7.5 | 27 | 3 | 0 | 1 | 0 |
| 2017 | 13/13 | 66 | 18 | 84 | 8.0 | 23 | 8 | 0 | 2 | 0 |
| 2018 | 14/14 | 44 | 20 | 64 | 9.0 | 26 | 6 | 2 | 2 | 0 |
| 2019 | 12/12 | 39 | 30 | 69 | 9.0 | 21 | 7 | 0 | 2 | 0 |
| Total | 50/50 | 191 | 82 | 273 | 33.5 | 97 | 24 | 2 | 7 | 0 |

SACKS

| YEAR | GP/GS | UA | A | TOTAL | YARDS |
|--------------|--------------|----------|----------|------------|-----------|
| 2016 | 11/11 | 0 | 0 | 0.0 | 0 |
| 2017 | 13/13 | 1 | 0 | 1.0 | 10 |
| 2018 | 14/14 | 1 | 1 | 1.5 | 15 |
| 2019 | 12/12 | 2 | 1 | 2.5 | 10 |
| Total | 50/50 | 4 | 2 | 5.0 | 35 |

INTERCEPTIONS

| YEAR | GP/GS | NO | Yards | TD | Long | Avg/R | Avg/G |
|--------------|--------------|----------|-----------|----------|-----------|------------|------------|
| 2016 | 11/11 | 0 | 0 | 0 | 0 | 0.0 | 0.0 |
| 2017 | 13/13 | 3 | 29 | 0 | 26 | 9.7 | 2.2 |
| 2018 | 14/14 | 0 | 0 | 0 | 0 | 0.0 | 0.0 |
| 2019 | 12/12 | 1 | 4 | 0 | 4 | 4.0 | 0.3 |
| Total | 50/50 | 4 | 33 | 0 | 26 | 8.3 | 0.7 |

DEFENSE GAME-BY-GAME

| DATE | OPPONENT | UT | AT | TT | TFL | SK | FF | FR | PD | INT | QBH |
|-----------|----------------|----|----|----|---------------------|-------|----|------|----|------|-----|
| 9/3/16* | SEMO | 2 | 0 | 2 | 1-6 | 0-0 | 0 | 0-0 | 0 | 0-0 | 0 |
| 9/17/16* | Kansas | 8 | 0 | 8 | 2-5 | 0-0 | 0 | 0-0 | 0 | 0-0 | 0 |
| 9/24/16* | BGSU | 0 | 0 | 0 | 0-0 | 0-0 | 0 | 0-0 | 0 | 0-0 | 0 |
| 10/1/16* | Ole Miss | 4 | 2 | 6 | 0-0 | 0-0 | 0 | 0-0 | 1 | 0-0 | 0 |
| 10/6/16* | Temple | 7 | 1 | 8 | 0-0 | 0-0 | 0 | 0-0 | 0 | 0-0 | 0 |
| 10/14/16* | at Tulane | 10 | 2 | 12 | 3-13 | 0-0 | 0 | 1-0 | 0 | 0-0 | 0 |
| 10/22/16* | at Navy | 2 | 6 | 8 | 0-0 | 0-0 | 0 | 0-0 | 0 | 0-0 | 0 |
| 10/29/16* | Tulsa | 2 | 1 | 3 | 0.5-1 | 0-0 | 0 | 0-0 | 0 | 0-0 | 0 |
| 11/5/16* | at SMU | 2 | 1 | 3 | 0-0 | 0-0 | 0 | 0-0 | 1 | 0-0 | 0 |
| 11/12/16* | USF | 5 | 0 | 5 | 1-2 | 0-0 | 0 | 0-0 | 1 | 0-0 | 0 |
| 11/18/16* | at Cincinnati | 0 | 1 | 1 | 0-0 | 0-0 | 0 | 0-0 | 0 | 0-0 | 0 |
| 11/25/16 | Houston | | | | Did Not Play - Inj. | | | | | | |
| 12/20/16 | vs WKU | | | | Did Not Play - Inj. | | | | | | |
| 8/31/17* | ULM | 5 | 1 | 6 | 1-1 | 0-0 | 0 | 0-0 | 0 | 1-0 | 0 |
| 9/16/17* | UCLA | 7 | 2 | 9 | 1-2 | 0-0 | 0 | 0-0 | 0 | 0-0 | 1 |
| 9/23/17* | SIU | 9 | 0 | 9 | 0-0 | 0-0 | 0 | 0-0 | 1 | 0-0 | 0 |
| 9/30/17* | at UCF | 6 | 3 | 9 | 2.5-6 | 0-0 | 0 | 0-0 | 0 | 0-0 | 0 |
| 10/6/17* | at UConn | 1 | 0 | 1 | 0-0 | 0-0 | 0 | 0-0 | 0 | 0-0 | 1 |
| 10/14/17* | Navy | 7 | 3 | 10 | 0-0 | 0-0 | 0 | 1-0 | 1 | 2-29 | 0 |
| 10/19/17* | at Houston | 3 | 2 | 5 | 0.5-1 | 0-0 | 0 | 0-0 | 0 | 0-0 | 0 |
| 10/27/17* | Tulane | 11 | 0 | 11 | 2-3 | 0-0 | 0 | 1-0 | 0 | 0-0 | 0 |
| 11/3/17* | at Tulsa | 4 | 2 | 6 | 0-0 | 0-0 | 0 | 0-0 | 1 | 0-0 | 0 |
| 11/18/17* | SMU | 2 | 1 | 3 | 0-0 | 0-0 | 0 | 0-0 | 0 | 0-0 | 0 |
| 11/25/17* | ECU | 4 | 1 | 5 | 0-0 | 0-0 | 0 | 0-0 | 1 | 0-0 | 1 |
| 12/2/17* | at UCF | 3 | 2 | 5 | 0-0 | 0-0 | 0 | 0-0 | 0 | 0-0 | 1 |
| 12/30/17* | vs Iowa St | 4 | 1 | 5 | 1-10 | 1-10 | 0 | 0-0 | 0 | 0-0 | 0 |
| 9/1/18* | Mercer | 1 | 0 | 1 | 0-0 | 0-0 | 0 | 0-0 | 1 | 0-0 | 1 |
| 9/8/18* | at Navy | 6 | 1 | 7 | 3-4 | 0-0 | 0 | 0-0 | 0 | 0-0 | 0 |
| 9/14/18* | Georgia State | 1 | 2 | 3 | 1-1 | 0-0 | 0 | 0-0 | 0 | 0-0 | 0 |
| 9/22/18* | S Alabama | 3 | 3 | 6 | 0.5-2 | 0-0 | 1 | 1-0 | 0 | 0-0 | 1 |
| 9/28/18* | at Tulane | 5 | 2 | 7 | 0-0 | 0-0 | 0 | 0-0 | 0 | 0-0 | 0 |
| 10/6/18* | UConn | 1 | 1 | 2 | 0.5-0 | 0-0 | 0 | 0-0 | 1 | 0-0 | 0 |
| 10/13/18* | UCF | 5 | 2 | 7 | 1-3 | 0-0 | 0 | 0-0 | 0 | 0-0 | 0 |
| 10/20/18* | at Mizzou | 3 | 0 | 3 | 0-0 | 0-0 | 0 | 0-0 | 0 | 0-0 | 0 |
| 11/3/18* | at ECU | 4 | 4 | 8 | 0-0 | 0-0 | 0 | 0-0 | 0 | 0-0 | 0 |
| 11/10/18* | Tulsa | 1 | 0 | 1 | 0-0 | 0-0 | 1 | 1-20 | 0 | 0-0 | 0 |
| 11/16/18* | at SMU | 4 | 2 | 6 | 1.5-8 | 0.5-7 | 0 | 0-0 | 2 | 0-0 | 0 |
| 11/23/18* | Houston | 4 | 1 | 5 | 0-0 | 0-0 | 0 | 0-0 | 0 | 0-0 | 0 |
| 12/1/18* | at UCF | 4 | 2 | 6 | 0.5-0 | 0-0 | 0 | 0-0 | 0 | 0-0 | 0 |
| 12/22/18* | vs Wake Forest | 2 | 0 | 2 | 1-8 | 1-8 | 0 | 0-0 | 1 | 0-0 | 1 |
| 8/31/19* | Ole Miss | 3 | 0 | 3 | 0-0 | 0-0 | 0 | 0-0 | 1 | 0-0 | 0 |
| 9/7/19* | Southern | 3 | 0 | 3 | 1.0-2 | 0-0 | 0 | 0-0 | 1 | 0-0 | 0 |
| 9/14/19* | at S. Alabama | 1 | 5 | 6 | 0-0 | 0-0 | 0 | 2-48 | 1 | 0-0 | 1 |
| 9/26/19* | Navy | 5 | 2 | 7 | 1-4 | 0-0 | 0 | 0-0 | 0 | 0-0 | 0 |
| 10/5/19* | at ULM | 1 | 4 | 5 | 0.5-6 | 0.5-6 | 0 | 0-0 | 0 | 0-0 | 0 |
| 10/12/19* | at Temple | 4 | 1 | 5 | 0-0 | 0-0 | 0 | 0-0 | 0 | 0-0 | 0 |
| 10/19/19* | Tulane | 2 | 1 | 3 | 1.5-1 | 0-0 | 0 | 0-0 | 1 | 1-4 | 1 |
| 10/26/19* | at Tulsa | 5 | 8 | 13 | 1-2 | 0-0 | 0 | 0-0 | 1 | 0-0 | 0 |
| 11/2/19* | SMU | 6 | 4 | 10 | 0-0 | 0-0 | 0 | 0-0 | 0 | 0-0 | 1 |
| 11/16/19 | at Houston | | | | Did Not Play | | | | | | |
| 11/23/19* | at USF | 1 | 0 | 1 | 1-2 | 1-2 | 0 | 0-0 | 0 | 0-0 | 0 |
| 11/29/19* | Cincinnati | 5 | 1 | 6 | 2-2 | 0-0 | 0 | 0-0 | 0 | 0-0 | 0 |
| 12/7/19* | Cincinnati | 3 | 4 | 7 | 1-2 | 1-2 | 0 | 0-0 | 0 | 0-0 | 1 |



#35 TIM HART | LINEBACKER

R-JUNIOR | 2L | 6-1 | 224

MEMPHIS, TENN.

MEMPHIS UNIVERSITY SCHOOL

MAJOR: FINANCE

CAREER

Has played in 40 games, making 13 starts ... Has 154 tackles (100 solo), including 5.5 TFL and three sacks ... Has 31 multi-tackle games ... Has two forced fumbles, three QB hurries, one interception and one PBU.

CAREER HIGHS

Tackles 11, at Navy, Sept. 8, 2018
 Tackles for Loss 1, 3x, last vs ECU, Nov. 25, 2017
 Pass Breakups 1, vs Iowa State, Dec. 30, 2017
 Forced Fumbles 1, 2x, last vs Navy, Oct. 14, 2017
 Quarterback Hurries 1, 3x, last at SMU, Nov. 16, 2018
 Sacks 1, 2x, last vs Southern, Sept. 7, 2019
 Interception Return TD 1, vs UCLA, Sept. 16, 2017
 Interception Return Yards 60, vs UCLA, Sept. 16, 2017

TACKLES

| YEAR | GP/GS | UA | A | TOTAL | TFL | TFLY | PD | FF | FR | BLK |
|--------------|--------------|------------|-----------|------------|------------|-----------|----------|----------|----------|----------|
| 2017 | 13/10 | 29 | 20 | 49 | 3.0 | 9 | 2 | 2 | 0 | 0 |
| 2018 | 14/3 | 40 | 20 | 60 | 0.5 | 1 | 0 | 0 | 0 | 0 |
| 2019 | 13/0 | 31 | 14 | 45 | 2.0 | 14 | 0 | 0 | 0 | 0 |
| Total | 40/13 | 100 | 54 | 154 | 5.5 | 24 | 2 | 2 | 0 | 0 |

SACKS

| YEAR | GP/GS | UA | A | TOTAL | YARDS |
|--------------|--------------|----------|----------|------------|-----------|
| 2017 | 13/10 | 1 | 0 | 1.0 | 5 |
| 2018 | 14/3 | 0 | 0 | 0.0 | 0 |
| 2019 | 13/0 | 1 | 1 | 1.5 | 10 |
| Total | 40/13 | 2 | 1 | 2.5 | 15 |

INTERCEPTIONS

| YEAR | GP | NO | Yards | TD | Long | Avg/R | Avg/G |
|--------------|--------------|----------|-----------|----------|-----------|-------------|------------|
| 2017 | 13/10 | 1 | 60 | 1 | 60 | 60.0 | 4.6 |
| 2018 | 14/3 | 0 | 0 | 0 | 0 | 0.0 | 0.0 |
| 2019 | 13/0 | 0 | 0 | 0 | 0 | 0.0 | 0.0 |
| Total | 40/13 | 1 | 60 | 1 | 60 | 60.0 | 1.5 |

DEFENSE GAME-BY-GAME

| DATE | OPPONENT | UT | AT | TT | TFL | SK | FF | FR | PD | INT | QBH |
|-----------|----------------|----|----|----|-------|-------|----|-----|----|------|-----|
| 8/31/17 | ULM | 6 | 1 | 7 | 0-0 | 0-0 | 1 | 0-0 | 0 | 0-0 | 0 |
| 9/16/17 | UCLA | 0 | 0 | 0 | 0-0 | 0-0 | 0 | 0-0 | 1 | 1-60 | 0 |
| 9/23/17 | SIU | 1 | 0 | 1 | 0-0 | 0-0 | 0 | 0-0 | 0 | 0-0 | 1 |
| 9/30/17* | at UCF | 2 | 2 | 4 | 1-2 | 0-0 | 0 | 0-0 | 0 | 0-0 | 1 |
| 10/6/17* | at UConn | 1 | 3 | 4 | 0-0 | 0-0 | 0 | 0-0 | 0 | 0-0 | 0 |
| 10/14/17* | Navy | 3 | 3 | 6 | 0-0 | 0-0 | 1 | 0-0 | 0 | 0-0 | 0 |
| 10/19/17* | at Houston | 2 | 2 | 4 | 0-0 | 0-0 | 0 | 0-0 | 0 | 0-0 | 0 |
| 10/27/17* | Tulane | 4 | 0 | 4 | 0-0 | 0-0 | 0 | 0-0 | 0 | 0-0 | 0 |
| 11/3/17* | at Tulsa | 2 | 4 | 6 | 1-5 | 1-5 | 0 | 0-0 | 0 | 0-0 | 0 |
| 11/19/17* | SMU | 2 | 0 | 2 | 0-0 | 0-0 | 0 | 0-0 | 0 | 0-0 | 0 |
| 11/25/17* | ECU | 2 | 0 | 2 | 1-2 | 0-0 | 0 | 0-0 | 0 | 0-0 | 0 |
| 12/2/17* | at UCF | 1 | 0 | 1 | 0-0 | 0-0 | 0 | 0-0 | 0 | 0-0 | 0 |
| 12/30/17* | vs Iowa St | 3 | 5 | 8 | 0-0 | 0-0 | 0 | 0-0 | 1 | 0-0 | 0 |
| 9/1/18 | Mercer | 0 | 0 | 0 | 0-0 | 0-0 | 0 | 0-0 | 0 | 0-0 | 0 |
| 9/8/18* | at Navy | 7 | 4 | 11 | 0.5-1 | 0-0 | 0 | 0-0 | 0 | 0-0 | 0 |
| 9/14/18 | Georgia State | 6 | 1 | 7 | 0-0 | 0-0 | 0 | 0-0 | 0 | 0-0 | 0 |
| 9/22/18* | S Alabama | 2 | 2 | 4 | 0-0 | 0-0 | 0 | 0-0 | 0 | 0-0 | 0 |
| 9/28/18 | at Tulane | 4 | 2 | 6 | 0-0 | 0-0 | 0 | 0-0 | 0 | 0-0 | 0 |
| 10/6/18 | UConn | 2 | 3 | 5 | 0-0 | 0-0 | 0 | 0-0 | 0 | 0-0 | 0 |
| 10/13/18 | UCF | 0 | 1 | 1 | 0-0 | 0-0 | 0 | 0-0 | 0 | 0-0 | 0 |
| 10/20/18* | at Missouri | 6 | 0 | 6 | 0-0 | 0-0 | 0 | 0-0 | 0 | 0-0 | 0 |
| 11/3/18 | at ECU | 2 | 2 | 4 | 0-0 | 0-0 | 0 | 0-0 | 0 | 0-0 | 0 |
| 11/10/18 | Tulsa | 3 | 0 | 3 | 0-0 | 0-0 | 0 | 0-0 | 0 | 0-0 | 0 |
| 11/16/18 | at SMU | 0 | 0 | 0 | 0-0 | 0-0 | 0 | 0-0 | 0 | 0-0 | 1 |
| 11/23/18 | Houston | 1 | 0 | 1 | 0-0 | 0-0 | 0 | 0-0 | 0 | 0-0 | 0 |
| 12/1/18 | at UCF | 3 | 5 | 8 | 0-0 | 0-0 | 0 | 0-0 | 0 | 0-0 | 0 |
| 12/22/18 | vs Wake Forest | 4 | 0 | 4 | 0-0 | 0-0 | 0 | 0-0 | 0 | 0-0 | 0 |
| 8/31/19 | Ole Miss | 3 | 0 | 3 | 0-0 | 0-0 | 0 | 0-0 | 0 | 0-0 | 0 |
| 9/7/19 | Southern | 4 | 0 | 4 | 1.0-8 | 1.0-8 | 0 | 0-0 | 0 | 0-0 | 0 |
| 9/14/19 | at S. Alabama | 1 | 2 | 3 | 0-0 | 0-0 | 0 | 0-0 | 0 | 0-0 | 0 |
| 9/26/19 | Navy | 2 | 5 | 7 | 0-0 | 0-0 | 0 | 0-0 | 0 | 0-0 | 0 |
| 10/5/19 | at ULM | 2 | 2 | 4 | 0-0 | 0-0 | 0 | 0-0 | 0 | 0-0 | 0 |
| 10/12/19 | at Temple | 6 | 1 | 7 | 0-0 | 0-0 | 0 | 0-0 | 0 | 0-0 | 0 |

| | | | | | | | | | | | |
|----------|------------|---|---|---|-------|-------|---|-----|---|-----|---|
| 10/19/19 | Tulane | 1 | 1 | 2 | 0-0 | 0-0 | 0 | 0-0 | 0 | 0-0 | 0 |
| 10/26/19 | at Tulsa | 1 | 2 | 3 | 0.5-2 | 0.5-2 | 0 | 0-0 | 0 | 0-0 | 0 |
| 11/2/19 | SMU | 3 | 0 | 3 | 0-0 | 0-0 | 0 | 0-0 | 0 | 0-0 | 0 |
| 11/16/19 | at Houston | 0 | 0 | 0 | 0-0 | 0-0 | 0 | 0-0 | 0 | 0-0 | 0 |
| 11/23/19 | at USF | 2 | 1 | 3 | 0.5-4 | 0.5-4 | 0 | 0-0 | 0 | 0-0 | 0 |
| 11/29/19 | Cincinnati | 6 | 0 | 6 | 0-0 | 0-0 | 0 | 0-0 | 0 | 0-0 | 0 |
| 12/7/19 | Cincinnati | 0 | 0 | 0 | 0-0 | 0-0 | 0 | 0-0 | 0 | 0-0 | 0 |



#83 JOHN HASSELL | TIGHT END

R-SOPHOMORE | SQ | 6-3 | 239

COLLIERVILLE, TENN.

COLLIERVILLE HS

MAJOR: SPORT AND LEISURE MANAGEMENT

CAREER

Member of the team for three seasons ... Has seen action in 10 games this season, primarily on special teams ... Did not see game action in 2018 after redshirting in 2017 ... Has two years of eligibility remaining.

RECEIVING

| YEARS | GP/GS | REC | YARDS | TD | LONG | REC/G | AVG/C | AVG/G |
|--------------|-------------|----------|----------|----------|----------|------------|------------|------------|
| 2019 | 10/0 | 0 | 0 | 0 | 0 | 0.0 | 0.0 | 0.0 |
| TOTAL | 10/0 | 0 | 0 | 0 | 0 | 0.0 | 0.0 | 0.0 |

KICK RETURNS

| YEAR | GP/GS | NO | YARDS | TD | LONG | AVG/R | AVG/G |
|--------------|-------------|----------|-----------|----------|-----------|-------------|------------|
| 2019 | 10/0 | 1 | 15 | 0 | 15 | 15.0 | 1.5 |
| TOTAL | 10/0 | 1 | 15 | 0 | 15 | 15.0 | 1.5 |

RECEIVING GAME-BY-GAME

| DATE | OPPONENT | NO | YDS | AVG | TD | LG |
|----------|---------------|----|-----|-----|----|--------------|
| 8/31/19 | Ole Miss | | | | | Did Not Play |
| 9/7/19 | Southern | | | | | Did Not Play |
| 9/14/19 | at S. Alabama | | | | | Did Not Play |
| 9/26/19 | Navy | 0 | 0 | 0.0 | 0 | 0 |
| 10/5/19 | at ULM | 0 | 0 | 0.0 | 0 | 0 |
| 10/12/19 | at Temple | 0 | 0 | 0.0 | 0 | 0 |
| 10/19/19 | Tulane | 0 | 0 | 0.0 | 0 | 0 |
| 10/26/19 | at Tulsa | 0 | 0 | 0.0 | 0 | 0 |
| 11/2/19 | SMU | 0 | 0 | 0.0 | 0 | 0 |
| 11/16/19 | at Houston | 0 | 0 | 0.0 | 0 | 0 |
| 11/23/19 | at USF | 0 | 0 | 0.0 | 0 | 0 |
| 11/29/19 | Cincinnati | 0 | 0 | 0.0 | 0 | 0 |
| 12/7/19 | Cincinnati | 0 | 0 | 0.0 | 0 | 0 |

KICK RETURN GAME-BY-GAME

| DATE | OPPONENT | NO | YDS | AVG | TD | LG |
|----------|---------------|----|-----|------|----|----|
| 8/31/19 | Ole Miss | 0 | 0 | 0.0 | 0 | 0 |
| 9/7/19 | Southern | 0 | 0 | 0.0 | 0 | 0 |
| 9/14/19 | at S. Alabama | 0 | 0 | 0.0 | 0 | 0 |
| 9/26/19 | Navy | 0 | 0 | 0.0 | 0 | 0 |
| 10/5/19 | at ULM | 0 | 0 | 0.0 | 0 | 0 |
| 10/12/19 | at Temple | 0 | 0 | 0.0 | 0 | 0 |
| 10/19/19 | Tulane | 0 | 0 | 0.0 | 0 | 0 |
| 10/26/19 | at Tulsa | 0 | 0 | 0.0 | 0 | 0 |
| 11/2/19 | SMU | 0 | 0 | 0.0 | 0 | 0 |
| 11/16/19 | at Houston | 1 | 15 | 15.0 | 0 | 15 |
| 11/23/19 | at USF | 0 | 0 | 0.0 | 0 | 0 |
| 11/29/19 | Cincinnati | 0 | 0 | 0.0 | 0 | 0 |
| 12/7/19 | Cincinnati | 0 | 0 | 0.0 | 0 | 0 |



#93 DESMOND HAWKINS | DEFENSIVE LINE

R-SENIOR | 1L | 6-5 | 285

MEMPHIS, TENN.

CRAIGMONT HS/HINDS CC

MAJOR: UNDECIDED

CAREER

Junior college transfer from Hinds Community College ... Joined the Memphis program prior to 2017 campaign ... Saw first game action in 2018 after redshirting

in 2017 ... Has played in 19 games ... Has 20 total tackles (12 solo) ... Made first start against Southern ... Has six multi-tackle games ... Graduated in May 2019 with his bachelors degree.

HONORS (ACADEMIC/ATHLETIC)

2017-18 AAC All-Academic Team ... Tiger 3.0 Club for the 2017 fall and 2018 spring semesters.

CAREER HIGHS

Tackles 3, 2x, last vs Navy, Sept. 26, 2019
 Tackles for Loss 1, vs Tulane, Oct. 19, 2019
 Sacks 0.5, at Tulsa, Oct. 26, 2019

TACKLES

| YEAR | GP/GS | UA | A | TOTAL | TFL | TFLY | PD | FF | FR | BLK |
|--------------|-------------|-----------|----------|-----------|------------|----------|----------|----------|----------|----------|
| 2018 | 7/0 | 6 | 0 | 6 | 0.0 | 0 | 0 | 0 | 0 | 0 |
| 2019 | 12/1 | 6 | 8 | 14 | 2.5 | 6 | 0 | 0 | 0 | 0 |
| Total | 19/1 | 12 | 8 | 20 | 2.5 | 6 | 0 | 0 | 0 | 0 |

SACKS

| YEAR | GP/GS | UA | A | TOTAL | YARDS |
|--------------|-------------|----------|----------|------------|----------|
| 2018 | 7/0 | 0 | 0 | 0 | 0 |
| 2019 | 12/1 | 0 | 1 | 0.5 | 2 |
| Total | 19/1 | 0 | 1 | 0.5 | 2 |

DEFENSE GAME-BY-GAME

| DATE | OPPONENT | UT | AT | TT | TFL | SK | FF | FR | PD | INT | QBH |
|----------|----------------|----|----|----|--------------|-------|----|-----|----|-----|-----|
| 9/1/18 | Mercer | 2 | 0 | 2 | 0-0 | 0-0 | 0 | 0-0 | 0 | 0-0 | 0 |
| 9/8/18 | at Navy | | | | Did Not Play | | | | | | |
| 9/14/18 | Georgia State | | | | Did Not Play | | | | | | |
| 9/22/18 | S Alabama | 1 | 0 | 1 | 0-0 | 0-0 | 0 | 0-0 | 0 | 0-0 | 0 |
| 9/28/18 | at Tulane | 0 | 0 | 0 | 0-0 | 0-0 | 0 | 0-0 | 0 | 0-0 | 0 |
| 10/6/18 | UConn | 0 | 0 | 0 | 0-0 | 0-0 | 0 | 0-0 | 0 | 0-0 | 0 |
| 10/13/18 | UCF | | | | Did Not Play | | | | | | |
| 10/20/18 | at Missouri | 0 | 0 | 0 | 0-0 | 0-0 | 0 | 0-0 | 0 | 0-0 | 0 |
| 11/3/18 | at ECU | | | | Did Not Play | | | | | | |
| 11/10/18 | Tulsa | 0 | 0 | 0 | 0-0 | 0-0 | 0 | 0-0 | 0 | 0-0 | 0 |
| 11/16/18 | at SMU | | | | Did Not Play | | | | | | |
| 11/23/18 | Houston | | | | Did Not Play | | | | | | |
| 12/1/18 | at UCF | | | | Did Not Play | | | | | | |
| 12/22/18 | vs Wake Forest | 3 | 0 | 3 | 0-0 | 0-0 | 0 | 0-0 | 0 | 0-0 | 0 |
| 8/31/19 | Ole Miss | 0 | 0 | 0 | 0-0 | 0-0 | 0 | 0-0 | 0 | 0-0 | 0 |
| 9/7/19* | Southern | 1 | 0 | 1 | 0-0 | 0-0 | 0 | 0-0 | 0 | 0-0 | 0 |
| 9/14/19 | at S. Alabama | 1 | 1 | 2 | 0-0 | 0-0 | 0 | 0-0 | 0 | 0-0 | 0 |
| 9/26/19 | Navy | 2 | 1 | 3 | 0-0 | 0-0 | 0 | 0-0 | 0 | 0-0 | 0 |
| 10/5/19 | at ULM | 0 | 0 | 0 | 0-0 | 0-0 | 0 | 0-0 | 0 | 0-0 | 0 |
| 10/12/19 | at Temple | | | | Did Not Play | | | | | | |
| 10/19/19 | Tulane | 1 | 1 | 2 | 1-1 | 0-0 | 0 | 0-0 | 0 | 0-0 | 0 |
| 10/26/19 | at Tulsa | 0 | 2 | 2 | 0.5-2 | 0.5-2 | 0 | 0-0 | 0 | 0-0 | 0 |
| 11/2/19 | SMU | 0 | 0 | 0 | 0-0 | 0-0 | 0 | 0-0 | 0 | 0-0 | 0 |
| 11/16/19 | at Houston | 1 | 0 | 1 | 0-0 | 0-0 | 0 | 0-0 | 0 | 0-0 | 0 |
| 11/23/19 | at USF | 0 | 1 | 1 | 0.5-2 | 0-0 | 0 | 0-0 | 0 | 0-0 | 0 |
| 11/29/19 | Cincinnati | 0 | 2 | 2 | 0.5-1 | 0-0 | 0 | 0-0 | 0 | 0-0 | 0 |
| 12/7/19 | Cincinnati | 0 | 0 | 0 | 0-0 | 0-0 | 0 | 0-0 | 0 | 0-0 | 0 |



#55 BRYCE HUFF | DEFENSIVE LINE

SENIOR | 3L | 6-3 | 255

MOBILE, ALA.

ST. PAUL'S EPISCOPAL

MAJOR: INTERDISCIPLINARY STUDIES

- AAC All-Conference Second Team (2018, 2019)
- Bednarik Award Watch List (2019)
- Nagurski Trophy Watch List (2019)
- Most Improved Defensive Player (2018/Highland Hundred)
- 2x AAC Defensive Player of the Week (9/2/19; 12/2/19)

CAREER

Graduated in Dec. 2019 ... Has played in 51 games, making 24 starts ... Has 131 total tackles (92 solo), including 39 TFL (180 yards) and 17.5 sacks (113 yards) ... Has 26 QB hurries, three PBU, four forced fumbles and two fumble recoveries ... Has 29 multi-tackle games ... Has two kick returns for 21 yards.

HONORS (ACADEMIC/ATHLETIC)

2016-17 AAC All-Academic Team ... 2018 and 2019 All-AAC second team ... 2018 Most Improved Defensive Player (Highland Hundred).

ON THE CHARTS

Career: Fourth in TFL and TFL yardage (39.0, 180 yards) ... Season: Sixth in sacks (9.5, 2018) ... Fourth in TFL (19.0, 2018) ... Tied for sixth in TFL yardage (80, 2018).

CAREER HIGHS

Tackles 9, at Tulane, Sept. 28, 2018
 Tackles for Loss 5, at Tulane, Sept. 28, 2018
 Sacks 2.5, at SMU, Nov. 16, 2018
 Fumble Recoveries 1, 2x, last vs Navy, Sept. 26, 2019
 Quarterback Hurries 3, 2x, last at ULM, Oct. 5, 2019
 Forced Fumbles 2 vs Cincinnati, Nov. 29, 2019
 Pass Breakups 2, vs UCF, Oct. 13, 2018

TACKLES

| YEAR | GP/GS | UA | A | TOTAL | TFL | TFLY | PD | FF | FR | BLK |
|--------------|--------------|-----------|-----------|------------|-------------|------------|----------|----------|----------|----------|
| 2016 | 11/0 | 4 | 1 | 5 | 0.0 | 0 | 0 | 0 | 0 | 0 |
| 2017 | 13/3 | 23 | 7 | 30 | 5.0 | 28 | 1 | 1 | 1 | 0 |
| 2018 | 14/8 | 35 | 14 | 49 | 19.0 | 80 | 2 | 1 | 0 | 0 |
| 2019 | 13/13 | 30 | 17 | 47 | 15.0 | 72 | 0 | 2 | 1 | 0 |
| Total | 51/24 | 92 | 39 | 131 | 39.0 | 180 | 3 | 4 | 2 | 0 |

SACKS

| YEAR | GP/GS | UA | A | TOTAL | YARDS |
|--------------|--------------|-----------|----------|-------------|------------|
| 2016 | 11/0 | 0 | 0 | 0.0 | 0 |
| 2017 | 13/3 | 2 | 0 | 2.0 | 19 |
| 2018 | 14/8 | 9 | 1 | 9.5 | 53 |
| 2019 | 13/13 | 5 | 2 | 6.0 | 41 |
| Total | 50/23 | 16 | 3 | 17.5 | 113 |

DEFENSE GAME-BY-GAME

| DATE | OPPONENT | UT | AT | TT | TFL | SK | FF | FR | PD | INT | QBH |
|-----------|----------------|----|----|----|--------------|--------|----|-----|----|-----|-----|
| 9/3/16 | SEMO | 0 | 0 | 0 | 0-0 | 0-0 | 0 | 0-0 | 0 | 0-0 | 0 |
| 9/17/16 | Kansas | 0 | 0 | 0 | 0-0 | 0-0 | 0 | 0-0 | 0 | 0-0 | 0 |
| 9/24/16 | BGSU | 1 | 0 | 1 | 0-0 | 0-0 | 0 | 0-0 | 0 | 0-0 | 0 |
| 10/1/16 | at Ole Miss | 0 | 1 | 1 | 0-0 | 0-0 | 0 | 0-0 | 0 | 0-0 | 0 |
| 10/6/16 | Temple | | | | Did Not Play | | | | | | |
| 10/14/16 | at Tulane | | | | Did Not Play | | | | | | |
| 10/22/16 | at Navy | 1 | 0 | 1 | 0-0 | 0-0 | 0 | 0-0 | 0 | 0-0 | 0 |
| 10/29/16 | Tulsa | 2 | 0 | 2 | 0-0 | 0-0 | 0 | 0-0 | 0 | 0-0 | 0 |
| 11/5/16 | at SMU | 0 | 0 | 0 | 0-0 | 0-0 | 0 | 0-0 | 0 | 0-0 | 0 |
| 11/12/16 | USF | 0 | 0 | 0 | 0-0 | 0-0 | 0 | 0-0 | 0 | 0-0 | 0 |
| 11/18/16 | at Cincinnati | 0 | 0 | 0 | 0-0 | 0-0 | 0 | 0-0 | 0 | 0-0 | 0 |
| 11/25/16 | Houston | 0 | 0 | 0 | 0-0 | 0-0 | 0 | 0-0 | 0 | 0-0 | 0 |
| 12/20/16 | vs WKU | 0 | 0 | 0 | 0-0 | 0-0 | 0 | 0-0 | 0 | 0-0 | 0 |
| 8/31/17 | ULM | 2 | 1 | 3 | 0-0 | 0-0 | 0 | 1-0 | 0 | 0-0 | 1 |
| 9/16/17* | UCLA | 3 | 1 | 4 | 1-3 | 0-0 | 0 | 0-0 | 0 | 0-0 | 0 |
| 9/23/17 | SIU | 3 | 0 | 3 | 0-0 | 0-0 | 0 | 0-0 | 0 | 0-0 | 0 |
| 9/30/17 | at UCF | 1 | 1 | 2 | 0-0 | 0-0 | 0 | 0-0 | 0 | 0-0 | 0 |
| 10/6/17 | at UConn | 1 | 0 | 1 | 1-2 | 0-0 | 0 | 0-0 | 0 | 0-0 | 0 |
| 10/14/17* | Navy | 6 | 2 | 8 | 1-4 | 0-0 | 1 | 0-0 | 0 | 0-0 | 0 |
| 10/22/17* | at Houston | 3 | 2 | 5 | 0-0 | 0-0 | 0 | 0-0 | 1 | 0-0 | 1 |
| 10/27/17 | Tulane | 1 | 0 | 1 | 1-13 | 1-13 | 0 | 0-0 | 0 | 0-0 | 1 |
| 11/3/17 | at Tulsa | 1 | 0 | 1 | 0-0 | 0-0 | 0 | 0-0 | 0 | 0-0 | 0 |
| 11/18/17 | SMU | 1 | 0 | 1 | 1-6 | 1-6 | 0 | 0-0 | 0 | 0-0 | 0 |
| 11/25/17 | ECU | 1 | 0 | 1 | 0-0 | 0-0 | 0 | 0-0 | 0 | 0-0 | 0 |
| 12/2/17 | at UCF | 0 | 0 | 0 | 0-0 | 0-0 | 0 | 0-0 | 0 | 0-0 | 0 |
| 12/30/17 | vs ISU | | | | Did Not Play | | | | | | |
| 9/1/18 | Mercer | 1 | 0 | 1 | 1-4 | 1-4 | 0 | 0-0 | 0 | 0-0 | 1 |
| 9/8/18* | at Navy | 1 | 3 | 4 | 0.5-1 | 0-0 | 0 | 0-0 | 0 | 0-0 | 0 |
| 9/14/18 | Georgia State | 3 | 1 | 4 | 2-10 | 2-10 | 0 | 0-0 | 0 | 0-0 | 2 |
| 9/22/18 | S Alabama | 2 | 0 | 2 | 0-0 | 0-0 | 0 | 0-0 | 0 | 0-0 | 0 |
| 9/28/18* | at Tulane | 7 | 2 | 9 | 5-17 | 2-10 | 0 | 0-0 | 0 | 0-0 | 0 |
| 10/6/18* | UConn | 5 | 1 | 6 | 2.5-10 | 0-0 | 0 | 0-0 | 0 | 0 | 1 |
| 10/13/18 | UCF | 2 | 0 | 2 | 0-0 | 0-0 | 0 | 0-0 | 2 | 0-0 | 0 |
| 10/20/18 | at Missouri | 2 | 0 | 2 | 0-0 | 0-0 | 0 | 0-0 | 0 | 0-0 | 0 |
| 11/3/18 | at ECU | 1 | 2 | 3 | 0.5-2 | 0-0 | 0 | 0-0 | 0 | 0-0 | 1 |
| 11/10/18* | Tulsa | 2 | 1 | 3 | 1-5 | 1-5 | 0 | 0-0 | 0 | 0-0 | 0 |
| 11/16/18* | at SMU | 3 | 1 | 4 | 3.5-19 | 2.5-17 | 1 | 0-0 | 0 | 0-0 | 0 |
| 11/23/18* | Houston | 2 | 0 | 2 | 2-11 | 1-5 | 0 | 0-0 | 0 | 0-0 | 1 |
| 12/1/18* | at UCF | 2 | 1 | 3 | 1-1 | 0-0 | 0 | 0-0 | 0 | 0-0 | 0 |
| 12/22/18* | vs Wake Forest | 2 | 2 | 4 | 0-0 | 0-0 | 0 | 0-0 | 0 | 0-0 | 1 |
| 8/31/19* | Ole Miss | 5 | 0 | 5 | 2-8 | 1-2 | 0 | 0-0 | 0 | 0-0 | 0 |
| 9/7/19* | Southern | 0 | 0 | 0 | 0-0 | 0-0 | 0 | 0-0 | 0 | 0-0 | 1 |
| 9/14/19* | at S. Alabama | 1 | 1 | 2 | 0.5-0 | 0-0 | 0 | 0-0 | 0 | 0-0 | 3 |
| 9/26/19* | Navy | 3 | 2 | 5 | 0-0 | 0-0 | 0 | 1-0 | 0 | 0-0 | 0 |
| 10/5/19* | at ULM | 1 | 4 | 5 | 0.5-1 | 0-0 | 0 | 0-0 | 0 | 0-0 | 3 |
| 10/12/19* | at Temple | 1 | 1 | 2 | 0-0 | 0-0 | 0 | 0-0 | 0 | 0-0 | 1 |
| 10/19/19* | Tulane | 2 | 0 | 2 | 2-10 | 0-0 | 0 | 0-0 | 0 | 0-0 | 2 |

| | | | | | | | | | | | |
|-----------|------------|---|---|---|--------|-------|---|-----|---|-----|---|
| 10/26/19* | at Tulsa | 2 | 4 | 6 | 1.5-8 | 1.5-8 | 0 | 0-0 | 0 | 0-0 | 1 |
| 11/2/19* | SMU | 2 | 0 | 2 | 1-8 | 1-8 | 0 | 0-0 | 0 | 0-0 | 2 |
| 11/16/19* | at Houston | 3 | 1 | 4 | 2.5-6 | 0-0 | 0 | 0-0 | 0 | 0-0 | 1 |
| 11/23/19* | at USF | 0 | 1 | 1 | 0.5-3 | 0.5-3 | 0 | 0-0 | 0 | 0-0 | 2 |
| 11/29/19* | Cincinnati | 7 | 1 | 8 | 3.5-23 | 2-20 | 2 | 0-0 | 0 | 0-0 | 0 |
| 12/7/19* | Cincinnati | 3 | 2 | 5 | 1-5 | 0-0 | 0 | 0-0 | 0 | 0-0 | 0 |



#28 TROY HURST | DEFENSIVE BACK

R-FRESHMAN | SQ | 6-2 | 181
GREENSBURG, LA.
ST. HELENA CENTRAL HS
MAJOR: MANAGEMENT

CAREER

Returns for his second year after a redshirt season in 2018 ... Has played in eight games, primarily on special teams ... Has three years of eligibility remaining.

TACKLES

| YEAR | GP/GS | UA | A | TOTAL | TFL | TFLY | PD | FF | FR | BLK |
|--------------|------------|----------|----------|----------|------------|----------|----------|----------|----------|----------|
| 2019 | 8/0 | 0 | 2 | 2 | 0.0 | 0 | 0 | 0 | 0 | 0 |
| Total | 8/0 | 0 | 2 | 2 | 0.0 | 0 | 0 | 0 | 0 | 0 |

DEFENSE GAME-BY-GAME

| DATE | OPPONENT | UT | AT | TT | TFL | SK | FF | FR | PD | INT | QBH |
|----------|---------------|----|----|----|-----|-----|--------------|-----|----|-----|-----|
| 8/31/19 | Ole Miss | | | | | | Did Not Play | | | | |
| 9/7/19 | Southern | | | | | | Did Not Play | | | | |
| 9/14/19 | at S. Alabama | | | | | | Did Not Play | | | | |
| 9/26/19 | Navy | | | | | | Did Not Play | | | | |
| 10/5/19 | at ULM | 0 | 0 | 0 | 0-0 | 0-0 | 0 | 0-0 | 0 | 0-0 | 0 |
| 10/12/19 | at Temple | 0 | 0 | 0 | 0-0 | 0-0 | 0 | 0-0 | 0 | 0-0 | 0 |
| 10/19/19 | Tulane | 0 | 0 | 0 | 0-0 | 0-0 | 0 | 0-0 | 0 | 0-0 | 0 |
| 10/26/19 | at Tulsa | 0 | 0 | 0 | 0-0 | 0-0 | 0 | 0-0 | 0 | 0-0 | 0 |
| 11/2/19 | SMU | 0 | 1 | 1 | 0-0 | 0-0 | 0 | 0-0 | 0 | 0-0 | 0 |
| 11/16/19 | at Houston | 0 | 1 | 1 | 0-0 | 0-0 | 0 | 0-0 | 0 | 0-0 | 0 |
| 11/23/19 | at USF | 0 | 0 | 0 | 0-0 | 0-0 | 0 | 0-0 | 0 | 0-0 | 0 |
| 12/7/19 | Cincinnati | 0 | 0 | 0 | 0-0 | 0-0 | 0 | 0-0 | 0 | 0-0 | 0 |



#81 JAVON IVORY | WIDE RECEIVER

FRESHMAN | HS | 6-2 | 196
GROVE HILL, ALA.
CLARKE COUNTY HS
MAJOR: MECHANICAL ENGINEERING

CAREER


Made collegiate debut against Southern.

RECEIVING

| YEARS | GP/GS | REC | YARDS | TD | LONG | REC/G | AVG/C | AVG/G |
|--------------|------------|----------|----------|------------|----------|----------|------------|------------|
| 2019 | 2/0 | 0 | 0 | 0.0 | 0 | 0 | 0.0 | 0.0 |
| TOTAL | 2/0 | 0 | 0 | 0.0 | 0 | 0 | 0.0 | 0.0 |

RECEIVING GAME-BY-GAME

| DATE | OPPONENT | NO | YDS | AVG | TD | LG |
|----------|---------------|----|-----|--------------|----|----|
| 8/31/19 | Ole Miss | | | Did Not Play | | |
| 9/7/19 | Southern | 0 | 0 | 0.0 | 0 | 0 |
| 9/14/19 | at S. Alabama | | | Did Not Play | | |
| 9/26/19 | Navy | | | Did Not Play | | |
| 10/5/19 | at ULM | | | Did Not Play | | |
| 10/12/19 | at Temple | | | Did Not Play | | |
| 10/19/19 | Tulane | | | Did Not Play | | |
| 10/26/19 | at Tulsa | | | Did Not Play | | |
| 11/2/19 | SMU | | | Did Not Play | | |
| 11/16/19 | at Houston | | | Did Not Play | | |
| 11/23/19 | at USF | | | Did Not Play | | |
| 11/29/19 | Cincinnati | 0 | 0 | 0.0 | 0 | 0 |
| 12/7/19 | Cincinnati | | | Did Not Play | | |



#36 QUINDELL JOHNSON | DEFENSIVE BACK

R-FRESHMAN | RS | 6-1 | 194
NEW ORLEANS, LA.
EDNA KARR HS
MAJOR: MANAGEMENT

- Glenn Jones Defensive Scout Team Player of the Year (2018)

CAREER

Returns for his second year after a redshirt season in 2018 ... Has seen action in 13 games ... Made first career start at Tulsa ... Has made 54 total tackles (45 solo), two INT, 3.5 TFL and four pass breakups ... Has three years of eligibility remaining.

CAREER HIGHS

| | | |
|---------------------|-------|-----------------------------------|
| Tackles | 12 | at Tulsa, Oct. 26, 2019 |
| Tackles for Loss | 1, 3x | last vs Cincinnati, Nov. 29, 2019 |
| Quarterback Hurries | 1 | at South Alabama, Sept. 14, 2019 |
| Pass Breakups | 1, 5x | last at Tulsa, Oct. 26, 2019 |
| Interceptions | 1, 2x | last vs Tulane, Oct. 19, 2019 |

TACKLES


| YEAR | GP/GS | UA | A | TOTAL | TFL | TFLY | PD | FF | FR | BLK |
|--------------|-------------|-----------|----------|-----------|------------|----------|----------|----------|----------|----------|
| 2018 | 1/0 | 0 | 0 | 0 | 0.0 | 0 | 0 | 0 | 0 | 0 |
| 2019 | 13/4 | 45 | 9 | 54 | 3.5 | 3 | 6 | 0 | 0 | 1 |
| Total | 14/4 | 45 | 9 | 54 | 3.5 | 3 | 6 | 0 | 0 | 1 |

INTERCEPTIONS

| YEAR | GP/GS | NO | Yards | TD | Long | Avg/R | Avg/G |
|--------------|-------------|----------|----------|----------|----------|------------|------------|
| 2018 | 1/0 | 0 | 0 | 0 | 0 | 0.0 | 0.0 |
| 2019 | 13/4 | 2 | 0 | 0 | 0 | 0.0 | 0.0 |
| Total | 14/4 | 2 | 0 | 0 | 0 | 0.0 | 0.0 |

DEFENSE GAME-BY-GAME

| DATE | OPPONENT | UT | AT | TT | TFL | SK | FF | FR | PD | INT | QBH |
|-----------|---------------|----|----|----|-------|-----|----|-----|----|-----|-----|
| 8/31/19 | Ole Miss | 4 | 0 | 4 | 1-1 | 0-0 | 0 | 0-0 | 0 | 1-0 | 0 |
| 9/7/19 | Southern | 1 | 0 | 1 | 0-0 | 0-0 | 0 | 0-0 | 0 | 0-0 | 0 |
| 9/14/19 | at S. Alabama | 2 | 1 | 3 | 0-0 | 0-0 | 0 | 0-0 | 1 | 0-0 | 1 |
| 9/26/19 | Navy | 2 | 1 | 3 | 0-0 | 0-0 | 0 | 0-0 | 0 | 0-0 | 0 |
| 10/5/19 | at ULM | 4 | 1 | 5 | 0-0 | 0-0 | 0 | 0-0 | 0 | 0-0 | 0 |
| 10/12/19 | at Temple | 4 | 1 | 5 | 0-0 | 0-0 | 0 | 0-0 | 1 | 0-0 | 0 |
| 10/19/19 | Tulane | 2 | 0 | 2 | 0-0 | 0-0 | 0 | 0-0 | 0 | 1-0 | 0 |
| 10/26/19* | at Tulsa | 8 | 4 | 12 | 0.5-0 | 0-0 | 0 | 0-0 | 1 | 0-0 | 0 |
| 11/2/19* | SMU | 4 | 0 | 4 | 1-1 | 0-0 | 0 | 0-0 | 1 | 0-0 | 0 |
| 11/16/19* | at Houston | 1 | 1 | 2 | 0-0 | 0-0 | 0 | 0-0 | 0 | 0-0 | 0 |
| 11/23/19* | at USF | 6 | 0 | 6 | 0-0 | 0-0 | 0 | 0-0 | 0 | 0-0 | 0 |
| 11/29/19 | Cincinnati | 5 | 0 | 5 | 1-1 | 0-0 | 0 | 0-0 | 0 | 0-0 | 0 |
| 12/7/19 | Cincinnati | 2 | 0 | 2 | 0-0 | 0-0 | 0 | 0-0 | 0 | 0-0 | 0 |



#13 KEDARIAN JONES | WIDE RECEIVER

R-SENIOR | 3L | 6-1 | 191
DALLAS, TEXAS
KIMBALL HS
MAJOR: INTERDISCIPLINARY STUDIES

CAREER

Graduated in Dec. 2019 ... Has played in 48 games, making 12 starts ... Has 59 receptions for 899 yards and seven TD ... Has a career-long reception of 65 yards ... Has 14 multi-catch games ... Also has two total tackles (1 solo) and one forced fumble as a member of the special teams unit.

HONORS (ACADEMIC/ATHLETIC)

Tiger 3.0 Club for the 2018 spring semester.

CAREER HIGHS

| | | |
|----------------------|-------|----------------------------|
| Receptions | 6, 2x | last at USF, Nov. 23, 2019 |
| Receiving Yards | 99 | at USF, Nov. 23, 2019 |
| Long Reception | 65 | vs Southern, Sept. 7, 2019 |
| Receiving Touchdowns | 1, 6x | last at USF, Nov. 23, 2019 |

RECEIVING

| YEARS | GP/GS | REC | YARDS | TD | LONG | REC/G | AVG/C | AVG/G |
|--------------|--------------|-----------|------------|----------|-----------|------------|-------------|-------------|
| 2016 | 8/2 | 7 | 121 | 1 | 43 | 0.9 | 17.3 | 15.1 |
| 2017 | 13/0 | 8 | 152 | 1 | 37 | 0.6 | 19.0 | 11.7 |
| 2018 | 14/1 | 9 | 90 | 1 | 15 | 0.6 | 10.0 | 6.4 |
| 2019 | 13/9 | 35 | 536 | 4 | 65 | 2.7 | 15.3 | 41.2 |
| TOTAL | 48/12 | 59 | 899 | 7 | 65 | 1.2 | 15.2 | 18.7 |

RECEIVING GAME-BY-GAME

| DATE | OPPONENT | NO | YDS | AVG | TD | LG |
|-----------|----------------|----|-----|--------------|----|----|
| 9/24/16 | Bowling Green | 1 | 19 | 19.0 | 0 | 19 |
| 10/14/16 | at Tulane | 0 | 0 | 0.0 | 0 | 0 |
| 10/22/16 | at Navy | 0 | 0 | 0.0 | 0 | 0 |
| 10/29/16 | Tulsa | 2 | 20 | 10.0 | 1 | 12 |
| 11/5/16* | at SMU | 2 | 55 | 27.5 | 0 | 43 |
| 11/12/16* | USF | 0 | 0 | 0.0 | 0 | 0 |
| 11/18/16 | at Cincinnati | | | Did Not Play | | |
| 11/25/16 | Houston | 2 | 27 | 13.5 | 0 | 22 |
| 12/20/16 | vs W. Kentucky | 0 | 0 | 0.0 | 0 | 0 |
| 8/31/17 | ULM | 1 | 16 | 16.0 | 0 | 16 |
| 9/16/17 | UCLA | 0 | 0 | 0.0 | 0 | 0 |
| 9/23/17 | SIU | 1 | 21 | 21.0 | 0 | 21 |
| 9/30/17 | at UCF | 1 | 6 | 6.0 | 0 | 6 |
| 10/6/17 | at UConn | 0 | 0 | 0.0 | 0 | 0 |
| 10/14/17 | Navy | 0 | 0 | 0.0 | 0 | 0 |
| 10/19/17 | at Houston | 1 | 28 | 28.0 | 0 | 28 |
| 10/27/17 | Tulane | 1 | 37 | 37.0 | 1 | 37 |
| 11/3/17 | at Tulsa | 1 | 10 | 10.0 | 0 | 10 |
| 11/19/17 | SMU | 1 | 12 | 12.0 | 0 | 12 |
| 11/25/17 | ECU | 0 | 0 | 0.0 | 0 | 0 |
| 12/2/17 | at UCF | 0 | 0 | 0.0 | 0 | 0 |
| 12/30/17 | vs Iowa State | 1 | 22 | 0.0 | 0 | 22 |
| 9/1/18 | Mercer | 1 | 3 | 3.0 | 1 | 3 |
| 9/8/18 | at Navy | 0 | 0 | 0.0 | 0 | 0 |
| 9/14/18* | Georgia State | 0 | 0 | 0.0 | 0 | 0 |
| 9/22/18 | South Alabama | 1 | 1 | 1.0 | 0 | 1 |
| 9/28/18 | at Tulane | 0 | 0 | 0.0 | 0 | 0 |
| 10/6/18 | UConn | 0 | 0 | 0.0 | 0 | 0 |
| 10/13/18 | UCF | 1 | 11 | 11.0 | 0 | 11 |
| 10/20/18 | at Missouri | 1 | 15 | 15.0 | 0 | 15 |
| 11/3/18 | at ECU | 0 | 0 | 0.0 | 0 | 0 |
| 11/10/18 | Tulsa | 1 | 12 | 12.0 | 0 | 12 |
| 11/16/18 | at SMU | 4 | 48 | 14.0 | 0 | 14 |
| 11/23/18 | Houston | 0 | 0 | 0.0 | 0 | 0 |
| 12/1/18 | at UCF | 0 | 0 | 0.0 | 0 | 0 |
| 12/22/18 | vs Wake Forest | 0 | 0 | 0.0 | 0 | 0 |
| 8/31/19 | Ole Miss | 2 | 14 | 7.0 | 0 | 14 |
| 9/7/19* | Southern | 2 | 75 | 37.5 | 0 | 65 |
| 9/14/19 | at S. Alabama | 2 | 17 | 8.5 | 1 | 15 |
| 9/26/19 | Navy | 4 | 36 | 9.0 | 1 | 13 |
| 10/5/19* | at ULM | 2 | 18 | 9.0 | 0 | 15 |
| 10/12/19* | at Temple | 4 | 75 | 18.8 | 0 | 43 |
| 10/19/19* | Tulane | 1 | 15 | 15.0 | 0 | 15 |
| 10/26/19* | at Tulsa | 2 | 47 | 23.5 | 0 | 43 |
| 11/2/19* | SMU | 1 | 9 | 9.0 | 0 | 9 |
| 11/16/19* | at Houston | 6 | 60 | 10.0 | 0 | 20 |
| 11/23/19* | at USF | 6 | 99 | 16.5 | 1 | 50 |
| 11/29/19* | Cincinnati | 2 | 53 | 26.5 | 1 | 44 |
| 12/7/19 | Cincinnati | 1 | 18 | 18.0 | 0 | 18 |



#52 PEYTON JONES | OFFENSIVE LINE

R-SENIOR | 3L | 6-6 | 302
 MEMPHIS, TENN.
 MEMPHIS UNIVERSITY SCHOOL
 MAJOR: PROFESSIONAL STUDIES

CAREER

Graduated in Dec. 2019 ... Has played in 26 games ... Has seen most of his playing time on special teams ... Has one solo stop.

HONORS (ACADEMIC/ATHLETIC)

Tiger 3.0 Club for the 2016 spring semester and 2019 spring semester.

CAREER HIGHS


Offensive Plays..... 11, vs Southern, Sept. 7, 2019

OFFENSIVE LINE

| YEAR | GAMES/STARTS | PLAYS/TOTAL TEAM PLAYS |
|--------------|--------------|------------------------|
| 2016 | 2/0 | Special Teams |
| 2017 | 9/0 | 0/941 |
| 2018 | 13/0 | Special Teams - 0/1028 |
| 2019 | 2/0 | 11/906 |
| Total | 26/0 | 11/2875 |

OFFENSIVE LINE GAME-BY-GAME

| DATE | OPPONENT | POSITION - PLAYS |
|----------|----------------|---------------------------------------|
| 10/6/17 | at UConn | Special Teams |
| 10/14/17 | Navy | Special Teams |
| 10/19/17 | at Houston | Special Teams |
| 10/27/17 | Tulane | Special Teams |
| 11/3/17 | at Tulsa | Special Teams |
| 11/18/17 | SMU | Special Teams |
| 11/25/17 | ECU | Special Teams |
| 12/30/17 | vs ISU | Special Teams |
| 9/1/18 | Mercer | Special Teams |
| 9/8/18 | at Navy | Special Teams |
| 9/15/18 | Georgia State | Special Teams |
| 9/22/18 | South Alabama | Special Teams |
| 9/28/18 | at Tulane | Special Teams |
| 10/6/18 | UConn | Special Teams |
| 10/13/18 | UCF | Special Teams |
| 10/20/18 | at Missouri | Special Teams |
| 11/3/18 | at ECU | Special Teams |
| 11/10/18 | Tulsa | Special Teams |
| 11/16/18 | at SMU | Special Teams |
| 11/23/18 | Houston | Special Teams |
| 12/1/18 | at UCF | Special Teams |
| 12/22/18 | vs Wake Forest | Special Teams |
| 8/31/19 | Ole Miss | Special Teams |
| 9/7/19 | Southern | Right Guard - 11/70 and Special Teams |
| 9/14/19 | at S. Alabama | Did Not Play |
| 9/26/19 | Navy | Did Not Play |
| 10/5/19 | at ULM | Did Not Play |
| 10/12/19 | at Temple | Did Not Play |
| 10/19/19 | Tulane | Did Not Play |
| 10/26/19 | at Tulsa | Did Not Play |
| 11/2/19 | SMU | Did Not Play |
| 11/16/19 | at Houston | Did Not Play |
| 11/23/19 | at USF | Did Not Play |
| 11/29/19 | Cincinnati | Did Not Play |
| 12/7/19 | Cincinnati | Did Not Play |



#73 TITUS JONES | OFFENSIVE LINE

R-FRESHMAN | SQ | 6-4 | 295
 NEW ORLEANS, LA.
 EDNA KARR HS
 MAJOR: BUSINESS ECONOMICS

CAREER

Returns for his second season after a redshirt season in 2018 ... Has three years of eligibility remaining.

CAREER HIGHS

Offensive Plays..... 20, at USF, Nov. 23, 2019

OFFENSIVE LINE

| YEAR | GAMES/STARTS | PLAYS/TOTAL TEAM PLAYS |
|--------------|--------------|------------------------|
| 2019 | 12/0 | 52/906 |
| Total | 12/0 | 52/906 |

OFFENSIVE LINE GAME-BY-GAME

| DATE | OPPONENT | POSITION - PLAYS |
|----------|---------------|--------------------------------------|
| 8/31/19 | Ole Miss | Did Not Play |
| 9/7/19 | Southern | Right Tackle - 11/70 & Special Teams |
| 9/14/19 | at S. Alabama | Left Guard - 14/67 |
| 9/26/19 | Navy | Special Teams |
| 10/5/19 | at ULM | Special Teams |
| 10/12/19 | at Temple | Special Teams |
| 10/19/19 | Tulane | Left Tackle - 7/66 |
| 10/26/19 | at Tulsa | Special Teams |
| 11/2/19 | SMU | Special Teams |
| 11/16/19 | at Houston | Special Teams |
| 11/23/19 | at USF | Left Guard - 20/89 |

| | | |
|----------|------------|---------------|
| 11/29/19 | Cincinnati | Special Teams |
| 12/7/19 | Cincinnati | Special Teams |



#36 LADARIUS JORDAN | DEFENSIVE BACK

R-SENIOR | 1L | 5-10 | 174

CORDOVA, TENN.

ST. BENEDICT AT AUBURNDALE

MAJOR: INTERDISCIPLINARY STUDIES

CAREER

Graduated in Dec. 2019 ... Has seen action in four games ... Has one solo stop.

CAREER HIGHS

Tackles 1, vs ECU, Nov. 25, 2017
 Pass Breakups 1, vs ECU, Nov. 25, 2017

TACKLES

| YEAR | GP/GS | UA | A | TOTAL | TFL | TFLY | PD | FF | FR | BLK |
|--------------|------------|----------|----------|----------|------------|----------|----------|----------|----------|----------|
| 2017 | 1/0 | 1 | 0 | 1 | 0.0 | 0 | 1 | 0 | 0 | 0 |
| 2019 | 3/0 | 0 | 0 | 0 | 0.0 | 0 | 0 | 0 | 0 | 0 |
| Total | 4/0 | 1 | 0 | 1 | 0.0 | 0 | 1 | 0 | 0 | 0 |

DEFENSE GAME-BY-GAME

| DATE | OPPONENT | UT | AT | TT | TFL | SK | FF | FR | PD | INT | QBH |
|----------|---------------|----|----|----|--------------|-----|----|-----|----|-----|-----|
| 11/25/17 | ECU | 1 | 0 | 1 | 0-0 | 0-0 | 0 | 0-0 | 1 | 0-0 | 0 |
| 8/31/19 | Ole Miss | 0 | 0 | 0 | 0-0 | 0-0 | 0 | 0-0 | 0 | 0-0 | 0 |
| 9/7/19 | Southern | | | | Did Not Play | | | | | | |
| 9/14/19 | at S. Alabama | 0 | 0 | 0 | 0-0 | 0-0 | 0 | 0-0 | 0 | 0-0 | 0 |
| 9/26/19 | Navy | 0 | 0 | 0 | 0-0 | 0-0 | 0 | 0-0 | 0 | 0-0 | 0 |
| 10/5/19 | at ULM | | | | Did Not Play | | | | | | |
| 10/12/19 | at Temple | | | | Did Not Play | | | | | | |
| 10/19/19 | Tulane | | | | Did Not Play | | | | | | |
| 10/26/19 | at Tulsa | | | | Did Not Play | | | | | | |
| 11/2/19 | SMU | | | | Did Not Play | | | | | | |
| 11/16/19 | at Houston | | | | Did Not Play | | | | | | |
| 11/23/19 | at USF | | | | Did Not Play | | | | | | |
| 11/29/19 | Cincinnati | | | | Did Not Play | | | | | | |
| 12/7/19 | Cincinnati | | | | Did Not Play | | | | | | |



#10 MORRIS JOSEPH | DEFENSIVE LINE

JUNIOR | TR | 6-2 | 275

ORANGE, TEXAS

WEST ORANGE-STARK HS/IOWA WESTERN CC

MAJOR: SPORTS LAW

CAREER

Has seen action in nine games ... Made Memphis debut against Ole Miss.

CAREER HIGHS

Tackles 6, vs Navy, Sept. 26, 2019
 Tackles for Loss 1, 3x, last at Houston, Nov. 16, 2019
 Sacks 1, 2x, last at Houston, Nov. 16, 2019

TACKLES

| YEAR | GP/GS | UA | A | TOTAL | TFL | TFLY | PD | FF | FR | BLK |
|--------------|-------------|-----------|-----------|-----------|------------|-----------|----------|----------|----------|----------|
| 2019 | 13/0 | 10 | 12 | 22 | 3.0 | 13 | 0 | 0 | 0 | 0 |
| Total | 13/0 | 10 | 12 | 22 | 3.0 | 13 | 0 | 0 | 0 | 0 |

SACKS

| YEAR | GP/GS | UA | A | Total | Yards |
|--------------|-------------|----------|----------|------------|----------|
| 2019 | 13/0 | 2 | 0 | 2.0 | 8 |
| Total | 13/0 | 2 | 0 | 2.0 | 8 |

DEFENSE GAME-BY-GAME

| DATE | OPPONENT | UT | AT | TT | TFL | SK | FF | FR | PD | INT | QBH |
|---------|---------------|----|----|----|-----|-----|----|-----|----|-----|-----|
| 8/31/19 | Ole Miss | 0 | 0 | 0 | 0-0 | 0-0 | 0 | 0-0 | 0 | 0-0 | 0 |
| 9/7/19 | Southern | 2 | 0 | 2 | 1-5 | 0-0 | 0 | 0-0 | 0 | 0-0 | 0 |
| 9/14/19 | at S. Alabama | 0 | 1 | 1 | 0-0 | 0-0 | 0 | 0-0 | 0 | 0-0 | 0 |
| 9/26/19 | Navy | 3 | 3 | 6 | 1-7 | 1-7 | 0 | 0-0 | 0 | 0-0 | 0 |

| | | | | | | | | | | | |
|----------|------------|---|---|---|-----|-----|---|-----|---|-----|---|
| 10/5/19 | at ULM | 0 | 2 | 2 | 0-0 | 0-0 | 0 | 0-0 | 0 | 0-0 | 0 |
| 10/12/19 | at Temple | 2 | 0 | 2 | 0-0 | 0-0 | 0 | 0-0 | 0 | 0-0 | 0 |
| 10/19/19 | Tulane | 0 | 1 | 1 | 0-0 | 0-0 | 0 | 0-0 | 0 | 0-0 | 0 |
| 10/26/19 | at Tulsa | 0 | 2 | 2 | 0-0 | 0-0 | 0 | 0-0 | 0 | 0-0 | 0 |
| 11/2/19 | SMU | 0 | 0 | 0 | 0-0 | 0-0 | 0 | 0-0 | 0 | 0-0 | 0 |
| 11/16/19 | at Houston | 2 | 0 | 2 | 1-1 | 1-1 | 0 | 0-0 | 0 | 0-0 | 0 |
| 11/23/19 | at USF | 1 | 0 | 1 | 0-0 | 0-0 | 0 | 0-0 | 0 | 0-0 | 0 |
| 11/29/19 | Cincinnati | 0 | 1 | 1 | 0-0 | 0-0 | 0 | 0-0 | 0 | 0-0 | 0 |
| 12/7/19 | Cincinnati | 0 | 2 | 2 | 0-0 | 0-0 | 0 | 0-0 | 0 | 0-0 | 0 |



#22 TYREZ LINDSEY | DEFENSIVE BACK

R-JUNIOR | 2L | 6-2 | 218

DOOTHAN, ALA.

DOOTHAN HS

MAJOR: PROFESSIONAL STUDIES

CAREER

Has seen action in 38 games, making 18 starts ... Has 116 total stops (67 solo) ... Has 21 multi-tackle games, including three double-digit tackle performances ... Has two TFL, two PBU and one fumble recovery ... Redshirted the 2016 season and has one year of eligibility remaining.

HONORS (ACADEMIC/ATHLETIC)

2016-17 AAC All-Academic Team.

CAREER HIGHS

Tackles 13, at Tulane, Sept. 28, 2018
 Tackles for Loss 1, 2x, last vs South Alabama, Sept. 22, 2018
 Pass Breakups 1, 2x, last vs Houston, Nov. 23, 2018
 Fumble Recoveries 1, at Navy, Sept. 8, 2018

TACKLES

| YEAR | GP/GS | UA | A | TOTAL | TFL | TFLY | PD | FF | FR | BLK |
|--------------|--------------|-----------|-----------|------------|------------|----------|----------|----------|----------|----------|
| 2017 | 11/4 | 24 | 15 | 39 | 0.0 | 0 | 0 | 0 | 0 | 0 |
| 2018 | 14/14 | 40 | 31 | 71 | 2.0 | 4 | 2 | 0 | 1 | 0 |
| 2019 | 13/0 | 3 | 3 | 6 | 0.0 | 0 | 0 | 0 | 0 | 0 |
| Total | 38/18 | 67 | 49 | 116 | 2.0 | 4 | 2 | 0 | 1 | 0 |

DEFENSE GAME-BY-GAME

| DATE | OPPONENT | UT | AT | TT | TFL | SK | FF | FR | PD | INT | QBH |
|-----------|----------------|----|----|----|--------------|-----|----|-----|----|-----|-----|
| 8/31/17 | ULM | 0 | 0 | 0 | 0-0 | 0-0 | 0 | 0-0 | 0 | 0-0 | 0 |
| 9/16/17 | UCLA | 0 | 1 | 1 | 0-0 | 0-0 | 0 | 0-0 | 0 | 0-0 | 0 |
| 9/23/17 | SIU | 1 | 0 | 1 | 0-0 | 0-0 | 0 | 0-0 | 0 | 0-0 | 0 |
| 9/30/17* | at UCF | 2 | 4 | 6 | 0-0 | 0-0 | 0 | 0-0 | 0 | 0-0 | 0 |
| 10/6/17* | at UConn | 4 | 1 | 5 | 0-0 | 0-0 | 0 | 0-0 | 0 | 0-0 | 0 |
| 10/14/17* | Navy | 2 | 2 | 4 | 0-0 | 0-0 | 0 | 0-0 | 0 | 0-0 | 0 |
| 10/19/17* | at Houston | 1 | 2 | 3 | 0-0 | 0-0 | 0 | 0-0 | 0 | 0-0 | 0 |
| 10/28/17 | Tulane | 0 | 0 | 0 | 0-0 | 0-0 | 0 | 0-0 | 0 | 0-0 | 0 |
| 11/3/17 | at Tulsa | 1 | 1 | 2 | 0-0 | 0-0 | 0 | 0-0 | 0 | 0-0 | 0 |
| 11/18/17 | SMU | | | | Did Not Play | | | | | | |
| 11/25/17 | ECU | 4 | 2 | 6 | 0-0 | 0-0 | 0 | 0-0 | 0 | 0-0 | 0 |
| 12/2/17 | at UCF | 9 | 2 | 11 | 0-0 | 0-0 | 0 | 0-0 | 0 | 0-0 | 0 |
| 12/30/17 | vs Iowa State | | | | Did Not Play | | | | | | |
| 9/1/18 | Mercer | 0 | 1 | 1 | 0-0 | 0-0 | 0 | 0-0 | 0 | 0-0 | 0 |
| 9/8/18* | at Navy | 6 | 3 | 9 | 1-0 | 0-0 | 0 | 1-0 | 0 | 0-0 | 0 |
| 9/14/18* | Georgia State | 3 | 3 | 6 | 0-0 | 0-0 | 0 | 0-0 | 0 | 0-0 | 0 |
| 9/22/18* | S. Alabama | 2 | 0 | 2 | 1-4 | 0-0 | 0 | 0-0 | 0 | 0-0 | 0 |
| 9/28/18* | at Tulane | 6 | 7 | 13 | 0-0 | 0-0 | 0 | 0-0 | 0 | 0-0 | 0 |
| 10/6/18* | UConn | 1 | 3 | 4 | 0-0 | 0-0 | 0 | 0-0 | 1 | 0-0 | 0 |
| 10/13/18* | UCF | 2 | 2 | 4 | 0-0 | 0-0 | 0 | 0-0 | 0 | 0-0 | 0 |
| 10/20/18* | at Missouri | 5 | 1 | 6 | 0-0 | 0-0 | 0 | 0-0 | 0 | 0-0 | 0 |
| 11/3/18* | at ECU | 5 | 6 | 11 | 0-0 | 0-0 | 0 | 0-0 | 0 | 0-0 | 0 |
| 11/10/18* | Tulsa | 1 | 1 | 2 | 0-0 | 0-0 | 0 | 0-0 | 0 | 0-0 | 0 |
| 11/16/18* | at SMU | 2 | 0 | 2 | 0-0 | 0-0 | 0 | 0-0 | 0 | 0-0 | 0 |
| 11/23/18* | Houston | 1 | 0 | 1 | 0-0 | 0-0 | 0 | 0-0 | 1 | 0-0 | 0 |
| 12/1/18* | at UCF | 1 | 3 | 4 | 0-0 | 0-0 | 0 | 0-0 | 0 | 0-0 | 0 |
| 12/22/18* | vs Wake Forest | 5 | 1 | 6 | 0-0 | 0-0 | 0 | 0-0 | 0 | 0-0 | 0 |
| 8/31/19 | Ole Miss | 1 | 0 | 1 | 0-0 | 0-0 | 0 | 0-0 | 0 | 0-0 | 0 |
| 9/7/19 | Southern | 0 | 0 | 0 | 0-0 | 0-0 | 0 | 0-0 | 0 | 0-0 | 0 |
| 9/14/19 | at S. Alabama | 0 | 0 | 0 | 0-0 | 0-0 | 0 | 0-0 | 0 | 0-0 | 0 |
| 9/26/19 | Navy | 2 | 0 | 2 | 0-0 | 0-0 | 0 | 0-0 | 0 | 0-0 | 0 |
| 10/5/19 | at ULM | 0 | 0 | 0 | 0-0 | 0-0 | 0 | 0-0 | 0 | 0-0 | 0 |
| 10/12/19 | at Temple | 0 | 2 | 2 | 0-0 | 0-0 | 0 | 0-0 | 0 | 0-0 | 0 |
| 10/19/19 | Tulane | 0 | 0 | 0 | 0-0 | 0-0 | 0 | 0-0 | 0 | 0-0 | 0 |
| 10/26/19 | at Tulsa | 0 | 0 | 0 | 0-0 | 0-0 | 0 | 0-0 | 0 | 0-0 | 0 |
| 11/2/19 | SMU | 0 | 1 | 1 | 0-0 | 0-0 | 0 | 0-0 | 0 | 0-0 | 0 |

| | | | | | | | | | | | |
|----------|------------|---|---|---|-----|-----|---|-----|---|-----|---|
| 11/16/19 | at Houston | 0 | 0 | 0 | 0-0 | 0-0 | 0 | 0-0 | 0 | 0-0 | 0 |
| 11/23/19 | at USF | 0 | 0 | 0 | 0-0 | 0-0 | 0 | 0-0 | 0 | 0-0 | 0 |
| 11/29/19 | Cincinnati | 0 | 0 | 0 | 0-0 | 0-0 | 0 | 0-0 | 0 | 0-0 | 0 |
| 12/7/19 | Cincinnati | 0 | 0 | 0 | 0-0 | 0-0 | 0 | 0-0 | 0 | 0-0 | 0 |



#56 CORTEZE LOVE | DEFENSIVE END

R-FRESHMAN | 1L | 6-3 | 236

MEMPHIS, TENN.

LAUSANNE COLLEGIATE SCHOOL

MAJOR: CRIMINOLOGY AND CRIMINAL JUSTICE

CAREER

Returns for his second season after a redshirt season in 2018 ... Has played in six games ... Has three total tackles (1 solo) and 0.5 TFL ... Has three years of eligibility remaining.

CAREER HIGHS

Tackles 2, vs Mercer, Sept. 1, 2018
Tackles for Loss 0.5, vs Mercer, Sept. 1, 2018

TACKLES

| YEAR | GP/GS | UA | A | TOTAL | TFL | TFLY | PD | FF | FR | BLK |
|--------------|------------|----------|----------|----------|------------|----------|----------|----------|----------|----------|
| 2018 | 3/0 | 1 | 2 | 3 | 0.5 | 1 | 0 | 0 | 0 | 0 |
| 2019 | 3/0 | 0 | 0 | 0 | 0.0 | 0 | 0 | 0 | 0 | 0 |
| Total | 6/0 | 1 | 2 | 3 | 0.5 | 1 | 0 | 0 | 0 | 0 |

DEFENSE GAME-BY-GAME

| DATE | OPPONENT | UT | AT | TT | TFL | SK | FF | FR | PD | INT | QBH |
|----------|----------------|----|----|----|-------|-----|----|-----|----|-----|-----|
| 9/1/18 | Mercer | 0 | 2 | 2 | 0.5-1 | 0-0 | 0 | 0-0 | 0 | 0-0 | 0 |
| 9/8/18 | at Navy | | | | | | | | | | |
| 9/14/18 | Georgia State | 0 | 0 | 0 | 0-0 | 0-0 | 0 | 0-0 | 0 | 0-0 | 0 |
| 9/22/18 | S Alabama | | | | | | | | | | |
| 9/28/18 | at Tulane | | | | | | | | | | |
| 10/6/18 | UConn | 1 | 0 | 1 | 0-0 | 0-0 | 0 | 0-0 | 0 | 0-0 | 0 |
| 10/13/18 | UCF | | | | | | | | | | |
| 10/20/18 | at Missouri | | | | | | | | | | |
| 11/3/18 | at ECU | | | | | | | | | | |
| 11/10/18 | Tulsa | | | | | | | | | | |
| 11/16/18 | at SMU | | | | | | | | | | |
| 11/23/18 | Houston | | | | | | | | | | |
| 12/1/18 | at UCF | | | | | | | | | | |
| 12/22/18 | vs Wake Forest | | | | | | | | | | |
| 8/31/19 | Ole Miss | | | | | | | | | | |
| 9/7/19 | Southern | 0 | 0 | 0 | 0-0 | 0-0 | 0 | 0-0 | 0 | 0-0 | 0 |
| 9/14/19 | at S. Alabama | 0 | 0 | 0 | 0-0 | 0-0 | 0 | 0-0 | 0 | 0-0 | 0 |
| 9/26/19 | Navy | 0 | 0 | 0 | 0-0 | 0-0 | 0 | 0-0 | 0 | 0-0 | 0 |
| 10/5/19 | at ULM | | | | | | | | | | |
| 10/12/19 | at Temple | | | | | | | | | | |
| 10/19/19 | Tulane | | | | | | | | | | |
| 10/26/19 | at Tulsa | | | | | | | | | | |
| 11/2/19 | SMU | | | | | | | | | | |
| 11/16/19 | at Houston | | | | | | | | | | |
| 11/23/19 | at USF | | | | | | | | | | |
| 11/29/19 | Cincinnati | | | | | | | | | | |
| 12/7/19 | Cincinnati | | | | | | | | | | |



#86 JOEY MAGNIFICO | TIGHT END

R-SENIOR | 3L | 6-4 | 240

CORDOVA, TENN.

ST. BENEDICT AT AUBURNDALE

MAJOR: SPORT AND LEISURE MANAGEMENT

- AAC All-Conference Second Team (2017, 2019)
- Mackey Award Watch List (2019)
- Reese's Senior Bowl Watch List (2019)

CAREER

Graduated in Dec. 2019 ... Has played in 53 games, making 35 starts ... Has 71 receptions for 1,063 yards and 12 TD ... Has 14 games with two or more receptions

... Has a career-long reception of 58 yards ... Has one solo tackle ... Became just the second tight end in program history to have 1,000-plus yards receiving.

HONORS (ACADEMIC/ATHLETIC)

Dean's List for 2018 fall semester ... Tiger 3.0 Club for the 2017 fall, 2018 fall and 2019 spring semesters ... 2017 and 2019 All-AAC Second Team ... 2018-19 AAC All-Academic Team.

CAREER HIGHS

Receptions 6, 2x, last at Temple, Oct. 12, 2019
Receiving Yards 87, at Temple, Oct. 12, 2019
Long Reception 58, at South Alabama, Sept. 14, 2019
All-Purpose Yards 87, at Temple, Oct. 12, 2019
Touchdowns 2 at SMU, Nov. 16, 2018
Kick Returns 1, 4x, last at UCF, Sept. 30, 2017

RECEIVING

| YEARS | GP/GS | REC | YARDS | TD | LONG | REC/G | AVG/C | AVG/G |
|--------------|--------------|-----------|-------------|-----------|-----------|------------|-------------|-------------|
| 2016 | 13/3 | 9 | 85 | 2 | 15 | 0.7 | 9.4 | 6.5 |
| 2017 | 13/8 | 21 | 280 | 3 | 25 | 1.6 | 13.3 | 21.5 |
| 2018 | 14/12 | 21 | 363 | 5 | 44 | 1.5 | 17.3 | 25.9 |
| 2019 | 13/12 | 20 | 335 | 2 | 58 | 1.5 | 16.8 | 25.8 |
| TOTAL | 53/35 | 71 | 1063 | 12 | 58 | 1.3 | 15.0 | 20.1 |

RECEIVING GAME-BY-GAME

| DATE | OPPONENT | NO | YDS | AVG | TD | LG |
|-----------|----------------|----|-----|------|----|----|
| 9/3/16 | SEMO | 1 | 11 | 11.0 | 0 | 11 |
| 9/17/16* | Kansas | 1 | 15 | 15.0 | 0 | 15 |
| 9/24/16 | Bowling Green | 0 | 0 | 0.0 | 0 | 0 |
| 10/1/16 | at Ole Miss | 1 | 14 | 14.0 | 0 | 14 |
| 10/6/16 | Temple | 0 | 0 | 0.0 | 0 | 0 |
| 10/14/16 | at Tulane | 0 | 0 | 0.0 | 0 | 0 |
| 10/22/16 | at Navy | 1 | 9 | 9.0 | 0 | 9 |
| 10/29/16 | Tulsa | 0 | 0 | 0.0 | 0 | 0 |
| 11/5/16 | at SMU | 2 | 8 | 4.0 | 1 | 4 |
| 11/12/16 | USF | 0 | 0 | 0.0 | 0 | 0 |
| 11/18/16 | at Cincinnati | 1 | 2 | 2.0 | 1 | 2 |
| 11/25/16* | Houston | 2 | 26 | 13.0 | 0 | 14 |
| 12/20/16* | vs W. Kentucky | 0 | 0 | 0.0 | 0 | 0 |
| 8/31/17* | ULM | 1 | 20 | 20.0 | 0 | 20 |
| 9/16/17* | UCLA | 6 | 83 | 13.8 | 1 | 25 |
| 9/23/17* | SIU | 3 | 28 | 9.3 | 1 | 13 |
| 9/30/17 | at UCF | 1 | 21 | 21.0 | 0 | 21 |
| 10/6/17* | at UConn | 3 | 30 | 10.0 | 1 | 22 |
| 10/14/17* | Navy | 1 | 21 | 21.0 | 0 | 21 |
| 10/19/17 | at Houston | 2 | 29 | 14.5 | 0 | 25 |
| 10/27/17 | Tulane | 0 | 0 | 0.0 | 0 | 0 |
| 11/3/17* | at Tulsa | 3 | 24 | 8.0 | 0 | 12 |
| 11/18/17 | SMU | 1 | 24 | 24.0 | 0 | 24 |
| 11/25/17 | ECU | 0 | 0 | 0.0 | 0 | 0 |
| 12/2/17* | at UCF | 0 | 0 | 0.0 | 0 | 0 |
| 12/30/17* | vs Iowa State | 0 | 0 | 0.0 | 0 | 0 |
| 9/1/18 | Mercer | 2 | 10 | 5.0 | 0 | 7 |
| 9/8/18* | at Navy | 0 | 0 | 0.0 | 0 | 0 |
| 9/14/18 | Georgia State | 1 | 8 | 8.0 | 0 | 8 |
| 9/22/18* | S Alabama | 2 | 52 | 26.0 | 0 | 35 |
| 9/28/18* | at Tulane | 1 | 12 | 12.0 | 0 | 12 |
| 10/6/18* | UConn | 1 | 44 | 44.0 | 1 | 44 |
| 10/13/18* | UCF | 1 | 12 | 12.0 | 0 | 12 |
| 10/20/18* | at Missouri | 0 | 0 | 0.0 | 0 | 0 |
| 11/3/18* | at ECU | 2 | 65 | 32.5 | 0 | 37 |
| 11/10/18* | Tulsa | 1 | 5 | 5.0 | 1 | 5 |
| 11/16/18* | at SMU | 5 | 43 | 8.6 | 2 | 16 |
| 11/23/18* | Houston | 1 | 9 | 9.0 | 1 | 9 |
| 12/1/18* | at UCF | 2 | 54 | 27.0 | 0 | 41 |
| 12/22/18* | vs Wake Forest | 2 | 49 | 24.5 | 0 | 44 |
| 8/31/19* | Ole Miss | 0 | 0 | 0.0 | 0 | 0 |
| 9/7/19* | Southern | 3 | 74 | 24.7 | 0 | 45 |
| 9/14/19 | at S. Alabama | 1 | 58 | 58.0 | 0 | 58 |
| 9/26/19* | Navy | 0 | 0 | 0.0 | 0 | 0 |
| 10/5/19* | at ULM | 2 | 48 | 24.0 | 0 | 31 |
| 10/12/19* | at Temple | 6 | 87 | 14.5 | 0 | 36 |
| 10/19/19* | Tulane | 3 | 31 | 10.3 | 1 | 22 |
| 10/26/19* | at Tulsa | 1 | 5 | 5.0 | 1 | 5 |
| 11/2/19* | SMU | 2 | 30 | 15.0 | 0 | 19 |
| 11/16/19* | at Houston | 1 | -1 | -1.0 | 0 | 0 |
| 11/23/19* | at USF | 0 | 0 | 0.0 | 0 | 0 |
| 11/29/19* | Cincinnati | 1 | 3 | 3.0 | 0 | 3 |
| 12/7/19* | Cincinnati | 0 | 0 | 0.0 | 0 | 0 |



#26 CADE MASHBURN | LINEBACKER

R-SOPHOMORE | 1L | 6-2 | 225

NORMAN, OKLA.

NORMAN NORTH HS

MAJOR: MARKETING MANAGEMENT

- Glenn Jones Defensive Scout Team Player of the Year (2019)

CAREER

Member of the team for three seasons ... Saw first season of on-field action in 2018 after redshirting in 2017 ... Has seen action in eight games ... Has three total tackles (2 solo) ... Has two years of eligibility remaining.

HONORS (ACADEMIC/ATHLETIC)

2017-18, 2018-19 AAC All-Academic Team ... Dean's List for the 2017 fall semester ... Tiger 3.0 Club for the 2017 fall and 2018 fall semesters.

CAREER HIGHS

Tackles 2, vs UConn, Oct. 6, 2018

TACKLES

| YEAR | GP/GS | UA | A | TOTAL | TFL | TFLY | PD | FF | FR | BLK |
|--------------|------------|----------|----------|----------|------------|----------|----------|----------|----------|----------|
| 2018 | 6/0 | 2 | 1 | 3 | 0.0 | 0 | 0 | 0 | 0 | 0 |
| 2019 | 2/0 | 0 | 0 | 0 | 0.0 | 0 | 0 | 0 | 0 | 0 |
| Total | 8/0 | 2 | 1 | 3 | 0.0 | 0 | 0 | 0 | 0 | 0 |

DEFENSE GAME-BY-GAME

| DATE | OPPONENT | UT | AT | TT | TFL | SK | FF | FR | PD | INT | QBH |
|----------|----------------|----|----|----|--------------|-----|----|-----|----|-----|-----|
| 9/1/18 | Mercer | 0 | 0 | 0 | 0-0 | 0-0 | 0 | 0-0 | 0 | 0-0 | 0 |
| 9/8/18 | at Navy | | | | Did Not Play | | | | | | |
| 9/14/18 | Georgia State | 0 | 0 | 0 | 0-0 | 0-0 | 0 | 0-0 | 0 | 0-0 | 0 |
| 9/22/18 | S Alabama | | | | Did Not Play | | | | | | |
| 9/28/18 | at Tulane | | | | Did Not Play | | | | | | |
| 10/6/18 | UConn | 1 | 1 | 2 | 0-0 | 0-0 | 0 | 0-0 | 0 | 0-0 | 0 |
| 10/13/18 | UCF | | | | Did Not Play | | | | | | |
| 10/20/18 | at Missouri | 0 | 0 | 0 | 0-0 | 0-0 | 0 | 0-0 | 0 | 0-0 | 0 |
| 11/3/18 | at ECU | | | | Did Not Play | | | | | | |
| 11/10/18 | Tulsa | 1 | 0 | 1 | 0-0 | 0-0 | 0 | 0-0 | 0 | 0-0 | 0 |
| 11/16/18 | at SMU | | | | Did Not Play | | | | | | |
| 11/23/18 | Houston | | | | Did Not Play | | | | | | |
| 12/1/18 | at UCF | 0 | 0 | 0 | 0-0 | 0-0 | 0 | 0-0 | 0 | 0-0 | 0 |
| 12/22/18 | vs Wake Forest | 0 | 0 | 0 | 0-0 | 0-0 | 0 | 0-0 | 0 | 0-0 | 0 |
| 8/31/19 | Ole Miss | | | | Did Not Play | | | | | | |
| 9/7/19 | Southern | 0 | 0 | 0 | 0-0 | 0-0 | 0 | 0-0 | 0 | 0-0 | 0 |
| 9/14/19 | at S. Alabama | | | | Did Not Play | | | | | | |
| 9/26/19 | Navy | 0 | 0 | 0 | 0-0 | 0-0 | 0 | 0-0 | 0 | 0-0 | 0 |
| 10/5/19 | at ULM | | | | Did Not Play | | | | | | |
| 10/12/19 | at Temple | | | | Did Not Play | | | | | | |
| 10/19/19 | Tulane | | | | Did Not Play | | | | | | |
| 10/26/19 | at Tulsa | | | | Did Not Play | | | | | | |
| 11/2/19 | SMU | | | | Did Not Play | | | | | | |
| 11/16/19 | at Houston | | | | Did Not Play | | | | | | |
| 11/23/19 | at USF | | | | Did Not Play | | | | | | |
| 11/29/19 | Cincinnati | | | | Did Not Play | | | | | | |
| 12/7/19 | Cincinnati | | | | Did Not Play | | | | | | |



#46 COLE MASHBURN | DEFENSIVE END

FRESHMAN | HS | 6-3 | 240

NORMAN, OKLA.

NORMAN NORTH HS

MAJOR: HEALTH PROFESSION

CAREER

Made collegiate debut against Ole Miss in 2019 ... Has played in four games ... Enrolled in the University in January of 2019 ... Participated in spring drills.

CAREER HIGHS


Tackles 1, 2x, last vs Southern, Sept. 7, 2019

TACKLES

| YEAR | GP/GS | UA | A | TOTAL | TFL | TFLY | PD | FF | FR | BLK |
|--------------|------------|----------|----------|----------|------------|----------|----------|----------|----------|----------|
| 2019 | 4/0 | 2 | 0 | 2 | 0.0 | 0 | 0 | 0 | 0 | 0 |
| Total | 4/0 | 2 | 0 | 2 | 0.0 | 0 | 0 | 0 | 0 | 0 |

DEFENSE GAME-BY-GAME

| DATE | OPPONENT | UT | AT | TT | TFL | SK | FF | FR | PD | INT | QBH |
|----------|---------------|----|----|----|--------------|-----|----|-----|----|-----|-----|
| 8/31/19 | Ole Miss | 1 | 0 | 1 | 0-0 | 0-0 | 0 | 0-0 | 0 | 0-0 | 0 |
| 9/7/19 | Southern | 1 | 0 | 1 | 0-0 | 0-0 | 0 | 0-0 | 0 | 0-0 | 1 |
| 9/14/19 | at S. Alabama | 0 | 0 | 0 | 0-0 | 0-0 | 0 | 0-0 | 0 | 0-0 | 0 |
| 9/26/19 | Navy | 0 | 0 | 0 | 0-0 | 0-0 | 0 | 0-0 | 0 | 0-0 | 0 |
| 10/5/19 | at ULM | | | | Did Not Play | | | | | | |
| 10/12/19 | at Temple | | | | Did Not Play | | | | | | |
| 10/19/19 | Tulane | | | | Did Not Play | | | | | | |
| 10/26/19 | at Tulsa | | | | Did Not Play | | | | | | |
| 11/2/19 | SMU | | | | Did Not Play | | | | | | |
| 11/16/19 | at Houston | | | | Did Not Play | | | | | | |
| 11/23/19 | at USF | | | | Did Not Play | | | | | | |
| 11/29/19 | Cincinnati | | | | Did Not Play | | | | | | |
| 12/7/19 | Cincinnati | | | | Did Not Play | | | | | | |



#49 TREYSEN NEAL | LONG SNAPPER

SOPHOMORE | 1L | 5-9 | 222

LAKE ST. LOUIS, MO.

WENTZVILLE LIBERTY HS

MAJOR: HEALTH STUDIES

CAREER

Has played in 27 games, seeing action primarily as the squad's long snapper ... Has one solo tackle ... Has two years of eligibility remaining.

HONORS (ACADEMIC/ATHLETIC)

Dean's List for 2019 spring semester ... Tiger 3.0 Club for 2018 fall and 2019 spring semesters ... 2018-19 AAC All-Academic Team.

SNAPS

| YEAR | GP | PATs | FGs | Punts |
|--------------|-------------|------------|-----------|-----------|
| 2018 | 14/0 | 79 | 20 | 46 |
| 2019 | 13/0 | 62 | 19 | 31 |
| Total | 27/0 | 141 | 39 | 77 |

TACKLES

| YEAR | GP/GS | UA | A | TOTAL | TFL | TFLY | PD | FF | FR | BLK |
|--------------|-------------|----------|----------|----------|------------|----------|----------|----------|----------|----------|
| 2018 | 14/0 | 1 | 0 | 1 | 0.0 | 0 | 0 | 0 | 0 | 0 |
| 2019 | 13/0 | 1 | 0 | 1 | 0.0 | 0 | 0 | 0 | 0 | 0 |
| Total | 27/0 | 2 | 0 | 2 | 0.0 | 0 | 0 | 0 | 0 | 0 |

SNAPS GAME BY-GAME

| DATE | OPPONENT | PATs | FGs | Punts |
|----------|----------------|------|-----|-------|
| 9/1/18 | Mercer | 9 | 1 | 2 |
| 9/8/18 | at Navy | 3 | 0 | 5 |
| 9/14/18 | Georgia State | 8 | 1 | 0 |
| 9/22/18 | S Alabama | 7 | 2 | 0 |
| 9/28/18 | at Tulane | 3 | 1 | 0 |
| 10/6/18 | UConn | 8 | 1 | 1 |
| 10/13/18 | UCF | 3 | 3 | 5 |
| 10/20/18 | at Missouri | 4 | 2 | 2 |
| 11/3/18 | at ECU | 8 | 1 | 5 |
| 11/10/18 | Tulsa | 6 | 2 | 4 |
| 11/16/18 | at SMU | 4 | 1 | 4 |
| 11/23/18 | Houston | 7 | 1 | 5 |
| 12/1/18 | at UCF | 5 | 3 | 5 |
| 12/22/18 | vs Wake Forest | 4 | 1 | 8 |
| 8/31/19 | Ole Miss | 1 | 0 | 6 |
| 9/7/19 | Southern | 7 | 2 | 1 |
| 9/14/19 | at S. Alabama | 4 | 2 | 2 |
| 9/26/19 | Navy | 5 | 1 | 4 |
| 10/5/19 | at ULM | 5 | 1 | 3 |
| 10/12/19 | at Temple | 4 | 0 | 1 |
| 10/19/19 | Tulane | 5 | 2 | 3 |
| 10/26/19 | at Tulsa | 6 | 1 | 3 |
| 11/2/19 | SMU | 6 | 4 | 2 |
| 11/16/19 | at Houston | 6 | 1 | 1 |
| 11/23/19 | at USF | 7 | 0 | 2 |
| 11/29/19 | Cincinnati | 4 | 2 | 3 |
| 12/7/19 | Cincinnati | 2 | 3 | 0 |

DEFENSE GAME-BY-GAME

| DATE | OPPONENT | UT | AT | TT | TFL | SK | FF | FR | PD | INT | QBH |
|----------|----------------|----|----|----|-----|-----|----|----|----|-----|-----|
| 9/1/18 | Mercer | 0 | 0 | 0 | 0-0 | 0-0 | 0 | 0 | 0 | 0 | 0 |
| 9/8/18 | at Navy | 1 | 0 | 1 | 0-0 | 0-0 | 0 | 0 | 0 | 0 | 0 |
| 9/14/18 | Georgia State | 0 | 0 | 0 | 0-0 | 0-0 | 0 | 0 | 0 | 0 | 0 |
| 9/22/18 | S Alabama | 0 | 0 | 0 | 0-0 | 0-0 | 0 | 0 | 0 | 0 | 0 |
| 9/28/18 | at Tulane | 0 | 0 | 0 | 0-0 | 0-0 | 0 | 0 | 0 | 0 | 0 |
| 10/6/18 | UConn | 0 | 0 | 0 | 0-0 | 0-0 | 0 | 0 | 0 | 0 | 0 |
| 10/13/18 | UCF | 0 | 0 | 0 | 0-0 | 0-0 | 0 | 0 | 0 | 0 | 0 |
| 10/20/18 | at Missouri | 0 | 0 | 0 | 0-0 | 0-0 | 0 | 0 | 0 | 0 | 0 |
| 11/3/18 | at ECU | 0 | 0 | 0 | 0-0 | 0-0 | 0 | 0 | 0 | 0 | 0 |
| 11/10/18 | Tulsa | 0 | 0 | 0 | 0-0 | 0-0 | 0 | 0 | 0 | 0 | 0 |
| 11/16/18 | at SMU | 0 | 0 | 0 | 0-0 | 0-0 | 0 | 0 | 0 | 0 | 0 |
| 11/23/18 | Houston | 0 | 0 | 0 | 0-0 | 0-0 | 0 | 0 | 0 | 0 | 0 |
| 12/1/18 | at UCF | 0 | 0 | 0 | 0-0 | 0-0 | 0 | 0 | 0 | 0 | 0 |
| 12/22/18 | vs Wake Forest | 0 | 0 | 0 | 0-0 | 0-0 | 0 | 0 | 0 | 0 | 0 |



#6 KAYODE OLADELE | DEFENSIVE LINE

R-FRESHMAN | SQ | 6-5 | 251
 MIAMI, FLA.
 CHAMPAGNAT CATHOLIC HS
 MAJOR: THEATRE

CAREER

Returns for his second year after a redshirt season in 2018 ... Has three years of eligibility remaining.

TACKLES

| YEAR | GP/GS | UA | A | TOTAL | TFL | TFLY | PD | FF | FR | BLK |
|-------|-------|----|---|-------|-----|------|----|----|----|-----|
| 2019 | 1/0 | 0 | 0 | 0 | 0.0 | 0 | 0 | 0 | 0 | 0 |
| Total | 1/0 | 0 | 0 | 0 | 0.0 | 0 | 0 | 0 | 0 | 0 |

DEFENSE GAME-BY-GAME

| DATE | OPPONENT | UT | AT | TT | TFL | SK | FF | FR | PD | INT | QBH |
|----------|---------------|----|----|----|-----|-----|----|-----|----|-----|-----|
| 8/31/19 | Ole Miss | | | | | | | | | | |
| 9/7/19 | Southern | | | | | | | | | | |
| 9/14/19 | at S. Alabama | | | | | | | | | | |
| 9/26/19 | Navy | | | | | | | | | | |
| 10/5/19 | at ULM | | | | | | | | | | |
| 10/12/19 | at Temple | | | | | | | | | | |
| 10/19/19 | Tulane | 0 | 0 | 0 | 0-0 | 0-0 | 0 | 0-0 | 0 | 0-0 | 0 |
| 10/26/19 | at Tulsa | | | | | | | | | | |
| 11/2/19 | SMU | | | | | | | | | | |
| 11/16/19 | at Houston | | | | | | | | | | |
| 11/23/19 | at USF | | | | | | | | | | |
| 11/29/19 | Cincinnati | | | | | | | | | | |
| 12/7/19 | Cincinnati | | | | | | | | | | |



#67 MANUEL ORONA-LOPEZ | OFFENSIVE LINE

R-JUNIOR | 1L | 6-3 | 289
 PHOENIX, ARIZ.
 BROWNE HS/GLENDALE CC
 MAJOR: INTERDISCIPLINARY STUDIES

CAREER

Returns for his second year after a redshirt season in 2018 ... Has played in 16 games with 13 starts ... Has seen action on 802 snaps ... Has one year of eligibility remaining.

HONORS (ACADEMIC/ATHLETIC)

Tiger 3.0 Club for 2018 fall and 2019 spring semesters ... 2018-19 AAC All-Academic Team.

CAREER HIGHS

Offensive Plays..... 82, vs Cincinnati, Dec. 7, 2019

OFFENSIVE LINE

| YEAR | GAMES/STARTS | PLAYS/TOTAL TEAM PLAYS |
|-------|--------------|------------------------|
| 2018 | 3/0 | 23/1028 |
| 2019 | 13/13 | 779/906 |
| Total | 16/13 | 802/1934 |

OFFENSIVE LINE GAME-BY-GAME

| DATE | OPPONENT | POSITION - PLAYS |
|-----------|----------------|----------------------------|
| 9/1/18 | Mercer | Did Not Play |
| 9/8/18 | at Navy | Did Not Play |
| 9/14/18 | Georgia State | Right Guard - 5/62 |
| 9/22/18 | South Alabama | Did Not Play |
| 9/28/18 | at Tulane | Did Not Play |
| 10/6/18 | UConn | Right Guard - 11/59 |
| 10/13/18 | UCF | Did Not Play |
| 10/20/18 | at Missouri | Did Not Play |
| 11/3/18 | at ECU | Did Not Play |
| 11/10/18 | Tulsa | Right Guard - 7/78 |
| 11/16/18 | at SMU | Did Not Play |
| 11/23/18 | Houston | Did Not Play |
| 12/1/18 | at UCF | Did Not Play |
| 12/22/18 | vs Wake Forest | Did Not Play |
| 8/31/19* | Ole Miss | Right Guard - 77/82 |
| 9/7/19* | Southern | Right Guard/Center - 59/70 |
| 9/14/19* | at S. Alabama | Right Guard - 35/67 |
| 9/26/19* | Navy | Right Guard - 43/43 |
| 10/5/19* | at ULM | Right Guard - 60/60 |
| 10/12/19* | at Temple | Right Guard - 70/77 |
| 10/19/19* | Tulane | Right Guard - 54/66 |
| 10/26/19* | at Tulsa | Right Guard - 40/59 |
| 11/2/19* | SMU | Right Guard - 67/76 |
| 11/16/19* | at Houston | Right Guard/Center - 72/75 |
| 11/23/19* | at USF | Right Guard - 60/89 |
| 11/29/19* | Cincinnati | Right Guard - 60/66 |
| 12/7/19* | Cincinnati | Right Guard - 82/88 |



#30 RODNEY OWENS | DEFENSIVE BACK

R-SOPHOMORE | TR | 6-0 | 199
 NASHVILLE, TENN.
 ENSWORTH HS | LOUISVILLE | IOWA WESTERN CC
 MAJOR: PROFESSIONAL STUDIES

CAREER

Has played in 11 games this season, primarily on special teams ... Has two years of eligibility remaining.

TACKLES

| YEAR | GP/GS | UA | A | TOTAL | TFL | TFLY | PD | FF | FR | BLK |
|-------|-------|----|---|-------|-----|------|----|----|----|-----|
| 2019 | 11/0 | 2 | 1 | 3 | 1.0 | 9 | 0 | 0 | 0 | 0 |
| Total | 11/0 | 2 | 1 | 3 | 1.0 | 9 | 0 | 0 | 0 | 0 |

DEFENSE GAME-BY-GAME

| DATE | OPPONENT | UT | AT | TT | TFL | SK | FF | FR | PD | INT | QBH |
|----------|---------------|----|----|----|-----|-----|----|-----|----|-----|-----|
| 8/31/19 | Ole Miss | | | | | | | | | | |
| 9/7/19 | Southern | 0 | 0 | 0 | 0-0 | 0-0 | 0 | 0-0 | 0 | 0-0 | 0 |
| 9/14/19 | at S. Alabama | | | | | | | | | | |
| 9/26/19 | Navy | 0 | 0 | 0 | 0-0 | 0-0 | 0 | 0-0 | 0 | 0-0 | 0 |
| 10/5/19 | at ULM | 1 | 0 | 1 | 0 | 0-0 | 0 | 0 | 0 | 0 | 0 |
| 10/12/19 | at Temple | 0 | 0 | 0 | 0-0 | 0-0 | 0 | 0-0 | 0 | 0-0 | 0 |
| 10/19/19 | Tulane | 0 | 0 | 0 | 0-0 | 0-0 | 0 | 0-0 | 0 | 0-0 | 0 |
| 10/26/19 | at Tulsa | 0 | 0 | 0 | 0-0 | 0-0 | 0 | 0-0 | 0 | 0-0 | 0 |
| 11/2/19 | SMU | 0 | 0 | 0 | 0-0 | 0-0 | 0 | 0-0 | 0 | 0-0 | 0 |
| 11/16/19 | at Houston | 0 | 0 | 0 | 0-0 | 0-0 | 0 | 0-0 | 0 | 0-0 | 0 |
| 11/23/19 | at USF | 1 | 1 | 2 | 1-9 | 1-9 | 0 | 0-0 | 0 | 0-0 | 0 |
| 11/29/19 | Cincinnati | 0 | 0 | 0 | 0-0 | 0-0 | 0 | 0-0 | 0 | 0-0 | 0 |
| 12/7/19 | Cincinnati | 0 | 0 | 0 | 0-0 | 0-0 | 0 | 0-0 | 0 | 0-0 | 0 |



#56 DYLAN PARHAM | OFFENSIVE LINE

R-SOPHOMORE | 1L | 6-3 | 286
 CARROLLTON, GA.
 CARROLLTON HS
 MAJOR: HEALTH STUDIES

- AAC All-Conference Honorable Mention (2019)

CAREER

Member of the team for three seasons ... Saw first season of on-field action in 2018 after redshirting in 2017 ... Moved to the offensive line after being recruited as a tight end ... Has played in 26 games at left guard ... Has played 1,630 of 1,851 snaps (.881) ... Has three years of eligibility remaining.

HONORS (ACADEMIC/ATHLETIC)

2017-18, 2018-19 AAC All-Academic Team ... Dean's List for the 2018 fall semester ... Tiger 3.0 Club for 2017 fall, 2018 spring, 2018 fall and 2019 spring semesters.

CAREER HIGHS

Offensive Plays..... 92, vs Houston, Nov. 23, 2018

OFFENSIVE LINE

| YEAR | GAMES/STARTS | PLAYS/TOTAL TEAM PLAYS |
|--------------|--------------|------------------------|
| 2018 | 14/14 | 972/1028 |
| 2019 | 13/13 | 746/906 |
| Total | 26/26 | 1718/1934 |

OFFENSIVE LINE GAME-BY-GAME

| DATE | OPPONENT | POSITION - PLAYS |
|-----------|----------------|--------------------|
| 9/1/18* | Mercer | Left Guard - 53/86 |
| 9/8/18* | at Navy | Left Guard - 49/49 |
| 9/14/18* | Georgia State | Left Guard - 55/62 |
| 9/22/18* | South Alabama | Left Guard - 76/76 |
| 9/28/18* | at Tulane | Left Guard - 51/51 |
| 10/6/18* | UConn | Left Guard - 50/59 |
| 10/13/18* | UCF | Left Guard - 81/81 |
| 10/20/18* | at Missouri | Left Guard - 81/81 |
| 11/3/18* | at ECU | Left Guard - 82/82 |
| 11/10/18* | Tulsa | Left Guard - 71/78 |
| 11/16/18* | at SMU | Left Guard - 74/74 |
| 11/23/18* | Houston | Left Guard - 92/92 |
| 12/1/18* | at UCF | Left Guard - 75/75 |
| 12/22/18* | vs Wake Forest | Left Guard - 82/82 |
| 8/31/19* | Ole Miss | Left Guard - 82/82 |
| 9/7/19* | Southern | Left Guard - 59-70 |
| 9/14/19* | at S. Alabama | Left Guard - 53/67 |
| 9/26/19* | Navy | Left Guard - 43/43 |
| 10/5/19* | at ULM | Left Guard - 14/60 |
| 10/12/19* | at Temple | Left Guard - 77/77 |
| 10/19/19* | Tulane | Left Guard - 59/66 |
| 10/26/19* | at Tulsa | Left Guard - 59/59 |
| 11/2/19* | SMU | Left Guard - 44/76 |
| 11/16/19* | at Houston | Left Guard - 60/75 |
| 11/23/19* | at USF | Left Guard - 62/89 |
| 11/29/19* | Cincinnati | Left Guard - 66/66 |
| 12/7/19* | Cincinnati | Left Guard - 88/88 |



#36 RILEY PATTERSON | KICKER

JUNIOR | 2L | 6-0 | 190
 EDWARDSVILLE, ILL.
 EDWARDSVILLE HS
 MAJOR: SUPPLY CHAIN MANAGEMENT

- AAC All-Conference First Team (2019)
- Lou Groza Award Watch List (2019)
- Joey Allison Special Teams Player of the Year (2019)

CAREER

Has played in 40 games ... Has scored 330 points on 201-of-206 PAT and 43-of-55 FG ... Has 19 double-figure scoring games ... Matched a program record with 18 points vs SMU ... Has 223 kickoffs for a 60.6 average ... Has 117 kickoffs for touchbacks.

HONORS (ACADEMIC/ATHLETIC)

2019 AAC All-Conference First Team ... 2017-18, 2018-19 AAC All-Academic Team ... Dean's List for 2017 fall, 2018 spring and 2019 spring semesters ... Tiger 3.0 Club for 2017 fall, 2018 spring, 2018 fall and 2019 spring semesters ... 2019 summer intern at St. Jude in the Sports Marketing department.

ON THE CHARTS

Career: Fourth-most in overall scoring (330 points) ... Third in most points kicking ... Second in both PAT made (201) and first in PAT attempts (206) ... Fourth in PAT percentage (.976) ... Season: First (76 in 2018), tied for second (63 in 2017) and fourth (62 in 2019) in PAT made ... First (79 in 2018), second (64 in 2017) and tied for third (63 in 2019) in PAT attempts ... Eighth (17 in 2019) and tied for 12th (15 in 2018) in FG made ... Tied for ninth (20 in 2018) in FG attempts ... Tied for second (121 points in 2018), fifth (113 in 2019) and 10th (96 in 2017) in points kicking ... Tied for fourth (121 points in 2018), eighth (113 in 2019) and tied for 13th (96 in 2017) in overall scoring ... Game: Tied for first (18) and tied for 11th in most points kicking (13) ... Second (10), tied for third (9) and tied for 10th (8) in PAT made ... Tied for third (4) in FG made and fifth in FG attempts (4).

CAREER HIGHS

Points Scored..... 18, vs SMU, Nov. 2, 2019
 Kick PAT..... 10, vs ECU, Nov. 25, 2017
 Points by Kicking..... 18, vs SMU, Nov. 2, 2019
 Field Goals Made..... 4, vs SMU, Nov. 2, 2019
 Field Goal Attempts..... 4, 3x, last vs SMU, Nov. 2, 2019
 Longest Field Goal 52, 2x, last vs Cincinnati, Dec. 7, 2019

SCORING

| YEAR | GP | PAT | FGM-FGA | PTS | AVG/G |
|--------------|-------------|----------------|--------------|------------|------------|
| 2017 | 13/0 | 63-64 | 11-16 | 96 | 7.4 |
| 2018 | 14/0 | 76-79 | 15-20 | 121 | 8.6 |
| 2019 | 13/0 | 62-63 | 17-19 | 113 | 8.7 |
| Total | 40/0 | 201-206 | 43-55 | 330 | 8.3 |

FIELD GOALS

| YEAR | FGM-FGA | LG | PCT | 1-19 | 20-29 | 30-39 | 40-49 | 50+ |
|--------------|--------------|-----------|-------------|------------|--------------|--------------|-------------|------------|
| 2017 | 11-16 | 42 | 68.8 | 0-0 | 2-2 | 7-8 | 2-4 | 0-2 |
| 2018 | 15-20 | 52 | 75.0 | 1-1 | 6-7 | 3-4 | 4-6 | 1-2 |
| 2019 | 17-19 | 52 | 89.5 | 0-0 | 5-5 | 6-7 | 2-2 | 4-5 |
| Total | 43-55 | 52 | 78.2 | 1-1 | 13-14 | 16-19 | 8-12 | 5-9 |

KICKOFFS

| YEAR | G | NO | YDS | AVG | TB | OB | OSK |
|--------------|-------------|------------|--------------|-------------|------------|----------|----------|
| 2017 | 13/0 | 24 | 1432 | 59.7 | 2 | 2 | 2 |
| 2018 | 14/0 | 105 | 6225 | 59.3 | 57 | 2 | 3 |
| 2019 | 13/0 | 94 | 5863 | 62.4 | 58 | 1 | 2 |
| Total | 40/0 | 223 | 13520 | 60.6 | 117 | 5 | 7 |

KICKING GAME-BY-GAME

| Date | Opponent | FG | LG | PAT | PTS | KO | AVG | TB | OB |
|----------|---------------|-----|----|-------|-----|----|------|----|----|
| 8/31/17 | ULM | 0-0 | - | 4-4 | 4 | 3 | 52.7 | 0 | 0 |
| 9/16/17 | UCLA | 0-0 | - | 2-3 | 2 | 3 | 59.3 | 0 | 0 |
| 9/23/17 | SIU | 1-1 | 30 | 2-2 | 5 | 7 | 60.4 | 1 | 0 |
| 9/30/17 | at UCF | 0-0 | - | 0-0 | 0 | 2 | 65.0 | 1 | 0 |
| 10/3/17 | at UConn | 0-0 | - | 5-5 | 5 | 4 | 62.2 | 0 | 1 |
| 10/14/17 | Navy | 3-4 | 42 | 3-3 | 12 | 0 | 0.0 | 0 | 0 |
| 10/19/17 | at Houston | 0-1 | - | 6-6 | 6 | 0 | 0.0 | 0 | 0 |
| 10/27/17 | Tulane | 0-0 | - | 8-8 | 8 | 3 | 57.3 | 0 | 0 |
| 11/3/17 | at Tulsa | 2-2 | 33 | 5-5 | 11 | 0 | 0.0 | 0 | 0 |
| 11/18/17 | SMU | 1-1 | 34 | 9-9 | 12 | 0 | 0.0 | 0 | 0 |
| 11/25/17 | ECU | 0-0 | - | 10-10 | 10 | 2 | 61.0 | 0 | 1 |
| 12/2/17 | at UCF | 2-4 | 27 | 7-7 | 13 | 0 | 0.0 | 0 | 0 |
| 12/30/17 | vs Iowa State | 2-3 | 34 | 2-2 | 8 | 0 | 0.0 | 0 | 0 |
| 9/1/18 | Mercer | 1-1 | 21 | 9-9 | 12 | 9 | 63.0 | 5 | 0 |
| 9/8/18 | at Navy | 0-0 | - | 3-3 | 3 | 4 | 48.2 | 1 | 0 |
| 9/14/18 | Georgia St. | 1-1 | - | 8-8 | 11 | 10 | 46.9 | 1 | 1 |
| 9/22/18 | S Alabama | 1-2 | 42 | 7-7 | 10 | 9 | 62.6 | 6 | 0 |
| 9/28/18 | at Tulane | 1-1 | 43 | 3-3 | 6 | 4 | 50.0 | 2 | 0 |
| 10/6/18 | UConn | 0-1 | - | 7-8 | 7 | 9 | 64.4 | 7 | 0 |
| 10/13/18 | UCF | 3-3 | 45 | 3-3 | 12 | 7 | 59.0 | 3 | 0 |
| 10/20/18 | at Missouri | 2-2 | 52 | 3-4 | 9 | 7 | 65.0 | 7 | 0 |
| 11/3/18 | at ECU | 1-1 | 22 | 8-8 | 11 | 10 | 64.2 | 7 | 0 |
| 11/10/18 | Tulsa | 2-2 | 30 | 5-6 | 11 | 8 | 54.8 | 2 | 0 |

| | | | | | | | | | |
|----------|----------------|-----|----|-----|----|----|------|---|---|
| 11/16/18 | at SMU | 0-1 | - | 4-4 | 4 | 5 | 65.0 | 3 | 0 |
| 11/23/18 | Houston | 1-1 | - | 7-7 | 10 | 9 | 60.7 | 5 | 0 |
| 12/1/18 | at UCF | 2-3 | 36 | 5-5 | 11 | 8 | 58.6 | 3 | 1 |
| 12/22/18 | vs Wake Forest | 0-1 | - | 4-4 | 4 | 6 | 60.8 | 5 | 0 |
| 8/31/19 | Ole Miss | 0-0 | 0 | 1-2 | 1 | 3 | 31.7 | 2 | 0 |
| 9/7/19 | Southern | 2-2 | 49 | 7-7 | 13 | 10 | 54.4 | 5 | 0 |
| 9/14/19 | at S. Alabama | 2-2 | 36 | 4-4 | 10 | 8 | 60.2 | 5 | 0 |
| 9/26/19 | Navy | 0-1 | - | 5-5 | 5 | 6 | 64.0 | 5 | 0 |
| 10/5/19 | at ULM | 1-1 | 50 | 5-5 | 8 | 8 | 63.5 | 5 | 0 |
| 10/12/19 | at Temple | 0-0 | - | 4-4 | 4 | 5 | 63.6 | 2 | 0 |
| 10/19/19 | Tulane | 2-2 | 34 | 5-5 | 11 | 8 | 64.6 | 5 | 0 |
| 10/26/19 | at Tulsa | 0-1 | - | 6-6 | 6 | 7 | 61.4 | 5 | 0 |
| 11/2/19 | SMU | 4-4 | 50 | 6-6 | 18 | 10 | 62.3 | 4 | 0 |
| 11/16/19 | at Houston | 1-1 | 35 | 6-6 | 9 | 8 | 64.4 | 4 | 1 |
| 11/23/19 | at USF | 0-0 | - | 7-7 | 7 | 8 | 64.4 | 7 | 0 |
| 11/29/19 | Cincinnati | 2-2 | 34 | 4-4 | 10 | 7 | 64.4 | 5 | 0 |
| 12/7/19 | Cincinnati | 3-3 | 52 | 2-2 | 11 | 6 | 63.5 | 4 | 0 |

| | | | | | | | | | | | | |
|-----------|----------------|---|---|---|-----|-----|---|-----|---|--------------|---|---|
| 10/20/18* | at Missouri | 0 | 0 | 0 | 0-0 | 0-0 | 0 | 0-0 | 0 | 0-0 | 0 | 0 |
| 11/3/18* | at ECU | 4 | 3 | 7 | 0-0 | 0-0 | 0 | 0-0 | 2 | 0-0 | 0 | 0 |
| 11/10/18* | Tulsa | 2 | 1 | 3 | 0-0 | 0-0 | 0 | 0-0 | 0 | 0-0 | 0 | 0 |
| 11/16/18* | at SMU | 5 | 2 | 7 | 0-0 | 0-0 | 0 | 0-0 | 1 | 0-0 | 0 | 0 |
| 11/23/18* | Houston | 5 | 1 | 6 | 1-2 | 0-0 | 0 | 0-0 | 1 | 0-0 | 0 | 0 |
| 12/1/18* | at UCF | 2 | 3 | 5 | 0-0 | 0-0 | 0 | 1-0 | 1 | 0-0 | 0 | 0 |
| 12/22/18* | vs Wake Forest | 7 | 0 | 7 | 0-0 | 0-0 | 0 | 0-0 | 0 | 0-0 | 0 | 0 |
| 8/31/19 | Ole Miss | 0 | 0 | 0 | 0-0 | 0-0 | 0 | 0-0 | 0 | 0-0 | 0 | 0 |
| 9/7/19 | Southern | 0 | 0 | 0 | 0-0 | 0-0 | 0 | 0-0 | 0 | 0-0 | 0 | 0 |
| 9/14/19 | at S. Alabama | 0 | 0 | 0 | 0-0 | 0-0 | 0 | 0-0 | 0 | 0-0 | 0 | 0 |
| 9/26/19 | Navy | | | | | | | | | Did Not Play | | |
| 10/5/19 | at ULM | | | | | | | | | Did Not Play | | |
| 10/12/19 | at Temple | 0 | 0 | 0 | 0-0 | 0-0 | 0 | 0-0 | 0 | 0-0 | 0 | 0 |
| 10/19/19 | Tulane | 0 | 0 | 0 | 0-0 | 0-0 | 0 | 0-0 | 0 | 0-0 | 0 | 0 |
| 10/26/19 | at Tulsa | 0 | 0 | 0 | 0-0 | 0-0 | 0 | 0-0 | 0 | 0-0 | 0 | 0 |
| 11/2/19 | SMU | | | | | | | | | Did Not Play | | |
| 11/16/19 | at Houston | 1 | 1 | 2 | 0-0 | 0-0 | 0 | 0-0 | 0 | 0-0 | 0 | 0 |
| 11/23/19 | at USF | 0 | 0 | 0 | 0-0 | 0-0 | 0 | 0-0 | 0 | 0-0 | 0 | 0 |
| 11/29/19 | Cincinnati | | | | | | | | | Did Not Play | | |
| 12/7/19 | Cincinnati | | | | | | | | | Did Not Play | | |



#4 JOSH PERRY | LINEBACKER

R-JUNIOR | 2L | 6-2 | 200

AMITE, LA.

AMITE HS

MAJOR: SPORT AND LEISURE MANAGEMENT

CAREER

Has played in 35 games, making 18 starts ... Has 104 total tackles (74 solo), including two TFL ... Has 21 multi-tackle performances ... Has 11 PBU, one interception and two fumble recoveries ... Redshirted the 2016 season and has one year of eligibility left ... Moved to linebacker in the spring of 2019.

HONORS (ACADEMIC/ATHLETIC)

Tiger 3.0 Club for 2017 fall and 2018 fall semesters.

CAREER HIGHS

Tackles 9, vs SMU, Nov. 19, 2017
 Tackles for Loss 1, 2x, last vs Houston, Nov. 23, 2018
 Pass Breakups 3, vs Tulane, Oct. 27, 2017
 Fumble Recoveries 1, 2x, last at UCF, Dec. 1, 2018
 Interceptions 1, vs ECU, Nov. 25, 2017

TACKLES

| YEAR | GP/GS | UA | A | TOTAL | TFL | TFLY | PD | FF | FR | BLK |
|--------------|--------------|-----------|-----------|------------|------------|----------|-----------|----------|----------|----------|
| 2017 | 13/6 | 28 | 9 | 37 | 1.0 | 1 | 4 | 0 | 1 | 0 |
| 2018 | 14/12 | 45 | 20 | 65 | 1.0 | 2 | 7 | 0 | 1 | 0 |
| 2019 | 8/0 | 1 | 1 | 2 | 0.0 | 0 | 0 | 0 | 0 | 0 |
| Total | 35/18 | 74 | 30 | 104 | 2.0 | 3 | 11 | 0 | 2 | 0 |

INTERCEPTIONS

| YEAR | GP | NO | Yards | TD | Long | Avg/R | Avg/G |
|--------------|--------------|----------|----------|----------|----------|------------|------------|
| 2017 | 13/6 | 1 | 0 | 0 | 0 | 0.0 | 0.0 |
| 2018 | 14/12 | 0 | 0 | 0 | 0 | 0.0 | 0.0 |
| 2019 | 8/0 | 0 | 0 | 0 | 0 | 0.0 | 0.0 |
| Total | 35/18 | 1 | 0 | 0 | 0 | 0.0 | 0.0 |

DEFENSE GAME-BY-GAME

| DATE | OPPONENT | UT | AT | TT | TFL | SK | FF | FR | PD | INT | QBH |
|-----------|---------------|----|----|----|-----|-----|----|-----|----|-----|-----|
| 8/31/17 | ULM | 2 | 0 | 2 | 0-0 | 0-0 | 0 | 0-0 | 0 | 0-0 | 0 |
| 9/16/17 | UCLA | 2 | 0 | 2 | 0-0 | 0-0 | 0 | 0-0 | 0 | 0-0 | 0 |
| 9/23/17 | SIU | 0 | 0 | 0 | 0-0 | 0-0 | 0 | 0-0 | 0 | 0-0 | 0 |
| 9/30/17 | at UCF | 0 | 0 | 0 | 0-0 | 0-0 | 0 | 0-0 | 0 | 0-0 | 0 |
| 10/6/17 | at UConn | 3 | 1 | 4 | 0-0 | 0-0 | 0 | 0-0 | 0 | 0-0 | 0 |
| 10/14/17 | Navy | 0 | 0 | 0 | 0-0 | 0-0 | 0 | 0-0 | 0 | 0-0 | 0 |
| 10/19/17 | at Houston | 3 | 1 | 4 | 1-1 | 0-0 | 0 | 0-0 | 0 | 0-0 | 0 |
| 10/27/17* | Tulane | 6 | 1 | 7 | 0-0 | 0-0 | 0 | 0-0 | 3 | 0-0 | 0 |
| 11/3/17* | at Tulsa | 2 | 2 | 4 | 0-0 | 0-0 | 0 | 0-0 | 0 | 0-0 | 0 |
| 11/18/17* | SMU | 5 | 4 | 9 | 0-0 | 0-0 | 0 | 1-0 | 0 | 0-0 | 0 |
| 11/25/17* | ECU | 0 | 0 | 0 | 0-0 | 0-0 | 0 | 0-0 | 0 | 1-0 | 0 |
| 12/2/17* | at UCF | 1 | 0 | 1 | 0-0 | 0-0 | 0 | 0-0 | 0 | 0-0 | 0 |
| 12/30/17* | vs Iowa State | 4 | 0 | 4 | 0-0 | 0-0 | 0 | 0-0 | 0 | 0-0 | 0 |
| 9/1/18 | Mercer | 1 | 1 | 2 | 0-0 | 0-0 | 0 | 0-0 | 0 | 0-0 | 0 |
| 9/8/18* | at Navy | 6 | 2 | 8 | 0-0 | 0-0 | 0 | 0-0 | 0 | 0-0 | 0 |
| 9/14/18 | Georgia State | 3 | 0 | 3 | 0-0 | 0-0 | 0 | 0-0 | 0 | 0-0 | 0 |
| 9/22/18* | S Alabama | 3 | 2 | 5 | 0-0 | 0-0 | 0 | 0-0 | 0 | 0-0 | 0 |
| 9/28/18* | at Tulane | 2 | 3 | 5 | 0-0 | 0-0 | 0 | 0-0 | 0 | 0-0 | 0 |
| 10/6/18* | UConn | 0 | 2 | 2 | 0-0 | 0-0 | 0 | 0-0 | 2 | 0-0 | 0 |
| 10/13/18* | UCF | 5 | 0 | 5 | 0-0 | 0-0 | 0 | 0-0 | 0 | 0-0 | 0 |



#40 THOMAS PICKENS | LINEBACKER

R-JUNIOR | 2L | 6-2 | 210

MEMPHIS, TENN.

MEMPHIS UNIVERSITY SCHOOL

MAJOR: ACCOUNTING

CAREER

Has played in 31 games with nine starts ... Has 53 total tackles (34 solo) ... Has 12 multi-tackle games ... Has two interceptions ... Redshirted the 2016 season and has one year of eligibility remaining.

CAREER HIGHS

Tackles 7, at Temple, Oct. 12, 2019
 Tackles for Loss 2, at Houston, Nov. 16, 2019
 Sacks 2, at Houston, Nov. 16, 2019
 Interceptions 1, 2x, last vs Tulane, Oct. 18, 2019

TACKLES

| YEAR | GP/GS | UA | A | TOTAL | TFL | TFLY | PD | FF | FR | BLK |
|--------------|-------------|-----------|-----------|-----------|------------|-----------|----------|----------|----------|----------|
| 2016 | 2/0 | 0 | 0 | 0 | 0.0 | 0 | 0 | 0 | 0 | 0 |
| 2017 | 6/0 | 4 | 2 | 6 | 0.0 | 0 | 0 | 0 | 0 | 0 |
| 2018 | 10/0 | 3 | 3 | 6 | 0.0 | 0 | 1 | 0 | 0 | 0 |
| 2019 | 13/9 | 27 | 14 | 41 | 3.5 | 19 | 1 | 1 | 0 | 0 |
| Total | 31/9 | 34 | 19 | 53 | 3.5 | 19 | 2 | 1 | 0 | 0 |

INTERCEPTIONS

| YEAR | GP | NO | Yards | TD | Long | Avg/R | Avg/G |
|--------------|-------------|----------|-----------|----------|----------|------------|------------|
| 2016 | 2/0 | 0 | 0 | 0 | 0 | 0.0 | 0.0 |
| 2017 | 6/0 | 0 | 0 | 0 | 0 | 0.0 | 0.0 |
| 2018 | 10/0 | 1 | 4 | 0 | 4 | 4.0 | 0.4 |
| 2019 | 13/9 | 1 | 8 | 0 | 8 | 8.0 | 0.6 |
| Total | 31/9 | 2 | 12 | 0 | 8 | 6.0 | 0.4 |

DEFENSE GAME-BY-GAME

| DATE | OPPONENT | UT | AT | TT | TFL | SK | FF | FR | PD | INT | QBH |
|----------|-------------|----|----|----|-----|-----|----|-----|----|--------------|-----|
| 9/3/16 | SEMO | 0 | 0 | 0 | 0-0 | 0-0 | 0 | 0-0 | 0 | 0-0 | 0 |
| 10/14/16 | at Tulane | 0 | 0 | 0 | 0-0 | 0-0 | 0 | 0-0 | 0 | 0-0 | 0 |
| 8/31/17 | ULM | 0 | 0 | 0 | 0-0 | 0-0 | 0 | 0-0 | 0 | 0-0 | 0 |
| 9/16/17 | UCLA | 1 | 0 | 1 | 0-0 | 0-0 | 0 | 0-0 | 0 | 0-0 | 0 |
| 9/23/17 | SIU | 0 | 0 | 0 | 0-0 | 0-0 | 0 | 0-0 | 0 | 0-0 | 0 |
| 9/30/17 | at UCF | 1 | 2 | 3 | 0-0 | 0-0 | 0 | 0-0 | 0 | 0-0 | 0 |
| 10/6/17 | at UConn | 1 | 0 | 1 | 0-0 | 0-0 | 0 | 0-0 | 0 | 0-0 | 0 |
| 11/25/17 | ECU | 1 | 0 | 1 | 0-0 | 0-0 | 0 | 0-0 | 0 | 0-0 | 0 |
| 9/1/18 | Mercer | 1 | 2 | 3 | 0-0 | 0-0 | 0 | 0-0 | 1 | 1-4 | 0 |
| 9/8/18 | at Navy | 0 | 0 | 0 | 0-0 | 0-0 | 0 | 0-0 | 0 | 0-0 | 0 |
| 9/14/18 | Georgia St. | 0 | 1 | 1 | 0-0 | 0-0 | 0 | 0-0 | 0 | 0-0 | 0 |
| 9/22/18 | S Alabama | 0 | 0 | 0 | 0-0 | 0-0 | 0 | 0-0 | 0 | 0-0 | 0 |
| 9/28/18 | at Tulane | 1 | 0 | 1 | 0-0 | 0-0 | 0 | 0-0 | 0 | 0-0 | 0 |
| 10/6/18 | UConn | 1 | 0 | 1 | 0-0 | 0-0 | 0 | 0-0 | 0 | 0-0 | 0 |
| 10/13/18 | UCF | 0 | 0 | 0 | 0-0 | 0-0 | 0 | 0-0 | 0 | 0-0 | 0 |
| 10/20/18 | at Missouri | 0 | 0 | 0 | 0-0 | 0-0 | 0 | 0-0 | 0 | 0-0 | 0 |
| 11/3/18 | at ECU | 0 | 1 | 1 | 0-0 | 0-0 | 0 | 0-0 | 0 | 0-0 | 0 |
| 11/10/18 | Tulsa | 0 | 0 | 0 | 0-0 | 0-0 | 0 | 0-0 | 0 | 0-0 | 0 |
| 11/16/18 | at SMU | | | | | | | | | Did Not Play | |
| 11/23/18 | Houston | | | | | | | | | Did Not Play | |

| DATE | OPPONENT | NO | YDS | AVG | TD | LG | SACK |
|-----------|----------------|--------------|-----|-----|-------|------|------|
| 12/1/18 | at UCF | Did Not Play | | | | | |
| 12/22/18 | vs Wake Forest | Did Not Play | | | | | |
| 8/31/19* | Ole Miss | 2 | 0 | 2 | 0-0 | 0-0 | 0 |
| 9/7/19* | Southern | 0 | 0 | 0 | 0-0 | 0-0 | 0 |
| 9/14/19* | at S. Alabama | 1 | 2 | 3 | 0-0 | 0-0 | 0 |
| 9/26/19* | Navy | 6 | 0 | 6 | 0-0 | 0-0 | 0 |
| 10/5/19* | at ULM | 1 | 3 | 4 | 0.5-1 | 0-0 | 0 |
| 10/12/19* | at Temple | 6 | 1 | 7 | 1-2 | 0-0 | 0 |
| 10/19/19* | Tulane | 5 | 0 | 5 | 0-0 | 0-0 | 1 |
| 10/26/19 | at Tulsa | 1 | 4 | 5 | 0-0 | 0-0 | 0 |
| 11/2/19 | SMU | 2 | 1 | 3 | 0-0 | 0-0 | 0 |
| 11/16/19* | at Houston | 2 | 1 | 3 | 2-16 | 2-16 | 1 |
| 11/23/19* | at USF | 0 | 0 | 0 | 0-0 | 0-0 | 0 |
| 11/29/19 | Cincinnati | 1 | 1 | 2 | 0-0 | 0-0 | 0 |
| 12/7/19 | Cincinnati | 0 | 1 | 1 | 0-0 | 0-0 | 0 |



#7 MARKEVION QUINN | QUARTERBACK

R-SOPHOMORE | SQ | 6-3 | 196

RULEVILLE, MISS.

RULEVILLE CENTRAL/PEARL RIVER CC

MAJOR: HEALTH STUDIES

CAREER

Redshirted in 2018 ... Transferred to Memphis after one season at Pearl River Community College ... Has two seasons of eligibility left.

CAREER HIGHS

Rush Attempts 4, at USF, Nov. 23, 2019
 Rush Yards 18, at USF, Nov. 23, 2019
 Long Rush 7, at USF, Nov. 23, 2019

CAREER PASSING STATISTICS

| YEAR | GP/GS | COMP | ATT | INT | YARDS | TD | LONG | PCT | AVG/P | AVG/G |
|--------------|------------|----------|----------|----------|----------|----------|----------|------------|------------|------------|
| 2019 | 2/0 | 0 | 0 | 0 | 0 | 0 | 0 | 0.0 | 0.0 | 0.0 |
| TOTAL | 2/0 | 0 | 0 | 0 | 0 | 0 | 0 | 0.0 | 0.0 | 0.0 |

RUSHING

| YEAR | GP/GS | ATT | YARDS | TD | LONG | AVG/C | AVG/G |
|--------------|------------|----------|-----------|----------|----------|------------|------------|
| 2019 | 2/0 | 6 | 18 | 0 | 7 | 3.0 | 9.0 |
| Total | 2/0 | 6 | 18 | 0 | 7 | 3.0 | 9.0 |

PASSING GAME-BY-GAME

| DATE | OPPONENT | ATT | COMP | YDS | INT | TD | LG | SACK |
|----------|---------------|-----|------|-----|-----|----|----|------|
| 8/31/19 | Ole Miss | | | | | | | |
| 9/7/19 | Southern | | | | | | | |
| 9/14/19 | at S. Alabama | 0 | 0 | 0 | 0 | 0 | 0 | 0 |
| 9/26/19 | Navy | | | | | | | |
| 10/5/19 | at ULM | | | | | | | |
| 10/12/19 | at Temple | | | | | | | |
| 10/19/19 | Tulane | | | | | | | |
| 10/26/19 | at Tulsa | | | | | | | |
| 11/2/19 | SMU | | | | | | | |
| 11/16/19 | at Houston | | | | | | | |
| 11/23/19 | at USF | 0 | 0 | 0 | 0 | 0 | 0 | 0 |
| 11/29/19 | Cincinnati | | | | | | | |
| 12/7/19 | Cincinnati | | | | | | | |

RUSHING GAME BY-GAME

| DATE | OPPONENT | NO | YDS | AVG | TD | LG |
|----------|---------------|--------------|-----|-----|----|----|
| 8/31/19 | Ole Miss | Did Not Play | | | | |
| 9/7/19 | Southern | Did Not Play | | | | |
| 9/14/19 | at S. Alabama | 2 | 0 | 0.0 | 0 | 4 |
| 9/26/19 | Navy | Did Not Play | | | | |
| 10/5/19 | at ULM | Did Not Play | | | | |
| 10/12/19 | at Temple | Did Not Play | | | | |
| 10/19/19 | Tulane | Did Not Play | | | | |
| 10/26/19 | at Tulsa | Did Not Play | | | | |
| 11/2/19 | SMU | Did Not Play | | | | |
| 11/16/19 | at Houston | Did Not Play | | | | |
| 11/23/19 | at USF | 4 | 18 | 4.5 | 0 | 7 |
| 11/29/19 | Cincinnati | Did Not Play | | | | |
| 12/7/19 | Cincinnati | Did Not Play | | | | |



#18 GABE ROGERS | DEFENSIVE BACK

JUNIOR | TR | 6-0 | 187

JACKSON, MISS.

CALLAWAY HS/JONES COUNTY JC

MAJOR: PHYSICAL EDUCATION FOR TEACHER EDUCATION

CAREER

Transfer from Jones County Community College ... Made Memphis debut against Southern ... Has one of the team's three kickoff return touchdowns this season ... Has played in four games, primarily on special teams ... Has two years of eligibility remaining.

KICK RETURNS

| YEAR | GP/GS | NO | YARDS | TD | LONG | AVG/R | AVG/G |
|--------------|----------|----------|-----------|----------|-----------|-------------|-------------|
| 2019 | 4 | 1 | 99 | 1 | 99 | 99.0 | 24.8 |
| Total | 4 | 1 | 99 | 1 | 99 | 99.0 | 24.8 |

KICK RETURN GAME-BY-GAME

| DATE | OPPONENT | NO | YDS | AVG | TD | LG |
|----------|------------------|----|-----|------|----|--------------|
| 8/31/19 | Ole Miss | 0 | 0 | 0.0 | 0 | 0 |
| 9/7/19 | Southern | 0 | 0 | 0.0 | 0 | 0 |
| 9/14/19 | at South Alabama | 0 | 0 | 0.0 | 0 | 0 |
| 9/26/19 | Navy | 1 | 99 | 99.0 | 1 | 99 |
| 10/5/19 | at ULM | | | | | Did Not Play |
| 10/12/19 | at Temple | | | | | Did Not Play |
| 10/19/19 | Tulane | | | | | Did Not Play |
| 10/26/19 | at Tulsa | | | | | Did Not Play |
| 11/2/19 | SMU | | | | | Did Not Play |
| 11/16/19 | at Houston | | | | | Did Not Play |
| 11/23/19 | at USF | | | | | Did Not Play |
| 11/29/19 | Cincinnati | | | | | Did Not Play |
| 12/7/19 | Cincinnati | | | | | Did Not Play |



#23 JJ RUSSELL | LINEBACKER

JUNIOR | 2L | 6-1 | 228

GRENADA, MISS.

GRENADA HS

MAJOR: FINANCE

CAREER

Has played in 37 games ... Has made 25 starts ... Has 122 total tackles (82 solo) ... Has 26 multi-tackle games ... Has 14.0 TFL (39 yards) and four sacks (26 yards) ... Has seven QB hurries, three forced fumbles, two fumble recoveries and one blocked kick ... Joined the Memphis program in January 2017.

CAREER HIGHS

Tackles 9, at UCF, Dec. 1, 2018
 Tackles for Loss 2, 3x, last vs Southern, Sept. 7, 2019
 Sacks 1, 4x, last vs Southern, Sept. 7, 2019
 Quarterback Hurries 3, vs Cincinnati, Dec. 7, 2019
 Forced Fumbles 1, 3x, last at UCF, Dec. 1, 2018
 Fumble Recoveries 1, 2x, last vs Cincinnati, Nov. 29, 2019
 Blocked Punts 1, vs Tulane, Oct. 27, 2017

TACKLES

| YEAR | GP/GS | UA | A | TOTAL | TFL | TFLY | PD | FF | FR | BLK |
|--------------|--------------|-----------|-----------|------------|-------------|-----------|----------|----------|----------|----------|
| 2017 | 10/0 | 8 | 1 | 9 | 0.0 | 0 | 0 | 0 | 0 | 1 |
| 2018 | 14/12 | 39 | 19 | 58 | 8.5 | 29 | 0 | 3 | 1 | 0 |
| 2019 | 13/13 | 35 | 20 | 55 | 5.5 | 10 | 2 | 0 | 1 | 0 |
| Total | 37/25 | 82 | 40 | 122 | 14.0 | 39 | 2 | 3 | 2 | 1 |

SACKS

| YEAR | GP/GS | UA | A | TOTAL | YARDS |
|--------------|--------------|----------|----------|------------|-----------|
| 2017 | 10/0 | 0 | 0 | 0.0 | 0 |
| 2018 | 14/12 | 3 | 0 | 3.0 | 21 |
| 2019 | 13/13 | 1 | 0 | 1.0 | 5 |
| Total | 37/25 | 4 | 0 | 4.0 | 26 |

DEFENSE GAME-BY-GAME

| DATE | OPPONENT | UT | AT | TT | TFL | SK | FF | FR | PD | INT | QBH |
|-----------|----------------|----|----|----|---------------------|------|----|-----|----|-----|-----|
| 8/31/17 | ULM | 1 | 0 | 1 | 0-0 | 0-0 | 0 | 0-0 | 0 | 0-0 | 0 |
| 9/16/17 | UCLA | 0 | 0 | 0 | 0-0 | 0-0 | 0 | 0-0 | 0 | 0-0 | 0 |
| 9/23/17 | SIU | | | | Did Not Play - Inj. | | | | | | |
| 9/30/17 | at UCF | | | | Did Not Play - Inj. | | | | | | |
| 10/6/17 | at UConn | 0 | 0 | 0 | 0-0 | 0-0 | 0 | 0-0 | 0 | 0-0 | 0 |
| 10/14/17 | Navy | 0 | 0 | 0 | 0-0 | 0-0 | 0 | 0-0 | 0 | 0-0 | 0 |
| 10/19/17 | at Houston | | | | Did Not Play | | | | | | |
| 10/27/17 | Tulane | 2 | 0 | 2 | 0-0 | 0-0 | 0 | 0-0 | 0 | 0-0 | 0 |
| 11/3/17 | at Tulsa | 1 | 0 | 1 | 0-0 | 0-0 | 0 | 0-0 | 0 | 0-0 | 0 |
| 11/18/17 | SMU | 0 | 1 | 1 | 0-0 | 0-0 | 0 | 0-0 | 0 | 0-0 | 0 |
| 11/25/17 | ECU | 3 | 0 | 3 | 0-0 | 0-0 | 0 | 0-0 | 0 | 0-0 | 1 |
| 12/2/17 | at UCF | 1 | 0 | 1 | 0-0 | 0-0 | 0 | 0-0 | 0 | 0-0 | 0 |
| 12/30/17 | vs ISU | 0 | 0 | 0 | 0-0 | 0-0 | 0 | 0-0 | 0 | 0-0 | 0 |
| 9/1/18* | Mercer | 2 | 2 | 4 | 1.5-5 | 1-4 | 1 | 0-0 | 0 | 0-0 | 0 |
| 9/8/18* | at Navy | 4 | 2 | 6 | 0-0 | 0-0 | 1 | 0-0 | 0 | 0-0 | 0 |
| 9/14/18* | Georgia State | 2 | 3 | 5 | 1-1 | 0-0 | 0 | 0-0 | 0 | 0-0 | 0 |
| 9/22/18 | S Alabama | 3 | 2 | 5 | 0-0 | 0-0 | 0 | 0-0 | 0 | 0-0 | 0 |
| 9/28/18* | at Tulane | 2 | 1 | 3 | 0-0 | 0-0 | 0 | 0-0 | 0 | 0-0 | 0 |
| 10/6/18* | UConn | 2 | 0 | 2 | 2-2 | 0-0 | 0 | 0-0 | 0 | 0-0 | 0 |
| 10/13/18* | UCF | 1 | 1 | 2 | 0-0 | 0-0 | 0 | 0-0 | 0 | 0-0 | 0 |
| 10/20/18 | at Mizzou | 2 | 0 | 2 | 0-0 | 0-0 | 0 | 0-0 | 0 | 0-0 | 0 |
| 11/3/18* | at ECU | 1 | 1 | 2 | 0.5-2 | 0-0 | 0 | 0-0 | 0 | 0-0 | 2 |
| 11/10/18* | Tulsa | 3 | 1 | 4 | 1-6 | 1-6 | 0 | 0-0 | 0 | 0-0 | 1 |
| 11/16/18* | at SMU | 1 | 2 | 3 | 0-0 | 0-0 | 0 | 1-0 | 0 | 0-0 | 0 |
| 11/23/18* | Houston | 6 | 0 | 6 | 1-11 | 1-11 | 0 | 0-0 | 0 | 0-0 | 0 |
| 12/1/18* | at UCF | 5 | 4 | 9 | 1.5-2 | 0-0 | 1 | 0-0 | 0 | 0-0 | 0 |
| 12/22/18* | vs Wake Forest | 5 | 0 | 5 | 0-0 | 0-0 | 0 | 0-0 | 0 | 0-0 | 0 |
| 8/31/19* | Ole Miss | 4 | 1 | 5 | 2-2 | 0-0 | 0 | 0-0 | 0 | 0-0 | 0 |
| 9/7/19* | Southern | 4 | 0 | 4 | 2.0-7 | 1-5 | 0 | 0-0 | 0 | 0-0 | 0 |
| 9/14/19* | at S. Alabama | 3 | 4 | 7 | 0-0 | 0-0 | 0 | 0-0 | 0 | 0-0 | 0 |
| 9/26/19* | Navy | 5 | 1 | 6 | 0-0 | 0-0 | 0 | 0-0 | 0 | 0-0 | 0 |
| 10/5/19* | at ULM | 1 | 3 | 4 | 0-0 | 0-0 | 0 | 0-0 | 0 | 0-0 | 0 |
| 10/12/19* | at Temple | 7 | 1 | 8 | 1-1 | 0-0 | 0 | 0-0 | 1 | 0-0 | 0 |
| 10/19/19* | Tulane | 1 | 0 | 1 | 0-0 | 0-0 | 0 | 0-0 | 0 | 0-0 | 0 |
| 10/26/19* | at Tulsa | 2 | 5 | 7 | 0.5-0 | 0-0 | 0 | 0-0 | 0 | 0-0 | 0 |
| 11/2/19* | SMU | 0 | 3 | 3 | 0-0 | 0-0 | 0 | 0-0 | 0 | 0-0 | 1 |
| 11/16/19* | at Houston | 3 | 0 | 3 | 0-0 | 0-0 | 0 | 0-0 | 0 | 0-0 | 0 |
| 11/23/19* | at USF | 0 | 1 | 1 | 0-0 | 0-0 | 0 | 0-0 | 0 | 0-0 | 0 |
| 11/29/19* | Cincinnati | 1 | 0 | 1 | 0-0 | 0-0 | 0 | 1-0 | 1 | 0-0 | 0 |
| 12/7/19* | Cincinnati | 4 | 1 | 5 | 0-0 | 0-0 | 0 | 0-0 | 0 | 0-0 | 3 |



#1 TRAVEON SAMUEL | WIDE RECEIVER

SENIOR | TR | 5-7 | 180
PHENIX CITY, ALA.
CENTRAL HS | LOUISVILLE | TROY
MAJOR: MASTERS IN LIBERAL STUDIES

CAREER

Transferred to Memphis from Troy ... Prior to Troy, played three seasons at Louisville ... Has one year of eligibility remaining ... In his FBS career, has 62 catches for 762 yards and two TD ... Has 21 carries for 206 yards and one TD ... Has 34 kick returns for 714 yards and one TD (100-yard return) ... Has 1,672 all-purpose yards (206 rush/756 receive/710 return) ... Has two solo tackles.

CAREER HIGHS

Rushes3, 3x, last vs Tulane, Oct. 19, 2019
 Rushing Yards 26, at South Alabama, Sept. 14, 2019
 Long Rush 18, at South Alabama, Sept. 14, 2019
 Reception 2, at Tulsa, Oct. 26, 2019
 Receiving Yards 12, at Tulsa, Oct. 26, 2019
 Long Reception 8 vs Ole Miss, Aug. 31, 2019

RECEIVING

| YEARS | GP/GS | REC | YARDS | TD | LONG | REC/G | AVG/C | AVG/G |
|--------------|-------------|----------|-----------|----------|----------|------------|------------|------------|
| 2019 | 13/0 | 5 | 18 | 0 | 8 | 0.5 | 3.6 | 1.5 |
| TOTAL | 13/0 | 5 | 18 | 0 | 8 | 0.5 | 3.6 | 1.5 |

RUSHING

| YEAR | GP/GS | ATT | YARDS | TD | LONG | AVG/C | AVG/G |
|--------------|-------------|-----------|-----------|----------|-----------|------------|------------|
| 2019 | 13/0 | 15 | 78 | 0 | 18 | 5.2 | 6.5 |
| TOTAL | 13/0 | 15 | 78 | 0 | 18 | 5.2 | 6.5 |

RECEIVING GAME-BY-GAME

| DATE | OPPONENT | NO | YDS | AVG | TD | LG |
|----------|---------------|----|-----|-----|----|----|
| 8/31/19 | Ole Miss | 1 | 8 | 8.0 | 0 | 8 |
| 9/7/19 | Southern | 0 | 0 | 0.0 | 0 | 0 |
| 9/14/19 | at S. Alabama | 1 | 0 | 0.0 | 0 | 0 |
| 9/26/19 | Navy | 0 | 0 | 0.0 | 0 | 0 |
| 10/5/19 | at ULM | 0 | 0 | 0.0 | 0 | 0 |
| 10/12/19 | at Temple | 0 | 0 | 0.0 | 0 | 0 |
| 10/19/19 | Tulane | 0 | 0 | 0.0 | 0 | 0 |
| 10/26/19 | at Tulsa | 2 | 12 | 6.0 | 0 | 7 |
| 11/2/19 | SMU | 0 | 0 | 0.0 | 0 | 0 |
| 11/16/19 | at Houston | 0 | 0 | 0.0 | 0 | 0 |
| 11/23/19 | at USF | 0 | 0 | 0.0 | 0 | 0 |
| 11/29/19 | Cincinnati | 0 | 0 | 0.0 | 0 | 0 |
| 12/7/19 | Cincinnati | 0 | 0 | 0.0 | 0 | 0 |

RUSHING GAME BY-GAME

| DATE | OPPONENT | NO | YDS | AVG | TD | LG |
|----------|---------------|----|-----|------|----|----|
| 8/31/19 | Ole Miss | 1 | 4 | 4.0 | 0 | 4 |
| 9/7/19 | Southern | 1 | 2 | 2.0 | 0 | 2 |
| 9/14/19 | at S. Alabama | 3 | 26 | 8.7 | 0 | 18 |
| 9/26/19 | Navy | 1 | 14 | 14.0 | 0 | 14 |
| 10/5/19 | at ULM | 3 | 17 | 5.7 | 0 | 14 |
| 10/12/19 | at Temple | 0 | 0 | 0.0 | 0 | 0 |
| 10/19/19 | Tulane | 3 | 1 | 0.3 | 0 | 2 |
| 10/26/19 | at Tulsa | 1 | 8 | 8.0 | 0 | 8 |
| 11/2/19 | SMU | 0 | 0 | 0.0 | 0 | 0 |
| 11/16/19 | at Houston | 0 | 0 | 0.0 | 0 | 0 |
| 11/23/19 | at USF | 1 | 1 | 1.0 | 0 | 1 |
| 11/29/19 | Cincinnati | 0 | 0 | 0.0 | 0 | 0 |
| 12/7/19 | Cincinnati | 0 | 0 | 0.0 | 0 | 0 |



#90 JOHN TATE IV | DEFENSIVE LINE

R-JUNIOR | 2L | 6-4 | 308
PINE BLUFF, ARK.
PINE BLUFF HS
MAJOR: SPORT AND LEISURE MANAGEMENT

CAREER

Has played in 40 games, making two starts ... Has 61 total tackles (33 solo), including eight TFL and four sacks ... Has four PBU, three blocked kicks, two fumble recoveries, one forced fumble and two QB hurries, ... Has 14 multi-tackle performances ... Redshirted the 2016 campaign and has one year of eligibility remaining.

HONORS (ACADEMIC/ATHLETIC)

Dean's List for the 2018 fall semester ... Tiger 3.0 Club for the 2018 fall semester.

CAREER HIGHS

Tackles4, 3x, last vs Iowa State, Dec. 30, 2017
 Tackles for Loss 2, vs UCF, Oct. 13, 2018
 Sacks 2, vs UCF, Oct. 13, 2018
 Fumble Recoveries 1, 2x, last vs UCF, Oct. 13, 2018
 Forced Fumbles 1, vs Houston, Nov. 23, 2018
 QB Hurries 1, 2x, last at South Alabama, Sept. 14, 2019
 Pass Breakups 2, vs Wake Forest, Dec. 22, 2018
 Blocks 2, vs Georgia State, Sept. 14, 2018 (1 FG, 1 PAT)

TACKLES

| YEAR | GP/GS | UA | A | TOTAL | TFL | TFLY | PD | FF | FR | BLK |
|--------------|-------------|-----------|-----------|-----------|------------|-----------|----------|----------|----------|----------|
| 2017 | 13/1 | 19 | 8 | 27 | 0.5 | 1 | 1 | 0 | 1 | 1 |
| 2018 | 14/1 | 10 | 7 | 17 | 6.0 | 29 | 2 | 1 | 1 | 2 |
| 2019 | 13/0 | 4 | 13 | 17 | 1.5 | 2 | 1 | 0 | 0 | 0 |
| Total | 40/2 | 33 | 28 | 61 | 8.0 | 32 | 4 | 1 | 2 | 3 |

SACKS

| YEAR | GP/GS | UA | A | TOTAL | YARDS |
|--------------|-------------|----------|----------|------------|-----------|
| 2017 | 13/1 | 0 | 0 | 0.0 | 0 |
| 2018 | 14/1 | 4 | 0 | 4.0 | 24 |
| 2019 | 13/0 | 0 | 0 | 0.0 | 0 |
| Total | 40/2 | 4 | 0 | 4.0 | 24 |

DEFENSE GAME-BY-GAME

| DATE | OPPONENT | UT | AT | TT | TFL | SK | FF | FR | PD | INT | QBH |
|---------|----------|----|----|----|-----|-----|----|-----|----|-----|-----|
| 8/31/17 | ULM | 0 | 0 | 0 | 0-0 | 0-0 | 0 | 0-0 | 0 | 0-0 | 0 |

| | | | | | | | | | | | |
|----------|----------------|---|---|---|-------|------|---|-----|---|-----|---|
| 9/16/17 | UCLA | 2 | 0 | 2 | 0-0 | 0-0 | 0 | 0-0 | 1 | 0-0 | 1 |
| 9/23/17* | SIU | 1 | 1 | 2 | 0-0 | 0-0 | 0 | 0-0 | 0 | 0-0 | 0 |
| 9/30/17 | at UCF | 2 | 0 | 2 | 0-0 | 0-0 | 0 | 0-0 | 0 | 0-0 | 0 |
| 10/6/17 | at UConn | 3 | 1 | 4 | 0-0 | 0-0 | 0 | 0-0 | 0 | 0-0 | 0 |
| 10/14/17 | Navy | 2 | 2 | 4 | 0-0 | 0-0 | 0 | 0-0 | 0 | 0-0 | 0 |
| 10/19/17 | at Houston | 2 | 1 | 3 | 0-0 | 0-0 | 0 | 1-0 | 0 | 0-0 | 0 |
| 10/27/17 | Tulane | 2 | 0 | 2 | 0-0 | 0-0 | 0 | 0-0 | 0 | 0-0 | 0 |
| 11/3/17 | at Tulsa | 1 | 1 | 2 | 0-0 | 0-0 | 0 | 0-0 | 0 | 0-0 | 0 |
| 11/18/17 | SMU | 0 | 0 | 0 | 0-0 | 0-0 | 0 | 0-0 | 0 | 0-0 | 0 |
| 11/25/17 | ECU | 1 | 0 | 1 | 0-0 | 0-0 | 0 | 0-0 | 0 | 0-0 | 0 |
| 12/2/17 | at UCF | 0 | 1 | 1 | -5-1 | 0-0 | 0 | 0-0 | 0 | 0-0 | 0 |
| 12/30/17 | vs ISU | 3 | 1 | 4 | 0-0 | 0-0 | 0 | 0-0 | 0 | 0-0 | 0 |
| 9/1/18 | Mercer | 1 | 0 | 1 | 0-0 | 0-0 | 0 | 0-0 | 0 | 0-0 | 0 |
| 9/8/18 | at Navy | 0 | 0 | 0 | 0-0 | 0-0 | 0 | 0-0 | 0 | 0-0 | 0 |
| 9/14/18 | Georgia State | 1 | 1 | 2 | 1-1 | 0-0 | 0 | 0-0 | 0 | 0-0 | 0 |
| 9/22/18 | S Alabama | 1 | 0 | 1 | 1-4 | 1-4 | 0 | 0-0 | 0 | 0-0 | 0 |
| 9/28/18* | at Tulane | 0 | 3 | 3 | 0-0 | 0-0 | 0 | 0-0 | 0 | 0-0 | 0 |
| 10/6/18 | UConn | 0 | 1 | 1 | 0-0 | 0-0 | 0 | 0-0 | 0 | 0-0 | 0 |
| 10/13/18 | UCF | 2 | 0 | 2 | 2-16 | 2-16 | 0 | 1-0 | 0 | 0-0 | 0 |
| 10/20/18 | at Missouri | 1 | 0 | 1 | 0-0 | 0-0 | 0 | 0-0 | 0 | 0-0 | 0 |
| 11/3/18 | at ECU | 0 | 0 | 0 | 0-0 | 0-0 | 0 | 0-0 | 0 | 0-0 | 0 |
| 11/10/18 | Tulsa | 1 | 0 | 1 | 0-0 | 0-0 | 0 | 0-0 | 0 | 0-0 | 0 |
| 11/16/18 | at SMU | 0 | 1 | 1 | 0.5-3 | 0-0 | 0 | 0-0 | 0 | 0-0 | 0 |
| 11/23/18 | Houston | 2 | 1 | 3 | 1.5-5 | 1-4 | 1 | 0-0 | 0 | 0-0 | 0 |
| 12/1/18 | at UCF | 0 | 0 | 0 | 0-0 | 0-0 | 0 | 0-0 | 0 | 0-0 | 0 |
| 12/22/18 | vs Wake Forest | 1 | 0 | 1 | 0-0 | 0-0 | 0 | 0-0 | 2 | 0-0 | 0 |
| 8/31/19 | Ole Miss | 0 | 1 | 1 | 0-0 | 0-0 | 0 | 0-0 | 0 | 0-0 | 0 |
| 9/7/19 | Southern | 0 | 0 | 0 | 0-0 | 0-0 | 0 | 0-0 | 1 | 0-0 | 0 |
| 9/14/19 | S. Alabama | 0 | 3 | 3 | 0.5-1 | 0-0 | 0 | 0-0 | 0 | 0-0 | 1 |
| 9/26/19 | Navy | 2 | 2 | 4 | 0-0 | 0-0 | 0 | 0-0 | 0 | 0-0 | 0 |
| 10/5/19 | at ULM | 0 | 1 | 1 | 0-0 | 0-0 | 0 | 0-0 | 0 | 0-0 | 0 |
| 10/12/19 | at Temple | 0 | 0 | 0 | 0-0 | 0-0 | 0 | 0-0 | 0 | 0-0 | 0 |
| 10/19/19 | Tulane | 0 | 1 | 1 | 0-0 | 0-0 | 0 | 0-0 | 0 | 0-0 | 0 |
| 10/26/19 | at Tulsa | 0 | 3 | 3 | 0-0 | 0-0 | 0 | 0-0 | 0 | 0-0 | 0 |
| 11/2/19 | SMU | 0 | 0 | 0 | 0-0 | 0-0 | 0 | 0-0 | 0 | 0-0 | 0 |
| 11/16/19 | at Houston | 0 | 1 | 1 | 0-0 | 0-0 | 0 | 0-0 | 0 | 0-0 | 0 |
| 11/23/19 | at USF | 1 | 1 | 2 | 0-0 | 0-0 | 0 | 0-0 | 0 | 0-0 | 0 |
| 11/29/19 | Cincinnati | 1 | 0 | 1 | 1-1 | 0-0 | 0 | 0-0 | 0 | 0-0 | 0 |
| 12/7/19 | Cincinnati | 0 | 0 | 0 | 0-0 | 0-0 | 0 | 0-0 | 0 | 0-0 | 0 |

(rush/receive) with 18 (2018)... Game: Tied school record for rushing TD (4; vs Houston, 2017).

CAREER HIGHS

| | |
|----------------------|---|
| Rush Attempts | 30, vs Wake Forest, Dec. 22, 2018 |
| Rush Yards | 161, vs UConn, Oct. 6, 2018 |
| Long Rush | 70, at UCF, Dec. 1, 2018 |
| Rushing Touchdowns | 4, at Houston, Oct. 19, 2017 |
| Receptions | 4, 3x, last vs Ole Miss, Aug. 31, 2019 |
| Receiving Yards | 75, vs Mercer, Sept. 1, 2018 |
| Receiving Touchdowns | 1, 3x, last vs Wake Forest, Dec. 22, 2018 |
| Long Reception | 75, vs Mercer, Sept. 1, 2018 |
| All-Purpose Yards | 173, vs UConn, Oct. 6, 2018 |

RUSHING


| YEAR | GP/GS | ATT | YARDS | TD | LONG | AVG/C | AVG/G |
|--------------|-------------|------------|-------------|-----------|-----------|------------|-------------|
| 2016 | 13/0 | 93 | 546 | 2 | 51 | 5.9 | 42.0 |
| 2017 | 12/2 | 157 | 866 | 13 | 66 | 5.5 | 72.2 |
| 2018 | 14/1 | 208 | 1122 | 16 | 70 | 5.4 | 80.1 |
| 2019 | 5/1 | 70 | 300 | 4 | 21 | 4.3 | 60.0 |
| TOTAL | 44/4 | 528 | 2834 | 35 | 70 | 5.4 | 64.4 |

RECEIVING

| YEARS | GP/GS | REC | YARDS | TD | LONG | REC/G | AVG/C | AVG/G |
|--------------|-------------|-----------|------------|----------|-----------|------------|------------|------------|
| 2016 | 13/0 | 11 | 37 | 0 | 17 | 0.8 | 3.4 | 2.8 |
| 2017 | 12/2 | 19 | 148 | 1 | 47 | 1.6 | 7.8 | 12.3 |
| 2018 | 14/1 | 17 | 197 | 2 | 75 | 1.2 | 11.6 | 14.1 |
| 2019 | 4/1 | 7 | 43 | 0 | 22 | 1.4 | 6.1 | 8.6 |
| TOTAL | 44/4 | 54 | 425 | 3 | 75 | 1.2 | 7.9 | 9.7 |

RUSHING GAME-BY-GAME

| DATE | OPPONENT | NO | YDS | AVG | TD | LG |
|-----------|----------------|----|-----|------|----|---------------------|
| 9/3/16 | SEMO | 7 | 86 | 12.3 | 0 | 51 |
| 9/17/16 | Kansas | 13 | 88 | 6.8 | 0 | 32 |
| 9/24/16 | Bowling Green | 5 | 45 | 9.0 | 1 | 38 |
| 10/1/16 | at Ole Miss | 5 | 20 | 4.0 | 0 | 11 |
| 10/6/16 | Temple | 0 | 0 | 0.0 | 0 | 0 |
| 10/14/16 | at Tulane | 5 | 3 | 0.6 | 0 | 7 |
| 10/22/16 | at Navy | 4 | 18 | 4.5 | 1 | 7 |
| 10/29/16 | Tulsa | 15 | 92 | 6.1 | 0 | 43 |
| 11/5/16 | at SMU | 3 | 7 | 2.3 | 0 | 3 |
| 11/12/16 | USF | 9 | 79 | 8.8 | 0 | 35 |
| 11/18/16 | at Cincinnati | 17 | 38 | 2.2 | 0 | 8 |
| 11/25/16 | Houston | 7 | 36 | 5.1 | 0 | 11 |
| 12/20/16 | vs W. Kentucky | 3 | 34 | 11.3 | 0 | 23 |
| 8/31/17 | ULM | 15 | 131 | 8.7 | 1 | 66 |
| 9/16/17 | UCLA | 12 | 39 | 3.3 | 0 | 10 |
| 9/23/17 | SIU | 16 | 77 | 4.8 | 1 | 22 |
| 9/30/17 | at UCF | 9 | 29 | 3.2 | 1 | 9 |
| 10/6/17 | at UConn | | | | | Did Not Play - Inj. |
| 10/14/17 | Navy | 5 | 31 | 6.2 | 0 | 12 |
| 10/19/17 | at Houston | 14 | 39 | 2.8 | 4 | 11 |
| 10/27/17 | Tulane | 14 | 50 | 3.6 | 0 | 14 |
| 11/3/17 | at Tulsa | 12 | 56 | 4.7 | 1 | 18 |
| 11/18/17 | SMU | 18 | 112 | 6.2 | 2 | 18 |
| 11/25/17* | ECU | 6 | 127 | 21.2 | 2 | 60 |
| 12/2/17 | at UCF | 19 | 107 | 5.6 | 1 | 38 |
| 12/30/17* | vs Iowa State | 17 | 68 | 4.0 | 0 | 22 |
| 9/1/18 | Mercer | 9 | 52 | 5.8 | 1 | 17 |
| 9/8/18 | at Navy | 7 | 28 | 4.0 | 0 | 11 |
| 9/14/18 | Georgia State | 5 | 15 | 3.0 | 0 | 7 |
| 9/22/18 | South Alabama | 17 | 75 | 4.4 | 2 | 25 |
| 9/28/18 | at Tulane | 2 | 6 | 3.0 | 0 | 6 |
| 10/6/18 | UConn | 11 | 161 | 14.6 | 3 | 35 |
| 10/13/18 | UCF | 11 | 47 | 4.3 | 0 | 17 |
| 10/20/18 | at Missouri | 26 | 115 | 4.4 | 2 | 21 |
| 11/3/18 | at ECU | 16 | 59 | 3.7 | 1 | 11 |
| 11/10/18 | Tulsa | 20 | 96 | 4.8 | 1 | 12 |
| 11/16/18 | at SMU | 20 | 112 | 5.6 | 2 | 34 |
| 11/23/18 | Houston | 19 | 128 | 6.7 | 2 | 57 |
| 12/1/18 | at UCF | 15 | 118 | 7.9 | 1 | 70 |
| 12/22/18* | vs Wake Forest | 30 | 110 | 3.7 | 1 | 10 |
| 8/31/19* | Ole Miss | 27 | 128 | 4.7 | 1 | 15 |
| 9/7/19 | Southern | | | | | Did Not Play - Inj. |
| 9/14/19 | at S. Alabama | | | | | Did Not Play - Inj. |
| 9/26/19 | Navy | | | | | Did Not Play - Inj. |
| 10/5/19 | at ULM | | | | | Did Not Play - Inj. |
| 10/12/19 | at Temple | | | | | Did Not Play - Inj. |
| 10/26/19 | at Tulsa | | | | | Did Not Play - Inj. |
| 11/2/19 | SMU | | | | | Did Not Play - Inj. |
| 11/16/19 | at Houston | 5 | 14 | 2.8 | 0 | 5 |
| 11/23/19 | at USF | 17 | 95 | 5.6 | 3 | 21 |



#6 PATRICK TAYLOR JR. | RUNNING BACK

SENIOR | 3L | 6-3 | 227
HUMBLE, TEXAS
ATASCOCITA HS
MAJOR: MANAGEMENT

- Went over 1,000 yards rushing in the AAC Championship game (2018)
- Doak Walker Award Watch List (2019)
- Maxwell Award Preseason Watch List (2019)
- AFCA Good Works Team nominee (2019)
- Reese's Senior Bowl Watch List (2019)
- Highland Hundred True Tiger Award (2019)
- Highland Hundred Most Improved Offensive Player (2018)

CAREER

Graduated in Dec. 2019 ... Has played in 44 games, making four starts ... Has 2,834 rushing yards on 528 carries with 35 TD ... Has 11 games with 100 or more yards rushing ... Has nine multi-TD games (rush TD only) ... Has 54 catches for 425 yards with three TD ... Has 3,263 all-purpose yards with 38 TD ... Has 11 multi-TD games (rush/receive combined) ... Has one kick return for four yards.

HONORS (ACADEMIC/ATHLETIC)

Three-time AAC All-Academic Team (2016-17, 2017-18, 2018-19) ... Tiger 3.0 Club for the 2017 fall, 2018 spring, 2018 fall and 2019 spring semesters.

ON THE CHARTS

Career: Fourth in carries (528) ... Third in rushing yards (2,834) ... Tied for fourth in yards per rush (5.4) ... Fourth in rushing TD (35) ... Tied for fourth in 100-yard rushing games (11) ... Sixth in all-purpose yards (3,263) ... Fourth in most TD scored (38) ... Season: Tied for eighth in carries with 208 (2018) ... Eighth in rushing yards with 1,122 (2018) ... Fourth in rushing TD with 16 (2018) ... Tied for sixth in 100-yard rushing games with six (2018) ... Tied for fourth in consecutive 100-yard rushing games with four (2018) ... 13th in all-purpose yards with 1,323 (2018) Tied for eighth in points scored with 108 (2018) ... Tied for fourth in most TD scored

| | | | | | | |
|----------|------------|----|----|-----|---|----|
| 11/29/19 | Cincinnati | 10 | 25 | 2.5 | 0 | 6 |
| 12/7/19 | Cincinnati | 11 | 38 | 3.5 | 0 | 13 |

RECEIVING GAME-BY-GAME

| DATE | OPPONENT | NO | YDS | AVG | TD | LG |
|-----------|----------------|----|---------------------|------|----|----|
| 9/3/16 | SEMO | 0 | 0 | 0 | 0 | 0 |
| 9/17/16 | Kansas | 2 | 21 | 10.5 | 0 | 17 |
| 9/24/16 | Bowling Green | 0 | 0 | 0.0 | 0 | 0 |
| 10/1/16 | at Ole Miss | 0 | 0 | 0.0 | 0 | 0 |
| 10/6/16 | Temple | 0 | 0 | 0.0 | 0 | 0 |
| 10/14/16 | at Tulane | 1 | 0 | 0.0 | 0 | 0 |
| 10/22/16 | at Navy | 1 | 5 | 5.0 | 0 | 5 |
| 10/29/16 | Tulsa | 0 | 0 | 0.0 | 0 | 0 |
| 11/5/16 | at SMU | 2 | -7 | -3.5 | 0 | 0 |
| 11/12/16 | USF | 1 | 2 | 2.0 | 0 | 2 |
| 11/18/16 | at Cincinnati | 3 | 13 | 4.3 | 0 | 7 |
| 11/25/16 | Houston | 0 | 0 | 0.0 | 0 | 0 |
| 12/20/16 | vs W. Kentucky | 1 | 3 | 3.0 | 0 | 3 |
| 8/31/17 | ULM | 1 | 3 | 3.0 | 0 | 3 |
| 9/16/17 | UCLA | 1 | 47 | 47.0 | 1 | 47 |
| 9/23/17 | SIU | 2 | 27 | 13.5 | 0 | 17 |
| 9/30/17 | at UCF | 3 | 10 | 3.3 | 0 | 5 |
| 10/6/17 | at UConn | | Did Not Play - Inj. | | | |
| 10/14/17 | Navy | 0 | 0 | 0.0 | 0 | 0 |
| 10/19/17 | at Houston | 3 | 21 | 7.0 | 0 | 9 |
| 10/27/17 | Tulane | 0 | 0 | 0.0 | 0 | 0 |
| 11/3/17 | at Tulsa | 1 | -4 | -4 | 0 | 0 |
| 11/18/17 | SMU | 1 | -1 | -1 | 0 | 0 |
| 11/25/17* | ECU | 0 | 0 | 0.0 | 0 | 0 |
| 12/2/17 | at UCF | 3 | 11 | 3.7 | 0 | 9 |
| 12/30/17* | vs Iowa State | 4 | 34 | 8.5 | 0 | 27 |
| 9/1/18 | Mercer | 1 | 75 | 75.0 | 1 | 75 |
| 9/8/18 | at Navy | 2 | 8 | 4.0 | 0 | 5 |
| 9/14/18 | Georgia State | 2 | 35 | 17.5 | 0 | 22 |
| 9/22/18 | South Alabama | 0 | 0 | 0.0 | 0 | 0 |
| 9/28/18 | at Tulane | 0 | 0 | 0.0 | 0 | 0 |
| 10/6/18 | UConn | 1 | 12 | 12.0 | 0 | 12 |
| 10/13/18 | UCF | 0 | 0 | 0.0 | 0 | 0 |
| 10/20/18 | at Missouri | 0 | 0 | 0.0 | 0 | 0 |
| 11/3/18 | at ECU | 1 | 1 | 1.0 | 0 | 1 |
| 11/10/18 | Tulsa | 0 | 0 | 0.0 | 0 | 0 |
| 11/16/18 | at SMU | 2 | 19 | 9.5 | 0 | 10 |
| 11/23/18 | Houston | 3 | 23 | 7.7 | 0 | 9 |
| 12/1/18 | at UCF | 4 | 23 | 5.8 | 0 | 15 |
| 12/22/18 | vs Wake Forest | 1 | 1 | 1.0 | 1 | 1 |
| 8/31/19* | Ole Miss | 4 | 25 | 6.3 | 0 | 22 |
| 9/7/19 | Southern | | Did Not Play - Inj. | | | |
| 9/14/19 | at S. Alabama | | Did Not Play - Inj. | | | |
| 9/26/19 | Navy | | Did Not Play - Inj. | | | |
| 10/5/19 | at ULM | | Did Not Play - Inj. | | | |
| 10/12/19 | at Temple | | Did Not Play - Inj. | | | |
| 10/19/19 | Tulane | | Did Not Play - Inj. | | | |
| 10/26/19 | at Tulsa | | Did Not Play - Inj. | | | |
| 11/2/19 | SMU | | Did Not Play - Inj. | | | |
| 11/16/19 | at Houston | 0 | 0 | 0.0 | 0 | 0 |
| 11/23/19 | at USF | 1 | 20 | 20.0 | 0 | 20 |
| 11/29/19 | Cincinnati | 0 | 0 | 0.0 | 0 | 0 |
| 12/7/19 | Cincinnati | 2 | -2 | -1.0 | 0 | 0 |



#21 TIMOTHY TAYLOR | RUNNING BACK

R-SOPHOMORE | 1L | 5-10 | 199
 MEMPHIS, TENN.
 EAST HS
 MAJOR: SPORT AND LEISURE MANAGEMENT

CAREER

Member of the team for three seasons ... Saw first season of on-field action in 2018 after redshirting in 2017 ... Has played in 10 games ... Has 25 rushes for 92 yards ... Has a long rush of 17 yards ... Has two years of eligibility remaining.

CAREER HIGHS

| | |
|----------------|---------------------------------------|
| Rush Attempts | 5, 2x last vs Southern, Sept. 7, 2019 |
| Rush Yards | 27, vs UConn, Oct. 6, 2018 |
| Long Rush | 17, vs UConn, Oct. 6, 2018 |
| Long Reception | 10, vs Southern, Sept. 7, 2019 |

RUSHING

| YEAR | GP/GS | ATT | YARDS | TD | LONG | AVG/C | AVG/G |
|--------------|-------------|-----------|-----------|----------|-----------|------------|------------|
| 2018 | 5/0 | 14 | 62 | 0 | 17 | 4.4 | 12.4 |
| 2019 | 5/0 | 11 | 30 | 0 | 9 | 2.7 | 6.0 |
| TOTAL | 10/0 | 25 | 92 | 0 | 17 | 3.7 | 9.2 |

RECEIVING

| YEARS | GP/GS | REC | YARDS | TD | LONG | REC/G | AVG/C | AVG/G |
|--------------|-------------|----------|-----------|----------|-----------|------------|------------|------------|
| 2018 | 5/0 | 0 | 0 | 0 | 0 | 0.0 | 0.0 | 0.0 |
| 2019 | 5/0 | 2 | 13 | 0 | 10 | 0.5 | 6.5 | 3.3 |
| TOTAL | 10/0 | 2 | 13 | 0 | 10 | 0.2 | 6.5 | 1.4 |

RUSHING GAME-BY-GAME

| DATE | OPPONENT | NO | YDS | AVG | TD | LG |
|----------|----------------|----|--------------|-----|----|----|
| 9/1/18 | Mercer | 5 | 13 | 2.6 | 0 | 7 |
| 9/8/18 | at Navy | | Did Not Play | | | |
| 9/14/18 | Georgia State | 3 | 12 | 4.0 | 0 | 6 |
| 9/22/18 | South Alabama | | Did Not Play | | | |
| 9/28/18 | at Tulane | 0 | 0 | 0.0 | 0 | 0 |
| 10/6/18 | UConn | 4 | 27 | 6.8 | 0 | 17 |
| 10/13/18 | UCF | | Did Not Play | | | |
| 10/20/18 | at Missouri | | Did Not Play | | | |
| 11/3/18 | at ECU | | Did Not Play | | | |
| 11/10/18 | Tulsa | 2 | 10 | 5.0 | 0 | 8 |
| 11/16/18 | at SMU | | Did Not Play | | | |
| 11/23/18 | Houston | | Did Not Play | | | |
| 12/1/18 | at UCF | | Did Not Play | | | |
| 12/22/18 | vs Wake Forest | | Did Not Play | | | |
| 8/31/19 | Ole Miss | | Did Not Play | | | |
| 9/7/19 | Southern | 5 | 18 | 3.6 | 0 | 9 |
| 9/14/19 | at S. Alabama | 2 | 8 | 4.0 | 0 | 5 |
| 9/26/19 | Navy | | Did Not Play | | | |
| 10/5/19 | at ULM | | Did Not Play | | | |
| 10/12/19 | at Temple | 0 | 0 | 0.0 | 0 | 0 |
| 10/19/19 | Tulane | 2 | 2 | 1.0 | 0 | 4 |
| 10/26/19 | at Tulsa | | Did Not Play | | | |
| 11/2/19 | SMU | | Did Not Play | | | |
| 11/16/19 | at Houston | | Did Not Play | | | |
| 11/23/19 | at USF | 2 | 2 | 1.0 | 0 | 3 |
| 11/29/19 | Cincinnati | | Did Not Play | | | |
| 12/7/19 | Cincinnati | | Did Not Play | | | |

RECEIVING GAME-BY-GAME

| DATE | OPPONENT | NO | YDS | AVG | TD | LG |
|----------|---------------|----|--------------|------|----|----|
| 8/31/19 | Ole Miss | | Did Not Play | | | |
| 9/7/19 | Southern | 1 | 10 | 10.0 | 0 | 10 |
| 9/14/19 | at S. Alabama | 1 | 3 | 1.5 | 0 | 3 |
| 9/26/19 | Navy | | Did Not Play | | | |
| 10/5/19 | at ULM | | Did Not Play | | | |
| 10/12/19 | at Temple | 0 | 0 | 0.0 | 0 | 0 |
| 10/19/19 | Tulane | 0 | 0 | 0.0 | 0 | 0 |
| 10/26/19 | at Tulsa | | Did Not Play | | | |
| 11/2/19 | SMU | | Did Not Play | | | |
| 11/16/19 | at Houston | | Did Not Play | | | |
| 11/23/19 | at USF | 0 | 0 | 0.0 | 0 | 0 |
| 11/29/19 | Cincinnati | | Did Not Play | | | |
| 12/7/19 | Cincinnati | | Did Not Play | | | |



#58 BRIAN THOMAS | OFFENSIVE LINE

JUNIOR | TR | 6-4 | 310
 BATON ROUGE, LA.
 SCOTLANDVILLE HS/HUTCHINSON CC
 MAJOR: PSYCHOLOGY

CAREER

Transfer from Hutchinson Community College ... Made Memphis debut at South Alabama ... Has two years of eligibility.

CAREER HIGHS

Offensive Plays..... 14, at South Alabama, Sept. 14, 2019

OFFENSIVE LINE

| YEAR | GAMES/STARTS | PLAYS/TOTAL TEAM PLAYS |
|--------------|--------------|------------------------|
| 2019 | 1/0 | 14/906 |
| TOTAL | 1/0 | 14/906 |

OFFENSIVE LINE GAME-BY-GAME

| DATE | OPPONENT | POSITION - PLAYS |
|----------|---------------|---------------------|
| 8/31/19 | Ole Miss | Did Not Play |
| 9/7/19 | Southern | Did Not Play |
| 9/14/19 | at S. Alabama | Left Tackle - 14/67 |
| 9/26/19 | Navy | Did Not Play |
| 10/5/19 | at ULM | Did Not Play |
| 10/12/19 | at Temple | Did Not Play |
| 10/19/19 | Tulane | Did Not Play |
| 10/26/19 | at Tulsa | Did Not Play |
| 11/2/19 | SMU | Did Not Play |
| 11/16/19 | at Houston | Did Not Play |
| 11/23/19 | at USF | Did Not Play |
| 11/29/19 | Cincinnati | Did Not Play |
| 12/6/19 | Cincinnati | Did Not Play |



#12 LA'ANDRE THOMAS | DEFENSIVE BACK

R-SOPHOMORE | 2L | 6-1 | 185
 JACKSON, MISS.
 WINGFIELD HS
 MAJOR: PROFESSIONAL STUDIES

CAREER

Dual-threat QB out of high school that made a successful move to the defensive backfield ... Made a second move in the spring of 2018, switching to a safety spot ... Has played in 29 games with 15 starts ... Has 78 total stops (60 solo), including 3.5 TFL ... Has seven PBU and two interceptions, including one returned for a TD ... Also has a fumble recovery and 10 multi-tackle games.

HONORS (ACADEMIC/ATHLETIC)

Tiger 3.0 Club for the 2017 fall semester.

CAREER HIGHS

Tackles 10, at Tulsa, Oct. 26, 2019
 Tackles for Loss 1, 3x, last vs Southern, Sept. 7, 2019
 Sack 1 vs Ole Miss, Aug. 31, 2019
 Pass Breakups 2, vs ECU, Nov. 25, 2017
 Interceptions 1, 2x, last at ULM, Oct. 5, 2019

TACKLES

| YEAR | GP/GS | UA | A | TOTAL | TFL | TFLY | PD | FF | FR | BLK |
|--------------|--------------|-----------|-----------|-----------|------------|----------|----------|----------|----------|----------|
| 2017 | 12/0 | 10 | 3 | 13 | 0.5 | 0 | 4 | 0 | 0 | 0 |
| 2018 | 4/2 | 4 | 0 | 4 | 1.0 | 1 | 1 | 0 | 0 | 0 |
| 2019 | 13/13 | 46 | 15 | 61 | 2.0 | 8 | 2 | 1 | 1 | 0 |
| Total | 29/15 | 60 | 18 | 78 | 3.5 | 9 | 7 | 1 | 1 | 0 |

SACKS

| YEAR | GP/GS | UA | A | TOTAL | YARDS |
|--------------|--------------|----------|----------|----------|----------|
| 2017 | 12/0 | 0 | 0 | 0 | 0 |
| 2018 | 4/2 | 0 | 0 | 0 | 0 |
| 2019 | 13/13 | 1 | 0 | 1 | 7 |
| Total | 29/15 | 1 | 0 | 1 | 7 |

INTERCEPTIONS

| YEAR | GP | NO | Yards | TD | Long | Avg/R | Avg/G |
|--------------|--------------|----------|-----------|----------|-----------|-------------|------------|
| 2017 | 12/0 | 1 | 0 | 0 | 0 | 0.0 | 0.0 |
| 2018 | 4/2 | 0 | 0 | 0 | 0 | 0.0 | 0.0 |
| 2019 | 13/13 | 1 | 33 | 1 | 33 | 33.0 | 2.5 |
| Total | 29/15 | 2 | 33 | 1 | 33 | 16.5 | 1.1 |

DEFENSE GAME-BY-GAME

| DATE | OPPONENT | UT | AT | TT | TFL | SK | FF | FR | PD | INT | QBH |
|----------|---------------|----|----|----|-------|-----|----|-----|----|-----|-----|
| 8/31/17 | ULM | 1 | 0 | 1 | 0-0 | 0-0 | 0 | 0-0 | 0 | 0-0 | 0 |
| 9/16/17 | UCLA | 0 | 0 | 0 | 0-0 | 0-0 | 0 | 0-0 | 0 | 0-0 | 0 |
| 9/23/17 | SIU | 1 | 0 | 1 | 0-0 | 0-0 | 0 | 0-0 | 1 | 0-0 | 0 |
| 9/30/17 | at UCF | 1 | 1 | 2 | 0.5-0 | 0-0 | 0 | 0-0 | 0 | 0-0 | 0 |
| 10/6/17 | at UConn | 1 | 0 | 1 | 0-0 | 0-0 | 0 | 0-0 | 0 | 0-0 | 0 |
| 10/14/17 | Navy | 1 | 0 | 1 | 0-0 | 0-0 | 0 | 0-0 | 0 | 0-0 | 0 |
| 10/19/17 | at Houston | 1 | 1 | 2 | 0-0 | 0-0 | 0 | 0-0 | 0 | 0-0 | 0 |
| 10/27/17 | Tulane | 0 | 0 | 0 | 0-0 | 0-0 | 0 | 0-0 | 0 | 0-0 | 0 |
| 11/3/17 | at Tulsa | 1 | 0 | 1 | 0-0 | 0-0 | 0 | 0-0 | 1 | 0-0 | 0 |
| 11/25/17 | ECU | 2 | 1 | 3 | 0-0 | 0-0 | 0 | 0-0 | 2 | 1-0 | 0 |
| 12/2/17 | at UCF | 1 | 0 | 1 | 0-0 | 0-0 | 0 | 0-0 | 0 | 0-0 | 0 |
| 12/30/17 | vs Iowa State | 0 | 0 | 0 | 0-0 | 0-0 | 0 | 0-0 | 0 | 0-0 | 0 |
| 9/1/18* | Mercer | 1 | 0 | 1 | 0-0 | 0-0 | 0 | 0-0 | 0 | 0-0 | 0 |

| | | | | | | | | | | | |
|-----------|----------------|---|---|----|-----|-----|---|-----|---|---------------------|---|
| 9/8/18 | at Navy | 0 | 0 | 0 | 0-0 | 0-0 | 0 | 0-0 | 0 | 0-0 | 0 |
| 9/14/18* | Georgia State | 0 | 0 | 0 | 0-0 | 0-0 | 0 | 0-0 | 1 | 0-0 | 0 |
| 9/22/18 | S. Alabama | | | | | | | | | Did Not Play - Inj. | |
| 9/28/18 | at Tulane | | | | | | | | | Did Not Play - Inj. | |
| 10/6/18 | UConn | | | | | | | | | Did Not Play - Inj. | |
| 10/13/18 | UCF | | | | | | | | | Did Not Play - Inj. | |
| 10/20/18 | at Missouri | | | | | | | | | Did Not Play - Inj. | |
| 11/3/18 | at ECU | | | | | | | | | Did Not Play - Inj. | |
| 11/10/18 | Tulsa | | | | | | | | | Did Not Play | |
| 11/16/18 | at SMU | | | | | | | | | Did Not Play | |
| 11/23/18 | Houston | 3 | 0 | 3 | 1-1 | 0-0 | 0 | 0 | 0 | 0-0 | 0 |
| 12/1/18 | at UCF | | | | | | | | | Did Not Play | |
| 12/22/18 | vs Wake Forest | | | | | | | | | Did Not Play | |
| 8/31/19* | Ole Miss | 3 | 0 | 3 | 1-7 | 1-7 | 0 | 0-0 | 0 | 0-0 | 0 |
| 9/7/19* | Southern | 5 | 1 | 6 | 1-1 | 0-0 | 0 | 0-0 | 0 | 0-0 | 0 |
| 9/14/19* | at S. Alabama | 0 | 1 | 1 | 0-0 | 0-0 | 0 | 0-0 | 0 | 0-0 | 1 |
| 9/26/19* | Navy | 1 | 1 | 2 | 0-0 | 0-0 | 0 | 0-0 | 1 | 0-0 | 0 |
| 10/5/19* | at ULM | 7 | 2 | 9 | 0-0 | 0-0 | 0 | 0-0 | 0 | 1-33 | 0 |
| 10/12/19* | at Temple | 4 | 2 | 6 | 0-0 | 0-0 | 0 | 0-0 | 0 | 0-0 | 0 |
| 10/19/19* | Tulane | 4 | 1 | 5 | 0-0 | 0-0 | 0 | 0-0 | 0 | 0-0 | 0 |
| 10/26/19* | at Tulsa | 7 | 3 | 10 | 0-0 | 0-0 | 0 | 0-0 | 0 | 0-0 | 0 |
| 11/2/19* | SMU | 5 | 1 | 6 | 0-0 | 0-0 | 0 | 0-0 | 0 | 0-0 | 0 |
| 11/16/19* | at Houston | 1 | 1 | 2 | 0-0 | 0-0 | 0 | 0-0 | 0 | 0-0 | 0 |
| 11/23/19* | at USF | 1 | 1 | 2 | 0-0 | 0-0 | 0 | 0-0 | 0 | 0-0 | 0 |
| 11/29/19* | Cincinnati | 2 | 0 | 2 | 0-0 | 0-0 | 0 | 0-0 | 0 | 0-0 | 0 |
| 12/7/19* | Cincinnati | 6 | 1 | 7 | 0-0 | 0-0 | 0 | 1-0 | 0 | 0-0 | 0 |



#18 TAHJ WASHINGTON | WIDE RECEIVER

FRESHMAN | HS | 5-11 | 165
 MARSHALL, TEXAS
 MARSHALL HS
 MAJOR: MARKETING MANAGEMENT

CAREER

Made collegiate debut against Southern.

CAREER HIGHS


Receptions 1, 3x, last at USF, Nov. 23, 2019
 Receiving Yards 26, at Houston, Nov. 16, 2019

RECEIVING

| YEARS | GP/GS | REC | YARDS | TD | LONG | REC/G | AVG/C | AVG/G |
|--------------|------------|----------|-----------|----------|-----------|------------|-------------|-------------|
| 2019 | 3/0 | 3 | 32 | 0 | 26 | 1.0 | 10.7 | 10.7 |
| TOTAL | 3/0 | 3 | 32 | 0 | 26 | 1.0 | 10.7 | 10.7 |

RECEIVING GAME-BY-GAME

| DATE | OPPONENT | NO | YDS | AVG | TD | LG |
|----------|------------|----|-----|------|----|--------------|
| 8/31/19 | Ole Miss | | | | | Did Not Play |
| 9/7/19 | Southern | 1 | 3 | 3.0 | 0 | 3 |
| 9/14/19 | S. Alabama | | | | | Did Not Play |
| 9/26/19 | Navy | | | | | Did Not Play |
| 10/5/19 | at ULM | | | | | Did Not Play |
| 10/12/19 | at Temple | | | | | Did Not Play |
| 10/19/19 | Tulane | | | | | Did Not Play |
| 10/26/19 | at Tulsa | | | | | Did Not Play |
| 11/2/19 | SMU | | | | | Did Not Play |
| 11/16/19 | at Houston | 1 | 26 | 26.0 | 0 | 26 |
| 11/23/19 | at USF | 1 | 3 | 3.0 | 0 | 3 |
| 11/29/19 | Cincinnati | | | | | Did Not Play |
| 12/7/19 | Cincinnati | | | | | Did Not Play |



#17 KYLAN WATKINS | RUNNING BACK

R-SOPHOMORE | SQ | 5-11 | 178
 MEMPHIS, TENN.
 WHITEHAVEN HS | UT MARTIN
 MAJOR: COMMUNICATION

• Glenn Jones Offensive Scout Team Player of the Year (2018)

CAREER

Began collegiate career at UT Martin ... Transferred to Memphis prior to 2018 season ... Made Memphis debut against Southern ... Has rushed for 325 yards on 62 carries ... Has also tallied 40 receiving yards on five catches.

CAREER HIGHS

Rush Attempts 11, at South Alabama, Sept. 14, 2019
 Rush Yards 113, at South Alabama, Sept. 14, 2019
 Long Rush 72, at South Alabama, Sept. 14, 2019
 Rushing Touchdowns 1, 3x, last at Temple, Oct. 12, 2019
 Receptions 2, at ULM, Oct. 5, 2019
 Receiving Yards 26, at ULM, Oct. 5, 2019
 Long Reception 24, at ULM, Oct. 5, 2019
 Receiving Touchdowns 1, at ULM, Oct. 5, 2019

RUSHING

| YEAR | GP/GS | ATT | YARDS | TD | LONG | AVG/C | AVG/G |
|--------------|-------------|-----------|------------|----------|-----------|------------|-------------|
| 2019 | 11/0 | 62 | 325 | 3 | 72 | 5.2 | 29.5 |
| TOTAL | 11/0 | 62 | 325 | 3 | 72 | 5.2 | 29.5 |

RECEIVING

| YEAR | GP/GS | REC | YARDS | TD | LONG | REC/G | AVG/C | AVG/G |
|--------------|-------------|----------|-----------|----------|-----------|------------|------------|------------|
| 2019 | 11/0 | 5 | 40 | 1 | 24 | 0.5 | 8.0 | 3.6 |
| TOTAL | 11/0 | 5 | 40 | 1 | 24 | 0.5 | 8.0 | 3.6 |

RUSHING GAME-BY-GAME

| DATE | OPPONENT | NO | YDS | AVG | TD | LG |
|----------|---------------|----|-----|------|----|--------------|
| 8/31/19 | Ole Miss | 0 | 0 | 0.0 | 0 | 0 |
| 9/7/19 | Southern | 10 | 35 | 3.5 | 1 | 9 |
| 9/14/19 | at S. Alabama | 11 | 113 | 10.3 | 0 | 72 |
| 9/26/19 | Navy | 3 | 18 | 6.0 | 0 | 16 |
| 10/5/19 | at ULM | 10 | 48 | 4.8 | 1 | 14 |
| 10/12/19 | at Temple | 4 | 27 | 6.8 | 1 | 23 |
| 10/19/19 | Tulane | 7 | 14 | 2.0 | 0 | 8 |
| 10/26/19 | at Tulsa | 2 | 10 | 5.0 | 0 | 5 |
| 11/2/19 | SMU | 5 | 10 | 2.0 | 0 | 8 |
| 11/16/19 | at Houston | 8 | 39 | 4.9 | 0 | 18 |
| 11/23/19 | at USF | 2 | 11 | 5.5 | 0 | 6 |
| 11/29/19 | Cincinnati | | | | | Did Not Play |
| 12/7/19 | Cincinnati | | | | | Did Not Play |

RECEIVING GAME-BY-GAME

| DATE | OPPONENT | NO | YDS | AVG | TD | LG |
|----------|---------------|----|-----|------|----|--------------|
| 8/31/19 | Ole Miss | | | | | Did Not Play |
| 9/7/19 | Southern | 1 | 2 | 2.0 | 0 | 2 |
| 9/14/19 | at S. Alabama | 1 | 18 | 18.0 | 1 | 18 |
| 9/26/19 | Navy | | | | | Did Not Play |
| 10/6/19 | at ULM | 2 | 26 | 13.0 | 0 | 24 |
| 10/12/19 | at Temple | 0 | 0 | 0.0 | 0 | 0 |
| 10/19/19 | Tulane | 0 | 0 | 0.0 | 0 | 0 |
| 10/26/19 | at Tulsa | 1 | -6 | -6.0 | 0 | 0 |
| 11/2/19 | SMU | 0 | 0 | 0.0 | 0 | 0 |
| 11/16/19 | at Houston | 0 | 0 | 0.0 | 0 | 0 |
| 11/23/19 | at USF | 0 | 0 | 0.0 | 0 | 0 |
| 11/29/19 | Cincinnati | | | | | Did Not Play |
| 12/7/19 | Cincinnati | | | | | Did Not Play |



#26 MARQUAVIUS WEAVER | RUNNING BACK

R-SOPHOMORE | 1L | 5-10 | 201
BARTLETT, TENN.
BARTLETT HS
MAJOR: FINANCE

CAREER

Member of the team for three seasons ... Saw first season of on-field action in 2018 after redshirting in 2017 ... Has seen action in 13 games ... Has 11 carries for 59 yards ... Has a long rush of 32 yards ... Has two years of eligibility remaining.

CAREER HIGHS


Rush Attempts 4, vs Mercer, Sept. 1, 2018
 Rush Yards 32, vs Georgia State, Sept. 14, 2018
 Long Rush 32, vs Georgia State, Sept. 14, 2018

RUSHING

| YEAR | GP/GS | ATT | YARDS | TD | LONG | AVG/C | AVG/G |
|--------------|-------------|-----------|-----------|----------|-----------|------------|------------|
| 2018 | 5/0 | 8 | 48 | 0 | 32 | 6.0 | 9.6 |
| 2019 | 8/0 | 5 | 21 | 0 | 8 | 4.2 | 2.6 |
| TOTAL | 13/0 | 13 | 69 | 0 | 32 | 5.3 | 5.3 |

RUSHING GAME-BY-GAME

| DATE | OPPONENT | NO | YDS | AVG | TD | LG |
|----------|----------------|----|-----|------|----|--------------|
| 9/1/18 | Mercer | 4 | 14 | 3.5 | 0 | 7 |
| 9/8/18 | at Navy | | | | | Did Not Play |
| 9/14/18 | Georgia State | 1 | 32 | 32.0 | 0 | 32 |
| 9/22/18 | South Alabama | | | | | Did Not Play |
| 9/28/18 | at Tulane | | | | | Did Not Play |
| 10/6/18 | UConn | 2 | 5 | 2.5 | 0 | 5 |
| 10/13/18 | UCF | | | | | Did Not Play |
| 10/20/18 | at Missouri | | | | | Did Not Play |
| 11/3/18 | at ECU | 0 | 0 | 0 | 0 | 0 |
| 11/10/18 | Tulsa | 1 | -3 | -3 | 0 | -3 |
| 11/16/18 | at SMU | | | | | Did Not Play |
| 11/23/18 | Houston | | | | | Did Not Play |
| 12/1/18 | at UCF | | | | | Did Not Play |
| 12/22/18 | vs Wake Forest | | | | | Did Not Play |
| 8/31/19 | Ole Miss | | | | | Did Not Play |
| 9/7/19 | Southern | 2 | 6 | 3.0 | 0 | 5 |
| 9/14/19 | at S. Alabama | 1 | 2 | 2.0 | 0 | 2 |
| 9/26/19 | Navy | 0 | 0 | 0.0 | 0 | 0 |
| 10/5/19 | at ULM | 0 | 0 | 0.0 | 0 | 0 |
| 10/12/19 | at Temple | | | | | Did Not Play |
| 10/19/19 | Tulane | 0 | 0 | 0.0 | 0 | 0 |
| 10/26/19 | at Tulsa | | | | | Did Not Play |
| 11/2/19 | SMU | | | | | Did Not Play |
| 11/16/19 | at Houston | 0 | 0 | 0.0 | 0 | 0 |
| 11/23/19 | at USF | 2 | 13 | 6.5 | 0 | 0 |
| 11/29/19 | Cincinnati | | | | | Did Not Play |
| 12/7/19 | Cincinnati | | | | | Did Not Play |



#3 BRADY WHITE | QUARTERBACK

R-JUNIOR | 1L | 6-3 | 215
NEWHALL, CALIF.
HART HS/ARIZONA STATE
MAJOR: DOCTORATE IN HUMANITIES

- AAC All-Conference Second Team (2019)
- Manning Award Finalist (2019)
- Johnny Unitas Golden Arm Award Finalist (2019)
- College Football Performance Award Watch List (2019)
- Touchdown Club of Columbus' Players to Watch (2019)
- DeAngelo Williams Most Valuable Player Award (2019)
- Johnny Unitas Golden Arm Award Watch List (2018)

CAREER

Graduate transfer and was eligible immediately for the 2018 season ... Has one more year of eligibility remaining ... Transferred to Memphis from Arizona State in January 2018 ... Graduated from Arizona State with a bachelor's degree in business in December of 2017 ... Has 6,856 yards on 483-of-762 passing with 59 TD ... Has a long pass of 75 yards ... Has seven 300-yard passing performances ... Has 18 multi-TD passing games.

HONORS (ACADEMIC/ATHLETIC)

2016 PAC-12 Conference All-Academic first team (QB) ... Dean's List student for the 2018 fall and 2019 spring semesters ... Tiger 3.0 Club for the 2018 fall and 2019 spring semesters ... 2018-19 AAC All-Academic Team.

ON THE CHARTS

Career: Fourth in passing yards (6,856) ... Tied for third in TD passes (59) ... Fifth in completions (483) ... Season: Fourth (3,560 in 2019) and fifth (3,296 in 2018) in passing yards ... Second (33 in 2019) and fifth (26 in 2018) in TD passes ... Tied for sixth in completions with 246 (2018) ... Ninth in pass attempts with 392 (2018) ... Third (64.1 in 2019) and tied for seventh (62.7 in 2018) in completion percentage ... Game: Tied for fifth in passing TD with five on four separate occasions (vs Mercer, 2018; vs Georgia State, 2018; vs Tulane, 2019; at Houston, 2019) ... 15th in passing yards with 363 at Temple (2018).

CAREER HIGHS

| | |
|-------------------------|-----------------------------------|
| Pass Completions | 28, at Temple, Oct. 12, 2019 |
| Pass Attempts | 43, at Temple, Oct. 12, 2019 |
| Passing Yards | 363, at Temple, Oct. 12, 2019 |
| Passing Touchdowns..... | 5, 3x, last Tulane, Oct. 19, 2019 |
| Long Passing Play..... | 75, 2x, last at ECU, Nov. 3, 2018 |
| Rush Attempts | 11, at Tulane, Sept. 28, 2018 |
| Rush Yards | 28, at UCF, Dec. 1, 2018 |
| Long Rush | 14, at Houston, Nov. 16, 2019 |

PASSING

| YEAR | GP/GS | COMP | ATT | INT | YARDS | TD | LONG | PCT | AVG/P | AVG/G |
|--------------|--------------|------------|------------|-----------|-------------|-----------|-----------|------------|------------|--------------|
| 2018 | 14/14 | 246 | 392 | 9 | 3296 | 26 | 75 | .63 | 8.4 | 235.4 |
| 2019 | 13/13 | 237 | 369 | 9 | 3560 | 33 | 73 | .64 | 9.6 | 273.8 |
| TOTAL | 27/27 | 483 | 761 | 18 | 6856 | 59 | 75 | .63 | 9.0 | 253.9 |

RUSHING

| YEAR | GP/GS | ATT | YARDS | TD | LONG | AVG/C | AVG/G |
|--------------|--------------|------------|------------|----------|-----------|-------------|-------------|
| 2018 | 14/14 | 53 | -43 | 1 | 12 | -0.8 | -3.1 |
| 2019 | 13/13 | 50 | -48 | 3 | 14 | -1.0 | -3.7 |
| TOTAL | 27/27 | 103 | -91 | 4 | 14 | -0.9 | -3.4 |

PASSING GAME-BY-GAME

| DATE | OPPONENT | ATT | COMP | YDS | INT | TD | LG | SACK |
|-----------|----------------|-----|------|-----|-----|----|----|------|
| 9/1/18* | Mercer | 28 | 22 | 358 | 0 | 5 | 75 | 0 |
| 9/8/18* | at Navy | 25 | 15 | 145 | 1 | 0 | 23 | 1 |
| 9/14/18* | Georgia State | 26 | 19 | 269 | 0 | 5 | 48 | 1 |
| 9/22/18* | South Alabama | 29 | 22 | 292 | 0 | 2 | 39 | 2 |
| 9/28/18* | at Tulane | 30 | 14 | 246 | 0 | 2 | 43 | 7 |
| 10/6/18* | UConn | 18 | 16 | 239 | 0 | 1 | 44 | 1 |
| 10/13/18* | UCF | 29 | 17 | 209 | 0 | 0 | 39 | 1 |
| 10/20/18* | at Missouri | 37 | 15 | 208 | 2 | 2 | 30 | 3 |
| 11/3/18* | at ECU | 30 | 21 | 362 | 0 | 3 | 75 | 2 |
| 11/10/18* | Tulsa | 20 | 14 | 184 | 0 | 2 | 33 | 0 |
| 11/16/18* | at SMU | 31 | 18 | 226 | 2 | 2 | 62 | 0 |
| 11/23/18* | Houston | 33 | 21 | 209 | 2 | 1 | 44 | 2 |
| 12/1/18* | at UCF | 29 | 17 | 178 | 1 | 0 | 41 | 2 |
| 12/22/18* | vs Wake Forest | 27 | 15 | 171 | 1 | 1 | 44 | 3 |
| 8/31/19* | Ole Miss | 31 | 23 | 172 | 1 | 0 | 23 | 2 |
| 9/7/19* | Southern | 21 | 17 | 337 | 0 | 2 | 65 | 1 |
| 9/14/19* | at S. Alabama | 20 | 12 | 209 | 1 | 3 | 58 | 1 |
| 9/26/19* | Navy | 18 | 14 | 196 | 0 | 1 | 73 | 3 |
| 10/5/19* | at ULM | 23 | 15 | 249 | 1 | 3 | 50 | 2 |
| 10/12/19* | at Temple | 43 | 28 | 363 | 1 | 2 | 43 | 3 |
| 10/19/19* | Tulane | 29 | 21 | 358 | 0 | 5 | 68 | 0 |
| 10/26/19* | at Tulsa | 25 | 15 | 277 | 0 | 2 | 59 | 0 |
| 11/2/19* | SMU | 33 | 19 | 350 | 0 | 3 | 50 | 4 |
| 11/16/19* | at Houston | 33 | 22 | 341 | 1 | 5 | 56 | 1 |
| 11/23/19* | at USF | 28 | 18 | 222 | 2 | 2 | 50 | 1 |
| 11/29/19* | Cincinnati | 26 | 15 | 233 | 1 | 2 | 54 | 1 |
| 12/7/19* | Cincinnati | 39 | 18 | 253 | 1 | 1 | 45 | 2 |

RUSHING GAME-BY-GAME

| DATE | OPPONENT | NO | YDS | AVG | TD | LG |
|-----------|----------------|----|-----|------|----|----|
| 9/1/18* | Mercer | 3 | 20 | 6.7 | 0 | 8 |
| 9/8/18* | at Navy | 3 | -13 | -4.3 | 0 | 0 |
| 9/14/18* | Georgia State | 2 | 4 | 2.0 | 0 | 4 |
| 9/22/18* | South Alabama | 2 | -14 | -7.0 | 0 | 0 |
| 9/28/18* | at Tulane | 11 | -26 | -2.4 | 0 | 12 |
| 10/6/18* | UConn | 2 | 0 | -7.0 | 0 | 0 |
| 10/13/18* | UCF | 4 | 9 | 2.2 | 1 | 11 |
| 10/20/18* | at Missouri | 5 | -5 | -1.0 | 0 | 1 |
| 11/3/18* | at ECU | 2 | -17 | -8.5 | 0 | 0 |
| 11/10/18* | Tulsa | 1 | 8 | 8.0 | 0 | 8 |
| 11/16/18* | at SMU | 2 | -1 | -0.5 | 0 | 2 |
| 11/23/18* | Houston | 2 | -13 | -6.5 | 0 | 0 |
| 12/1/18* | at UCF | 8 | 28 | 3.5 | 0 | 11 |
| 12/22/18* | vs Wake Forest | 6 | -12 | -2.0 | 0 | 6 |
| 8/31/19* | Ole Miss | 5 | -6 | -1.2 | 1 | 1 |
| 9/7/19* | Southern | 2 | 1 | 0.5 | 0 | 8 |
| 9/14/19* | at S. Alabama | 1 | -5 | -5.0 | 0 | 0 |
| 9/26/19* | Navy | 4 | -19 | -4.8 | 0 | 3 |
| 10/5/19* | at ULM | 4 | -5 | -1.3 | 0 | 3 |
| 10/12/19* | at Temple | 6 | -7 | -1.2 | 0 | 4 |
| 10/19/19* | Tulane | 3 | -7 | -2.3 | 0 | 0 |
| 10/26/19* | at Tulsa | 2 | 5 | 2.5 | 0 | 3 |
| 11/2/19* | SMU | 7 | -14 | -2.0 | 0 | 2 |
| 11/16/19* | at Houston | 2 | 7 | 3.5 | 1 | 14 |
| 11/23/19* | at USF | 5 | 4 | 0.8 | 0 | 5 |
| 11/29/19* | Cincinnati | 5 | 14 | 2.8 | 0 | 12 |
| 12/7/19* | Cincinnati | 4 | -16 | -4.0 | 1 | 2 |



#48 ADAM WILLIAMS | PUNTER

R-SOPHOMORE | 1L | 6-5 | 238

LEBANON, TENN.

WILSON CENTRAL

MAJOR: SPORT AND LEISURE MANAGEMENT

CAREER

Member of the team for three seasons ... Saw first season of on-field action in 2018 after redshirting in 2017 ... Has 99 punts for a 44.2 average (4,376 total yards) ... Has a long punt of 77 yards ... Has 35 punts inside the 20, 25 fair-catches and 22 of more than 50 yards ... Has two kickoffs for a 52.5 average (105 total yards) ... Has one solo tackle ... Has two years of eligibility remaining.

ON THE CHARTS

Season: Second (45.7 in 2019) and eighth (43.2 in 2018) in punting average ... Game: Fourth in longest punt (77 at ULM, 2019) and fifth in longest punt (76 vs Tulane, 2019) ... First in single-game punt average (54.7 at ULM, 2019).

CAREER HIGHS

Punt Yards..... 360, vs Wake Forest, Dec. 22, 2018

Longest Punt..... 77 at ULM, Oct. 5, 2019

Punts Inside the 20..... 3, 2x, last vs Wake Forest, Dec. 22, 2018

PUNTING

| YEAR | GP | NO | YARDS | LONG | AVG | TB | FC | I20 | 50+ | BLKD |
|--------------|-------------|-----------|-------------|-----------|-------------|----------|-----------|-----------|-----------|----------|
| 2018 | 14/0 | 58 | 2503 | 73 | 43.2 | 5 | 18 | 22 | 12 | 2 |
| 2019 | 13/0 | 41 | 1873 | 77 | 45.7 | 4 | 7 | 13 | 10 | 1 |
| TOTAL | 27/0 | 99 | 4376 | 77 | 44.2 | 9 | 25 | 35 | 22 | 3 |

PUNTING GAME-BY-GAME

| DATE | OPPONENT | NO | YDS | AVG | LG | TB | FC | 50+ | I20 | BLK |
|----------|----------------|----|-----|------|----|----|----|-----|-----|-----|
| 9/1/18 | Mercer | 2 | 72 | 36.0 | 38 | 0 | 0 | 0 | 1 | 0 |
| 9/8/18 | at Navy | 5 | 215 | 43.0 | 51 | 0 | 2 | 1 | 2 | 0 |
| 9/14/18 | Georgia State | 2 | 79 | 39.5 | 50 | 1 | 0 | 1 | 1 | 0 |
| 9/22/18 | S Alabama | 2 | 104 | 52.0 | 58 | 0 | 0 | 1 | 2 | 1 |
| 9/28/18 | at Tulane | 5 | 193 | 38.6 | 44 | 1 | 2 | 0 | 1 | 0 |
| 10/6/18 | UConn | 1 | 36 | 36.0 | 36 | 0 | 0 | 0 | 1 | 0 |
| 10/13/18 | UCF | 5 | 216 | 43.2 | 52 | 2 | 0 | 1 | 2 | 0 |
| 10/20/18 | at Missouri | 5 | 232 | 46.4 | 58 | 0 | 2 | 1 | 1 | 1 |
| 11/3/18 | at ECU | 5 | 179 | 35.8 | 42 | 0 | 3 | 0 | 2 | 0 |
| 11/10/18 | Tulsa | 4 | 146 | 36.5 | 43 | 0 | 0 | 0 | 1 | 0 |
| 11/16/18 | at SMU | 4 | 203 | 50.8 | 73 | 1 | 1 | 1 | 1 | 0 |
| 11/23/18 | Houston | 5 | 236 | 47.2 | 57 | 0 | 2 | 2 | 1 | 0 |
| 12/1/18 | at UCF | 5 | 232 | 46.4 | 58 | 0 | 3 | 2 | 3 | 0 |
| 12/22/18 | vs Wake Forest | 8 | 360 | 45.0 | 57 | 0 | 3 | 2 | 3 | 0 |
| 8/31/19 | Ole Miss | 6 | 263 | 43.8 | 61 | 2 | 0 | 1 | 1 | 0 |
| 9/7/19 | Southern | 1 | 54 | 54.0 | 54 | 0 | 0 | 1 | 1 | 0 |
| 9/14/19 | at S. Alabama | 4 | 193 | 48.2 | 54 | 1 | 0 | 2 | 2 | 0 |
| 9/26/19 | Navy | 4 | 176 | 44.0 | 48 | 0 | 0 | 0 | 1 | 0 |
| 10/5/19 | at ULM | 3 | 164 | 54.7 | 77 | 0 | 0 | 1 | 1 | 0 |
| 10/12/19 | at Temple | 2 | 80 | 40.0 | 43 | 0 | 1 | 0 | 1 | 0 |
| 10/19/19 | Tulane | 3 | 154 | 51.3 | 76 | 0 | 1 | 1 | 2 | 0 |
| 10/26/19 | at Tulsa | 3 | 113 | 37.6 | 50 | 0 | 0 | 1 | 1 | 0 |
| 11/2/19 | SMU | 2 | 97 | 48.5 | 51 | 0 | 1 | 1 | 1 | 0 |
| 11/16/19 | at Houston | 1 | 45 | 45.0 | 45 | 0 | 0 | 0 | 0 | 1 |
| 11/23/19 | at USF | 4 | 179 | 44.7 | 50 | 0 | 2 | 1 | 2 | 0 |
| 11/29/19 | Cincinnati | 3 | 133 | 44.3 | 47 | 1 | 1 | 0 | 0 | 0 |
| 12/7/19 | Cincinnati | 5 | 222 | 44.4 | 54 | 0 | 1 | 1 | 0 | 1 |



#9 POP WILLIAMS | WIDE RECEIVER

SENIOR | 3L | 5-9 | 169

DESTREHAN, LA.

DESTREHAN HS

MAJOR: INTERDISCIPLINARY STUDIES

- Athlon Sports Preseason All-American (2019)
- Reese's Senior Bowl Watch List (2019)
- AAC All-Conference First Team (2018)
- Joey Allison Special Teams Player of the Year (2018/Highland Hundred)

CAREER

Will miss the remainder of the season due to injury ... Has played in 41 games, making 12 starts ... Has 57 receptions for 577 yards and two TD ... Has 13 multi-reception performances ... Has a career-long catch of 55 yards ... Has 58 punt returns for 528 yards and one TD ... Has a long punt return of 72 yards ... Has two kick returns for 20 yards ... Has six carries for 53 yards ... Has seven solo tackles.

HONORS (ACADEMIC/ATHLETIC)

Tiger 3.0 Club for the 2019 spring semester ... 2018 All-AAC first team (PR).

ON THE CHARTS

Career: Sixth in punt returns (51) ... Sixth in punt return yards (484) ... Season: Sixth most punt return yards (313, 2018) ... Game: Tied for first in punt returns for TD (1 vs Tulsa, 2018) ... Fifth in punt return yards (109 vs Tulsa, 2018) ... Sixth (27.3 ypr vs Tulsa, 2018) and 10th (18.8 vs Georgia State, 2018) in punt return average.

CAREER HIGHS

Points Scored 12, vs Tulsa, Nov. 10, 2018
 Touchdowns 2, vs Tulsa, Nov. 20, 2018
 Receptions 6, vs Mercer, Sept. 1, 2018
 Receiving Yards 74, vs SIU, Sept. 23, 2017
 Long Reception 55, vs SIU, Sept. 23, 2017
 Punt Returns 5, 2x, last vs Houston, Nov. 23, 2018
 Punt Return Yards 109, vs Tulsa, Nov. 10, 2018
 Long Punt Return 72, vs Tulsa, Nov. 10, 2018

RECEIVING

| YEARS | GP/GS | REC | YARDS | TD | LONG | REC/G | AVG/C | AVG/G |
|--------------|--------------|-----------|------------|----------|-----------|------------|-------------|-------------|
| 2016 | 13/0 | 7 | 79 | 0 | 20 | 0.5 | 11.3 | 6.1 |
| 2017 | 11/0 | 12 | 145 | 0 | 55 | 1.1 | 12.1 | 13.2 |
| 2018 | 14/11 | 33 | 304 | 2 | 30 | 2.4 | 9.2 | 21.7 |
| 2019 | 3/1 | 5 | 49 | 0 | 23 | 1.7 | 9.8 | 16.3 |
| TOTAL | 41/12 | 57 | 577 | 2 | 55 | 1.4 | 10.1 | 14.1 |

RUSHING

| YEAR | GP/GS | ATT | YARDS | TD | LONG | AVG/C | AVG/G |
|--------------|--------------|----------|-----------|----------|-----------|------------|------------|
| 2016 | 13/0 | 0 | 0 | 0 | 0 | 0.0 | 0.0 |
| 2017 | 11/0 | 2 | 13 | 0 | 10 | 6.5 | 1.2 |
| 2018 | 14/11 | 4 | 40 | 0 | 19 | 10.0 | 2.9 |
| 2019 | 3/1 | 0 | 0 | 0 | 0 | 0.0 | 0.0 |
| TOTAL | 41/12 | 6 | 53 | 0 | 19 | 8.8 | 1.3 |

KICK RETURNS

| YEAR | GP/GS | NO | YARDS | TD | LONG | AVG/R | AVG/G |
|--------------|--------------|----------|-----------|----------|-----------|-------------|------------|
| 2016 | 13/0 | 0 | 0 | 0 | 0 | 0.0 | 0.0 |
| 2017 | 11/0 | 2 | 25 | 0 | 16 | 12.5 | 2.3 |
| 2018 | 14/11 | 2 | 20 | 0 | 12 | 10.0 | 1.4 |
| 2019 | 3/1 | 1 | 19 | 0 | 19 | 19.0 | 6.3 |
| Total | 41/12 | 5 | 64 | 0 | 19 | 12.8 | 1.6 |

PUNT RETURNS

| YEAR | GP/GS | NO | YARDS | TD | LONG | AVG/R | AVG/G |
|--------------|--------------|-----------|------------|----------|-----------|------------|-------------|
| 2016 | 13/0 | 4 | 69 | 0 | 31 | 17.3 | 5.3 |
| 2017 | 11/0 | 18 | 102 | 0 | 23 | 5.7 | 9.3 |
| 2018 | 14/11 | 29 | 313 | 1 | 72 | 10.8 | 22.4 |
| 2019 | 3/1 | 7 | 44 | 0 | 21 | 6.3 | 14.7 |
| TOTAL | 41/12 | 58 | 528 | 1 | 72 | 9.1 | 12.9 |

RECEIVING GAME-BY-GAME

| DATE | OPPONENT | NO | YDS | AVG | TD | LG |
|----------|---------------|----|-----|------|----|----|
| 9/3/16 | SEMO | 1 | 13 | 13.0 | 0 | 13 |
| 9/17/16 | Kansas | 0 | 0 | 0.0 | 0 | 0 |
| 9/24/16 | Bowling Green | 1 | 15 | 15.0 | 0 | 15 |
| 10/1/16 | at Ole Miss | 0 | 0 | 0.0 | 0 | 0 |
| 10/6/16 | Temple | 0 | 0 | 0.0 | 0 | 0 |
| 10/14/16 | at Tulane | 2 | 8 | 4.0 | 0 | 7 |
| 10/22/16 | at Navy | 0 | 0 | 0.0 | 0 | 0 |
| 10/29/16 | Tulsa | 0 | 0 | 0.0 | 0 | 0 |
| 11/5/16 | at SMU | 1 | 20 | 20.0 | 0 | 20 |
| 11/18/16 | at Cincinnati | 0 | 0 | 0.0 | 0 | 0 |
| 11/25/16 | Houston | 0 | 0 | 0.0 | 0 | 0 |
| 8/31/17 | ULM | 1 | 2 | 2.0 | 0 | 2 |
| 9/16/17 | UCLA | 0 | 0 | 0.0 | 0 | 0 |
| 9/23/17 | SIU | 2 | 74 | 37.0 | 0 | 55 |
| 9/30/17 | at UCF | 3 | 28 | 9.3 | 0 | 15 |
| 10/6/17 | at UConn | 4 | 33 | 8.3 | 0 | 12 |
| 10/14/17 | Navy | 1 | 6 | 6.0 | 0 | 6 |
| 10/19/17 | at Houston | 0 | 0 | 0.0 | 0 | 0 |
| 10/27/17 | Tulane | 0 | 0 | 0.0 | 0 | 0 |
| 11/3/17 | at Tulsa | 0 | 0 | 0.0 | 0 | 0 |

| | | | | | | |
|-----------|----------------|---|----|------|---|---------------------|
| 11/18/17 | SMU | | | | | Did Not Play - Inj. |
| 11/25/17 | ECU | 0 | 0 | 0.0 | 0 | 0 |
| 12/2/17 | at UCF | | | | | Did Not Play - Inj. |
| 12/30/17 | vs Iowa State | 1 | 2 | 2.0 | 0 | 2 |
| 9/1/18* | Mercer | 6 | 39 | 6.5 | 0 | 14 |
| 9/8/18* | at Navy | 4 | 42 | 10.5 | 0 | 23 |
| 9/14/18 | Georgia State | 0 | 0 | 0.0 | 0 | 0 |
| 9/22/18* | South Alabama | 5 | 65 | 13.0 | 1 | 25 |
| 9/28/18* | at Tulane | 3 | 56 | 18.7 | 0 | 30 |
| 10/6/18 | UConn | 1 | 7 | 7.0 | 0 | 7 |
| 10/13/18* | UCF | 2 | 23 | 11.5 | 0 | 13 |
| 10/20/18* | at Missouri | 3 | 18 | 6.0 | 0 | 9 |
| 11/3/18* | at ECU | 1 | 17 | 17.0 | 0 | 17 |
| 11/10/18* | Tulsa | 3 | 8 | 2.7 | 1 | 4 |
| 11/16/18* | at SMU | 1 | 7 | 7.0 | 0 | 7 |
| 11/23/18 | Houston | 1 | 5 | 5.0 | 0 | 5 |
| 12/1/18* | at UCF | 0 | 0 | 0.0 | 0 | 0 |
| 12/22/18* | vs Wake Forest | 3 | 17 | 5.6 | 0 | 10 |
| 8/31/19 | Ole Miss | 4 | 40 | 10.0 | 0 | 23 |
| 9/7/19 | Southern | 1 | 9 | 9.0 | 0 | 9 |
| 9/14/19* | at S. Alabama | 0 | 0 | 0.0 | 0 | 0 |
| 9/26/19 | Navy | | | | | Did Not Play - Inj. |
| 10/5/19 | at ULM | | | | | Did Not Play - Inj. |
| 10/12/19 | at Temple | | | | | Did Not Play - Inj. |
| 10/19/19 | Tulane | | | | | Did Not Play - Inj. |
| 10/26/19 | at Tulsa | | | | | Did Not Play - Inj. |
| 11/2/19 | SMU | | | | | Did Not Play - Inj. |
| 11/16/19 | at Houston | | | | | Did Not Play - Inj. |
| 11/23/19 | at USF | | | | | Did Not Play - Inj. |
| 11/29/19 | Cincinnati | | | | | Did Not Play - Inj. |
| 12/7/19 | Cincinnati | | | | | Did Not Play - Inj. |

RUSHING GAME-BY-GAME

| DATE | OPPONENT | NO | YDS | AVG | TD | LG |
|-----------|----------------|----|-----|------|----|---------------------|
| 8/31/17 | ULM | 0 | 0 | 0.0 | 0 | 0 |
| 9/16/17 | UCLA | 1 | 10 | 10.0 | 0 | 10 |
| 9/23/17 | SIU | 0 | 0 | 0.0 | 0 | 0 |
| 9/30/17 | at UCF | 0 | 0 | 0.0 | 0 | 0 |
| 10/6/17 | at UConn | 0 | 0 | 0.0 | 0 | 0 |
| 10/14/17 | Navy | 0 | 0 | 0.0 | 0 | 0 |
| 10/19/17 | at Houston | 0 | 0 | 0.0 | 0 | 0 |
| 10/27/17 | Tulane | 1 | 3 | 3.0 | 0 | 3 |
| 11/3/17 | at Tulsa | 0 | 0 | 0.0 | 0 | 0 |
| 11/18/17 | SMU | | | | | Did Not Play - Inj. |
| 11/25/17 | ECU | 0 | 0 | 0.0 | 0 | 0 |
| 12/2/17 | at UCF | | | | | Did Not Play - Inj. |
| 12/30/17 | vs Iowa State | 0 | 0 | 0.0 | 0 | 0 |
| 9/1/18* | Mercer | 1 | 8 | 8.0 | 0 | 8 |
| 9/8/18* | at Navy | 0 | 0 | 0.0 | 0 | 0 |
| 9/14/18 | Georgia State | 2 | 13 | 6.5 | 0 | 10 |
| 9/22/18* | South Alabama | 0 | 0 | 0.0 | 0 | 0 |
| 9/28/18* | at Tulane | 0 | 0 | 0.0 | 0 | 0 |
| 10/6/18 | UConn | 0 | 0 | 0.0 | 0 | 0 |
| 10/13/18* | UCF | 0 | 0 | 0.0 | 0 | 0 |
| 10/20/18* | at Missouri | 0 | 0 | 0.0 | 0 | 0 |
| 11/3/18* | at ECU | 1 | 19 | 19.0 | 0 | 19 |
| 11/10/18* | Tulsa | 0 | 0 | 0.0 | 0 | 0 |
| 11/16/18* | at SMU | 0 | 0 | 0.0 | 0 | 0 |
| 11/23/18 | Houston | 0 | 0 | 0.0 | 0 | 0 |
| 12/1/18* | at UCF | 0 | 0 | 0.0 | 0 | 0 |
| 12/22/18* | vs Wake Forest | 0 | 0 | 0.0 | 0 | 0 |

PUNT RETURN GAME-BY-GAME

| DATE | OPPONENT | NO | YDS | AVG | TD | LG |
|----------|---------------|----|-----|------|----|---------------------|
| 9/3/16 | SEMO | 1 | 4 | 4.0 | 0 | 4 |
| 9/17/16 | Kansas | 1 | 31 | 31.0 | 0 | 31 |
| 9/24/16 | Bowling Green | 1 | 4 | 4.0 | 0 | 4 |
| 11/18/16 | at Cincinnati | 1 | 30 | 30.0 | 0 | 30 |
| 8/31/17 | ULM | 2 | 22 | 11.0 | 0 | 23 |
| 9/16/17 | UCLA | 2 | 9 | 4.5 | 0 | 9 |
| 9/23/17 | SIU | 5 | 10 | 2.0 | 0 | 4 |
| 9/30/17 | at UCF | 1 | -1 | -1.0 | 0 | -1 |
| 10/6/17 | at UConn | 1 | 16 | 16.0 | 0 | 16 |
| 10/14/17 | Navy | 2 | 9 | 4.5 | 0 | 5 |
| 10/19/17 | at Houston | 1 | 20 | 20.0 | 0 | 20 |
| 10/27/17 | Tulane | 0 | 0 | 0.0 | 0 | 0 |
| 11/3/17 | at Tulsa | 0 | 0 | 0.0 | 0 | 0 |
| 11/18/17 | SMU | | | | | Did Not Play - Inj. |
| 11/25/17 | ECU | 1 | 3 | 3.0 | 0 | 3 |
| 12/2/17 | at UCF | | | | | Did Not Play - Inj. |
| 12/30/17 | vs Iowa State | 1 | 9 | 9.0 | 0 | 9 |
| 9/1/18* | Mercer | 2 | -6 | -3.0 | 0 | 0 |
| 9/8/18* | at Navy | 3 | 22 | 7.3 | 0 | 15 |
| 9/14/18 | Georgia State | 4 | 75 | 18.8 | 0 | 47 |

| | | | | | | |
|----------|------------|---|---|-----|---|---|
| 10/5/19 | at ULM | 1 | 2 | 2.0 | 1 | 2 |
| 10/12/19 | at Temple | 0 | 0 | 0.0 | 0 | 0 |
| 10/19/19 | Tulane | 0 | 0 | 0.0 | 0 | 0 |
| 10/26/19 | at Tulsa | 0 | 0 | 0.0 | 0 | 0 |
| 11/2/19 | SMU | 0 | 0 | 0.0 | 0 | 0 |
| 11/16/19 | at Houston | 1 | 6 | 6.0 | 1 | 6 |
| 11/23/19 | at USF | 0 | 0 | 0.0 | 0 | 0 |
| 11/29/19 | Cincinnati | 0 | 0 | 0.0 | 0 | 0 |
| 12/7/19* | Cincinnati | 0 | 0 | 0.0 | 0 | 0 |

| | | |
|-----------|----------------|-----------------------------------|
| 11/3/17* | at Tulsa | Left Guard - 72/77 |
| 11/18/17* | SMU | Left Guard - 69/74 |
| 11/25/17* | ECU | Left Guard - 39/49 |
| 12/2/17* | at UCF | Left Guard - 89/89 |
| 12/30/17* | vs Iowa State | Left Guard - 59/59 |
| 9/1/18* | Mercer | Right Guard - 53/86 |
| 9/8/18* | at Navy | Right Guard - 49/49 |
| 9/14/18* | Georgia State | Right Guard - 55/62 |
| 9/22/18* | South Alabama | Right Guard - 76/76 |
| 9/28/18* | at Tulane | Right Guard - 51/51 |
| 10/6/18* | UConn | Right Guard - 50/59 |
| 10/13/18* | UCF | Right Guard - 81/81 |
| 10/20/18* | at Missouri | Right Guard - 81/81 |
| 11/3/18* | at ECU | Right Guard - 82/82 |
| 11/10/18* | Tulsa | Right Guard - 71/78 & Center 7/78 |
| 11/16/18* | at SMU | Right Guard - 74/74 |
| 11/23/18* | Houston | Right Guard - 92/92 |
| 12/1/18* | at UCF | Right Guard - 75/75 |
| 12/22/18* | vs Wake Forest | Right Guard - 82/82 |
| 8/31/19* | Ole Miss | Center - 82/82 |
| 9/7/19* | Southern | Center - 48/70 |
| 9/14/19* | at S. Alabama | Center - 53/67 |
| 9/26/19* | Navy | Center - 43/43 |
| 10/5/19* | at ULM | Center - 60/60 |
| 10/12/19* | at Temple | Center - 77/77 |
| 10/19/19* | Tulane | Center - 59/66 |
| 10/26/19* | at Tulsa | Center - 59/59 |
| 11/2/19* | SMU | Center - 76/76 |
| 11/16/19* | at Houston | Center - 62/75 |
| 11/23/19* | at USF | Center - 69/89 |
| 11/29/19* | Cincinnati | Center - 66/66 |
| 12/7/19* | Cincinnati | Center - 88/88 |



#53 DUSTIN WOODARD | OFFENSIVE LINE

SENIOR | 3L | 6-2 | 291
CHANDLER, ARIZ.
CHANDLER HS
MAJOR: MANAGEMENT

- AAC All-Conference Second Team (2019)
- Outland Trophy Watch List (2019)
- Rimington Trophy Watch List (2019)
- Semifinalist for William V. Campbell Trophy (2019)
- Senior CLASS Award candidate (2019)
- Highland Hundred True Tiger Award (2019)
- AAC All-Conference First Team (2018)

CAREER

Graduated in Dec. 2019 ... Has seen action in 53 games with 51 consecutive starts ... Moved to center in 2019 ... Has played 3,538 of 3,851 snaps (.922) ... Has played every snap in 34 games ... Has blocked for four of the top five offenses in program history (2018: 1st; 2017: 2nd; 2019: 4th, 2016: 5th) ... The three offenses have piled up more than 20,000 yards (20,269) ... Member of the program's top three scoring offenses (2018: 1st; 2017: 2nd, 2019: 3rd) ... Blocked for an offense that produced a unanimous All-American in Darrell Henderson in 2018 and a consensus All-American in Anthony Miller in 2017.

HONORS (ACADEMIC/ATHLETIC)

Two-time AAC All-Academic Team (2016-17, 2017-18) ... Dean's List for the 2018 spring semester ... Tiger 3.0 Club for the 2017 fall, 2018 spring and 2019 spring semesters ... 2018 All-AAC first team ... 2016 247Sports.com True Freshman All-America Team.

CAREER HIGHS

Offensive Plays..... 92, vs Houston, Nov. 23, 2018

OFFENSIVE LINE

| YEAR | GAMES/STARTS | PLAYS/TOTAL TEAM PLAYS |
|--------------|--------------|------------------------|
| 2016 | 13/11 | 844/964 |
| 2017 | 13/13 | 876/941 |
| 2018 | 14/14 | 979/1028 |
| 2019 | 13/13 | 842/906 |
| TOTAL | 53/51 | 3541/3839 |

OFFENSIVE LINE GAME-BY-GAME

| DATE | OPPONENT | POSITION - PLAYS |
|-----------|----------------|---------------------------|
| 9/3/16 | SEMO | Left Guard - 25/73 |
| 9/17/16 | Kansas | Left Guard - 42/72 |
| 9/24/16* | Bowling Green | Left Guard/Center - 53/77 |
| 10/1/16* | at Ole Miss | Left Guard - 60/78 |
| 10/6/16* | Temple | Left Guard - 58/58 |
| 10/14/16* | at Tulane | Left Guard - 67/67 |
| 10/22/16* | at Navy | Left Guard - 71/71 |
| 10/29/16* | Tulsa | Left Guard - 82/82 |
| 11/5/16* | at SMU | Left Guard/Center - 72/72 |
| 11/12/16* | USF | Left Guard - 81/81 |
| 11/18/16* | at Cincinnati | Left Guard - 73/73 |
| 11/25/16* | Houston | Left Guard - 79/79 |
| 12/20/16* | vs W. Kentucky | Left Guard - 81/81 |
| 8/31/17* | ULM | Left Guard - 64/64 |
| 9/16/17* | UCLA | Left Guard - 71/76 |
| 9/23/17* | SIU | Left Guard - 72/72 |
| 9/30/17* | at UCF | Left Guard - 73/73 |
| 10/6/17* | at UConn | Left Guard - 86/100 |
| 10/14/17* | Navy | Left Guard - 69/69 |
| 10/19/17* | at Houston | Left Guard - 76/76 |
| 10/28/17* | Tulane | Left Guard - 37/63 |

THE LAST TIME A TIGER TEAM

RUSHING

| | |
|--|--|
| Had 500 or more yards rushing | vs Tulsa, 1969 (507) |
| Had 400 or more yards rushing | at UCF, 2018 (401) |
| Had 300 or more yards rushing | at USF, 2019 (325) |
| Had 200 or more yards rushing | at ULM, 2019 (286) |
| Held to under 50 yards rushing | at Tulane, 2018 (31) |
| Had 80 or more rushing attempts | vs North Texas State, 1971 (81) |
| Had 75 or more rushing attempts | vs Wichita State, 1972 (77) |
| Had 70 or more rushing attempts | vs Georgia Tech, 1981 (70) |
| Had seven or more rushing TDs | vs SMU, 2017 (7) |
| Had six or more rushing TDs | vs Houston, 2018 (6) |
| Had five or more rushing TDs | at USF, 2019 (5) |
| Had four or more rushing TDs | at Tulsa, 2019 (4) |
| Had three or more rushing TDs | at ULM, 2019 (3) |
| Had two or more players with 100 yards rushing in a game | at South Alabama, 2019 (Gainwell, 145; Watkins, 113) |

PASSING

| | |
|--|--|
| Had 400 or more yards passing | vs Mercer, 2018 (428) |
| Had 375 or more yards passing | vs Southern, 2019 (398) |
| Had 350 or more yards passing | at Houston, 2019 (367) |
| Had 300 or more yards passing | at Tulsa, 2019 (206) |
| Had 275 or more yards passing | vs South Alabama, 2018 (292) |
| Had 250 or more yards passing | vs Cincinnati (AAC CG), 2019 (253) |
| Had 60 or more pass attempts | vs SMU, 2007 (61) |
| Had 50 or more pass attempts | at Houston, 2017 (53) |
| Had 40 or more pass attempts | vs Cincinnati (AAC CG), 2019 (40) |
| Had 30 or more pass completions | at UCF (AAC CG), 2017 (30) |
| Had 25 or more pass completions | at Temple, 2019 (28) |
| Had seven or more pass completions | at UConn, 2017 (7) |
| Had six or more passing TDs | vs UCLA, 2017 (6) |
| Had five or more passing TDs | at Houston, 2019 (5) |
| Had four or more passing TDs | at UCF (AAC CG), 2017 (4) |
| Had three or more passing TDs | vs SMU, 2019 (3) |
| Had no passing touchdowns | vs Ole Miss, 2019 |
| Had five or more passes intercepted | vs East Carolina, 2006 (5) |
| Had four or more passes intercepted | vs Ole Miss, 2007 (4) |
| Had three or more passes intercepted | at UCF, 2017 (3) |
| Had three players throw a TD pass | vs Missouri St, 2015 (P. Lynch, P. Mayhue, C. Hølgorsen) |
| Had two players throw a touchdown pass | at UConn, 2017 (R. Ferguson, D. Moore) |
| Had two or more players with 100 yards passing in a game | vs UCF, 2009 (T. Bass 115 & W. Hudgens 143) |

RECEIVING

| | |
|--|----------------------------------|
| Had two or more players with 100 yards receiving in a game | vs SMU (Coxie, 143; Gibson, 130) |
| Had 12 players with at least 1 reception | vs Mercer, 2018 (12) |
| Had 10 players with at least 1 reception | vs Southern, 2019 (11) |

TOTAL OFFENSE

| | |
|--|------------------------------------|
| Had 700 or more yards of total offense | vs Mercer, 2018 (752) |
| Had 600 or more yards total offense | vs Houston, 2018 (610) |
| Had 500 or more yards total offense | at USF, 2019 (560) |
| Had 400 or more yards total offense | vs Cincinnati (AAC CG), 2019 (447) |
| Had 100 or more plays | at UConn, 2017 (100) |
| Had 90 or more plays | vs Houston, 2018 (92) |
| Had 80 or more plays | vs Cincinnati (AAC CG), 2019 (85) |
| Had 75 or more plays | at Temple, 2019 (77) |
| Had 49 or fewer plays | vs Navy, 2019 (43) |

SCORING

| | |
|---|---|
| Had 70 or more points | vs ECU, 2017 (W, 70-13) |
| Had 60 or more points | vs Mercer, 2018 (W, 66-14) |
| Had 50 or more points | vs SMU, 2019 (W, 54-48) |
| Had 40 or more points | at USF, 2019 (W, 49-10) |
| Allowed 50 or more points | at UCF, 2018 (L, 41-56) |
| Allowed 40 or more points | vs SMU, 2019 (W, 42-41) |
| Was held scoreless | at UCF, 2011 (L, 0-41) |
| Was held scoreless at home | vs SMU, 2011 (L, 0-42) |
| Last time without scoring in first half | at Houston, 2017 (W, 42-38) |
| Last time without scoring in first half at home | vs SMU, 2019 (W, 42-41) |
| Was held scoreless on the road | at UCF, 2011 (L, 0-41) |
| Held an opponent scoreless | vs SMU, 2015 (W, 63-0) |
| Held an opponent scoreless in the first half | at South Alabama, 2019 (W, 23-0) |
| Held an opponent scoreless at home | vs SMU, 2015 (W, 63-0) |
| Held an opponent scoreless on the road | vs Arkansas, 1993 (W, 6-0) |
| Held two opponents scoreless in a season | vs Tulsa; USM, 1968 |
| Held three opponents scoreless in a season | vs Utah St.; North Texas; McNeese State, 1965 |

| | |
|---|---|
| Held four opponents scoreless in a season | vs Louisville; McNeese St.; West Texas State; Tampa, 1964 |
| Scored a two-point conversion rushing | at ULM, 2019 (Brady run) |
| Scored a two-point conversion passing | vs Southeast Missouri, 2016 (A. Miller pass) |

TURNOVERS

| | |
|--|--|
| Consecutive games with a forced turnover | 20 (11/18/16 through 9/22/18) |
| Had eight or more turnovers | vs Louisville, 1979 (8: 6 FR, 2 int.) |
| Had seven or more turnovers | vs USF, 2003 (3 FR; 4 Int) |
| Had six or more turnovers | vs East Carolina, 2006 (1 FR; 5 Int) |
| Had eight or more fumbles | vs Alabama, 1986 (8) |
| Had six or more fumbles | vs Middle Tennessee, 2012 (6) |
| Lost seven or more fumbles | vs Mississippi State, 1976 (7) |
| Lost six or more fumbles | vs Louisville, 1979 (6) |
| Lost five or more fumbles | vs Tennessee, 1984 (5) |
| Lost four or more fumbles | at Houston, 2013 (4) |
| Lost three or more fumbles | at Temple, 2019 (3) |
| Did not commit a turnover | vs SMU, 2019 |
| Had eight or more takeaways | vs North Texas State, 1968 (8) |
| Had six or more takeaways | vs Kansas, 2016 - 6 (4 fumble, 2 int) |
| Had five or more takeaways | vs Navy, 2017 - 5 (3 fumbles, 2 int) |
| Had four or more takeaways | vs UConn, 2018 (1 fumble, 3 INT) |
| Had three or more takeaways | vs Cincinnati, 2019 - 3 (2 INT, 1 Fumble) |
| Returned two interceptions for TDs | at Tulane - 2, 2014 (B. McCain, 15; D. Nelson, 58) |
| Returned an interception for a TD | at ULM, 2019 (La'Andre Thomas) |
| Returned a fumble for a TD | at South Alabama, 2019 (Austin Hall) |
| Returned two fumbles for TDs | vs SMU, 2013 |
| Blocked a punt for a touchdown | vs Southern, 2019 (Keith Brown) |
| Blocked two punts for touchdowns | vs Tulsa, 1968 (Dees & Marks) |

DEFENSE

| | |
|---|---------------------------------|
| Held an opponent to 10 or fewer first downs | at USF, 2019 (5) |
| Held an opponent to 0 or fewer yards rushing | vs Ole Miss, 1993 (-4) |
| Held an opponent to 50 or fewer yards rushing | at SMU, 2018 (25) |
| Held an opponent to 100 or fewer yards rushing | at Houston, 2019 (99) |
| Held an opponent to 25 or fewer yards passing | vs Navy, 2017 (20) |
| Held an opponent to 50 or fewer yards passing | at USF, 2019 (44) |
| Held an opponent to 100 or fewer yards total offense | vs SMU, 2015 (97) |
| Held an opponent to 200 or fewer yards total offense | at USF, 2019 (170) |
| Held an opponent to 300 or fewer yards total offense | at Houston, 2019 (256) |
| Intercepted six or more passes | vs East Carolina, 1993 (6) |
| Intercepted five or more passes | vs Mississippi State, 1998 (5) |
| Intercepted four or more passes | vs Bowling Green, 2016 (4) |
| Intercepted three or more passes | vs Tulane, 2019 (3) |
| Recovered four or more fumbles | vs Kansas, 2016 (4) |
| Recovered three or more fumbles | at UCF (AAC CG), 2018 (3) |
| Recorded a safety | vs Ole Miss, 2019 |
| Recorded two safeties in a game | vs Tulane, 2015 |
| Recorded seven or more sacks | vs Tulane, 2017 (7) |
| Recorded six or more sacks | vs Western Kentucky, 2016 (6) |
| Recorded five or more sacks | vs Cincinnati, 2019 (5) |
| Recorded four or more sacks | at USF, 2019 (4) |
| Recorded 15 or more tackles for loss | Cincinnati, 2019 (15.0, 46 yds) |
| Recorded 12 or more tackles for loss | at SMU, 2018 (12) |
| Recorded 11 or more tackles for loss | vs Tulsa, 2018 (11) |
| Recorded 10 or more tackles for loss | vs Ole Miss, 2019 (10) |
| Had four or more players with 2 or more tackles for loss | vs Ole Miss, 2019 (4) |
| Had three or more players with 2 or more tackles for loss | vs Cincinnati, 2019 (3) |

SPECIAL TEAMS

| | |
|---|--|
| Returned a punt for a TD | vs Tulsa, 2018 (Pop Williams) |
| Returned a blocked punt for a TD | vs Southern, 2019 (Keith Brown) |
| Returned a kickoff for a TD | vs SMU, 2019 (Antonio Gibson, 97 yards) |
| Blocked one punt | vs Tulane, 2017 (JJ Russell) |
| Blocked two punts | vs Southern, 2019 (2, Rodrigues Clark, Colton Cochran) |
| Blocked three punts | vs Arkansas, 1992 (4) |
| Blocked four punts | vs Arkansas, 1992 (4) |
| Blocked a field goal | at Tulsa, 2019 (Quindell Johnson) |
| Blocked a PAT | vs South Alabama, 2018 (Jonathan Wilson) |
| Blocked a field goal and a PAT in the same game | vs Georgia State, 2018 (John Tate) |
| Returned a Blocked PAT for 2 Points | at UAB, 2012 (Charles Harris) |
| Punted 13 or more times | vs Texas A&M, 1979 (13) |
| Punted 12 or more times | vs SMU, 2011 (12) |
| Punted 11 or more times | at Southern Miss, 2011 (11) |
| Punted 10 or more times | at Ole Miss, 2014 (10) |
| Punted two times or less | vs SMU, 2019 (2) |
| Punted one time in a game | vs Southern, 2019 |
| Did not punt in a game | vs Navy, 2017 |
| Missed a kicking PAT | vs Ole Miss, 2019 |
| Had a kicking PAT blocked | vs Marshall, 2011 |
| Had a punt blocked | vs Cincinnati (AAC CG), 2019 |

Had a field goal blocked vs Auburn, 2015
 Had a blocked field goal returned for a TD vs Louisville, 2008
 Recorded 2 special teams TDs at Arkansas State, 2012 (2, BL P & P FF)
 Gave up 2 special teams TDs vs Louisville, 2008 (2, BL FG & KOR)
 Recovered an opponent's on-side kick vs SMU, 2019
 Recovered a Memphis on-side kick at ULM, 2019
 Recovered two on-side kicks in a game at Tulane, 2016 (1 Memphis kick, 1 Tulane kick)
 Totaled 200 or more kickoff return yards vs SMU, 2019 (220)
 Totaled 150 or more kickoff return yards at Tulsa, 2019 (165)
 Totaled 100 or more kickoff return yards vs Cincinnati, 2019 (126)
 Returned 10 or more kickoffs vs Mississippi State, 2011 (10)

MISCELLANEOUS

Had 30 or more first downs at USF, 2019 (31)
 Had 25 or more first downs vs Cincinnati (AAC CG), 2019 (25)
 Had 16 or more penalties vs SMU, 2019 (16)
 Had 15 or more penalties at Middle Tennessee, 2013 (15)
 Had 12 or more penalties at SMU, 2018 (12)
 Had 10 or more penalties at South Alabama, 2019 (10)
 Had 125 or more yards in penalties SMU, 2019 (134)
 Had 100 or more yards in penalties at South Alabama, 2019 (100)
 Had a 100-yard rusher and a 100-yard receiver in the same game
 vs Cincinnati (AAC CG), 2019 (Gibson, 130 yards rushing; Coxie, 165 yards receiving)
 Had a 100-yard receiver and 2, 100-yard rushers vs Houston, 2018
 (Pollard, 116 receiving; Henderson 178 rush; Taylor 128 rush)
 Had 2 100-yard receivers in a game vs SMU, 2019 (Coxie, 143; Gibson, 130)
 Had 2 100-yard rushers and 2 100-yard receivers in the same game at UCF, 2017
 (Henderson, 109 rush; Taylor, 107 rush, Miller, 195 receiving; Dykes 161 receiving)
 Had 40 or more minutes of TOP at Cincinnati, 2014 (40:55)
 Had 35 or more minutes of TOP at USF, 2019 (38:12)
 Had a tie game vs Arkansas State, 1990
 Was involved in an overtime at UCF, 2017
 Was involved in double overtime at UCF, 2017
 Gave up a Safety at SMU, 2018
 Recorded a Safety vs Ole Miss, 2019

IN ONE QUARTER

Passed for 75 yards or more vs Cincinnati, 2019 (81-1st)
 Passed for 100 yards or more vs Cincinnati (AAC CG), 2019 (101-3rd)
 Passed for 125 yards or more vs Tulane, 2019 (131-3rd)
 Passed for 150 yards or more at USF, 2019 (160-2nd)
 Passed for 175 yards or more at Houston, 2017 (181-4th)
 Passed for 200 yards or more at UConn, 2017 (248-2nd)
 Passed for 225 yards or more vs Mercer, 2018 (231-2nd)
 Passed for two TDs at Houston, 2019 (2-2nd & 3rd)
 Passed for three TDs vs UCLA, 2017 (3-2nd)
 Passed for four TDs vs Mercer, 2018 (4-2nd)
 Rushed for 75 yards or more vs Cincinnati, 2019 (83-4th)
 Rushed for 100 yards or more at USF, 2019 (108-3rd)
 Rushed for 125 yards or more vs Cincinnati (AAC CG), 2019 (126-2nd)
 Rushed for 175 yards or more at UCF, 2018 (191-1st)
 Rushed for four TDs or more vs UConn, 2018 (4-2nd)
 Rushed for three TDs or more at UCF, 2018 (3-1st)
 Rushed for two TDs or more at USF, 2019 (2-3rd)
 Kicked three or more field goals vs SMU, 2019 (3-2nd)
 Had four receivers catch three passes vs Southern Miss, 2007 (4-4th)
 Had seven receivers catch one pass vs SMU, 2017 (7-3rd)

IN ONE HALF

Passed for 350 yards or more vs Mercer, 2018 (358-1st)
 Passed for 300 yards or more at UConn, 2017 (325-1st)
 Passed for 200 yards or more at Houston, 2019 (229-1st)
 Passed for 175 yards or more at ULM, 2019 (189, 1st)
 Passed for 150 yards or more vs Cincinnati (AAC CG), 2019 (167-2nd)
 Passed for two or more TDs vs SMU, 2019 (2-2nd)
 Passed for three or more TDs at Houston, 2019 (3-1st)
 Passed for four or more TDs vs Tulane, 2019 (4-1st)
 Passed for five or more TDs vs Mercer, 2018 (5-1st)
 Passed for six or more TDs vs Bowling Green, 2016 (6-1st)
 Passed for seven or more TDs vs SMU, 2015 (7-1st)
 Rushed for 300 yards or more at UCF, 2018 (336-1st)
 Rushed for 250 yards or more vs Akron, 2005 (252-2nd)
 Rushed for 200 yards or more at South Alabama, 2019 (245-1st)
 Rushed for 275 yards or more vs Houston, 2018 (275-2nd)
 Rushed for 175 yards or more at USF, 2019 (190-2nd)
 Rushed for 150 yards or more at ULM, 2019 (150-1st)
 Rushed for five TDs or more vs Houston, 2018 (5-2nd)
 Rushed for four TDs or more at UCF, 2018 (4-1st)
 Rushed for three TDs or more vs Southern, 2019 (3-2nd)
 Rushed for two TDs or more at Tulsa, 2019 (2-2nd)
 Kicked four or more field goals vs UAB, 1999 (4-1st)

THE LAST TIME A TIGER PLAYER

RUSHING

Rushed 40 or more times Marcus Holliday vs Tulane, 1994 (42)
 Rushed 35 or more times Sam Craft at Cincinnati, 2014 (38)
 Rushed 30 or more times Patrick Taylor Jr vs Wake Forest, 2018 (30)
 Rushed 25 or more times Patrick Taylor vs Ole Miss, 2019 (27)
 Rushed for 250 or more yards DeAngelo Williams vs USF, 2004 (263)
 Rushed for 200 or more yards Kenneth Gainwell at ULM, 2019 (209)
 Rushed for 175 or more yards Darrell Henderson vs Houston, 2018 (178)
 Rushed for 150 or more yards Darrell Henderson vs Tulsa, 2018 (166)
 Rushed for 125 or more yards Antonio Gibson vs Cincinnati (AAC CG), 2019 (130)
 Rushed for 100 or more yards Kenneth Gainwell vs Tulane, 2019 (104)
 Rushed for four or more TDs Patrick Taylor Jr. at Houston, 2017 (4)
 Rushed for three or more TDs Patrick Taylor at USF, 2019 (3)
 Rushed for two or more TDs Kenneth Gainwell at ULM, 2019 (2)
 Had a run of 90 or more yards Herb Covington vs Cincinnati, 1966 (92)
 Had a run of 80 or more yards Darrell Henderson at UCF, 2018 (82)
 Had a run of 70 or more yards Antonio Gibson vs SMU, 2019 (78)
 Had a run of 60 or more yards Antonio Gibson vs Cincinnati (AAC CG), 2019 (65)
 Had a run of 50 or more yards Kenneth Gainwell at Tulsa, 2019 (54)
 Had 2 players rush for three or more TDs Henderson & Taylor vs UConn, 2018 (3)
 Had 2 players rush for two or more TDs Henderson & Taylor vs Houston, 2018 (2)

PASSING

Passed for 400 or more yards Riley Ferguson at UCF, 2017 (471)
 Passed for 350 or more yards Brady White vs SMU, 2019 (350)
 Passed for 300 or more yards Brady White at Houston, 2019 (341)
 Passed for 250 or more yards Brady White vs Cincinnati (AAC CG), 2019 (253)
 Passed for 200 or more yards Brady White vs Cincinnati, 2019 (233)
 Attempted 60 or more passes Martin Hankins vs East Carolina, 2007 (60)
 Attempted 50 or more passes Riley Ferguson at Houston, 2017 (53)
 Attempted 40 or more passes Brady White at Temple, 2019 (43)
 Attempted 30 or more passes Brady White vs Cincinnati (AAC CG), 2019 (39)
 Completed 30 or more passes Riley Ferguson at UCF (AAC CG), 2017 (30)
 Completed 25 or more passes Brady White at Temple, 2019 (28)
 Completed 20 or more passes Brady White at Houston, 2019 (22)
 Threw seven or more TD passes Riley Ferguson at UConn, 2017 (7)
 Threw six or more TD passes Riley Ferguson vs UCLA, 2017 (6)
 Threw five or more TD passes Brady White at Houston, 2019 (5)
 Threw four or more TD passes Riley Ferguson at UCF (AAC CG), 2017 (4)
 Threw three or more TD passes Brady White vs SMU, 2019 (3)
 Threw five or more interceptions Martin Hankins vs Southern Miss, 2006 (5)
 Threw four or more interceptions Martin Hankins vs Ole Miss, 2007 (4)
 Threw three or more interceptions Riley Ferguson at UCF, 2017 (3)
 Completed a pass for 90 or more yards Taylor Reed vs Austin Peay, 2011 (93)
 Completed a pass for 80 or more yards Riley Ferguson vs ECU, 2016 (89)
 Completed a pass for 70 or more yards Brady White vs Navy, 2019 (73)
 Completed a pass for 60 or more yards Brady White vs Tulane, 2019 (68)
 Completed a pass for 50 or more yards Brady White vs Cincinnati, 2019 (54)
 to Damonte Coxie

RECEIVING

Caught 10 or more passes Damonte Coxie at ECU, 2018 (10)
 Caught seven or more passes Damonte Coxie vs Cincinnati (AAC CG), 2019 (9)
 Had 250 or more yards receiving Anthony Miller vs Tulsa, 2016 (250)
 Had 200 or more yards receiving Kenneth Gainwell vs Tulane, 2019 (203)
 Had 180 or more yards receiving Anthony Miller at UCF, 2017 (195)
 Had 175 or more yards receiving Damonte Coxie at ECU, 2018 (176)
 Had 150 or more yards receiving Damonte Coxie vs Cincinnati (AAC CG), 2019 (165)
 Had 125 or more yards receiving Damonte Coxie vs Cincinnati, 2019 (145)
 Had 100 or more yards receiving Damonte Coxie at Tulsa, 2019 (112)
 Caught four or more TD passes Anthony Miller at UConn, 2017 (4)
 Caught three or more TD passes Anthony Miller at UCF, 2017 (3)
 Caught two or more TD passes Damonte Coxie at Houston, 2019 (2)

TOTAL OFFENSE

Had 400 or more yards of total offense Riley Ferguson at UCF, 2017 (466)
 Had 350 or more yards of total offense Brady White vs Tulane (351)
 Had 300 or more yards of total offense Brady White vs SMU, 2019 (336)
 Had 250 or more yards of total offense Brady White at Tulsa, 2019 (282)

SCORING

Responsible for seven or more TDs Riley Ferguson at UConn, 2017 - 7 (7 pass)
 Responsible for six or more TDs Brady White at Houston, 2019 - 6 (5 pass, 1 rush)
 Responsible for five or more TDs Brady White vs Tulane, 2019 - 5 (5 pass)
 Responsible for four or more TDs Riley Ferguson at UCF, 2017 - 4 (4 pass)
 Scored four or more TDs Darrell Henderson at UCF, 2018 (3 rushing, 1 pass)
 Scored three or more TDs Patrick Taylor at USF, 2019 (3 rush)
 Scored in three different ways.. Antonio Gibson vs SMU, 2019 (1 receiving, 1 rush, 1 KOR)

DEFENSE

Intercepted three or more passes Bobby McCain at USF, 2013 (3)
 Intercepted two or more passes Austin Hall vs Navy, 2017 (2)
 Returned an interception for a touchdown La'Andre Thomas at ULM, 2019
 Recovered three or more fumbles Quinton McCrary vs UCF, 2007 (3)
 Recovered two or more fumbles Austin Hall at South Alabama, 2016 (2)
 Returned two fumbles for TDs Ryan Coleman vs SMU, 2013 (2)
 Returned fumble for TD Austin Hall at South Alabama, 2019
 Recorded four or more sacks Clinton McDonald vs Arkansas St., 2008 (4)
 Recorded three or more sacks Genard Avery vs Tulane, 2017 (3.5)
 Recorded two or more sacks Bryce Huff and Joseph Dorceus vs Cincinnati, 2019 (2.0)
 Recorded five or more TFLs Bryce Huff at Tulane, 2018 (5.0)
 Recorded four or more TFLs Joseph Dorceus vs Cincinnati, 2019 (4.0)
 Had three or more TFLs Bryce Huff vs Cincinnati, 2019 (3.5)
 Created two or more takeaways Chris Claybrooks vs Cincinnati (AAC CG), 2019 (2)

SPECIAL TEAMS

Scored 18 or more points kicking Riley Patterson vs SMU, 2019 (18)
 Scored 15 or more points kicking Jake Elliott at SMU, 2016 (15)
 Scored 10 or more points kicking Riley Patterson vs Cincinnati (AAC CG), 2019 (11)
 Made five or more field goals Jake Elliott at Houston, 2013 (5)
 Made four or more field goals Riley Patterson vs SMU, 2019 (4)
 Made three or more field goals Riley Patterson vs Cincinnati (AAC CG), 2019 (3)
 Attempted five or more field goals Jake Elliott at Temple, 2015 (5)
 Attempted four or more field goals Riley Patterson vs SMU, 2019 (4)
 Attempted three or more field goals Riley Patterson vs Cincinnati (AAC CG), 2019 (3)
 Made a field goal of 50 or more yards ... Riley Patterson vs Cincinnati (AAC CG), 2019 (50)
 Made two or more 50+ yard FGs Riley Patterson vs Cincinnati (AAC CG), 2019 (52, 50)
 Punted 12 or more times Tom Hornsey vs SMU, 2011 (12)
 Punted 11 or more times Tom Hornsey at Southern Miss, 2011 (11)
 Punted 10 or more times Spencer Smith at Ole Miss, 2014 (10)
 Punted 70 or more yards Adam Williams vs Tulane, 2019 (76)
 Punted 60 or more yards Spencer Smith at Tulane, 2016 (63)
 Had a punt average over 50 yards (min. 2 punts) Adam Williams vs Tulane, 2019 (51.3)
 Totaled 175 or more yards in kick returns Tony Pollard, 2018 (209)
 Totaled 150 or more yards in kick returns Antonio Gibson vs SMU, 2019 (159)
 Totaled 125 or more yards in kick returns Chris Claybrooks vs Cincinnati, 2019 (126)
 Totaled 100 or more yards in kick returns Chris Claybrooks vs Tulane, 2019 (107)
 Returned a kick 90 or more yards Chris Claybrooks vs Cincinnati, 2019 (96)
 Returned a kickoff for a TD Chris Claybrooks vs Cincinnati, 2019 (96)
 Returned nine or more kickoffs Marcus Hightower vs Houston, 2009 (9)
 Returned eight or more kickoffs D.A. Griffin vs Houston, 2010 (8)
 Returned seven or more kickoffs Tony Pollard at UCF, 2018 (7)
 Returned six or more kickoffs Tony Pollard vs Wake Forest, 2018 (6)
 Returned 10 or more punts Ryan Roskelly vs Tulsa, 1994 (10)
 Returned seven or more punts Darron White vs Chattanooga, 2004 (7)
 Returned six or more punts Keiwone Malone vs Middle Tennessee, 2014 (6)
 Had 150 or more punt return yards Ryan Roskelly vs Tulsa, 1994 (194)
 Had 100 or more punt return yards Pop Williams vs Tulsa, 2018 (109)
 Had a punt return of 90 or more yards Keith Wright vs Louisville, 1975 (94)
 Had a punt return of 80 or more yards Ryan Johnson vs Cincinnati, 2000 (82)
 Had a punt return of 70 or more yards Pop Williams vs Tulsa, 2018 (72)
 Had a punt return of 50 or more yards Roderick Proctor vs Missouri State, 2015 (63)
 Returned a punt for a TD Pop Williams vs Tulsa, 2018 (72)
 Blocked a punt Rodrigues Clark & Colton Cochran vs Southern, 2019
 Returned a blocked punt for a TD Keith Brown vs Southern, 2019
 Blocked a field goal Quindell Johnson at Tulsa, 2019
 Blocked a PAT John Tate vs Georgia State, 2018
 Returned a blocked PAT for a score Charles Harris at UAB, 2012
 Returned a botched PAT for a score Jacobi Francis at South Alabama, 2019

IN ONE QUARTER

Passed for 75 yards or more Brady White vs Cincinnati, 2019 (81-1st)
 Passed for 100 yards or more Brady White vs Cincinnati (AAC CG), 2019 (101-3rd)
 Passed for 125 yards or more Brady White vs Tulane, 2019 (131-3rd)
 Passed for 150 yards or more Brady White at USF, 2019 (160-2nd)
 Passed for 175 yards or more Riley Ferguson at Houston, 2017 (181-4th)
 Passed for 200 yards or more Riley Ferguson at UConn, 2017 (248-2nd)
 Passed for 225 yards or more Brady White vs Mercer, 2018 (231- 2nd)
 Passed for four or more TDs Brady White vs Mercer, 2018 (4-2nd)
 Passed for three or more TDs Riley Ferguson vs UCLA, 2017 (3-2nd)
 Passed for two or more TDs Brady White at USF, 2019 (2-2nd)
 Rushed for 75 yards or more Antonio Gibson vs SMU, 2019 (78-4th)
 Rushed for 100 yards or more Darrell Henderson vs UCF, 2018 (122-2nd)
 Rushed for 150 yards or more Paul Gowen vs Tulsa, 1969 (150-2nd)
 Rushed for two TDs or more Darrell Henderson at UCF, 2018 (2-1st)
 Rushed for three TDs or more Riley Ferguson vs SMU, 2017 (2-3rd)
 Caught nine or more passes Anthony Miller at UConn, 2017 (9-2nd)
 Caught six or more passes Anthony Miller vs Houston, 2016 (6-4th)
 Caught five or more passes Kenneth Gainwell vs Tulane, 2019 (5-1st)
 Caught four or more passes Damonte Coxie at USF, 2019 (4-2nd)

Caught three or more passes Damonte Coxie vs Cincinnati (AAC CG), 2019 (3-3rd)
 Caught two or more TD passes Anthony Miller at UConn, 2017 (3-2nd)
 Had 75 or more receiving yards Antonio Gibson vs SMU, 2019 (76-2nd)
 Had 100 or more receiving yards Kenneth Gainwell vs Tulane, 2019 (110-3rd)
 Kicked three or more field goals Stephen Gostkowski vs Ole Miss, 2003 (3-4th)

IN ONE HALF

Passed for 300 yards or more Brady White vs Mercer, 2018 (358-1st)
 Passed for 200 yards or more Brady White at USF, 2019 (222-1st)
 Passed for 175 yards or more Brady White at Tulsa, 2019 (180, 1st)
 Rushed for 200 yards or more Darrell Henderson at UCF, 2018 (207-1st)
 Rushed for 125 yards or more Kenneth Gainwell at ULM, 2019 (142-2nd)
 Rushed for 100 yards or more Darrell Henderson vs Houston, 2018 (113, 2nd)
 Rushed for three TDs or more Darrell Henderson at UCF, 2018 (3-1st)
 Rushed for two TDs or more Patrick Taylor Jr. at USF, 2019 (2-1st)
 Passed for seven or more TDs Paxton Lynch vs SMU, 2015 (7-1st)
 Passed for six or more TDs Riley Ferguson vs Bowling Green, 2016 (6-1st)
 Passed for five or more TDs Brady White vs Mercer, 2018 (5-1st)
 Passed for four or more TDs Brady White vs Tulane, 2019 (4-1st)
 Passed for three or more TDs Brady White at Houston, 2019 (3-1st)
 Caught 12 or more passes Anthony Miller at UConn, 2017 (12-1st)
 Caught eight or more passes Anthony Miller at UCF, 2017 (8-2nd)
 Caught seven or more passes Anthony Miller vs Western Kentucky, 2016 (7, 2nd)
 Caught six or more passes Damonte Coxie at ECU, 2018 (6-2nd)
 Had 150 yards receiving Anthony Miller at UConn, 2017 (157-1st)
 Had 125 yards receiving Kenneth Gainwell vs Tulane, 2019 (137-2nd)
 Had 100 yards receiving Antonio Gibson vs SMU, 2019 (104, 1st)
 Caught three or more TD passes Anthony Miller at UConn, 2017 (3-1st)
 Caught two or more TD passes Calvin Austin III vs Tulane, 2019 (2-1st)
 Kicked four or more field goals Ryan White vs UAB, 1999 (4-1st)
 Kicked three or more field goals Riley Patterson vs SMU, 2019 (3-1st)

THE LAST TIME A TIGER OPPONENT**RUSHING**

Had 500 or more yards rushing Texas A&M, 1978 (523)
 Had 400 or more yards rushing vs USF, 2016 (416)
 Had 300 or more yards rushing UCF, 2018 (350)
 Had 75 or more rushing attempts Texas A&M, 1978 (75)
 Had 70 or more rushing attempts Navy, 2018 (73)
 Had seven or more rushing TDs UCF, 2007 (7)
 Had six or more rushing TDs UCF, 2018 (6)
 Had five or more rushing TDs Navy, 2015 (5)
 Had four or more rushing TDs Tulsa, 2019 (4)
 Had two players with 100 yards rushing in game at ULM, 2019 (2)
 (Josh Johnson, 119; Caleb Evans 112)

PASSING

Had 500 or more yards passing Cincinnati, 2015 (620)
 Had 400 or more yards passing SMU, 2019 (456)
 Had 300 or more yards passing Tulsa, 2019 (309)
 Had 60 or more pass attempts ECU, 2018 (62)
 Had 50 or more pass attempts SMU, 2019 (55)
 Had 40 or more pass attempts Tulsa, 2019 (40)
 Had 35 or more completions Houston, 2016 (47)
 Had 30 or more completions SMU, 2019 (34)
 Had 25 or more completions Houston, 2017 (29)
 Had six or more TD passes Houston, 2010 (6)
 Had five or more TD passes UCF, 2017 (5)
 Had four or more TD passes Missouri, 2018 (4)
 Had three or more TD passes SMU, 2019 (3)
 Had six or more passes intercepted East Carolina, 1993 (6)
 Had five or more passes intercepted Mississippi State, 1997 (5)
 Had four or more passes intercepted Bowling Green, 2016 (4)
 Had three or more passes intercepted Tulane, 2019 (3)

RECEIVING

Had two or more players with 100 yards receiving in game SMU, 2019
 James Proche (149), Rashee Rice (122)
 Has a receiver with 200 or more yards receiving Houston, 2016 (Linell Bonner, 235)

TOTAL OFFENSE

Had 700 or more yards of total offense Cincinnati, 2015 (752)
 Had 600 or more yards of total offense UCF, 2018 (698)
 Had 500 or more yards of total offense SMU, 2019 (553)
 Had 400 or more yards of total offense Cincinnati (AAC CG), 2019 (454)
 Had 100 or more plays Tulsa, 2019 (101)
 Had 90 or more plays Wake Forest, 2018 (90)
 Had 80 or more plays at Temple, 2019 (85)
 Had 75 or more plays Cincinnati (AAC CG), 2019 (76)

SCORING

| | |
|--|-------------------------|
| Scored 70 or more points..... | Ole Miss, 1935 (92) |
| Scored 60 or more points..... | Missouri, 2018 (65) |
| Scored 50 or more points..... | UCF (AAC CG), 2018 (56) |
| Scored 40 or more points..... | SMU, 2019 (48) |
| Scored a two-point conversion passing..... | SMU, 2019 |
| Scored a two-point conversion running..... | SMU, 2019 |

TURNOVERS

| | |
|---|--|
| Committed seven or more turnovers..... | Cincinnati, 1998 (7, 5 fumbles, 2 int.) |
| Committed six or more turnovers..... | Kansas (6, 4 fumbles, 2 int.) |
| Committed five or more turnovers..... | Navy, 2017 (5, 3 fumbles, 2 int.) |
| Committed four or more turnovers..... | UCF, 2017 (4, 1 fumble, 3 int.) |
| Had five or more fumbles..... | ULM, 2017 (6) |
| Lost four or more fumbles..... | Kansas, 2016 (4) |
| Did not commit a turnover..... | USF, 2019 |
| Returned an interception for a touchdown..... | Houston, 2018 (Gleson Sprewell - 63 yds) |
| Returned a fumble for a touchdown..... | Southern, 2019 |

DEFENSE

| | |
|--|---------------------------------------|
| Held UofM to 10 or fewer first downs..... | SMU, 2012 (9) |
| Held UofM to 0 or fewer yards rushing..... | SMU, 2011 (-14) |
| Held UofM to under 100 yards rushing..... | at Tulane, 2018 (31) |
| Held UofM to 100 or fewer yards passing..... | ULM, 2017 (97) |
| Held UofM to under 300 yards of total offense..... | at Tulane, 2018 (277) |
| Held UofM to under 200 yards of total offense..... | Ole Miss, 2014 (104) |
| Intercepted five or more UofM passes..... | East Carolina, 2006 (5) |
| Intercepted four or more UofM passes..... | Ole Miss, 2007 (4) |
| Intercepted three or more UofM passes..... | UCF, 2017 (3) |
| Recorded a safety..... | SMU, 2018 |
| Recorded six or more quarterback sacks..... | Tulane, 2018 (7) |
| Recorded five or more quarterback sacks..... | Western Kentucky, 2016 (6) |
| Forced four or more Memphis turnovers..... | at Temple, 2019 (4, 3 fumbles, 1 INT) |
| Returned a fumble for a touchdown..... | Southern, 2019 |

SPECIAL TEAMS

| | |
|---------------------------------------|---|
| Returned a punt for a TD..... | Houston, 2010 (P. Edwards) |
| Returned a blocked punt for a TD..... | at Houston, 2019 (Cole McGowan) |
| Returned a kickoff for a TD..... | Louisville, 2008 (Trent Guy) |
| Blocked a punt..... | vs Cincinnati (AAC CG), 2019 (Wilson Huber) |
| Blocked a field goal..... | Auburn, 2015 (Blake Countess) |
| Blocked a field goal for a TD..... | Louisville, 2008 (Brandon Heath) |
| Blocked a PAT..... | Tulane, 2012 |
| Punted 10 or more times..... | Missouri State, 2015 (10) |
| Did not punt..... | Houston, 2010 |
| Missed a PAT (kicking)..... | Navy, 2019 |
| Attempted an on-side kick..... | SMU, 2019 |
| Scored two special teams TDs..... | Louisville, 2008 |

MISCELLANEOUS

| | |
|---|---|
| Had 30 or more first downs..... | at Tulsa, 2019 (33) |
| Had 25 or more first downs..... | Temple, 2019 (27) |
| Had 10 or more penalties..... | Cincinnati (AAC CG), 2019 (11) |
| Had 100 or more penalty yards..... | at ULM, 2019 (114) |
| Had 35 minutes or more of possession..... | Tulsa, 2019 (36:05) |
| Had a 100 yard receiver and rusher..... | Tulsa, 2019 (Keylon Stokes, 129 receiving yds Shamari Brooks, 156 rushing yds) |

THE LAST TIME AN OPPOSING PLAYER**RUSHING**

| | |
|------------------------------------|--|
| Rushed 45 or more times..... | Cyrus Lawrence, Va. Tech, 1981 (45) |
| Rushed 35 or more times..... | Shamari Brooks, Tulsa, 2019 (36) |
| Rushed 30 or more times..... | James Flanders, Tulsa, 2016 (33) |
| Rushed 25 or more times..... | Malcolm Perry, Navy, 2019 (25) |
| Rushed for 300 or more yards..... | Chris Johnson, East Carolina, 2007 (301) |
| Rushed for 250 or more yards..... | Chris Johnson, East Carolina, 2007 (301) |
| Rushed for 200 or more yards..... | Greg McCrae, UCF (AAC CG), 2018 (206) |
| Rushed for 150 or more yards..... | Shamari Brooks, Tulsa, 2019 (156) |
| Rushed for 100 or more yards..... | Desmond Ridder, Cincinnati (AAC CG), 2019 (113) |
| Rushed for five or more TDs..... | James Flanders, Tulsa, 2016 (5) |
| Rushed for four or more TDs..... | Darriel Mack, UCF (AAC CG), 2018 (4) |
| Rushed for three or more TDs..... | Corey Taylor II, Tulsa, 2019 (3) |
| Rushed for two or more TDs..... | Michael Warren II, Cincinnati (AAC CG), 2019 (2) |
| Had a run of 90 yards or more..... | Adrian Killins, UCF, 2017 (96) |
| Had a run of 80 yards or more..... | L. Murray, UCF, 2012 (83) |
| Had a run of 70 yards or more..... | Taj McGowan, UCF, 2018 (71) |
| Had a run of 60 yards or more..... | Clayton Tune, Houston, 2019 (68) |
| Had a run of 50 yards or more..... | Larry Rountree III, Missouri, 2018 (59) |

PASSING

| | |
|--|--|
| Passed for 500 yards or more..... | Hayden Moore, Cincinnati, 2015 (557) |
| Passed for 400 yards or more..... | Shane Buechele, SMU, 2019 (456) |
| Passed for 300 yards or more..... | Zach Smith, Tulsa, 2019 (309) |
| Attempted 60 or more passes..... | Holton Ahlers, ECU, 2018 (62) |
| Attempted 50 or more passes..... | Shane Buechele, SMU, 2019 (54) |
| Attempted 40 or more passes..... | Zach Smith, Tulsa, 2019 (40) |
| Attempted 35 or more passes..... | Desmond Ridder, Cincinnati (AAC CG), 2019 (36) |
| Completed 40 or more passes..... | Greg Ward, Jr., Houston, 2016 (47) |
| Completed 30 or more passes..... | Shane Buechele, SMU, 2019 (34) |
| Completed 25 or more passes..... | Ben Hicks, SMU, 2018 (29) |
| Threw for five or more TDs..... | Shane Carden, East Carolina, 2012 (5) |
| Threw for four or more TDs..... | Drew Lock, Missouri, 2018 (4) |
| Threw for three or more TDs..... | Shane Buechele, SMU, 2019 (3) |
| Threw four or more interceptions..... | Mike White, USF, 2013 (4) |
| Threw three or more interceptions..... | Christian Stewart, BYU, 2014 (3) |
| Completed a pass for 90 or more yards..... | Matt Johnson, Bowling Green, 2015 (94) |
| Completed a pass for 80 or more yards..... | Dane Evans, Tulsa, 2015 (80) |
| Completed a pass for 70 or more yards..... | Tylan Morton at South Alabama, 2019 (74) |
| Completed a pass for 60 or more yards..... | Evan Orth, South Alabama, 2018 (63) |
| Completed a pass for 50 or more yards..... | Clayton Tune, Houston, 2019 (53) |

RECEIVING

| | |
|--------------------------------------|---------------------------------------|
| Caught 15 or more passes..... | Linell Bonner, Houston, 2016 (17) |
| Caught 10 or more passes..... | James Proche, SMU, 2019 (13) |
| Had 200 or more yards receiving..... | Linell Bonner, Houston, 2016 (235) |
| Had 175 or more yards receiving..... | Trevon Brown, ECU, 2018 (193) |
| Had 150 or more yards receiving..... | Alex Bachman, Wake Forest, 2018 (171) |
| Had 125 yards or more receiving..... | James Proche, SMU, 2019 (149) |
| Had 100 or more yards receiving..... | Rashee Rice vs SMU, 2019 (122) |
| Caught three or more TD passes..... | Al Okwuegbunam, Missouri, 2018 (3) |
| Caught two or more TD passes..... | Kylen Granson, SMU, 2019 (2) |

TOTAL OFFENSE

| | |
|---|---|
| Had 500 or more yards of total offense..... | Holton Ahlers, ECU, 2018 (506) |
| Had 400 or more yards of total offense..... | Shane Buechele, SMU, 2019 (443) |
| Had 300 or more yards of total offense..... | Desmond Ridder, Cincinnati (AAC CG), 2019 (346) |

SCORING

| | |
|---------------------------------------|---|
| Accounted for five or more TDs..... | Darriel Mack, UCF (AAC CG), 2018 (6 - 2 pass, 4 rush) |
| Accounted for four or more TDs..... | Caleb Evans, ULM, 2019 (4 - 2 pass, 2 rush) |
| Accounted for three or more TDs..... | Shane Buechele, SMU, 2019 (3 - 3 passing) |
| Scored five or more TDs..... | J. Flanders, Tulsa, 2016 (5) |
| Scored four or more TDs..... | Caleb Evans, ULM, 2019 (4) |
| Scored three or more TDs..... | Corey Taylor II, Tulsa, 2019 (3 rush) |
| Scored two or more TDs..... | Michael Warren II, Cincinnati (AAC CG), 2019 (2 rush) |
| Kicked four or more field goals..... | Kevin Fitzpatrick, Tulsa, 2009 (4) |
| Kicked three or more field goals..... | Will Mobley, Tulane, 2019 (3) |

DEFENSE

| | |
|--|---|
| Intercepted two or more passes..... | Gleson Sprewell, Houston, 2018 (2) |
| Recovered two or more fumbles..... | D. Mathews, Houston, 2013 (2) |
| Forced two or more fumbles..... | Sean Williams, Navy, 2018 (2) |
| Returned a fumble for a touchdown..... | Jordan Lewis, Southern, 2019 (74 yards) |
| Recorded three or more sacks..... | Nick Brents-Dawson, 2016 (3) |
| Recorded two or more sacks..... | Donald Louis, ULM, 2019 (2.0) |
| Recorded five or more tackles for loss..... | Haason Reddick, Temple, 2016 (5) |
| Recorded four or more tackles for loss..... | Chris Daley, USF, 2001 (4) |
| Recorded three or more tackles for loss..... | Richard McBryde, SMU, 2019 (3.0) |

SPECIAL TEAMS

| | |
|--|------------------------------------|
| Scored 10 or more points kicking..... | J. Rainey, Tulsa, 2019 (11) |
| Kicked four or more field goals..... | Kevin Fitzpatrick, Tulsa, 2009 (4) |
| Kicked three or more field goals..... | Will Mobley, Temple, 2019 (3) |
| Kicked a field goal of 50 yds or more..... | Jake Verity, ECU, 2018 (52) |
| Kicked a 70-yard punt..... | Caleb Houston, UCF, 2013 (71) |
| Kicked a 60-yard punt..... | Thomas Bennett, Tulsa, 2018 (60) |
| Totaled 150 or more kick return yards..... | Sherman Badie, Tulane, 2017 (159) |
| Totaled 100 or more kick return yards..... | CJ Sanders, SMU, 2019 (113) |
| Totaled 100 or more punt return yards..... | Mario Hull, Rice, 2011 (121) |
| Had a punt return of 50 or more yards..... | Kenneth Acker, SMU, 2012 (59) |
| Had a 100-yard kickoff return..... | Fred Reed, Mississippi St., 2003 |

SCORING INDIVIDUAL RECORDS

MOST POINTS SCORED (MIN. 18)

| Rk | PTS | PLAYER VS OPPONENT | YEAR |
|-----------|-----------|--|-------------|
| T1 | 24 | Patrick Taylor Jr. at Houston | 2017 |
| T1 | 24 | Anthony Miller at UConn | 2017 |
| T1 | 24 | Curtis Steele vs Tulsa | 2009 |
| T1 | 24 | DeAngelo Williams vs Chattanooga | 2004 |
| T1 | 24 | DeAngelo Williams vs Houston | 2004 |
| T1 | 24 | DeAngelo Williams vs ECU | 2004 |
| T1 | 24 | Dante Brown vs Houston | 2001 |
| T8 | 18 | 44 times, last by Riley Patterson | 2019 |

MOST TDs SCORED (MIN. 3; RUSH/REC)

| Rk | TDs | PLAYER VS OPPONENT | YEAR |
|-----------|----------|---|-------------|
| T1 | 4 | Patrick Taylor Jr. at Houston | 2017 |
| T1 | 4 | Anthony Miller at UConn | 2017 |
| T1 | 4 | Curtis Steele vs Tulsa | 2009 |
| T1 | 4 | DeAngelo Williams vs Chattanooga | 2004 |
| T1 | 4 | DeAngelo Williams vs Houston | 2004 |
| T1 | 4 | DeAngelo Williams vs ECU | 2004 |
| T1 | 4 | Dante Brown vs Houston | 2001 |
| T8 | 3 | 43 times, last by Patrick Taylor Jr. | 2019 |

TDs RESPONSIBLE FOR (MIN. 4; PASS/RUSH)

| Rk | TDs | PLAYER VS OPPONENT | YEAR |
|-----------|----------|---|-------------|
| T1 | 7 | Riley Ferguson at UConn (7 pass) | 2017 |
| T1 | 7 | Riley Ferguson vs Bowling Green (6 pass, 1 rush) | 2016 |
| T1 | 7 | Paxton Lynch vs SMU (7 pass) | 2015 |
| T1 | 7 | Paxton Lynch vs BYU (4 pass, 3 rush) | 2014 |
| T5 | 6 | Brady White at Houston (5 pass, 1 rush) | 2019 |
| T5 | 6 | Riley Ferguson vs UCLA (6 pass) | 2017 |
| T7 | 5 | Brady White vs Tulane (5 pass) | 2019 |
| T7 | 5 | Brady White vs Mercer (5 pass) | 2018 |
| T7 | 5 | Brady White vs Georgia State (5 pass) | 2018 |
| T7 | 5 | Riley Ferguson vs SMU (3 rush, 2 pass) | 2017 |
| T7 | 5 | Riley Ferguson vs Tulane (3 pass, 2 rush) | 2017 |
| T7 | 5 | Paxton Lynch at Tulsa | 2015 |
| T7 | 5 | Danny Wimprine vs Louisville | 2004 |
| T7 | 5 | Danny Wimprine vs Murray State | 2002 |
| T7 | 5 | Danny Wimprine vs Army | 2001 |
| T7 | 5 | James Earl Wright vs Tulsa | 1961 |
| T16 | 4 | 34 times, last by Darrell Henderson at UCF (3 rush, 1 pass) | 2018 |

MOST PAT MADE KICKING (MIN. 7)

| Rk | PAT | PLAYER VS OPPONENT | YEAR |
|------------|----------|---|-------------|
| 1 | 11 | Jake Elliott vs Bowling Green | 2016 |
| 2 | 10 | Riley Patterson vs ECU | 2017 |
| T3 | 9 | Riley Patterson vs Mercer | 2018 |
| T3 | 9 | Riley Patterson vs SMU | 2017 |
| T3 | 9 | Jake Elliott vs SMU | 2015 |
| T3 | 9 | Jake Elliott at Tulsa | 2015 |
| T3 | 9 | Jake Elliott vs Missouri State | 2015 |
| T3 | 9 | Jake Elliott vs Austin Peay | 2014 |
| T3 | 9 | Pete Weeks vs Louisville | 1969 |
| T10 | 8 | Riley Patterson vs Georgia State | 2018 |
| T10 | 8 | Riley Patterson at ECU | 2018 |
| T10 | 8 | Riley Patterson vs Tulane | 2017 |
| T10 | 8 | Joe Allison vs Tulane | 1992 |
| T10 | 8 | Jack Carter vs Hardin-Simmons | 1961 |
| T15 | 7 | 15 times, last by Riley Patterson at USF | 2019 |

MOST CONSECUTIVE PAT MADE (MIN. 100)

| Rk | PAT | PLAYER | YEARS |
|----|-----|------------------------|-----------|
| 1 | 202 | Jake Elliott (202/202) | 2013-16 |
| 2 | 101 | Ryan White (101/101) | 1998-2001 |

MOST POINTS KICKING (MIN. 13)

| Rk | PTS | PLAYER VS OPPONENT | YEAR |
|------------|-----------|--------------------------------------|-------------|
| T1 | 18 | Riley Patterson vs SMU | 2019 |
| T1 | 18 | Ryan White vs UAB | 1999 |
| 3 | 17 | Stephen Gostkowski vs Arkansas State | 2004 |
| T4 | 16 | Jake Elliott vs Tulsa | 2014 |
| T4 | 16 | Ryan White vs Cincinnati | 1998 |
| T6 | 15 | Jake Elliott at SMU | 2016 |
| T6 | 15 | Jake Elliott at Houston | 2013 |
| T8 | 14 | Jake Elliott at Bowling Green | 2015 |
| T8 | 14 | Stephen Gostkowski vs Marshall | 2005 |
| T8 | 14 | Stephen Gostkowski vs Ole Miss | 2003 |
| T8 | 14 | Joe Allison vs Tulane | 1992 |
| T12 | 13 | Riley Patterson vs Southern | 2019 |
| T12 | 13 | Riley Patterson vs UCF | 2017 |
| T12 | 13 | Jake Elliott vs Kansas | 2016 |

MOST POINTS KICKING (MIN. 13)

| Rk | PTS | PLAYER VS OPPONENT | YEAR |
|-----|-----|------------------------------------|------|
| T12 | 13 | Jake Elliott vs Tulane | 2015 |
| T12 | 13 | Jake Elliott at Kansas | 2015 |
| T12 | 13 | Jake Elliott vs BYU | 2014 |
| T12 | 13 | Matt Reagan vs UAB | 2007 |
| T12 | 13 | Matt Reagan vs SMU | 2007 |
| T12 | 13 | Stephen Gostkowski vs Louisville | 2004 |
| T12 | 13 | Ryan White vs Arkansas State | 2000 |
| T12 | 13 | Don Glossoon vs Ole Miss | 1983 |
| T12 | 13 | Rusty Bennett vs North Texas State | 1977 |

MOST FIELD GOALS MADE (MIN. 4)

| Rk | FGS | PLAYER VS OPPONENT | YEAR |
|-----------|----------|--------------------------------------|-------------|
| T1 | 5 | Jake Elliott at Houston | 2013 |
| T1 | 5 | Ryan White vs UAB | 1999 |
| T3 | 4 | Riley Patterson vs SMU | 2019 |
| T3 | 4 | Jake Elliott at Temple | 2015 |
| T3 | 4 | Jake Elliott vs Tulsa | 2014 |
| T3 | 4 | Matt Reagan vs UAB | 2007 |
| T3 | 4 | Stephen Gostkowski vs Marshall | 2005 |
| T3 | 4 | Stephen Gostkowski vs Arkansas State | 2004 |
| T3 | 4 | Ryan White vs Arkansas State | 2000 |
| T3 | 4 | Ryan White vs Cincinnati | 1998 |
| T3 | 4 | Joe Allison vs Mississippi | 1992 |
| T3 | 4 | Rusty Bennett vs North Texas | 1977 |

MOST FIELD GOALS ATTEMPTED (MIN. 4)

| Rk | ATT | PLAYER VS OPPONENT | YEAR |
|-----------|----------|--------------------------------------|-------------|
| 1 | 6 | Ryan White vs UAB | 1999 |
| T2 | 5 | Jake Elliott at Temple | 2015 |
| T2 | 5 | Jake Elliott vs Tulsa | 2014 |
| T2 | 5 | Jake Elliott at Houston | 2013 |
| T5 | 4 | Riley Patterson vs SMU | 2019 |
| T5 | 4 | Riley Patterson at UCF | 2017 |
| T5 | 4 | Riley Patterson vs Navy | 2017 |
| T5 | 4 | Jake Elliott vs Kansas | 2016 |
| T5 | 4 | Jake Elliott vs Tulane | 2015 |
| T5 | 4 | Jake Elliott at Cincinnati | 2014 |
| T5 | 4 | Matt Reagan vs Southern Miss | 2009 |
| T5 | 4 | Matt Reagan vs UAB, Rice | 2007 |
| T5 | 4 | Matt Reagan vs UAB, Houston | 2006 |
| T5 | 4 | Trey Adams vs Chattanooga | 2006 |
| T5 | 4 | Stephen Gostkowski vs Marshall | 2005 |
| T5 | 4 | Stephen Gostkowski vs Arkansas State | 2004 |
| T5 | 4 | Stephen Gostkowski vs Tennessee Tech | 2003 |
| T5 | 4 | Ryan White vs Arkansas State | 2000 |
| T5 | 4 | Ryan White vs Cincinnati | 1998 |
| T5 | 4 | Joe Allison vs Mississippi | 1992 |
| T5 | 4 | Rusty Bennett vs North Texas | 1977 |

SCORING TEAM RECORDS

MOST POINTS SCORED

| Rk | PTS | OPPONENT | YEAR |
|-----|-----|--------------------------|------|
| 1 | 77 | vs Bowling Green | 2016 |
| T2 | 70 | vs ECU | 2017 |
| T2 | 70 | at UConn | 2017 |
| T2 | 70 | vs Tampa | 1949 |
| T5 | 69 | vs Louisville | 1969 |
| T6 | 66 | vs Mercer | 2018 |
| T6 | 66 | vs SMU | 2017 |
| T6 | 66 | at Tulsa | 2015 |
| 9 | 64 | vs Union University | 1950 |
| T10 | 63 | vs Missouri State | 2015 |
| T10 | 63 | vs SMU | 2015 |
| T10 | 63 | vs Austin Peay | 2014 |
| 13 | 62 | vs Tulane | 1992 |
| T14 | 61 | vs East Central Oklahoma | 1951 |
| T14 | 61 | vs Arkansas State | 1949 |

MOST TOUCHDOWNS SCORED

| Rk | TDs | OPPONENT | YEAR |
|----|-----|--------------------------|------|
| T1 | 11 | vs Bowling Green | 2016 |
| T1 | 11 | vs Tampa | 1949 |
| T3 | 10 | vs ECU | 2017 |
| T3 | 10 | at UConn | 2017 |
| T3 | 10 | vs Louisville | 1969 |
| T3 | 10 | vs Union | 1950 |
| T7 | 9 | vs Mercer | 2018 |
| T7 | 9 | vs SMU | 2017 |
| T7 | 9 | vs SMU | 2015 |
| T7 | 9 | at Tulsa | 2015 |
| T7 | 9 | vs Missouri State | 2015 |
| T7 | 9 | vs Austin Peay | 2014 |
| T7 | 9 | vs East Central Oklahoma | 1951 |

MOST TOUCHDOWNS SCORED

| Rk | TDs | OPPONENT | YEAR |
|----|-----|-------------------|------|
| T7 | 9 | vs Arkansas State | 1949 |

MOST RUSHING TOUCHDOWNS

| Rk | TDs | OPPONENT | YEAR |
|----|-----|----------------------|------|
| T1 | 7 | vs SMU | 2017 |
| T1 | 7 | vs Austin Peay | 2014 |
| T1 | 7 | vs North Texas State | 1971 |
| T1 | 7 | vs The Citadel | 1962 |
| T5 | 6 | vs UConn | 2018 |
| T5 | 6 | vs Houston | 2018 |
| T5 | 6 | vs Tulane | 2008 |
| T5 | 6 | vs Wichita State | 1972 |
| T5 | 6 | vs Tulsa | 1972 |
| T5 | 6 | vs Tulsa | 1969 |
| T5 | 6 | vs Cincinnati | 1969 |

MOST PASSING TOUCHDOWNS

| Rk | TDs | OPPONENT | YEAR |
|-----------|----------|-----------------------|-------------|
| 1 | 8 | at UConn | 2017 |
| 2 | 7 | vs SMU | 2015 |
| T3 | 6 | vs UCLA | 2017 |
| T3 | 6 | vs Bowling Green | 2016 |
| T5 | 5 | at Houston | 2019 |
| T5 | 5 | vs Tulane | 2019 |
| T5 | 5 | vs Mercer | 2018 |
| T5 | 5 | vs Georgia State | 2018 |
| T5 | 5 | vs SMU | 2007 |
| T5 | 5 | vs Murray State | 2002 |
| T5 | 5 | vs Louisville | 1969 |
| T5 | 5 | at Tulsa | 2015 |
| T13 | 4 | 17 times, last vs UCF | 2017 |

MOST EXTRA POINTS

| Rk | EP | OPPONENT | YEAR |
|-----|----|-------------------|------|
| 1 | 11 | vs Bowling Green | 2016 |
| T2 | 10 | vs ECU | 2017 |
| T2 | 10 | at UConn | 2017 |
| T4 | 9 | vs Mercer | 2018 |
| T4 | 9 | vs SMU | 2017 |
| T4 | 9 | vs Missouri State | 2015 |
| T4 | 9 | at Tulsa | 2015 |
| T4 | 9 | vs SMU | 2015 |
| T4 | 9 | vs Austin Peay | 2014 |
| T4 | 9 | vs Louisville | 1969 |
| T11 | 8 | vs Georgia State | 2018 |
| T11 | 8 | at ECU | 2018 |
| T11 | 8 | vs Tulane | 2017 |
| T11 | 8 | vs Chattanooga | 2005 |
| T11 | 8 | vs Tulane | 1992 |

MOST FIELD GOALS MADE

| Rk | FGS | OPPONENT | YEAR |
|-----------|----------|----------------------|-------------|
| T1 | 5 | at Houston | 2013 |
| T1 | 5 | vs UAB | 1999 |
| T3 | 4 | vs SMU | 2019 |
| T3 | 4 | at Temple | 2015 |
| T3 | 4 | vs Tulsa | 2014 |
| T3 | 4 | vs UAB | 2007 |
| T3 | 4 | vs Marshall | 2005 |
| T3 | 4 | vs Arkansas State | 2004 |
| T3 | 4 | vs Cincinnati | 1998 |
| T3 | 4 | vs Ole Miss | 1992 |
| T3 | 4 | vs North Texas State | 1976 |

MOST FIELD GOALS ATTEMPTED

| Rk | ATT | OPPONENT | YEAR |
|-----------|----------|------------------------------|-------------|
| T1 | 6 | vs UAB | 1999 |
| T1 | 6 | vs North Texas State | 1976 |
| T3 | 5 | at Temple | 2015 |
| T3 | 5 | vs Tulsa | 2014 |
| T3 | 5 | at Houston | 2013 |
| T6 | 4 | 16 times, last vs SMU | 2019 |

MOST CONSECUTIVE FIELD GOALS MADE

| Rk | FGS | YEARS |
|----|-----|---------|
| T1 | 16 | 1998-99 |
| T1 | 16 | 1983-84 |

MOST 2-POINT CONVERSIONS MADE

| Rk | NO. | OPPONENT | YEAR |
|----|-----|------------|------|
| 1 | 2 | Louisville | 1998 |

RUSHING INDIVIDUAL RECORDS

MOST RUSHING ATTEMPTS

| Rk | ATT | PLAYER VS OPPONENT | YEAR |
|-----|-----|------------------------------------|------|
| 1 | 42 | Marcus Holliday vs Tulane | 1994 |
| T2 | 39 | Curtis Steele vs UTEP | 2009 |
| T2 | 39 | DeAngelo Williams vs ECU | 2005 |
| 4 | 38 | Sam Craft at Cincinnati | 2014 |
| T5 | 37 | DeAngelo Williams vs Ole Miss | 2004 |
| T5 | 37 | Larry Porter vs Ole Miss | 1993 |
| T5 | 37 | James King vs Wichita State | 1977 |
| 8 | 36 | DeAngelo Williams vs Southern Miss | 2005 |
| T9 | 35 | DeAngelo Williams vs UTEP | 2005 |
| T9 | 35 | Frank Fletcher vs Cincinnati | 1994 |
| T11 | 33 | DeAngelo Williams vs Houston | 2004 |
| T11 | 33 | DeAngelo Williams vs Houston | 2004 |
| T11 | 33 | Marcus Holliday vs Arkansas | 1994 |
| T11 | 33 | Dave Casinelli vs South Carolina | 1963 |

MOST YARDS RUSHING

| Rk | YDS | PLAYER VS OPPONENT | YEAR |
|----|-----|------------------------------|------|
| 1 | 263 | DeAngelo Williams vs USF | 2004 |
| 2 | 262 | DeAngelo Williams vs Houston | 2004 |
| 3 | 260 | Paul Gowen vs Tulsa | 1969 |
| 4 | 240 | | |

| MOST RUSHING ATTEMPTS | | | |
|-----------------------|-----|----------------------|------|
| RK | ATT | OPPONENT | YEAR |
| 3 | 76 | vs North Texas State | 1979 |
| T4 | 70 | vs Georgia Tech | 1981 |
| T4 | 70 | vs Virginia Tech | 1970 |

| FEWEST RUSHING ATTEMPTS | | | |
|-------------------------|-----|----------------|------|
| RK | ATT | OPPONENT | YEAR |
| T1 | 19 | vs UCF | 2006 |
| T1 | 19 | vs Arkansas | 1998 |
| 3 | 20 | vs Mississippi | 1998 |

| MOST YARDS RUSHING | | | |
|--------------------|-----|----------------------|------|
| RK | YDS | OPPONENT | YEAR |
| 1 | 536 | vs Arkansas State | 1950 |
| 2 | 507 | vs Tulsa | 1969 |
| 3 | 485 | vs Wichita State | 1970 |
| 4 | 456 | vs North Texas State | 1971 |
| 5 | 436 | vs Tulsa | 1972 |
| 6 | 419 | vs The Citadel | 1962 |

| FEWEST YARDS RUSHING | | | |
|----------------------|-----|------------|------|
| RK | YDS | OPPONENT | YEAR |
| T1 | -14 | vs SMU | 2011 |
| T1 | -14 | vs Houston | 1998 |

| MOST RUSHING TOUCHDOWNS | | | |
|-------------------------|-----|----------------------|------|
| RK | TDS | OPPONENT | YEAR |
| T1 | 7 | vs SMU | 2017 |
| T1 | 7 | vs Austin Peay | 2014 |
| T1 | 7 | vs North Texas State | 1971 |
| T1 | 7 | vs The Citadel | 1962 |
| T4 | 6 | vs UConn | 2018 |
| T4 | 6 | vs Houston | 2018 |
| T4 | 6 | vs Tulane | 2008 |
| T4 | 6 | vs Wichita State | 1972 |
| T4 | 6 | vs Tulsa | 1972 |
| T4 | 6 | vs Cincinnati | 1969 |

PASSING INDIVIDUAL RECORDS

| MOST PASSING ATTEMPTS | | | |
|-----------------------|-----|-------------------------------------|------|
| RK | ATT | PLAYER VS OPPONENT | YEAR |
| T1 | 60 | Martin Hankins vs ECU | 2007 |
| T1 | 60 | Martin Hankins vs Ole Miss | 2007 |
| T1 | 60 | Danny Wimprine vs Mississippi State | 2003 |
| 4 | 59 | Martin Hankins vs SMU | 2007 |
| 5 | 55 | Arkelon Hall vs Louisville | 2008 |
| T6 | 53 | Riley Ferguson at Houston | 2017 |
| T6 | 53 | Paxton Lynch vs Ole Miss | 2015 |
| T6 | 53 | Danny Wimprine vs USF | 2002 |
| T9 | 51 | Arkelon Hall vs Marshall | 2008 |
| T9 | 51 | Danny Wimprine vs USF | 2003 |
| 11 | 49 | Riley Ferguson at UCF | 2017 |
| T12 | 48 | Riley Ferguson at UConn | 2017 |
| T12 | 48 | Will Hudgens vs ECU | 2009 |
| T12 | 48 | Martin Hankins vs Southern Miss | 2007 |
| T12 | 48 | Danny Wimprine vs Mississippi State | 2002 |
| T16 | 46 | Riley Ferguson vs USF | 2016 |
| T16 | 46 | Riley Ferguson at Ole Miss | 2016 |
| T16 | 46 | Paxton Lynch vs BYU | 2014 |
| T16 | 46 | Danny Wimprine vs Louisville | 2004 |
| T20 | 45 | Riley Ferguson vs Houston | 2016 |
| T20 | 45 | Andy Summerlin vs Southern Miss | 2011 |
| T20 | 45 | Will Hudgens vs Marshall | 2007 |
| T20 | 45 | Martin Hankins vs ECU | 2006 |
| T20 | 45 | Steve Matthews vs Mississippi State | 1993 |

| MOST PASS COMPLETIONS | | | |
|-----------------------|-----|-------------------------------------|------|
| RK | CMP | PLAYER VS OPPONENT | YEAR |
| 1 | 41 | Martin Hankins vs Ole Miss | 2007 |
| 2 | 39 | Paxton Lynch vs Ole Miss | 2015 |
| 3 | 35 | Martin Hankins vs Southern Miss | 2007 |
| T4 | 34 | Riley Ferguson at UConn | 2017 |
| T4 | 34 | Martin Hankins vs ECU | 2007 |
| T6 | 33 | Riley Ferguson at Houston | 2017 |
| T6 | 33 | Will Hudgens vs ECU | 2009 |
| T6 | 33 | Arkelon Hall vs Louisville | 2008 |
| T9 | 32 | Paxton Lynch at Tulsa | 2015 |
| T9 | 32 | Danny Wimprine vs UAB | 2003 |
| T9 | 32 | Danny Wimprine vs Mississippi State | 2003 |
| T9 | 32 | Danny Wimprine vs USF | 2002 |
| T13 | 30 | Riley Ferguson vs UCF | 2017 |
| T13 | 30 | Riley Ferguson vs Houston | 2016 |
| T13 | 30 | Riley Ferguson at Ole Miss | 2016 |

| MOST PASS COMPLETIONS | | | |
|-----------------------|-----------|-------------------------------|-------------|
| RK | CMP | PLAYER VS OPPONENT | YEAR |
| T13 | 30 | Will Hudgens vs Marshall | 2007 |
| T13 | 30 | Martin Hankins vs SMU | 2007 |
| T18 | 29 | Riley Ferguson vs SMU | 2016 |
| T18 | 29 | Paxton Lynch at Bowling Green | 2015 |
| T18 | 29 | Arkelon Hall vs Rice | 2008 |
| T21 | 28 | Brady White at Temple | 2019 |
| T21 | 28 | Will Hudgens vs Southern Miss | 2009 |
| T21 | 28 | Arkelon Hall vs Marshall | 2008 |
| T24 | 27 | Riley Ferguson at Tulsa | 2017 |
| T24 | 27 | Riley Ferguson at UCF | 2017 |
| T24 | 27 | Paxton Lynch vs Houston | 2014 |
| T24 | 27 | Paxton Lynch at UCLA | 2014 |
| T24 | 27 | Martin Hankins vs UCF | 2006 |

| MOST YARDS PASSING | | | |
|--------------------|------------|-------------------------------------|-------------|
| RK | YDS | PLAYER VS OPPONENT | YEAR |
| T1 | 471 | Riley Ferguson at Houston | 2017 |
| T1 | 471 | Riley Ferguson at UCF | 2017 |
| 3 | 447 | Paxton Lynch at Tulsa | 2015 |
| 4 | 431 | Riley Ferguson at UConn | 2017 |
| 5 | 416 | Martin Hankins vs ECU | 2007 |
| 6 | 412 | Paxton Lynch vs Cincinnati | 2015 |
| 7 | 409 | Riley Ferguson vs Houston | 2016 |
| T8 | 398 | Riley Ferguson vs UCLA | 2017 |
| T8 | 398 | Danny Wimprine vs Mississippi State | 2003 |
| 10 | 396 | Martin Hankins vs Southern Miss | 2007 |
| 11 | 386 | Paxton Lynch at Bowling Green | 2015 |
| 12 | 384 | Paxton Lynch vs Ole Miss | 2015 |
| 13 | 373 | Arkelon Hall vs Rice | 2008 |
| 14 | 364 | Arkelon Hall vs Marshall | 2008 |
| 15 | 363 | Brady White at Temple | 2019 |
| 16 | 362 | Brady White at ECU | 2018 |
| 17 | 361 | Danny Wimprine vs Louisville | 2004 |
| 18 | 359 | Riley Ferguson vs Bowling Green | 2016 |
| T19 | 358 | Brady White vs Tulane | 2019 |
| T19 | 358 | Brady White vs Mercer | 2018 |
| 21 | 356 | Danny Wimprine vs Arkansas State | 2004 |
| T22 | 355 | Martin Hankins vs Tulane | 2007 |
| T22 | 355 | Danny Wimprine vs Ole Miss | 2003 |
| T22 | 355 | Rusty Trail vs Southern Miss | 1988 |
| 25 | 354 | Paxton Lynch at Kansas | 2015 |

| HIGHEST AVERAGE GAIN/COMPLETION | | | |
|---------------------------------|-------|--|------|
| RK | YDS | PLAYER VS OPPONENT (CMP-YDS) | YEAR |
| 1 | 33.22 | Riley Ferguson vs ECU (9-299) | 2017 |
| 2 | 29.22 | Danny Wimprine vs Chattanooga (9-263) | 2004 |
| 3 | 28.25 | Neil Suber vs ECU (8-226) | 1999 |
| 4 | 28.10 | Keith Benton vs UCF (7-197) | 1990 |
| 5 | 24.85 | Lloyd Patterson vs North Texas (7-171) | 1977 |
| 6 | 24.77 | Bernard Oden vs Michigan St. (9-223) | 1997 |
| T7 | 24.67 | Paxton Lynch vs SMU (9-222) | 2015 |
| T7 | 24.67 | Neil Suber vs Tennessee (9-222) | 1999 |
| 9 | 23.88 | Lloyd Patterson vs USM (9-215) | 1977 |
| 10 | 23.83 | Will Hudgens vs UCF (6-143) | 2009 |

| MOST TOUCHDOWN PASSES | | | |
|-----------------------|----------|---------------------------------|-------------|
| RK | TDS | PLAYER VS OPPONENT | YEAR |
| T1 | 7 | Riley Ferguson at UConn | 2017 |
| T1 | 7 | Paxton Lynch vs SMU | 2015 |
| T3 | 6 | Riley Ferguson vs UCLA | 2017 |
| T3 | 6 | Riley Ferguson vs Bowling Green | 2016 |
| T5 | 5 | Brady White at Houston | 2019 |
| T5 | 5 | Brady White vs Tulane | 2019 |
| T5 | 5 | Brady White vs Mercer | 2018 |
| T5 | 5 | Brady White vs Georgia State | 2018 |
| T9 | 5 | Danny Wimprine vs Murray State | 2002 |
| T9 | 4 | Riley Ferguson at UCF | 2017 |
| T9 | 4 | Riley Ferguson at Tulsa | 2017 |
| T9 | 4 | Riley Ferguson vs Bowling Green | 2016 |
| T9 | 4 | Riley Ferguson vs Houston | 2016 |
| T9 | 4 | Riley Ferguson at SMU | 2016 |
| T9 | 4 | Paxton Lynch at Tulsa | 2015 |
| T9 | 4 | Paxton Lynch vs UConn | 2014 |
| T9 | 4 | Paxton Lynch vs BYU | 2014 |
| T9 | 4 | Tyler Bass vs UT Martin | 2009 |
| T9 | 4 | Arkelon Hall vs UAB | 2008 |
| T9 | 4 | Martin Hankins vs ECU | 2007 |
| T9 | 4 | Martin Hankins vs Southern Miss | 2007 |
| T9 | 4 | Martin Hankins vs SMU | 2007 |
| T9 | 4 | Danny Wimprine vs Bowling Green | 2004 |
| T9 | 4 | Danny Wimprine vs Louisville | 2004 |
| T9 | 4 | Danny Wimprine vs ECU | 2003 |
| T9 | 4 | Danny Wimprine vs Louisville | 2002 |
| T9 | 4 | Danny Wimprine vs Army | 2001 |

| MOST TOUCHDOWN PASSES | | | |
|-----------------------|-----|--------------------------|------|
| RK | TDS | PLAYER VS OPPONENT | YEAR |
| T9 | 4 | Steve Matthews vs Tulane | 1992 |

| MOST INTERCEPTIONS THROWN | | | |
|---------------------------|------|--|------|
| RK | INTS | PLAYER VS OPPONENT | YEAR |
| T1 | 5 | Martin Hankins vs ECU | 2006 |
| T1 | 5 | Danny Wimprine vs Mississippi State | 2002 |
| T1 | 5 | Darrell Martin vs Vanderbilt | 1980 |
| T1 | 5 | Keith Benton vs Missouri | 1990 |
| T5 | 4 | Several tied; last Hankins vs Ole Miss | 2007 |

PASSING TEAM RECORDS

| MOST PASSING ATTEMPTS | | | |
|-----------------------|-----|----------------------|------|
| RK | ATT | OPPONENT | YEAR |
| T1 | 61 | vs Ole Miss | 2007 |
| T1 | 61 | vs ECU | 2007 |
| T1 | 61 | vs SMU | 2007 |
| T1 | 61 | vs Mississippi State | 2003 |
| 5 | 56 | vs Louisville | 2008 |
| T6 | 55 | at UConn | 2017 |
| T6 | 55 | vs USF | 2002 |
| T8 | 54 | vs Marshall | 2008 |
| T8 | 54 | vs Tulane | 2000 |
| T10 | 53 | at Houston | 2017 |
| T10 | 53 | vs Ole Miss | 2015 |
| 12 | 51 | vs USF | 2003 |
| T13 | 49 | at UCF | 2017 |
| T13 | 49 | vs ECU | 2009 |
| T13 | 49 | vs Southern Miss | 2007 |
| 16 | 48 | vs Ole Miss | 2002 |
| T17 | 47 | at Ole Miss | 2016 |
| T17 | 47 | vs Marshall | 2011 |
| T17 | 47 | vs Mississippi State | 1993 |

| FEWEST PASSING ATTEMPTS | | | |
|-------------------------|-----|-------------------|------|
| RK | ATT | OPPONENT | YEAR |
| 1 | 3 | vs Arkansas State | 1982 |

| MOST PASSING COMPLETIONS | | | |
|--------------------------|-----------|------------------------|-------------|
| RK | CMP | OPPONENT | YEAR |
| 1 | 41 | vs Ole Miss | 2007 |
| T2 | 39 | at UConn | 2017 |
| T2 | 39 | vs Ole Miss | 2015 |
| 4 | 35 | vs Southern Miss | 2007 |
| T5 | 34 | vs Louisville | 2008 |
| T5 | 34 | vs ECU | 2007 |
| T7 | 33 | at Houston | 2017 |
| T7 | 33 | vs ECU | 2009 |
| T7 | 33 | vs USF | 2002 |
| T10 | 32 | at Houston | 2015 |
| T10 | 32 | at Tulsa | 2015 |
| T10 | 32 | vs SMU | 2007 |
| T10 | 32 | vs Mississippi State | 2003 |
| T10 | 32 | vs UAB | 2003 |
| 15 | 31 | at Ole Miss | 2016 |
| T16 | 30 | vs Houston | 2016 |
| T16 | 30 | vs Marshall | 2007 |
| T16 | 30 | vs Mississippi State | 1993 |
| T16 | 30 | at UCF | 2017 |
| T20 | 29 | vs USF | 2016 |
| T20 | 29 | at Bowling Green | 2015 |
| T20 | 29 | vs Rice | 2008 |
| T20 | 29 | vs Marshall | 2008 |
| T24 | 28 | at Temple | 2019 |
| T24 | 28 | at Tulsa | 2017 |
| T24 | 28 | vs Southern Miss | 2009 |
| T27 | 26 | vs Southeast Missouri | 2016 |
| T27 | 26 | vs Navy | 2015 |
| T27 | 26 | vs Houston | 2014 |
| T27 | 26 | vs SMU | 2013 |
| T27 | 26 | vs Mississippi State | 2011 |
| T27 | 26 | vs Middle Tennessee | 2012 |
| T27 | 26 | vs UAB | 2009 |
| T27 | 26 | vs Florida Atlantic | 2007 |
| T27 | 26 | vs Marshall | 2006 |
| T27 | 26 | vs Bowling Green State | 2004 |
| T27 | 26 | vs UAB | 2004 |

| FEWEST PASS COMPLETIONS | | | |
|-------------------------|-----|-------------------------------|------|
| RK | CMP | OPPONENT | YEAR |
| 1 | 1 | five times (last vs Marshall) | 2005 |

| MOST PASSING YARDS | | | |
|--------------------|------------|----------------------|-------------|
| RK | YDS | OPPONENT | YEAR |
| 1 | 480 | at UConn | 2017 |
| T2 | 471 | at Houston | 2017 |
| T2 | 471 | at UCF | 2017 |
| 4 | 447 | at Tulsa | 2015 |
| 5 | 416 | vs ECU | 2007 |
| 6 | 412 | vs Cincinnati | 2015 |
| 7 | 409 | vs Houston | 2016 |
| T8 | 398 | vs UCLA | 2017 |
| T8 | 398 | vs Southern | 2019 |
| T8 | 398 | vs Mississippi State | 2003 |
| 11 | 396 | vs Southern Miss | 2007 |
| 12 | 395 | vs Bowling Green | 2016 |
| 13 | 390 | vs Tennessee Tech | 2003 |
| 14 | 389 | vs Ole Miss | 2003 |
| 15 | 386 | at Bowling Green | 2015 |
| 16 | 384 | vs Ole Miss | 2015 |
| T17 | 379 | vs Tulane | 2007 |
| T17 | 379 | vs Mississippi State | 1993 |
| 19 | 373 | vs Rice | 2008 |
| 20 | 370 | at Kansas | 2015 |
| 21 | 368 | vs Marshall | 2008 |
| 22 | 363 | at Temple | 2019 |
| 23 | 362 | at ECU | 2018 |
| 24 | 361 | vs Louisville | 2004 |
| T25 | 358 | vs Tulane | 2019 |
| T25 | 358 | vs Mercer | 2018 |
| T25 | 358 | vs Tulane | 2015 |

| FEWEST PASSING YARDS | | | |
|----------------------|-----|-------------|------|
| RK | YDS | OPPONENT | YEAR |
| 1 | -3 | vs Marshall | 2005 |

| MOST YARDS RECEIVING | | | |
|----------------------|-----|------------------------------------|-------------|
| Rk | YDS | PLAYER VS OPPONENT | YEAR |
| 6 | 185 | Anthony Miller vs UCLA | 2017 |
| 7 | 178 | Anthony Miller at Houston | 2017 |
| 8 | 177 | Marcus Rucker vs Middle Tennessee | 2012 |
| 9 | 176 | Damonte Coxie at ECU | 2018 |
| T10 | 174 | Duke Calhoun vs UT Martin | 2009 |
| T10 | 174 | Ryan Roskelly vs Tulsa | 1994 |
| 12 | 173 | Maurice Jones vs Rice | 2008 |
| 13 | 172 | Richie Floyd vs Tulane | 1996 |
| 14 | 165 | Damonte Coxie vs Cincinnati | 2019 |
| 15 | 163 | Anthony Miller vs SMU | 2017 |
| 16 | 162 | Duke Calhoun vs UCF | 2009 |
| 17 | 161 | Sean Dykes at UCF | 2017 |
| 18 | 160 | Bill Robertson vs Arkansas State | 1950 |
| T19 | 159 | Duke Calhoun vs UAB | 2007 |
| T19 | 159 | Preston Riley vs Louisville | 1968 |
| 21 | 158 | Carlos Singleton vs Marshall | 2008 |
| 22 | 156 | Anthony Miller vs Cincinnati | 2015 |
| T23 | 155 | Marcus Rucker vs Southern Miss | 2010 |
| T23 | 155 | Richie Floyd vs Cincinnati | 1997 |
| 25 | 153 | Anthony Miller vs USF | 2016 |
| 26 | 151 | Anthony Miller vs Western Kentucky | 2016 |

| AVG. GAIN/RECEPTION (MIN. 3 REC.) | | | |
|-----------------------------------|-------------|-------------------------------------|-------------|
| Rk | AVG | PLAYER VS OPPONENT | YEAR |
| 1 | 53.6 | Sean Dykes at UCF (3-161) | 2017 |
| 2 | 40.5 | Duke Calhoun vs UCF (4-162) | 2009 |
| 3 | 39.8 | Duke Calhoun vs UAB (4-159) | 2007 |
| 4 | 38.8 | Marcus Rucker vs USM (4-155) | 2010 |
| 5 | 37.6 | Tavarious Davis vs Ole Miss (3-113) | 2003 |
| 6 | 36.3 | Antoine Harden vs Army (3-109) | 2001 |
| 7 | 34.3 | Ryan Scott vs Akron (3-103) | 2005 |
| 8 | 33.8 | DeAngelo Williams vs TTU (4-135) | 2003 |
| 9 | 33.0 | Darrius Blevins vs Tulane (4-132) | 1997 |
| 10 | 32.7 | Tevin Jones at Bowling Green (3-98) | 2015 |
| 11 | 32.0 | Earnest Williams vs Tulane (3-96) | 2007 |
| 12 | 31.8 | Preston Riley vs Louisville (5-159) | 1968 |
| 13 | 29.8 | Duke Calhoun vs Rice (4-119) | 2007 |
| 14 | 29.5 | Billy Foster vs APSU (4-118) | 2011 |
| 15 | 29.3 | Maurice Jones vs Tulane (4-117) | 2007 |
| 16 | 29.0 | Ryan Roskelly vs Tulsa (6-174) | 1994 |
| 17 | 28.3 | Darron White vs ASU (3-85) | 2004 |
| 18 | 28.2 | Duke Calhoun vs Marshall (5-141) | 2009 |
| 19 | 28.0 | Robert Douglas vs ASU (3-84) | 2004 |
| 20 | 27.7 | Sam Craft vs UT Martin (3-83) | 2013 |
| 21 | 27.3 | Duke Calhoun vs UCT (4-109) | 2006 |
| 22 | 27.3 | Mose Frazier vs USF (3-82) | 2014 |
| T23 | 27.0 | Damonte Coxie vs USA (3-81) | 2019 |
| T23 | 27.0 | Keiwone Malone at Louisville (3-81) | 2013 |
| T23 | 27.0 | Chris Kelley vs BGSU (4-108) | 2004 |

| MOST TOUCHDOWN RECEPTIONS | | | |
|---------------------------|-----|------------------------------------|------|
| Rk | TDS | PLAYER VS OPPONENT | YEAR |
| 1 | 4 | Anthony Miller at UConn | 2017 |
| T2 | 3 | Anthony Miller at UCF | 2017 |
| T2 | 3 | Anthony Miller vs Western Kentucky | 2016 |
| T2 | 3 | Carlos Singleton vs SMU | 2007 |
| T2 | 3 | Russell Copeland vs Tennessee | 1992 |
| T2 | 3 | Stan Davis vs Ole Miss | 1971 |
| T2 | 3 | Bob Sherlag vs Mississippi State | 1965 |
| T2 | 3 | Don Coffey vs Tulsa | 1961 |

| LONDEST PASS RECEPTION | | | |
|------------------------|-----|------------------------------------|------|
| Rk | YDS | PLAYER VS OPPONENT | YEAR |
| 1 | 94 | Earnest Gray vs Houston | 1978 |
| 2 | 93 | Billy Foster vs Austin Peay State | 2011 |
| T3 | 92 | Tavarious Davis vs Ole Miss | 2003 |
| T3 | 92 | Damien Dodson vs Houston | 1998 |
| 5 | 89 | Anthony Miller vs ECU | 2017 |
| 6 | 85 | Duke Calhoun vs UT Martin | 2009 |
| T7 | 84 | Anthony Miller vs Kansas | 2016 |
| T7 | 84 | Chris Martin vs Southern Miss | 1988 |
| T7 | 84 | Edwin Lovelady vs Arkansas State | 1984 |
| 10 | 83 | Derrick Crawford vs Arkansas State | 1983 |
| T11 | 82 | Anthony Miller vs Cincinnati | 2015 |
| T11 | 82 | Ryan Scott vs UAB | 2006 |
| T11 | 82 | Ken Coutain vs Tennessee | 1999 |
| T11 | 82 | Damien Dodson vs ECU | 1998 |
| T11 | 82 | Teofilo Riley vs Houston | 1996 |
| T11 | 82 | Harold Sterling vs Southern Miss | 1960 |
| 17 | 81 | Marcus Rucker vs Southern Miss | 2010 |
| T18 | 80 | Duke Calhoun vs Marshall | 2009 |
| T18 | 80 | Steven Black vs Arkansas State | 2007 |
| T18 | 80 | DeAngelo Williams vs TTU | 2003 |
| T18 | 80 | Russell Copeland vs ECU | 1992 |

| LONDEST PASS RECEPTION | | | |
|------------------------|-----|-----------------------------------|------|
| Rk | YDS | PLAYER VS OPPONENT | YEAR |
| 22 | 79 | Jerry Harris vs Florida State | 1984 |
| 23 | 76 | Russell Copeland vs UCF | 1990 |
| T24 | 75 | Patrick Taylor Jr. vs Mercer | 2018 |
| T24 | 75 | Damonte Coxie at ECU | 2018 |
| T24 | 75 | Billy Moody vs Virginia Tech | 1985 |
| T24 | 75 | Enis Jackson vs Mississippi State | 1984 |

| MOST CONSECUTIVE GAMES WITH A RECEPTION | | | |
|---|-----|----------------------|------|
| Rk | GMS | PLAYER | YEAR |
| 1 | 49 | Duke Calhoun | |
| 2 | 37 | Phil Mayhue | |
| 3 | 36 | Anthony Miller | |
| 4 | 32 | Damonte Coxie | |
| 5 | 28 | Carlos Singleton | |
| 6 | 27 | Russell Copeland | |
| 7 | 26 | Earnest Gray | |
| 8 | 24 | Darron White | |
| T9 | 22 | Bunkie Perkins | |
| T9 | 22 | Isaac Bruce | |
| T9 | 22 | Ryan Roskelly | |
| 12 | 21 | Richie Floyd | |
| 13 | 19 | Damien Dodson | |
| 14 | 18 | John Bush | |
| T15 | 16 | Ryan Scott | |
| T15 | 16 | Tannar Rehrrer | |
| 17 | 15 | Wayne Pryor | |

| TOTAL OFFENSE INDIVIDUAL RECORDS | | | |
|----------------------------------|-----|-------------------------------------|------|
| Rk | NO. | PLAYER VS OPPONENT | YEAR |
| 1 | 68 | Martin Hankins vs ECU | 2007 |
| T2 | 66 | Arkelon Hall vs Louisville | 2008 |
| T2 | 66 | Danny Wimprine vs USF | 2002 |
| T4 | 63 | Martin Hankins vs Ole Miss | 2007 |
| T4 | 63 | Danny Wimprine vs Mississippi State | 2003 |
| 6 | 62 | Martin Hankins vs SMU | 2007 |
| 7 | 61 | Paxton Lynch vs Ole Miss | 2015 |
| T8 | 60 | Arkelon Hall vs Marshall | 2008 |
| T8 | 60 | Bernard Oden vs Minnesota | 1997 |
| 10 | 59 | Paxton Lynch vs BYU | 2014 |
| 11 | 57 | Riley Ferguson at Houston | 2017 |
| 12 | 56 | Riley Ferguson vs Western Kentucky | 2016 |
| T13 | 54 | Qadry Anderson vs Louisville | 1996 |
| T13 | 54 | Billy Fletcher vs Wake Forest | 1965 |
| 15 | 53 | Danny Wimprine vs USF | 2003 |
| T16 | 52 | Paxton Lynch vs Houston | 2014 |
| T16 | 52 | Danny Wimprine vs Louisville | 2004 |
| T16 | 52 | Steve Matthews vs Louisville | 1993 |
| T19 | 51 | Riley Ferguson at UCF | 2017 |
| T19 | 51 | Riley Ferguson at Ole Miss | 2016 |
| T19 | 51 | Paxton Lynch at UCLA | 2014 |
| T19 | 51 | Martin Hankins vs Southern Miss | 2007 |
| T19 | 51 | Danny Wimprine vs Mississippi State | 2002 |
| T19 | 51 | Rusty Trail vs Southern Miss | 1988 |

| MOST TOTAL OFFENSE (MIN. 350) | | | |
|-------------------------------|-----|-------------------------------------|------|
| Rk | YDS | PLAYER VS OPPONENT | YEAR |
| 1 | 466 | Riley Ferguson at UCF | 2017 |
| 2 | 465 | Riley Ferguson at Houston | 2017 |
| 3 | 464 | Paxton Lynch vs Cincinnati | 2015 |
| 4 | 453 | Paxton Lynch at Tulsa | 2015 |
| 5 | 420 | Riley Ferguson at UConn | 2017 |
| 6 | 414 | Riley Ferguson vs Houston | 2016 |
| 7 | 409 | Arkelon Hall vs Rice | 2008 |
| 8 | 405 | Martin Hankins vs ECU | 2007 |
| 9 | 403 | Paxton Lynch at Bowling Green | 2015 |
| T10 | 394 | Riley Ferguson vs UCLA | 2017 |
| T10 | 394 | Paxton Lynch vs Ole Miss | 2015 |
| 12 | 390 | Martin Hankins vs Southern Miss | 2007 |
| T13 | 386 | Paxton Lynch vs Tulane | 2015 |
| T13 | 386 | Danny Wimprine vs Louisville | 2004 |
| T15 | 383 | Danny Wimprine vs Arkansas State | 2004 |
| T15 | 383 | Danny Wimprine vs Mississippi State | 2003 |
| 17 | 378 | Brady White vs Mercer | 2018 |
| 18 | 376 | Danny Wimprine vs Ole Miss | 2003 |
| 19 | 375 | Rusty Trail vs Southern Miss | 1988 |
| 20 | 373 | Tyler Bass vs UT Martin | 2009 |
| T21 | 372 | Riley Ferguson vs USF | 2016 |
| T21 | 372 | Arkelon Hall vs Louisville | 2008 |
| 23 | 368 | Paxton Lynch at Kansas | 2015 |

| AVG. GAIN/PLAY (MIN. 25 PLAYS) | | | |
|--------------------------------|------|-----------------------------------|-------------|
| Rk | AVG | PLAYER VS OPPONENT | YEAR |
| 1 | 12.5 | Riley Ferguson vs Houston | 2016 |
| 2 | 12.3 | Riley Ferguson at UCF | 2017 |
| 3 | 12.1 | Brady White vs Mercer | 2018 |
| 4 | 12.0 | Riley Ferguson at UConn | 2017 |
| 5 | 11.7 | Paxton Lynch vs Tulane | 2015 |
| 6 | 11.5 | Danny Sparkman vs Cincinnati | 1984 |
| 7 | 11.4 | Kenneth Gainwell vs Tulane | 2019 |
| 8 | 11.3 | Riley Ferguson vs USF | 2016 |
| 9 | 10.8 | Martin Hankins vs UAB | 2007 |
| 10 | 10.6 | Taylor Reed vs Austin Peay State | 2011 |
| T11 | 10.7 | Brady White at ECU | 2018 |
| T11 | 10.7 | Danny Wimprine vs Ole Miss | 2003 |
| T13 | 10.4 | Paxton Lynch at SMU | 2014 |
| 14 | 10.2 | Steve Matthews vs ECU | 1992 |
| T15 | 9.6 | Paxton Lynch at Cincinnati | 2014 |
| T15 | 9.6 | Ryan Williams vs ECU | 2010 |

TOTAL OFFENSE TEAM RECORDS

| MOST OFFENSIVE PLAYS | | | |
|----------------------|-----------|---------------------------|-------------|
| Rk | NO. | OPPONENT | YEAR |
| 1 | 108 | vs SMU | 2007 |
| 2 | 100 | at UConn | 2017 |
| 3 | 97 | vs BYU | 2014 |
| T4 | 96 | at Tulsa | 2015 |
| T4 | 96 | vs Ole Miss | 2007 |
| T6 | 94 | vs Ole Miss | 2015 |
| T6 | 94 | at Cincinnati | 2014 |
| T8 | 92 | vs Houston | 2018 |
| T8 | 92 | vs Murray State | 1985 |
| T10 | 91 | vs Ole Miss | 1983 |
| T10 | 91 | vs Southwestern Louisiana | 1983 |
| 12 | 90 | at Bowling Green | 2015 |
| T13 | 89 | at USF | 2019 |
| T13 | 89 | vs ECU | 2007 |
| T13 | 89 | vs Rice | 2007 |
| T13 | 89 | vs Mississippi State | 2003 |
| T13 | 89 | vs USF | 2003 |
| T13 | 89 | vs Louisville | 1968 |
| T13 | 89 | vs North Texas State | 1971 |
| T13 | 89 | at UCF | 2017 |
| 21 | 88 | vs Arkansas State | 2004 |
| T22 | 87 | vs Mississippi State | 2011 |
| T22 | 87 | vs Ole Miss | 2004 |
| 2018 | 86 | vs Mercer | 2018 |
| T24 | 86 | at Houston | 2015 |
| T24 | 86 | vs Middle Tennessee | 2014 |
| T24 | 86 | vs Louisville | 2008 |
| T24 | 86 | vs Cincinnati | 1995 |

| FEWEST OFFENSIVE PLAYS | | | |
|------------------------|-----|-------------|------|
| Rk | NO. | OPPONENT | YEAR |
| 1 | 30 | vs Ole Miss | 1964 |

| MOST TOTAL YARDS | | | |
|------------------|------------|----------------------|-------------|
| Rk | YDS | OPPONENT | YEAR |
| 1 | 753 | at UCF | 2017 |
| 2 | 752 | vs Mercer | 2018 |
| 3 | 711 | at UConn | 2017 |
| 4 | 704 | at Tulsa | 2015 |
| 5 | 679 | vs Georgia State | 2018 |
| 6 | 664 | vs SMU | 2017 |
| 7 | 659 | vs Louisville | 1969 |
| 8 | 651 | at Kansas | 2015 |
| 9 | 639 | at ECU | 2018 |
| 10 | 635 | vs Bowling Green | 2016 |
| 11 | 634 | vs UConn | 2018 |
| 12 | 630 | vs Cincinnati | 1984 |
| T13 | 610 | vs Houston | 2018 |
| T13 | 610 | at Cincinnati | 2014 |
| 15 | 608 | vs USF | 2016 |
| 16 | 603 | vs Louisville | 2004 |
| 17 | 597 | vs Wichita State | 1970 |
| 18 | 592 | vs Chattanooga | 2005 |
| 19 | 583 | at UCF | 2018 |
| 20 | 582 | at SMU | 2014 |
| 21 | 581 | vs Tulane | 2015 |
| 22 | 575 | vs Southern | 2019 |
| 23 | 571 | vs Rice | 2007 |
| 24 | 570 | vs Cincinnati | 2015 |
| 25 | 568 | vs Mississippi State | 2003 |

| FEWEST TOTAL YARDS | | | |
|--------------------|-----|-------------|------|
| Rk | YDS | OPPONENT | YEAR |
| 1 | 47 | vs Ole Miss | 1964 |

PUNTING INDIVIDUAL RECORDS

| MOST PUNTS | | | |
|------------|-----|-------------------------------------|------|
| Rk | NO. | PLAYER | YEAR |
| 1 | 13 | Hugh Owens vs Texas A&M | 1979 |
| T2 | 12 | Tom Hornsey vs SMU | 2011 |
| T2 | 12 | Mike Coughlin vs Michigan | 1995 |
| T2 | 12 | Arthur Franklin vs Southwestern La. | 1986 |
| T2 | 12 | Hugh Owens vs Texas A&M | 1978 |
| T2 | 12 | Paul Wilson vs South Carolina | 1972 |
| T7 | 11 | Tom Hornsey vs Southern Miss | 2011 |
| T7 | 11 | Ben Graves vs Southern Miss | 2000 |
| T7 | 11 | Jim Cande vs Ole Miss | 1999 |
| T7 | 11 | Hugh Owens vs Houston | 1978 |
| T7 | 11 | Durwood Gordon vs W. Texas State | 1968 |
| T12 | 10 | Tom Hornsey vs Rice | 2011 |
| T12 | 10 | Tom Hornsey vs UCF | 2011 |
| T12 | 10 | Tom Hornsey vs Middle Tennessee | 2010 |
| T12 | 10 | Tom Hornsey vs Louisville | 2010 |
| T12 | 10 | Matt Reagan vs Middle Tennessee | 2009 |
| T12 | 10 | Ben Graves vs Mississippi State | 2000 |
| T12 | 10 | James Gaither vs Southern Miss | 2001 |
| T12 | 10 | Drew Pairamore vs Louisville | 1996 |
| T12 | 10 | Mike Coughlin vs Southwestern La. | 1995 |

MOST YARDS PUNTED

| Rk | YDS | PLAYER VS OPPONENT | YEAR |
|-----|-----|----------------------------------|------|
| 1 | 492 | Hugh Owens vs Texas A&M | 1979 |
| 2 | 475 | Tom Hornsey vs SMU | 2011 |
| T3 | 471 | Tom Hornsey vs Rice | 2011 |
| T3 | 471 | Tom Hornsey vs Southern Miss | 2011 |
| 5 | 450 | James Gaither vs Southern Miss | 2001 |
| 6 | 442 | Ben Graves vs Mississippi State | 2000 |
| 7 | 438 | Tom Hornsey vs Mississippi State | 2010 |
| 8 | 433 | Hugh Owens vs Texas A&M | 1978 |
| 9 | 423 | Hugh Owens vs Houston | 1978 |
| 10 | 421 | Stan Weaver vs Vanderbilt | 1982 |
| 11 | 419 | Tom Hornsey vs Louisville | 2010 |
| 12 | 417 | Tom Hornsey vs Middle Tennessee | 2010 |
| T13 | 416 | Matt Reagan vs Middle Tennessee | 2009 |
| T13 | 416 | Paul Wilson vs South Carolina | 1972 |

HIGHEST PUNTING AVERAGE (2 PUNTS MIN.)

| Rk | AVG | PLAYER VS OPPONENT | YEAR |
|------------|-------------|--|-------------|
| 1 | 54.7 | Adam Williams at ULM (3-164) | 2019 |
| 2 | 53.7 | Spencer Smith vs Temple (3-161) | 2016 |
| 3 | 53.5 | Matt Reagan vs Marshall (6-321) | 2009 |
| 4 | 53.0 | Brent Sutherland vs Rice (2-106) | 2007 |
| T5 | 52.7 | Spencer Smith vs Cincinnati (6-316) | 2015 |
| T5 | 52.7 | Tom Hornsey vs Tulane (3-158) | 2012 |
| 7 | 52.5 | Michael Gibson vs UAB (2-105) | 2005 |
| 8 | 52.3 | James Gaither vs Army (4-209) | 2001 |
| T9 | 52.0 | Adam Williams vs South Alabama (2-104) | 2018 |
| T9 | 52.0 | Spencer Smith vs SIU (2-104) | 2017 |
| T9 | 52.0 | Spencer Smith vs SMU (2-104) | 2015 |
| T9 | 52.0 | Preston Watts vs Union | 1942 |
| 13 | 51.7 | Tom Hornsey at Houston (3-155) | 2013 |
| T14 | 51.3 | Adam Williams vs Tulane (3-154) | 2019 |
| | | | |

| LONGEST PUNT | | | |
|--------------|-----|--------------------------------------|------|
| RK | YDS | PLAYER VS OPPONENT | YEAR |
| T6 | 73 | Michael Gibson vs Tennessee | 2006 |
| 8 | 72 | Spencer Smith vs Cincinnati | 2015 |
| 9 | 71 | Olie Cordill vs West Texas State | 1963 |
| T10 | 70 | Tom Hornsey vs UT Martin | 2013 |
| T10 | 70 | Brent Sutherland vs Florida Atlantic | 2007 |
| T10 | 70 | Michael Gibson vs Tennessee | 2006 |
| T10 | 70 | Michael Gibson vs Marshall | 2005 |
| T10 | 70 | Russell Richards vs Florida State | 1980 |

PUNTING TEAM RECORDS

| MOST PUNTS | | | |
|------------|-----|---------------------------|------|
| RK | NO. | OPPONENT | YEAR |
| 1 | 13 | vs Texas A&M | 1979 |
| T2 | 12 | vs SMU | 2011 |
| T2 | 12 | vs Michigan | 1995 |
| T2 | 12 | vs Southwestern Louisiana | 1986 |
| T2 | 12 | vs Texas A&M | 1978 |
| T2 | 12 | vs South Carolina | 1972 |
| T7 | 11 | vs Southern Miss | 2011 |
| T7 | 11 | vs Mississippi State | 2000 |
| T7 | 11 | vs Ole Miss | 1999 |
| T7 | 11 | vs Houston | 1978 |
| T7 | 11 | vs West Texas State | 1968 |

| MOST YARDS PUNTED | | | |
|-------------------|-----|----------------------|------|
| RK | YDS | OPPONENT | YEAR |
| 1 | 492 | vs Texas A&M | 1979 |
| 2 | 475 | vs SMU | 2011 |
| T3 | 471 | vs Rice | 2011 |
| T3 | 471 | vs Southern Miss | 2011 |
| T5 | 450 | vs UTEP | 2005 |
| T5 | 450 | vs Southern Miss | 2001 |
| 7 | 442 | vs Mississippi State | 2000 |
| 8 | 438 | vs Mississippi State | 2010 |
| 9 | 433 | vs Texas A&M | 1978 |
| 10 | 423 | vs Houston | 1978 |
| 11 | 421 | vs Vanderbilt | 1982 |
| 12 | 419 | vs Louisville | 2010 |
| 13 | 417 | vs Middle Tennessee | 2010 |
| T14 | 416 | vs Middle Tennessee | 2009 |
| T14 | 416 | vs South Carolina | 1972 |

| FEWEST YARDS PUNTED | | | |
|---------------------|-----|------------------|------|
| RK | YDS | OPPONENT | YEAR |
| 1 | 11 | vs Southern Miss | 1977 |

| HIGHEST PUNTING AVERAGE (MIN. 2 PUNTS) | | | |
|--|------|-------------------|------|
| RK | AVG | OPPONENT | YEAR |
| 1 | 54.7 | at ULM | 2019 |
| 2 | 53.5 | vs Marshall | 2009 |
| 3 | 53.0 | vs Rice | 2007 |
| 4 | 52.7 | vs Cincinnati | 2015 |
| 5 | 52.7 | vs Tulane | 2012 |
| 6 | 52.5 | vs UAB | 2005 |
| 7 | 52.3 | vs Army | 2001 |
| T8 | 52.0 | vs South Alabama | 2018 |
| T8 | 52.0 | vs Houston | 2004 |
| T8 | 51.7 | at Houston | 2013 |
| 11 | 51.3 | vs Tulane (3-154) | 2019 |
| T12 | 51.0 | vs Austin Peay | 2014 |
| T12 | 51.0 | vs ECU | 2009 |
| 14 | 50.9 | vs Tennessee | 2006 |
| 15 | 50.8 | at SMU | 2018 |
| 16 | 50.5 | at Kansas | 2015 |
| 17 | 50.3 | vs Louisville | 1992 |

| LOWEST PUNTING AVERAGE | | | |
|------------------------|------|------------------|------|
| RK | AVG | OPPONENT | YEAR |
| 1 | 11.0 | vs Southern Miss | 1977 |

KICKING INDIVIDUAL RECORDS

| MOST POINTS KICKING | | | |
|---------------------|-----|------------------------------------|------|
| RK | PTS | PLAYER VS OPPONENT | YEAR |
| T1 | 18 | Riley Patterson vs SMU | 2019 |
| T1 | 18 | Ryan White vs UAB | 1999 |
| 3 | 17 | Stephen Gostkowski vs Arkansas St. | 2004 |
| T4 | 16 | Jake Elliott vs Tulsa | 2014 |
| T4 | 16 | Ryan White vs Cincinnati | 1998 |
| T6 | 15 | Jake Elliott at SMU | 2016 |
| T6 | 15 | Jake Elliott at Houston | 2013 |

| MOST POINTS KICKING | | | |
|---------------------|-----|----------------------------------|------|
| RK | PTS | PLAYER VS OPPONENT | YEAR |
| T8 | 14 | Jake Elliott at Bowling Green | 2015 |
| T8 | 14 | Stephen Gostkowski vs Marshall | 2005 |
| T8 | 14 | Stephen Gostkowski vs Ole Miss | 2003 |
| T8 | 14 | Joe Allison vs Tulane | 1992 |
| T12 | 13 | Riley Patterson vs Southern | 2019 |
| T12 | 13 | Riley Patterson at UCF | 2017 |
| T12 | 13 | Jake Elliott vs Kansas | 2016 |
| T12 | 13 | Jake Elliott at Kansas | 2015 |
| T12 | 13 | Jake Elliott vs Ole Miss | 2015 |
| T12 | 13 | Jake Elliott vs Tulane | 2015 |
| T12 | 13 | Jake Elliott vs BYU | 2014 |
| T12 | 13 | Matt Reagan vs UAB | 2007 |
| T12 | 13 | Matt Reagan vs SMU | 2007 |
| T12 | 13 | Stephen Gostkowski vs Louisville | 2004 |
| T12 | 13 | Ryan White vs Arkansas State | 2000 |
| T12 | 13 | Don Glosson vs Ole Miss | 1983 |

| MOST PAT ATTEMPTED | | | |
|--------------------|-----|-----------------------------------|------|
| RK | ATT | PLAYER VS OPPONENT | YEAR |
| 1 | 11 | Jake Elliott vs Bowling Green | 2016 |
| 2 | 10 | Riley Patterson vs ECU | 2017 |
| T3 | 9 | Riley Patterson vs Mercer | 2018 |
| T3 | 9 | Riley Patterson vs SMU | 2017 |
| T3 | 9 | Jake Elliott vs SMU | 2015 |
| T3 | 9 | Jake Elliott at Tulsa | 2015 |
| T3 | 9 | Jake Elliott vs Missouri State | 2015 |
| T3 | 9 | Jake Elliott vs Austin Peay | 2014 |
| T3 | 9 | Pete Weeks vs Louisville | 1969 |
| T10 | 8 | Riley Patterson vs UConn | 2018 |
| T10 | 8 | Riley Patterson at UConn | 2018 |
| T10 | 8 | Riley Patterson vs GSU | 2018 |
| T10 | 8 | Riley Patterson vs Tulane | 2017 |
| T10 | 8 | Joe Allison vs Tulane | 1992 |
| T10 | 8 | Jack Carter vs Hardin-Simmons | 1961 |
| T16 | 7 | Riley Patterson vs Southern | 2019 |
| T16 | 7 | Riley Patterson vs South Alabama | 2018 |
| T16 | 7 | Riley Patterson vs Houston | 2018 |
| T16 | 7 | Riley Patterson at UCF | 2017 |
| T16 | 7 | Jake Elliott at Kansas | 2015 |
| T16 | 7 | Jake Elliott vs BYU | 2014 |
| T16 | 7 | Matt Reagan vs SMU | 2007 |
| T16 | 7 | Stephen Gostkowski vs Chattanooga | 2005 |
| T16 | 7 | Stephen Gostkowski vs Chattanooga | 2004 |
| T16 | 7 | Stephen Gostkowski vs Tulane | 2004 |
| T16 | 7 | W.D. Weeks vs Wichita State | 1970 |
| T16 | 7 | Roger Carter vs Cincinnati | 1972 |

| MOST PAT MADE | | | |
|---------------|-----|-----------------------------------|------|
| RK | PAT | PLAYER VS OPPONENT | YEAR |
| 1 | 11 | Jake Elliott vs Bowling Green | 2016 |
| 2 | 10 | Riley Patterson vs ECU | 2017 |
| T3 | 9 | Riley Patterson vs Mercer | 2018 |
| T3 | 9 | Riley Patterson vs SMU | 2017 |
| T3 | 9 | Jake Elliott vs SMU | 2015 |
| T3 | 9 | Jake Elliott at Tulsa | 2015 |
| T3 | 9 | Jake Elliott vs Missouri State | 2015 |
| T3 | 9 | Jake Elliott vs Austin Peay | 2014 |
| T3 | 9 | Pete Weeks vs Louisville | 1969 |
| T10 | 8 | Riley Patterson vs Georgia State | 2018 |
| T10 | 8 | Riley Patterson at ECU | 2018 |
| T10 | 8 | Riley Patterson vs Tulane | 2017 |
| T10 | 8 | Joe Allison vs Tulane | 1992 |
| T10 | 8 | Jack Carter vs Hardin-Simmons | 1961 |
| T15 | 7 | Riley Patterson at USF | 2019 |
| T15 | 7 | Riley Patterson vs Southern | 2019 |
| T15 | 7 | Riley Patterson vs UConn | 2018 |
| T15 | 7 | Riley Patterson vs South Alabama | 2018 |
| T15 | 7 | Riley Patterson vs Houston | 2018 |
| T15 | 7 | Riley Patterson at UCF | 2017 |
| T15 | 7 | Jake Elliott at Kansas | 2015 |
| T15 | 7 | Matt Reagan vs SMU | 2007 |
| T15 | 7 | Stephen Gostkowski vs Chattanooga | 2005 |
| T15 | 7 | Stephen Gostkowski vs Chattanooga | 2004 |
| T15 | 7 | Stephen Gostkowski vs Tulane | 2004 |
| T15 | 7 | Pete Weeks vs Wichita State | 1970 |
| T15 | 7 | Roger Carter vs Cincinnati | 1972 |

| MOST FIELD GOALS MADE IN A HALF | | | |
|---------------------------------|-----|--------------------|------|
| RK | FGS | PLAYER VS OPPONENT | YEAR |
| 1 | 4 | Ryan White vs UAB | 1999 |

| MOST FIELD GOALS ATTEMPTED | | | |
|----------------------------|-----|--------------------|------|
| RK | ATT | PLAYER VS OPPONENT | YEAR |
| 1 | 6 | Ryan White vs UAB | 1999 |

| MOST FIELD GOALS ATTEMPTED | | | |
|----------------------------|-----|------------------------------------|------|
| RK | ATT | PLAYER VS OPPONENT | YEAR |
| T2 | 5 | Jake Elliott at Temple | 2015 |
| T2 | 5 | Jake Elliott vs Tulsa | 2014 |
| T2 | 5 | Jake Elliott at Houston | 2013 |
| T5 | 4 | Riley Patterson vs SMU | 2019 |
| T5 | 4 | Riley Patterson vs Navy | 2017 |
| T5 | 4 | Jake Elliott vs Kansas | 2016 |
| T5 | 4 | Jake Elliott vs Tulane | 2015 |
| T5 | 4 | Jake Elliott at Cincinnati | 2014 |
| T5 | 4 | Matt Reagan vs Southern Miss | 2009 |
| T5 | 4 | Matt Reagan vs Rice | 2007 |
| T5 | 4 | Matt Reagan vs UAB | 2007 |
| T5 | 4 | Matt Reagan vs UAB | 2006 |
| T5 | 4 | Matt Reagan vs Houston | 2006 |
| T5 | 4 | Stephen Gostkowski vs Marshall | 2005 |
| T5 | 4 | Stephen Gostkowski vs ECU | 2005 |
| T5 | 4 | Stephen Gostkowski vs Arkansas St. | 2004 |
| T5 | 4 | Stephen Gostkowski vs TTU | 2003 |
| T5 | 4 | Ryan White vs Arkansas State | 2000 |
| T5 | 4 | Ryan White vs Cincinnati | 1998 |
| T5 | 4 | Joe Allison vs Ole Miss | 1992 |
| T5 | 4 | Rusty Bennett vs North Texas | 1977 |

| MOST FIELD GOALS MADE | | | |
|-----------------------|-----|------------------------------------|------|
| RK | ATT | PLAYER VS OPPONENT | YEAR |
| T1 | 5 | Jake Elliott at Houston | 2013 |
| T1 | 5 | Ryan White vs UAB | 1999 |
| T3 | 4 | Riley Patterson vs SMU | 2019 |
| T3 | 4 | Jake Elliott at Temple | 2015 |
| T3 | 4 | Jake Elliott vs Tulsa | 2014 |
| T3 | 4 | Matt Reagan vs UAB | 2006 |
| T3 | 4 | Matt Reagan vs Houston | 2006 |
| T3 | 4 | Stephen Gostkowski vs Marshall | 2005 |
| T3 | 4 | Stephen Gostkowski vs Arkansas St. | 2004 |
| T3 | 4 | Ryan White vs Arkansas State | 2000 |
| T3 | 4 | Ryan White vs Cincinnati | 1998 |
| T3 | 4 | Joe Allison vs Ole Miss | 1992 |
| T3 | 4 | Rusty Bennett vs North Texas | 1977 |

| LOWEST FIELD GOAL MADE | | | |
|------------------------|-----|--|------|
| RK | ATT | PLAYER VS OPPONENT | YEAR |
| 1 | 56 | Jake Elliott at USF | 2013 |
| 2 | 54 | Jake Elliott vs BYU | 2014 |
| T3 | 53 | Jake Elliott vs Auburn | 2015 |
| T3 | 53 | Jake Elliott vs Tulsa | 2014 |
| T3 | 53 | Stephen Gostkowski vs Marshall | 2005 |
| T6 | 52 | Riley Patterson vs Cincinnati (AAC CG) | 2019 |
| T6 | 52 | Riley Patterson at Missouri | 2018 |
| T6 | 52 | Jake Elliott at Bowling Green | 2015 |
| T6 | 52 | Jake Elliott vs SMU | 2013 |
| T6 | 52 | Ryan White vs Cincinnati | 1998 |
| T6 | 52 | Luis Tejeda vs Ole Miss | 1994 |
| T6 | 52 | Don Glosson vs Florida State | 1985 |

KICKING TEAM RECORDS

| MOST EXTRA POINTS | | | |
|-------------------|----|-------------------|------|
| RK | EP | OPPONENT | YEAR |
| 1 | 11 | vs Bowling Green | 2016 |
| T2 | 10 | vs ECU | 2017 |
| T2 | 10 | at UConn | 2017 |
| T4 | 9 | vs Mercer | 2018 |
| T4 | 9 | vs SMU | 2017 |
| T4 | 9 | vs Austin Peay | 2014 |
| T4 | 9 | vs Louisville | 1969 |
| T4 | 9 | vs Missouri State | 2015 |
| T4 | 9 | vs Tulsa | 2015 |
| T4 | 9 | vs SMU | 2015 |
| T11 | 8 | vs Georgia State | 2018 |
| T11 | 8 | at ECU | 2018 |
| T11 | 8 | vs Tulane | 2017 |
| T11 | 8 | vs Chattanooga | 2005 |
| T11 | 8 | vs Tulane | 1992 |
| T16 | 7 | at USF | 2019 |
| T16 | 7 | vs Southern | 2019 |
| T16 | 7 | vs UConn | 2018 |
| T16 | 7 | vs South Alabama | 2018 |
| T16 | 7 | vs Houston | 2018 |
| T16 | 7 | at UCF | 2017 |
| T16 | 7 | vs BYU | 2014 |
| T16 | 7 | vs SMU | 2007 |
| T16 | 7 | vs Chattanooga | 2004 |
| T16 | 7 | vs Tulane | 2004 |
| T16 | 7 | vs Houston | 2001 |
| T16 | 7 | vs Virginia Tech | 1973 |

| MOST EXTRA POINTS | | | |
|-------------------|----|------------------|------|
| RK | EP | OPPONENT | YEAR |
| T16 | 7 | vs Wichita State | 1972 |
| T16 | 7 | vs Cincinnati | 1962 |
| T16 | 7 | vs Louisville | 1972 |
| T16 | 7 | vs Kansas | 2015 |
| T16 | 7 | vs Cincinnati | 2015 |

| MOST FIELD GOALS MADE | | | |
|-----------------------|-----|---------------------------------------|------|
| RK | FGS | OPPONENT | YEAR |
| T1 | 5 | at Houston | 2013 |
| T1 | 5 | vs UAB | 1999 |
| T3 | 4 | vs SMU | 2019 |
| T3 | 4 | vs Tulsa | 2014 |
| T3 | 4 | vs UAB | 2007 |
| T3 | 4 | vs Marshall | 2005 |
| T3 | 4 | vs Arkansas State | 2004 |
| T3 | 4 | vs Cincinnati | 1998 |
| T3 | 4 | vs Ole Miss | 1992 |
| T3 | 4 | vs North Texas State | 1976 |
| T3 | 4 | vs Cincinnati | 2015 |
| T3 | 4 | vs Temple | 2015 |
| T9 | 3 | 31 times; last vs Cincinnati (AAC CG) | 2019 |

| MOST FIELD GOALS ATTEMPTED | | | |
|----------------------------|-----|-----------------------|------|
| RK | ATT | OPPONENT | YEAR |
| T1 | 6 | vs UAB | 1999 |
| T1 | 6 | vs North Texas State | 1976 |
| T3 | 5 | vs Tulsa | 2014 |
| T3 | 5 | at Houston | 2013 |
| T3 | 5 | vs Cincinnati | 2015 |
| T3 | 5 | vs Temple | 2015 |
| T5 | 4 | 17 times, last at UCF | 2017 |

KICK RETURN INDIV. RECORDS

| KICKOFF RETURNS | | | |
|-----------------|-----|-----------------------------|------|
| RK | RET | PLAYER VS OPPONENT | YEAR |
| 1 | 9 | Marcus Hightower vs Houston | 2009 |
| T2 | 8 | D.A. Griffin vs Houston | 2010 |
| T2 | 8 | Michael Grandberry | |

| HIGHEST KICKOFF RETURN AVG. (MIN. 3 RET.) | | | |
|---|------|---------------------------------------|------|
| RK | AVG | PLAYER VS OPPONENT | YEAR |
| 1 | 53.0 | Antonio Gibson vs SMU | 2019 |
| 2 | 49.3 | Tony Pollard vs Southern Illinois | 2017 |
| 3 | 44.3 | Tony Pollard at Navy | 2016 |
| 4 | 43.7 | Bobby McCain vs Duke (3-131) | 2012 |
| 5 | 41.8 | Jerry Harris vs Southern Miss (4-167) | 1983 |
| 6 | 38.0 | Charles Wilson vs Tulane (4-152) | 1988 |
| 7 | 36.0 | Tony Pollard vs USF | 2016 |
| 8 | 35.7 | Chris Claybrooks vs Tulane (3-107) | 2019 |
| T9 | 35.3 | Tony Pollard vs Temple | 2016 |
| T9 | 35.3 | Nick Pappas vs Houston (4-141) | 1967 |
| 11 | 34.8 | Tony Pollard vs Wake Forest (6-209) | 2018 |
| 12 | 32.6 | Xavier Crawford vs Missouri (5-163) | 1991 |
| 13 | 32.3 | Joseph Doss vs Akron (3-97) | 2005 |
| 14 | 31.8 | Chris Hobbs vs ECU (4-127) | 2009 |
| 15 | 31.4 | P.T. Jones vs Tulane (5-157) | 1997 |
| 16 | 31.3 | Michael Grandberry vs USM (3-94) | 2006 |
| 17 | 31.0 | Michael Grandberry vs Tulane (4-124) | 2007 |
| 18 | 30.4 | Mac Cody vs Cincinnati (5-152) | 1993 |

| MOST KICKOFF RETURN TD | | | |
|------------------------|----|---|------|
| RK | TD | PLAYER VS OPPONENT | YEAR |
| T1 | 1 | Chris Claybrooks vs Cincinnati (94) | 2019 |
| T1 | 1 | Antonio Gibson vs SMU (97) | 2019 |
| T1 | 1 | Gabriel Rogers vs Navy (99) | 2019 |
| T1 | 1 | Tony Pollard vs Wake Forest (97) | 2018 |
| T1 | 1 | Tony Pollard vs ECU (100) | 2017 |
| T1 | 1 | Tony Pollard at Houston (93) | 2017 |
| T1 | 1 | Tony Pollard vs Southern Illinois (100) | 2017 |
| T1 | 1 | Tony Pollard vs ULM (99) | 2017 |
| T1 | 1 | Darrell Henderson at SMU (99) | 2016 |
| T1 | 1 | Tony Pollard at Navy (100) | 2016 |
| T1 | 1 | Tony Pollard vs Temple (95) | 2016 |
| T1 | 1 | Kevin Cobb vs Tennessee (95) | 1996 |
| T1 | 1 | Mac Cody vs Cincinnati (89) | 1993 |
| T1 | 1 | Charles Wilson vs Tulane (97) | 1988 |
| T1 | 1 | Jerry Harris vs Southern Miss (98) | 1983 |
| T1 | 1 | Charles Greenhill vs Cincinnati (69) | 1983 |
| T1 | 1 | Terdell Middleton vs North Texas (96) | 1975 |
| T1 | 1 | Stan Davis vs Cincinnati (94) | 1972 |
| T1 | 1 | Nick Pappas vs Ole Miss (93) | 1967 |
| T1 | 1 | Billy Fletcher vs Houston (82) | 1963 |
| T1 | 1 | Billy Russell vs Tennessee Tech | 1954 |
| T1 | 1 | Frank Mawyer vs UT Chattanooga (95) | 1950 |
| T1 | 1 | Paul Haynes vs NATTC | 1947 |

| LOWEST KICKOFF RETURN | | | |
|-----------------------|-----|--|------|
| RK | YDS | PLAYER VS OPPONENT | YEAR |
| T1 | 100 | Tony Pollard vs ECU (TD) | 2017 |
| T1 | 100 | Tony Pollard vs Southern Illinois (TD) | 2017 |
| T1 | 100 | Tony Pollard at Navy (TD) | 2016 |
| T4 | 99 | Gabriel Rogers vs Navy (TD) | 2019 |
| T4 | 99 | Tony Pollard vs ULM (TD) | 2017 |
| T4 | 99 | Darrell Henderson at SMU (TD) | 2016 |
| 7 | 98 | Jerry Harris vs Southern Miss | 1983 |
| T8 | 97 | Antonio Gibson vs SMU (TD) | 2019 |
| T8 | 97 | Tony Pollard vs Wake Forest (TD) | 2018 |
| T8 | 97 | Charles Wilson vs Tulane | 1988 |
| T11 | 96 | Chris Claybrooks vs Cincinnati (TD) | 2019 |
| T11 | 96 | Terdell Middleton vs North Texas | 1975 |
| T13 | 95 | Tony Pollard vs Temple (TD) | 2016 |
| T13 | 95 | Bobby McCain vs Duke | 2012 |
| T13 | 95 | Kevin Cobb vs Tennessee | 1996 |
| T13 | 95 | Frank Mawyer vs Chattanooga | 1950 |
| T13 | 95 | Keith White vs Arkansas State | 1948 |
| T18 | 94 | Stan Davis vs Cincinnati | 1972 |
| T19 | 93 | Tony Pollard at Houston (TD) | 2017 |
| T19 | 93 | Nick Pappas vs Ole Miss | 1967 |
| T19 | 93 | Preston Watts vs Troy State | 1940 |

KICK RETURN TEAM RECORDS

| MOST KICKOFF RETURNS | | | |
|----------------------|-----|----------------------|------|
| RK | RET | OPPONENT | YEAR |
| 1 | 10 | vs Mississippi State | 2011 |
| T2 | 9 | at UCF | 2017 |
| T2 | 9 | vs Houston | 2010 |
| T2 | 9 | vs Tennessee | 2009 |
| T2 | 9 | vs Houston | 2009 |
| T2 | 9 | vs UCF | 2007 |
| T2 | 9 | vs Louisville | 2004 |
| T2 | 9 | vs Cincinnati | 2002 |

| MOST KICKOFF RETURNS | | | |
|----------------------|-----|--------------|------|
| RK | RET | OPPONENT | YEAR |
| T2 | 9 | vs Tennessee | 2001 |

| MOST KICKOFF RETURN YARDS | | | |
|---------------------------|-----|----------------------|------|
| RK | YDS | OPPONENT | YEAR |
| 1 | 220 | v SMU | 2019 |
| 2 | 215 | vs Wake Forest | 2018 |
| 3 | 214 | vs UCF | 2007 |
| 4 | 200 | vs Middle Tennessee | 2012 |
| 5 | 196 | vs Cincinnati | 2002 |
| 6 | 195 | vs UAB | 2011 |
| 7 | 187 | vs Navy | 2019 |
| T8 | 186 | vs ECU | 2007 |
| T8 | 186 | vs Southern Miss | 1983 |
| 10 | 184 | vs Mississippi State | 2010 |
| 11 | 177 | at Connecticut | 2013 |
| 12 | 175 | at Houston | 2017 |
| 13 | 174 | vs USF | 2016 |
| 14 | 170 | vs Mississippi State | 2011 |
| T15 | 169 | vs Houston | 2009 |
| T15 | 169 | vs Florida State | 1979 |

| FEWEST KICKOFF RETURN YARDS | | | |
|-----------------------------|-----|------------------------------------|------|
| RK | YDS | OPPONENT | YEAR |
| 1 | 0 | vs several opponents; last vs Navy | 2017 |

PUNT RETURN INDIVIDUAL RECORDS

| MOST PUNT RETURNS | | | |
|-------------------|-----|-----------------------------------|------|
| RK | RET | PLAYER VS OPPONENT | YEAR |
| 1 | 10 | Ryan Roskelly vs Tulsa | 1994 |
| 2 | 7 | Darron White vs Chattanooga | 2004 |
| T3 | 6 | Keiwone Malone vs UAB | 2014 |
| T3 | 6 | Ryan Johnson vs MTSU | 2001 |
| T3 | 6 | Damien Dodson vs Houston | 1997 |
| T3 | 6 | Russell Copeland vs Cincinnati | 1992 |
| T3 | 6 | Jerry Harris vs Mississippi State | 1985 |
| T3 | 6 | Keith Wright vs North Texas State | 1974 |
| T3 | 6 | Stan Davis vs Tennessee | 1969 |
| T3 | 6 | Bob Baxter vs Ole Miss | 1965 |

| MOST PUNT RETURN YARDS | | | |
|------------------------|-----|-----------------------------------|------|
| RK | YDS | PLAYER VS OPPONENT | YEAR |
| 1 | 194 | Ryan Roskelly vs Tulsa | 1994 |
| 2 | 133 | David Berrong vs Wichita State | 1968 |
| 3 | 120 | Keith Wright vs North Texas State | 1974 |
| 4 | 112 | Keiwone Malone vs UAB | 2012 |
| 5 | 109 | Pop Williams vs Tulsa | 2018 |
| T6 | 94 | Damien Dodson vs Houston | 1997 |
| T6 | 94 | Keith Wright vs Louisville | 1995 |
| T6 | 94 | Frank Mawyer vs Chattanooga | 1950 |
| T9 | 92 | Darron White vs Tulane | 2004 |
| T9 | 92 | Ryan Johnson vs Cincinnati | 2000 |
| T9 | 92 | Stan Davis vs Southern Miss | 1972 |
| T9 | 92 | Bob Baxter vs Ole Miss | 1967 |

| HIGHEST PUNT RETURN AVERAGE | | | |
|-----------------------------|------|------------------------------------|------|
| RK | AVG | PLAYER VS OPPONENT | YEAR |
| 1 | 33.3 | David Berrong vs Wichita State | 1968 |
| 2 | 30.7 | Bob Baxter vs Ole Miss | 1967 |
| 3 | 30.6 | Ryan Johnson vs Cincinnati | 2000 |
| 4 | 30.0 | Keith Wright vs North Texas | 1974 |
| 5 | 28.0 | Roderick Proctor vs Missouri State | 2015 |
| 6 | 27.2 | Pop Williams vs Tulsa | 2018 |
| 7 | 22.4 | Keiwone Malone vs UAB | 2012 |
| 8 | 21.8 | Bobby Ward vs Ole Miss | 1973 |
| 9 | 19.4 | Ryan Roskelly vs Tulsa | 1994 |
| 10 | 18.7 | Pop Williams vs Georgia State | 2018 |

| MOST PUNT RETURN TDs | | | |
|----------------------|----|------------------------------------|------|
| RK | TD | PLAYER VS OPPONENT | YEAR |
| T1 | 1 | Pop Williams vs Tulsa | 2018 |
| T1 | 1 | Roderick Proctor vs Missouri State | 2015 |
| T1 | 1 | Darron White vs Tulane | 2004 |
| T1 | 1 | Keith Cobb vs Southwestern La. | 1995 |
| T1 | 1 | Ryan Roskelly vs Tulsa | 1994 |
| T1 | 1 | Judson Flint vs Ole Miss | 1978 |
| T1 | 1 | Judson Flint vs Louisville | 1978 |
| T1 | 1 | Keith Wright vs Louisville | 1976 |
| T1 | 1 | Keith Wright vs Wichita State | 1976 |
| T1 | 1 | Keith Wright vs Louisville | 1975 |
| T1 | 1 | Keith Wright vs North Texas | 1974 |
| T1 | 1 | Steve Jaggard vs Tulsa | 1968 |

| MOST PUNT RETURN TDs | | | |
|----------------------|----|-----------------------------|------|
| RK | TD | PLAYER VS OPPONENT | YEAR |
| T1 | 1 | Bob Baxter vs Ole Miss | 1967 |
| T1 | 1 | Bob Sherlag vs Wake Forest | 1964 |
| T1 | 1 | Russell Vollmer vs Ole Miss | 1962 |
| T1 | 1 | 11 blocked punts for TD | 2019 |

| LONGEST PUNT RETURN | | | |
|---------------------|-----|---------------------------------|------|
| RK | YDS | PLAYER VS OPPONENT | YEAR |
| 1 | 97 | Keith Wright vs North Texas | 1974 |
| T2 | 94 | Keith Wright vs Louisville | 1975 |
| T2 | 94 | Frank Mawyer vs Chattanooga | 1950 |
| 4 | 89 | Billy Russell vs Tennessee Tech | 1954 |
| 5 | 88 | Russ Vollmer vs Ole Miss | 1962 |
| T6 | 86 | Ricky Rivas vs Wichita State | 1975 |
| T6 | 86 | Jack Carter vs Chattanooga | 1961 |

PUNT RETURN TEAM RECORDS

| MOST PUNT RETURNS | | | |
|-------------------|-----|----------------------------|------|
| RK | RET | OPPONENT | YEAR |
| 1 | 10 | vs Tulsa | 1994 |
| 2 | 9 | vs Mississippi State | 1985 |
| 3 | 8 | vs Quantico | 1966 |
| T4 | 7 | vs Austin Peay | 2014 |
| T4 | 7 | vs Chattanooga | 2004 |
| T4 | 7 | vs Tennessee Tech | 1962 |
| T7 | 6 | several times; last vs BYU | 2014 |

| MOST PUNT RETURN YARDS | | | |
|------------------------|-----|----------------------|------|
| RK | YDS | OPPONENT | YEAR |
| 1 | 194 | vs Tulsa | 1994 |
| 2 | 138 | vs UAB | 2012 |
| T3 | 133 | vs Tulsa | 1968 |
| T3 | 133 | vs Wichita State | 1968 |
| 5 | 120 | vs North Texas State | 1974 |
| 6 | 112 | vs Austin Peay | 2014 |
| 7 | 109 | vs Tulsa | 2018 |
| 8 | 97 | vs Cincinnati | 1972 |

| FEWEST PUNT RETURN YARDS | | | |
|--------------------------|-----|-----------|------|
| RK | YDS | OPPONENT | YEAR |
| T1 | -8 | vs Tulsa | 2010 |
| T1 | -8 | vs Tulane | 2003 |

| MOST PUNT RETURN TD | | | |
|---------------------|-----|---------------------------------|------|
| RK | TDs | OPPONENT | YEAR |
| 1 | 3 | vs Tulsa (two on blocked punts) | 1968 |
| T2 | 1 | 21 times (last vs Tulsa) | 2018 |

DEFENSE INDIVIDUAL RECORDS

| MOST SOLO TACKLES | | | |
|-------------------|-----|---------------------------------|------|
| RK | NO. | PLAYER VS OPPONENT | YEAR |
| 1 | 19 | Pete Scatamacchia vs Louisville | 1979 |
| 2 | 16 | Alex Dees vs Southern Miss | 1968 |
| T3 | 15 | Jamon Hughes vs Southern Miss | 2010 |
| T3 | 15 | Dave Pawlik vs San Jose State | 1971 |
| T5 | 14 | Wilson Neely vs Mississippi St. | 1986 |
| T5 | 14 | Shareef White vs Auburn | 2015 |
| T5 | 14 | Jamon Hughes vs UAB | 2010 |
| T5 | 14 | Todd Ondra vs Louisville | 1978 |
| 8 | 12 | Glenn Sumter vs Southern Miss | 2001 |
| T9 | 11 | Austin Hall vs Tulane | 2017 |
| T9 | 11 | TJ Carter at Houston | 2017 |

| MOST ASSISTED TACKLES | | | |
|-----------------------|-----|----------------------------------|------|
| RK | NO. | PLAYER VS OPPONENT | YEAR |
| 1 | 19 | Art Brumit vs Utah State | 1967 |
| T2 | 13 | Quinton McCrary vs Tennessee | 2006 |
| T2 | 13 | Damon Young vs Tulane | 1987 |
| T2 | 13 | Joe Rushing vs Utah State | 1967 |
| T5 | 12 | Charles Harris vs Arkansas State | 2012 |
| T5 | 12 | Jamon Hughes vs ECU | 2010 |
| T5 | 12 | Jamon Hughes vs Marshall | 2010 |
| T5 | 12 | Jamon Hughes vs Houston | 2009 |
| T5 | 12 | Todd Ondra vs Northeast La. | 1979 |
| T5 | 12 | Todd Ondra vs Louisville | 1979 |

| MOST TOTAL TACKLES | | | |
|--------------------|-----|---------------------------------|------|
| RK | NO. | PLAYER VS OPPONENT | YEAR |
| 1 | 25 | Pete Scatamacchia vs Louisville | 1979 |
| T2 | 21 | Jamon Hughes vs Southern Miss | 2010 |

| MOST TOTAL TACKLES | | | |
|--------------------|-----|-----------------------------------|------|
| RK | NO. | PLAYER VS OPPONENT | YEAR |
| T2 | 21 | Tommy James vs Utah State | 1970 |
| T2 | 21 | Alex Dees vs Southern Miss | 1968 |
| T5 | 20 | Kamal Shakir vs Army | 1999 |
| T5 | 20 | John Allen vs Houston | 1968 |
| T5 | 20 | Glenn Whittemore vs Southern Miss | 1973 |
| T5 | 20 | Todd Ondra vs Texas A&M | 1979 |
| T5 | 20 | Mike Kleimeyer vs Tennessee | 1981 |
| T10 | 18 | Jamon Hughes vs Houston | 2009 |
| T10 | 18 | Todd Ondra vs Tulane | 1980 |

| MOST QUARTERBACK SACKS | | | |
|------------------------|-----|----------------------------------|------|
| RK | NO. | PLAYER VS OPPONENT | YEAR |
| T1 | 4 | Clinton McDonald vs Arkansas St. | 2008 |
| T1 | 4 | James Logan vs Arkansas St. | 1994 |
| T1 | 4 | Marlon Brown vs Louisville | 1987 |
| 4 | 3.5 | Genard Avery vs Tulane | 2017 |
| T5 | 3 | by eight different players | |

| MOST TACKLES FOR LOSS | | | |
|-----------------------|-----|--|------|
| RK | NO. | PLAYER VS OPPONENT | YEAR |
| 1 | 6 | Tony Williams vs Tennessee | 1996 |
| 2 | 5.5 | Genard Avery vs Tulane | 2017 |
| T3 | 5 | Bryce Huff at Tulane | 2018 |
| T3 | 5 | Marlon Brown vs Southern Miss | 1987 |
| T3 | 5 | Rod Brown vs Arkansas | 1993 |
| 6 | 4.5 | Martin Ifeidi vs Arkansas State | 2013 |
| T7 | 4 | 17 different times, last by Joseph Dorceus vs Cincinnati | 2019 |

| MOST FUMBLE RECOVERIES | | | |
|------------------------|-----|----------------------------------|------|
| RK | NO. | PLAYER VS OPPONENT | YEAR |
| T1 | 3 | Quinton McCrary vs UCF | 2007 |
| T1 | 3 | Ricky Kale vs Southern Miss | 1970 |
| T3 | 2 | Austin Hall at South Alabama | 2019 |
| T3 | 2 | Michael Edwards Jr. vs Kansas | 2016 |
| T3 | 2 | Ryan Coleman vs SMU | 2013 |
| T3 | 2 | Akeem Davis vs SMU | 2011 |
| T3 | 2 | Jake Kasser vs Ole Miss | 2007 |
| T3 | 2 | Eric Taylor vs Arkansas State | 2003 |
| T3 | 2 | Reginald Howard vs Ole Miss | 1999 |
| T3 | 2 | Demorrio Shank vs Houston | 1998 |
| T3 | 2 | Larry Frankenbach vs North Texas | 1970 |

| MOST FUMBLES RETURNED FOR TOUCHDOWNS | | | |
|--------------------------------------|-----|---------------------|------|
| RK | NO. | PLAYER VS OPPONENT | YEAR |
| 1 | 2 | Ryan Coleman vs SMU | 2013 |

| LONGEST FUMBLE RETURN | | | |
|-----------------------|-----|-----------------------------------|------|
| RK | YDS | PLAYER VS OPPONENT | YEAR |
| 1 | 88 | Freddie Barnett vs Arkansas State | 2007 |
| 2 | 84 | Corey Irby vs Louisville | 1999 |
| 3 | 73 | Glenn Sumter vs Mississippi State | 2001 |
| 4 | 66 | Idrees Bashir vs Tulane | 2000 |
| 5 | 64 | Manny Santibanez vs USM | 1997 |
| 6 | 59 | Bobby McCain vs MTSU | 2014 |
| 7 | 57 | Ruben Melton vs Cincinnati | 1971 |
| 8 | 54 | Jeremy Stewart vs ECU | 1998 |
| 9 | 50 | Jonathan Cook vs Kansas | 2016 |
| 10 | 48 | Austin Hall at South Alabama | 2019 |
| 11 | 47 | John Allen vs North Texas | 1968 |

| MOST PASS INTERCEPTIONS | | | |
|-------------------------|-----|-----------------------------------|------|
| RK | NO. | PLAYER VS OPPONENT | YEAR |
| T1 | 3 | Bobby McCain at USF | 2013 |
| T1 | 3 | Eddie Moore vs Tulane | 1988 |
| T1 | 3 | Keith Simpson vs North Texas | 1977 |
| T1 | 3 | Olie Cordill vs Mississippi State | 1965 |
| T1 | 3 | Bob Ford vs Murray State | 1952 |

| MOST INTERCEPTION RETURN YARDS | | | |
|--------------------------------|-----|-----------------------------------|------|
| RK | YDS | PLAYER VS OPPONENT | YEAR |
| 1 | 100 | Idrees Bashir vs Army | 2000 |
| 2 | 99 | Robert Lyles vs Mississippi State | |

| LONGEST INTERCEPTION RETURN | | | |
|-----------------------------|-----|-----------------------------------|------|
| RK | YDS | PLAYER VS OPPONENT | YEAR |
| 2 | 99 | Robert Lyles vs Mississippi State | 1958 |
| 3 | 98 | Paul Haynes vs Tampa | 1948 |
| T4 | 95 | Chris Hobbs vs Tennessee | 1991 |
| T4 | 95 | Marty Hammock vs Southern Miss | 1973 |
| T6 | 93 | Reggis Ball vs SMU | 2013 |
| T6 | 93 | Bob Sherlag vs Wake Forest | 1964 |
| 8 | 91 | Bob Orians vs Southern Miss | 1977 |
| T9 | 90 | Dominic Calloway vs ECU | 1993 |
| T9 | 90 | Preston Watts vs Middle Tennessee | 1941 |

| MOST BLOCKED PUNTS | | | |
|--------------------|-----|-----------------------|------|
| RK | NO. | PLAYER VS OPPONENT | YEAR |
| 1 | 4 | Ken Irvin vs Arkansas | 1992 |

DEFENSE TEAM RECORDS

| FEWEST RUSHES ALLOWED | | |
|-----------------------|----|----------------|
| Game | | |
| | 15 | by North Texas |

| MOST RUSHES ALLOWED | | |
|---------------------|----|------------|
| Game | | |
| | 82 | by Houston |

| FEWEST RUSHING YARDS ALLOWED | | |
|------------------------------|----|-------------|
| Game | | |
| | -4 | by Ole Miss |

| MOST RUSHING YARDS ALLOWED | | |
|----------------------------|-----|--------------|
| Game | | |
| | 523 | by Texas A&M |

| FEWEST PASS COMPLETIONS ALLOWED | | |
|---------------------------------|---|------------------------------------|
| Game | | |
| | 1 | three times; last vs Southern Miss |

| MOST PASS COMPLETIONS ALLOWED | | |
|-------------------------------|----|------------|
| Game | | |
| | 47 | by Houston |

| FEWEST PASSING YARDS ALLOWED | | |
|------------------------------|---|------------------|
| Game | | |
| | 5 | by Southern Miss |

| MOST PASSING YARDS ALLOWED | | |
|----------------------------|-----|---------------|
| Game | | |
| | 620 | by Cincinnati |

| FEWEST TOTAL YARDS ALLOWED | | |
|----------------------------|----|--------------------|
| Game | | |
| | 87 | by Texas-Arlington |
| | 87 | by Tennessee Tech |

| MOST TOTAL YARDS ALLOWED | | |
|--------------------------|-----|---------------|
| Game | | |
| | 752 | by Cincinnati |

| MOST POINTS ALLOWED | | |
|---------------------|----|--|
| Game | | |
| | 92 | by Ole Miss |
| | 66 | by Florida State (modern day records since 1947) |

| MOST RUSHING TOUCHDOWNS ALLOWED | | |
|---------------------------------|---|--------|
| Game | | |
| | 7 | by UCF |

| FEWEST RUSHING TOUCHDOWNS ALLOWED | | |
|-----------------------------------|---|--|
| Season | | |
| | 2 | |

| MOST TOUCHDOWN PASSES ALLOWED | | |
|-------------------------------|---|------------------------|
| Game | | |
| | 6 | by Houston |
| | 6 | by Tennessee & Houston |
| | 6 | by Florida State |

| MOST INTERCEPTIONS | | |
|--------------------|---|----------|
| Game | | |
| | 6 | vs ECU |
| | 6 | vs Tulsa |

| MOST FUMBLE RECOVERIES | | |
|------------------------|---|----------------|
| Game | | |
| | 6 | vs North Texas |

| MOST QUARTERBACK SACKS | | |
|------------------------|---|-------------------|
| Game | | |
| | 7 | at Tulane |
| | 7 | vs Tulane |
| | 7 | vs Arkansas State |
| | 7 | vs Houston |
| | 7 | vs ECU |
| | 7 | vs ECU |
| | 7 | vs Arkansas State |

| MOST BLOCKED KICKS | | |
|--------------------|---|-------------|
| Game | | |
| | 4 | vs Arkansas |

| MOST TACKLES FOR LOSS YARDAGE | | |
|-------------------------------|----|--------------|
| Game | | |
| | 16 | vs Tennessee |

MISCELLANEOUS TEAM RECORDS

| MOST POINTS SCORED IN A QUARTER | | | |
|---------------------------------|-----|---------------------------|------|
| RK | PTS | OPPONENT | YEAR |
| T1 | 35 | vs Bowling Green (1st) | 2016 |
| T1 | 35 | vs Tulane (1st) | 1992 |
| 3 | 33 | vs North Texas (3rd) | 1971 |
| 4 | 30 | vs Cincinnati (4th) | 1983 |
| T5 | 28 | vs Mercer (1st) | 2018 |
| T5 | 28 | vs Mercer (2nd) | 2018 |
| T5 | 28 | vs UConn (2nd) | 2018 |
| T5 | 28 | at UConn (1st) | 2017 |
| T5 | 28 | vs SMU (1st) | 2015 |
| T5 | 28 | vs SMU (2nd) | 2015 |
| T5 | 28 | vs Missouri State (1st) | 2015 |
| T5 | 28 | vs Chattanooga (3rd) | 2004 |
| T5 | 28 | vs Arkansas State (4th) | 2004 |
| T5 | 28 | vs West Texas State (4th) | 1968 |

| MOST POINTS SCORED IN A HALF | | | |
|------------------------------|-----|-------------------------|------|
| RK | PTS | OPPONENT | YEAR |
| T1 | 56 | vs Mercer (1st) | 2018 |
| T1 | 56 | vs Bowling Green (1st) | 2016 |
| T1 | 56 | vs SMU (1st) | 2015 |
| T4 | 49 | vs Tulane (1st) | 1992 |
| T4 | 49 | vs ECU (1st) | 2017 |
| T6 | 42 | at Houston (2nd) | 2017 |
| T6 | 42 | vs Missouri State (1st) | 2015 |
| T6 | 42 | vs Austin Peay (1st) | 2014 |
| T9 | 41 | vs UConn (1st) | 2018 |
| T9 | 41 | vs Louisville (2nd) | 1969 |
| T11 | 38 | at UCF (1st) | 2018 |
| T11 | 38 | vs Georgia State (1st) | 2018 |
| T11 | 38 | at SMU (1st) | 2016 |
| T11 | 38 | vs Houston (1st) | 2003 |
| T11 | 38 | vs Cincinnati (2nd) | 1969 |

| MOST POINTS ALLOWED IN A HALF | | | |
|-------------------------------|-----|-------------------------|------|
| RK | PTS | OPPONENT | YEAR |
| 1 | 51 | by Florida State (1st) | 1989 |
| 2 | 48 | by Missouri (1st) | 2018 |
| T3 | 42 | by Tennessee (1st) | 2009 |
| T3 | 42 | by Houston (1st) | 2009 |
| T3 | 42 | by UCF (1st) | 2007 |
| T3 | 42 | by Michigan State (1st) | 1997 |
| T3 | 42 | by Florida State (2nd) | 1979 |
| T3 | 42 | by Ole Miss (1st) | 1971 |
| 9 | 41 | by Alabama (2nd) | 1983 |
| T10 | 40 | by Tennessee (1st) | 2010 |
| T10 | 40 | by Ole Miss (1st) | 1980 |

| MOST COMBINED POINTS IN A HALF | | | |
|--------------------------------|-----|------------------------------|------|
| RK | PTS | OPPONENT | YEAR |
| 1 | 68 | vs Louisville (1st) | 2004 |
| 2 | 64 | vs Florida State (1st) | 1989 |
| T3 | 63 | at Houston (2nd) | 2017 |
| T3 | 63 | vs Bowling Green State (1st) | 2004 |
| T5 | 62 | vs SMU (2nd) | 2019 |
| T5 | 62 | vs ECU (2nd) | 2007 |
| T5 | 62 | vs Tulane (1st) | 1992 |
| 8 | 60 | vs Rice (2nd) | 2008 |
| T9 | 59 | at UCF (1st) | 2018 |
| T9 | 59 | at UConn (1st) | 2017 |
| T9 | 59 | vs Bowling Green (1st) | 2016 |
| 12 | 58 | vs Cincinnati (1st) | 2015 |
| T13 | 56 | vs Mercer (1st) | 2018 |
| T13 | 56 | vs SMU (2nd) | 2017 |
| T13 | 56 | vs SMU (1st) | 2015 |
| T13 | 56 | at Tulsa (1st) | 2015 |
| T13 | 56 | vs Houston (1st) | 2009 |
| T13 | 56 | vs Florida State (2nd) | 1979 |

| MOST POINTS SCORED IN A GAME | | | |
|------------------------------|-----|------------------|------|
| RK | PTS | OPPONENT | YEAR |
| 1 | 77 | vs Bowling Green | 2016 |
| 2 | 76 | vs Memphis Navy | 1950 |
| T3 | 70 | vs ECU | 2017 |
| T3 | 70 | at UConn | 2017 |
| T3 | 70 | vs Tampa | 1949 |

| MOST POINTS SCORED IN A GAME | | | |
|------------------------------|-----|--------------------------|------|
| RK | PTS | OPPONENT | YEAR |
| 6 | 69 | vs Louisville | 1969 |
| T7 | 66 | vs Mercer | 2018 |
| T7 | 66 | vs SMU | 2017 |
| T7 | 66 | at Tulsa | 2015 |
| 10 | 64 | vs Union University | 1950 |
| T11 | 63 | vs SMU | 2015 |
| T11 | 63 | vs Missouri State | 2015 |
| T11 | 63 | vs Austin Peay | 2014 |
| 14 | 62 | vs Tulane | 1992 |
| T15 | 61 | vs East Central Oklahoma | 1951 |
| T15 | 61 | vs Arkansas State | 1949 |

| MOST POINTS ALLOWED IN A GAME | | | |
|-------------------------------|-----|----------------------|------|
| RK | PTS | OPPONENT | YEAR |
| 1 | 66 | by Florida State | 1979 |
| 2 | 65 | by Missouri | 2018 |
| 3 | 62 | by UCF | 2017 |
| 4 | 61 | by Ole Miss | 1980 |
| T5 | 59 | by Tulsa | 2016 |
| T5 | 59 | by Mississippi State | 2011 |
| 7 | 58 | by Texas A&M | 1978 |
| 8 | 57 | by Florida State | 1989 |
| T9 | 56 | by UCF | 2018 |
| T9 | 56 | by Houston | 2010 |
| T9 | 56 | by Louisville | 2010 |
| T9 | 56 | by Tennessee | 2009 |
| T9 | 56 | by ECU | 2007 |
| T9 | 56 | by UCF | 2007 |

| MOST COMBINED POINTS IN A GAME | | | |
|--------------------------------|-----|-----------------------|------|
| RK | PTS | OPPONENT | YEAR |
| 1 | 117 | at UCF (55-62 (2OT)) | 2017 |
| 2 | 111 | vs SMU (66-45) | 2017 |
| 2 | 108 | at Tulsa (66-42) | 2015 |
| 3 | 107 | vs SMU (55-52) | 2007 |
| 4 | 105 | vs Louisville (49-56) | 2004 |
| 5 | 103 | vs BYU (55-48, 2 ot) | 2014 |
| 6 | 102 | vs SMU (54-48) | 2019 |
| 7 | 101 | at UConn (70-31) | 2017 |
| 8 | 100 | at ECU (59-41) | 2018 |
| 9 | 99 | vs Cincinnati (53-46) | 2015 |
| 10 | 98 | at Missouri (33-65) | 2018 |
| 11 | 97 | at UCF (41-56) | 2018 |
| 12 | 96 | vs ECU (40-56) | 2007 |
| 13 | 93 | vs UCLA (48-45) | 2017 |
| 14 | 92 | vs Houston (48-44) | 2016 |

| MOST FIRST DOWNS RUSHING | | | |
|--------------------------|-----|----------------------|------|
| RK | NO. | OPPONENT | YEAR |
| 1 | 26 | vs Tulsa | 1972 |
| 2 | 24 | vs Louisville | 1969 |
| 3 | 24 | vs The Citadel | 1962 |
| 4 | 22 | vs Tulane | 2008 |
| 5 | 22 | vs Chattanooga | 2005 |
| T6 | 21 | vs Georgia Tech | 1981 |
| T6 | 21 | vs North Texas State | 1971 |

| MOST FIRST DOWNS PASSING | | | |
|--------------------------|-----|-----------------------|------|
| RK | NO. | OPPONENT | YEAR |
| T1 | 21 | at UConn | 2017 |
| T1 | 21 | vs Ole Miss | 2015 |
| 3 | 20 | at Houston | 2017 |
| T4 | 19 | vs Mercer | 2018 |
| T4 | 19 | vs Houston | 2016 |
| T4 | 19 | vs Ole Miss | 2007 |
| T4 | 19 | vs Louisville | 2004 |
| T8 | 18 | at UCF | 2017 |
| T8 | 18 | at Navy | 2016 |
| T8 | 18 | vs Southeast Missouri | 2016 |
| T8 | 18 | at Tulsa | 2015 |
| T8 | 18 | vs Southern Miss | 2007 |
| T8 | 18 | vs SMU | 2007 |
| T14 | 17 | at Tulsa | 2017 |
| T14 | 17 | at SMU | 2014 |
| T14 | 17 | at UCLA | 2014 |
| T14 | 17 | vs Ole Miss | 1969 |
| T18 | 16 | vs SMU | 2017 |
| T18 | 16 | at Ole Miss | 2016 |
| T18 | 16 | vs Tulane | 2015 |
| T18 | 16 | at Kansas | 2015 |
| T18 | 16 | vs Middle Tennessee | 2011 |
| T18 | 16 | vs Marshall | 2007 |
| T18 | 16 | vs ECU | 2007 |

| MOST FIRST DOWNS BY PENALTY | | | |
|-----------------------------|-----|-----------------------------------|------|
| RK | NO. | OPPONENT | YEAR |
| T1 | 6 | vs UCLA | 2017 |
| T1 | 6 | vs Tulsa | 2015 |
| T3 | 5 | at ULM | 2019 |
| T3 | 5 | at Tulsa | 2017 |
| T3 | 5 | at UCF | 2017 |
| T3 | 5 | at Ole Miss | 2014 |
| T3 | 5 | vs SMU | 2007 |
| T3 | 5 | vs Houston | 2006 |
| T3 | 5 | vs Alabama | 1987 |
| T3 | 5 | vs North Texas State | 1971 |
| T11 | 4 | vs several opponents; last vs SMU | 2019 |

| MOST TOTAL FIRST DOWNS | | | |
|------------------------|-----|-------------------|------|
| RK | NO. | OPPONENT | YEAR |
| 1 | 37 | vs Louisville | 1969 |
| T2 | 35 | at Tulsa | 2015 |
| T2 | 35 | vs SMU | 2007 |
| T4 | 34 | at UConn | 2017 |
| T4 | 34 | at Kansas | 2015 |
| T6 | 32 | vs Mercer | 2018 |
| T6 | 32 | at UCF | 2017 |
| T6 | 32 | vs SMU | 2017 |
| T6 | 32 | vs Tulane | 2015 |
| T6 | 32 | vs Tulane | 2008 |
| T6 | 32 | vs Chattanooga | 2005 |
| T12 | 31 | at USF | 2019 |
| T12 | 31 | vs Houston | 2018 |
| T12 | 31 | vs South Alabama | 2018 |
| T12 | 31 | vs Ole Miss | 2015 |
| T12 | 31 | vs Nicholls State | 2008 |

| FEWEST TOTAL FIRST DOWNS | | |
|--------------------------|-----|-------------|
| RK | NO. | OPPONENT |
| 1 | 2 | vs Ole Miss |

| MOST PENALTIES | | | |
|----------------|-----|----------------------|------|
| RK | NO. | OPPONENT | YEAR |
| T1 | 16 | vs SMU | 2019 |
| T1 | 16 | vs Marshall | 2012 |
| T3 | 15 | at Middle Tennessee | 2013 |
| T3 | 15 | vs Houston | 2000 |
| T3 | 15 | vs Tulane | 1992 |
| T3 | 15 | vs Mississippi State | 1985 |

| LONGEST TIME OF POSSESSION | | | |
|----------------------------|-------|-----------------|------|
| Rk | No. | OPPONENT | YEAR |
| T6 | 38:08 | vs Cincinnati | 1994 |
| 8 | 37:55 | vs Ole Miss | 1983 |
| 9 | 37:41 | vs Tulane | 1985 |
| 10 | 37:40 | vs Murray State | 1985 |
| 11 | 37:37 | vs Marshall | 2012 |

| SHORTEST TIME OF POSSESSION | | | |
|-----------------------------|-------|----------|------|
| Rk | No. | OPPONENT | YEAR |
| 1 | 17:13 | at Navy | 2018 |

| MOST 3RD DOWN CONVERSIONS | | | |
|---------------------------|-----|-----------------------|------|
| Rk | No. | OPPONENT | YEAR |
| 1 | 14 | vs SMU | 2007 |
| 2 | 13 | at UConn | 2017 |
| T3 | 12 | vs Ole Miss | 2015 |
| T3 | 12 | at Cincinnati | 2014 |
| T3 | 12 | vs Rice | 2008 |
| T3 | 12 | vs Louisville | 2004 |
| T3 | 12 | vs Cincinnati | 1994 |
| T8 | 10 | at SMU | 2018 |
| T8 | 10 | vs Mercer | 2018 |
| T8 | 10 | vs UTEP | 2009 |
| T8 | 10 | vs USF | 2004 |
| T8 | 10 | vs UAB | 2004 |
| 13 | 9 | 32 times; last at USF | 2019 |

| BEST 3RD DOWN CONVERSION PERCENTAGE | | | |
|-------------------------------------|------|-----------------------------|------|
| Rk | No. | OPPONENT | YEAR |
| 1 | .705 | vs Louisville (12-of-17) | 2004 |
| T2 | .692 | at Houston (9-of-13) | 2019 |
| T2 | .692 | vs Ole Miss (9-of-13) | 2006 |
| T4 | .667 | vs Mercer (10-of-15) | 2018 |
| T4 | .667 | vs Cincinnati (12-of-18) | 1994 |
| 6 | .650 | at UConn (13-of-20) | 2017 |
| T7 | .643 | vs Tulane (9-of-14) | 2017 |
| T7 | .643 | vs Missouri State (9-of-14) | 2015 |
| T7 | .643 | vs Tulane (9-of-14) | 2008 |
| T7 | .643 | vs Chattanooga (9-of-14) | 2005 |
| 11 | .632 | vs Rice (12-of-19) | 2008 |
| 12 | .625 | vs UConn (5-of-8) | 2018 |
| T13 | .600 | vs Georgia State (6-of-10) | 2018 |
| T13 | .600 | vs Ole Miss (12-of-20) | 2015 |
| T13 | .600 | vs Nicholls State (9-of-15) | 2008 |
| T13 | .600 | vs SMU (9-of-15) | 2008 |
| T13 | .600 | vs Tulane (9-of-15) | 2007 |
| T13 | .600 | vs Tulane (9-of-15) | 2003 |

| FEWEST 3RD DOWN CONVERSIONS | | | |
|-----------------------------|-----|-------------------------|------|
| Rk | No. | OPPONENT | YEAR |
| T1 | 1 | vs Tennessee (1-of-9) | 2006 |
| T1 | 1 | vs Cincinnati (1-of-12) | 2004 |
| T1 | 1 | vs Cincinnati (1-of-12) | 1992 |

| MOST FUMBLES | | | |
|--------------|-----|-------------------|------|
| Rk | No. | OPPONENT | YEAR |
| 1 | 11 | vs Ole Miss | 1976 |
| 2 | 10 | vs Louisville | 1979 |
| T3 | 9 | vs Florida State | 1977 |
| T3 | 9 | vs Ole Miss | 1971 |
| T3 | 9 | vs Southern Miss | 1963 |
| T3 | 9 | vs Tennessee Tech | 1962 |

| MOST FUMBLES LOST | | | |
|-------------------|-----|----------------------|------|
| Rk | No. | OPPONENT | YEAR |
| T1 | 7 | vs Mississippi State | 1976 |
| T1 | 7 | vs Ole Miss | 1971 |
| T3 | 6 | vs Louisville | 1979 |
| T3 | 6 | vs Ole Miss | 1976 |
| T3 | 6 | vs Tennessee Tech | 1962 |

ALL-PURPOSE INDIVIDUAL RECORDS

| INDIVIDUAL SINGLE GAME ALL-PURPOSE YARDS | | | | | | | |
|--|------------------------------------|-------|------|-----|-----|-----|------|
| Rk | PLAYER VS OPPONENT | YARDS | RUSH | REC | PR | KR | YEAR |
| 1 | Antonio Gibson vs SMU | 386 | 97 | 130 | 0 | 159 | 2019 |
| 2 | Ryan Roskelly vs Tulsa | 368 | 0 | 174 | 194 | 0 | 1994 |
| 3 | Tony Pollard vs Wake Forest | 318 | 109 | 0 | 0 | 209 | 2018 |
| 4 | Kenneth Gainwell vs Tulane | 307 | 104 | 203 | 0 | 0 | 2019 |
| 5 | DeAngelo Williams vs Tulane | 305 | 195 | 41 | 0 | 69 | 2003 |
| 6 | DeAngelo Williams vs Houston | 281 | 262 | 19 | 0 | 0 | 2004 |
| 7 | Darrell Henderson vs SMU | 278 | 147 | 15 | 0 | 116 | 2017 |
| 8 | Larry Porter vs Arkansas State | 275 | 206 | -1 | 0 | 70 | 1990 |
| T9 | Darrell Henderson at Navy | 273 | 212 | 18 | 0 | 43 | 2018 |
| T9 | DeAngelo Williams vs USF | 273 | 263 | 10 | 0 | 0 | 2004 |
| 11 | Xavier Crawford vs Missouri | 262 | 46 | 53 | 0 | 163 | 1991 |
| 12 | Paul Gowen vs Tulsa | 260 | 260 | 0 | 0 | 0 | 1969 |
| 13 | Curtis Steele vs Tulsa | 257 | 232 | 25 | 0 | 0 | 2009 |
| T14 | Kenneth Gainwell at ULM | 251 | 209 | 42 | 0 | 0 | 2019 |
| T14 | DeAngelo Williams vs Chattanooga | 251 | 136 | 87 | 0 | 28 | 2004 |
| T16 | Anthony Miller vs Tulsa | 250 | 0 | 250 | 0 | 0 | 2016 |
| T16 | Curtis Steele vs UTEP | 250 | 240 | 10 | 0 | 0 | 2009 |
| 18 | Darrell Henderson vs South Alabama | 249 | 188 | 34 | 0 | 27 | 2018 |
| 19 | Darrell Henderson vs Georgia State | 243 | 233 | 10 | 0 | 0 | 2018 |
| 20 | DeAngelo Williams vs ECU | 240 | 226 | 14 | 0 | 0 | 2005 |
| T21 | DeAngelo Williams vs UTEP | 239 | 236 | 3 | 0 | 0 | 2005 |
| T21 | DeAngelo Williams vs Ole Miss | 239 | 135 | 31 | 0 | 73 | 2003 |
| T23 | Curtis Steele vs Southern Miss | 237 | 178 | 59 | 0 | 0 | 2008 |
| T23 | Eddie Hill vs Cincinnati | 237 | 188 | 0 | 0 | 49 | 1978 |
| T23 | John Martin vs ECU | 237 | 166 | 16 | 0 | 55 | 1992 |
| T26 | Tony Pollard vs Houston | 236 | 83 | 116 | 0 | 37 | 2018 |
| T26 | DeAngelo Williams vs Akron | 236 | 238 | -2 | 0 | 0 | 2005 |
| 28 | Antonio Gibson vs Cincinnati | 234 | 130 | 32 | 0 | 72 | 2019 |
| T29 | DeAngelo Williams vs ECU | 226 | 225 | 1 | 0 | 0 | 2004 |
| T29 | Anthony Miller vs UCF | 226 | 0 | 195 | 0 | 31 | 2017 |
| 31 | Eddie Hill vs Wichita State | 225 | 107 | 0 | 11 | 107 | 1978 |
| T32 | Anthony Miller at UConn | 224 | 0 | 224 | 0 | 0 | 2017 |
| T32 | DeAngelo Williams vs Tulsa | 224 | 223 | 1 | 0 | 0 | 2005 |
| 34 | Russell Copeland vs Florida State | 221 | 0 | 113 | 0 | 108 | 1989 |
| 35 | Larry Porter vs Arkansas State | 220 | 167 | 9 | 0 | 44 | 1991 |
| 36 | Darrell Henderson at UCF | 219 | 210 | 9 | 0 | 0 | 2018 |

1956 BURLEY BOWL - MEMPHIS STATE COLLEGE 32, EAST TENNESSEE STATE 12

| | |
|------------------------------|-----------|
| MEMPHIS STATE COLLEGE | 32 |
| EAST TENNESSEE STATE | 12 |
| MEMORIAL STADIUM (8,000) | |
| NOVEMBER 22, 1956 | |

JOHNSON CITY, Tenn. — In November of 1956, Memphis State College received its second bowl bid in school history, but this time University officials accepted the invitation and the team traveled to East Tennessee to participate in its first postseason event.

In 1938, the Tigers received an invitation to the Prune Bowl in California and asked bowl officials for a financial guarantee to help cover the cost of transporting the squad to the Golden State. When the guarantee did not come through, Memphis opted to stay home.

In 1956, the Memphis squad finished the season with a 4-4-1 record under head coach Ralph Hatley. Andy Nelson and Cotton Clifford served as team captains and helped Memphis to victories in two of the final three games.

During that three-week stretch, the Tigers had back-to-back shutouts, defeating Western Kentucky 42-0 and Arkansas State 34-0.

November 22 was a cold and blustery day in Johnson City, Tenn. Not suited for football or any other outdoor event, the day was highlighted by a light snowfall and spitting rain and sleet.

East Tennessee State College tallied the game's first points on a 14-yard pass from quarterback Howard Tippett to halfback Bob Lindsey in the first period. The point after failed, as did most that day, and the Buccaneers led 6-0.

The Tigers answered the East Tennessee State College score before the first quarter ended. Bob

Schmidt blasted into the end zone from two yards out and, following the missed PAT by Memphis, the score was tied at 6-all.

Neither team could do much to defeat the weather the remainder of the first half, although the Tigers penetrated several times into Buccaneers territory in the second quarter. Memphis even moved down to the East Tennessee State College 1-yard line before a fumble halted the drive. The first half ended with the score knotted at 6-all.

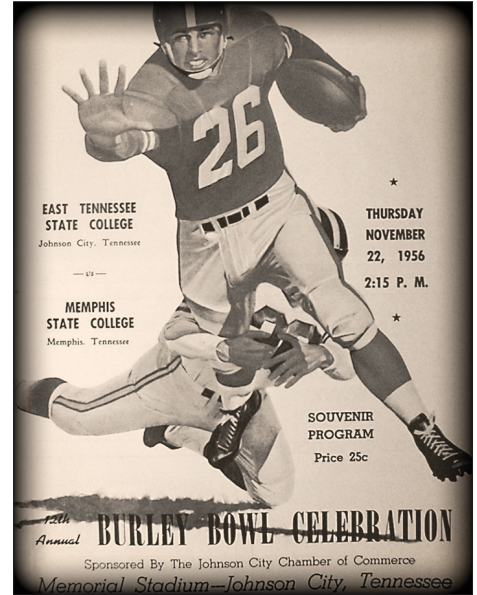
In the second half, the Tigers got their offense going. After being held to only six points in the first half by a battling Buccaneers bunch, Memphis shook off the effects of the biting cold weather conditions and took charge of the Burley Bowl — which was witnessed by 700 fans on a frigid Thanksgiving afternoon — in the third quarter. The Tigers punched across three touchdowns in that third period to take control of the contest on the way to the program's first bowl victory.

The first time Memphis received the ball in the third quarter, fullback Bobby Brooks sprinted right up the middle, veered to the left and went 45 yards for a touchdown. And, before that decisive period ended, the Tigers also scored on a one-yard plunge by Eddie Gebara and a 64-yard screen pass from Bubba Leonard to Gebara.

Andy Nelson took a pitchout four yards for the final Memphis touchdown in the opening minutes of the fourth period. Leonard converted the PAT after the third and fourth touchdowns.

East Tennessee State College's last touchdown came midway in the fourth period when quarterback Joe Dixon ran in from one yard out.

The Tigers ended the season with a 5-4-1 record, while East Tennessee State College dropped to a 4-5 mark.



GAME STATISTICS

SCORING SUMMARY

| | | | | | | |
|----------------|---|---|----|---|---|----|
| Memphis State | 6 | 0 | 20 | 6 | — | 32 |
| East Tennessee | 6 | 0 | 0 | 6 | — | 12 |

Attendance: 700; Weather: Snow/Sleet

- ETSC (1st) Lindsey 14 pass from Tippett (PAT failed)
- MSC (1st) Schmidt 2 run (PAT failed)
- MSC (3rd) Brooks 45 run (PAT failed)
- MSC (3rd) Gebara 1 run (Leonard kick)
- MSC (3rd) Gebara 64 run (Leonard kick)
- MSC (4th) Nelson 4 run (PAT failed)
- ETSC (4th) Dixon 1 run (PAT failed)

TEAM STATISTICS

| | MSC | ETSC |
|-----------------------|--------|--------|
| First Downs | 14 | 12 |
| Yards Rushing | 282 | 158 |
| Yards Passing | 128 | 101 |
| Total Yards | 410 | 259 |
| Total Offensive Plays | NA | NA |
| Passes (C-A) | 3-6 | 7-12 |
| Punts | 4-38.9 | 6-30.5 |
| Fumbles | 2-2 | 5-5 |
| No. of Interceptions | 2 | 0 |
| Penalties | 6-30 | 4-20 |
| 3rd Down Conversions | NA | NA |
| Sacks By | NA | NA |


INDIVIDUAL LEADERS

- Rushing:** MSC-Brooks 1-45
ETSC-N/A
- Passing:** MSC-Leonard 3-6-128
ETSC-Tippett 7-12-21
- Receiving:** MSC-Gebara 1-64
ETSC-N/A
- Interceptions:** MSC-2
ETSC-0



Halfback Andy Nelson served as team co-captain and helped the 1956 Tigers to their first postseason victory in the Burley Bowl.

1971 PASADENA BOWL - MEMPHIS STATE 28, SAN JOSE STATE 9



| | |
|-----------------------|-----------|
| MEMPHIS STATE | 28 |
| SAN JOSE STATE | 9 |
| ROSE BOWL (104,091) | |
| DECEMBER 18, 1971 | |

PASADENA, Calif. — A hard-nosed defense that caused numerous San Jose State mistakes and an explosive offense that capitalized on those miscues led the Tigers to a 28-9 Pasadena Bowl rout over the Spartans, before a sparse crowd of 15,244 in the Rose Bowl.

Memphis State, making its first major bowl appearance, trailed 3-0 early in the opening period until a blocked punt by Tom Carlsen, who was named the bowl's Defensive Player of the Game, gave the Tigers a lead they never relinquished.

The Tigers received the opening kickoff, and after failing to move the ball, were forced to punt from their own 26-yard line. The Spartans drove the ball 19 yards and attempted a 42-yard field goal that fell short and was returned by the Tigers.

Following another failed drive, San Jose State moved the ball to the Memphis 16-yard line before kicker Larry Barnes connected on a 33-yard field goal. It was San Jose State's only lead of the contest.

With 50 seconds remaining in the first quarter, Spartans punter John McMillan stood at his own 15-yard line. Carlsen, a Tigers defensive back, blocked McMillan's punt and fell on the loose ball in the end zone for the score. Hal McGeorge added the point after, and Memphis had a 7-3 lead.

The Tigers defense gained an air of confidence and stopped San Jose State on the ensuing series. Following a short Spartans punt, the Tigers took over at midfield.

With quarterback Al Harvey leading the offensive attack, the Tigers moved into scoring position. A 13-yard pass from Harvey to Dornell Harris, who was named the bowl's Offensive Player of the Game, and runs by Harvey, Skeeter Gowen and Paul Wilson set up the Tigers at the 9-yard line. Harvey gobbled up the final nine yards on a run around right end. The 65-yard drive early in the second period gave Memphis a 14-3 lead at intermission.

The Tigers kicked off to begin the second half. San Jose State did not move the ball on its opening drive of the second half, but but got a quick second chance when Gowen fumbled on Memphis' first of-

fensive play. Bill Brown recovered on the Tigers 24 and Memphis' 14-3 lead looked precarious. The Spartans moved to the Memphis 2-yard line, where on fourth down, the Tigers defense buckled down and stopped Spartans running back Joe Hicks at the line of scrimmage. The defensive stand ended San Jose State's only real threat of the second half.

The third period featured strong defensive play from both teams, and when the quarter ended, the score remained 14-3 in favor of the Tigers.

The final stanza opened with San Jose State with the ball, but an interception and 27-yard return by the Tigers' David Johnson, his second of the game, put the ball at the Spartans 18-yard line. Memphis' Gowen wasted no time and raced 18 yards to the end zone on the first play from scrimmage for a score. The scoreboard then read 21-3 in the Tigers' favor.

Lightning struck immediately for Memphis. On the Spartans' first play following the Tigers score, back Larry Lloyd fumbled and Memphis' Carl Taylor recovered.

Five plays later, Tigers fullback Clifton Taylor punched the ball in from the 1-yard line, and Tigers fans rejoiced a 28-3 lead and with 10 minutes remaining.

Frustration mounted for San Jose State as the Memphis defense continued its strong play. Forced to pass the ball with time running out, Tigers cornerback Walter Daggett recorded Memphis' fourth interception of the game to halt another Spartans' drive.

San Jose State's only touchdown of the game was set up when a Memphis special teams snap sailed over punter John Kidwell's head and was recovered at the Memphis 20-yard line. A Brad Metheany 1-yard quarterback keeper with 36 seconds left in the contest was the Spartans' only touchdown. The extra point attempt was wide to the left.

The victory over San Jose State marked the second bowl win for the Tigers in school history. The game also marked the end of an era in Tigers football history. Head coach Billy J. Murphy stepped down from his coaching position following the bowl win and dedicated his time to being the University's athletics director. The former Marine compiled a record of 91-44-1 over his 14 seasons as head coach at Memphis.

GAME STATISTICS

| SCORING SUMMARY | | | | | |
|--|---|---|---|----|------|
| Memphis State | 7 | 7 | 0 | 14 | — 28 |
| San Jose State | 3 | 0 | 0 | 6 | — 9 |
| Attendance: 15,244 | | | | | |
| Weather: temp 72 degrees, sunny and clear, wind - none | | | | | |

| | |
|------|---|
| SJSU | (11:01, 1st) Barnes 33 FG |
| MSU | (0:50, 1st) Carlsen blocked punt recovery in end zone (McGeorge kick) |
| MSU | (12:28, 2nd) Harris 9 run (McGeorge kick) |
| MSU | (12:14, 4th) Gowen 18 run (McGeorge kick) |
| MSU | (10:04, 4th) Taylor 1 run (McGeorge kick) |
| SJSU | (0:36, 4th) Metheany 1 run (kick failed) |


| TEAM STATISTICS | | |
|--------------------|--------|--------|
| | MSU | SJSU |
| First Downs | 15 | 11 |
| Rushes-Yds. | 53-208 | 47-187 |
| Passing Yds. | 41 | 81 |
| KO Returns-Yds. | 2-41 | 5-82 |
| Passes (C-A-I) | 3-13-2 | 6-19-4 |
| Punts-Avg. | 7-39.0 | 6-35.7 |
| Fumbles-Lost | 5-1 | 3-1 |
| Penalties-Yds. | 3-35 | 9-85 |
| Time of Possession | N/A | N/A |
| Sacks by | N/A | N/A |

| INDIVIDUAL LEADERS | |
|-----------------------|---|
| Rushing: | MSU-Harris 10-87-1, Gowen 10-63-1, Jamieson 10-32-0, Quintel 2-22-0, Harvey 10-31-0, Wilson 3-15-0; SJSU-Brice 12-54-0, Hicks 12-52-0, Lloyd 5-25-0 |
| Passing: | MSU-Harvey 3-9-0-41-0, Robinson 0-4-2-0-0; SJSU-McMichael 5-16-3-67-0, Metheany 1-3-1-14-0 |
| Receiving: | MSU-Davis 1-24-0, Harris 1-13-0, Taylor 1-6-0; SJSU-Brice 3-48-0, Alley 2-19-0, Ellis 1-14-0 |
| Interceptions: | MSU-Johnson (2), Carlsen, Daggett; SJSU-Scott, Duncan |



Tailback Dornell Harris was named the Offensive MVP in leading the UofM to a win over San Jose State in the 1971 Pasadena Bowl.

2003 NEW ORLEANS BOWL - MEMPHIS 27, NORTH TEXAS 17



| | |
|------------------------------|-----------|
| MEMPHIS | 27 |
| NORTH TEXAS | 17 |
| LOUISIANA SUPERDOME (69,767) | |
| DECEMBER 16, 2003 | |

NEW ORLEANS, La. — The nation’s longest bowl drought of 32 years ended in a big way for the University of Memphis. The Tigers, which had not participated in a bowl game since 1971, received a bid to the 2003 New Orleans Bowl and faced Sun Belt Conference champion North Texas.

The city of Memphis was electrified. Excitement abounded and the Tigers faithful bought tickets and prepared for the trip to the “Big Easy.”

Playing in the first bowl game of the 2003 post-season and before a national television audience on ESPN, the Tigers’ biggest challenge was to stop one of college football’s top running backs in North Texas’ Patrick Cobbs. And, Memphis was without its top offensive weapon, tailback DeAngelo Williams, as the result of a late-season injury.

Gameday arrived Dec. 16, and Memphis won the coin toss and deferred to the second half, giving the Mean Green the ball to open the game.

On the opening drive, North Texas gave the ball to Cobbs six times, but was forced to call on kicker Nick Bazaldua when the drive stalled at the Tigers 30-yard line. Bazaldua booted a 47-yard field goal for a 3-0 lead.

But, this night belonged to the bowl-hungry Tigers, and the North Texas lead was short-lived.

After Memphis receiver Chris Kelley returned the kickoff to the Tigers 34-yard line, junior quarterback and New Orleans native Danny Wimprine took over.

When rushes by Darron White and Derron Parquet failed to gain yardage, Wimprine went up top and connected with wideout Darren Garcia for 63 yards to the North Texas 6-yard line. Three plays later, Wimprine kept the ball and raced seven yards into the end zone for the go-ahead score.

The Tigers defense, having had a taste of the North Texas offense, returned to the field determined to shut down the Mean Green. Three plays later, punter Brad Kadlubar kicked the ball back to the Tigers.

But, possible disaster struck on the Tigers’ next possession as Parquet was knocked out of the game

with a shoulder injury. Memphis was forced to put the ball in the hands of walk-on back LaKendus Cole.

Midway through the second quarter, North Texas punted, and the Tigers offense got the ball at the Memphis 24. Powered by the running of Cole and the passing of Wimprine, the Tigers drove the ball to the Mean Green 10-yard line, where Wimprine found Kelley in the end zone for the team’s second score. Stephen Gostkowski added the PAT for a 14-3 Tigers’ lead.

Lightning struck again for the Tigers. On the ensuing kickoff, Memphis’ Shaka Hill stripped the ball from returner Kevin Moore, and Cato Mott recovered at the North Texas 8-yard line. After three plays, Gostkowski was connected on a 21-yard field goal for a 17-3 advantage Memphis took to the half.

The game’s third stanza was a defensive battle, and both teams were unable to move the ball until the two-minute mark.

The Mean Green, starting near midfield, marched 58 yards in six plays with Cobbs going the final 35 yards for their first touchdown. Suddenly, the Memphis lead was cut to 17-10 as the third quarter ended.

Memphis regained its composure and took control of the game in the fourth quarter. And, it started early in the final period.

At the 12:28 mark of the fourth quarter, Memphis took over at its own 38-yard line. Wimprine hit White for 20 yards, and Robert Douglas gained three on his first carry of the game. After a North Texas facemask penalty, Cole had gains of two yards and 14 yards to the Mean Green 5-yard line. On 2nd-and-goal, Cole burst up the middle for the touchdown and a 24-10 lead. It was Cole’s first collegiate touchdown and put the game out of reach.

North Texas scored again on Cobb’s run of two yards with 2:26 on the clock, but it was too little, too late.

The Tigers scored on their next possession to ice the victory. With Cole gaining yards on the ground and Wimprine connecting with receivers Mario Pratcher and John Doucette, Memphis moved within field goal range, and Gostkowski’s 42-yard field goal gave Memphis a 27-17 lead and started the celebration in both New Orleans and the Bluff City.

As the final seconds ticked off the clock, the players gave head coach Tommy West a cooler bath and then carried him onto the field on their shoulders.

New Orleans Bowl director Ron Maestri presented the Tigers the championship trophy at midfield, and Wimprine was named the game’s MVP.

Cole was presented the game ball by West after rushing for 62 yards and one score in a reserve role.

Memphis completed the 2003 season with a record of 9-4, marking the best finish by a Tigers team since the 1963 season.

GAME STATISTICS

| SCORING SUMMARY | | | | | |
|--|---|----|---|----|------|
| Memphis | 7 | 10 | 0 | 10 | — 27 |
| North Texas | 3 | 0 | 7 | 7 | — 17 |
| Attendance: 25,184 | | | | | |
| Weather: temp 72 degrees indoor, wind - none | | | | | |

| | |
|-----|---|
| UNT | (9:44, 1st) Bazaldua 47 FG |
| UM | (6:57, 1st) Wimprine 7 run (Gostkowski kick) |
| UM | (4:58, 2nd) Kelley 10 pass from Wimprine (Gostkowski kick) |
| UM | (3:39, 2nd) Gostkowski 21 FG |
| UNT | (00:13, 3rd) Cobbs 35 run (Bazaldua kick) |
| UM | (9:08, 4th) Cole 5 run (Gostkowski kick) |
| UNT | (7:13, 4th) Cobbs 2 run (Bazaldua kick) |
| UM | (2:26, 4th) Gostkowski 42 FG |


| TEAM STATISTICS | | |
|--------------------|---------|--------|
| | UM | UNT |
| First Downs | 15 | 11 |
| Rushes-Yds. | 45-88 | 33-122 |
| Passing Yds. | 254 | 152 |
| KO Returns-Yds. | 4-69 | 4-61 |
| Passes (C-A-I) | 17-24-0 | 9-21-0 |
| Punts-Avg. | 6-38.7 | 8-37.3 |
| Fumbles-Lost | 0-0 | 1-1 |
| Penalties-Yds. | 9-57 | 6-61 |
| Time of Possession | 34:08 | 25:52 |
| Sacks by | 3-13 | 1-1 |

| INDIVIDUAL LEADERS | |
|-----------------------|---|
| Rushing: | UM-Cole 27-62-1, Parquet 3-9-0, White 4-8-0, Wimprine 6-17-1, Avery 2-3-0, Douglas 1-3-0; UNT-Cobbs 23-110-2, Branch 2-10-0, Hall 8-2-0 |
| Passing: | UM-Wimprine 17-23-0-254-1; UNT-Hall 9-21-0-152-0 |
| Receiving: | UM-D.White 3-34-0, Scott 1-8-0, Garcia 2-109-0, Pratcher 2-62-0, Avery 3-14-0, Doucette 2-14-0, Kelley 1-10-1, Cole 3-3-0; UNT-Quinn 4-56-0, Branch 3-50-0, Blount 2-46-0 |
| Interceptions: | UM-0; UNT-0 |



Tailback LaKendus Cole received the game ball for his efforts in the 2003 New Orleans Bowl.

2004 GMAC BOWL - BOWLING GREEN 52, MEMPHIS 35



| | |
|-------------------------------|-----------|
| BOWLING GREEN | 52 |
| MEMPHIS | 35 |
| LADD PEEBLES STADIUM (40,646) | |
| DECEMBER 22, 2004 | |

MOBILE, Ala. — In an aerial battle before a rain-drenched 29,500 at Ladd-Peebles Stadium, Memphis' Danny Wimprine and Bowling Green's Omar Jacobs put on a show for the ESPN national television audience. In the end, Jacobs won the shootout in leading the Falcons to a high-scoring 52-35 GMAC Bowl victory over the Tigers.

Jacobs, the GMAC Bowl MVP, connected on 26-of-44 passes for 365 yards and five touchdowns. Not to be outdone, Wimprine was just as impressive. The Memphis senior quarterback was 26-of-39 passing for 324 yards and four touchdowns. Each signal-caller had one interception.

Wimprine and Jacobs received help from each team's running game. For the Tigers, DeAngelo Williams, the Conference USA Offensive Player of the Year, carried the ball 18 times for 120 yards, including an impressive 31-yard touchdown run in the second quarter. Williams missed the final quarter after breaking his right fibula in the third period. P.J. Pope aided the Falcons' cause with 151 rushing yards on 28 carries and two scores.

The offensive fireworks started almost from the opening kickoff. After Bowling Green held the Tigers on their first possession, the Falcons took over on their own 41. Nine plays later, Pope found the end zone from a yard out for a 7-0 Bowling Green lead.

However, the Falcons were not done. On the ensuing kickoff, Bowling Green pulled some trickery out of the playbook early with an onside kick. The Falcons recovered the kick, and the Bowling Green offense was back in business. Jacobs directed a four-play, 52-yard drive in only 45 seconds to give the Falcons a 14-0 lead just over five minutes into the contest. The score came when Jacobs connected with Charles Sharon from 18 yards out.

Memphis got its second possession of the game and took little time cutting the Bowling Green lead in half. The Tigers went 80 yards in seven plays, and the drive culminated in a Wimprine-to-John Doucette 42-yard touchdown toss with 6:51 left in the first quarter.

With the game taking on a back-and-forth nature, the Falcons answered immediately. Jacobs led Bowling Green on a six-play, 68-yard drive over the next 2:05 to put the Falcons ahead 21-7. Jacobs hooked up with Sharon for a 36-yard scoring toss.

In the second quarter, the Tigers scored 17 seconds into the period on a Wimprine 60-yard pass to Chris Kelley. The score began a five-touchdown quarter that ended with the Falcons holding a 35-28 half-time lead.

Memphis pulled even at 28-all on a Williams' 31-yard touchdown scamper with 3:37 left. Bowling Green, though, had one final answer before halftime. Jacobs threw his fourth touchdown pass of the first half when he found Steve Sanders in the end zone with only :37 on the clock. The score gave the Falcons a 35-28 lead and the momentum heading into the second half.

After the break, Bowling Green took control of the game. The Falcons scored the lone touchdown in the third quarter -- Jacob's fifth touchdown pass -- and added 10 points in the final quarter before Memphis' last score with under five minutes to play for the 52-35 final.

Tim Goodwell finished the game with 10 total tackles (five solo), two TFL and a quarterback sack to lead the Tigers defense. Jovon Burkes led the Bowling Green defense with 11 hits (six solo) and two TFL.

Wimprine went over 10,000 yards passing and finished his career with nearly every Memphis passing record. The Tigers quarterback topped the record book for career passing yards (10,215), completions (808), attempts (1,469) and touchdowns (81).

Before his third quarter injury, Williams went over 4,000 career rushing yards. The 100-yard GMAC Bowl performance was the 24th 100-yard rushing game of his career.

GAME STATISTICS

| SCORING SUMMARY | | | | | |
|--|--------------|--------------------------------|-------------------|----|------|
| Bowling Green | 21 | 14 | 7 | 10 | — 52 |
| Memphis | 7 | 21 | 0 | 7 | — 35 |
| Attendance: 29,500 | | | | | |
| Weather: temp 61 degrees, wind - SSE9, clouds and rain | | | | | |
| BGSU | (10:24, 1st) | Pope 1 run | (Suisham kick) | | |
| BGSU | (9:37, 1st) | Sharon 18 pass from Jacobs | (Suisham kick) | | |
| UM | (6:51, 1st) | Doucette 18 pass from Wimprine | (Gostkowski kick) | | |
| BGSU | (4:39, 1st) | Sharon 36 pass from Jacobs | (Suisham kick) | | |
| UM | (14:43, 2nd) | Kelley 60 pass from Wimprine | (Gostkowski kick) | | |
| BGSU | (9:54, 2nd) | Sanders 31 pass from Jacobs | (Suisham kick) | | |
| UM | (6:41, 2nd) | Avery 38 pass from Wimprine | (Gostowski kick) | | |
| UM | (3:37, 2nd) | Williams 31 run | (Gostkowski kick) | | |
| BGSU | (0:37, 2nd) | Sanders 17 pass from Jacobs | (Suisham kick) | | |
| BGSU | (3:18, 3rd) | Pope 13 pass from Jacobs | (Suisham kick) | | |
| BGSU | (14:09, 4th) | Suisham 37 FG | | | |
| BGSU | (8:01, 4th) | Pope 1 run | (Suisham kick) | | |
| UM | (3:48, 4th) | Doucette 14 pass from Wimprine | (Gostkowski kick) | | |

| TEAM STATISTICS | | |
|--------------------|---------|---------|
| | BGSU | UM |
| First Downs | 29 | 21 |
| Rushes-Yds. | 43-193 | 27-90 |
| Passing Yds. | 365 | 324 |
| KO Returns-Yds. | 1-26 | 3-57 |
| Passes (C-A-I) | 26-44-1 | 26-39-1 |
| Punts-Avg. | 4-31.8 | 6-32.8 |
| Fumbles-Lost | 1-1 | 2-1 |
| Penalties-Yds. | 2-14 | 4-28 |
| Time of Possession | 33:23 | 26:37 |
| Sacks By | 0-0 | 2-17 |

| INDIVIDUAL LEADERS | |
|-----------------------|--|
| Rushing: | UM-Williams 18-120-1, Doss 5-7-0; BGSU-Pope 28-151-2, Lane 5-36-0, Jacobs 7-9-0, Magner 1-3-0 |
| Passing: | UM-Wimprine 26-39-4-324-1; BGSU-Jacobs 26-44-5-365-1 |
| Receiving: | UM-Gideon 6-38-0, Kelley 4-108-1, Avery 3-51-1, Doucette 2-56-2, White 2-32-0, Davis 2-16-0; BGSU-Magner 9-68-0, Sanders 7-123-2, Sharon 5-117-2, Hawkins 2-25-0 |
| Interceptions: | UM-1; BGSU-1 |



Danny Wimprine hands the ball to DeAngelo Williams in the 2004 GMAC Bowl. Rain fell through most of the game.

2005 MOTOR CITY BOWL - MEMPHIS 38, AKRON 31

| | |
|---------------------|-----------|
| MEMPHIS | 38 |
| AKRON | 31 |
| FORD FIELD (50,616) | |
| DECEMBER 26, 2005 | |

DETROIT, Mich. — It was the holiday season, and the Memphis Tigers football team gave its fans a Merry Christmas — even though it came a day later. Behind a DeAngelo Williams 238-yard rushing performance and three Stephen Gostkowski field goals, the Tigers posted their second postseason victory in three seasons with a 38-31 win over Akron in the 2005 Motor City Bowl. The game was played at Ford Field, the site of the NFL's 2006 Super Bowl in early February.

Williams, who was named the Motor City Bowl MVP, compiled his bowl record-setting 238 yards on 31 carries and scored three touchdowns. Gostkowski hit field goals of 32, 25 and 50 yards, and the 50-yard effort set a Motor City Bowl mark.

The way the game started gave no indication it would end up being a 38-31 shootout. The Memphis offense sputtered at the start, and the Tigers relied on their defense and punter Michael Gibson's foot. The Tigers defense allowed the Zips only three points, despite having two first-quarter drives deep in Memphis territory. Akron scored the field goal on its second drive, but on the first trip across the 50-yard line, the Zips' series was halted at the Memphis 25 when Tim Goodwell and Rod Smith stopped Brett Biggs on 4th-and-1. Gibson played just as important a role in the first quarter with two long punts — 51 and 49 yards — that pinned Akron inside its own 10-yard line both times.

After watching the defense keep the Tigers in the game in the first quarter, the Memphis offense got on track in the second frame. Williams, who gained only 19 yards in the first quarter, picked it up on the Tigers' first scoring drive with 34 yards on the ground. Tigers quarterback Maurice Avery also found his groove in the second quarter, hitting Ernest Williams on a 42-yard strike to the Akron 23. Four plays later, Gostkowski connected on a 32-yard field goal to tie the contest at 3-all.

The Tigers kept it going. The defense held the Zips to 3-and-out on their next series, and the Memphis offense continued to roll. On the first play of the ensuing drive, Avery found his target in Ryan Scott for a 50-yard gain to the Akron 2-yard line. Williams then pushed the ball across the goal line for the first Memphis lead of the game. After Gostkowski's PAT, the Tigers led 10-3.

With just over four minutes left before halftime, Akron got the ball with an opportunity to cut into the Tigers lead, but it didn't happen. The Tigers offense took over with 2:30 on the clock and took advantage of another scoring chance. After two rushes netted a minus-3 yards, Avery took back to the air and again hit Scott for a long gain — this time, 48 yards — to the Akron 27. From there, the Tigers moved the ball to the Zips 7, where Gostkowski hit his second field goal for a 13-3 halftime lead.

The early portion of the second half looked no different for the Akron offense. Stymied by the Tigers in the first half, the Zips were unable to get past their own 40-yard line on the first two possessions. Aided by two Akron defensive pass interference calls, the Tigers moved down to the Akron 2, where Williams scored his second touchdown for a 20-3 Memphis lead.

With only three minutes left in the third quarter and down 20-3, the Zips scored via the air on the ensuing drive. Zips quarterback Luke Getsy was 6-of-7 passing for 80 yards on the series that resulted in a 46-yard scoring strike to Jabari Arthur to cut the Tigers' lead to 20-10.

The game moved into the fourth quarter, and the shootout began. Gostkowski got it started with a 50-yard field goal for a 23-10 Tigers lead. Akron responded with a quick three-play, 80-yard drive to cut the Memphis lead to 23-17. The big play was a Getsy-to-Biggs 72-yard scoring strike.

The Tigers then answered with their own big play in the form of Williams. With the Zips closing in and also gaining momentum, Memphis' All-America running back took a handoff and raced 67 yards to the Akron 2. On the next play, Williams scored his third touchdown. Avery added the two-point conversion for a 31-17 Memphis advantage. The Tigers added another score on an Ernest Williams 5-yard run to increase the lead to 38-17 with only 6:38 left.

However, the Zips did not quit. Akron scored two touchdowns in under six minutes to pull to within seven at 38-31 with only 50 seconds left. The Zips' first drive took nearly five minutes, and ended when Getsy hit Domenik Hixon from 14 yards out. The Akron special teams then executed a perfect onside kick, and recovered the ball at midfield with 1:45 left. One minute later, Getsy connected with Arthur for a 19-yard touchdown pass to cut the Tigers lead to 38-31.

The Zips tried their magic one more time, but this time, the Tigers special teams recovered the onside kick, and Memphis ran out the clock for the win.

Goodwell, who received the UAW Lineman Award, led the Tigers defense with 12 tackles, five TFL and two sacks.



GAME STATISTICS

| SCORING SUMMARY | | | | | |
|--------------------|---|----|---|----|------|
| Memphis | 0 | 13 | 7 | 18 | — 38 |
| Akron | 3 | 0 | 7 | 21 | — 31 |
| Attendance: 50,616 | | | | | |

| | | |
|----|--------------|--|
| UA | (00:40, 1st) | Swiger 43 FG |
| UM | (7:02, 2nd) | Gostkowski 32 FG |
| UM | (4:08, 2nd) | Williams 1 run (Gostkowski kick) |
| UM | (00:18, 2nd) | Gostkowski 25 FG |
| UM | (3:02, 3rd) | Williams 2 run (Gostkowski kick) |
| UA | (00:46, 3rd) | Arthur 46 pass from Getsy (Swiger kick) |
| UM | (12:04, 4th) | Gostkowski 50 FG |
| UA | (11:03, 4th) | Biggs 72 pass from Getsy (Swiger kick) |
| UM | (10:41, 4th) | Williams 2 run (Avery rush) |
| UM | (3:09, 4th) | E. Williams 5 run (Gostkowski kick) |
| UA | (1:46, 4th) | Hixson 14 pass from Getsy (Swiger kick) |
| UA | (0:55, 4th) | Arthur 19 pass from Getsy (Swiger kick) |

TEAM STATISTICS

| | UM | UA |
|--------------------|--------|---------|
| First Downs | 21 | 24 |
| Rushes-Yds. | 58-346 | 23-47 |
| Passing Yds. | 170 | 455 |
| KO Returns-Yds. | 3-97 | 2-39 |
| Passes (C-A-I) | 7-14-0 | 34-59-0 |
| Punts-Avg. | 5-45.6 | 8-40.5 |
| Fumbles-Lost | 1-1 | 0-0 |
| Penalties-Yds. | 7-62 | 10-61 |
| Time of Possession | 29:48 | 30:12 |
| Sacks By | 3-22 | 0-0 |

INDIVIDUAL LEADERS

| | |
|-----------------------|--|
| Rushing: | UM-Williams 31-238-3, Doss 9-56-0, E. Williams 3-18-1; UA-Briggs 14-46-0, Kennedy 3-13-0, McDaniel 1-5-0 |
| Passing: | UM-Avery 7-13-0-170-0, Scott 0-1-0-0-0; UA-Getsy 34-59-4-455-0 |
| Receiving: | UM-Scott 3-103-0, E. Williams 1-42-0; UA-Arthur 8-180-2, Briggs 4-79-1, Kasperek 6-70-0, Hixson 7-63-1 |
| Interceptions: | UM-0; UA-0 |



Team captains Maurice Avery (1), John Doucette (82) and Marcus West (43) proudly display the Motor City Bowl championship trophy.

2007 NEW ORLEANS BOWL - FLORIDA ATLANTIC 44, MEMPHIS 27



| | |
|------------------------------|----|
| FLORIDA ATLANTIC | 44 |
| MEMPHIS | 27 |
| LOUISIANA SUPERDOME (68,500) | |
| DECEMBER 21, 2007 | |

NEW ORLEANS, La. — Four out of five. Let’s say it again! For the fourth time in the last five seasons, the Memphis Tigers football team earned a postseason bowl berth.



Quarterback Martin Hankins threw for 281 yards and three touchdowns before leaving the game with an injury.

Despite their 44-27 setback to Florida Atlantic in the 2007 R-L Carriers New Orleans Bowl, the Tigers and their fans had a lot to be proud of when looking at the entire 2007 campaign. The season began with a tough start, but Memphis caught its stride in late October and rode that wave to a fourth bowl game under head coach Tommy West.

Let’s take a quick review:

- A bowl looked like a distant dream after a 2-4 start to the season.
 - The schedule took on a major shift when the Sept. 8 game at Arkansas State was postponed due to inclement weather. The contest was moved to Sept. 27, making the Tigers play three games in 11 days.
 - After losing the first two games in the rugged three-games-in-11-days stretch, the Tigers suffered an even greater loss on the night of Sept. 30 when defensive lineman Taylor Bradford was shot and later died. After two days of emotional outpouring, the Memphis players took the field arm-in-arm for its Conference USA home opener versus Marshall. The Tigers won the game 24-21.
 - With a home loss to Middle Tennessee in mid-October, bowl hopes were all but lost with three of the next four C-USA games on the road.
 - As was the trend in the West era, the Tigers did not fold. Memphis won all three league road games (at Rice, Tulane and Southern Miss) in that stretch and repositioned itself in the bowl picture.
 - The Tigers sealed the bowl invitation with back-to-back home wins over UAB and SMU to close the regular season.
- So, you ask, what did the Tigers accomplish?
- A winning record for the fourth time in the last five years (2003-07). The last time Memphis did that was from 1973-77 when the Tigers had five-straight winning seasons.
 - Six conference wins, the most league victories in school history.
 - A second-place C-USA East Division finish, the second in three years.
 - A fourth bowl in the last five years, the first time for a stretch like that in school history.

Granted, the bowl setback to Florida Atlantic put a small bitter taste in the mouths of the Tigers, but Memphis’ “never-give-up” attitude kept them in the game until the end despite several injuries that sidelined key Tigers. Kicker Matt Reagan left the game with a concussion, and receiver Maurice Jones was sidelined with a dislocated hip. In addition, T.J. Pitts broke his ankle and quarterback Martin Hankins was knocked out of the game with a knee injury in the third quarter.

Before a crowd of 25,146 at the Louisiana Superdome, seniors Joseph Doss and Hankins went out in style with solid performances. Hankins was 25-of-39 passing for 281 yards and three scores, and Doss rushed for 91 yards on 20 carries and caught a team-high five passes for 42 yards.

With his 281 yards passing, Hankins set the Memphis single-season mark with 3,220 yards. He also set season records for completions (261) and touchdowns (25). For his career, Hankins totaled 5,770 yards, 43 touchdowns and 487 completions — all second to Danny Wimprine.

In the game, Hankins’ favorite targets were Carlos Singleton (4 receptions/63 yards/1 TD) and Duke Calhoun (4 catches/40 yards). With their receptions, both Singleton and Calhoun extended streaks. Singleton extended his streak to 21 games with a reception, while Calhoun has caught a pass in all 24 of his collegiate games.

After a first quarter warm-up with Florida Atlantic leading 17-7, the teams combined for 26 points in the second period. Two Joey Mack field goals kept the Tigers close, but the Owls answered with touchdowns for a 30-13 lead. However, Memphis closed the gap to

30-20 just before the half when Hankins hit Earnest Williams from 19 yards out.

Following halftime, Memphis cut further into the Florida Atlantic lead. A Hankins-to-Singleton six-yard scoring connection sliced the Owls’ lead to 30-27 with 9:30 left in the third quarter. However, Florida Atlantic scored the final two touchdowns for the 44-27 final.

Punter Brent Sutherland set a New Orleans Bowl record with a 70-yard punt in the fourth quarter. He finished the game with six punts for a 45.2 average.

Clinton McDonald led the Memphis defense with eight total tackles, while Jeremy Rockette and LaKeitharun Ford each had seven hits. McDonald also had one quarterback sack and two TFL. LeRico Mathis recorded his third interception of the season, tying him for team-high honors with Brandon Patterson.

GAME STATISTICS

| SCORING SUMMARY | | | | | | |
|-----------------------|--------------|---|---------|---|---|----|
| Memphis | 7 | 13 | 7 | 0 | — | 27 |
| FAU | 17 | 13 | 7 | 7 | — | 44 |
| Attendance: 25,146 | | | | | | |
| FAU | (12:03, 1st) | Pierre 4 pass from Smith (Leroy kick) | | | | |
| UM | (9:20, 1st) | Russell 8 pass from Hankins (Reagan kick) | | | | |
| FAU | (7:23, 1st) | Leroy 22 FG | | | | |
| FAU | (5:00, 1st) | Edgecomb 29 pass from Smith (Leroy kick) | | | | |
| UM | (12:12, 2nd) | Mack 38 FG | | | | |
| FAU | (10:25, 2nd) | Bonner 16 pass from Smith (Leroy kick) | | | | |
| UM | (5:55, 2nd) | Mack 35 FG | | | | |
| FAU | (3:34, 2nd) | Rose 4 pass from Smith (Leroy kick failed) | | | | |
| UM | (00:52, 2nd) | Williams 19 pass from Hankins (Mack kick) | | | | |
| UM | (9:30, 3rd) | Singleton 6 pass from Hankins (Mack kick) | | | | |
| FAU | (1:39, 3rd) | Harmon 16 pass from Smith (Leroy kick) | | | | |
| UA | (9:12, 4th) | Edgecomb 4 run (Leroy kick) | | | | |
| TEAM STATISTICS | | | | | | |
| | | UM | FAU | | | |
| First Downs | | 24 | 25 | | | |
| Rushes-Yds. | | 32-117 | 33-115 | | | |
| Passing Yds. | | 281 | 350 | | | |
| Passes (C-A-I) | | 26-46-0 | 26-33-1 | | | |
| Fumbles-Lost | | 0-0 | 0-0 | | | |
| Penalties-Yds. | | 5-45 | 5-29 | | | |
| Punts-Avg. | | 7-38.7 | 3-35.7 | | | |
| Punt Returns-Yds. | | 0-0 | 2-34 | | | |
| KO Returns-Yds. | | 8-153 | 6-182 | | | |
| Time of Possession | | 31:11 | 28:49 | | | |
| Sacks By | | 1-8 | 1-2 | | | |
| INDIVIDUAL LEADERS | | | | | | |
| Rushing: | | MEM-Doss 20-100-0, Hankins 2-12-0, Malouf 2-11-0. FAU-Pierre 11-49-0, Clayton 4-32-0, Edgecomb 5-23-1, Rose 5-22-0. | | | | |
| Passing: | | MEM-Hankins 25-39-281-3-0, Hudgens 1-5-0-0-0. FAU-Smith 25-32-336-5-1. | | | | |
| Receiving: | | MEM-Doss 5-42-0, Singleton 4-63-1, Russell 4-45-1, Calhoun 4-40-0, Williams 3-37-1. FAU-Harmon 7-97-1, Rose 6-52-1, Jean 4-73-0, Gent 3-52-0, Bonner 2-27-1, Pierre 2-6-1, Edgecomb 1-29-1. | | | | |
| Interceptions: | | MEM-Mathis 1-34. FAU-None. | | | | |

2008 ST. PETERSBURG BOWL - USF 41, MEMPHIS 14

| | |
|--------------------------|-----------|
| MEMPHIS | 14 |
| USF | 41 |
| TROPICANA FIELD (33,000) | |
| DECEMBER 20, 2008 | |

ST. PETERSBURG, Fla. — This was the bowl game head coach Tommy West wanted for his program. Sure, he and his Tigers enjoyed their bowl trips four of the previous five years. But, this invitation to the inaugural magicJack St. Petersburg Bowl was — in West’s eyes — an opportunity to see where Memphis stood on the national scene, no matter the game’s outcome.

The bowl game had Memphis playing its first BCS league foe in school postseason history, as the Tigers faced the USF Bulls. While the previous bowl trips were important in their own right, West believed this bowl would set the course for the direction of the program’s future.

The Bulls won the game 41-14 before a predominantly pro-USF crowd of 25,205 at Tropicana Field, home of the MLB American League champion Tampa Bay Rays. The appearance at Tropicana Field made history for the Tigers, as it was the first time Memphis played in a Major League Baseball stadium.

As for the game, it pitted one of the nation’s best rushing offenses (Memphis) against one of the country’s top rushing defenses (USF), and on this day, the defense won the battle. The Tigers entered the contest averaging over 200 yards via their ground game, but the Bulls had the nation’s ninth-best rushing defense and it showed. USF held Memphis to only 66 yards on 30 carries, and Tigers running back Curtis Steele, a 1,000-yard rusher, gained most of those with 48 yards on 12 rushes.

While the Bulls defense shut down the Memphis offense, the Tigers defense had no answer for USF quarterback Matt Grothe, who was named the bowl game’s MVP. Grothe was 17-of-24 passing for 236 yards and three touchdowns and rushed for 83 yards on 15 carries. He also had one reception for 14 yards. Grothe did all of his damage in the first three quarters, as he sat out the final period.

The Bulls got started early and never looked back. On the game’s opening kickoff, USF’s Dontavia Bogan took Matt Reagan’s kickoff at the 1-yard line and returned it 56 yards to the Memphis 43. Three plays later, the Bulls were on the board when Grothe hit Taurus Johnson with a 28-yard scoring strike for

a 7-0 lead. The USF scoring drive only took 1:02 off the clock.

Later in the first period, USF struck again on a short six-play drive. Grothe was 3-of-3 passing for 57 yards in putting the Bulls at the Memphis 4-yard line. From there, Ben Williams gained the final four yards and increased the USF lead to 14-0.

However, West’s Tigers did not go away. On the ensuing drive, Memphis marched 73 yards on six plays and cut the USF advantage in half at 14-7. The drive only took 2:19, and it ended when Tigers quarterback Arkelon Hall hit pay dirt from three yards out.

The Bulls, though, took the momentum back on their next possession. After striking quickly on its first two scoring drives, USF put together a lengthy 14-play, 63-yard possession that ended in a Maikon Bonani 23-yard field goal for a 17-7 advantage. The drive took 5:51 off the clock.

After holding the Tigers on their next possession, USF had another five-minute scoring drive — this time, 5:24 — that culminated in a Grothe-to-Ben Busbee 13-yard touchdown connection to give the Bulls a 24-7 lead with only 4:15 left before halftime.

Again, the Tigers mounted a response. With a little over four minutes before intermission, Memphis started on its own 20, and Hall led the way. The Tigers quarterback was 7-of-10 passing for 60 yards, including a two-yard touchdown pass to Duke Calhoun with 0:08 left in the second quarter. The score cut the USF lead to 24-14 at the break and pulled momentum back to the Tigers’ side.

That momentum, however, swung back to the Bulls in the third quarter. The USF defense held Memphis to only 60 yards on its first two second-half drives, while the Bulls offense capitalized with 10 points to increase their lead to 34-14 by the end of the third quarter. Bonani added a 37-yard field goal midway through the third quarter, and Grothe threw his third touchdown pass near the end of the period to put the contest out of reach.

The Bulls added a final touchdown early in the fourth quarter for the 41-14 final.

Hall was 15-of-31 passing for 154 yards and one score. Calhoun was the Tigers’ leading receiver with a game-high six catches for 39 yards and one touchdown. Brandon Patterson led the Tigers defense with nine tackles.

Grothe’s primary targets were Carlton Mitchell (60 yards) and Johnson (40 yards, 1 TD), who each had four receptions. Tyron McKenzie led the USF defense with a game-best 11 tackles.



GAME STATISTICS

SCORING SUMMARY

| | | | | | | |
|--------------------|----|----|----|---|---|----|
| Memphis | 7 | 7 | 0 | 0 | — | 14 |
| USF | 14 | 10 | 10 | 7 | — | 41 |
| Attendance: 25,205 | | | | | | |

| | |
|-----|--|
| USF | (13:58, 1st) Johnson 26 pass from Grothe (Bonani kick) |
| USF | (4:28, 1st) Williams 3 run (Bonani kick) |
| UM | (2:09, 1st) A. Hall 3 run (Reagan kick) |
| USF | (11:18, 2nd) Bonani 23 FG |
| USF | (4:15, 2nd) Busbee 13 pass from Grothe (Bonani kick) |
| UM | (0:08, 2nd) Calhoun 2 pass from A. Hall (Reagan kick) |
| USF | (8:36, 3rd) Bonani 37 FG |
| USF | (1:50, 3rd) Bogan 24 pass from Grothe (Bonani kick) |
| USF | (12:40, 4th) Plancher 2 run (Bonani kick) |

TEAM STATISTICS

| | UM | USF |
|--------------------|---------|---------|
| First Downs | 15 | 29 |
| Rushes-Yds. | 30-66 | 49-232 |
| Passing Yds. | 172 | 264 |
| Passes (C-A-I) | 18-35-0 | 20-30-0 |
| Fumbles-Lost | 0-0 | 1-1 |
| Penalties-Yds. | 3-25 | 7-270 |
| Punts-Avg. | 8-42.1 | 2-36.0 |
| Punt Returns-Yds. | 0-0 | 5-29 |
| KO Returns-Yds. | 8-137 | 2-71 |
| Time of Possession | 25:16 | 34:44 |
| Sacks By | 3-23 | 1-6 |

INDIVIDUAL LEADERS

| | |
|-----------------------|---|
| Rushing: | MEM-Steele 12-48-0, Ross 7-11-0, Hall 3-6-1, Williams 1-2-0. USF-Grothe 15-83-0, Ford 8-34-0, Plancher 7-31-1, Williams 6-18-1. |
| Passing: | MEM-Hall 15-31-154-1-0. USF-Grothe 17-24-236-3-0. |
| Receiving: | MEM-Calhoun 6-39-1, Black 4-23-0. USF-Mitchell 4-60-0, Johnson 4-40-1, Bogan 3-51-1, Busbee 2-34-1. |
| Interceptions: | MEM-None. USF-None. |



With eight seconds remaining in the first half, Memphis scored on 3rd-and-goal off a two-yard pass from Arkelon Hall to Duke Calhoun.

2014 MIAMI BEACH BOWL - MEMPHIS 55, BYU 48



| | |
|-----------------------|----|
| BYU | 48 |
| MEMPHIS | 55 |
| MARLINS PARK (20,761) | |
| DECEMBER 22, 2014 | |

MIAMI, Fla. — Dramatic. It's certainly one word which epitomized Memphis' 55-48, double-overtime win over BYU in the inaugural Miami Beach Bowl.

Memphis had to overcome five turnovers, including a BYU 19-yard interception return for a touchdown with 7:48 to play in regulation which gave the Cougars a 45-38 lead.

In the final minutes of the fourth quarter the Tigers converted two fourth-down plays. The second conversion resulted in a five-yard touchdown pass from Paxton Lynch to Keiwone Malone with 45 seconds to play to tie the game at 45-all.

In the first overtime period, Jake Elliott kicked a 54-yard field goal to tie the game at 48-all and send the contest to a second overtime. Elliott's 54-yarder was the longest in an overtime period in FBS bowl history and also the fourth-longest in bowl history.

And after Memphis scored in the second overtime period, DaShaughn Terry intercepted a pass on BYU's second play from scrimmage to end the game.

Quarterback Paxton Lynch equaled an NCAA bowl record for touchdowns responsible for with seven and was named the Miami Beach Bowl's Most Valuable Player.

Lynch completed 24-of-46 passes for 306 yards and four touchdowns, including the game-winning, 11-yard strike to Roderick Proctor in the end zone to cap Memphis' second overtime series. Lynch also ran for 38 yards and three scores.

In his final game as a Tiger, Malone caught six passes for 75 yards and two touchdowns. He also had a career-long, 41-yard run in the game.

The two teams combined to run an NCAA bowl record-tying 188 offensive plays, including 97 by the Tigers (tied for seventh-most in a bowl game), and accounted for a combined 905 yards of total offense.

Memphis twice led by 10 points in the game, the last coming with 3:45 to play in the third quarter, when Alan Cross hauled in a 17-yard touchdown pass from Lynch.

The Cougars took advantage of three fourth-quarter Memphis turnovers to go from 10 points down to leading 45-38 when Zac Stout returned his interception 19 yards for a score with 7:48 to play.

Late in the game and the Tigers trailing by seven, punter Nick Jacobs pinned BYU at its own 4-yard line. A 3-and-out series by the Cougars followed by a short punt and a nine-yard return by Joe Craig gave the Tigers the ball at the BYU 33 with 2:34 left in the fourth quarter.

Lynch and Malone first hooked up on a 4th-and-seven pass play for a 15-yard pickup to the Cougars 11. Four plays later and facing another fourth down, Lynch scrambled and Malone made a diving catch in the end zone to tie the game at 45-all in the final minute.

Trevor Samson kicked a 45-yard field goal to give BYU a 48-45 lead in the first overtime period. After

Memphis' first offensive series in overtime lost 12 yards on three plays, Elliott booted a 54-yard field goal to extend the game to another overtime.

In the second overtime period, Malone caught a 15-yard pass on second down, and following a Brandon Hayes' four-yard run, Lynch found Proctor open in the end zone for the rookie's first career touchdown reception.

GAME STATISTICS

| SCORING SUMMARY | |
|--------------------|--|
| BYU | 14 14 0 17 3 3 0 — 48 |
| MEMPHIS | 17 7 14 7 10 3 7 — 55 |
| Attendance: 20,761 | |
| UM | (13:54, 1st) Malone 33 pass from Lynch (Elliott kick) |
| BYU | (12:17, 1st) Juergens 47 pass from Stewart (Samson kick) |
| UM | (9:49, 1st) Lynch 1 run (Elliott kick) |
| BYU | (7:16, 1st) Mathews 25 pass from Stewart (Samson kick) |
| UM | (2:22, 1st) Elliott 39 FG |
| UM | (12:44, 2nd) Lynch 3 run (Elliott kick) |
| BYU | (4:55, 2nd) Leslie 23 FG |
| BYU | (3:11, 2nd) Lasike 3 run (Samson kick) |
| UM | (9:50, 3rd) Lynch 1 run (Elliott kick) |
| UM | (3:45, 3rd) Cross 17 pass from Lynch (Elliott kick) |
| BYU | (11:35, 4th) Samson 23 FG |
| BYU | (10:52, 4th) Lasike 7 run (Samson kick) |
| BYU | (7:48, 4th) Stout 19 INT return (Samson kick) |
| UM | (0:45, 4th) Malone 5 pass from Lynch (Elliott kick) |
| BYU | (1st OT) Samson 45 FG |
| UM | (1st OT) Elliott 54 FG |
| UM | (2nd OT) Proctor 11 pass from Lynch (Elliott kick) |

| TEAM STATISTICS | | |
|--------------------|---------|---------|
| | BYU | UM |
| First Downs | 22 | 24 |
| Rushes-Yds. | 42-77 | 51-174 |
| Passing Yds. | 348 | 306 |
| Passes (C-A-I) | 23-49-3 | 24-46-3 |
| Fumbles-Lost | 4-1 | 4-2 |
| Penalties-Yds. | 7-70 | 6-43 |
| Punts-Avg. | 9-46.9 | 6-38.8 |
| Punt Returns-Yds. | 0-0 | 6-42 |
| KO Returns-Yds. | 6-109 | 8-166 |
| Time of Possession | 229:13 | 30:47 |
| Sacks By | 1-7 | 2-22 |


| INDIVIDUAL LEADERS | |
|-----------------------|--|
| Rushing: | BYU-Brown 19-79-0, Lasike 7-11-2, Juergens 1-3-0. MEM-Hayes 22-49-0, Malone 2-41-0, Lynch 13-38-3, Craft 7-28-0 |
| Passing: | BYU-Stewart 23-48-3-348-3. MEM-Lynch 24-46-3-306-4 |
| Receiving: | BYU-Mathews 9-82-1, Juergens 4-87-1, Mahina 2-54-0, Houk 2-42-0, Leslie 1-23-1. MEM-Malone 6-75-2, Hayes 4-35-0, Frazier 4-31-0, Cross 3-69-1, Mayhue 2-23-0, Montiel 2-17-0, Proctor 2-14-1 |
| Interceptions: | BYU-Fua 1-37-0, Pikula 1-2-0, Stout 1-19-1. MEM-McCain 1-(-2)-0, Howard 1-2-0, Terry 1-0-0 |



Senior receiver Keiwone Malone caught six passes for 75 yards and two touchdowns including a five-yard TD grab on a fourth-down play late in the fourth quarter to tie the game and send it to overtime.

2015 BIRMINGHAM BOWL - AUBURN 31, MEMPHIS 10

CELEBRATING 10 YEARS \$5



BIRMINGHAM BOWL

DECEMBER 30, 2015
HISTORIC LEGION FIELD • BIRMINGHAM, ALABAMA

AU vs **M**
AUBURN TIGERS vs MEMPHIS TIGERS

THE OFFICIAL PROGRAM OF THE BIRMINGHAM BOWL

| | |
|-----------------------|----|
| MEMPHIS | 10 |
| AUBURN | 31 |
| LEGION FIELD (71,594) | |
| DECEMBER 30, 2015 | |

BIRMINGHAM, Ala. – In front of a Birmingham Bowl-record crowd of 59,430, the Memphis Tigers overcame a 10-point first-half deficit, but Auburn scored all of the game’s 21 second-half points en route to a 31-10 win at Legion Field.

The historic record-breaking season for Memphis ended with a 9-4 overall record and the program’s second-straight bowl game appearance. During the season the team set single-season records with 522 points, 64 touchdowns, 6,331 offensive yards and 322 first downs.

The record-breaking season added two more notches to its belt when Memphis recorded its 95th third-down conversion of the season, breaking the previous record set in 2007 and ended with 101 for

the season. The second record came in the middle of the third quarter when the Tigers eclipsed the team single-season passing yardage mark, previously set in 2007, and now stands at 3,995.

Paxton Lynch, who has single-season school records for touchdown passes, passing yards and 300-yard passing games, was 17-of-38 behind center for 104 yards. The rushing attack was paced by Doroland Dorceus, who ran 10 times for 39 yards. Jarvis Cooper had five rushes for 35 yards. Mose Frazier and Phil Mayhue each teamed in four receptions, with Frazier recording a haul-high 47 yards.

Memphis forced three turnovers, two on Reggie Ball interceptions, and the third on an interception from Dontrell Nelson.

Auburn used trickery on its first drive of the game, converting a fake punt for a 37-yard pass to the Memphis 3-yard line. However, the defense tightened and did not allow another positive yard, holding the Tigers to a 20-yard field goal for a 3-0 lead.

On its second drive of the game, Auburn got a nine-yard rush from Kerryon Johnson to push Auburn’s advantage to 10-0 with just under two minutes remaining in the first quarter.

With 10:03 to play in the second quarter, Memphis kicker and Lou Groza Award finalist Jake Elliott booted a 53-yard field goal — tied for the third-longest in program history — and cut the Memphis deficit to seven at 10-3. Elliott’s 53-yard field goal set a Birmingham Bowl record for the longest field goal.

It was Elliott’s sixth career field goal of 52 yards or more, as he owns four of the five longest field goals in program history (the other is held by current New England Patriots kicker Stephen Gostkowski). Elliott’s kick also tied a school record for most field goals in a season (23), as he tied Joe Allison’s total from the 1992 season.

On Memphis’ next drive, Elliott was set to take sole possession of the field goal record, but his 34-yard attempt was blocked, keeping the Auburn advantage at 10-3 with 5:55 to play in the opening half.

After stopping Auburn on a third down near midfield, the visitors on the scoreboard attempted a fourth-down pass that was picked off by Ball for his second interception in the game. Ball returned this

one 56 yards for his first collegiate touchdown and knotted the score at 10-all at halftime.

Memphis came out of the halftime break and drove 56 yards on 13 plays, moving the ball down to the Auburn 9-yard line before Lynch’s pass attempt was tipped and intercepted in the end zone.

Two possessions later, Auburn used eight plays to drive 44 yards and scored the go-ahead touchdown when quarterback Jeremy Johnson found Jason Smith out of the backfield. Smith evaded Memphis tacklers on his way to the end zone, giving Auburn a 17-10 lead near the end of the third quarter.

Auburn extended its advantage to 24-10 on the Tigers’ first play of the fourth quarter when Johnson found pay dirt from five yards out with 14:57 remaining in the contest. Following a 56-yard punt return after Memphis’ next possession, Auburn’s Javon Robinson scored his first touchdown of the game from four yards out, pushing Auburn’s lead to 21 at 31-10 with 12:57 to play.

GAME STATISTICS

| SCORING SUMMARY | | | | | |
|-----------------------|--|----------|---------|------------------------------------|------|
| Auburn | 10 | 0 | 7 | 14 | — 31 |
| Memphis | 0 | 10 | 0 | 0 | — 10 |
| Attendance: 59,430 | | | | | |
| AU | (8:35, 1st) | Carlson | 20 | FG | |
| AU | (1:58, 1st) | Johnson | 8 | run (Carlson kick) | |
| UM | (10:01, 2nd) | Elliott | 53 | FG | |
| UM | (3:06, 2nd) | Ball | 53 | interception return (Elliott kick) | |
| AU | (3:12, 3rd) | Smith | 11 | pass from Johnson (Carlson kick) | |
| AU | (14:57, 4th) | Johnson | 5 | run (Carlson kick) | |
| AU | (12:57, 4th) | Robinson | 4 | run (Carlson kick) | |
| TEAM STATISTICS | | | | | |
| | | AU | UM | | |
| First Downs | | 23 | 13 | | |
| Rushes-Yds. | | 56-252 | 31-99 | | |
| Passing Yds. | | 150 | 106 | | |
| Passes (C-A-I) | | 10-16-3 | 16-37-1 | | |
| Fumbles-Lost | | 0-0 | 1-0 | | |
| Penalties-Yds. | | 3-45 | 6-40 | | |
| Punts-Avg. | | 3-39.7 | 6-47.2 | | |
| Punt Returns-Yds. | | 6-94 | 0-0 | | |
| KO Returns-Yds. | | 1-27 | 1-23 | | |
| Time of Possession | | 24:17 | 25:43 | | |
| Sacks By | | 2-14 | 0-0 | | |
| INDIVIDUAL LEADERS | | | | | |
| Rushing: | AU-Robinson 27-126-1, Barber 12-41-0, Thomas 5-29-0, J. Johnson 3-26-1, K. Johnson 6-24-1, Smith 1-6-0, White 1-0-0, Louis 1-0-0. UM-Dorceus 11-48-0, Cooper 4-26-0, Craft 5-12-0, Henderson 2-10-0, Frazier 3-6-0, Lynch 5-(-1)-0, Cross 1-(-2)-0 | | | | |
| Passing: | AU-White 8-13-102-0-2, Phillips 1-1-37-0-0, Johnson 1-1-11-1-0, Smith 0-1-0-0-1. UM-Lynch 16-37-106-0-1 | | | | |
| Receiving: | AU-Ray 2-50-0, Stevens 2-25-0, Davis 2-7-0, Johnson 1-37-0, Louis 1-17-0, Smith 1-11-1, Barber 1-3-0. UM - Frazier 4-47-0, Mayhue 4-26-0, Jones 3-16-0, Miller 3-10-0, Henderson 1-7-0, Cross 1-0-0 | | | | |
| Interceptions: | AU-Matthews 1-6-0. UM-Ball, 2-65-1, Nelson 1-0-0 | | | | |



Shareef White had 17 tackles, including 14 solo stops, in the 2015 Birmingham Bowl.

2016 BOCA RATON BOWL - WESTERN KENTUCKY 51, MEMPHIS 31



| | |
|----------------------|----|
| MEMPHIS | 31 |
| WESTERN KENTUCKY | 51 |
| FAU STADIUM (30,000) | |
| DECEMBER 20, 2016 | |

BOCA RATON, Fla. – Tigers redshirt junior Anthony Miller posted his eighth 100-yard receiving game of the 2016 campaign, but it wasn't enough as the University of Memphis football squad dropped a 51-31 decision to Western Kentucky in the Boca Raton Bowl Tuesday.

The Boca Raton Bowl, which was played at FAU Stadium on Florida Atlantic University's campus, was Memphis' third-straight postseason trip. It is the

second time in program history the Tigers played in three-consecutive bowl games, with the first stretch being from 2003-05.

Miller finished Tuesday's contest with 151 yards on 11 catches and three touchdowns. Miller's receptions (11), receiving yards (151) and touchdowns (3) all were Memphis bowl records. His 18 points scored tied another Memphis bowl mark. The three scores also were a career single-game best for Miller. The 100-yard receiving game was the 10th of his career, tying Miller with Duke Calhoun for the most 100-yard performances in program history.

The Memphis, Tenn., native wrapped up his season totals with 95 receptions for 1,434 yards and 14 touchdowns. He now holds the top spot on all three single-season receiving charts. For his career, Miller has 142 catches for 2,128 yards and 19 touchdowns. He is on the Memphis career lists for catches (4th), yards (3rd) and touchdowns (2nd).

Quarterback Riley Ferguson, who left the game for a series late in the third quarter, returned and ended the game 25-of-43 passing for 372 yards and four touchdowns. Ferguson's 372 yards are a Tigers bowl record and his four touchdowns tied a school bowl mark.

Ferguson now holds the program record for most touchdown tosses in a season with 32. His 372-yard passing performance Tuesday was his seventh 300-yard game of 2016. He wrapped up the season with 3,698 passing yards, the second-most for a season in program history.

The Tigers jumped out to an early 7-0 lead on their second drive of the game. Ferguson tossed a pass to Tony Pollard in the right flat, and Pollard took it in from 45 yards out for the score.

After a Western Kentucky touchdown tied the game at 7-all, Memphis regained the advantage at 10-7 on a Jake Elliott 33-yard field goal. The score capped a nine-play, 59-yard drive.

That, however, was Memphis' final lead of the contest. The Hilltoppers outscored the Tigers 34-7 over the next two-plus quarters to take a 41-17 advantage and put the contest out of reach.

The Tigers managed to cut the Western Kentucky lead to 13 points at 44-31 after two Ferguson-to-Miller touchdown connections. The first was a 10-yard score near the end of the third quarter, and the second was a beautiful 45-yard strike to the back of the end zone in the fourth period.

The Hilltoppers responded with a final touchdown with just over two minutes left to secure the bowl victory.

GAME STATISTICS

| SCORING SUMMARY | | | | | | |
|--------------------|--------------|----------|----|--------------------|----------------|----|
| Memphis | 10 | 7 | 7 | 7 | — | 31 |
| Western Kentucky | 14 | 14 | 16 | 7 | — | 51 |
| Attendance: 24,726 | | | | | | |
| UM | (10:43, 1st) | Pollard | 45 | pass from Ferguson | (Elliott kick) | |
| WKU | (7:42, 1st) | Donatell | 4 | pass from White | (Simcox kick) | |
| UM | (5:38, 1st) | Elliott | 33 | FG | | |
| WKU | (1:47, 1st) | Lamp | 9 | run (Simcox kick) | | |
| WKU | (11:59, 2nd) | NORRIS | 37 | pass from White | (Simcox kick) | |
| UM | (9:00, 2nd) | Miller | 7 | pass from Ferguson | (Elliott kick) | |
| WKU | (2:16, 2nd) | Wales | 2 | run (Simcox kick) | | |
| WKU | (13:24, 3rd) | Taylor | 41 | pass from White | (Simcox kick) | |
| WKU | (7:31, 3rd) | Wales | 3 | run (Kick failed) | | |
| UM | (5:34, 3rd) | Miller | 10 | pass from Ferguson | (Elliott kick) | |
| WKU | (3:34, 3rd) | Simcox | 21 | FG | | |
| UM | (8:47, 4th) | Miller | 45 | pass from Ferguson | (Elliott kick) | |
| WKU | (2:18, 4th) | Wales | 1 | run (Simcox kick) | | |

| TEAM STATISTICS | | |
|--------------------|---------|---------|
| | UM | WKU |
| First Downs | 27 | 28 |
| Rushes-Yds. | 32-73 | 48-262 |
| Passing Yds. | 418 | 336 |
| Passes (C-A-I) | 27-49-1 | 20-30-1 |
| Fumbles-Lost | 0-0 | 0-0 |
| Penalties-Yds. | 5-53 | 8-84 |
| Punts-Avg. | 2-39.5 | 3-41.0 |
| Punt Returns-Yds. | 1-2 | 0-0 |
| KO Returns-Yds. | 4-90 | 2-47 |
| Time of Possession | 23:22 | 36:38 |
| Sacks By | 6-24 | 5-31 |

| INDIVIDUAL LEADERS | |
|-----------------------|--|
| Rushing: | UM-Taylor 3-34-0, Dorceus 5-27-0, Henderson 9-13-0. WKU-Wales 35-253-3, Baker 2-9-0, Lamp 1-9-1 |
| Passing: | UM-Ferguson 25-43-372-4-1, Stewart 1-5-28-0-0, Mayhue 1-1-18-0-0. WKU-White 20-30-336-3-1 |
| Receiving: | UM-Miller 11-151-3, Pollard 4-81-1, Hurd 3-70-0, Mayhue 3-48-0, Montiel 2-34-0, Williams 2-23-0. WKU-Taylor 9-144-1, Wales 4-84-0, Norris 3-65-1, Jackson 2-26-0 |
| Interceptions: | UM-Nelson 1-0-0 WKU-Brown 1-8-0 |



Freshman Tony Pollard caught four passes for 81 yards, including a 45-yard touchdown reception for the game's opening score. Pollard also returned three kicks for 75 yards.

2017 LIBERTY BOWL - IOWA STATE 21, MEMPHIS 20

| | |
|--|----|
| IOWA STATE | 21 |
| MEMPHIS | 20 |
| LIBERTY BOWL MEMORIAL STADIUM (58,318) | |
| DECEMBER 30, 2017 | |

MEMPHIS, Tenn. – It wasn't the way Tiger Nation wanted it to end. However, the 2017 Liberty Bowl wrapped up an incredible season in University of Memphis football history.

The Tigers dropped a narrow 21-20 decision to Iowa State before a Liberty Bowl Memorial Stadium crowd of 57,266, the 10th-largest in the postseason classic's history and the third-largest since the stadium went through ADA renovations in 2009.

Riley Ferguson and Genard Avery, the Memphis Most Outstanding Offensive and Defensive Players, respectively, did their parts in helping the Tigers' cause Saturday.

Ferguson was 21-of-33 passing for 286 yards and two scores. Avery had five total tackles (four solo), two sacks (19 yards) and 2.5 TFL (28 yards). The two sacks were tied for the second-most in Liberty Bowl history, and Avery's sack yardage (19) and TFL yardage (28) were the fifth-most and second-most in the classic's history, respectively.

How It Happened

- Iowa State struck first just under two minutes into the game when Kyle Kempt hit Hakeem Butler on a 52-yard scoring strike for a 7-0 Cyclones lead.
- Seven minutes later, Memphis knotted the score at 7-all when Ferguson found Anthony Miller from 10 yards out.

- The Tigers' first score came off a short field after an Iowa State miscue on special teams gave Memphis the ball at the Cyclones 40-yard line.
- Memphis nearly came up with another big play late in the second quarter, but an interception in the end zone was overturned. Eight plays later, the Cyclones scored on a Joel Lanning two-yard TD run for a 14-7 lead.
- The Tigers answered at the halftime buzzer with a Riley Patterson 34-yard FG to cut the Iowa State lead to 14-10.
- After halftime, Memphis grabbed its first lead of the contest when Ferguson connected with Phil Mayhue on a 36-yard scoring strike for a 17-10 lead 1:38 into the third quarter.
- With five minutes remaining in the third quarter, Memphis' Curtis Akins intercepted Kyle Kempt in the end zone and returned it out to the 20-yard line. However, the pick was negated by a roughing the passer penalty.
- Two plays later, Kempt's tipped pass attempt fell into Allen Lazard's hands in the back of the end zone for a 21-17 Iowa State lead.
- On the next possession, Memphis cut the Cyclones' lead to 21-20 on a second Patterson field goal, this time from 30 yards out.
- The fourth quarter had no scoring, but a frenetic finish. With time winding out in the final period, Daniel Montgomery appeared to cross the goal line to extend the Iowa State lead to 28-20. However, Montgomery fumbled before crossing the plane, giving the Tigers one final opportunity.
- The lost fumble was Iowa State's first of the year.
- Memphis started on its own 20-yard line with 4:06 left and drove to the Iowa State 40.
- However, on a 4th-and-10, the Tigers were unable to pick up the first down to extend the drive.



GAME STATISTICS

| SCORING SUMMARY | | | | | | |
|--------------------|--|---|---------|---|---|----|
| Iowa State | 7 | 7 | 7 | 0 | — | 21 |
| Memphis | 7 | 3 | 10 | 0 | — | 20 |
| Attendance: 57,266 | | | | | | |
| ISU | (13:09, 1st) | Buter 52 pass from Kempt (Owens kick) | | | | |
| UM | (6:00, 1st) | Miller 10 pass from Ferguson (Patterson kick) | | | | |
| ISU | (4:28, 2nd) | Lanning 2 run (Owens kick) | | | | |
| UM | (0:00, 2nd) | Patterson 34 FG | | | | |
| UM | (11:59, 3rd) | Mayhue 36 pass from Ferguson (Patterson kick) | | | | |
| ISU | (4:28, 3rd) | Lazard 5 pass from Kempt (Owens kick) | | | | |
| UM | (2:16, 3rd) | Patterson 30 FG | | | | |
| TEAM STATISTICS | | | | | | |
| | | ISU | UM | | | |
| First Downs | | 22 | 17 | | | |
| Rushes-Yds. | | 42-32 | 26-53 | | | |
| Passing Yds. | | 314 | 286 | | | |
| Passes (C-A-I) | | 24-38-0 | 21-33-0 | | | |
| Fumbles-Lost | | 2-1 | 1-0 | | | |
| Penalties-Yds. | | 3-20 | 5-34 | | | |
| Punts-Avg. | | 4-44.0 | 4-37.0 | | | |
| Punt Returns-Yds. | | 0-0 | 2-11 | | | |
| KO Returns-Yds. | | 3-43 | 3-75 | | | |
| Time of Possession | | 37:49 | 22:11 | | | |
| Sacks By | | 6-24 | 3-29 | | | |
| INDIVIDUAL LEADERS | | | | | | |
| Rushing: | ISU-Montgomery 24-52-0, Lanning 6-20-1, Croney 2-8-0 | | | | | |
| | UM-Taylor 17-68-0, Pollard 1-8-0 | | | | | |
| Passing: | ISU- Kempt 24-38-314-2-0 | | | | | |
| | UM-Ferguson 21-33-286-2-0 | | | | | |
| Receiving: | ISU-Lazard 10-142-1, Butler 5-111-1, Murdock 4-38-0 | | | | | |
| | UM-Mayhue 5-85-1, Miller 4-55-1, Pollard 2-35-0, Taylor 4-34-0 | | | | | |



Senior Anthony Miller reaches the ball across the goal line for a first-quarter TD. Miller finished with four catches for 55 yards and one TD in his final game for Memphis.

2018 BIRMINGHAM BOWL - WAKE FOREST 37, MEMPHIS 34

| | |
|-----------------------|-----------|
| MEMPHIS | 34 |
| WAKE FOREST | 37 |
| LEGION FIELD (71,594) | |
| DECEMBER 22, 2018 | |

BIRMINGHAM, Ala. – University of Memphis' Tony Pollard piled up a Birmingham Bowl record 318 all-purpose yards (109 rushing/209 kick returns), but it wasn't enough as the Tigers dropped a 37-34 decision to Wake Forest Saturday.

Pollard rushed for 109 yards and added 209 kick return yards, including a 97-yard return for a touchdown. With the kick return for the score, Pollard tied the NCAA/FBS record with his seventh career kick return for a touchdown. He shares the NCAA/FBS mark with three others.

Patrick Taylor Jr. joined Pollard in rushing for more than 100 yards, gaining 110 yards on 30 carries. Pollard and Taylor each ran for one score on the ground, and Taylor's touchdown put the Tigers in front 34-30 with 1:15 left.

The Tigers' offense – playing without unanimous All-America running back Darrell Henderson – was unable to get on track most of the game. Memphis, which averaged over 530 yards of total offense entering the Birmingham Bowl, managed only 378 total yards Saturday, with 138 of those yards coming in the final period.

After a high-scoring first half, the defenses took over after halftime. The Demon Deacons managed just two third-quarter field goals for a 30-28 lead.

The fourth quarter remained quiet with Wake Forest clinging to a 30-28 lead until the final six minutes.

After a Demon Deacons' punt pinned Memphis deep, the Tigers took over on their 12-yard line with 5:51 left. Memphis put together an 88-yard drive that ended with a Taylor nine-yard touchdown run to give the Tigers a 34-30 lead. The Memphis two-point con-

version failed, but the Tigers took 4:36 off the clock on the drive.

Wake Forest struck quickly on its next possession and moved to the Tigers' 1-yard line in 40 seconds. Demon Deacons' quarterback Jamie Newman hit pay dirt on the next play for a 37-34 lead with :34 left.

On the ensuing drive, Memphis moved deep into Wake Forest territory, but was unable to get the go-ahead or equalizing score.

The first half was loaded with fireworks on both sides.

The Demon Deacons began the high-scoring first half with a 10-play, 75-yard drive on the game's opening possession. A Newman to Sage Surratt nine-yard pass gave Wake Forest the 7-0 lead.

Memphis had two answers. The Tigers tied the score at 7-all when Pollard burst through the line for a 41-yard scoring scamper with 10:06 left in the first quarter.

After the Tigers defense forced a Wake Forest punt, Memphis took over at its 2-yard line. The Tigers moved down the field on a season-long 16-play drive that culminated in a one-yard touchdown pass from Brady White to Taylor. The drive was 98 yards, the Tigers' longest since a 99-yard drive at Ole Miss in 2016.

The Memphis defense then got in on the scoring when, on the Demon Deacons' next possession, Chris Claybrooks picked off a Newman pass and returned it 37 yards for the score and a 21-7 Memphis lead. It was the Tigers' first pick-six since the season opener when TJ Carter returned an interception for a touchdown.

Wake Forest cut the Memphis lead to 21-10 early in the second quarter, and on the ensuing kickoff, lightning struck for the Tigers special teams. Pollard, who had limited opportunities to return kicks this season due to opponents kicking away from him, took the ball at the Memphis 3-yard line and raced 97 yards for the touchdown and a 28-10 lead.

Wake Forest closed the first half with back-to-back touchdowns runs by Newman to cut the Memphis lead to 28-24 at the break.

SOUTHERN HOSPITALITY. SERIOUS FOOTBALL. \$5

JARED

BIRMINGHAM BOWL

DECEMBER 22, 2018

HISTORIC LEGION FIELD • BIRMINGHAM, ALABAMA

MEMPHIS TIGERS VS WAKE FOREST DEMON DEACONS

THE OFFICIAL PROGRAM OF THE BIRMINGHAM BOWL

GAME STATISTICS

SCORING SUMMARY

| | | | | | |
|--------------------|----|----|---|---|------|
| Memphis | 14 | 14 | 0 | 6 | — 34 |
| Wake Forest | 7 | 17 | 6 | 7 | — 37 |
| Attendance: 25,717 | | | | | |

| | |
|----|--|
| WF | (12:28, 1st) Surratt 9 yd pass from Newman (Sciba kick) |
| UM | (10:06, 1st) Pollard 41 yd run (Patterson kick) |
| UM | (3:28, 1st) Taylor Jr. 1 yd pass from White (Patterson kick) |
| UM | (14:49, 2nd) Claybrooks 37 yd interception (Patterson kick) |
| WF | (11:16, 2nd) Sciba 36 yd FG |
| UM | (11:04, 2nd) Pollard 97 yd kick return (Patterson kick) |
| WF | (7:09, 2nd) Newman 1 yd run (Sciba kick) |
| WF | (5:33, 2nd) Newman 17 yd run (Sciba kick) |
| WF | (7:41, 3rd) Sciba 49 yd FG |
| WF | (3:49, 3rd) Sciba 39 yd FG |
| UM | (1:15, 4th) Taylor Jr. 9 yd run (White interception) |
| WF | (:34, 4th) Newman 1 yd run (Sciba kick) |

TEAM STATISTICS

| | UM | WF |
|--------------------|---------|---------|
| First Downs | 22 | 26 |
| Rushes-Yds. | 53-207 | 50-201 |
| Passing Yds. | 171 | 328 |
| Passes (C-A-I) | 15-29-1 | 22-40-1 |
| Fumbles-Lost | 0-0 | 0-0 |
| Penalties-Yds. | 3-20 | 7-50 |
| Punts-Avg. | 8-45.0 | 6-46.0 |
| Punt Returns-Yds. | 2-6 | 1-5 |
| KO Returns-Yds. | 7-215 | 0-0 |
| Time of Possession | 30:38 | 29:22 |
| Sacks By | 2-13 | 3-18 |

INDIVIDUAL LEADERS

| | |
|-----------------------|--|
| Rushing: | UM-Taylor Jr. 30-110-1, Pollard 17-109-1 WF- Newman 23-91-3 |
| Passing: | WF-Newman 22-40-328-1-1 UM-White 15-27-171-1-1 |
| Receiving: | WF-Bachman 7-171-0, UM-Coxie 6-70-0, WF-Washington 2-53-0, UM-Magnifico 2-49-0 |
| Interceptions: | UM-Claybrooks 1-37 WF- Kemp 1-2 |



Junior Tony Pollard tied the NCAA record with his seventh career kickoff return for a touchdown in the 2018 Birmingham Bowl.

MEMPHIS BOWL RECORDS

INDIVIDUAL RECORDS

SCORING

Most Points Scored:.....18, Anthony Miller vs Western Kentucky, 2016
18, Paxton Lynch vs BYU, 2014
18, DeAngelo Williams vs Akron, 2005
 Most Touchdowns:.....3, Anthony Miller vs Western Kentucky, 2016
3, Paxton Lynch vs BYU, 2014
3, DeAngelo Williams vs Akron, 2005
 Most Touchdowns Responsible For:.....7, Paxton Lynch vs BYU, 2014

RUSHING

Most Rushing Attempts:.....31, DeAngelo Williams vs Akron, 2005
 Most Yards Rushing:.....238, DeAngelo Williams vs Akron, 2005
 Highest Average Per Carry (Min. 12):.....7.7, DeAngelo Williams vs Akron, 2005
 Longest Run From Scrimmage:.....67, DeAngelo Williams vs Akron, 2005
 Most Rushing Touchdowns:.....3, Paxton Lynch vs BYU, 2014
3, DeAngelo Williams vs Akron, 2005

PASSING

Most Passing Attempts:.....46, Paxton Lynch vs BYU, 2014
 Most Pass Completions:.....26, Danny Wimprine vs Bowling Green, 2004
 Most Yards Passing:.....372, Riley Ferguson vs Western Kentucky, 2016
 Highest Average Gain/Completion:.....24.3, Maurice Avery vs Akron, 2005
 Most Touchdown Passes:.....4, Riley Ferguson vs Western Kentucky, 2016
4, Paxton Lynch vs BYU, 2014
4, Danny Wimprine vs Bowling Green, 2004
 Most Interceptions Thrown:.....3, Paxton Lynch vs BYU, 2014

RECEIVING

Most Pass Receptions:.....11, Anthony Miller vs Western Kentucky, 2016
 Most Yards Receiving:.....151, Anthony Miller vs Western Kentucky, 2016
 Highest Average Gain/Reception (Min. 3):.....34.3, Ryan Scott vs Akron, 2005
 Most Touchdown Receptions:.....3, Anthony Miller vs Western Kentucky, 2016
 Longest Pass Reception:.....64, Eddie Gebara vs East Tennessee State, 1956

OFFENSE

Most Offensive Plays:.....59, Paxton Lynch vs BYU, 2014
 Most Total Offense:.....366, Riley Ferguson vs Western Kentucky, 2016
 Highest Avg. Gain/Play (Min. 25):.....7.4, DeAngelo Williams vs Akron, 2005
 Most All-Purpose Yards:.....318, Tony Pollard vs Wake Forest, 2018

PUNTING

Most Punts:.....8, Brent Sutherland vs USF, 2008
 Most Yards Punted:.....360, Adam Williams vs Wake Forest, 2018
 Highest Punting Average: (Min. 2):.....47.8, Michael Gibson vs Akron, 2005
 Longest Punt:.....70, Brent Sutherland vs Florida Atlantic, 2007

KICKING

Most Points Kicking:.....13, Jake Elliott vs BYU, 2014
 Most PATs Attempted:.....7, Jake Elliott vs BYU, 2014
 Most PATs Made:.....7, Jake Elliott vs BYU, 2014
 Most Field Goals Attempted:.....3, Riley Patterson vs Iowa State, 2017
3, Jake Elliott vs BYU, 2014
3, Stephen Gostkowski vs Akron, 2005
3, Stephen Gostkowski vs North Texas, 2003
 Most Field Goals Made:.....3, Stephen Gostkowski vs Akron, 2005
 Longest Field Goal Made:.....54, Jake Elliott vs BYU, 2014

KICK RETURNS

Most Kickoff Returns:.....8, Michael Grandberry vs Florida Atlantic, 2007
 Most Kickoff Return Yards:.....209, Tony Pollard vs Wake Forest, 2018
 Highest Kickoff Return Average (Min. 3):.....34.8, Tony Pollard vs Wake Forest, 2018
 Most Kickoff Returns TDs:.....1, Tony Pollard vs Wake Forest, 2018
 Longest Kickoff Return:.....97, Tony Pollard vs Wake Forest, 2018

PUNT RETURNS

Most Punt Returns:.....5, Brandon McDonald vs Akron, 2005
 Most Punt Return Yards:.....39, Brandon McDonald vs Akron, 2005
 Highest Punt Return Average:.....11.0, Charlie Babb vs San Jose State, 1971
 Most Punt Returns TDs:.....N/A
 Longest Punt Return:.....15, Brandon McDonald vs Akron, 2005

DEFENSE

Most Solo Tackles:.....14, Shareef White vs Auburn, 2015
 Most Assisted Tackles:.....8, Tim Goodwell vs Akron, 2005
 Most Total Tackles:.....17, Shareef White vs Auburn, 2015
 Most Quarterback Sacks:.....3, Arthur Maulet vs Western Kentucky, 2016
 Most Tackles For Lost Yardage:.....3.5, Arthur Maulet vs Western Kentucky, 2016
3.5, Tim Goodwell vs Akron, 2005
 Most Interceptions:.....2, Reggie Ball vs Auburn, 2015
2, David Johnson vs San Jose State, 1971

TEAM RECORDS

SCORING

Most Points Scored:.....55 vs BYU, 2014
 Most Touchdowns Scored:.....7 vs BYU, 2014
 Most 2-Point Conversions Made:.....1 vs Akron, 2005

RUSHING

Most Rushing Attempts:.....58 vs Akron, 2005
 Fewest Rushing Attempts:.....26 vs Iowa State, 2017
 Most Yards Rushing:.....346 vs Akron, 2005
 Fewest Yards Rushing:.....53 vs Iowa State, 2017
 Most Rushing Touchdowns:.....4 vs Akron, 2005; 4 vs East Tennessee State, 1956

PASSING

Most Passing Attempts:.....49 vs Western Kentucky, 2016
 Fewest Passing Attempts:.....6 vs East Tennessee State, 1956
 Most Pass Completions:.....27 vs Western Kentucky, 2016
 Fewest Pass Completions:.....3 vs East Tennessee State, 1956
 Most Passing Yards:.....418 vs Western Kentucky, 2016
 Fewest Passing Yards:.....41 vs San Jose State, 1971
 Most Passing Touchdowns:.....4 vs WKU, 2016; 4 vs BYU, 2014; 4 vs Bowling Green, 2004
 Most Passes Had Intercepted:.....3 vs BYU, 2014

OFFENSE

Most Offensive Plays:.....97 vs BYU, 2014
 Fewest Offensive Plays:.....59 vs Iowa State, 2017
 Most Total Yards:.....516 vs Akron, 2005
 Fewest Total Yards:.....205 vs Auburn, 2015

PUNTING

Most Punts:.....8 vs USF, 2008; 8 vs Wake Forest
 Most Yards Punted:.....360 vs Wake Forest, 2018
 Fewest Yards Punted:.....144 vs Iowa State, 2017
 Highest Punting Average:.....45.6 vs Akron, 2005
 Lowest Punting Average:.....32.8 vs Bowling Green, 2004

KICKING

Most Extra Points:.....7 vs BYU, 2014
 Most Field Goals Made:.....3 vs Akron, 2005
 Most Field Goals Attempted:.....3 vs Iowa State, 2017; vs BYU, 2014;
vs Akron, 2005; vs North Texas, 2003

KICK RETURNS

Most Kickoff Returns:.....8 vs BYU, 2014; 8 vs Florida Atlantic, 2007
 Most Kickoff Return Yards:.....215 vs Wake Forest, 2018
 Fewest Kickoff Return Yards:.....41 vs San Jose State, 1971

PUNT RETURNS

Most Punt Returns:.....6 vs BYU, 2014
 Most Punt Return Yards:.....66 vs San Jose State, 1971
 Fewest Punt Return Yards:.....2 vs Western Kentucky, 2016; 2 vs North Texas, 2003

DEFENSE

Fewest Rushing Attempts Allowed:.....23 by Akron, 2005
 Most Rushing Attempts Allowed:.....56 by Auburn, 2015
 Fewest Rushing Yards Allowed:.....32 by Iowa State, 2017
 Most Rushing Yards Allowed:.....262 by Western Kentucky, 2016
 Fewest Pass Completions Allowed:.....6 by San Jose State, 1971
 Most Pass Completions Allowed:.....34 by Akron, 2005
 Fewest Passing Yards Allowed:.....81 by San Jose State, 1971
 Most Passing Yards Allowed:.....455 by Akron, 2005
 Fewest Total Yards Allowed:.....259 by East Tennessee State, 1956
 Most Total Yards Allowed:.....598 by Western Kentucky, 2016
 Most Points Allowed:.....52 by Bowling Green, 2004
 Most Rushing Touchdowns Allowed:.....4 by Western Kentucky, 2016
 Fewest Rushing Touchdowns Allowed:.....0 by Akron, 2005
 Most Touchdown Passes Allowed:.....5 by Bowling Green, 2004; 5 by FAU, 2007
 Fewest Touchdown Passes Allowed:.....0 by North Texas, 2003
0 by San Jose State, 1971
 Most Total Touchdowns Allowed:.....7 by Western Kentucky, 2016; 7 by Bowling Green, 2004
 Fewest Total Touchdowns Allowed:.....1 by San Jose State, 1971
 Most Interceptions Thrown:.....4 by San Jose State, 1971
 Fewest Interceptions Thrown:.....0 by Iowa State, 2017; by North Texas, 2003;
by Akron, 2005; by USF, 2008
 Most Fumble Recoveries:.....5 vs East Tennessee State, 1956
 Most Quarterback Sacks:.....6 vs Western Kentucky, 2016
 Most Tackles For Lost Yardage:.....11 vs North Texas, 2003

MISCELLANEOUS

Most First Downs:.....27 vs Western Kentucky, 2016
 Fewest First Downs:.....13 vs Auburn, 2015
 Most Penalties:.....9 vs North Texas, 2003
 Fewest Penalties:.....3 vs San Jose State, 1971; 3 vs Wake Forest, 2018
 Most Penalty Yards:.....62 vs Akron, 2005
 Longest Time of Possession:.....34:08 vs North Texas, 2003
 Shortest Time of Possession:.....22:11 vs Iowa State, 2017
 Most Third Down Conversions:.....9 vs Florida Atlantic, 2007

