

895 WINS (8th in Nation)

49 BOWL GAMES (T-9th in Nation)

29 BOWL WINS (T-4th in Nation)

100 FIRST-TEAM ALL-AMERICANS



VS.



Minneapolis, Minn.  
TCF Bank Stadium (50,805)

Series: Penn State, 9-5  
Last Meeting: Penn State 29, Minnesota 26 (OT)  
October 1, 2016 - Beaver Stadium  
Complete series info on Page 7

2 NATIONAL CHAMPIONSHIPS

4 BIG TEN CHAMPIONSHIPS

84% ALL-TIME GRADUATION RATE

66 ACADEMIC ALL-AMERICANS (2nd in Nation)

## #5 PENN STATE NITTANY LIONS

8-0, 5-0 Big Ten  
H: 5-0, A: 3-0, N: 0-0

Head Coach: James Franklin (East Stroudsburg '95)  
Record at Penn State (6th season): 53-21 (.716)  
Career Record (9th season): 77-36 (.681)  
vs. Minnesota: 1-0

### SCHEDULE/RESULTS

Wk	Date	Opponent	Result	TV	Score
8.31	15/14	Idaho	W, 79-7	BTN	104,527
9.7	15/14	Buffalo	W, 45-13	FOX	104,136
9.14	13/11	Pittsburgh	W, 17-10	ABC	108,661
9.21	t-13/12	Open			
9.27*	12/11	at Maryland *	W, 59-0	FS1	53,288
10.5	12/11	Purdue *	W, 35-7	ESPN	106,536
10.12	10/9	at 17/18 Iowa *	W, 17-12	ABC	69,034
10.19	7/7	16/16 Michigan *	W, 28-21	ABC	110,669
10.26	6/6	at Michigan State *	W, 28-7	ABC	70,298
11.2	5/5	Open			
11.9	5/5	at 13/13 Minnesota *	noon	ABC	
11.16		RV/RV Indiana *			
11.23		at 3/4 Ohio State *			
11.30		Rutgers *			

\* - BIG game ^ - Friday game Rankings: AP/Coaches or CFP



PxP: Sean McDonough  
Analyst: Todd Blackledge  
Sideline: Holly Rowe



PxP: Steve Jones  
Analyst: Jack Ham  
Sideline: Matt McGloin  
Local: 99.5 & 103.7 FM/1450 AM  
Web: GoPSUsports.com  
Sirius/XM/Internet: 111/202/965

### BY THE NUMBERS

15th

Governor's Victory Bell game

12

Straight wins over Big Ten West opponents

8-0

For the fourth time since joining the Big Ten in 1993

1.99

Yards allowed per rush to lead FBS

## #13 MINNESOTA GOLDEN GOPHERS

8-0, 5-0 Big Ten  
H: 5-0, A: 3-0, N: 0-0

Head Coach: P.J. Fleck (Northern Illinois '04)  
Record at Minnesota (3rd season): 20-13 (.606)  
Career Record (7th season): 50-35 (.588)  
vs. Penn State: First Meeting

### SCHEDULE/RESULTS

Wk	Date	Opponent	Result	TV	Score
8.29^	RV/RV	3/4 (FCS) South Dakota St.	W, 28-21	FS1	49,112
9.7	RV/RV	at Fresno State	W, 38-35 (20T)	CBSSN	34,790
9.14	RV/RV	Georgia Southern	W, 35-32	BTN	41,021
9.21	RV/RV	Open			
9.28	RV/RV	at Purdue *	W, 38-31	ESPN2	50,629
10.5	RV/RV	Illinois *	W, 40-17	BTN	39,341
10.12	RV/25	Nebraska *	W, 34-7	FS1	43,502
10.19	20/20	at Rutgers *	W, 42-7	BTN	26,429
10.26	17/16	Maryland *	W, 52-10	ESPN	44,715
11.2	13/13	Open			
11.9	13/13	5/5 Penn State *	noon	ABC	
11.16		at 18/18 Iowa *			
11.23		at Northwestern *			
11.30		16/16 Wisconsin *			

\* - BIG game ^ - Thursday game Rankings: AP/Coaches or CFP

## INSIDE THE GAME

### NO. 5 PENN STATE & NO. 13 MINNESOTA MEET IN BATTLE OF UNDEFEATEDS

- OPENING KICK:** No. 5 Penn State and No. 13 Minnesota will put their unblemished records on the line when the Nittany Lions and Golden Gophers meet for the first time in three years Saturday in TCF Bank Stadium. Kickoff is set for noon (ET) on ABC.
- A LOT HAS CHANGED:** In 2016, Penn State was 2-2 following a disappointing loss at Michigan before it earned an overtime win over Minnesota. That win proved to be the first of nine-straight victories that would lead Penn State to the Rose Bowl. Now, Penn State looks to extend its current winning streak to nine when it faces a Minnesota team looking to reach nine wins for the first time since 2016.
- ANOTHER TROPHY GAME:** Penn State is playing its second consecutive trophy game, as the Governor's Victory Bell will be up for grabs. The Nittany Lions have held it since defeating Minnesota in 2016. Penn State reclaimed the Land Grant Trophy from Michigan State for the first time since 2016 in its last outing.
- MAGNIFICENT SEVEN:** Penn State is one of seven undefeated teams remaining in FBS. The Lions are 8-0 for the first time since 2008 and the fourth time in their Big Ten era (since 1993).
- TOP FIVE:** Penn State rose to No. 5 in both the Associated Press and Amway Coaches Polls, marking the its highest ranking since reaching No. 2 in Weeks 8 & 9 in 2017.
- THIS DEFENSE:** Penn State (9.6 ppg) ranks second nationally in scoring defense and ninth in total defense (280.0 ypg), led by a stingy rushing defense allowing just 68.1 yards per game (2nd FBS) and an FBS-best 1.99 yards per rush. Penn State has 30 sacks through eight games to average 3.75 sacks per game (7th in FBS). The Nittany Lions also rank ninth in the country with 8.4 tackles for loss per game.
- THE OPPOSITION:** Minnesota is ranked No. 13 in both the AP and Amway Coaches polls for its highest ranking since also reaching No. 13 in the AP Poll in 2004. The Gophers are on a 10-game winning streak that dates back to last season and is tied for the third-longest active winning streak in FBS. Minnesota is 8-0 overall for the first time since 1941 and 5-0 in the Big Ten for the first time since 1961.

## BREAKDOWN

Category	Penn State	Minnesota
<b>RUSHING</b>	Noah Cain Rodney Smith	68 for 350 yds (43.8), 6 TD 154 for 889 yds (111.1), 7 TD
<b>PASSING</b>	Sean Clifford Tanner Morgan	134-of-216 (62.0%), 1,931 yds (241.4), 20 TD/3 INT 113-of-173 (65.3%), 1,761 yds (220.1), 18 TD/4 INT
<b>RECEIVING</b>	KJ Hamler Rashod Bateman	37 for 620 yds (77.5), 8 TD 31 for 644 yds (80.5), 6 TD
<b>DEFENSE</b>	Micah Parsons Antonie Winfield Jr.	57 tkls, 6.0 TFL, 1.0 SK, 2 PBU 46 tkls, 2.0 TFL, 2.0 SK, 5 INT, 1 PBU, 1 FF

## RANKINGS COMPARISON

PSU	FBS	Conf	Stat	Conf	FBS	MINN
40.4	60	7	3rd Down Offense Pct.	2	8	50.0
30.4	15	4	3rd Down Defense Pct.	8	43	35.3
61.9	51	5	Completion Pct.	4	25	65.5
18.69	95	12	Kick Return Avg.	9	62	21.0
252.0	48	3	Passing Offense	7	72	225.0
211.6	49	10	Passing Defense	4	9	166.4
6.48	80	8	Punt Return Avg.	13	109	4.80
81.3	50	5	Red Zone Defense Pct.	14	125	94.4
93.5	13	2	Red Zone Offense Pct.	4	16	92.5
68.4	2	1	Rushing Defense	7	26	117.4
170.1	61	7	Rushing Offense	3	31	204.5
9.6	2	2	Scoring Defense	6	22	20.0
38.5	12	2	Scoring Offense	3	14	38.4
3.75	7	3	Team Sacks	7	49	2.38
28:44	97	9	Time of Possession	2	6	34:43
280.0	9	5	Total Defense	6	13	283.8
422.1	52	4	Total Offense	3	48	429.5
+7	10	3	Turnover Margin	4	21	+5

## TABLE OF CONTENTS

Page 2 ... Quick Facts/National Polls/This Day in History  
Page 3 ... BIG/Media Info  
Page 4-6 ... Head Coach James Franklin  
Page 7 ... Minnesota Series History  
Page 8-9 ... Minnesota Notes  
8 ... Record Breakdown/At the Start  
9 ... National Nits  
Page 9-11 ... Highlights  
10 ... Winningest Programs  
11 ... Nittany Lions in the NFL/Coaching Staff Notes  
Page 12-14 ... Offense Notes  
12 ... Season Honors

13 ... Classroom Success  
14 ... Happy Valley  
Page 14-15 ... Defense Notes  
15 ... Community Service  
Page 15-16 ... Special Teams Notes  
16 ... Coaching Staff POTW  
Page 16-17 ... Season Notes  
17 ... Preseason Honors  
17 ... Future Schedules  
Page 18 ... Depth Chart/Pronunciations/Asst. Coaches  
Page 19-20 ... Numerical Roster  
Page 21-22 ... Alphabetical Roster

Page 23-26 ... Records Watch  
Page 27-34 ... Game Recaps  
Page 35-49 ... Player Bios  
Page 50-57 ... Game-by-Game Statistics  
Page 58-59 ... Long Plays  
Page 60 ... Tackle Breakdown  
Page 61 ... Season Superlatives  
Page 62 ... The Last Time...  
Page 63 ... Start Chart  
Page 64 ... Participation Chart  
Page 65-67 ... Season Statistics

# 2 2019 PENN STATE FOOTBALL

## PROGRAM NOTES

### SUSTAINED EXCELLENCE

Penn State is one of four teams (Penn State, LSU, Oklahoma and Boise State) in FBS to have a winning record each of the last 15 years. Wisconsin is at 14 consecutive seasons with an opportunity to have 15-straight winning seasons too. Penn State and Wisconsin are the only Big Ten teams to have posted a winning season the last 14 or more consecutive years. Penn State holds the FBS record for most consecutive seasons without a losing record at 49 (1939-87).

### ACADEMIC EXCELLENCE

A total of 452 of Penn State football student-athletes, including 28 in 2018, have earned Academic All-Big Ten honors since 1993 for owning at least a 3.0 grade point average and being a letterwinner.

### ONE OF NATION'S TOUGHEST HOME VENUES

Penn State owns a superlative 295-74 (.799) record inside Beaver Stadium, the nation's second-largest facility, which opened in 1960 and has a capacity of 106,572.

## QUICK FACTS

### UNIVERSITY

**NAME** ..... The Pennsylvania State University  
**LOCATION** ..... University Park, Pa.  
**FOUNDED** ..... 1855  
**ENROLLMENT** . . . 40,363 (undergraduate); 46,270 (UP)  
**NICKNAME** ..... Nittany Lions  
**COLORS** ..... Blue & White  
**CONFERENCE** ..... Big Ten  
**DIVISION** ..... NCAA Division I  
**STADIUM** ..... Beaver Stadium (106,572)  
**STADIUM SURFACE** ..... Natural Grass  
**PRESIDENT** ..... Dr. Eric Barron  
**ATHLETICS DIRECTOR** ..... Sandy Barbour  
**HEAD COACH** ..... James Franklin (6th Season)  
**FOOTBALL OFFICE** ..... 814-865-0412  
**TICKET OFFICE** ..... 1-800-NITTANY

### FOOTBALL HISTORY

**FIRST YEAR** ..... 1887  
**ALL-TIME RECORD** (133rd Season) . . . 895-391-42 (.690)  
*8th in victories*  
**ALL-TIME BIG TEN RECORD** (27th Season) . . . 138-78 (.639)  
**ALL-TIME BOWL RECORD** ..... 29-18-2 (.612)  
*T-4th in bowl victories*  
**YEARS IN POST SEASON PLAY** ..... 49  
*T-9th in bowl appearances*  
**BEAVER STADIUM RECORD** ..... 295-74 (.799)

### ASSISTANT COACHES

**BRENT PRY** ..... Buffalo; 1993  
 Defensive Coordinator/Linebackers (6th Season)  
**RICKY RAHNE** ..... Cornell; 2002  
 Offensive Coordinator/Quarterbacks (6th Season)  
**JOE LORIG** ..... Western Oregon; 1995  
 Special Teams Coordinator/Defensive Asst. (1st Season)  
**TIM BANKS** ..... Central Michigan; 1995  
 Co-Defensive Coordinator/Safeties (4th Season)  
**TYLER BOWEN** ..... Maryland; 2010  
 Off. Recruiting Coordinator/Tight Ends (2nd Season)  
**MATT LIMEGROVER** ..... University of Chicago; 1991  
 Run Game Coordinator/Offensive Line (4th Season)  
**GERAD PARKER** ..... Kentucky; 2003  
 Passing Game Coordinator/Wide Receivers (1st Season)  
**JA'JUAN SEIDER** ..... West Virginia; 2000  
 Running Backs Coach (2nd Season)  
**TERRY M. SMITH** ..... Penn State; 1991  
 Assistant Head Coach/Defensive Recruiting  
 Coordinator/Cornerbacks (6th Season)  
**SEAN SPENCER** ..... Clarion; 1995  
 Associate Head Coach/Run Game Coordinator/  
 Defensive Line (6th Season)  
**DWIGHT GALT** ..... Maryland; 1981  
 Assistant AD of Performance Enhancement (6th Season)

## NATIONAL POLLS

### PENN STATE IN THE POLLS

Date	CFP	AP	COACHES
Preseason	N/A	15	14
Week 2 (9/3)	N/A	15	14
Week 3 (9/8)	N/A	13	11
Week 4 (9/15)	N/A	13	12
Week 5 (9/22)	N/A	12	11
Week 6 (9/29)	N/A	12	11
Week 7 (10/6)	N/A	10	9
Week 8 (10/13)	N/A	7	7
Week 9 (10/20)	N/A	6	6
Week 10 (10/27)	N/A	5	5
Week 11 (11/3, 5)	TBA	5	5
Week 12 (11/10, 12)			
Week 13 (11/18, 20)			
Week 14 (11/25, 27)			
Week 15 (12/1, 3)			
Week 16 (12/8)			

### AP (Week 11)

1. LSU (17)	8-0	1479
2. Alabama (21)	8-0	1472
3. <b>Ohio State (17)</b>	<b>8-0</b>	<b>1467</b>
4. Clemson (7)	9-0	1406
5. <b>PENN STATE</b>	<b>8-0</b>	<b>1306</b>
6. Georgia	7-1	1196
7. Oregon	8-1	1180
8. Utah	8-1	1090
9. Oklahoma	7-1	1045
10. Florida	7-2	938
11. Baylor	8-0	909
12. Auburn	7-2	901
13. <b>Minnesota</b>	<b>8-0</b>	<b>831</b>
14. <b>Michigan</b>	<b>7-2</b>	<b>780</b>
15. Notre Dame	6-2	571
16. Wisconsin	6-2	558
17. Cincinnati	7-1	527
18. <b>Iowa</b>	<b>6-2</b>	<b>491</b>
19. Memphis	8-1	448
20. Kansas State	6-2	364
21. Boise State	7-1	310
22. Wake Forest	7-1	296
23. SMU	8-1	250
24. San Diego State	7-1	87
25. Navy	7-1	83

Others receiving votes: UCF 52, Texas 37, **Indiana 27**, Texas A&M 19, Oklahoma State 11, Louisiana Tech 7, Appalachian State 5, Washington 2, **Pittsburgh 2**, Iowa State 1, Virginia 1, North Dakota State 1

### COLLEGE FOOTBALL PLAYOFF

Rankings will be issued six times in 2019, including Selection Day, Sunday, December 8. The dates will be as follows:

- Tuesday, November 5 (9-9:30 p.m.\*)
- Tuesday, November 12 (7-8 p.m.)
- Tuesday, November 19 (7-8 p.m.)
- Tuesday, November 26 (7-8 p.m.)
- Tuesday, December 3 (7-7:30 p.m.)
- Selection Day: Sunday, December 8 (noon-4 p.m.)
- For more information on rankings, the selection committee protocol and voting process, visit collegefootballplayoff.com.

\*Approximate start time will be 9 p.m. ET. The rankings will be revealed live between the Kansas vs. Duke and Michigan State vs. Kentucky basketball games.

### AMWAY COACHES (Week 11)

1. Alabama (37)	8-0	1591
2. LSU (11)	8-0	1531
3. Clemson (9)	9-0	1495
4. <b>Ohio State (8)</b>	<b>8-0</b>	<b>1492</b>
5. <b>PENN STATE</b>	<b>8-0</b>	<b>1361</b>
6. Georgia	7-1	1263
7. Oregon	8-1	1236
8. Oklahoma	7-1	1143
9. Utah	8-1	1111
10. Baylor	8-0	980
11. Florida	7-2	941
12. Auburn	7-2	914
13. <b>Minnesota</b>	<b>8-0</b>	<b>880</b>
14. <b>Michigan</b>	<b>7-2</b>	<b>746</b>
15. Notre Dame	6-2	660
16. Wisconsin	6-2	591
17. Cincinnati	7-1	549
18. <b>Iowa</b>	<b>6-2</b>	<b>527</b>
19. Memphis	8-1	418
20. Wake Forest	7-1	392
21. Boise State	7-1	388
22. Kansas State	6-2	265
23. SMU	8-1	235
24. San Diego State	7-1	105
25. Navy	7-1	92

Others receiving votes: Texas 79, **Indiana 44**, Appalachian State 24, UCF 24, Texas A&M 22, Louisiana Tech 13, Oklahoma State 5, Air Force 4, Virginia 2, **Pittsburgh 1**, Wyoming 1

## THIS DAY IN HISTORY

# NOV. 9

RECORD: 10-6-1  
 STREAK: L1

Year	Site	Result
1889	A	Lafayette 26, Penn State 0
1895	A	Pennsylvania 35, Penn State 4
1907	A	Pennsylvania 28, Penn State 0
1912	H	Penn State 71, Villanova 0
1918	H	Rutgers 26, Penn State 3
1929	A	Penn State 19, Pennsylvania 7
1935	H	Penn State 27, Villanova 13
1940	A	[16] Penn State 13, Syracuse 13
1946	H	Penn State 26, Temple 0
1957	A	Penn State 20, Marquette 7
1963	A	Penn State 10, [10] Ohio State 7
1968	H	[4] Penn State 22, Miami (Fla.) 7
1974	A	[7] NC State 12, Penn State 7
1985	A	[2] Penn State 31, Cincinnati 10
1991	A	[9] Penn State 47, Maryland 7
2002	H	[19] Penn State 35, Virginia 14
2013	A	Minnesota 24, Penn State 10

### NOTABLE

- In 1940, Bill Smaltz and Lenny Krouse teamed for the greatest passing day to date as Smaltz completed 14-of-21 passes (including 12 in succession that remained a record until 1994) for 193 yards and two touchdowns and Krouse caught 10 passes for two touchdowns and 155 yards.
- In 1946, Penn State canceled the final game of the season, set for Nov. 29, when University of Miami (Fla.) officials requested that Penn State not bring its two African-American players, Wally Triplett and Dennie Hoggard, on the trip.
- In 1963, playing Ohio State for the third time in program history, unranked Penn State beat the No. 10 Buckeyes on the road, 10-7. It was the second time an unranked Nittany Lions team defeated a ranked Ohio State squad, as the Lions beat the No. 5 Buckeyes, 7-6, on Oct. 20, 1956, in their prior meeting.

**BIG PLAYERS OF THE WEEK**

<b>SEPT. 2</b> <b>OFF:</b> Jonathan Taylor, Wisconsin <b>DEF:</b> Kenny Willekes, Michigan State <b>ST:</b> Logan Justus, Indiana <b>FR:</b> Michael Penix Jr., Indiana	<b>OCT. 7</b> <b>OFF:</b> Jonathan Taylor, Wisconsin <b>DEF:</b> Aidan Hutchinson, Michigan <b>ST:</b> Javon Leake, Maryland <b>FR:</b> Wan'Dale Robinson, Nebraska
<b>SEPT. 9</b> <b>OFF:</b> Elijah Sindelar, Purdue <b>DEF:</b> Antoine Winfield Jr., Minnesota <b>ST:</b> Drue Chrisman, Ohio State <b>FR:</b> Zach Charbonnet, Michigan	<b>OCT. 14</b> <b>OFF:</b> Jack Plummer, Purdue <b>DEF:</b> Kamal Martin, Minnesota <b>ST:</b> <b>Blake Gillikin, Penn State</b> <b>FR:</b> David Bell, Purdue
<b>SEPT. 16</b> <b>OFF:</b> Tyler Johnson, Minnesota J.K. Dobbins, Ohio State <b>DEF:</b> Joe Gaziano, Northwestern <b>ST:</b> Keith Duncan, Iowa <b>FR:</b> D.J. Johnson, Iowa Drake Anderson, Northwestern	<b>OCT. 21</b> <b>OFF:</b> <b>KJ Hamler, Penn State</b> <b>DEF:</b> Jake Hansen, Illinois <b>ST:</b> Casey O'Brien, Minnesota <b>FR:</b> David Bell, Purdue
<b>SEPT. 23</b> <b>OFF:</b> Jonathan Taylor, Wisconsin <b>DEF:</b> Joe Bachie, Michigan State <b>ST:</b> Blake Hayes, Illinois <b>FR:</b> Wan'Dale Robinson, Nebraska	<b>OCT. 28</b> <b>OFF:</b> J.K. Dobbins, Ohio State <b>DEF:</b> Chase Young, Ohio State <b>ST:</b> <b>Blake Gillikin, Penn State</b> <b>FR:</b> <b>Jayson Oweh, Penn State</b> Johnny Langan, Rutgers
<b>SEPT. 30</b> <b>OFF:</b> <b>Sean Clifford, Penn State</b> Tanner Morgan, Minnesota <b>DEF:</b> Chris Orr, Wisconsin <b>ST:</b> Jacob Herbers, Minnesota <b>FR:</b> Michael Penix Jr., Indiana	<b>NOV. 4</b> <b>OFF:</b> Stevie Scott III, Indiana <b>DEF:</b> Dele Harding, Illinois <b>ST:</b> Javon Leake, Maryland Giles Jackson, Michigan <b>FR:</b> King Doerue, Purdue

**PENN STATE MEDIA SERVICES**

**FOOTBALL CONTACTS**

<b>Kris Petersen</b> Cell: 814-883-4581	<b>E-mail:</b> kap18@psu.edu <b>Twitter:</b> @GoPSUKris
<b>Mark Brumbaugh</b> Cell: 814-441-9145	<b>E-mail:</b> mgb28@psu.edu <b>Twitter:</b> @markbrumbaugh
<b>Paul Marboe</b> Cell: 814-777-7604	<b>E-mail:</b> prm5118@psu.edu <b>Twitter:</b> @pmarboe33

**Assoc. AD for Strategic Communications:** Kris Petersen  
**Associate Director:** Rose Carter  
**Assistant Directors:** Mark Brumbaugh, Pat Donghia, John Hanna, Matt Jackson, Paul Marboe, Nicole Praga, Ryan Snyder, Kevin Stoicovy, Chelsea Vielhauer  
**Admin. Assistant:** Cristin Guiher  
**Strategic Communications Office:** 814-865-1757  
**Website:** GoPSUsports.com  
**Address:** 101D Bryce Jordan Center, University Park, Pa., 16802

**SUNDAY:**  
9 a.m. - Updated stats available at GoPSUsports.com.

**MONDAY:**  
8 p.m. - Game Notes available at GoPSUsports.com.

**TUESDAY:**  
9 a.m. - 11:30 a.m. - Player Interviews  
*Selected players available via teleconference interviews. For information, please contact Cristin Guiher in PSU Strategic Communications (cms36@psu.edu; 814-865-1757).*

12:30 p.m. - Penn State Weekly Press Conference  
James Franklin and at least two players available for questions in person and via telephone at Beaver Stadium.  
*To participate please contact the Strategic Communications Office at 814-865-1757 prior to 11 a.m. ET. Please contact Strategic Communications for FTP information for video/ audio from the press conference.*

**WEDNESDAY:**  
9 a.m. - 2 p.m. - Player Interviews  
*Selected players available via teleconference interviews. For information, please contact Cristin Guiher in PSU Strategic Communications (cms36@psu.edu; 814-865-1757).*

Approximately 6:05 p.m. - Practice Availability  
*Media can watch last 10 minutes of practice, James Franklin and one player will be available post-practice.*

**THURSDAY:**  
TBA: Thursday Assistant Coach Teleconference  
*One assistant coach available via teleconference interviews. For information, please contact Cristin Guiher in PSU Strategic Communications (cms36@psu.edu; 814-865-1757).*

6:05 p.m. - "The Penn State Coaches Show Featuring James Franklin Presented by Pepsi" at Primanti Bros. and broadcast live on the Penn State Sports Network and LionVision on GoPSUsports.com.

**SATURDAY:**  
Post-Game: James Franklin and selected players will be available immediately following the game.  
*Please contact Strategic Communications for FTP audio/ video information (home games only).*

**BIG STANDINGS**

EAST	BIG TEN		OVERALL			
	W-L	%	W-L	%	AP	USA
<b>PENN STATE</b>	<b>5-0</b>	<b>1.000</b>	<b>8-0</b>	<b>1.000</b>	<b>2-0</b>	<b>2-0</b>
Ohio State	5-0	1.000	8-0	1.000	2-0	2-0
Indiana	4-2	.667	7-2	.778	0-2	0-1
Michigan	4-2	.667	7-2	.778	2-2	2-2
Michigan State	2-3	.400	4-4	.500	0-3	0-3
Maryland	1-5	.167	3-6	.333	1-3	1-3
Rutgers	0-6	.000	2-7	.222	0-3	0-3
<b>WEST</b>	<b>W-L</b>	<b>%</b>	<b>W-L</b>	<b>%</b>	<b>AP</b>	<b>USA</b>
Minnesota	5-0	1.000	8-0	1.000	0-0	0-0
Iowa	3-2	.600	6-2	.750	0-2	0-2
Wisconsin	3-2	.600	6-2	.750	1-1	1-1
Illinois	3-3	.500	5-4	.556	1-1	1-1
Nebraska	2-4	.333	4-5	.444	0-1	0-2
Purdue	2-4	.333	3-6	.333	0-2	0-2
Northwestern	0-6	.000	1-7	.125	0-4	0-4

**BIG TEN SCHEDULE (All Times Eastern)**

**SATURDAY, NOV. 9**

IOWA at NORTHWESTERN\*, noon (ESPN2)  
PENN STATE at MINNESOTA\*, noon (ABC)  
PURDUE at NORTHWESTERN\*, noon (BTN)  
MARYLAND at OHIO STATE\*, noon (FOX)  
ILLINOIS at MICHIGAN STATE\*, 3:30 p.m. (FS1)  
IOWA at WISCONSIN\*, 4 p.m. (FOX)

**OFF**

Indiana  
Michigan  
Nebraska  
Rutgers

\*Big Ten game

**BIG TEN MEDIA SERVICES**

**BIG TEN CONFERENCE RELEASE/STATISTICS:**  
The Big Ten Conference football release, with standings and statistics, is available at [www.bigten.org](http://www.bigten.org).

**BIG TEN PLAYERS OF THE WEEK:** The Big Ten Conference will be announcing Players of the Week every Monday during the season.

MONDAY	TUESDAY	WEDNESDAY	THURSDAY	FRIDAY	SATURDAY	SUNDAY
<b>Game Notes</b> Available by 8 p.m. on GoPSUsports.com	<b>James Franklin Press Conference</b> 12:30 p.m. (ET)  <b>Player Teleconferences</b>	<b>Practice Availability &amp; James Franklin Post Practice</b> Approx. 6:05 p.m.  <b>Player Teleconferences</b>	<b>PSU Asst. Coach Teleconference</b>  <b>Penn State Coaches Show</b> 6:05 p.m. Primanti Bros.	<b>No Coach/Player Availability</b>	<b>Minnesota</b> noon ABC/Penn State Sports Network  <b>TCF Bank Stadium</b>	<b>Updated Statistics Available</b> 9 a.m. GoPSUsports.com





**HEAD COACH JAMES FRANKLIN**

**CAREER AT A GLANCE**

- Franklin was named the 16th head football coach of the Nittany Lion program on January 11, 2014.
- Franklin is in his ninth year as a collegiate head coach, leading his first nine squads to bowl games.
- Franklin is one of five current FBS head coaches to lead his teams to a bowl game in each of his first nine seasons as a head coach. Stanford's David Shaw is the only other active FBS head coach who could join this group.
- Franklin is one of three current Big Ten coaches (Mark Dantonio, Kirk Ferentz) to have won a Big Ten Championship.
- He owns a 77-36 career record, with eight consecutive winning seasons.
- Franklin has led his teams to two Top 10 finishes (2 at Penn State) and five Top 25 finishes (2 at Vanderbilt; 3 at Penn State).
- Under Franklin, Penn State is one of six teams (Alabama, Clemson, Ohio State, Oklahoma, Washington) to rank in the Top 15 of the CFP final rankings in each of the last three seasons.
- Franklin led the Nittany Lions to back-to-back New Year's Six bowls in 2016 (Rose) and 2017 (Fiesta) for the first time since 1985 (Orange) and 1986 (Fiesta).
- Franklin has 24 years of coaching experience at the collegiate and NFL level.
- In his first eight years as a head coach, Franklin mentored 68 players who have gone on to the NFL ranks.
- Franklin has secured top-25 recruiting classes each of his last seven seasons, including a top-5 class at Penn State in 2018.

**NITTANY LIONS ON THE FIELD**

- In **2018**, the Nittany Lions posted their third-straight season with at least nine wins in 2018 with a 9-4 overall record, earning a berth in the VRBO Citrus Bowl. Penn State finished No. 12 in the final CFP rankings and No. 17 in the Associated Press and Amway Coaches polls. Penn State has finished in the AP Top 25 in the last three consecutive seasons for the first time since a seven-year stint from 1993-99.
- Penn State continued to be among the nation's elite in **2017**, climbing as high as No. 2 in the rankings and appearing in a second-straight New Year's Six bowl, earning a 35-28 win over No. 11 Washington in the PlayStation Fiesta Bowl. The Nittany Lions earned back-to-back 11-win seasons for the fifth time in program history and first time since 2008 and 2009 with an 11-2 record. Penn State finished the season No. 8 in the Associated Press and Amway Coaches polls and No. 9 in the final CFP rankings.
- Penn State surged in **2016**, winning nine consecutive games en route to the Big Ten Championship, a Rose Bowl berth and an 11-3 overall record. Penn State finished the season ranked No. 5 in the College Football Playoff rankings and No. 7 in the Associated Press and Amway Coaches polls. It was Penn State's highest finish in the polls since 2005. The Lions claimed their fourth overall Big Ten Championship and first outright title since 1994 with a thrilling 38-31 comeback win over Wisconsin in the Big Ten Championship Game. Franklin was honored as Sporting News National Coach of the Year and the Woody Hayes National Coach of the Year, as well as the Dave McLain Big Ten Coach of the Year and Associated Press Big Ten Coach of the Year.
- Franklin guided the Nittany Lions to a 7-6 record in **2015** and a berth in the TaxSlayer Bowl.
- Franklin's first season in **2014** was bookended with a pair of thrilling victories for the Nittany Lions. His inaugural season began with a final-play 26-24 victory over UCF in Dublin, Ireland, in Penn State's first-ever international game and ended with a comeback, a 31-30 overtime win over Boston College in the New Era Pinstripe Bowl in Yankee Stadium. Franklin became just the third Penn State coach to lead the team to at least seven wins in his first season, joining Dick Harlow (1915) and Bill O'Brien (2012), and he guided the Nittany Lions to a 4-0 start, joining Harlow as the only first-year Penn State coaches to win their initial four games.

**FRANKLIN FILE**

**Born:** February 2, 1972  
**Hometown:** Langhorne, Pa.  
**Wife:** Fumi  
**Daughters:** Shola & Addison

**Education:**  
 Neshaminy High School, 1990  
 East Stroudsburg, 1995; B.S. in Psychology  
 Washington State, 1999; M.A. in Educational Leadership

**Playing Career:**  
 East Stroudsburg; Quarterback, 1991-94

**Coaching Experience**

2014-pres.	Head Coach	Penn State
2011-13	Head Coach	Vanderbilt
2008-10	Asst HC/Off. Coord./QBs	Maryland
2006-07	Off. Coord./QBs	Kansas State
2005	Wide Receivers	Green Bay Packers
2000-04	Recruiting Coord./WRs	Maryland
1999	Wide Receivers	Idaho State
1998	Grad. Asst./Tight Ends	Washington State
1997	Wide Receivers	James Madison
1996	Grad. Asst./Secondary	East Stroudsburg
1995	Wide Receivers	Kutztown

**CAREER RECORD**

**VANDERBILT**

Year	Overall	Conf.	Final AP; Notes
2011	6-7	2-6	Liberty Bowl (L)
2012	9-4	4-4	No. 23; Music City Bowl (W)
2013	9-4	5-3	No. 20; BBVA Compass Bowl (W)
<b>3 yrs</b>	<b>24-15</b>	<b>11-13</b>	

**PENN STATE**

Year	Overall	Conf.	Final AP; Notes
2014	7-6	2-6	Pinstripe Bowl (W, OT)
2015	7-6	4-4	TaxSlayer Bowl (L)
2016	11-3	8-1 No. 7; Big Ten Champs, Rose Bowl (L)	
2017	11-2	7-2	No. 8; Fiesta Bowl (W)
2018	9-4	6-3	No. 17; Citrus Bowl (L)
2019	8-0	5-0	
<b>6 yrs</b>	<b>53-21</b>	<b>32-16</b>	

**CAREER**

<b>9 yrs</b>	<b>77-36</b>	<b>43-29</b>	<b>Won 4, Lost 4</b>
--------------	--------------	--------------	----------------------

**NITTANY LIONS IN THE CLASSROOM**

- Quarterback Trace McSorley was selected as a 2018 National Football Foundation (NFF) Scholar-Athlete and a finalist for the Campbell Trophy, known as the "Academic Heisman." He was the 18th Nittany Lion to be selected as an NFF Scholar-Athlete.
- Two Nittany Lions have garnered Google Cloud CoSIDA Academic All-America recognition. Punter Blake Gillikin earned first-team honors in 2018 and long snapper Tyler Yazujian collected a berth on the CoSIDA Academic All-America first team in 2016 after an appearance on the second team in 2015. Penn State has 66 Academic All-America honorees all-time, which ranks second in Division I football history (FBS and FCS).
- The Nittany Lions had a program-record 35 student-athletes claim Academic All-Big Ten honors in the fall of 2017.
- The 2015 fall semester saw the Nittany Lions post a record 56 squad members with at least a 3.0 grade-point average (GPA).
- During Franklin's first fall semester on campus, the football student-athletes set program records with 25 student-athletes earning Dean's List recognition (3.5 GPA) and 57 players owning a cumulative 3.0 GPA or higher after the 2014 fall semester. The spring of 2015 saw continued success in the classroom with 51 student-athletes compiling at least a 3.0 GPA, marking the first time in program history with 50 or more 3.0s in a spring semester.

**NITTANY LIONS IN THE COMMUNITY**

- The Nittany Lions are active in the community, participating in activities such as Uplifting Athletes, THON, Pennsylvania Special Olympics Summer Games, State College Area Food Bank and Penn State Hershey Children's Hospital visits.
- Two Nittany Lions have been named to the Allstate AFCA Good Works team during Franklin's tenure - linebackers Ben Kline (2015) and Brandon Smith (2017). Kline and Smith were recognized for their selflessness and community service, and both were one of 11 FBS honorees in their respective years.

**RECRUITING SUCCESS**

- Franklin's recruiting classes in the last four years have been ranked an average of 13.1 nationally, which is a significant jump from the 40.8 average from 2012-14.
- Penn State is one of nine programs to sign a top-15 class in each of the last three years and one of 12 schools to claim a top-20 class each of the last five seasons.
- Seven of the 15 highest-ranked 247Sports Composite recruits at Penn State since 2000 have been signed by Franklin.
- The 3.83 average star ranking for the 2019 class was the highest in program history since the inception of the 247Sports Composite in 2000.
- The 2018 recruiting class was ranked No. 4 among by ESPN.com, the highest finish in program history. The class was also ranked No. 5 by Rivals and No. 6 by 247Sports.

**HELPING THE COMMODORES GET THEIR WINGS**

- Franklin directed Vanderbilt to consecutive Top 25 finishes for the first time in the 124-year history of the program (No. 23/24 – 2013 & No. 23/20 – 2012).
- The Commodores finished 23rd in the final 2012 Associated Press poll, marking their first AP final ranking since 1948.
- Franklin led Vanderbilt to a bowl game in each of his three seasons in Nashville, with the last two years resulting in wins over NC State (Music City Bowl) and Houston (BBVA Compass Bowl). The Commodores had played in four bowl games all-time in the 121 seasons prior to his arrival, none in consecutive years.
- Vanderbilt had posted four nine-win seasons in program history, with Franklin's last two teams comprising half of the total.
- Franklin guided the Commodores to a 6-6 regular-season record and earned a berth in the Liberty Bowl during his first season after inheriting a Vanderbilt team that finished 2-10 in both 2009 and 2010, with a combined mark of 1-15 SEC play. The 2011 bowl berth was Vanderbilt's second since 1983.
- The Commodores had a breakthrough campaign in 2012 under Franklin, finishing on a seven-game winning streak (longest since 1948) to post a 9-4 mark for Vanderbilt's most wins in 97 years. Franklin was among five finalists for the Bear Bryant National Coach of the Year award.

**RIISING UP THE RANKS**

- Franklin began his coaching career as the wide receivers coach at Kutztown (Pa.) University (1995) and was a graduate assistant coach at his alma mater, East Stroudsburg (Pa.) University in 1996, working with the secondary.
- He then was the wide receivers coach at James Madison (1997), a grad assistant (tight ends) at Washington State (1998) and the wide receivers coach at Idaho State (1999).
- In 2000, Franklin was named the wide receivers coach at Maryland under head coach Ron Vanderlinden, who would go on to coach the Penn State linebackers from 2001-13.
- Franklin continued in that role under new head coach Ralph Friedgen in 2002 and 2003 and helped the Terps to three consecutive 10-win seasons, including an appearance in the 2002 FedEx Orange Bowl. In 2003, Franklin added duties as recruiting coordinator and directed back-to-back recruiting classes ranked in the Top 25 nationally. Franklin and former Nittany Lion head coach Bill O'Brien (running backs) were Maryland assistant coaches in 2003 and 2004 under Friedgen.
- After five successful years at Maryland, Franklin was named wide receivers coach on Mike Sherman's Green Bay Packers staff in 2005. During that season, Green Bay ranked third in the NFL in receptions (383) and seventh in receiving yards (3,766). Donald Driver was among the top receivers in the NFL, ranking second in receptions and eighth in receiving yards, with a then-career-high 86 catches for 1,221 yards.
- Franklin served as the offensive coordinator and quarterbacks coach at Kansas State during the 2006-07 seasons under head coach Ron Prince. In 2006, he helped the Wildcats to their first winning season in four years. Franklin coached quarterback Josh Freeman and oversaw an offense that produced a 3,000-yard passer (Freeman), 1,500-yard receiver (All-American wide receiver Jordy Nelson) and 1,000-yard rusher (James Johnson) during the 2007 season, a first in school history. Freeman would go on to become the Wildcats' highest NFL offensive draft pick since 1954 when the Tampa Bay Buccaneers selected him 17th overall in the 2009 NFL Draft.
- Franklin returned to Maryland in 2008 as the Terps' assistant head coach and offensive coordinator. He helped the Terrapins to victories in the 2008 Humanitarian Bowl and the 2010 Military Bowl. The 2010 squad was among the national leaders in scoring offense at 32.2 points per game.
- In 1998, Franklin began his participation in the NFL's Minority Coaching Fellowship Program, starting with a stint with the Miami Dolphins and working with Hall of Fame quarterback Dan Marino. Franklin also worked with Donovan McNabb of the Philadelphia Eagles (1999) and Minnesota Vikings (2008) in the NFL program.

**PLAYING CAREER**

- Franklin was a four-year letterman at quarterback and a two-time All-PSAC selection at East Stroudsburg.
- Franklin graduated having broken or tied 23 school records. He set seven school records as a senior to earn team MVP honors and was a Harlon Hill Trophy nominee as the NCAA Division II Player of the Year.
- Among the season records he set were for total offense (3,128 yards), passing yards (2,586) and touchdown passes (19).
- Franklin was inducted into the East Stroudsburg Athletics Hall of Fame October 15, 2016.

**ALL-AMERICANS AS A HEAD COACH**

2017	Saquon Barkley...1st Team (Consensus)	2014	Mike Hull.....2nd Team
2016	Mike Gesicki.....2nd Team	2013	Jordan Matthews.....1st Team
2015	Saquon Barkley.....3rd Team	2012	Jordan Matthews.....3rd Team
	Carl Nassib...1st Team (Consensus)	2011	Casey Hayward.....2nd Team

**AWARD WINNERS AS A HEAD COACH**

2017	Saquon Barkley..... Paul Hornung Award Winner
	.....Graham-George Big Ten Offensive Player of the Year
	.....Ameche-Dayne Big Ten Running Back of the Year
	.....Rodgers-Dwight Big Ten Return Specialist of the Year
	.....Chicago Tribune Silver Football Award
	Brandon Smith..... Allstate AFCA Good Works Team
2016	Saquon Barkley..... Graham-George Big Ten Offensive Player of the Year
	.....Ameche-Dayne Big Ten Running Back of the Year
	.....Chicago Tribune Silver Football Award
	Tyler Davis..... Vlade Award
2015	Carl Nassib..... Rotary Lombardi Award
	.....Ted Hendricks Award
	.....Lott IMPACT Award
	.....CBS Sports National Defensive Player of the Year
	.....Nagurski-Woodson Big Ten Defensive Player of the Year
	Ben Kline..... Allstate AFCA Good Works Teams
2014	Mike Hull..... Butkus-Fitzgerald Big Ten Linebacker of the Year

**NFL DRAFT PICKS**

**As a Head Coach:** (V) - indicates Franklin coached NFL Draft pick while at Vanderbilt.

2019	Miles Sanders..... 2..... 53..... Philadelphia Eagles
	Connor McGovern..... 3..... 90..... Dallas Cowboys
	Shareef Miller..... 4..... 138..... Philadelphia Eagles
	Amani Oruwariye..... 5..... 146..... Detroit Lions
	Trace McSorley..... 6..... 197..... Baltimore Ravens
	Nick Scott..... 7..... 243..... Los Angeles Ram
2018	Saquon Barkley..... 1..... 2..... New York Giants
	Mike Gesicki..... 2..... 42..... Miami Dolphins
	Oren Burks (V)..... 3..... 88..... Green Bay Packers
	Troy Apke..... 4..... 109..... Washington Redskins
	DaeSean Hamilton..... 4..... 113..... Denver Broncos
	Marcus Allen..... 5..... 148..... Pittsburgh Steelers
	Christian Campbell..... 6..... 182..... Arizona Cardinals
2017	Zach Cunningham (V)..... 2..... 57..... Houston Texans
	Chris Godwin..... 3..... 84..... Tampa Bay Buccaneers
	Will Holden (V)..... 5..... 157..... Arizona Cardinal
2016	Austin Johnson..... 2..... 43..... Tennessee Titans
	Christian Hackenberg..... 2..... 51..... New York Jets
	Carl Nassib..... 2..... 65..... Cleveland Browns
	Anthony Zettel..... 6..... 202..... Detroit Lions
	Jordan Lucas..... 6..... 204..... Miami Dolphins
	Stephen Weatherly (V)..... 7..... 227..... Minnesota Vikings
2015	Donovan Smith..... 2..... 34..... Tampa Bay Buccaneers
	Adrian Amos..... 5..... 142..... Chicago Bears
	Jesse James..... 5..... 160..... Pittsburgh Steelers
2014	Jordan Matthews..... 2..... 42..... Philadelphia Eagles
	Wesley Johnson..... 5..... 173..... Pittsburgh Steelers
	Andre Hal..... 7..... 216..... Houston Texans
2013	Zac Stacy..... 5..... 160..... St. Louis Rams
	Ryan Seymour..... 7..... 220..... Seattle Seahawks
2012	Casey Hayward..... 2..... 62..... Green Bay Packers
	Tim Fugger..... 7..... 214..... Indianapolis Colts

**As an Assistant Coach:**

2011	Torrey Smith..... 2..... 58..... Baltimore Ravens
	Da'Rel Scott..... 7..... 211..... New York Giants
2010	Bruce Campbell..... 4..... 106..... Oakland Raiders
2009	Darrius Heyward-Bey..... 1..... 7..... Oakland Raiders
	Josh Freeman..... 1..... 17..... Tampa Bay Buccaneers
	Jaimie Thomas..... 7..... 236..... Indianapolis Colts
	Dan Gronkowski..... 7..... 255..... Detroit Lions
2008	Jordy Nelson..... 2..... 36..... Green Bay Packers
2007	Yamon Figurs..... 3..... 74..... Baltimore Ravens
	Thomas Clayton..... 6..... 186..... San Francisco 49ers

**FRANKLIN RECORDS VS. OPPONENTS**

Akron	2	0	Georgia	1	3	Mississippi	2	1	Tennessee	2	1
Alabama	0	1	Georgia State	1	0	Missouri	1	1	Texas A&M	0	1
Appalachian State	1	0	Houston	1	0	NC State	1	0	UAB	1	0
Arkansas	0	1	Idaho	1	0	Nebraska	1	0	UCF	1	0
Army	2	0	Illinois	2	1	Northwestern	1	3	UMass	3	0
Auburn	1	0	Indiana	5	0	Ohio State	1	4	USC	0	1
Austin Peay	1	0	Iowa	4	0	Pittsburgh	3	1	Wake Forest	3	0
Boston College	1	0	Kent State	2	0	Presbyterian	1	0	Washington	1	0
Buffalo	2	0	Kentucky	3	1	Purdue	2	0	Wisconsin	2	0
Cincinnati	0	1	Maryland	5	1	Rutgers	5	0	<b>Total</b>	<b>77</b>	<b>36</b>
Connecticut	1	0	Michigan	2	4	San Diego State	1	0			
Elon	1	0	Michigan State	2	4	South Carolina	0	3			
Florida	1	2	Minnesota	1	0	Temple	2	1			

# 6 2019 PENN STATE FOOTBALL

## STATISTICAL HIGHS & LOWS UNDER JAMES FRANKLIN

**Penn State Total Offense Highs**  
**673** ..... Idaho, 2019  
 643 ..... Kent State, 2018  
**619** ..... at Maryland, 2019  
 609 ..... Nebraska, 2017  
 599 ..... Iowa, 2016  
 591 ..... at Illinois, 2018  
 579 ..... at Iowa, 2017  
 569 ..... Akron, 2017  
 565 ..... Maryland, 2018  
 549 ..... at Rutgers, 2016

**Penn State Total Offense Lows**  
 180 ..... at Temple, 2015  
 186 ..... at Michigan, 2018  
 191 ..... at Michigan, 2016  
 207 ..... Michigan, 2015  
 214 ..... at Michigan, 2014  
 219 ..... Maryland, 2014  
 233 ..... Michigan State, 2014  
 240 ..... Ohio State, 2014  
 264 ..... Army, 2015  
 265 ..... at Illinois, 2014

**Penn State First Down Highs**  
**35** ..... Idaho, 2019  
 32 ..... Nebraska, 2017  
 31 ..... at Illinois, 2018  
**30** ..... at Maryland, 2019  
 29 ..... at Iowa, 2017  
 28 ..... Maryland, 2016  
 28 ..... at Maryland, 2017  
 28 ..... Maryland, 2018  
 27 ..... Akron, 2014  
 26 ..... Kent State, 2018

**Penn State First Down Lows**  
 9 ..... at Temple, 2015  
 11 ..... at Michigan, 2018  
 12 ..... Army, 2015  
 12 ..... at Michigan, 2016  
 13 ..... Ohio State, 2016  
 14 ..... Northwestern, 2014  
 14 ..... at Ohio State, 2015  
 14 ..... Michigan, 2015  
 14 ..... Pittsburgh, 2017  
 14 ..... Michigan State, 2018  
**14** ..... at Buffalo, 2019  
**14** ..... Michigan, 2019

**Penn State Rushing Yardage Highs**  
 387 ..... at Illinois, 2018  
 372 ..... Maryland, 2016  
 359 ..... Iowa, 2016  
 340 ..... at Rutgers, 2016  
**331** ..... Idaho, 2019  
 330 ..... Rutgers, 2015  
 310 ..... Maryland, 2018  
 297 ..... Kent State, 2018  
 295 ..... at Iowa, 2017  
 286 ..... at Maryland, 2017  
 263 ..... Nebraska, 2017

**Penn State Rushing Yardage Lows**  
 16 ..... Ohio State, 2014  
 38 ..... Michigan State, 2014  
 39 ..... Indiana, 2017  
 42 ..... Maryland, 2014  
 48 ..... at Maryland, 2015  
 50 ..... Northwestern, 2014  
 51 ..... vs. Wisconsin, 2016  
 54 ..... at Michigan, 2014  
 57 ..... vs. UCF, 2014  
 64 ..... at Rutgers, 2014

**Penn State Rushing Attempts Highs**  
 62 ..... Maryland, 2016  
**53** ..... at Iowa, 2019  
 52 ..... Iowa, 2016  
 51 ..... at Iowa, 2017  
 51 ..... at Illinois, 2018  
 49 ..... at Rutgers, 2016  
 48 ..... at Maryland, 2017  
 47 ..... Temple, 2014  
 47 ..... at Illinois, 2014  
 47 ..... Wisconsin, 2018

**Penn State Rushing Attempts Lows**  
 22 ..... Michigan State, 2014  
 22 ..... Michigan, 2015  
 24 ..... Pittsburgh, 2017  
 24 ..... Georgia State, 2017  
**24** ..... Buffalo, 2019  
 25 ..... Northwestern, 2014  
 27 ..... at Temple, 2015  
 28 ..... vs. UCF, 2014  
 28 ..... at Michigan, 2016  
 28 ..... Minnesota, 2016

**Penn State Passing Yardage Highs**  
 454 ..... vs. UCF, 2014  
**421** ..... at Maryland, 2019  
 401 ..... at Michigan St., 2017  
 386 ..... Michigan St., 2016  
 384 ..... vs. Wisconsin, 2016  
 371 ..... vs. Boston College, 2014  
 360 ..... Georgia State, 2017  
 346 ..... Nebraska, 2017  
 346 ..... Kent State, 2018  
 342 ..... vs. Washington, 2017

**Penn State Passing Yardage Lows**  
 93 ..... at Illinois, 2014  
 103 ..... at Temple, 2015  
 112 ..... Temple, 2014  
 118 ..... at Michigan, 2018  
 120 ..... at Ohio State, 2015  
 121 ..... at Michigan, 2016  
 128 ..... Buffalo, 2015  
 137 ..... Michigan, 2015  
 141 ..... Rutgers, 2015  
 152 ..... Maryland, 2016

**Penn State Passing Attempt Highs**  
 50 ..... Ohio State, 2014  
 50 ..... vs. Boston College, 2014  
 48 ..... at Iowa, 2017  
 48 ..... at Michigan State, 2017  
 47 ..... vs. UCF, 2014  
 47 ..... at Michigan State, 2015  
 46 ..... Northwestern, 2014  
 45 ..... Michigan State, 2014  
 44 ..... at Rutgers, 2014  
 42 ..... Maryland, 2014  
 42 ..... vs. Georgia, 2015  
 42 ..... Minnesota, 2016

**Penn State Passing Attempt Lows**  
 13 ..... at Ohio State, 2015  
 16 ..... at Illinois, 2014  
 17 ..... at Michigan, 2018  
 18 ..... Iowa, 2016  
 19 ..... Rutgers, 2015  
 19 ..... Army, 2015  
 19 ..... Maryland, 2016  
 20 ..... at Illinois, 2018  
 21 ..... Rutgers, 2017  
 22 ..... at Michigan State, 2017  
**22** ..... Buffalo, 2019

**Penn State Pass Completions Highs**  
 34 ..... vs. Boston College, 2014  
 32 ..... vs. UCF, 2014  
 32 ..... vs. Washington, 2014  
 31 ..... Ohio State, 2014  
 31 ..... at Iowa, 2017  
 29 ..... at Northwestern, 2017  
**29** ..... at Maryland, 2019  
 27 ..... at Michigan State, 2015  
 27 ..... at Michigan State, 2017  
 26 ..... Nebraska, 2017

**Penn State Pass Completions Lows**  
 7 ..... at Ohio State, 2015  
 8 ..... at Illinois, 2014  
 8 ..... Ohio State, 2016  
 8 ..... at Michigan, 2018  
 10 ..... Rutgers, 2015  
 10 ..... Army, 2015  
 10 ..... Maryland, 2016  
 11 ..... at Temple, 2015  
 11 ..... Iowa, 2016  
 12 ..... at Indiana, 2014  
 12 ..... Temple, 2014  
**12** ..... Iowa, 2019

**Penn State Scoring Highs**  
**79** ..... Idaho, 2019  
 66 ..... at Maryland, 2017  
 63 ..... Kent State, 2018  
 63 ..... at Illinois, 2018  
 62 ..... Purdue, 2016  
**59** ..... at Maryland, 2019  
 56 ..... Georgia State, 2017  
 56 ..... Nebraska, 2017  
 52 ..... Akron, 2017  
 51 ..... at Pittsburgh, 2018

**Penn State Scoring Lows**  
 6 ..... Northwestern, 2014  
 7 ..... at Michigan, 2018  
 10 ..... Michigan State, 2014  
 10 ..... at Temple, 2015  
 10 ..... at Ohio State, 2015  
 10 ..... at Michigan, 2016  
 13 ..... at Rutgers, 2014  
 13 ..... at Michigan, 2014  
 13 ..... at Indiana, 2014  
 14 ..... at Illinois, 2014

**Opponent Total Offense Highs**  
 575 ..... vs. USC, 2016  
 554 ..... at Indiana, 2018  
 529 ..... at Ohio State, 2017  
 515 ..... at Michigan, 2017  
 474 ..... at Michigan St., 2016  
 469 ..... Minnesota, 2016  
 466 ..... vs. Maryland, 2015  
 466 ..... Nebraska, 2017  
 454 ..... at Indiana, 2016  
 436 ..... at Michigan St., 2015

**Opponent Total Offense Lows**  
 87 ..... at Rutgers, 2016  
**104** ..... Purdue, 2019  
**128** ..... at Maryland, 2019  
**145** ..... Idaho, 2019  
 159 ..... Akron, 2017  
 167 ..... Illinois, 2015  
 194 ..... Maryland, 2014  
 200 ..... Rutgers, 2017  
 221 ..... at Indiana, 2014  
 221 ..... Kent State, 2018

**Opponent First Down Highs**  
 33 ..... vs. USC, 2016  
 32 ..... at Indiana, 2018  
 31 ..... Minnesota, 2016  
 27 ..... at Ohio State, 2017  
 26 ..... Michigan State, 2016  
 26 ..... at Illinois, 2018  
**26** ..... Michigan, 2019  
 25 ..... at Ohio State, 2015  
 25 ..... at Michigan, 2016  
 25 ..... at Michigan State, 2017  
 25 ..... Michigan State, 2018

**Opponent First Down Lows**  
 5 ..... at Rutgers, 2016  
**5** ..... Idaho, 2019  
 8 ..... Temple, 2014  
**8** ..... Purdue, 2019  
 10 ..... Rutgers, 2017  
**10** ..... at Maryland, 2019  
 11 ..... vs. UCF, 2014  
 11 ..... Maryland, 2016  
 11 ..... at Iowa, 2017  
 11 ..... at Maryland, 2017

**Opponent Rushing Yardage Highs**  
 341 ..... at Pitt, 2016  
 326 ..... at Michigan, 2016  
 315 ..... at Ohio State, 2015  
 285 ..... vs. Boston College, 2014  
 261 ..... Army, 2015  
 259 ..... at Michigan, 2018  
 245 ..... at Pittsburgh, 2018  
 245 ..... at Illinois, 2018  
 241 ..... vs. Maryland, 2015  
 241 ..... vs. Wisconsin, 2016

**Opponent Rushing Yardage Lows**  
**-19** ..... Purdue, 2019  
 3 ..... UMass, 2014  
**4** ..... Idaho, 2019  
 24 ..... vs. UCF, 2014  
**24** ..... Pittsburgh, 2019  
 30 ..... Iowa, 2016  
 33 ..... Maryland, 2014  
 37 ..... Illinois, 2015  
 38 ..... vs. Temple, 2016  
 39 ..... at Rutgers, 2016

**Opponent Rushing Attempts Highs**  
**58** ..... Buffalo, 2019  
 57 ..... Ohio State, 2014  
 56 ..... at Pitt, 2016  
 55 ..... Army, 2015  
 55 ..... at Rutgers, 2018  
 52 ..... at Pittsburgh, 2018  
 52 ..... at Michigan, 2018  
 50 ..... at Ohio State, 2015  
 49 ..... at Michigan, 2016  
 49 ..... vs. Wisconsin, 2016  
 49 ..... Georgia State, 2017

**Opponent Rushing Attempts Lows**  
 20 ..... Temple, 2014  
 23 ..... at Iowa, 2017  
 25 ..... Akron, 2014  
 25 ..... at Maryland, 2017  
**25** ..... Pittsburgh, 2019  
 26 ..... Purdue, 2016  
 26 ..... Iowa, 2016  
 26 ..... Nebraska, 2017  
 26 ..... vs. Washington, 2017  
 27 ..... at Illinois, 2014  
 27 ..... Illinois, 2015

**Opponent Passing Yardage Highs**  
 453 ..... vs. USC, 2016  
 400 ..... at Michigan St., 2017  
 399 ..... Nebraska, 2017  
**372** ..... Pittsburgh, 2019  
 344 ..... at Indiana, 2016  
 330 ..... Army, 2018  
 328 ..... at Ohio State, 2017  
 295 ..... Purdue, 2016  
 295 ..... Michigan St., 2018  
 292 ..... Appalachian St., 2018

**Opponent Passing Yardage Lows**  
 32 ..... Army, 2015  
 34 ..... Rutgers, 2017  
 46 ..... at Rutgers, 2018  
 48 ..... at Rutgers, 2016  
 55 ..... at Pittsburgh, 2018  
 60 ..... Wisconsin, 2018  
 68 ..... at Indiana, 2014  
**68** ..... at Maryland, 2019  
 74 ..... Ohio State, 2014  
 86 ..... Akron, 2017

**Opponent Passing Attempt Highs**  
 56 ..... at Michigan State, 2017  
 55 ..... Purdue, 2016  
 55 ..... at Indiana, 2018  
 54 ..... vs. USC, 2016  
 53 ..... Michigan State, 2018  
**51** ..... Pittsburgh, 2019  
 50 ..... Iowa, 2018  
 46 ..... Akron, 2014  
 46 ..... Michigan State, 2016  
 44 ..... Illinois, 2015

**Opponent Passing Attempt Lows**  
 1 ..... Army, 2015  
 15 ..... at Pitt, 2016  
 15 ..... vs. Kentucky, 2018  
 16 ..... Maryland, 2016  
 16 ..... at Rutgers, 2018  
 17 ..... at Rutgers, 2016  
 17 ..... at Michigan, 2018  
 18 ..... at Pittsburgh, 2018  
 19 ..... Ohio State, 2014  
 19 ..... at Ohio State, 2015

**Opponent Pass Completions Highs**  
 36 ..... Purdue, 2016  
**35** ..... Pittsburgh, 2019  
 35 ..... at Indiana, 2018  
 33 ..... vs. USC, 2016  
 33 ..... at Ohio State, 2017  
 33 ..... at Michigan State, 2017  
 28 ..... Ohio State, 2016  
 27 ..... Rutgers, 2015  
 26 ..... at Illinois, 2014  
 26 ..... Nebraska, 2017  
 26 ..... Appalachian State, 2018

**Opponent Pass Completions Lows**  
 1 ..... Army, 2015  
 5 ..... at Rutgers, 2018  
 7 ..... at Rutgers, 2016  
 7 ..... Rutgers, 2017  
 9 ..... at Pittsburgh, 2018  
 9 ..... Wisconsin, 2018  
 9 ..... vs. Kentucky, 2018  
 10 ..... San Diego St., 2015  
 10 ..... Maryland, 2016  
 11 ..... vs. Boston College, 2014  
 11 ..... at Pitt, 2016  
 11 ..... at Michigan, 2018  
**11** ..... at Maryland, 2019

**Opponent Scoring Highs**  
 55 ..... at Michigan State, 2015  
 52 ..... vs. USC, 2016  
 49 ..... at Michigan, 2016  
 44 ..... Nebraska, 2017  
 42 ..... at Pitt, 2016  
 42 ..... at Michigan, 2018  
 39 ..... at Ohio State, 2017  
 38 ..... at Ohio State, 2015  
 38 ..... Appalachian State, 2018  
 34 ..... Michigan State, 2014

**Opponent Scoring Lows**  
 0 ..... Illinois, 2015  
 0 ..... at Rutgers, 2016  
 0 ..... Akron, 2017  
 0 ..... Georgia State, 2017  
**0** ..... at Maryland, 2019  
 3 ..... Rutgers, 2015  
 3 ..... Akron, 2014  
 3 ..... at Maryland, 2017  
 3 ..... Maryland, 2018  
 6 ..... Rutgers, 2017  
 6 ..... at Pittsburgh, 2018



**SERIES NOTES**

**RING THE BELL**

- The Governor's Victory Bell is awarded to the victor of the Penn State-Minnesota contest.
- Instituted in 1993 by Governor Robert Casey of Pennsylvania and Governor Arne Carlson of Minnesota when the Nittany Lions began Big Ten play, the Bell is joined by the Land Grant Trophy (Michigan State) as Penn State's two trophy contests.
- Minnesota provided the opposition for Penn State's first Big Ten game on Sept. 4, 1993.
- Then-acting Governor Mark Singel of Pennsylvania and Carlson presented an artist's conception of the Governor's Victory Bell on that day prior to kickoff.

**HEAD COACH P.J. FLECK**

- P.J. Fleck is in his third season as head coach at Minnesota.
- In 2018, Fleck led Minnesota to a 7-6 record and a win over Georgia Tech, 34-10, in the Quick Lane Bowl.
- Fleck was previously the head coach at Western Michigan for four seasons. The Broncos were 1-11 in his first year in 2013, but ended the 2016 season with a No. 12 ranking, a 13-1 record, a conference championship and a berth in the Cotton Bowl.
- Fleck played receiver at Northern Illinois from 1999-2003 before going on to the NFL. He and Michigan's Jim Harbaugh are the only Power Five conference coaches who both played and coached in the NFL.

**SCOUTING THE GOLDEN GOPHERS**

- The Gophers are strong on both sides of the ball ranking third in the Big Ten in both total (429.5 ypg) and scoring (38.4 ppg) offense and sixth in both total (283.8 ypg) and scoring (20.0 ppg) defense.
- Minnesota leads the Big Ten and ranks ninth in FBS with 11 interceptions, led by Antoine Winfield Jr. with five to lead the Big Ten and rank second in FBS.
- Quarterback Tanner Morgan is among the Big Ten leaders in multiple categories, highlighted by an average of 15.6 yards per completion to lead the Big Ten and rank fifth in FBS.
- Running back Rodney Smith ranks 12th in FBS and third in the Big Ten with 111.1 rushing yards per game.
- The offense boasts a 50 percent conversion rate on third down that ranks eighth in FBS and second only to Ohio State in the Big Ten.

**TOP PERFORMANCES - PENN STATE**

**Rushing**

Zach Zwinak	26 for 150 yds, TD ('13)
Tony Hunt	31 for 144 yds, 2 TD ('06)
Ki-Jana Carter	20 for 210 yds, 3 TD ('94)

**Passing**

Trace McSorley	19-of-41, 335 yds, 1 TD ('16)
Daryll Clark	21-of-32, 287 yds, 1 TD ('09)
Anthony Morelli	20-of-34, 281 yds, 2 TD ('06)
Kerry Collins	19-for-23, 260 yds, 3 TD ('94)
John Sacca	18 for 32, 274 yds, 4 TD ('93)

**Receiving**

Derek Moye	3 for 81 yds, 2 TD ('10)
Tony Hunt	7 for 110 yds ('04)
Bobby Engram	8 for 165 yds, 4 TD ('93)

**TOP PERFORMANCES - MINNESOTA**

**Rushing**

David Cobb	27 for 139 yds, TD ('13)
DeLeon Eskridge	26 for 111 yds ('10)
Laurence Maroney	25 for 144 yds, 1 TD ('04)
Thomas Hamner	32 for 154 yds ('97)

**Passing**

Adam Weber	26-of-49, 299 yds, 3 TD ('10)
Brian Cupito	25-of-36, 347 yds, 2 TD ('06)
Tim Schade	34-of-66, 478 yds, 2 TD ('93)

**Receiving**

Da'Jon McKnight	8 for 103 yds, 3 TD ('10)
Omar Douglas	11 for 193 yds, 1 TD ('93)

**SERIES RECORD**

Penn State and Minnesota have met 14 times, with Penn State owning an 9-5 advantage overall and a 4-3 edge in Minneapolis. The Nittany Lions and Golden Gophers have played exclusively as Big Ten foes, with Penn State hosting Minnesota in its first Big Ten game in 1993.

The Lions have won five out of the last six meetings, with the lone loss coming on their last trip to the North Star State in 2013. The teams last met in 2016, with Penn State earning a thrilling 29-26 win in overtime.

Year	Site	Result
1993	Home	Penn State, 38-20
1994	Away	Penn State, 56-3
1997	Home	Penn State, 16-15
1998	Away	Penn State, 27-17
1999	Home	Minnesota, 23-24
2000	Away	Minnesota, 25-16
2003	Home	Minnesota, 20-14
2004	Away	Minnesota, 16-7
2005	Home	Penn State, 44-14
2006	Away	Penn State, 28-27 (OT)
2009	Home	Penn State, 20-0
2010	Away	Penn State, 33-21
2013	Away	Minnesota, 24-10
2016	Home	Penn State, 29-26 (OT)

**LAST MEETING**

**NIITTANY LIONS RALLY PAST GOPHERS IN OT TO IGNITE HISTORIC 2016 CAMPAIGN**

Saquon Barkley broke through the Minnesota defense on Penn State's first offensive snap in overtime, allowing the Nittany Lions to reclaim the Governor's Victory Bell with a 29-26 win over the Golden Gophers. The win proved to be one of the most significant in recent Nittany Lion history, as it was the first of nine-straight wins following a rocky 2-2 start to the season. Penn State would go on to win the Big Ten Championship and earn a berth in the Rose Bowl.

Barkley's overtime heroics followed a breakout game by quarterback Trace McSorley, who accounted for 408 yards of total offense - 335 passing and 73 rushing - to mark the now-fifth highest total in school history.

Minnesota led 13-3 at halftime, but the Nittany Lions fought back with 17 points on three consecutive possessions in the third quarter for a 20-13 lead. Minnesota responded as running back Shannon Brooks broke free for a 37-yard touchdown to tie the game early in the fourth quarter and Emmitt Carpenter kicked a 37-yard field goal with 54 seconds remaining in regulation, but Penn State was able to force overtime with a late drive. Penn State started at its own 25 after a touchback, and got rolling on third-and-10 on a 20-yard reception by Chris Godwin. A 7-yard reception by DeAndre Thompkins to the Minnesota 48 and a spike by McSorley stopped the clock with 20 seconds to go and third-and-3 looming. McSorley looked to pass on the next play, but scrambled for 26 yards out-of-bounds to the Minnesota 22 with 11 seconds remaining. After an incompletion and Minnesota timeout, Tyler Davis drilled a 40-yard field goal with two seconds remaining to force overtime.

In overtime, Carpenter kicked a 46-yard field goal to give Minnesota a 23-20 lead, but Penn State needed just one play on its offensive possession to score a game-winning touchdown. McSorley handed off to Barkley, who found a hole, juiced a Minnesota defender and outran the rest of the Gophers for the game-ending score.



**TEAM STATISTICS**

	MINN	PSU
First Downs	31	19
Rushing Yards	228	136
Passing Yards	241	335
Passing (C-A-Int)	24-41-1	19-42-0
Total Offense	469	471
Plays	89	70
Fumbles (#-Lost)	0-0	0-0
Penalties (#-Yards)	8-83	5-65
Possession Time	36:49	23:11
3rd Down Conv.	6-17	4-15
Red Zone	4-5	3-3
Touchdowns	1	1
Field Goals	3	2

**GAME LEADERS**

\* Top performers from each school based on yardage.

**PENN STATE**

**Passing**

Trace McSorley	19-of-41 for 335 yds 1 TD/0 INT
----------------	------------------------------------

**Rushing**

Trace McSorley	8 for 73 yds, 1 TD
Saquon Barkley	20 for 63 yds, 1 TD

**Receiving**

Chris Godwin	4 for 97 yds
Irvin Charles	1 for 80 yds, 1 TD

**Tackles (U-A-Total)**

Marcus Allen	8-14-22
Cam Brown	6-3-9

**MINNESOTA**

**Passing**

Mitch Leidner	24-of-40 for 241 yds 1 TD/1 INT
---------------	------------------------------------

**Rushing**

Rodney Smith	23 for 104 yds
Shannon Brooks	14 for 100 yds, 1 TD

**Receiving**

Brian Smith	7 for 101 yds
Drew Wolitarsky	7 for 69 yds, 1 TD

**Tackles (U-A-Total)**

Damarius Travis	4-5-9
Antoine Winfield Jr.	6-2-8

**OTHER**

Date	October 1, 2016
Location	University Park, Pa.
Stadium	Beaver Stadium
Attendance	95,332
Time of Game	3:51
Penn State	3-2, 1-1 Big Ten
Minnesota	3-1, 0-1 Big Ten

# 8 2019 PENN STATE FOOTBALL

## RECORD BREAKDOWN

Overall Record	8-0
Day Games	4-0
Night Games (6 p.m. or later)	4-0
TV Games	8-0
ABC	4-0
BTN	1-0
ESPN	1-0
FOX	1-0
FS1	1-0
Scoring First	7-0
Opponent Scoring First	1-0
Leading at the Half	6-0
Trailing at the Half	1-0
Tied at the Half	1-0
Leading after Third Qtr.	8-0
Trailing after Third Qtr.	0-0
Tied after Third Qtr.	0-0
Overtime Games	0-0
Scoring less than 20 pts	2-0
Scoring 20-29 points	2-0
Scoring 30-39 Points	1-0
Scoring 40+ Points	3-0
Allowing 10 points or less	5-0
Allowing 11-20 points	2-0
Allowing 21-30 points	1-0
Allowing 31+ points	0-0
Rushing for less than 100 yds	1-0
Rushing for 100-199 yds	6-0
Rushing for 200-299 yds	0-0
Rushing for 300+ yds	1-0
Passing for less than 200 yds	3-0
Passing for 200-299 yds	3-0
Passing for 300-399 yds	1-0
Passing for 400+ yds	1-0
Totalling less than 300 yds total offense	2-0
300-399 yds of total offense	3-0
400-499 yds of total offense	1-0
500+ yds of total offense	2-0
Allowing less than 100 yds rushing	6-0
Allowing more than 100 yds rushing	2-0
Allowing less than 300 yds total offense	4-0
Allowing 300+ yds total offense	4-0
Having a 100-yd rusher	4-0
Having two 100-yd rushers	0-0
Not having a 100-yd rusher	4-0
Opp. having a 100-yd rusher	0-0
No turnovers	3-0
1-3 turnovers	5-0
4+ turnovers	0-0
No takeaways	1-0
1 or 2 takeaways	5-0
3 or more takeaways	2-0
More than 30:00 of possession	5-0
Less than 30:00 of possession	3-0

## MINNESOTA NOTES

### WINNING THE WEST

- Penn State has won its last 12 games against Big Ten West Division opponents, dating back to an overtime win over Minnesota on Oct. 1, 2016.
- Penn State's last loss to a Big Ten West team was at Northwestern in 2015 (23-21).
- The streak includes Penn State's Big Ten Championship Game victory over Wisconsin in 2016.

Date	Opponent	Result
Oct. 1, 2016	Minnesota	W, 29-26 (OT)
Oct. 29, 2016	at Purdue	W, 62-24
Nov. 5, 2016	Iowa	W, 41-14
Dec. 3, 2016	vs. No. 6 Wisconsin	W, 38-31
Sept. 23, 2017	at Iowa	W, 21-19
Oct. 7, 2017	at Northwestern	W, 31-7
Nov. 18, 2017	Nebraska	W, 56-44
Sept. 21, 2018	at Illinois	W, 63-24
Oct. 27, 2018	No. 18 Iowa	W, 30-24
Nov. 10, 2018	Wisconsin	W, 22-10
Oct. 5, 2019	Purdue	W, 35-7
Oct. 12, 2019	at No. 17 Iowa	W, 17-12
Nov. 9, 2019	at No. 13 Minnesota	--

### PENN STATE-MINNESOTA CONNECTIONS

- Penn State sophomore WR **KJ Hamler** and freshmen RB **Noah Cain** and CB **Makai Self** and Minnesota junior WR Brock Annexstad, sophomores QB Zack Annexstad and OL Daniel Faalele, redshirt freshman OL Curtis Dunlap Jr. all attended IMG Academy in Bradenton, Florida. Cain, Zack Annexstad, Faalele and Dunlap were on the 2017 team, and Hamler and Brock Annexstad joined those four in 2016.
- Minnesota cornerbacks coach Rod Chance was on Penn State head coach **James Franklin's** Vanderbilt staff in 2013 as a quality control assistant. Other current Penn State coaches on Vanderbilt's staff at the time were **Brent Pry, Ricky Rahne, Sean Spencer** and **Dwight Galt**.
- Penn State offensive line coach **Matt Limegrover** served as the offensive coordinator and line coach at Minnesota from 2011-15, and was also the assistant head coach from 2014-15.
- Limegrover coached with Minnesota head coach P.J. Fleck at Northern Illinois from 2008-09. Limegrover was the offensive coordinator and offensive line coach, while Fleck was the wide receivers coach.
- Limegrover and Fleck coached current Minnesota wide receivers/passing game coordinator Matt Simon in 2008 when he was a wide receiver for Northern Illinois. Simon joined Limegrover on Northern Illinois' staff in 2010 as offensive quality control assistant.
- Fleck has faced Penn State once before, as he was a graduate assistant at Ohio State in 2006.
- Penn State Assistant Athletics Director, Performance Enhancement **Dwight Galt** coached with Minnesota defensive line coach Jim Panagos at Maryland in 1993. Galt was the assistant strength and conditioning coach and Panagos was a defensive line assistant.

### PSU ON ABC

- Penn State is appearing on ABC for its fifth time this season, fourth consecutive game and 185th time all-time, the most of any other network.
- Penn State is 109-75-1 all-time playing on ABC.

### ON TV

- Penn State has had 307 of its last 309 games televised, including 194 consecutive games.
- Over the last 15 seasons, every Penn State game has aired on either ABC, FOX, BTN, NBC or an ESPN channel.

### IT'S BEEN AWHILE

- Penn State has not played at Minnesota since Nov. 9, 2013, but it's only the second-longest current gap in between Big Ten visits for the Nittany Lions.
- Penn State has not visited Nebraska since Nov. 10, 2012, but will do so Nov. 7, 2020.
- Penn State has not visited Wisconsin since Nov. 24, 2013, but will do so in the 2021 season-opener and again in 2024.

### Penn State vs. the Big Ten West

Team	Away		Home	
	Last	Next	Last	Next
Illinois	2018	2023	2015	2021
Iowa	2019	2021	2018	2020
Minnesota	2013	2019	2016	2022
Nebraska	2012	2020	2017	2024
N'western	2017	2023	2014	2020
Purdue	2016	2022	2019	2025
Wisconsin	2012	2021	2018	N/A

### COMING OFF A BYE

- Penn State was successful coming off its first bye week of the season (Sept. 21), earning a 59-0 win at Maryland, and is now coming off its second of the year.
- The last time Penn State had two bye weeks in a season was during 2013 and 2014. The Nittany Lions went 0-4 following those bye weeks, coming up short against Indiana (Oct. 5) and Ohio State (Oct. 26) in 2013 and Michigan (Oct. 11) and Ohio State (Oct. 25) in 2014.
- Penn State has a 18-15 record after a bye week since starting Big Ten competition in 1993.

### EIGHT OUT OF THE GATE

- Penn State is 8-0 to start the season for the first time since 2008 and the fourth time since joining the Big Ten in 1993.
- Penn State has reached 9-0 each time in its Big Ten era, going undefeated with a Rose Bowl win in 1994.
- The last time Penn State was 8-0 and played another 8-0 team was in 1978, defeating No. 5 Maryland.
- The contest is the second Big Ten match-up featuring teams that are 8-0 or better in the last 45 years.
- Per @ESPNStatsInfo, it will be the first time in the AP Poll era that two games between 8-0 teams are being played on the same day (LSU at Alabama).
- Penn State's eight-game winning streak is tied for the sixth-longest active streak in FBS.

	Opponent	Conference	Streak
1.	Clemson	ACC	W24
2.	Ohio State	Big Ten	W14
3.	Minnesota	Big Ten	W10
	Baylor	Big 12	W10
5.	LSU	SEC	W9
6.	PENN STATE	Big Ten	W8
	Alabama	SEC	W8
	Oregon	Pac-12	W8

## AT THE START

Opponent	Coin Toss	Choice	PSU 1st Drive	Opponent 1st Drive	Game Captains
IDAHO	Idaho won	Receive	Field Goal	Turnover on Downs	Cam Brown, Blake Gillikin, Jan Johnson, Garrett Taylor
BUFFALO	Buffalo won	Receive	Three-and-out	Punt	Cam Brown, Blake Gillikin, Jan Johnson, Garrett Taylor
PITTSBURGH	PSU won	Defer - Kickoff	Punt	Three-and-out	Cam Brown, Blake Gillikin, Jan Johnson, Garrett Taylor
at Maryland	PSU won	Defer - Kickoff	Touchdown	Interception	Cam Brown, Blake Gillikin, Jan Johnson, Garrett Taylor
PURDUE	Purdue won	Receive	Touchdown	Three-and-out	Cam Brown, Blake Gillikin, Jan Johnson, Garrett Taylor
at Iowa	PSU won	Defer - Kickoff	Three-and-out	Three-and-out	Cam Brown, Blake Gillikin, Jan Johnson, Garrett Taylor
MICHIGAN	PSU won	Defer - Kickoff	Punt	Punt	Cam Brown, Blake Gillikin, Jan Johnson, Garrett Taylor
at Michigan State	MSU won	Defer - Receive	Punt	Punt	Cam Brown, Blake Gillikin, Jan Johnson, Garrett Taylor
at Minnesota					
INDIANA					
at Ohio State					
RUTGERS					



**PENN STATE VS. BIG TEN**

- Penn State has won 27 out of its last 32 games against Big Ten opponents.
- Penn State won 13 consecutive games against Big Ten opponents from 2016-17, breaking its record of 12 from 1993-94.
- Penn State owns a 219-104-3 mark against Big Ten Conference teams since the Nittany Lions first opposed Ohio State in 1912.
- The Nittany Lions began play as a member of the Big Ten Conference in 1993 and have a 138-78 mark.
- Penn State played 109 games vs. the current Big Ten alignment when either or both Penn State itself (prior to 1993) or the opponent (Nebraska prior to 2011; Maryland and Rutgers prior to 2014) was not yet a member of the Big Ten. The Nittany Lions went 80-26-3 in those games.

Opponent	Record	1st Meeting	Last Meeting
Illinois	19-5	1954	2018
<b>Indiana</b>	<b>21-1</b>	<b>1993</b>	<b>2018</b>
<b>Iowa</b>	<b>17-12</b>	<b>1930</b>	<b>2019</b>
<b>Maryland</b>	<b>40-2-1</b>	<b>1917</b>	<b>2019</b>
<b>Michigan</b>	<b>9-14</b>	<b>1993</b>	<b>2019</b>
<b>Michigan State</b>	<b>16-17-1</b>	<b>1914</b>	<b>2019</b>
<b>Minnesota</b>	<b>9-5</b>	<b>1993</b>	<b>2016</b>
Nebraska	8-9	1920	2017
Northwestern	14-5	1993	2017
<b>Ohio State</b>	<b>14-20</b>	<b>1912</b>	<b>2018</b>
<b>Purdue</b>	<b>15-3-1</b>	<b>1951</b>	<b>2019</b>
<b>Rutgers</b>	<b>27-2</b>	<b>1918</b>	<b>2018</b>
Wisconsin	10-9	1953	2018

**Bold indicates 2019 opponent**

**HIGHLIGHTS**

**WINNING WAYS**

- The Nittany Lions have won their last 11 regular-season games.
- Penn State is 39-9 over the past four seasons (2016-19), which is the fifth-best record in FBS.
- Dating back to 2015, Penn State has won 29 of its last 32 home games.
- Penn State's 46 wins over the last five years (2015-19) rank tied for ninth in FBS and third in the Big Ten (Ohio State, 56; Wisconsin, 48).
- Penn State's 135 wins over the last 15 years (2005-19) rank tied for 12th in FBS and third in the Big Ten (Ohio State, 166; Wisconsin, 146).
- Penn State has clinched its 15th consecutive winning season. The Nittany Lions join Oklahoma, LSU and Boise State as the only teams with a winning season each of the last 15 years. Wisconsin can also join the list this year.
- Over the last 14 seasons, Penn State has totaled at least nine wins in nine seasons, including the last three seasons.
- Head coach **James Franklin** has guided his teams to a winning record each of the last eight seasons (2 at Vanderbilt, 6 at Penn State).
- Since 2016, Franklin's 81.25 percent (39-9) winning percentage ranks third among current FBS coaches behind Clemson's Dabo Swinney 94.34 percent (50-3) and Alabama's Nick Saban 94.23 percent (49-3).

**TE OF THE WEEK, AGAIN**

- TE **Pat Freiermuth** was selected as the John Mackey Award Tight End of the Week for a second time this season after a stellar outing at Michigan State.
- Freiermuth pulled in a career-high three touchdown catches for 60 yards.
- Freiermuth is the ninth player (11 occasions) and first tight end in Penn State history to have at least three touchdown receptions in a game, joining Bobby Engram (twice), Allen Robinson (twice), Freddie Scott, Joe Jurevicius, Deon Butler, Tony Johnson, Graham Zug and DaeSean Hamilton.

**BLACKLEDGE ON ABC BROADCAST TEAM**

- Former Penn State quarterback Todd Blackledge will be calling Saturday's game.
- Blackledge led Penn State to an 11-1 record and its first National Championship with a 27-23 victory over previously unbeaten Georgia in the 1983 Sugar Bowl. He earned the Davey O'Brien Award as the nation's top quarterback in 1982, was sixth in balloting for the Heisman Trophy and concluded his collegiate career with 26 school records.
- A three-year starter, Blackledge directed the Nittany Lions to a 29-4 record, including 13 comeback victories, from 1980-82, including two Fiesta Bowl wins and one Sugar Bowl victory.
- Blackledge began his national broadcasting career in 1994 with ABC Sports, serving as a studio and game analyst. He then served as a game analyst for ESPN (1997-98) before joining CBS in 1999. He returned to ESPN/ABC in 2006.
- Blackledge received the University's prestigious Distinguished Alumni Award in 2009.
- Blackledge earned a B.A. in speech communication in 1983, graduating Phi Beta Kappa with a 3.80 grade point average. A first-team Academic All-American, he also was presented the Eric Walker Award, given to the Penn State senior who has most "enhanced the esteem and recognition of the University." In 1997, Blackledge was inducted into the prestigious Academic All-America Hall of Fame.

**PENN STATE IN THE RANKINGS**

- Penn State is ranked No. 5 in both the Amway Coaches poll and Associated Press polls.
- Penn State's No. 5 AP ranking is its highest since being ranked No. 2 in the 2017 Week 8 & 9 polls.
- Penn State has been ranked in the AP Top 25 for the last 51 weeks, dating back to the 2016 season, for the fourth-longest streak in program history and longest streak since 1993-2000 when PSU was ranked for 121-straight weeks.

**Penn State AP Weekly Appearance Streaks**

#	Polls	First-Last
1	121	1993-2000
2	84	1970-1976
<b>3</b>	<b>51</b>	<b>2016-Pres.</b>
4	50	1979-1983
5	43	1985-1987
6	39	1990-1992
7	38	2008-2010
8	33	1977-1979
9	33	1967-1970
10	19	1947-1948

**See National Polls on Page 2**

- Penn State's streak is the fifth-longest active streak in FBS.

**Active AP Weekly Appearance Streaks**

#	Polls	Started
1	Alabama	190
2	Ohio State	125
3	Clemson	79
<b>4</b>	<b>Penn State</b>	<b>51</b>
5	Oklahoma	54
6	Georgia	43
7	Notre Dame	39
8	LSU	31
9	Michigan	27
10	Florida	22

**See National Polls on Page 2**

- Penn State is one of six teams (Alabama, Clemson, Ohio State, Oklahoma, Washington) to rank in the Top 15 of the CFP final rankings in each of the last three seasons (2016-18).
- Penn State has been ranked in the last 14 CFP rankings, dating back to its first-ever appearance in the first poll of the 2016 season.

**NATIONAL NITS**

Below is a list of Penn State players that rank among the top-50 individuals in the NCAA and/or top-10 in the Big Ten and top-25 teams and/or top-six in the Big Ten in the most recent season statistical rankings.

*Rankings listed NCAA/Big Ten | Stats current as of Nov. 2, 2019*

- RB Journey Brown
  - Long Rush - 85 (t-13/1)
- S Jaquan Brisker
  - Interceptions Per Game - 0.3 (t-70/t-6)
  - Interceptions - 2 (t-61/t-6)
- RB Noah Cain
  - Rushing Touchdowns - 6 (t-74/t-10)
- CB Tariq Castro-Fields
  - Interceptions Per Game - 0.3 (t-70/t-6)
  - Passes Defended - 1.3 (25/3)
  - Interceptions - 2 (t-61/t-6)
- QB Sean Clifford
  - Completion Percentage - .620 (55/5)
  - Completions Per Game - 16.75 (63/5)
  - Passing Efficiency - 164.9 (10/3)
  - Passing TDs - 20 (15/2)
  - Passing Yards - 1,931 (40/2)
  - Passing Yards Per Game - 241.4 (37/2)
  - Passing Yards Per Completion - 14.41 (12/2)
  - Points Responsible For - 140 (17/2)
  - Points Responsible For Per Game - 17.5 (12/2)
  - Total Offense - 276.4 (23/1)
  - Yards Per Pass Attempt - 8.94 (15/2)
  - Total Offense (Single Game) - 452 (26/2)
- WR Jahan Dotson
  - Yards Per Reception - 18.35 (42/5)
- CB Keaton Ellis
  - Forced Fumbles - 0.25 (t-33/t-7)
- RB Devyn Ford
  - Long Rush - 81 (21/2)
- TE Pat Freiermuth
  - Receiving Touchdowns - 7 (t-24/t-3)
- P Blake Gillikin
  - Punting - 42.2 (54/5)
- DE Yetur Gross-Matos
  - Sacks - 0.69 (t-36/t-6)
- WR KJ Hamler
  - All Purpose Yards Per Game - 120.13 (41/5)
  - Combined Kick Returns - 324 (45/6)
  - Kick Returns - 21.4 (58/6)
  - Punt Returns - 5.5 (47/5)
  - Receiving Touchdowns - 8 (t-13/t-1)
  - Receiving Yards - 620 (55/7)
  - Receiving Yards Per Game - 77.5 (39/5)
  - Receptions Per Game - 4.6 (89/7)
  - Total Touchdowns - 8 (t-55/t-7)
- DE Jayson Oweh
  - Forced Fumbles - 0.25 (t-33/t-7)
- K Jake Pinegar
  - Scoring - 6.8 (105/9)
  - Total Points Scored - 54 (111/10)
- CB John Reid
  - Interceptions Per Game - 0.3 (t-70/t-6)
  - Interceptions - 2 (t-61/t-6)
- K Jordan Stout
  - Long Field Goal - 57 (t-1/t-1)
- S Jonathan Sutherland
  - Blocked Kicks - 2 (t-1/1)
- DE Shaka Toney
  - Sacks - 0.69 (t-36/t-6)
  - Sacks (Single Game) - 3.0 (t-9/t-3)
- TEAM
  - 3rd Down Conversion Pct - .404 (60/7)
  - 3rd Down Conversion Pct Defense - .304 (15/4)
  - 4th Down Conversion Pct - .857 (4/1)
  - Blocked Kicks - 4 (3/1)
  - Blocked Punts - 3 (t-1/t-1)
  - Completion Percentage - .619 (51/5)
  - Fewest Penalties - 42 (16/5)
  - Fewest Penalties Per Game - 5.25 (24/6)
  - First Downs Defense - 130 (13/4)
  - Fumbles Lost - 4 (t-24/t-4)
  - Passes Had Intercepted - 3 (t-11/t-3)
  - Passing Offense - 252.0 (48/3)
  - Passing Yards Per Completion - 13.62 (27/2)
  - Punt Return Defense - 2.38 (9/1)
  - Red Zone Defense - .813 (50/5)
  - Red Zone Offense - .935 (13/2)
  - Rushing Defense - 68.4 (2/1)
  - Rushing Offense - 170.1 (61/7)
  - Sacks Allowed - 1.75 (50/4)
  - Scoring Defense - 9.6 (2/2)
  - Scoring Offense - 38.5 (12/2)
  - Team Passing Efficiency - 159.27 (16/3)
  - Team Passing Efficiency Defense - 103.96 (7/4)
  - Team Sacks - 3.75 (7/3)
  - Tackles for Loss - 8.4 (9/3)
  - Total Defense - 280.0 (9/5)
  - Total Offense - 422.1 (52/4)
  - Turnover Margin - 0.88 (10/3)
  - Turnovers Gained - 14 (38/5)
  - Turnovers Lost - 7 (9/2)
  - Winning Percentage - 1.000 (t-1/t-1)
  - Points (Single Game) - 79 (t-1/t-1)
  - Total Offense (Single Game) - 673 (22/2)
  - Total Defense (Single Game) - 104 (11/5); 128 (t-20/9)
  - Total Rush Defense (Single Game) - minus-19 (2/2); 4 (8/5)
  - Total Sacks (Single Game) - 10 (t-1/1); 7 (20/5)

# 10 2019 PENN STATE FOOTBALL

## WINNINGEST PROGRAMS

In its 133rd season of varsity football, Penn State has posted 895 victories to rank No. 8 in the nation. The Lions' success is not solely due to longevity though, as Penn State also ranks in the top 10 in all-time winning percentage.

As of Nov. 3, 2019

### TOTAL VICTORIES

1. Michigan (140)	Big Ten	960
2. Ohio State (129)	Big Ten	919
3. Texas (126)	Big 12	913
4. Alabama (127)	SEC	912
5. Oklahoma (124)	Big 12	903
6. Notre Dame (132)	Independent	903
7. Nebraska (129)	Big Ten	901
<b>8. PENN STATE (132)</b>	<b>Big Ten</b>	<b>895</b>
9. USC (131)	Pac-12	844
10. Tennessee (122)	SEC	842

### WINNING PERCENTAGE (YEARS - MIN. 25 IN D1)

1. Michigan (140)	Big Ten	.730
2. Ohio State (129)	Big Ten	.729
3. Boise State (51)	Mountain West	.728
4. Alabama (127)	SEC	.7272
5. Notre Dame (132)	Independent	.7270
6. Oklahoma (124)	Big 12	.725
7. Texas (126)	Big 12	.705
8. USC (131)	Pac-12	.698
9. Nebraska (129)	Big Ten	.6904
<b>10. PENN STATE (132)</b>	<b>Big Ten</b>	<b>.6899</b>
11. Tennessee (128)	SEC	.6733
12. Florida State (72)	ACC	.6729

### ALL-TIME AP POLL RANKINGS (Weeks Ranked)

1. Ohio State	Big Ten	911
2. Michigan	Big Ten	858
3. Oklahoma	Big 12	839
4. Notre Dame	Independent	808
5. Alabama	SEC	800
6. USC	Pac-12	769
7. Nebraska	Big Ten	730
8. Texas	Big 12	729
<b>9. PENN STATE</b>	<b>Big Ten</b>	<b>639</b>
10. LSU	SEC	626

### SPORTS ILLUSTRATED 150TH ANNIVERSARY

#### BEST PROGRAMS

1. Alabama	SEC
2. Ohio State	Big Ten
3. Michigan	Big Ten
4. Texas	Big 12
5. USC	Pac-12
6. Notre Dame	Independent
7. Nebraska	Big Ten
<b>8. PENN STATE</b>	<b>Big Ten</b>
9. Tennessee	SEC
10. Oklahoma	Big 12

### ESPN 150TH ANNIVERSARY BEST PROGRAMS

1. Alabama	SEC
2. Notre Dame	Independent
3. Ohio State	Big Ten
4. Oklahoma	Big 12
5. USC	Pac-12
6. Michigan	Big Ten
7. Yale	Ivy
8. Nebraska	Big Ten
9. Texas	Big 12
10. North Dakota State	Missouri Valley
11. Princeton	Ivy
<b>12. PENN STATE</b>	<b>Big Ten</b>
13. Harvard	Ivy
14. Tennessee	SEC
15. LSU	SEC

## TRIO IN RUNNING FOR NATIONAL AWARDS

- WR **KJ Hamler** has been selected as a semifinalist for the Maxwell Award, DE **Yetur Gross-Matos** and LB **Micah Parsons** were named semifinalists for the Bednarik Award, while Parsons was also named a Butkus Award semifinalist and Gross-Matos was also named a Lott IMPACT Trophy quarterfinalist.
  - Penn State is tied for the national lead among all colleges and universities with its seven Maxwell Award winners. The Nittany Lions' four Bednarik Award recipients are the most of any school in the nation.
  - The Maxwell Award, named in honor of Robert W. "Tiny" Maxwell, has been given to America's College Player of the Year since 1937. Maxwell's contributions to the game of football were extensive, including time as a player, a sportswriter and an official.
  - The Bednarik Award has been presented to the College Defensive Player of the Year since 1995.
  - The Butkus Award, in its 35th year, honors the nation's top linebacker.
  - The Lott IMPACT Trophy honors the top defensive player in college football who makes the biggest impact for his team, both on and off the field. The award is given to a distinguished young man who represents the qualities embodied by Hall of Famer Ronnie Lott - Integrity, Maturity, Performance, Academics, Community and Tenacity.
- See Season Honors on Page 12**

## MORE BIG HONORS

- P **Blake Gillikin** and DE **Jayson Oweh** each claimed Big Ten weekly honors after stellar performances at Michigan State.
- Gillikin garnered his second Big Ten Special Teams Player of the Week accolade of the season and Oweh earned his first Big Ten Co-Freshman of the Week honor.
- The awards marked the third-straight week a Nittany Lion had claimed conference honors with Gillikin claiming Big Ten Special Teams Player of the Week Oct. 14 and Hamler earning Big Ten Offensive Player of the Week Oct. 21.
- Gillikin averaged 44.2 yards on eight punts. Of his eight punts, five landed inside the Michigan State 20, including three inside the 10. The eight punts tied a career high, and Gillikin hit a 58-yard punt in the first quarter.
- Two weeks earlier at Iowa, Gillikin averaged 42.1 yards per punt on seven punts, placing five inside the 20 and a career-high-matching three inside the 10. He also hit a 62-yard punt in the third quarter.
- Oweh had three total tackles, including a pair of strip-sacks, against the Spartans. The redshirt freshman took down Brian Lewerke for a 7-yard loss to end the first half and seal Penn State's third first-half shutout of the season. As the Spartans were driving early in the fourth quarter, Oweh posted a 7-yard strip-sack of Lewerke, which was recovered by Ellis Brooks to halt the drive.

## DEGREE OF DIFFICULTY

- Three of Penn State's four remaining opponents are nationally ranked (No. 13 Minnesota and No. 3 Ohio State) or receiving significant votes (Indiana), and they boast a combined 23-2 record.
- PSU's four remaining opponents in the regular season are a combined 25-9 with a .735 winning percentage, ranking 10th in FBS.
- Penn State defeated ranked opponents in back-to-back games (No. 17 Iowa, 17-12; No. 16 Michigan, 28-21) for the first time since 2005 when the Nittany Lions topped No. 18 Minnesota (44-14) and No. 6 Ohio State (17-10) in consecutive weeks.
- At Iowa, Penn State defeated a ranked opponent in a true road game for the first time since a 31-24 victory at No. 14 Wisconsin in 2013.

## BOWLING AGAIN

- Penn State became bowl eligible when it defeated Iowa for its sixth win of the season.
- The Lions have appeared in 49 bowl games in program history, tied for ninth-highest among FBS schools at the start of the season.

## FRANKLIN SET TO BOWL AGAIN

- Head coach **James Franklin** has guided his teams to bowl appearances in each of his nine seasons as a head coach (3 at Vanderbilt; 6 at Penn State).
  - He is one of five active head coaches who have earned bowl eligibility in their first nine or more consecutive seasons on the job.
- Bowl Eligibility First 9+ Seasons**
- | #         | Coach                 | Team(s); Years                     |
|-----------|-----------------------|------------------------------------|
| 13        | Chris Petersen        | Boise State/Washington; 2006-pres. |
| 12*       | Dabo Swinney          | Clemson; 2008-pres.                |
| 11        | Bronco Mendenhall     | BYU; 2005-15                       |
| 10        | Mike Leach            | Texas Tech; 2000-09                |
| <b>9*</b> | <b>James Franklin</b> | <b>Vanderbilt/PSU; 2011-pres.</b>  |
| 8         | David Shaw            | Stanford; 2011-pres.               |
- \* Bowl eligible this season

## COMPLEMENTARY FOOTBALL

- Penn State is one of four FBS teams to rank in the Top 12 nationally in both scoring defense and offense.
- | Scoring Off. |                   |             | Scoring Def. |                   |            |
|--------------|-------------------|-------------|--------------|-------------------|------------|
| #            | Team              | PPG         | #            | Team              | PPG        |
| 2.           | Alabama           | 48.6        | 1.           | Ohio State        | 7.9        |
| 3.           | Ohio State        | 48.3        | <b>2.</b>    | <b>Penn State</b> | <b>9.6</b> |
| 6.           | Clemson           | 44.2        | 6.           | Clemson           | 11.7       |
| <b>12.</b>   | <b>Penn State</b> | <b>38.5</b> | 9.           | Alabama           | 15.3       |
- The Nittany Lions have played complementary football over the last four years (2016-19) and it shows in the national landscape.
  - Over the last four years the Penn State offense is:
    - 11th in FBS in points per possession (2.30).
    - Fifth in FBS in plays per point (1.82).
    - Eighth in FBS in scoring offense (37.73).
    - 14th in FBS in scoring percentage (42.45).
    - 11th in FBS in touchdown percentage (34.34).
    - Sixth in FBS in turnover percentage (11.76).
  - Over the last four years the Penn State defense is:
    - Fourth in FBS in plays per point (4.50).
    - Sixth in FBS in three-and-out percentage (28.59).
    - Sixth in FBS in yards per play (4.71).
    - Seventh in FBS in points per possession (1.20).
    - Ninth in FBS in second half points allowed (8.92).
    - Sixth in FBS in scoring percentage (23.54).
    - Eighth in FBS in touchdown percentage (16.59).
    - Fifth in FBS in punt percentage (48.50).
    - 10th in FBS in scoring defense (18.01).
    - Eighth in FBS in percent of drives not crossing the 50-yard line (60.33).
    - Fifth in FBS in percent of non-scoring drives (76.92).
    - Seventh in FBS in percent of drives of 25 yards or less (58.92).
    - Eighth in FBS in percent of drive of six plays or less (60.62).

## CONTROLLING THE GAME

- Penn State has held the lead for 83.7 percent of its plays (1,139-1,361) this season to rank third in FBS and has had at least a three-point lead for 81.3 percent of its plays (1,106-1,361), which ranks fifth in FBS.
- The Nittany Lions have held a lead for 74.5 percent of their plays over the last three seasons (2017-19) to rank third in FBS, behind only Alabama and Clemson.
- Over a four-year span (2016-19), Penn State has held the lead for 65.6 percent of the plays, which is seventh among FBS schools.
- By comparison, from 2013-15, PSU led for 42.8 percent (2,760 of 6,453) of its plays, to rank 69th in FBS.



**STRONG STARTS**

- Penn State has only allowed three points in the opening stanza all season, an average of 0.38 points per game allowed in the first quarter.
- Penn State, Wisconsin and Ohio State are the only teams to not allow a first-quarter TD this season.
- Penn State is outscoring opponents 83-3 in the first quarter.
- Penn State was the only FBS team to reach Week 7 without allowing a first-quarter point this season. Iowa snapped its streak with a field goal.

**SOLID IN THE MIDDLE**

- Penn State has a plus-4.4 scoring differential in the middle eight minutes of the game to rank tied for 10th in FBS.
- Penn State owns a plus-3.5 scoring differential in the first four minutes of the second half, which ranks second in FBS.
- Penn State has not allowed a point in the first four minutes of the second half this season.

**STREAKING**

- Sophomore WR **KJ Hamler** has a reception in all 21 games of his career.
- Hamler has had a catch of 20 or more yards in his last 11 games.
- Sophomore TE **Pat Freiermuth** has a reception in his last 20 games (all but his first career game).
- Penn State has won its last 11 regular-season games.
- Penn State has held its last 11 regular-season opponents to 21 points or less.
- Penn State has won its last 12 games against Big Ten West Division opponents, beginning with an overtime win over Minnesota on Oct. 1, 2016.
- Penn State has won 10 consecutive games over non-conference opponents during the regular season, dating back to a win over Temple in 2016.
- The Nittany Lions have won 16-straight non-conference regular-season home games, dating back to a win over Kent State in 2013.
- The Nittany Lions have won their last 14 consecutive against their neighbors (schools within 250 miles of Beaver Stadium).

**MILESTONE WATCH**

- **Noah Cain** is one touchdown shy of tying the Penn State record for rushing TDs by a freshman (D.J. Dozier, 1983; Saquon Barkley, 2015).
  - ... is 150 yards shy of 500 career rushing yards.
  - **KJ Hamler** is 122 yards shy of 2,500 career all-purpose yards.
  - ... is 263 yards shy of 1,000 career kickoff return yards.
  - ... is 21 receptions shy of 100 career receptions.
  - ... is 380 yards shy of 1,000 receiving yards this season.
  - **Ricky Slade** is 124 yards shy of 500 career rushing yards.
  - **Journey Brown** is 159 yards shy of 500 career rushing yards.
  - **Pat Freiermuth** is 341 yards shy of 1,000 career receiving yards.
  - **Sean Clifford** is 69 yards shy of 2,000 passing yards this season.
  - ... is 97 yards shy of 2,500 total offense yards.
  - ... is eight touchdowns shy of 30 career passing TDs.
  - ... is 874 yards shy of 3,000 career passing yards.
  - **Micah Parsons** is 10 tackles shy of 150 career tackles.
  - **Yetur Gross-Matos** is three tackles shy of 100 career tackles.
  - ... is 5.0 sacks shy of 20 career sacks
  - **Shaka Toney** is 4.5 tackles for loss shy of 25 career TFLs.
  - ... is 5.5 sacks shy of 20 career sacks.
  - **Lamont Wade** is nine tackles shy of 100 career tackles.
  - **Robert Windsor** is 6.5 tackles for loss shy of 25 career TFLs.
  - ... is 7.0 sacks shy of 20 career sacks.
  - **Tariq Castro-Fields** is 25 tackles shy of 100 career tackles.
  - **Jake Pinegar** is eight extra points shy of 100 career extra points made.
  - ... is 45 points shy of 200 points scored.
  - **Blake Gillikin** is 477 yards shy of 10,000 career punt yards.
- See Records Watch on Pages 23-26**

**MILESTONES ACHIEVED**

- **Sean Clifford** surpassed 2,000 career passing yards with 189 passing yards at Michigan State.
  - **Jahan Dotson** surpassed 500 career receiving yards with a 37-yard reception against Michigan.
  - **Robert Windsor** surpassed 100 career tackles with four against Michigan.
  - **KJ Hamler** surpassed 2,000 all-purpose yards with 114 at Iowa.
  - ... 1,000 receiving yards with a 58-yard touchdown reception at Maryland.
  - **John Reid** made his 100th career tackle against Purdue.
  - **Pat Freiermuth** surpassed 500 career receiving yards with a 16-yard reception vs. Pitt.
  - **Micah Parsons** surpassed 100 career tackles with nine vs. Pitt.
  - **Garrett Taylor** surpassed 100 career tackles with seven tackles - including one on second-and-goal from the 1 in the second quarter - against Pitt.
  - **Jan Johnson** surpassed 100 career tackles with a 14-tackle effort against Buffalo.
  - **Yetur Gross-Matos** surpassed 25 career tackles for loss with a sack against Buffalo.
- See Records Watch on Pages 23-26**

**MILESTONE WIN FOR COACH FRANKLIN**

- In the Iowa game on Oct. 12, **James Franklin** earned his 75th career win as a head coach.
- In the Purdue game on Oct. 5, Franklin earned his 50th win in 71 games at Penn State.
- Franklin is the second-fastest coach to 50 wins in Penn State history, trailing only Joe Paterno, who had 50 wins in his first 61 games as head coach of the Nittany Lions.

**FANS FLOCK TO BEAVER STADIUM**

- Penn State ranks second in FBS with an average attendance of 106,906.
- Three Big Ten teams lead the nation, with Michigan ranking first (111,330) and Ohio State (103,660) trailing the Nittany Lions in third.
- The attendance total of 110,669 for the Michigan game was the fourth largest in Beaver Stadium history and the most since 110,889 packed Beaver Stadium last year vs. Ohio State. It also marks the 10th-largest crowd to watch Penn State in any stadium.
- Penn State's Michigan game ranks as the fifth-most attended game this season.
- All five of Penn State's home games rank in the top 12 single-game attendance figures this season.

**2019 Highest Single-Game Attendance Totals**

Date	Visitor	Home	Total
Oct. 26	Notre Dame	Michigan	111,909
Sept. 7	Army	Michigan	111,747
Oct. 5	Iowa	Michigan	111,519
Aug. 31	Middle Tenn.	Michigan	110,811
<b>Oct. 19</b>	<b>Michigan</b>	<b>Penn State</b>	<b>110,669</b>
Sept. 28	Rutgers	Michigan	110,662
<b>Sept. 14</b>	<b>Pittsburgh</b>	<b>Penn State</b>	<b>108,661</b>
Oct. 12	Alabama	Texas A&M	106,749
<b>Oct. 5</b>	<b>Purdue</b>	<b>Penn State</b>	<b>106,536</b>
Oct. 5	Michigan State	Ohio State	104,797
<b>Aug. 31</b>	<b>Idaho</b>	<b>Penn State</b>	<b>104,527</b>
<b>Sept. 7</b>	<b>Buffalo</b>	<b>Penn State</b>	<b>104,136</b>

- The Penn State Student Section has consistently sold out for four decades, showing the unwavering passion and dedication of Penn State students.
  - Recognized as one the nation's premier game day atmospheres, the passionate and loyal students, alumni and fans filling Beaver Stadium have Penn State bucking the negative attendance trends among FBS games nationally.
- See Happy Valley on Page 14**

**NITTANY LIONS IN THE NFL**

- A total of 32 Penn State football alumni are populating the rosters of 20 National Football League teams.
- The Nittany Lions annually are among the top 20 programs nationally in producing players in the NFL. In addition, seven former Nittany Lions are members of NFL coaching staffs and one former Nittany Lion lacrosse student-athlete is on a roster.
- A total of eight players from Penn State's 2018 squad are on NFL teams.

**NITTANY LIONS ON NFL ROSTERS**

- Arizona Cardinals (1):** A.Q. Shipley <sup>C</sup> (8)
  - Atlanta Falcons (1):** Jack Crawford (8)
  - Baltimore Ravens (1):** Trace McSorley (R)
  - Buffalo Bills (1):** Ryan Bates (R)
  - Carolina Panthers:** Chris Hogan (7; former MLAX player)
  - Chicago Bears (1):** Allen Robinson II (6)
  - Dallas Cowboys (2):** Sean Lee (10), Connor McGovern <sup>R</sup> (R)
  - Denver Broncos (1):** DaeSean Hamilton (2)
  - Detroit Lions (3):** Jesse James (5), Amani Oruwariye (R), Jason Cabinda (2)
  - Green Bay Packers (1):** Adrian Amos (5)
  - Kansas City Chiefs (2):** Jordan Lucas (4), Stefen Wisniewski (9)
  - Los Angeles Rams (1):** Nick Scott (R)
  - Miami Dolphins (2):** Mike Gesicki (2), Mike Hull <sup>PUP</sup> (4)
  - New York Giants (2):** Saquon Barkley <sup>C</sup> (2), Grant Haley (2)
  - New York Jets (1):** Sam Ficken (3)
  - Philadelphia Eagles (2):** Shareef Miller (R), Miles Sanders (R)
  - Pittsburgh Steelers (1):** Marcus Allen (2)
  - San Francisco 49ers (2):** Robbie Gould (15), Kevin Givens (R)
  - Tampa Bay Buccaneers (3):** Chris Godwin (3), Carl Nassib <sup>C</sup> (4), Donovan Smith (5)
  - Tennessee Titans (3):** Austin Johnson (4), DaQuan Jones (6), Cameron Wake (11)
  - Washington Redskins (1):** Troy Apke (2)
- Italics indicates practice squad | <sup>C</sup> Team Captain*  
<sup>R</sup> Injured Reserve | <sup>PUP</sup> Physically Unable to Perform

**SEVEN FORMER LIONS ON NFL COACHING STAFFS**

- Seven former Nittany Lions are patrolling the sidelines as part of NFL coaching staffs in 2018.
- Tom Bradley (Pittsburgh, defensive backs)
- Gary Brown (Dallas, running backs)
- Bobby Engram (Baltimore, tight ends)
- Al Golden (Detroit, linebackers)
- D'Anton Lynn (Houston, assistant secondary)
- Mike Munchak (Denver, offensive line)
- Paul Pasqualoni (Detroit, defensive coordinator)

**COACHING STAFF NOTES**

**COACHING STAFF CHANGES**

- The Nittany Lion coaching staff has a pair of new faces for the 2019 season.
- Penn State added passing game coordinator and wide receivers coach **Gerad Parker** and special teams coordinator and defensive assistant **Joe Lorig**.
- Parker joins the Nittany Lions after two seasons at Duke, most recently as the wide receivers coach in 2018. He has familiarity with the Big Ten, having served as offensive coordinator at Purdue for four seasons.
- Lorig has 22 years of collegiate coaching experience, including six seasons as a special teams coordinator and eight years as a defensive coordinator. He most recently spent three seasons at Memphis where his special teams unit finished in the top 5 in FBS in kick return average twice and in the top 20 in kick return defense every year.

**PENNSYLVANIA TIES**

- The Penn State coaching staff is deeply rooted in Pennsylvania, with four members originally hailing from the Keystone state.

**Central PA**

- Defensive Coordinator **Brent Pry** - Altoona

**Eastern PA**

- Head Coach **James Franklin** - Langhorne

**Western PA**

- Offensive Line **Matt Limegrover** - Pittsburgh
- Cornerbacks **Terry M. Smith** - Aliquippa



## SEASON HONORS

### NICK BOWERS, TIGHT END

Pro Football Focus Big Ten First Team of the Week (Week 5, 6)

### JAQUAN BRISKER, SAFETY

Pro Football Focus Big Ten First Team of the Week (Week 7)  
Pro Football Focus Big Ten Second Team of the Week (Week 9)

### ELLIS BROOKS, LINEBACKER

Pro Football Focus Big Ten First Team of the Week (Week 5)  
Pro Football Focus Big Ten Second Team of the Week (Week 9)

### CAM BROWN, LINEBACKER

Pro Football Focus Big Ten Second Team of the Week (Week 9)

### TARIQ CASTRO-FIELDS, CORNERBACK

Pro Football Focus Big Ten First Team of the Week (Week 7)  
Pro Football Focus Big Ten Second Team of the Week (Week 5)

### SEAN CLIFFORD, QUARTERBACK

Manning Award Watch List (Top QB)  
Maxwell Award Watch List (National Player of the Year)  
Big Ten Co-Offensive Player of the Week (Week 5)  
CFPA Honorable Mention National Performer of Week (Week 5)  
Davey O'Brien Great 8 (Week 5, 8)  
Pro Football Focus Big Ten First Team of the Week (Week 6)  
Pro Football Focus Big Ten Second Team of the Week (Week 8)  
Rose Bowl Game Big Ten Player of the Week (Week 6)

### JAMES FRANKLIN, HEAD COACH

Dodd Trophy Midseason Watch List

### PAT FREIERMUTH, TIGHT END

John Mackey Award Tight End of the Week (Week 2, 9)  
Pro Football Focus National Second Team of the Week (Week 9)  
Pro Football Focus Big Ten First Team of the Week (Week 2, 9)  
Pro Football Focus Big Ten Second Team of the Week (Week 8)

### BLAKE GILLIKIN, PUNTER

William V. Campbell Trophy Semifinalist  
Senior CLASS Award Candidate  
Wuerffel Trophy Nominee  
Big Ten Special Teams Player of the Week (Week 7, 9)  
Ray Guy Award Ray's 8 (Week 7)

### STEVEN GONZALEZ, OFFENSIVE LINE

Pro Football Focus Big Ten First Team of the Week (Week 8)  
Pro Football Focus Big Ten Second Team of the Week (Week 3, 5)

### YETUR GROSS-MATOS, DEFENSIVE END

*Postseason*  
Bednarik Award Semifinalist (Def. Player of the Year)  
Lott Impact Trophy Quarterfinalist (Def. Player of the Year on/off field)  
*Midseason*  
AP Midseason All-America Second Team  
Sporting News Midseason All-America  
*Weekly*  
Pro Football Focus Big Ten Second Team of the Week (Week 2, 9)

### KJ HAMLER, WIDE RECEIVER

*Postseason*  
Maxwell Award Semifinalist (Player of the Year)  
*Weekly*  
Pro Football Focus National First Team of the Week (Week 8)  
Pro Football Focus Big Ten First Team of the Week (Week 5, 8)  
Pro Football Focus Big Ten Second Team of the Week (Week 6, 7)  
Big Ten Offensive Player of the Week (Week 8)  
Paul Hornung Award Honor Roll (Week 8)

### JAN JOHNSON, LINEBACKER

*Midseason*  
Pro Football Focus Midseason All-America Team Honorable Mention  
*Weekly*  
Pro Football Focus National Team of the Week (Week 3)  
Pro Football Focus Big Ten First Team of the Week (Week 3)  
Pro Football Focus Big Ten Second Team of the Week (Week 9)

### MICHAL MENET, OFFENSIVE LINE

Pro Football Focus Big Ten Second Team of the Week (Week 3, 6)

### OFFENSIVE LINE

Joe Moore Award Midseason Honor Roll

### PJ MUSTIPHER, DEFENSIVE TACKLE

Pro Football Focus National Second Team of the Week (Week 7)  
Pro Football Focus Big Ten Second Team of the Week (Week 2, 7)

### JAYSON OWEH, DEFENSIVE END

Big Ten Co-Freshman of the Week (Week 9)  
Pro Football Focus National Second Team of the Week (Week 9)  
Pro Football Focus Big Ten First Team of the Week (Week 9)

Continued on Page 13

## OFFENSE NOTES

### PILING UP THE POINTS

- PSU ranks 12th in FBS averaging 38.5 points per game.
  - QB **Sean Clifford** ranks 12th in FBS and second in the Big Ten averaging 17.5 points responsible for per game.
  - Penn State has scored 40 points 18 times since 2016. By comparison, from 2008 until 2015, the Nittany Lions had 18 40-point outings.
- Scoring Benchmarks Since 2016 (48 games)**
- | Pts. | #  | Last                                    |
|------|----|-----------------------------------------|
| 50+  | 10 | Sept. 27, 2019; at Maryland (W, 59-0)   |
| 40+  | 18 | Sept. 27, 2019; at Maryland (W, 59-0)   |
| 30+  | 33 | Oct. 5, 2019; Purdue (W, 35-7)          |
| 20+  | 43 | Oct. 26, 2019; Michigan State (W, 28-7) |
- Of the five games Penn State has scored less than 20 points in since 2016, Penn State has won two this season (Pitt & Iowa). Two of the games were losses at Michigan (2017 & 2018) and the other was a loss to Michigan State last season.
  - Penn State had a high-scoring season-opener, scoring 79 points for its highest single-game total since an 81-0 win over Cincinnati in the 1991 home opener. The 79 points are tied for the most in FBS this season with Maryland (79 vs. Howard).
  - The 72-point margin of victory over the Vandals is tied for the 10th-biggest in Penn State history and is the largest since the 1991 Cincinnati game (81).

### GREEN LIGHT IN THE RED ZONE

- Dating back to 2017, Penn State has scored on 107 of its last 116 red zone trips, including 89 touchdowns.
- This season, Penn State is 29-for-31 in the red zone with 24 touchdowns.
- The lone non-scoring drives were the result of a missed field goal against Purdue and a decision to run out the clock to close out the Michigan State win.
- Penn State is sixth in red zone scoring over the last three years (2017-19) with a scoring rate of 90.54 percent.

### EXPLOSIVE PLAYS

- Explosive plays have been a key part of Penn State's offense this season.
- Penn State ranks:
  - 24th in FBS in 15-plus yard pass play percentage (50 plays, 20.92%).
  - 10th in FBS with 1.65 percent of plays (9 plays) going for 50 yards or more.
- Accordingly, 72.26 percent (125-of-173) of PSU's first downs this season have come on first or second down.

### PASSING YARDAGE

- QB **Sean Clifford** ranks second in the Big Ten with 241.4 yards passing per game (37th in FBS) and 1,931 yards total (40th in FBS).
- Clifford is the third Penn State quarterback to have three games with 250 or more passing yards and three or more passing touchdowns in a season, joining Trace McSorley (2017, 4 games) and Christian Hackenberg (2013, 3 games) as the only Lions to do so.
- With five 200-yard passing games this season, Clifford is tied for 17th all-time at Penn State with John Huftnagel (1972), Chuck Fusina (1977), Doug Strang (1983), Zack Mills (2001, 2002) and Matt McGloin (2010).
- Clifford is 69 yards shy of becoming the 16th quarterback (22nd occasion) in Penn State history to throw for 2,000 yards in a season.
- Clifford threw for 398 yards at Maryland, ranking third in Penn State single-game history, behind Christian Hackenberg (454; vs. UCF, 2014) and Zack Mills (299, vs. Iowa, 2002).

### FOUR TOUCHDOWN CLUB

- QB **Sean Clifford** became the 16th different Penn State quarterback with at least four touchdown passes in a game against Buffalo. He accomplished the feat again at Michigan State.
- Clifford's four-touchdown performance at Michigan State was Penn State's 18th by a quarterback since 2000.
- Clifford is the fifth quarterback in program history to have multiple games with four or more passing touchdowns.

### RECORD PASSING TD PACE

- QB **Sean Clifford** is the second Penn State quarterback to throw 20 touchdown passes in the first eight games of a season, matching Todd Blackledge's 20 touchdown passes in the first eight games of the 1982 season.
  - Clifford's 20 touchdown passes rank 15th in FBS and second in the Big Ten.
  - Clifford has already surpassed Trace McSorley's 2018 season (18 TD passes) and currently ranks in a tie for eighth place with Christian Hackenberg (2013) on Penn State's single-season ledger.
  - Clifford needs nine more passing touchdowns this season to equal the single-season record of 29 set by McSorley in 2016.
  - If Clifford reaches 25 passing touchdowns this season, the three highest single-season passing touchdowns totals in Penn State history will have come in the last four seasons.
  - Clifford's season passing touchdown percentage of 9.26 currently ranks first all-time at Penn State.
  - Clifford's 22 career touchdown passes rank tied for 15th in Penn State history with Tom Shuman (1972-74) and Mike McQueary (1995-97).
  - Clifford's career passing touchdown percentage of 9.86 currently ranks first all-time at Penn State.
  - Clifford has five games of three or more touchdown passes this season.
  - Clifford has six multi-touchdown pass games this season.
  - Clifford has thrown three touchdowns in a half four times this year: 2nd half vs. Buffalo, 1st half vs. Maryland, 1st half vs. Purdue, 1st half vs. Michigan State.
  - Clifford has five multi-touchdown pass quarters this year: 2nd quarter vs. Idaho; 3rd quarter vs. Buffalo; 2nd quarter vs. Maryland; 1st quarter vs. Purdue; 2nd quarter vs. Michigan State.
  - Clifford became the first Penn State quarterback to open a season with six touchdown passes in the first two games since Daryll Clark did the same in 2009.
- See National Nits on Page 9**  
**See Records Watch on Pages 23-26**

### DUAL THREAT

- QB **Sean Clifford** is averaging 276.4 yards of total offense per game to lead the Big Ten and rank 23rd in FBS.
  - Clifford totaled the third-most yards of total offense in a game in school history at Maryland with 452 (398 pass, 54 rush).
  - Clifford is third on the team with 280 yards rushing. The total ranks 12th all-time at Penn State for season rushing yards by a quarterback.
  - Clifford has had a rushing touchdown and passing touchdown in the same game three times this season.
  - Clifford had a career-long 58-yard rush against Buffalo.
  - Clifford ranks 12th all-time at Penn State with 277 career rushing yards as a quarterback.
- See National Nits on Page 9**  
**See Records Watch on Pages 23-26**

### THROWING DOWNFIELD

- QB **Sean Clifford**'s 14.41 passing yards per completion rank 12th in FBS and second in the Big Ten behind Minnesota's Tanner Morgan (15.58).
- Long Completions**
- | Yds. | #  | FBS Rank |
|------|----|----------|
| 50+  | 6  | T-8th    |
| 40+  | 10 | T-13th   |
| 30+  | 15 | T-24th   |
| 20+  | 29 | T-35th   |
- Clifford's 15.3 yards per completion for his career currently rank fifth all-time at Penn State.
  - Clifford's 8.94 yards per pass attempt rank 15th in FBS and second in the Big Ten behind Minnesota's Tanner Morgan (10.18). It also ranks as the fifth-most in a single season all-time at Penn State.
  - Clifford's 9.5 yards per pass attempt for his career currently rank as the most in Penn State history. Among Clifford's seven pass attempts in 2018 was a 95-yard touchdown pass to Daniel George for the longest passing play in Penn State history.
- See National Nits on Page 9**  
**See Records Watch on Pages 23-26**

**EFFICIENT AND ACCURATE**

- Clifford ranks 10th in FBS and third in the Big Ten with a 164.9 passing efficiency rating.
- Clifford's 164.9 passing efficiency rating currently ranks as the second-best single-season rating in Penn State history, trailing only Kerry Collins' 1994 season rating of 172.9.
- Clifford's career passing efficiency rating of 172.3 currently ranks as the best in Penn State history.
- Clifford's 62.0 completion percentage ranks fifth in the Big Ten this season and fourth in Penn State history.
- Clifford's career completion percentage of 62.3 currently ranks first in Penn State history.
- Clifford's 1.35 career interception percentage currently ranks first in Penn State history and his season percentage of 1.39 ranks second only to Matt McGloin's 2012 season (1.12).

**See National Nits on Page 9**  
**See Records Watch on Pages 23-26**

**CLIFFORD EARNING RECOGNITION**

- QB **Sean Clifford** was added to the watch list for The Manning Award, sponsored by the Allstate Sugar Bowl.
- The Manning Award was created by the Allstate Sugar Bowl in honor of the college football accomplishments of Archie, Peyton and Eli Manning. It is the only quarterback award that includes the candidates' bowl performances in its balloting.
- Clifford was named the Big Ten Co-Offensive Player of the Week and to the Davey O'Brien Award Great 8 of the Week list following the Maryland game, the Rose Bowl Game Big Ten Player of the Week following the Purdue game and the O'Brien list again following the Michigan game.

**See Season Honors on Page 12**

**NO. 1 RECEIVER**

- Hamler is tied for the Big Ten lead and ranks 13th nationally with eight receiving touchdowns.
- Hamler has two two-touchdown reception games, doing so against Idaho and Michigan.
- Hamler ranks sixth in the Big Ten and 39th in FBS with 77.5 yards receiving per game.
- Hamler ranks 11th in the Big Ten with an average of 16.76 yards per reception.
- Hamler has 12 catches of 20 or more yards this season, including three catches of 50 or more yards.

**Long Receptions**

Yds.	#	FBS Rank
50+	3	T-11th
40+	4	T-17th
30+	6	T-21st
20+	12	T-12th

**See National Nits on Page 9**

**HAMLER MOVING UP CAREER LISTS**

- WR **KJ Hamler** ranks 19th on Penn State's career receiving yards list with 1,374 yards.
- Hamler has 13 career touchdown passes to rank in a tie for 13th place on Penn State's career chart with Jordan Norwood (2005-08).
- Hamler has four career 100-yard receiving games, tied for 13th most all-time at Penn State with Ted Kwalick (1966-68) and Jordan Norwood (2005-08).
- Hamler is the 33rd Nittany Lion to reach 1,000 career receiving yards.

**See Records Watch on Pages 23-26**

**HAMLER HONORED**

- WR **KJ Hamler** was named the Big Ten Offensive Player of the Week and to the Paul Hornung Award Honor Roll for his performance against Michigan.
- On offense, Hamler totaled six receptions for 108 yards and two touchdowns, including a 53-yard touchdown reception for the eventual game-winning score. He then iced the game with a 4-yard rush on third-and-3 in the game's closing minutes.
- Hamler was the second Nittany Lion to be named the conference's Offensive Player of the Week. QB **Sean Clifford** earned the honor after the Maryland game.
- Hamler totaled 186 all-purpose yards to earn Hornung recognition, adding 6 rushing, 65 kick return and 7 punt return yards to his 108-yard receiving effort.

**DOTSON GOING LONG**

- WR **Jahan Dotson** ranks fifth in the Big Ten and 42nd in FBS with 18.35 yards per reception.
- Dotson had a career-long 72-yard catch vs. Purdue for a touchdown. Dotson also had a 56-yard grab against Buffalo earlier this season.
- Dotson's 72-yard reception is Penn State's longest this season and tied for the 25th longest in school history.

**TOUCHDOWNS FOR THE TIGHT END**

- TE **Pat Freiermuth** has seven touchdowns this season to lead all FBS tight ends. He also ranks 24th in FBS and third in the Big Ten overall.
- Freiermuth had three touchdown catches at Michigan State to bring his season total to seven and career total to 15. The effort was Freiermuth's third career multi-touchdown game.
- Freiermuth is the ninth player in Penn State history (11 occasions), and first tight end, to catch at least three touchdown passes in a single game. He joins Bobby Engram (twice), Allen Robinson (twice), Freddie Scott, Joe Jurevicius, Deon Butler, Tony Johnson, Graham Zug and DaeSean Hamilton.
- With 15 career touchdown receptions, Freiermuth is tied for ninth all-time at Penn State. Freiermuth. He is tied with current Penn State assistant head coach Terry Smith (1988-91), Joe Jurevicius (1994-97) and Mike Gesicki (2014-17). He is also tied for the career receiving touchdowns by a tight end record with Gesicki.

**NO. 87 FROM MASSACHUSETTS**

- TE **Pat Freiermuth** has 20 consecutive games with at least one reception (all but his first career game).
- Freiermuth is second on the team with 25 receptions and third with 291 receiving yards.
- Freiermuth had a career day against Buffalo, setting bests for catches (8) and receiving yards (99), and scoring two touchdowns. For his efforts, Freiermuth earned his first John Mackey Award Tight End of the Week honor this year.
- Freiermuth's eight catches were the most for a Penn State tight end since Mike Gesicki had eight grabs at Michigan State in 2017.

**See Records Watch on Pages 23-26**  
**See Season Honors on Page 12**

**EQUAL OPPORTUNITY IN THE AIR**

- On two occasions this season 13 different Nittany Lions have caught a pass in the same game. Penn State first accomplished the feat against Idaho in the season opener and did so again at Maryland.
- Clifford connected with 11 different Lions in the first half of the Maryland game.
- WRs **Dan Chisena** and **Isaac Lutz** both hauled in their first career receptions at Maryland. Chisena's catch was a 40-yard reception on which he was interfered on.
- A total of 17 different Nittany Lions have caught at least one pass this season, with 14 catching multiple passes.

**MOVING THE BALL**

- Penn State ranks fourth in the Big Ten averaging 422.1 yards of offense per game.
- The Lions' 619 total yards at Maryland were their third-most in a Big Ten game and the seventh-most in program history. The 619 yards were the most since the 1994 season (689, Minnesota; 653, Michigan State).
- Penn State's 30 first downs at Maryland are tied for seventh in a Big Ten game in program history.
- Penn State's 421 passing yards at Maryland are the most for the Lions in a Big Ten game, breaking the mark of 419 set against Michigan State in 2008. They rank second in program history behind the 454 yards against UCF in 2014.
- Penn State had 673 yards of total offense against Idaho, which was the most since totaling 689 at Minnesota in 1994 and the third most for the Nittany Lions since 1947.
- The Nittany Lions' 406 yards of offense in the first half vs. Idaho were their most in the first half since notching 439 yards vs. Nebraska in 2017.
- Penn State's 35 first downs vs. Idaho were its most since posting the same against Minnesota in 2005.

**See National Nits on Page 9**

**SEASON HONORS**

**From Page 12**

**MICAH PARSONS, LINEBACKER**

*Postseason*

Bednarik Award Semifinalist (Def. Player of the Year)  
 Butkus Award Semifinalist (Top LB)

*Midseason*

Rivals Midseason All-America Team

*Weekly*

Pro Football Focus Big Ten First Team of the Week (Week 6)  
 Pro Football Focus Big Ten Second Team of the Week (Week 3)

**JOHN REID, CORNERBACK**

Pro Football Focus Big Ten First Team of the Week (Week 2, 8)

**CJ THORPE, OFFENSIVE LINE**

Pro Football Focus Big Ten First Team of the Week (Week 9)

**SHAKA TONEY, DEFENSIVE END**

Pro Football Focus Big Ten First Team of the Week (Week 6)

**LAMONT WADE, SAFETY**

Pro Football Focus Big Ten First Team of the Week (Week 7)  
 Pro Football Focus Big Ten Second Team of the Week (Week 6)

**RASHEED WALKER, OFFENSIVE LINE**

Pro Football Focus Big Ten First Team of the Week (Week 6)

**ROBERT WINDSOR, DEFENSIVE TACKLE**

Pro Football Focus National First Team of the Week (Week 7)  
 Pro Football Focus Big Ten First Team of the Week (Week 2, 7, 9)  
 Pro Football Focus Big Ten Second Team of the Week (Week 6)

**CLASSROOM SUCCESS**

**DEGREES ON THE WALL**

- Five student-athletes have earned six Penn State degrees already, while **Weston Carr** is a graduate transfer from Azusa Pacific who earned a degree in sociology.
- Jan Johnson** earned an undergraduate degree in psychology in August 2018 and a master's in management and organizational leadership in May 2019. He is now working on a third degree in health policy and administration.
- Nick Bowers** graduated with a degree in labor and employment relations in May 2019 and is now working on a second degree in health policy and administration.
- Steven Gonzalez** graduated with a degree in history in December 2018 and is working on a second degree in rehabilitation and human services.
- Garrett Taylor** graduated with a degree in advertising and public relations in December 2018 and is working on a second degree in telecommunications.
- Robert Windsor** graduated with a degree in telecommunications in December 2017 and is working on a second degree in media studies.

**CONTINUING ACADEMIC TRADITION**

- Punter **Blake Gillikin** (kinesiology) leads the Nittany Lions in the classroom with a perfect cumulative 4.0 grade point average following the 2019 spring semester.
- Gillikin was one of 15 Penn State student-athletes to earn a 4.0 GPA last academic year.
- Gillikin claimed the Evan Pugh Scholar Award, given to those juniors and seniors who are in the upper 0.5 percent of their respective classes, in May 2018.
- Gillikin was presented with the President's Freshman Award, given annually to undergraduate degree candidates who have earned a 4.0 cumulative grade-point average based on at least 12 graded Penn State credits completed in their first semester of admission, in May 2017.
- Gillikin led seven Nittany Lion football players earning Big Ten Distinguished Scholar recognition for having a 3.7 or higher GPA for the 2018-19 academic year, contributing to a school-record 117 honorees across all sports. He was joined by **Dan Chisena** (security and risk analysis), **Nick Eury** (agribusiness management), **Cameron Pica** (finance), **Charlie Shuman** (management and organizational leadership), **Jason Vranic** (kinesiology) and **Christopher Welde** (mechanical engineering).
- Those seven were among 28 football student-athletes to earn All-Big Ten Academic honors following the 2018 fall semester.



## HAPPY VALLEY

### HOME SWEET HOME

- With a 295-74 all-time record in Beaver Stadium, Penn State owns the seventh-best winning percentage (.799) in its current home venue amongst current FBS schools and leads the Big Ten. (*Minimum 25 games*)
- Only Alabama (.833) and Oklahoma (.814) have higher winning percentages in facilities older than Beaver Stadium.

School	Stadium Name (Opened)	Rec	Win %
1. Alabama	Bryant-Denny Stadium (1929)	271-53-3	.833
2. Boise State	Albertsons Stadium (1970)	269-56	.828
3. Ga. Southern	Paulson Stadium (1984)	195-41	.826
4. Marshall	Joan C. Edwards Stadium (1991)	163-35	.823
5. Oklahoma	Gaylord Family-Oklahoma Memorial Stad. (1923)	401-86-15	.814
<b>6. Penn State</b>	<b>Beaver Stadium (1960)</b>	<b>295-74</b>	<b>.799</b>
7. Auburn	Jordan-Hare Stadium (1939)	328-83-7	.793
8. Ohio State	Oho Stadium (1922)	448-112-20	.790
9. Houston	TDECU Stadium (2014)	28-8	.778
10. Tennessee	Neyland Stadium (1921)	471-134-17	.771

### TOP 10 BEAVER STADIUM CROWDS

Rk.	Attend.	Date	Result
1.	110,889	Sept. 29, 2018	Ohio State 27, Penn State 26
2.	110,823	Oct. 21, 2017	Penn State 42, Michigan 13
3.	110,753	Sept. 14, 2002	Penn State 40, Nebraska 7
<b>4.</b>	<b>110,669</b>	<b>Oct. 19, 2019</b>	<b>Penn State 28, Michigan 21</b>
5.	110,134	Oct. 27, 2007	Ohio State 37, Penn State 17
6.	110,078	Sept. 8, 2007	Penn State 31, Notre Dame 10
7.	110,033	Nov. 7, 2009	Ohio State 24, Penn State 7
8.	110,017	Oct. 18, 2008	Penn State 46, Michigan 17
9.	110,007	Oct. 14, 2006	Michigan 17, Penn State 10
10.	109,898	Sept. 9, 2017	Penn State 33, Pitt 14

### LARGEST CROWDS TO WATCH PENN STATE

Rk.	Attend.	Date	Opponent, Stadium
1.	113,085	Oct. 11, 2014	Michigan, Michigan Stadium
2.	111,502	Oct. 12, 2002	Michigan, Michigan Stadium
3.	111,310	Sept. 22, 2007	Michigan, Michigan Stadium
4.	111,249	Oct. 15, 2005	Michigan, Michigan Stadium
5.	111,019	Nov. 7, 1998	Michigan, Michigan Stadium
6.	110,889	Sept. 29, 2018	Ohio State, Beaver Stadium
7.	110,823	Oct. 21, 2017	Michigan, Beaver Stadium
8.	110,803	Nov. 11, 2000	Michigan, Michigan Stadium
9.	110,753	Sept. 14, 2002	Nebraska, Beaver Stadium
<b>10.</b>	<b>110,669</b>	<b>Oct. 19, 2019</b>	<b>Michigan, Beaver Stadium</b>

### BEAVER STADIUM WINS 2019 ULTIMATE STADIUM BRACKET

- Beaver Stadium was the winner of For the Win/USA Today's 2019 Ultimate Stadium Bracket.
- The competition pitted venues from college football, college basketball, the NBA, NFL and Major League Baseball against each other in a bracket-style tournament with the winner of each round advancing based on fan votes.
- The home of the Nittany Lions topped Kansas' Allen Fieldhouse in the final, earning 78.64 percent of the vote (14,026 votes to 3,810). Beaver Stadium's route to the final included wins over LSU's Tiger Stadium, UCLA's Rose Bowl and the Atlanta Falcons' Mercedes Benz Stadium.

### LIVE MÁS STUDENT SECTION

- The Penn State Student Section is one of 14 on the ESPN/Taco Bell Live Más Student Section of the Year Watch List.
- The group was named the Student Section of the Week in Week 5 after showing strong support in large numbers at Maryland and in Week 8 for the Penn State White Out.
- The Penn State Student Section is the first two-time winner of the Live Más Student Section of the Week this season.

### 2019 GAME THEMES

- Indiana, November 16:** Military Appreciation Day; Seats for Servicemembers; All-U Day
- Rutgers, November 30:** Senior Day; Penn State Parents & Families Tailgate; Educator Appreciation; Penn State Faculty/Staff Day

### EQUAL OPPORTUNITY ON THE GROUND

- Penn State ranks seventh in the Big Ten with 170.1 rushing yards per game, primarily using a rotation of running backs.
- Penn State has four rushers averaging at least 30 rushing yards per game, led by freshman **Noah Cain** (43.8 ypg). Cain is followed by **Journey Brown** (37.1 ypg), quarterback **Sean Clifford** (35.0 ypg) and **Devyn Ford** (30.3 ypg).
- Penn State ranks tied for 30th in FBS with 19 rushing touchdowns. Those touchdowns have been scored by seven different Nittany Lions. Cain (6), Brown (3) and Clifford (3) have accounted for 12 of the 19.
- Cain (Purdue, 105 yds & Iowa, 102 yds), Ford (Idaho, 107 yds), Brown (Pitt, 109 yds) and have each had 100-yard rushing games this season.

### FRESHMAN FINDS THE END ZONE

- True freshman RB **Noah Cain** scored his sixth rushing touchdown of the season against Iowa.
- Cain is tied for ninth among FBS freshmen in season rushing touchdowns.
- Cain is one touchdown shy of tying the Penn State freshman rushing touchdown record of seven held by D.J. Dozier (1983) and Saquon Barkley (2015).
- Overall, Cain ranks 10th in the Big Ten with six rushing touchdowns.

### CAIN BREAKS OUT

- RB **Noah Cain** posted his second-straight 100-yard game at Iowa with 102 yards on a career-high 22 carries.
- Cain became the first Nittany Lion freshman to run for 100 yards in back-to-back games since Saquon Barkley in 2015 (115 yards vs. Buffalo; 195 yards vs. Rutgers).

### LONG JOURNEY

- Against Pitt in his first career start, RB **Journey Brown's** 85-yard run against Pittsburgh was the second-longest non-scoring run in school history. Blair Thomas had a 92-yard rush vs. Syracuse in 1986.
- Brown's 85-yard rush was the longest rush by a Nittany Lion since Saquon Barkley had a 92-yard dash against Washington in the 2017 Fiesta Bowl.
- The 85-yard rush led Brown to a career-high 109 yards for the day for his first career 100-yard game.
- It was also Penn State's second run of 80 or more yards this season, joining an 81-yard run by **Devyn Ford** against Idaho.

### GROUND GAME ROLLS AGAINST IDAHO

- Seven different Nittany Lion rushers combined for 331 rushing yards against Idaho.
- The 331 yards on the ground were Penn State's most since rushing for 387 yards at Illinois last season.
- Five Nittany Lion running backs: **Journey Brown** (2), **Noah Cain** (2), **Devyn Ford** (1), **Ricky Slade** (1) and **Nick Eury** (1) combined for seven rushing touchdowns
- The last time five different Nittany Lion rushers scored at least one touchdown in the same game was a 70-24 win over Akron in 1999: Omar Easy, Eric McCoo, Mike Cerimele (2 TD), Rashard Casey (QB), Mick Blosser.
- The last time five different PSU running backs scored at least one touchdown in the same game was a 42-3 win over Syracuse in 1986: Blair Thomas, Tim Manoa (2 TD), D.J. Dozier, Odell Wilson and Steve Smith.
- Penn State's seven rushing touchdowns were its most since doing the same against Coastal Carolina in 2008.
- Ford rushed for a game-high 107 yards on six carries, averaging 17.8 yards per attempt in his debut.
- Ford became the first Nittany Lion freshman to run for more than 100 yards in a game since Saquon Barkley rushed for 103 yards against Michigan State on November 18, 2015.
- Ford is the first Penn State freshman to run for 100 yards in a season opener since Curt Warner did so on 12 carries against Rutgers on Sept. 15, 1979.
- Ford scored on an 81-yard run in the second quarter. It was his first career touchdown and Penn State's longest rushing touchdown since Saquon Barkley's 92-yard run in the Fiesta Bowl vs. Washington in 2017.

## DEFENSE NOTES

### MIDSEASON ALL-AMERICANS

- Three Nittany Lion defenders drew midseason All-America recognition.
  - DE **Yetur Gross-Matos** was named midseason All-America by the Associated Press and Sporting News.
  - LB **Jan Johnson** was named Pro Football Focus Midseason All-America Team honorable mention.
  - LB **Micah Parsons** was named Rivals Midseason All-America.
- See Season Honors on Page 12**

### LOW SCORING

- Penn State is second in scoring defense overall, allowing just 9.6 points per game to trail only Ohio State (7.9).
- Penn State's 77 points allowed in the first eight games is its fewest since allowing 71 points in the first eight games of 2009.
- Penn State has held its last 11 consecutive regular season opponents to 21 points or less, and 10 of those to 13 points or less.
- The Nittany Lions shut out Michigan State in the first half, marking the third time this year Penn State put up zeroes in the opening half this season (Idaho and Maryland).
- Penn State, Ohio State and Wisconsin are the only teams in FBS to not allow a first quarter touchdown this season. Penn State allowed its first points in the opening quarter on a field goal at Iowa in Week 7.
- The Nittany Lions are second in FBS in fourth-quarter points allowed (2.50) and are third in FBS in second-half points allowed (4.63) this season.
- According to Elias Sports Bureau, Penn State was the first FBS team to allow no more than 13 points in each of its first six games of a season since Louisville in 2013.
- Since 2000, the only other team besides Penn State (2019) and Louisville (2013) to allow no more than 13 points in each of its first six games was Wisconsin (2004). Penn State was a victim of Wisconsin's streak, taking a 16-3 loss in its Big Ten opener that year.
- The 19 points allowed by Penn State in its first three Big Ten games this season (0 at Maryland, 7 vs. Purdue, 12 at Iowa) are the fewest allowed in a three-game stretch of Big Ten games in a single season since joining the conference in 1993. The previous low was allowing 20 in three straight games on two occasions (last in 2018).
- The 19 points allowed by Penn State in its first three Big Ten games this season (0 at Maryland, 7 vs. Purdue, 12 at Iowa) are the fewest allowed in any three-game stretch since allowing just 14 points to open the 2017 season, shutting out both Akron and Georgia and allowing 14 to Pitt.
- The seven points allowed by Penn State in its first two Big Ten games this season (0 at Maryland, 7 vs. Purdue) were the fewest allowed in a two-game stretch of Big Ten games in a single season since joining the conference in 1993. The previous low was allowing 10 in two consecutive games on two occasions (last in 2018).
- At Maryland, the Nittany Lions posted their first shutout since the Georgia State game in 2017, first Big Ten shutout since 2016 (seventh overall in Big Ten play) and first of Maryland since 1970. It was also Penn State's largest road shutout since beating Fordham, 75-0, in 1947 and largest shutout in a Big Ten game.
- Penn State has held eight of its last nine regular-season non-conference opponents to 14 points or less, dating back to 2017.

### PARSONS PRODUCING

- Micah Parsons** leads the team with 57 tackles and ranks 16th in the Big Ten averaging 71 tackles per game.
  - Parsons, who led Penn State with 83 tackles as a true freshman last season, has 140 tackles for his career.
  - Parsons is third on the team with 6.0 tackles for loss.
  - Parsons made 14 tackles against Michigan, tying his career high set last year vs. Kentucky in the Citrus Bowl.
  - The 12 tackles by Parsons at Michigan State marked his fourth game with at least 10 tackles.
- See Season Honors on Page 12**



**WADE MAKING AN IMPACT**

- S **Lamont Wade** has 31 tackles over the last four games, leading Penn State with 11 against Purdue and tying for the team lead with seven at Iowa. He also had seven against Michigan and six at Michigan State.
- Wade is second on the team with 44 tackles.

**STOPPING THE RUN**

- Penn State is allowing just 68.4 yards rushing per game to rank second in FBS and lead the Big Ten.
- Penn State is allowing 1.99 yards per rush to lead FBS.
- Penn State has held six of eight opponents this season to less than 100 yards rushing.
- Penn State is one of six teams (Utah, Georgia, Michigan, San Diego State, Wisconsin) to have held opponents to 70 or fewer rushing yards in five or more games this season. Utah has done it seven times.
- Penn State held Purdue to minus-19 yards rushing, the fewest rushing yards allowed by a Nittany Lion defense since holding Maryland to minus-32 in 1978.
- The minus-19 yards rushing allowed is the second-lowest rushing yards allowed in an FBS game this season, trailing the minus-73 yards allowed by Michigan State against Tulsa in the season opener.
- The minus-19 yards rushing is the fewest allowed by Penn State in a Big Ten game. The previous low was minus-12 yards rushing allowed to Purdue in 1998.
- The minus-19 yards rushing allowed is the fifth-fewest rushing yards allowed by Penn State since 1947.
- The minus-19 yards rushing allowed are the seventh-fewest given up by a Big Ten team since 2000.
- Three of the five lowest rushing yard allowed totals under Franklin have been established this season, with minus-19 yards allowed to Purdue, 4 yards allowed to Idaho and 24 yards allowed to Pitt.

**TOTAL DEFENSE**

- Penn State ranks ninth in FBS and fifth in the Big Ten averaging just 280.0 yards allowed per game.
- Penn State is among the leaders in turnover margin with 14 takeaways to seven turnovers, ranking 10th in FBS.
- Penn State has held three opponents under 150 yards of total offense this season (145, Idaho; 128, Maryland; 104, Purdue). It's the first time since at least 1971 that the Nittany Lions have held three opponents to less than 150 yards in a season.
- Penn State, Indiana and Wisconsin are the only three teams in FBS to have three games with less than 150 yards of total offense allowed this season. Since 2000, Michigan (2015) and Ohio State (2007) are the only other Big Ten teams to accomplish the feat.
- The Nittany Lions are the first team in FBS to have held three opponents to 150 total yards or less in a single season since Boston College did so against four opponents in 2016.
- The 104 yards allowed by Penn State against Purdue are the second-fewest given up by the Lions in a Big Ten game and the fewest since giving up 87 to Rutgers in 2016.

**REID ALL ABOUT IT**

- CB **John Reid** is 12th all-time at Penn State and 14th among active FBS players with 34 passes defended (27 pbu, 7 int).
- Reid tallied an interception in each of the first two games this season.
- Reid's interception return for a touchdown against Buffalo was the first interception returned for a TD since Amani Oruwariye returned an interception 30 yards for a score against Kent State in 2016.
- It was Reid's first career touchdown and his seventh career interception.
- In the opener against Idaho, Reid had an interception and tallied the first full sack of his career, as he forced an intentional grounding penalty in the opening stanza. **See Records Watch on Pages 23-26**

**WILD DOGS GETTING TO THE QB**

- Penn State ranks seventh in FBS and third in the Big Ten in sacks (3.75). **See National Nits on Page 9**
- DEs **Yetur Gross-Matos** and **Shaka Toney** lead Penn State with 5.5 sacks each to rank tied for sixth in the Big Ten with 0.69 per game.
- Toney had three sacks against Purdue, one off of his career best mark of four set at Indiana last season.
- The Nittany Lions recorded 10 sacks vs. Purdue, the most for Penn State since the school record of 11 against Illinois in 1999 and the most by a Big Ten team since Ohio State had 10 sacks against Wisconsin in 2007.
- The 10 sacks are tied for the most in FBS in a single game this season. (SMU and Florida).
- Penn State's 3.36 sacks per game over the last five years (2015-19) lead FBS
- Penn State's 205 sacks over the last five years (2015-19) are third only to Clemson (226) and Alabama (211).
- Over the last five years, Penn State's defense has cumulated a 9.31 percent sack percentage (205 sacks on 2,203 plays), which ranks third behind Clemson and Michigan.
- PSU posted four consecutive 40-plus sack seasons for the first time in program history after totaling 47 last season, 42 in 2017, 40 in 2016 and 46 in 2015.
- In 2018, Penn State led the country in sacks per game (3.62) and ranked fourth and led the Big Ten in tackles for loss (8.2) per game.

**STOPS BEHIND THE LINE**

- Penn State ranks ninth in FBS and third in the Big Ten in tackles for loss (8.9).
- DE **Yetur Gross-Matos** leads Penn State with 9.5 TFLs and ranks tied for eighth in the Big Ten.
- A total of 23 Nittany Lions have recorded at least a half-tackle for loss.
- Penn State had 13 TFLs against Purdue, giving them at least 10 TFLs in four of six games this season.
- Penn State is one of eight teams in FBS with four games of 10 or more TFLs this season.
- Penn State posted double-digit tackles for loss in the first three games of the season (11 vs. Idaho; 10 vs. Buffalo; 10 vs. Pitt) for the first time since opening 2007 by accomplishing the feat in four consecutive games (10 vs. FIU; 10 vs. Notre Dame; 10 vs. Buffalo; 15 vs. Michigan).

**SPECIAL TEAMS NOTES**

**PINEGAR CLIMBING KICKING CHARTS**

- K **Jake Pinegar** has converted 21 career field goals to rank 15th all-time at Penn State. Next on the list is Ray Tarasi (1986-89) with 27 career field goals.
- Pinegar has 92 career extra points to rank ninth all-time at Penn State. **See Records Watch on Pages 23-26**

**BLOCKED KICKS**

- Penn State has blocked four kicks, including three punts (2 vs. Idaho; 1 vs. Buffalo) and a field goal (1 at Michigan State) to rank third in FBS this season.
- Penn State's three blocked punts are tied for the national lead with Houston and Nebraska.
- DE **Shaka Toney** blocked his first career kick on 46-yard field goal at Michigan State.
- The blocked field goal is the first for Penn State since Nick Scott blocked an attempt at Michigan in 2018.
- **Journey Brown** earned his first career block against Buffalo.
- **Jonathan Sutherland** blocked two punts against Idaho for the first blocked punts of his career. He is tied for the national lead in blocked kicks with seven others.
- The last time Penn State was credited with two blocked punts in the same game was against Louisiana Tech in 2000.

**COMMUNITY SERVICE**

**LIFT FOR LIFE A SUCCESS**



- The 17th Annual Penn State Uplifting Athletes "Lift for Life" was another tremendous success. The fundraising total for the 2019 event was \$51,352, which will benefit Uplifting Athletes and its commitment to life skills development, patient focused programs and rare disease research.
- The 2018-19 fundraising total for the Penn State chapter currently sits at \$56,018, while the 17-year total is now nearly \$1.45 million.
- Fans can support Uplifting Athletes throughout the year by visiting [upliftingathletes.org/donate](http://upliftingathletes.org/donate) or by sending a donation to Uplifting Athletes, 8 Atkinson Drive, PO Box 574, Doylestown, PA 18901. Please make checks payable to Uplifting Athletes and write Penn State Chapter in the memo section.
- The Penn State Lift for Life featured more than 100 members of the Nittany Lion football team and was held at Holuba Hall, with approximately 1,000 fans in attendance. The exhibition featured rotations of one-on-one battles in the tire flip, sled pull, bench press and farmer's hold, followed by tug of war competitions.
- The event included a kids clinic for the sixth year in a row, which was run by the Nittany Lion true freshmen and concluded with a team autograph session.
- Founded by Penn State Football teammates Scott Shirley, Dave Costlow and Damone Jones in 2003, Lift for Life has benefitted cancer research and the rare disease community.
- The 2019 Uplifting Athletes officers are: quarterback **Sean Clifford**, president; long snapper **Chris Stoll**, vice president; defensive tackle **Evan Presta**, treasurer; offensive lineman **Mike Miranda**, director of operations; safety **Justin Neff**, director of player logistics; long snapper **Joe Calcagno**, secretary.

**LIONS BRING SMILES TO HERSHEY**



- For the sixth consecutive year, Penn State football again took an afternoon off from summer workouts and boarded buses headed to the Penn State Hershey Children's Hospital. A special visit that has now become an annual event, it's a day nearly every Nittany Lion looks forward to in the offseason.
- Upon stepping off the buses, the Penn State energy is palpable as the team is greeted by smiling hospital staffers before splitting into small groups. While some groups spread out to visit individual families in their rooms, members of the team also passed through a high-five tunnel into the Tree House Cafe.
- Surrounding families and patients with smiles, the Nittany Lions spent the afternoon simply spending time and having fun.

## COACHING STAFF POTW

The Penn State coaching staff chooses players of the week in all three phases. Here are these selections:

### AUG. 31 - IDAHO

- Defensive: Yetur Gross-Matos & John Reid (G); Justin Neff & Evan Presta (D)
- Offensive: KJ Hamler & Mike Miranda (G); Justin Weller & Blake Zalar (D)
- Special Teams: Jordan Stout & Jonathan Sutherland (G); Nick Eury (D)

### SEPT. 7 - BUFFALO

- Defensive: Cam Brown & John Reid (G); Smith Vilbert & Drew Hartlaub (D)
- Offensive: Jahan Dotson & Pat Freiermuth (G); CJ Holmes & Blake Zalar (D)
- Special Teams: Isaac Lutz (G); Ben Wilson (D)

### SEPT. 14 - PITTSBURGH

- Defensive: Micah Parsons & Shaka Toney (G); Max Chizmar & Justin Neff (D)
- Offensive: Journey Brown & Will Fries (G); Ta'Quan Roberson & Sal Wormley (D)
- Special Teams: Jordan Stout & Jonathan Sutherland (G); Justin Neff (D)

### SEPT. 27 - MARYLAND

- Defensive: Ellis Brooks & Tariq Castro-Fields (G); Hakeem Beamon & Justin Neff (D)
- Offensive: Sean Clifford & Michal Menet (G); John Dunmore & Justin Kopko (D)
- Special Teams: John Reid (G); Robbie Dwyer (D)

### OCT. 5 - PURDUE

- Defensive: Shaka Toney & Lamont Wade (G); Daniel Vasey & Daequan Hardy (D)
- Offensive: Jahan Dotson & Noah Cain (G); Ben Wilson & Blake Zalar (D)
- Special Teams: Journey Brown (G); Max Chizmar (D)

### OCT. 12 - IOWA

- Defensive: Robert Windsor (G); Drew Hartlaub & Max Chizmar (D)
- Offensive: Michal Menet & Noah Cain (G); Nick Eury & Saleem Wormley (D)
- Special Teams: Blake Gillikin (G); Colton Maxwell (D)

### OCT. 19 - MICHIGAN

- Defensive: Tariq Castro-Fields & Micah Parsons (G); Smith Vilbert & Max Chizmar (D)
- Offensive: Steven Gonzalez & KJ Hamler (G); John Dunmore & Blake Zalar (D)
- Special Teams: Dan Chisena (G); Denver Light (D)

### OCT. 26 - MICHIGAN STATE

- Defensive: Lamont Wade (G); Denver Light & Robbie Dwyer (D)
- Offensive: Pat Freiermuth (G); Ta'Quan Roberson & Justin Kopko (D)
- Special Teams: Dan Chisena, Blake Gillikin & Drew Hartlaub (G); Alex Furmanek (D)

G-Game D-Development Squad

## PREMIER PUNTING

- P **Blake Gillikin** ranks second at Penn State with a career average of 43.09 yards per punt.
- Gillikin has landed 92 career punts inside the 20.
- Gillikin has landed 48 career punts inside the 10.
- Gillikin has 50 career punts of 50 or more yards.
- Gillikin booted his eighth career punt of 60 or more yards against Michigan and his second in two weeks (62 yards, at Iowa).

## HIDDEN YARDS

- Penn State has 1,050 hidden yards the season, according to Coaches by the Numbers, which is calculated by multiplying average starting field position by total possessions.
- Hidden yards are defined "as yards a team does not have to gain because of field position advantages."

## STOUT LEG

- K **Jordan Stout** has 41 touchbacks to rank seventh in FBS, and they have come on 54 kickoffs to rank 14th in FBS with a 75.93 touchback percentage.
- Stout's 57-yard field goal against Pitt broke the Penn State school record. The previous record was held by Chris Bahr, who booted three 55-yard field goals in 1975 at Temple, at Ohio State and at Syracuse.
- Stout's 57-yard field goal tied the Beaver Stadium record for longest field goal, equaling the mark established by Gary Homer of Ohio in 1973.
- Stout's 57-yard field goal is tied for the 12th-longest in Big Ten history, and it is the longest by a Big Ten kicker since Marshall Koehn of Iowa had a 57-yard boot vs. Pittsburgh in 2015.
- Stout's 57-yard field goal is tied for the longest field goal in FBS this season.
- Stout is the first Penn State kicker to have multiple 50-yard field goals in a season since Kevin Kelly had two in 2008. Kelly's two kicks were 52 yards at Syracuse and 50 at Wisconsin.
- Stout had 12 touchbacks on 13 kickoffs vs. Idaho, which is the most at Penn State since the kickoff spot moved to the 35-yard line in 2011.
- Stout's 53-yard field goal against Idaho is tied for seventh-longest in Penn State history with Kevin Kelly (vs. Iowa, 2007) and Massimo Manca (vs. Notre Dame, 1985).
- Stout's 53-yard field goal at the time was the longest since Sam Ficken had a 54-yard field goal vs. Kent State in 2013 and the first 50-plus-yard field goal since Ficken converted a 50-yard kick vs. Temple in 2014.

## HAMLER MOVING UP KICK RETURN CHARTS

- KR **KJ Hamler** ranks tied for ninth with Lydell Mitchell in career kickoff return average, averaging 24.6 yards per return.
- Hamler is just 27 yards shy of cracking the top 10 of Penn State's career kickoff return yards list. He trails Miles Sanders for 10th (764 yds) with 737 career kickoff return yards.
- Hamler has 30 career kickoff returns, which ranks two shy of 10th on Penn State's career list.

See Records Watch on Pages 23-26

## PINEGAR MATCHES EXTRA POINT RECORD

- K **Jake Pinegar** connected on all 10 extra point attempts against Idaho, which tied the Penn State record for extra points made and extra point attempts in a game. He equaled the mark set by Charles Atherton vs. Gettysburg in 1894 and Travis Forney vs. Akron in 1999.
- He also tied the program record for extra point percentage (min. 10 attempts) with Atherton and Forney.

See Records Watch on Pages 23-26

## SEASON NOTES

### WELCOME

- Five players made their Nittany Lion debuts: DL **Hakeem Beamon**, WR **John Dunmore**, CB **Daquan Hardy**, WR **TJ Jones** and S **Tyler Rudolph**, bringing Penn State's season debut total to 36.
- Beamon, Dunmore, Hardy, Jones and Rudolph are five of 18 true freshmen who have played this year and 28 players who have made their college debut.
- Three players made their Nittany Lion debuts at Maryland: junior transfer OL **Anthony Whigan** and freshmen DL **Dvon Ellies** and CB **Marquis Wilson**.
- Freshman DE **Smith Vilbert** made his collegiate debut and sophomore transfer **CJ Holmes** made his Penn State debut against Buffalo.
- CB **DJ Brown**, RB **Noah Cain**, DT **Judge Culpepper**, LB **Lance Dixon**, CB **Keaton Ellis**, RB **Devyn Ford**, DT **Aeneas Hawkins**, DE **Adisa Isaac**, LB **Charlie Katshir**, OL **Hunter Kelly**, QB **Will Levis**, WR **Colton Maxwell**, S **Justin Neff**, CB **Joey Porter Jr.**, LB **Brandon Smith**, LS **Chris Stoll**, TE **Brenton Strange**, DL **Dan Vasey**, OL **Sal Wormley** and OL **Caeden Wallace** made their debuts in the season opener against Idaho.
- Transfers S **Jaquan Brisker**, WR **Weston Carr** and K **Jordan Stout** made their first appearances at Penn State against Idaho.

### YOU'RE UP

- RB **Noah Cain** became the 13th first-time starter for Penn State this season (9 offense, 3 defense, 1 special teams) and first true freshman to earn a starting nod. Cain is the third different running back to start this year, joining **Ricky Slade** and **Journey Brown**.
- WR **Daniel George** earned his first career start against Purdue.
- Brown and TE **Nick Bowers** made their first career starts during the Pitt game.
- Against Idaho, nine Nittany Lions made their first career start (five on offense, three on defense, one on special teams): SN **Chris Stoll**, LB **Jesse Luketa**, DE **Shaka Toney**, S **Lamont Wade**, OL **Rasheed Walker**, OL **C.J. Thorpe**, WR **Justin Shorter**, Slade, QB **Sean Clifford**.

### PSU-MICHIGAN GAME TOPS WEEK 8 RATINGS

- ABC's Saturday Night Football featuring Michigan at Penn State was the most watched game of Week 8 with an average audience of 6.7 million tuning in.
- The game ranks as the eighth most-watched game this season (as of Oct. 29).

Game	Viewers	Net	Date
1. Notre Dame at Georgia	9.35	CBS	9/21
2. LSU at Texas	8.65	ABC	9/7
3. Oklahoma vs. Texas	7.32	FOX	10/12
4. Auburn at LSU	7.18	CBS	10/26
5. Oregon vs. Auburn	6.88	ABC	8/31
6. Notre Dame at Michigan	6.75	ABC	10/26
7. Michigan St. at Ohio St.	6.68	ABC	10/5
<b>8. Michigan at Penn State</b>	<b>6.66</b>	<b>ABC</b>	<b>10/19</b>
9. Wisconsin at Ohio State	6.65	FOX	10/26
10. Florida at LSU	6.61	ESPN	10/12

Viewers in millions

### YOUTH MOVEMENT

- According to PhilSteele.com's 2019 Two-Deep Class Breakdown, Penn State entered the year as the ninth-most inexperienced team in FBS.
- The magazine's formula takes into account senior starters, returning letterwinners, yardage and tackles returning and offensive line starts.
- Purdue was the only Penn State opponent to rank as less experienced, ranking as the sixth-most inexperienced team.

### 2019 TEAM CAPTAINS NAMED

- Cam Brown**, **Blake Gillikin**, **Jan Johnson** and **Garrett Taylor**, junior **Michal Menet** and sophomores **Sean Clifford**, **Pat Freiermuth** and **Jonathan Sutherland** have been voted as team captains for the 2019 season by their teammates.
- Gillikin is a team captain for a second-straight season.



**FUTURE SCHEDULES**

**2020 Schedule**

Sept. 5 . . . . . KENT STATE  
 Sept. 12 . . . . . at Virginia Tech  
 Sept. 19 . . . . . SAN JOSE STATE  
 Sept. 26 . . . . . NORTHWESTERN\*  
 Oct. 3 . . . . . at Michigan\*  
 Oct. 10 . . . . . Open  
 Oct. 17 . . . . . IOWA\*  
 Oct. 24 . . . . . OHIO STATE\*  
 Oct. 31 . . . . . at Indiana\*  
 Nov. 7 . . . . . at Nebraska\*  
 Nov. 14 . . . . . MICHIGAN STATE\*  
 Nov. 21 . . . . . MARYLAND\*  
 Nov. 28 . . . . . at Rutgers\*  
 Dec. 5 . . . . . BIG Championship\*

**2021 Schedule**

Sept. 4 . . . . . at Wisconsin\*  
 Sept. 11 . . . . . BALL STATE  
 Sept. 18 . . . . . AUBURN  
 Sept. 25 . . . . . VILLANOVA  
 Oct. 2 . . . . . Open  
 Oct. 9 . . . . . at Iowa\*  
 Oct. 16 . . . . . ILLINOIS\*  
 Oct. 23 . . . . . at Michigan State\*  
 Oct. 30 . . . . . INDIANA\*  
 Nov. 6 . . . . . at Maryland\*  
 Nov. 13 . . . . . MICHIGAN\*  
 Nov. 20 . . . . . at Ohio State\*  
 Nov. 27 . . . . . RUTGERS\*  
 Dec. 4 . . . . . BIG Championship\*

**2022 Schedule**

Sept. 3 . . . . . at Purdue\*  
 Sept. 10 . . . . . OHIO  
 Sept. 17 . . . . . at Auburn  
 Sept. 24 . . . . . CENTRAL MICHIGAN  
 Oct. 1 . . . . . OHIO STATE\*  
 Oct. 8 . . . . . at Michigan\*  
 Oct. 15 . . . . . ILLINOIS\*  
 Oct. 22 . . . . . Open  
 Oct. 29 . . . . . MICHIGAN STATE\*  
 Nov. 5 . . . . . at Indiana\*  
 Nov. 12 . . . . . MARYLAND\*  
 Nov. 19 . . . . . MINNESOTA\*  
 Nov. 26 . . . . . at Rutgers\*  
 Dec. 3 . . . . . BIG Championship\*

**2023 Schedule**

Sept. 2 . . . . . WEST VIRGINIA  
 Sept. 9 . . . . . DELAWARE  
 Sept. 16 . . . . . at Illinois\*  
 Sept. 23 . . . . . at Northwestern\*  
 Sept. 30 . . . . . Open  
 Oct. 7 . . . . . INDIANA\*  
 Oct. 14 . . . . . at Michigan State\*  
 Oct. 21 . . . . . at Ohio State\*  
 Oct. 28 . . . . . IOWA\*  
 Nov. 4 . . . . . MICHIGAN\*  
 Nov. 11 . . . . . UMASS  
 Nov. 18 . . . . . RUTGERS\*  
 Nov. 25 . . . . . at Maryland\*  
 Dec. 2 . . . . . BIG Championship\*

**2024 Schedule**

Aug. 31 . . . . . at West Virginia  
 Sept. 7 . . . . . BOWLING GREEN  
 Sept. 14 . . . . . at Rutgers\*  
 Sept. 21 . . . . . Open  
 Sept. 28 . . . . . Open  
 Oct. 5 . . . . . MARYLAND\*  
 Oct. 12 . . . . . ILLINOIS\*  
 Oct. 19 . . . . . at Wisconsin\*  
 Oct. 26 . . . . . NEBRASKA\*  
 Nov. 2 . . . . . Open  
 Nov. 9 . . . . . OHIO STATE\*  
 Nov. 16 . . . . . at Michigan\*  
 Nov. 23 . . . . . at Indiana\*  
 Nov. 30 . . . . . MICHIGAN STATE\*  
 Dec. 7 . . . . . BIG Championship\*

*One non-conference game to be scheduled*

**2025 Schedule**

Sept. 6 . . . . . VIRGINIA TECH  
 Sept. 13 . . . . . VILLANOVA  
 Sept. 20 . . . . . RUTGERS\*  
 Sept. 27 . . . . . at Illinois\*  
 Oct. 4 . . . . . PURDUE\*  
 Oct. 11 . . . . . Open  
 Oct. 18 . . . . . at Maryland\*  
 Oct. 25 . . . . . at Minnesota\*  
 Nov. 1 . . . . . INDIANA\*  
 Nov. 8 . . . . . Open  
 Nov. 15 . . . . . at Ohio State\*  
 Nov. 22 . . . . . MICHIGAN\*  
 Nov. 29 . . . . . at Michigan State\*  
 Dec. 6 . . . . . BIG Championship\*

*One non-conference games to be scheduled*

**2020 Blue-White Game**

April 18, 2020

**Future Non-Conference Games**

Sept. 12, 2026 . . . . . at Temple  
 Sept. 11, 2027 . . . . . DELAWARE  
 Sept. 18, 2027 . . . . . TEMPLE

\* Big Ten Game  
 ^ Lucas Oil Stadium; Indianapolis  
 & TBA

*Schedule subject to change*

**FAMILY AFFAIR**

- Penn Staters know that it is very common for generations of families to all attend Penn State. For a fortunate few, immediate family members are also able to follow in a brother, father or grandfather's footsteps on the Penn State football team.
- Three sons of Penn State lettermen are on the 2019 team.
 

<b>Father (Letters)</b>	<b>Son (Class)</b>
Brian Chizmar (1986-89)	Max Chizmar (So.)
Bruce Ellis (1973-76)	Keaton Ellis (Fr.)
Chris Thorpe (1988)	C.J. Thorpe (So.)
- Four pairs of brothers are currently represented.
 

<b>Older (Letters/Class)</b>	<b>Younger (Class)</b>
Billy Fessler (2017)	Henry Fessler (R-Fr.)
Kyle Vasey (2018)	Dan Vasey (So.)
Adam DeBoef (2017)	Collin DeBoef (R-Fr.)
Christian Kuntz (2012)	Zack Kuntz (R-Fr.)
- QB **Michael Shuster** is the grandson of Dick Hoak (1958-60), who was a running back at Penn State.

**OVERTIME OVER TIME**

- College football introduced overtime during the bowl season in 1995 and adopted it for regular season games in 1996. Since then, Penn State has played 13 overtime games, including six over the 2012-14 seasons.
- Nine of the 13 overtime tilts have come at home, two in true road games, one in the 2006 Orange Bowl and one in the 2014 Pinstripe Bowl.
- Penn State is 8-5 all-time in overtime games, with a 5-4 record at Beaver Stadium, 1-1 mark in true road games and 2-0 ledger at a neutral site.
- Penn State has won three-straight overtime games under James Franklin. It's the longest streak of overtime wins since winning five-straight from 2006 to 2013.
- Penn State went into overtime in a season opener for the first time, opening the 2018 season with a 45-38 OT-win over Appalachian State. It was the seventh overtime game at Beaver Stadium since the start of the 2012 season. Penn State is 5-2 in those games.
- Penn State's first two overtime contests came vs. Iowa in 2000 and 2002 at home. The Nittany Lions dropped their first three contests that went to the extra period, but won five straight overtime contests before falling to Nebraska on Nov. 23, 2013.
- Penn State's all-time overtime games:
 

Date	Opponent	Score
11/4/00	IOWA (2OT)	L, 23-26
9/28/02	IOWA	L, 35-42
10/12/02	at Michigan	L, 24-27
1/3/06	vs. Florida State (3OT) <sup>1</sup>	W, 26-23
10/7/06	at Minnesota	W, 28-27
11/24/12	WISCONSIN	W, 24-21
10/12/13	MICHIGAN (4OT)	W, 43-40
11/2/13	ILLINOIS	W, 24-17
11/23/13	NEBRASKA	L, 20-23
10/25/14	OHIO STATE (2OT)	L, 24-31
12/27/14	vs. Boston College <sup>2</sup>	W, 31-30
10/2/16	MINNESOTA	W, 29-26
9/1/18	APPALACHIAN STATE	W, 45-38

*1 - Orange Bowl, 2 - Pinstripe Bowl*

**NON-CONFERENCE SUCCESS**

- Penn State has won 10 consecutive games over non-conference opponents during the regular season, dating back to a win over Temple in 2016.
- The Nittany Lions have won 16-straight non-conference regular-season home games, dating back to a win over Kent State on Sept. 21, 2013.
- Under **James Franklin** (since 2014), Penn State is 18-2 against non-conference opposition during the regular season and 20-5 when including bowl games.

**PRESEASON HONORS**

**CAM BROWN, LINEBACKER**

Butkus Award Preseason Watch List (Top LB)  
 Phil Steele's All-Big Ten 3rd team

**JAMES FRANKLIN, HEAD COACH**

Bobby Dodd Trophy Watch List (Top Coach)

**PAT FREIERMUTH, TIGHT END**

Mackey Award Watch List (Top TE)  
 Athlon All-Big Ten 1st team  
 Phil Steele's All-Big Ten 2nd team

**WILL FRIES, OFFENSIVE LINE**

Lindy's All-Big Ten 3rd team

**BLAKE GILLIKIN, PUNTER**

Allstate AFCA Good Works Team Nominee  
 Ray Guy Award Watch List (Top P)

**STEVEN GONZALEZ, OFFENSIVE LINE**

Athlon All-Big Ten 3rd team  
 Phil Steele's All-Big Ten 2nd team

**YETUR GROSS-MATOS, DEFENSIVE END**

Watch Lists

Nagurski Trophy (Defensive Player of the Year)  
 Bednarik Award (Defensive Player of the Year)  
 Lott IMPACT Trophy (Defensive Player of the Year on/off field)  
 Hendricks Award (Top DE)

Preseason All-America

Athlon All-America 2nd team  
 Phil Steele's All-America 4th Team

Preseason All-Conference

Athlon All-Big Ten 1st team  
 Lindy's All-Big Ten 2nd team  
 Phil Steele's All-Big Ten 1st team

**KJ HAMLER, WIDE RECEIVER**

Watch Lists

Maxwell Award (National Player of the Year)  
 Biletnikoff Award (Top WR)  
 Paul Hornung Award (Most Versatile)

Preseason All-Conference

Athlon All-Big Ten 2nd team (KR)  
 Athlon All-Big Ten 2nd team (WR)  
 Lindy's All-Big Ten 3rd team (AP)  
 Phil Steele's All-Big Ten 3rd team (WR)

**MICHAL MENET, OFFENSIVE LINE**

Rimington Watch List (Top C)  
 Athlon All-Big Ten 3rd team  
 Phil Steele's All-Big Ten 4th team

**MICAH PARSONS, LINEBACKER**

Watch Lists

Nagurski Trophy (Defensive Player of the Year)  
 Butkus Award Preseason Watch List (Top LB)

Preseason All-America

Lindy's All-America 1st team  
 Phil Steele's All-America 4th Team

Preseason All-Conference

Athlon All-Big Ten 2nd team  
 Lindy's All-Big Ten 1st team  
 Phil Steele's All-Big Ten 1st team

**JOHN REID, CORNERBACK**

Athlon All-Big Ten 3rd team  
 Lindy's All-Big Ten 2nd team  
 Phil Steele's All-Big Ten 3rd team

**RICKY SLADE, RUNNING BACK**

Phil Steele's All-Big Ten 3rd team

**ROBERT WINDSOR, DEFENSIVE TACKLE**

Watch Lists

Nagurski Trophy (Defensive Player of the Year)  
 Outland Trophy (Top Interior Lineman)

Preseason All-Conference

Athlon All-Big Ten 2nd team  
 Phil Steele's All-Big Ten 2nd team



# 18 2019 PENN STATE FOOTBALL

## DEPTH CHART

### OFFENSE

#### Wide Receiver

6	Shorter, Justin	So./Fr., 6-4, 235 <b>OR</b>
11	George, Daniel	So./Fr., 6-2, 220
81	Sullivan-Brown, Cam	Jr./So., 6-0, 194

#### Tight End

87	Freiermuth, Pat	So./So., 6-5, 256
83	Bowers, Nick	Gr./Sr., 6-4, 260
82	Kuntz, Zack	So./Fr., 6-7, 243
86	Strange, Brenton	Fr./Fr., 6-3, 233

#### Left Tackle

53	Walker, Rasheed	So./Fr., 6-6, 324
75	Holmes, Des	Jr./So., 6-5, 315
72	Effner, Bryce	So./Fr., 6-5, 297

#### Left Guard

74	Gonzalez, Steven	Gr./Sr., 6-4, 341
73	Miranda, Mike	Jr./So., 6-3, 295
72	Effner, Bryce	So./Fr., 6-5, 297

#### Center

62	Menet, Michal	Sr./Jr., 6-4, 313
73	Miranda, Mike	Jr./So., 6-3, 295
68	Kelly, Hunter	Sr./Jr., 6-2, 309

#### Right Guard

69	Thorpe, C.J.	Jr./So., 6-3, 322 <b>OR</b>
73	Miranda, Mike	Jr./So., 6-3, 295
55	Whigan, Anthony	Jr./Jr., 6-4, 301

#### Right Tackle

71	Fries, Will	Sr./Jr., 6-6, 313
75	Holmes, Des	Jr./So., 6-5, 315
79	Wallace, Caedan	Fr./Fr., 6-5, 333

#### Wide Receiver

1	Hamler, KJ	Jr./So., 5-9, 176
12	Hippenhammer, Mac	Jr./So., 5-11, 182
85	Lutz, Isaac	Sr./Jr., 5-11, 193

#### Wide Receiver

5	Dotson, Jahan	So./So., 5-11, 175
88	Chisena, Dan	5th/Sr., 6-3, 202
23	Carr, Weston	Gr./Sr., 6-2, 202

#### Quarterback

14	Clifford, Sean	Jr./So., 6-2, 216
7	Levis, Will	So./Fr., 6-3, 229
9	Roberson, Ta'Quan	Fr./Fr., 5-11, 192 <b>OR</b>
13	Johnson Jr., Michael	Fr./Fr., 6-2, 199

#### Running Back

21	Cain, Noah	Fr./Fr., 5-10, 206 <b>OR</b>
4	Brown, Journey	Jr./So., 5-11, 206 <b>OR</b>
3	Slade, Ricky	So./So., 5-9, 198 <b>OR</b>
28	Ford, Devyn	Fr./Fr., 5-11, 194

### DEFENSE

#### Defensive End

18	Toney, Shaka	Sr./Jr., 6-3, 243
28	Oweh, Jayson	So./Fr., 6-5, 255
20	Isaac, Adisa	Fr./Fr., 6-4, 241

#### Defensive Tackle

54	Windsor, Robert	Gr./Sr., 6-4, 285
53	Hansard, Fred	Jr./So., 6-3, 316
90	Barber, Damion	Jr./So., 6-3, 290

#### Defensive Tackle

97	Mustipher, PJ	So./So., 6-4, 311
77	Culpepper, Judge	So./Fr., 6-4, 284
51	Beamon, Hakeem	Fr./Fr., 6-3, 259

#### Defensive End

99	Gross-Matos, Yetur	Jr./Jr., 6-5, 264
34	Simmons, Shane	So./Fr., 6-3, 259
49	Joseph, Daniel	Sr./Jr., 6-3, 260

#### Outside Linebacker

11	Parsons, Micah	So./So., 6-3, 245
40	Luketa, Jesse	So./So., 6-3, 247
10	Dixon, Lance	Fr./Fr., 6-2, 213

#### Middle Linebacker

36	Johnson, Jan	Gr./Sr., 6-2, 231
13	Brooks, Ellis	Jr./So., 6-1, 234
40	Luketa, Jesse	So./So., 6-3, 247

#### Outside Linebacker

6	Brown, Cam	Sr./Sr., 6-5, 233
12	Smith, Brandon	Fr./Fr., 6-3, 240 <b>OR</b>
45	Katshir, Charlie	So./Fr., 6-3, 229

#### Cornerback

5	Castro-Fields, Tariq	Jr./Jr., 6-0, 197
2	Ellis, Keaton	Fr./Fr., 5-11, 190
24	Brown, DJ	Jr./So., 5-10, 183

#### Safety

17	Taylor, Garrett	Gr./Sr., 6-0, 198
26	Sutherland, Jonathan	Jr./So., 5-11, 201
48	Holmes, C.J.	Jr./So., 6-0, 216

#### Safety

38	Wade, Lamont	Jr./Jr., 5-9, 199
7	Brisker, Jaquan	Jr./Jr., 6-1, 210
37	Hartlaub, Drew	Jr./So., 5-11, 183

#### Cornerback

29	Reid, John	5th/Sr., 5-10, 181
19	Gordon, Trent	So./Fr., 5-11, 188
8	Wilson, Marquis	Fr./Fr., 5-11, 173

### SPECIAL TEAMS

#### Punter

93	Gillikin, Blake	Sr./Sr., 6-2, 196
98	Stout, Jordan	Jr./So., 6-3, 205
98	King, Bradley	So./So., 6-2, 199

#### Kicker Field Goal

92	Pinegar, Jake	So./So., 6-2, 195
98	Stout, Jordan	Jr./So., 6-3, 205
90	Checa, Rafael	So./So., 6-2, 201

#### Kicker Kickoff

98	Stout, Jordan	Jr./So., 6-3, 205
92	Pinegar, Jake	So./So., 6-2, 195
90	Checa, Rafael	So./So., 6-2, 201

#### Holder

93	Gillikin, Blake	Sr./Sr., 6-2, 196
15	Shuster, Michael	Jr./Jr., 6-2, 210
98	King, Bradley	So./So., 6-2, 199

#### Long Snapper

91	Stoll, Chris	Jr./So., 6-2, 245
94	Calcagno, Joe	Jr./So., 6-0, 279
42	Sullivan, Austin	Fr./Fr., 6-2, 237

#### Kickoff Returners

1	Hamler, KJ	Jr./So., 5-9, 176
4	Brown, Journey	Jr./So., 5-11, 206
3	Slade, Ricky	So./So., 5-9, 198

#### Punt Returners

1	Hamler, KJ	Jr./So., 5-9, 176
5	Dotson, Jahan	So./So., 5-11, 175
29	Reid, John	5th/Sr., 5-10, 181

### PRONUNCIATIONS

Nana Asiedu	Nah-Nah AH-suh-do
Joe Calcagno	Joe CAL-kag-no
Tariq Castro-Fields	TUH-reek Castro-Fields
Dan Chisena	Dan chiss-n-uh
Joseph Darkwa	Joseph Dark-wha
Jahan Dotson	JUH-han DOT-son
Dvon Ellies	Duh-von L-ees
Devyn Ford	Dev-in Ford
Pat Freiermuth	Pat fryer-mewth
Will Fries	Will FRY-z
Yetur Gross-Matos	YEE-tore Gross-Mah-tose
Fred Hansard	Hann-SARD
Daequan Hardy	DAY-kwan hardy
Drew Hartlaub	Drew heart-lob
Aeneas Hawkins	ah-knee-iss HAWK-ins
Adisa Isaac	Uh-dee-suh Isaac
Charlie Katshir	Charlie catch-sure
Zack Kuntz	Zack KOON-ts
Will Levis	Will lev-iss
Jesse Luketa	Jesse LUKE-ket-uh
Michael Menet	Michael men-NET
Jayson Oweh	Jason Oh-way
Jake Pinegar	Jake pin-ah-grrr
Ta'Quan Roberson	TAY-kwan Roberson
Dan Vasey	Dan VAY-see
Caedan Wallace	KAY-den Wallace
Anthony Whigan	Anthony wig-en

#### Coaches

Ricky Rahne	Ricky Ronnie
Ja'Juan Seider	JAY-juan cider
Gerard Parker	JAIR-ed

### ASSISTANT COACHES



**Brent Pry**  
Defensive Coord./  
LBs  
Field




**Ricky Rahne**  
Offensive Coord./  
QB  
Booth



**Joe Lorig**  
Special Teams Coord./  
Defensive Asst.  
Field



**Tim Banks**  
Co-Def. Coord./  
Safeties  
Booth



**Tyler Bowen**  
Tight Ends  
Booth



**Matt Limegrover**  
Run Game Coord./  
OL  
Field



**Gerard Parker**  
Wide Receivers  
Field



**Ja'Juan Seider**  
Running Backs  
Field



**Terry M. Smith**  
Asst. Head Coach/  
CBs  
Field



**Sean Spencer**  
Assoc. Head Coach/  
Run Game Coord./DL  
Field

## NUMERICAL ROSTER (1-50)

NO.	NAME	POS.	CL./EL.	HT.	WT.	HIGH SCHOOL/COACH	HOMETOWN
1	Hamler, KJ *	WR	Jr./So.	5-9	176	IMG Academy (Fla.)/Kevin Wright	Pontiac, Mich.
2	Ellis, Keaton	CB	Fr./Fr.	5-11	190	State College Area/Matt Lintal	State College, Pa.
3	Johnson, Donovan *	CB	Jr./So.	5-9	185	Cass Tech/Thomas Wilcher	Detroit, Mich.
3	Slade, Ricky *	RB	So./So.	5-9	198	C.D. Hylton/Tony Lilly	Woodbridge, Va.
4	Brown, Journey	RB	Jr./So.	5-11	206	Meadville/Ray Collins	Meadville, Pa.
5	Castro-Fields, Tariq **	CB	Jr./Jr.	6-0	197	Riverdale Baptist School/Caesar Nettles	Upper Marlboro, Md.
5	Dotson, Jahan *	WR	So./So.	5-11	175	Nazareth Area/Tom Falzone	Nazareth, Pa.
6	Brown, Cam ***	LB	Sr./Sr.	6-5	233	The Bullis School/Patrick Cilentio	Burtonsville, Md.
6	Shorter, Justin	WR	So./Fr.	6-4	235	South Brunswick/Joe Goerge	Monmouth Junction, N.J.
7	Brisker, Jaquan	S	Jr./Jr.	6-1	210	Lackawanna C.C./Mark Duda	Pittsburgh, Pa.
7	Levis, Will	QB	So./Fr.	6-3	229	Xavier/Andy Guyon	Madison, Conn.
8	Dunmore, John	WR	Fr./Fr.	6-1	179	Chaminade-Madonna College Prep/Dameon Jones	Fort Lauderdale, Fla.
8	Wilson, Marquis	CB	Fr./Fr.	5-11	173	Windsor/Rob Fleeting	Windsor, Conn.
9	Porter Jr., Joey	CB	Fr./Fr.	6-2	180	North Allegheny (Pa.)/Art Walker	Bakersfield, Calif.
9	Roberson, Tai'Quan	QB	Fr./Fr.	5-11	192	DePaul Catholic/John McKenna	Orange, N.J.
10	Dixon, Lance	LB	Fr./Fr.	6-2	213	West Bloomfield/Ron Bellamy	West Bloomfield, Mich.
10	Jones, TJ	WR	Fr./Fr.	6-1	196	Columbia/Brian Allen	Lake City, Fla.
11	George, Daniel	WR	So./Fr.	6-2	220	Oxon Hill/Craig Jefferies	Fort Washington, Md.
11	Parsons, Micah *	LB	So./So.	6-3	245	Harrisburg/Calvin Everett	Harrisburg, Pa.
12	Hippenhammer, Mac *	WR	Jr./So.	5-11	182	R. Nelson Snider/Kurt Tippmann	Fort Wayne, Ind.
12	Smith, Brandon	LB	Fr./Fr.	6-3	240	Louisa County/Will Patrick	Louisa, Va.
13	Brooks, Ellis *	LB	Jr./So.	6-1	234	Benedictine College Prep/Greg Lilly	Mechanicsville, Va.
13	Johnson Jr., Michael	QB	Fr./Fr.	6-2	199	Sheldon/Josh Line	Eugene, Ore.
14	Clifford, Sean	QB	Jr./So.	6-2	216	St. Xavier/Steve Specht	Cincinnati, Ohio
15	Shuster, Michael	QB	Sr./Jr.	6-2	210	Camp Hill/Frank Gay	Camp Hill, Pa.
17	Kline, Grayson	TE/H	So./Fr.	6-5	239	Warwick/Bob Locker	Sinking Spring, Pa.
17	Taylor, Garrett ***	S	Gr./Sr.	6-0	198	St. Christopher's/Lance Clelland	Richmond, Va.
18	Toney, Shaka **	DE	Sr./Jr.	6-3	243	Imhotep Charter/Albie Crosby	Philadelphia, Pa.
19	Gordon, Trent *	CB	So./Fr.	5-11	188	Manvel/Kirk Martin	Spring, Texas
19	Rumery, Isaac	QB	Fr./Fr.	5-11	203	Clearfield Area/Tim Janoko	Woodland, Pa.
20	Isaac, Adisa	DE	Fr./Fr.	6-4	241	Canarsie/Brian Ellis	Brooklyn, N.Y.
21	Cain, Noah	RB	Fr./Fr.	5-10	206	IMG Academy (Fla.)/Kevin Wright	Baton Rouge, La.
21	Rudolph, Tyler	S	Fr./Fr.	6-0	204	St. Thomas More School/Jeff Moore	Waterbury, Conn.
23	Carr, Weston	WR	Gr./Sr.	6-2	202	Azusa Pacific University/Victor Santa Cruz	Benicia, Calif.
24	Brown, DJ	CB	Jr./So.	5-10	183	Creekside/Will Rogers	College Park, Ga.
25	Hardy, Daequan	CB	Fr./Fr.	5-9	170	Penn Hills/Jon LeDonne	Pittsburgh, Pa.
26	Sutherland, Jonathan *	S	Jr./So.	5-11	201	Episcopal (Va.)/Panos Voulgaris	Ottawa, Ont.
27	Hawkins, Aeneas	DT	So./Fr.	6-2	272	Moeller/John Rodenberg	Cincinnati, Ohio
27	Seider, Jaden	S	Fr./Fr.	5-10	175	State College Area/Matt Lintal	Morgantown, W.Va.
28	Ford, Devyn	RB	Fr./Fr.	5-11	194	North Stafford/Joe Mangano	Stafford, Va.
28	Oweh, Jayson	DE	So./Fr.	6-5	255	Blair Academy/Jim Saylor	Howell, N.J.
29	Fessler, Henry	WR	So./Fr.	5-10	172	Cathedral Prep/Mike Mischler	Erie, Pa.
29	Reid, John ***	CB	5th/Sr.	5-10	181	St. Joseph's Prep (Pa.)/Gabe Infante	Mount Laurel, N.J.
30	Tawe, Tawe	S	Fr./Fr.	6-1	198	Hillsborough/Kevin Carty	Hillsborough, N.J.
31	Light, Denver	LB	Fr./Fr.	6-1	212	Tyrone Area/Jason Wilson	Tyrone, Pa.
32	Farronato, Dylan	S	Fr./Fr.	5-11	176	Lewisburg Area/Marc Persing	Lewisburg, Pa.
33	Melzer, Corey	CB	Fr./Fr.	5-9	182	North Allegheny/Art Walker	Wexford, Pa.
34	Simmons, Shane **	DE	Sr./Jr.	6-3	259	DeMatha/Elijah Brooks	Laurel, Md.
35	Neff, Justin	S	Jr./So.	6-1	195	Central Mountain/James Renninger	Mill Hall, Pa.
36	Johnson, Jan *	LB	Gr./Sr.	6-2	231	Governor Mifflin/Dominic Vecchio	Mohnton, Pa.
36	Self, Makai	CB	Fr./Fr.	5-9	167	IMG Academy (Fla.)/Kevin Wright	Upper Marlboro, Md.
37	Hartlaub, Drew *	S	Jr./So.	5-11	183	South Western/Chris Heilman	Hanover, Pa.
38	Wade, Lamont **	S	Jr./Jr.	5-9	199	Clairton/Wayne Wade	Clairton, Pa.
39	Dwyer, Robbie	LB	Fr./Fr.	6-1	235	Wyoming Valley West/Pat Keating	Pringle, Pa.
40	Eury, Nick	RB	Sr./Jr.	5-9	212	Lake-Lehman/Jerry Gilsky	Shavertown, Pa.
40	Luketa, Jesse *	LB	So./So.	6-3	247	Mercyhurst Prep (Pa.)/Jeff Root	Ottawa, Ont.
42	Sullivan, Austin	SN	Fr./Fr.	6-2	237	Minisink Valley/Kevin Gallagher	Port Jervis, N.Y.
43	Baker, Trevor	TE/H	Jr./So.	6-3	227	Lewis S. Mills (Conn.)/Jose Santana	Easton, Pa.
44	Appiah Darkwa, Joseph	DT	Fr./Fr.	6-5	283	Don Bosco Gymnasium/--	North Rhine-Westphalia, Germany
44	Pica, Cameron	WR	Jr./So.	6-2	215	Hickory/Bill Brest	Hermitage, Pa.
45	Katshir, Charlie	LB	So./Fr.	6-3	229	Cumberland Valley/Michael Whitehead	Camp Hill, Pa.
46	Tarburton, Nick	DE	So./Fr.	6-3	263	Pennridge/Jeff Hollenbach	Green Lane, Pa.
47	Friberg, Tommy	TE/H	Fr./Fr.	6-3	202	State College Area/Matt Lintal	State College, Pa.
47	Furmanek, Alex	LB	Fr./Fr.	6-2	239	North East/Shawn Humes	North East, Pa.
48	Holmes, C.J.	S	Jr./So.	6-0	216	Notre Dame/Brian Kelly	Hamden, Conn.
49	Joseph, Daniel *	DE	Sr./Jr.	6-3	260	Lake Forest Academy (Ill.)/Robin Bowkett	Brampton, Ont.
50	Chizmar, Max	LB	Jr./So.	6-2	230	Mars Area/Scott Heinauer	Mars, Pa.
50	Knutsson, Will	OL	So./Fr.	6-2	296	McDonogh School/Dom Damico	Fredericksburg, Va.

# 20 2019 PENN STATE FOOTBALL

## NUMERICAL ROSTER (51-99)

NO.	NAME	POS.	CL./EL.	HT.	WT.	HIGH SCHOOL/COACH	HOMETOWN
51	Beamon, Hakeem	DE	Fr./Fr.	6-3	259	Manchester/Tom Hall	Midlothian, Va.
51	Daddona, Dalton	OL	Fr./Fr.	6-2	281	Bethlehem Catholic/Joe Henrich	Allentown, Pa.
52	Zalar, Blake	OL	Fr./Fr.	6-1	293	Shamokin Area/Henry Hynoski	Coal Township, Pa.
53	Hansard, Fred *	DT	Jr./So.	6-3	316	The Hun School/Todd Smith	Burlington, N.J.
53	Walker, Rasheed	OL	So./Fr.	6-6	324	North Point/Tom Petre	Waldorf, Md.
54	Windsor, Robert ***	DT	Gr./Sr.	6-4	285	Fond Du Lac/Mike Gnewuch	Fond Du Lac, Wis.
55	Shelton, Antonio *	DT	Sr./Jr.	6-2	311	Westerville-North/Rodger Elander	Columbus, Ohio
55	Whigan, Anthony	OL	Jr./Jr.	6-4	301	Lackawanna C.C./Mark Duda	Lexington Park, Md.
58	Presta, Evan	DT	Jr./So.	6-3	288	Cathedral Prep/Mike Mischler	Erie, Pa.
59	Konigus, Kaleb	OL	So./Fr.	6-2	302	Lake-Lehman/Jerry Gilsky	Lehman, Pa.
62	Menet, Michal **	OL	Sr./Jr.	6-4	313	Exeter Township Senior/Matt Bauer	Birdsboro, Pa.
63	De Boef, Collin	OL	So./Fr.	6-5	258	State College Area/Matt Lintal	State College, Pa.
65	Morris, Hudson	OL	Fr./Fr.	6-3	288	Shelton/Mark Malcolm	Dallas, Texas
68	Kelly, Hunter	OL/DL	Sr./Jr.	6-2	309	Neshaminy/Steve Wilmot	Langhorne, Pa.
69	Thorpe, C.J. *	OL	Jr./So.	6-3	322	Central Catholic/Terry Totten	Glenshaw, Pa.
70	Scruggs, Juice	OL	So./Fr.	6-3	285	Cathedral Prep (Pa.)/Michael Mischler	Ashtabula, Ohio
71	Fries, Will **	OL	Sr./Jr.	6-6	313	Cranford/Erik Rosenmeier	Cranford, N.J.
72	Effner, Bryce	OL	So./Fr.	6-5	297	Metea Valley/Ben Kleinhans	Aurora, Ill.
73	Miranda, Mike *	OL	Jr./So.	6-3	295	Stow-Munroe Falls/Mark Nori	Stow, Ohio
74	Gonzalez, Steven ***	OL	Gr./Sr.	6-4	341	Union City/Wil Valdez	Union City, N.J.
75	Holmes, Des	OL	Jr./So.	6-5	315	Cardinal O'Hara/BJ Hogan	Norristown, Pa.
76	Kopko, Justin	OL	Fr./Fr.	6-3	295	Hanover Area/Mike McCree	Hanover Township, Pa.
77	Culpepper, Judge	DT	So./Fr.	6-4	284	H.B. Plant/Robert Weiner	Tampa, Fla.
77	Wormley, Sal	OL	Fr./Fr.	6-3	319	Smyrna (Del.)/Mike Judy	Newark, N.J.
79	Wallace, Caedan	OL	Fr./Fr.	6-5	333	The Hun School/Todd Smith	Robbinsville, N.J.
80	Weller, Justin	WR	Jr./So.	6-0	190	Wilson/Doug Dahms	Sinking Spring, Pa.
81	Sullivan-Brown, Cam *	WR	Jr./So.	6-0	194	Saint Vincent Pallotti/Ian Thomas	Bowie, Md.
82	Kuntz, Zack	TE/H	So./Fr.	6-7	243	Camp Hill/Tim Bigelow	Camp Hill, Pa.
83	Bowers, Nick *	TE/H	Gr./Sr.	6-4	260	Kittanning Senior/Frank Fabian	Kittanning, Pa.
84	Wilson, Benjamin	WR	Sr./Jr.	6-2	204	Uniontown/John Fortugna	Uniontown, Pa.
85	Lutz, Isaac *	WR	Sr./Jr.	5-11	193	Berks Catholic/Rick Keeley	Reading, Pa.
86	Berger, Alec	WR	Jr./So.	5-11	175	McKinney/Jeff Smith	McKinney, Texas
86	Strange, Brenton	TE/H	Fr./Fr.	6-3	233	Parkersburg/Mike Byus	Parkersburg, W.Va.
87	Freiermuth, Pat *	TE/H	So./So.	6-5	256	Brooks School/Patrick Foley	Merrimac, Mass.
88	Chisena, Dan	WR	5th/Sr.	6-3	202	Downingtown-East/Michael Matta	Dowingtown, Pa.
89	Maxwell, Colton	WR	Sr./Jr.	6-0	194	Northampton/Mark Scisly	Northampton, Pa.
90	Barber, Damion	DT	Jr./So.	6-3	290	Harrisburg/Calvin Everett	Harrisburg, Pa.
90	Checa, Rafael *	K	So./So.	6-2	201	St. John's College H.S./Joe Casamento	Chevy Chase, Md.
91	Ellies, Dvon	DT	Fr./Fr.	6-1	304	McDonogh School/Hakeem Sule	Burtonsville, Md.
91	Stoll, Chris	SN	Jr./So.	6-2	245	St. Francis DeSales/Ryan Wiggins	Westerville, Ohio
92	Pinegar, Jake *	K	So./So.	6-2	195	Ankeny Centennial/Jerry Pezzetti	Ankeny, Iowa
92	Vilbert, Smith	DE	Fr./Fr.	6-6	253	St Joseph's Regional (N.J.)/Augie Hoffman	Monsey, N.Y.
93	Gillikin, Blake ***	P/K	Sr./Sr.	6-2	196	The Westminster Schools/Gerry Romberg	Smyrna, Ga.
94	Calcagno, Joe	SN	Jr./So.	6-0	279	Fenwick/Gene Nudo	Elmhurst, Ill.
95	Hilling, Vlad	K	So./Fr.	5-10	226	Hollidaysburg/Homer Delatre	Hollidaysburg, Pa.
96	DaSilva, Anthony	K	Fr./Fr.	5-11	154	Bethlehem Catholic/Joe Henrich	Bethlehem, Pa.
97	Costantini, Sebastian	K/P	Fr./Fr.	5-11	177	Malvern Prep/Dave Gueriera	Collegeville, Pa.
97	Landis, Carson	K/P	Jr./So.	6-2	205	Emmaus/Harold Fairclough	Macungie, Pa.
97	Mustipher, PJ *	DT	So./So.	6-4	311	McDonogh School/Dom Damico	Owings Mills, Md.
98	King, Bradley	P	So./So.	6-2	199	Lackawanna C.C./Mark Duda	Geneva, Ill.
98	Stout, Jordan	K/P	Jr./So.	6-3	205	Virginia Tech/Justin Fuente	Cedar Bluff, Va.
98	Vasey, Dan	DL/SN	Jr./So.	6-4	252	Wallenpaupack/Mark Watson	Lackawaxen, Pa.
99	Gross-Matos, Yetur **	DE	Jr./Jr.	6-5	264	Chancellor/Bob Oliver	Spotsylvania, Va.
99	Tobin, Justin	K	Sr./Jr.	6-2	208	Neshaminy/--	Langhorne, Pa.

\* - Letters won

^ - 5th-year senior



## ALPHABETICAL ROSTER (A-K)

NO.	NAME	POS.	CL./EL.	HT.	WT.	HIGH SCHOOL/COACH	HOMETOWN
44	Appiah Darkwa, Joseph	DT	Fr./Fr.	6-5	283	Don Bosco Gymnasium/--	North Rhine-Westphalia, Germany
43	Baker, Trevor	TE/H	Jr./So.	6-3	227	Lewis S. Mills (Conn.)/Jose Santana	Easton, Pa.
90	Barber, Damion	DT	Jr./So.	6-3	290	Harrisburg/Calvin Everett	Harrisburg, Pa.
51	Beamon, Hakeem	DE	Fr./Fr.	6-3	259	Manchester/Tom Hall	Midlothian, Va.
86	Berger, Alec	WR	Jr./So.	5-11	175	McKinney/Jeff Smith	McKinney, Texas
83	Bowers, Nick *	TE/H	Gr./Sr.	6-4	260	Kittanning Senior/Frank Fabian	Kittanning, Pa.
7	Brisker, Jaquan	S	Jr./Jr.	6-1	210	Lackawanna C.C./Mark Duda	Pittsburgh, Pa.
13	Brooks, Ellis *	LB	Jr./So.	6-1	234	Benedictine College Prep/Greg Lilly	Mechanicsville, Va.
6	Brown, Cam ***	LB	Sr./Sr.	6-5	233	The Bullis School/Patrick Cilento	Burtonsville, Md.
24	Brown, DJ	CB	Jr./So.	5-10	183	Creekside/Will Rogers	College Park, Ga.
4	Brown, Journey	RB	Jr./So.	5-11	206	Meadville/Ray Collins	Meadville, Pa.
21	Cain, Noah	RB	Fr./Fr.	5-10	206	IMG Academy (Fla.)/Kevin Wright	Baton Rouge, La.
94	Calcagno, Joe	SN	Jr./So.	6-0	279	Fenwick/Gene Nudo	Elmhurst, Ill.
23	Carr, Weston	WR	Gr./Sr.	6-2	202	Azusa Pacific University/Victor Santa Cruz	Benicia, Calif.
5	Castro-Fields, Tariq **	CB	Jr./Jr.	6-0	197	Riverdale Baptist School/Caesar Nettles	Upper Marlboro, Md.
90	Checa, Rafael *	K	So./So.	6-2	201	St. John's College H.S./Joe Casamento	Chevy Chase, Md.
88	Chisena, Dan	WR	5th/Sr.	6-3	202	Downingtown-East/Michael Matta	Dowington, Pa.
50	Chizmar, Max	LB	Jr./So.	6-2	230	Mars Area/Scott Heinauer	Mars, Pa.
14	Clifford, Sean	QB	Jr./So.	6-2	216	St. Xavier/Steve Specht	Cincinnati, Ohio
97	Costantini, Sebastian	K/P	Fr./Fr.	5-11	177	Malvern Prep/Dave Gueriera	Collegeville, Pa.
77	Culpepper, Judge	DT	So./Fr.	6-4	284	H.B. Plant/Robert Weiner	Tampa, Fla.
51	Daddona, Dalton	OL	Fr./Fr.	6-2	281	Bethlehem Catholic/Joe Henrich	Allentown, Pa.
96	DaSilva, Anthony	K	Fr./Fr.	5-11	154	Bethlehem Catholic/Joe Henrich	Bethlehem, Pa.
63	De Boef, Collin	OL	So./Fr.	6-5	258	State College Area/Matt Lintal	State College, Pa.
10	Dixon, Lance	LB	Fr./Fr.	6-2	213	West Bloomfield/Ron Bellamy	West Bloomfield, Mich.
5	Dotson, Jahan *	WR	So./So.	5-11	175	Nazareth Area/Tom Falzone	Nazareth, Pa.
8	Dunmore, John	WR	Fr./Fr.	6-1	179	Chaminade-Madonna College Prep/Dameon Jones	Fort Lauderdale, Fla.
39	Dwyer, Robbie	LB	Fr./Fr.	6-1	235	Wyoming Valley West/Pat Keating	Pringle, Pa.
72	Effner, Bryce	OL	So./Fr.	6-5	297	Metea Valley/Ben Kleinhans	Aurora, Ill.
91	Ellies, Dvon	DT	Fr./Fr.	6-1	304	McDonogh School/Hakeem Sule	Burtonsville, Md.
2	Ellis, Keaton	CB	Fr./Fr.	5-11	190	State College Area/Matt Lintal	State College, Pa.
40	Eury, Nick	RB	Sr./Jr.	5-9	212	Lake-Lehman/Jerry Gilsky	Shavertown, Pa.
32	Farronato, Dylan	S	Fr./Fr.	5-11	176	Lewisburg Area/Marc Persing	Lewisburg, Pa.
99	Fessler, Henry	WR	So./Fr.	5-10	172	Cathedral Prep/Mike Mischler	Erie, Pa.
28	Ford, Devyn	RB	Fr./Fr.	5-11	194	North Stafford/Joe Mangano	Stafford, Va.
87	Freiermuth, Pat *	TE/H	So./So.	6-5	256	Brooks School/Patrick Foley	Merrimac, Mass.
71	Fries, Will **	OL	Sr./Jr.	6-6	313	Cranford/Erik Rosenmeier	Cranford, N.J.
47	Friberg, Tommy	TE/H	Fr./Fr.	6-3	202	State College Area/Matt Lintal	State College, Pa.
47	Furmanek, Alex	LB	Fr./Fr.	6-2	239	North East/Shawn Humes	North East, Pa.
11	George, Daniel	WR	So./Fr.	6-2	220	Oxon Hill/Craig Jefferies	Fort Washington, Md.
93	Gillikin, Blake ***	P/K	Sr./Sr.	6-2	196	The Westminster Schools/Gerry Romberg	Smyrna, Ga.
74	Gonzalez, Steven ***	OL	Gr./Sr.	6-4	341	Union City/Wil Valdez	Union City, N.J.
19	Gordon, Trent *	CB	So./Fr.	5-11	188	Manvel/Kirk Martin	Spring, Texas
99	Gross-Matos, Yetur **	DE	Jr./Jr.	6-5	264	Chancellor/Bob Oliver	Spotsylvania, Va.
1	Hamler, KJ *	WR	Jr./So.	5-9	176	IMG Academy (Fla.)/Kevin Wright	Pontiac, Mich.
53	Hansard, Fred *	DT	Jr./So.	6-3	316	The Hun School/Todd Smith	Burlington, N.J.
25	Hardy, Daequan	CB	Fr./Fr.	5-9	170	Penn Hills/Jon LeDonne	Pittsburgh, Pa.
37	Hartlaub, Drew *	S	Jr./So.	5-11	183	South Western/Chris Heilman	Hanover, Pa.
27	Hawkins, Aeneas	DT	So./Fr.	6-2	272	Moeller/John Rodenberg	Cincinnati, Ohio
95	Hilling, Vlad	K	So./Fr.	5-10	226	Holidaysburg/Homer Delatre	Holidaysburg, Pa.
12	Hippenhammer, Mac *	WR	Jr./So.	5-11	182	R. Nelson Snider/Kurt Tippmann	Fort Wayne, Ind.
48	Holmes, C.J.	S	Jr./So.	6-0	216	Notre Dame/Brian Kelly	Hamden, Conn.
75	Holmes, Des	OL	Jr./So.	6-5	315	Cardinal O'Hara/BJ Hogan	Norristown, Pa.
20	Isaac, Adisa	DE	Fr./Fr.	6-4	241	Canarsie/Brian Ellis	Brooklyn, N.Y.
3	Johnson, Donovan *	CB	Jr./So.	5-9	185	Cass Tech/Thomas Wilcher	Detroit, Mich.
36	Johnson, Jan *	LB	Gr./Sr.	6-2	231	Governor Mifflin/Dominic Vecchio	Mohnton, Pa.
13	Johnson Jr., Michael	QB	Fr./Fr.	6-2	199	Sheldon/Josh Line	Eugene, Ore.
10	Jones, TJ	WR	Fr./Fr.	6-1	196	Columbia/Brian Allen	Lake City, Fla.
49	Joseph, Daniel *	DE	Sr./Jr.	6-3	260	Lake Forest Academy (Ill.)/Robin Bowkett	Brampton, Ont.
45	Katshir, Charlie	LB	So./Fr.	6-3	229	Cumberland Valley/Michael Whitehead	Camp Hill, Pa.
68	Kelly, Hunter	OL/DL	Sr./Jr.	6-2	309	Neshaminy/Steve Wilmot	Langhorne, Pa.
98	King, Bradley	P	So./So.	6-2	199	Lackawanna C.C./Mark Duda	Geneva, Ill.
17	Kline, Grayson	TE/H	So./Fr.	6-5	239	Warwick/Bob Locker	Sinking Spring, Pa.
50	Knutsson, Will	OL	So./Fr.	6-2	296	McDonogh School/Dom Damico	Fredericksburg, Va.
59	Konigus, Kaleb	OL	So./Fr.	6-2	302	Lake-Lehman/Jerry Gilsky	Lehman, Pa.
76	Kopko, Justin	OL	Fr./Fr.	6-3	295	Hanover Area/Mike McCree	Hanover Township, Pa.
82	Kuntz, Zack	TE/H	So./Fr.	6-7	243	Camp Hill/Tim Bigelow	Camp Hill, Pa.

# 22 2019 PENN STATE FOOTBALL

## ALPHABETICAL ROSTER (L-Z)

NO.	NAME	POS.	CL./EL.	HT.	WT.	HIGH SCHOOL/COACH	HOMETOWN
97	Landis, Carson	K/P	Jr./So.	6-2	205	Emmaus/Harold Fairclough	Macungie, Pa.
7	Levis, Will	QB	So./Fr.	6-3	229	Xavier/Andy Guyon	Madison, Conn.
31	Light, Denver	LB	Fr./Fr.	6-1	212	Tyrone Area/Jason Wilson	Tyrone, Pa.
40	Luketa, Jesse *	LB	So./So.	6-3	247	Mercyhurst Prep (Pa.)/Jeff Root	Ottawa, Ont.
85	Lutz, Isaac *	WR	Sr./Jr.	5-11	193	Berks Catholic/Rick Keeley	Reading, Pa.
89	Maxwell, Colton	WR	Sr./Jr.	6-0	194	Northampton/Mark Scisly	Northampton, Pa.
33	Melzer, Corey	CB	Fr./Fr.	5-9	182	North Allegheny/Art Walker	Wexford, Pa.
62	Menet, Michal **	OL	Sr./Jr.	6-4	313	Exeter Township Senior/Matt Bauer	Birdsboro, Pa.
73	Miranda, Mike *	OL	Jr./So.	6-3	295	Stow-Munroe Falls/Mark Nori	Stow, Ohio
65	Morris, Hudson	OL	Fr./Fr.	6-3	288	Shelton/Mark Malcolm	Dallas, Texas
97	Mustipher, PJ *	DT	So./So.	6-4	311	McDonogh School/Dom Damico	Owings Mills, Md.
35	Neff, Justin	S	Jr./So.	6-1	195	Central Mountain/James Renninger	Mill Hall, Pa.
28	Oweh, Jayson	DE	So./Fr.	6-5	255	Blair Academy/Jim Saylor	Howell, N.J.
11	Parsons, Micah *	LB	So./So.	6-3	245	Harrisburg/Calvin Everett	Harrisburg, Pa.
44	Pica, Cameron	WR	Jr./So.	6-2	215	Hickory/Bill Brest	Hermitage, Pa.
92	Pinegar, Jake *	K	So./So.	6-2	195	Ankeny Centennial/Jerry Pezzetti	Ankeny, Iowa
9	Porter Jr., Joey	CB	Fr./Fr.	6-2	180	North Allegheny (Pa.)/Art Walker	Bakersfield, Calif.
58	Presta, Evan	DT	Jr./So.	6-3	288	Cathedral Prep/Mike Mischler	Erie, Pa.
29	Reid, John ***	CB	5th/Sr.	5-10	181	St. Joseph's Prep (Pa.)/Gabe Infante	Mount Laurel, N.J.
9	Roberson, Ta'Quan	QB	Fr./Fr.	5-11	192	DePaul Catholic/John McKenna	Orange, N.J.
21	Rudolph, Tyler	S	Fr./Fr.	6-0	204	St. Thomas More School/Jeff Moore	Waterbury, Conn.
19	Rumery, Isaac	QB	Fr./Fr.	5-11	203	Clearfield Area/Tim Janoko	Woodland, Pa.
70	Scruggs, Juice	OL	So./Fr.	6-3	285	Cathedral Prep (Pa.)/Michael Mischler	Ashtabula, Ohio
27	Seider, Jaden	S	Fr./Fr.	5-10	175	State College Area/Matt Lintal	Morgantown, W.Va.
36	Self, Makai	CB	Fr./Fr.	5-9	167	IMG Academy (Fla.)/Kevin Wright	Upper Marlboro, Md.
55	Shelton, Antonio *	DT	Sr./Jr.	6-2	311	Westerville-North/Rodger Elander	Columbus, Ohio
6	Shorter, Justin	WR	So./Fr.	6-4	235	South Brunswick/Joe Goerge	Monmouth Junction, N.J.
15	Shuster, Michael	QB	Sr./Jr.	6-2	210	Camp Hill/Frank Gay	Camp Hill, Pa.
34	Simmons, Shane **	DE	Sr./Jr.	6-3	259	DeMatha/Elijah Brooks	Laurel, Md.
3	Slade, Ricky *	RB	So./So.	5-9	198	C.D. Hylton/Tony Lilly	Woodbridge, Va.
12	Smith, Brandon	LB	Fr./Fr.	6-3	240	Louisa County/Will Patrick	Louisa, Va.
91	Stoll, Chris	SN	Jr./So.	6-2	245	St. Francis DeSales/Ryan Wiggins	Westerville, Ohio
98	Stout, Jordan	K/P	Jr./So.	6-3	205	Virginia Tech/Justin Fuente	Cedar Bluff, Va.
86	Strange, Brenton	TE/H	Fr./Fr.	6-3	233	Parkersburg/Mike Byus	Parkersburg, W.Va.
42	Sullivan, Austin	SN	Fr./Fr.	6-2	237	Minisink Valley/Kevin Gallagher	Port Jervis, N.Y.
81	Sullivan-Brown, Cam *	WR	Jr./So.	6-0	194	Saint Vincent Pallotti/Ian Thomas	Bowie, Md.
26	Sutherland, Jonathan *	S	Jr./So.	5-11	201	Episcopal (Va.)/Panos Voulgaris	Ottawa, Ont.
46	Tarburton, Nick	DE	So./Fr.	6-3	263	Pennridge/Jeff Hollenbach	Green Lane, Pa.
30	Tawe, Tawe	S	Fr./Fr.	6-1	198	Hillsborough/Kevin Carty	Hillsborough, N.J.
17	Taylor, Garrett ***	S	Gr./Sr.	6-0	198	St. Christopher's/Lance Clelland	Richmond, Va.
69	Thorpe, C.J. *	OL	Jr./So.	6-3	322	Central Catholic/Terry Totten	Glenshaw, Pa.
99	Tobin, Justin	K	Sr./Jr.	6-2	208	Neshaminy/--	Langhorne, Pa.
18	Toney, Shaka **	DE	Sr./Jr.	6-3	243	Imhotep Charter/Albie Crosby	Philadelphia, Pa.
98	Vasey, Dan	DL/SN	Jr./So.	6-4	252	Wallenpaupack/Mark Watson	Lackawaxen, Pa.
92	Vilbert, Smith	DE	Fr./Fr.	6-6	253	St Joseph's Regional (N.J.)/Augie Hoffman	Monsey, N.Y.
38	Wade, Lamont **	S	Jr./Jr.	5-9	199	Clairton/Wayne Wade	Clairton, Pa.
53	Walker, Rasheed	OL	So./Fr.	6-6	324	North Point/Tom Petre	Waldorf, Md.
79	Wallace, Caedan	OL	Fr./Fr.	6-5	333	The Hun School/Todd Smith	Robbinsville, N.J.
80	Weller, Justin	WR	Jr./So.	6-0	190	Wilson/Doug Dahms	Sinking Spring, Pa.
55	Whigan, Anthony	OL	Jr./Jr.	6-4	301	Lackawanna C.C./Mark Duda	Lexington Park, Md.
84	Wilson, Benjamin	WR	Sr./Jr.	6-2	204	Uniontown/John Fortugna	Uniontown, Pa.
8	Wilson, Marquis	CB	Fr./Fr.	5-11	173	Windsor/Rob Fleeting	Windsor, Conn.
54	Windsor, Robert ***	DT	Gr./Sr.	6-4	285	Fond Du Lac/Mike Gnewuch	Fond Du Lac, Wis.
77	Wormley, Sal	OL	Fr./Fr.	6-3	319	Smyrna (Del.)/Mike Judy	Newark, N.J.
52	Zalar, Blake	OL	Fr./Fr.	6-1	293	Shamokin Area/Henry Hynoski	Coal Township, Pa.

\* - Letters won

^ - 5th-year senior

RECORD WATCH

RUSHING

LONGEST RUNS

1.	*92	Blair Thomas vs. Syracuse	1986
	92	Bill Belton at Indiana	2014
	92	Saquon Barkley vs. Washington	2017
4.	90	Bill Suter at Navy	1894
5.	87	Bob Campbell vs. Syracuse	1968
6.	86	Bob Riggie at West Virginia	1964
7.	<b>*85</b>	<b>Journey Brown vs. Pitt</b>	<b>2019</b>
8.	84	Chafie Fields vs. Texas	1996
	84	Larry Johnson vs. Illinois	2002
10.	83	Ki-Jana Carter vs. Oregon	1994
11.	81	Saquon Barkley at Purdue	2016
	<b>81</b>	<b>Devyn Ford vs. Idaho</b>	<b>2019</b>

\* non-scoring play

RUSHING YARDAGE, CAREER (QB)

1.	1697	Trace McSorley	2015-19
2.	1637	Michael Robinson	2002-05
3.	670	Rashard Casey	1997-2000
4.	667	John Hufnagel	1970-72
5.	625	Richie Lucas	1957-59
6.	619	Daryll Clark	2006-09
7.	584	Zack Mills	2001-04
8.	506	Tommy Stevens	2016-pres.
9.	319	Pete Liske	1961-63
10.	318	Galen Hall	1959-61
11.	284	Dick Hoak	1960*
12.	<b>277</b>	<b>Sean Clifford</b>	<b>2018-pres.</b>

\* - Hoak was a running back in 1958-59

RUSHING YARDAGE, SEASON (QB)

1.	806	Michael Robinson	2005
2.	798	Trace McSorley	2018
3.	491	Trace McSorley	2017
4.	396	Michael Robinson	2003
5.	365	Trace McSorley	2016
6.	346	John Hufnagel	1971
7.	325	Richie Lucas	1959
8.	315	Rashard Casey	2000
9.	290	Rashard Casey	1999
10.	284	Dick Hoak	1960
11.	282	Daryll Clark	2008
12.	<b>280</b>	<b>Sean Clifford</b>	<b>2019</b>

RUSHING TOUCHDOWNS, SEASON (QB)

1.	12	Trace McSorley	2018
2.	11	Michael Robinson	2005
	11	Trace McSorley	2017
4.	10	Daryll Clark	2008
5.	7	Daryll Clark	2009
	7	Trace McSorley	2016
7.	6	Richie Lucas	1958
	6	Richie Lucas	1959
	6	John Hufnagel	1972
	6	Michael Robinson	2002
11.	5	Tom Sherman	1966
	5	Todd Blackledge	1981
	5	Doug Strang	1983
	5	Rashard Casey	1999
	5	Rashard Casey	2000
	5	Matt McGloin	2012
--	<b>3</b>	<b>Sean Clifford</b>	<b>2019</b>
--	<b>2</b>	<b>Will Levis</b>	<b>2019</b>

PASSING

PASSING YARDAGE, SEASON

1.	3614	Trace McSorley	2016
2.	3570	Trace McSorley	2017
3.	3271	Matt McGloin	2012
4.	3003	Daryll Clark	2009
5.	2977	Christian Hackenberg	2014
6.	2955	Christian Hackenberg	2013
7.	2679	Kerry Collins	1994
8.	2651	Anthony Morelli	2007
9.	2592	Daryll Clark	2008
10.	2530	Trace McSorley	2018
11.	2525	Christian Hackenberg	2015
12.	2488	Tony Sacca	1991
13.	2424	Anthony Morelli	2006
14.	2417	Zack Mills	2002
15.	2350	Michael Robinson	2005
16.	2221	Chuck Fusina	1977
17.	2218	Todd Blackledge	1982
18.	2211	Mike McQueary	1997
19.	2198	Wally Richardson	1995
20.	2039	John Hufnagel	1972
21.	2001	Rashard Casey	2000
22.	<b>1931</b>	<b>Sean Clifford</b>	<b>2019</b>

PASSING YARDAGE, GAME

1.	454	Christian Hackenberg vs. UCF	2014
2.	399	Zack Mills vs. Iowa	2002
3.	<b>398</b>	<b>Sean Clifford at Maryland</b>	<b>2019</b>
4.	395	Matt McGloin vs. Indiana	2012
5.	384	Trace McSorley vs. Wisconsin	2016
6.	381	Trace McSorley at Michigan State	2017
7.	379	Michael Robinson vs. Wisconsin	2003
8.	376	Trace McSorley vs. Michigan State	2016
9.	371	Christian Hackenberg vs. Boston Coll.	2014
10.	366	Mike McQueary vs. Pittsburgh	1997

200-YARD PASSING GAMES, CAREER

1.	28	Trace McSorley	2015-18
2.	21	Christian Hackenberg	2013-15
3.	18	Matt McGloin	2009-12
4.	16	Kerry Collins	1991-94
	16	Zack Mills	2001-04
6.	14	Daryll Clark	2006-09
7.	11	Chuck Fusina	1975-78
	11	Tony Sacca	1988-91
	11	Anthony Morelli	2004-07
10.	9	Todd Blackledge	1980-82
	9	Wally Richardson	1992, 94-96
12.	8	Michael Robinson	2002-05
	6	John Hufnagel	1970-72
	6	Mike McQueary	1995-97
15.	5	Doug Strang	1981-84
	<b>5</b>	<b>Sean Clifford</b>	<b>2018-pres.</b>

200-YARD PASSING GAMES, SEASON

1.	11	Matt McGloin	2012
	11	Trace McSorley	2016
	11	Trace McSorley	2016
4.	10	Kerry Collins	1994
5.	9	Christian Hackenberg	2013
6.	8	Daryll Clark	2009
7.	7	Todd Blackledge	1982
	7	Michael Robinson	2005
	7	Anthony Morelli	2007
10.	6	Tony Sacca	1991
	6	Wally Richardson	1995
	6	Mike McQueary	1997
	6	Daryll Clark	2008
	6	Christian Hackenberg	2014
	6	Christian Hackenberg	2015
	6	Trace McSorley	2018
17.	5	John Hufnagel	1972
	5	Chuck Fusina	1977
	5	Doug Strang	1983
	5	Zack Mills	2001
	5	Zack Mills	2002
	5	Matt McGloin	2010
	<b>5</b>	<b>Sean Clifford</b>	<b>2019</b>

LONGEST PASS PLAYS

1.	95	Sean Clifford to Daniel George vs. Kent State	2018
2.	93	Trace McSorley to KJ Hamler vs. Ohio State	2018
3.	92	Bill Hess to Bob Higgins at Pittsburgh	1919
4.	86	Steve Joachim to Jim Scott at Navy	1971
5.	85	Trace McSorley to Saquon Barkley vs. Georgia St.	2017
6.	82	Matt Knizner at Eric Hamilton vs. Pittsburgh	1986
7.	82	Kerry Collins to Freddie Scott vs. Rutgers	1994
8.	80	Tom Sherman to Paul Johnson at Maryland	1967
	80	Doug Strang to Dean DiMidio vs. Alabama	1983
	80	Pat Devlin to Stephfon Green vs. Michigan	2008
	80	Rob Bolden to Derek Moyer vs. Illinois	2010
	80	Trace McSorley to Irvin Charles vs. Minnesota	2016
13.	79	Lance Longeran to John Greene vs. Maryland	1988
	79	K. Thompson to Chafie Fields at Miami (Fla.)	1999
	79	Daryll Clark to Chaz Powell vs. Iowa	2009
	79	Christian Hackenberg to Geno Lewis vs. UCF	2014
17.	78	Kevin Thompson to Chafie Fields at Purdue	1999
18.	76	Chuck Burkhardt to Tom Cherry at UCLA	1968
	76	John Hufnagel to Jimmy Scott at Boston Coll.	1972
	76	Tom Shuman to Chuck Herd vs. West Virginia	1973
21.	*75	John Andress to Dick Barvinchak at Iowa	1975
	75	Tom Bill to David Daniels vs. Temple	1989
23.	74	Matt McGloin to Derek Moyer at Indiana	2011
24.	73	M. Robinson to Matt Kranchick vs. Wisconsin	2003
25.	72	Milt Plum to Les Walters vs. Boston	1956
	72	Tom Shuman to Chuck Herd vs. LSU	1973
	72	Chuck Fusina to Scott Fitzkee vs. Miami (Fla.)	1977
	72	C. Hackenberg to Chris Godwin vs. Boston College	2014
	72	Trace McSorley to Chris Godwin vs. USC	2016
	<b>72</b>	<b>Sean Clifford to Jahan Dotson vs. Purdue</b>	<b>2019</b>

TOUCHDOWN PASSES, CAREER

1.	70	Trace McSorley	2015-18
2.	48	Christian Hackenberg	2013-15
3.	46	Matt McGloin	2009-12
4.	43	Daryll Clark	2006-09
5.	41	Todd Blackledge	1980-82
	41	Tony Sacca	1988-91
	41	Zack Mills	2001-04
8.	39	Kerry Collins	1991-94
9.	37	Chuck Fusina	1975-78
10.	31	Anthony Morelli	2004-07
11.	27	Wally Richardson	1992, 94-96
12.	26	John Hufnagel	1970-72
13.	24	Doug Strang	1981-84
14.	23	Michael Robinson	2002-05
15.	22	Tom Shuman	1972-74
	22	Mike McQueary	1995-97
	<b>22</b>	<b>Sean Clifford</b>	<b>2018-pres.</b>

TOUCHDOWN PASSES, SEASON

1.	29	Trace McSorley	2016
2.	28	Trace McSorley	2017
3.	24	Daryll Clark	2009
	24	Matt McGloin	2012
5.	22	Todd Blackledge	1982
6.	21	Tony Sacca	1991
	21	Kerry Collins	1994
8.	20	Christian Hackenberg	2013
	<b>20</b>	<b>Sean Clifford</b>	<b>2019</b>
10.	19	Doug Strang	1983
	19	Anthony Morelli	2007
	19	Daryll Clark	2008

TOUCHDOWN PASSES, GAME

1.	5	Tony Sacca vs. Georgia Tech	1991
	5	Rashard Casey vs. La. Tech	2000
3.	4	22 Times	
		<b>Sean Clifford vs. Buffalo</b>	<b>2019</b>
		<b>Sean Clifford at Michigan St.</b>	<b>2019</b>

COMPLETIONS, CAREER

1.	720	Trace McSorley	2015-18
2.	693	Christian Hackenberg	2013-15
3.	606	Zack Mills	2001-04
4.	513	Matt McGloin	2009-12
5.	460	Anthony Morelli	2004-07
6.	444	Daryll Clark	2006-09
7.	401	Tony Sacca	1988-91
8.	378	Wally Richardson	1992, 94-96
9.	371	Chuck Fusina	1975-78
10.	370	Kerry Collins	1991-94
11.	341	Todd Blackledge	1980-82
12.	263	Kevin Thompson	1996-99
13.	262	John Shaffer	1983-86
14.	248	Michael Robinson	2002-05
15.	242	Rashard Casey	1997-2000
16.	225	John Hufnagel	1970-72
17.	202	Doug Strang	1981-84
18.	188	Tom Shuman	1972-74
19.	171	Mike McQueary	1995-97
20.	165	Rob Bolden	2010-11
--	<b>139</b>	<b>Sean Clifford</b>	<b>2018-pres.</b>

COMPLETIONS, SEASON

1.	284	Trace McSorley	2017
2.	270	Matt McGloin	2012
	270	Christian Hackenberg	2014
4.	234	Anthony Morelli	2007
5.	232	Daryll Clark	2009
6.	231	Christian Hackenberg	2013
7.	224	Trace McSorley	2016
8.	208	Anthony Morelli	2006
9.	193	Wally Richardson	1995
10.	192	Daryll Clark	2008
	192	Christian Hackenberg	2015
	192	Trace McSorley	2018
13.	188	Zack Mills	2002
14.	176	Kerry Collins	1994
15.	169	Tony Sacca	1991
16.	163	Rashard Casey	2000
17.	162	Michael Robinson	2005
18.	161	Todd Blackledge	1982
19.	155	Zack Mills	2004
20.	146	Mike McQueary	1997
--	<b>134</b>	<b>Sean Clifford</b>	<b>2018-pres.</b>

COMPLETION PERCENTAGE, CAREER

(Min. 200 Attempts)

1.	<b>.623 (139-223)</b>	<b>Sean Clifford</b>	<b>2018-pres.</b>
2.	.602 (444-738)	Daryll Clark	2006-09
3.	.593 (720-1215)	Trace McSorley	2015-18
4.	.574 (513-894)	Matt McGloin	2009-12
5.	.563 (370-657)	Kerry Collins	1991-94
6.	.561 (693-1235)	Christian Hackenberg	2013-14
7.	.560 (606-1082)	Zack Mills	2001-04
8.	.560 (460-821)	Anthony Morelli	2004-07
9.	.559 (371-664)	Chuck Fusina	1975-78
10.	.557 (171-307)	Mike McQueary	1995-97

COMPLETION PERCENTAGE, SEASON

(Min. 100 Attempts)

1.	.667 (176-264)	Kerry Collins	1994
2.	.665 (224-387)	Trace McSorley	2017
3.	.632 (86-136)	John Hufnagel	1971
4.	<b>.620 (134-216)</b>	<b>Sean Clifford</b>	<b>2019</b>
5.	.609 (192-321)	Daryll Clark	2009
6.	.605 (270-446)	Matt McGloin	2012
7.	.598 (192-321)	Daryll Clark	2008
8.	.593 (192-361)	Trace McSorley	2018
9.	.589 (231-392)	Christian Hackenberg	2013
10.	.582 (234-402)	Anthony Morelli	2007

YARDS PER ATTEMPT, CAREER

(Min. 200 Attempts)

1.	<b>9.5</b>	<b>Sean Clifford</b>	<b>2018-pres.</b>
2.	8.9	Mike McQueary	1995-97
3.	8.7	John Hufnagel	1970-72
4.	8.1	Chuck Fusina	1975-78
	8.1	Kerry Collins	1991-94
	8.1	Trace McSorley	2015-18
7.	7.9	Tom Shuman	1972-74
8.	7.8	Daryll Clark	2005-09
9.	7.5	Tom Sherman	1965-67
	7.5	Kevin Thompson	1996-99



# 24 2019 PENN STATE FOOTBALL

## RECORD WATCH

### YARDS PER ATTEMPT, SEASON

(Min. 100 Attempts)

1.	10.1	Kerry Collins	1994
2.	9.4	John Hufnagel	1972
3.	9.3	Trace McSorley	2016
4.	9.0	Chuck Fusina	1977
5.	<b>8.9</b>	<b>Sean Clifford</b>	<b>2019</b>
6.	8.7	John Hufnagel	1971
7.	8.7	Mike McQueary	1997
8.	8.5	Tom Shuman	1973
8.	8.5	Tony Sacca	1991
10.	8.4	Trace McSorley	2017

### YARDS PER COMPLETION, CAREER

(Min. 200 Attempts)

1.	16.0	Mike McQueary	1995-97
2.	15.9	Tom Sherman	1965-67
3.	15.8	John Hufnagel	1970-72
4.	15.4	Tom Shuman	1972-74
5.	<b>15.3</b>	<b>Sean Clifford</b>	<b>2018-pres.</b>
6.	14.7	Doug Strang	1981-84
7.	14.6	Tony Sacca	1988-91
8.	14.5	Chuck Fusina	1975-78
9.	14.3	Kerry Collins	1991-94
10.	14.2	Michael Robinson	2002-05

### YARDS PER COMPLETION, SEASON

(Min. 100 Attempts)

1.	17.7	John Hufnagel	1972
2.	16.6	Tom Shuman	1973
3.	16.1	Trace McSorley	2016
4.	15.6	Chuck Fusina	1977
5.	15.5	Tom Sherman	1967
6.	15.3	Tony Sacca	1990
7.	15.2	Kerry Collins	1994
8.	15.2	Tony Sacca	1988
9.	15.1	Mike McQueary	1997
10.	15.0	Todd Blackledge	1981
11.	14.7	Doug Strang	1984
12.	14.7	Tony Sacca	1991
13.	14.5	Doug Strang	1983
14.	14.5	Michael Robinson	2005
14.	14.5	Kerry Collins	1992
14.	14.4	Kevin Thompson	1999
14.	14.4	Michael Robinson	2003
14.	<b>14.4</b>	<b>Sean Clifford</b>	<b>2019</b>

### PASSING TD PERCENTAGE, CAREER

(Min. 200 Attempts)

1.	<b>9.86</b>	<b>Sean Clifford</b>	<b>2018-pres.</b>
2.	9.14	Elwood Petchel	1946-48
3.	7.67	Tom Shuman	1972-74
4.	7.17	Mike McQueary	1994-97
5.	6.76	Galen Hall	1959-61
6.	6.76	Pete Liske	1961-63
7.	6.48	John Sacca	1992-93
8.	6.37	John Hufnagel	1970-72
9.	6.33	Trace McSorley	2015-18
10.	6.23	Todd Blackledge	1980-82

### PASSING TD PERCENTAGE, SEASON

(Min. 100 Attempts)

1.	<b>9.26</b>	<b>Sean Clifford</b>	<b>2019</b>
2.	8.08	Tom Shuman	1973
3.	7.95	Kerry Collins	1994
4.	7.85	Kevin Thompson	1999
5.	7.53	Todd Blackledge	1982
6.	7.49	Trace McSorley	2016
7.	7.41	Pete Liske	1962
8.	7.35	John Hufnagel	1971
9.	7.34	Doug Strang	1983
10.	7.19	Tony Sacca	1991

### PASSING EFFICIENCY, CAREER

(Min. 200 Attempts)

1.	<b>172.3</b>	<b>Sean Clifford</b>	<b>2018-pres.</b>
2.	145.6	Mike McQueary	1994-97
3.	144.5	Trace McSorley	2015-18
4.	140.8	John Hufnagel	1970-72
5.	140.4	Daryll Clark	2006-09
6.	137.3	Kerry Collins	1991-94
7.	132.7	Chuck Fusina	1975-78
8.	128.3	Matt McGloin	2009-12
9.	128.0	Tom Shuman	1972-74
10.	127.7	Pete Liske	1961-63

### PASSING EFFICIENCY, SEASON

(Min. 100 Attempts)

1.	172.9	Kerry Collins	1994
2.	<b>164.9</b>	<b>Sean Clifford</b>	<b>2019</b>
3.	156.9	Trace McSorley	2016
4.	153.7	Trace McSorley	2017
5.	151.8	John Hufnagel	1971
6.	149.8	Tony Sacca	1991
7.	148.0	John Hufnagel	1972
8.	146.4	Chuck Fusina	1977
9.	145.0	Mike McQueary	1997
10.	143.7	Tom Shuman	1973

### INTERCEPTION PERCENTAGE, CAREER

(Min. 200 Attempts)

1.	<b>1.35</b>	<b>Sean Clifford</b>	<b>2018-pres.</b>
2.	2.02	Wally Richardson	1992, 94-96
3.	2.06	Trace McSorley	2015-18
4.	2.10	Matt McGloin	2009-12
5.	2.14	Anthony Morelli	2004-07
6.	2.17	Daryll Clark	2006-09
7.	2.31	John Sacca	1992-93
8.	2.31	Anthony Morelli	2004-07
9.	2.51	Christian Hackenberg	2013-15
10.	2.82	Pete Liske	1961-63

### INTERCEPTION PERCENTAGE, SEASON

(Min. 100 Attempts)

1.	1.12	Matt McGloin	2012
2.	<b>1.39</b>	<b>Sean Clifford</b>	<b>2018-pres.</b>
3.	1.46	Kerry Collins	1992
4.	1.67	Christian Hackenberg	2015
5.	1.71	Tony Sacca	1991
6.	1.79	Wally Richardson	1995
7.	1.86	Daryll Clark	2008
8.	1.94	John Sacca	1992
9.	1.94	Trace McSorley	2018
10.	1.96	John Shaffer	1986

## RECEIVING

### RECEIVING YARDAGE, CAREER

1.	3026	Bobby Engram	1991, 93-95
2.	2842	DaeSean Hamilton	2014-17
3.	2771	Deon Butler	2005-08
4.	2479	Allen Robinson	2011-13
...			
12.	1837	Jack Curry	1965-67
13.	1825	Terry Smith	1988-91
14.	1743	Derrick Williams	2005-08
15.	1702	Tony Johnson	2000-03
16.	1520	Freddie Scott	1993-95
17.	1481	Mike Gesicki, TE	2014-17
18.	1437	Chafie Fields	1996-99
19.	<b>1374</b>	<b>KJ Hamler</b>	<b>2018-pres.</b>
20.	1343	Ted Kwalick, TE	1966-68
21.	1263	Scott Fitzkee	1975-78
22.	1245	DeAndre Thompkins	2015-18
23.	1222	David Daniels	1988-90
24.	1195	Saquon Barkley, RB	2015-17
25.	1181	Geno Lewis	2013-15
26.	1146	Andrew Quarless, TE	2006-09
27.	1132	Eddie Drummond	1998-2001
28.	1123	Juwan Johnson	2016-18
29.	1058	Jimmy Cefalo	1974-77
30.	1047	Justin Brown	2009-11
31.	1038	Dan Natale, TE	1972-74
32.	1016	Mickey Shuler, TE	1975-77
33.	1005	Jesse James, TE	2012-14
--	<b>659</b>	<b>Pat Freiermuth, TE</b>	<b>2018-pres.</b>
--	<b>515</b>	<b>Jahan Dotson</b>	<b>2018-pres.</b>

### YARDS PER RECEPTION, CAREER

1.	20.54	Ray Roundtree	1984-87
2.	20.15	Joe Jurevicius	1994-97
3.	19.58	Saeed Blacknall	2014-17
4.	19.43	Scott Fitzkee	1975-78
5.	18.89	Jimmy Cefalo	1974-77
6.	18.40	Kenny Jackson	1980-83
7.	18.25	Bryant Johnson	1999-2002
8.	18.12	Bobby Engram	1991, 93-95
9.	18.12	Dean DiMidio	1982-85
10.	17.71	David Daniels	1988-90
11.	<b>17.39</b>	<b>KJ Hamler</b>	<b>2018-pres.</b>

### YARDS PER RECEPTION, SEASON

1.	21.20	Joe Jurevicius	1996
2.	20.95	Joe Jurevicius	1997
3.	20.70	Freddie Scott	1994
4.	19.79	Bobby Engram	1994
5.	19.10	Bryant Johnson	2002
6.	18.68	Deon Butler	2005
7.	18.67	Tony Johnson	2001
8.	18.63	Eddie Drummond	1999
9.	18.38	Kenny Jackson	1980
10.	18.28	Terry Smith	1990
11.	18.19	Bobby Engram	1993
12.	18.18	Mickey Shuler	1977
13.	18.11	Jimmy Cefalo	1977
14.	18.04	Gregg Garrity	1981
15.	17.95	KJ Hamler	2018
--	<b>16.76</b>	<b>KJ Hamler</b>	<b>2019</b>

### RECEIVING TOUCHDOWNS, CAREER

1.	31	Bobby Engram	1991, 93-95
2.	25	Kenny Jackson	1980-83
3.	22	Deon Butler	2005-08
4.	18	Derek Moyer	2008-11
18	18	Chris Godwin	2014-16
18	18	DaeSean Hamilton	2014-17
7.	17	Allen Robinson	2011-13
8.	16	O.J. McDuffie	1988-92
9.	15	Terry Smith	1988-91
15	15	Joe Jurevicius	1994-97
15	15	Mike Gesicki, TE	2014-17
<b>15</b>	<b>Pat Freiermuth, TE</b>	<b>2018-pres.</b>	
13.	13	Jordan Norwood	2005-08
<b>13</b>	<b>KJ Hamler</b>	<b>2018-pres.</b>	

### RECEIVING TOUCHDOWNS, SEASON

1.	13	Bobby Engram	1993
2.	11	Bobby Engram	1995
11	11	Allen Robinson	2012
11	11	Chris Godwin	2016
5.	10	Joe Jurevicius	1997
6.	9	O.J. McDuffie	1992
9	9	Freddie Scott	1994
9	9	Deon Butler	2005
9	9	Mike Gesicki, TE	2017
9	9	DaeSean Hamilton	2017
11.	8	Terry Smith	1991
8	8	Derek Moyer	2010
8	8	Pat Freiermuth, TE	2018
<b>8</b>	<b>KJ Hamler</b>	<b>2019</b>	
15.	7	Kenny Jackson	1982
7	7	Bobby Engram	1994
7	7	Graham Zug	2009
7	7	Deon Butler	2008
7	7	Kenny Jackson	1983
<b>7</b>	<b>Pat Freiermuth</b>	<b>2019</b>	

## TOTAL OFFENSE

### TOTAL OFFENSE, CAREER

	Yards	Rush	Pass		
1.	11596	1697	9899	Trace McSorley	2015-18
2.	8215	-242	8457	Christian Hackenberg	2013-15
3.	7796	584	7212	Zack Mills	2001-04
4.	6361	619	5742	Daryll Clark	2006-09
5.	6325	-65	6390	Matt McGloin	2009-12
6.	6000	131	5869	John Hufnagel	1988-91
7.	5300	-4	5304	Kerry Collins	1991-94
8.	5168	1637	3531	Michael Robinson	2002-05
9.	5162	-220	5382	Chuck Fusina	1975-78
10.	5154	-121	5275	Anthony Morelli	2004-07
11.	4911	99	4812	Todd Blackledge	1980-82
12.	4212	667	3545	John Hufnagel	1970-72
13.	4182	-237	4419	Wally Richardson	1992, 94-96
14.	3932	3932	0	Evan Royster	2007-10
15.	3879	3843	36	Saquon Barkley	2015-17
16.	3716	670	3046	Rashard Casey	1997-2000
17.	3604	-106	3710	Kevin Thompson	1996-99
18.	3398	3398	0	Curt Warner	1979-82
19.	3341	-128	3469	John Shaffer	1983-86
20.	3320	3320	0	Tony Hunt	2003-06
--	<b>2403</b>	<b>277</b>	<b>2126</b>	<b>Sean Clifford</b>	<b>2018-pres.</b>

### TOTAL OFFENSE, SEASON

	Yards	Rush	Pass		
1.	4061	491	5370	Trace McSorley	2017
2.	3979	212	3614	Trace McSorley	2016
3.	3328	798	2530	Trace McSorley	2018
4.	3220	-51	3271	Matt McGloin	2012
5.	3214	211	3003	Daryll Clark	2009
6.	3156	806	2350	Michael Robinson	2005
7.	2887	-68	2955	Christian Hackenberg	2013
8.	2883	-94	2977	Christian Hackenberg	2014
9.	2874	282	2592	Daryll Clark	2008
10.	2660	-19	2679	Kerry Collins	1994
11.	2638	-13	2651	Anthony Morelli	2007
12.	2618	201	2417	Zack Mills	2002
13.	2445	-80	2525	Christian Hackenberg	2015
14.	2427	-61	2488	Tony Sacca	1991
15.	2336	-88	2424	Anthony Morelli	2006
16.	2316	315	2001	Rashard Casey	2000
<b>17.</b>	<b>2211</b>	<b>280</b>	<b>1931</b>	<b>Sean Clifford</b>	<b>2019</b>

### TOTAL OFFENSE, GAME

	Yards	Rush	Pass		
1.	461	175	286	T. McSorley vs. Ohio State	2018
2.	456	2	454	C. Hackenberg vs. UCF	2014
<b>3.</b>	<b>452</b>	<b>54</b>	<b>398</b>	<b>S. Clifford at Maryland</b>	<b>2019</b>
4.	418	138	280	Z. Mills vs. Ohio State	2001
5.	408	73	335	T. McSorley vs. Minnesota	2016
6.	402	60	342	T. McSorley vs. Washington	2017
7.	398	19	379	M. Robinson vs. Wisconsin	2003
8.	389	-10	399	Z. Mills vs. Iowa	2002
9.	389	13	376	T. McSorley vs. Michigan St.	2016
10.	383	2	381	T. McSorley at Michigan St.	2017

### TDs RESPONSIBLE FOR, SEASON

1.	39	Trace McSorley	2017
2.	36	Trace McSorley	2016
3.	31	Daryll Clark	2009

RECORD WATCH

PUNT RETURNS

PUNT RETURNS, CAREER

1.	109	Bruce Branch	1997-2001
2.	86	Jim Coates	1984-87
	86	Calvin Lowry	2002-05
4.	84	O.J. McDuffie	1988-92
5.	71	Bobby Engram	1991, 93-95
6.	66	Derrick Williams	2005-08
	66	DeAndre Thompkins	2015-18
8.	62	Kevin Baugh	1980-83
9.	56	Gary Hayman	1972-73
10.	50	Jesse Della Valle	2010-14
11.	49	Justin Brown	2009-11
12.	47	Dennis Onkotz	1967-69
13.	46	Michael Timpson	1985-88
	46	Mike Guman	1976-79
15.	42	Jim Eaise	1973-74
--	<b>34</b>	<b>KJ Hamler</b>	<b>2018-pres.</b>

PUNT RETURNS, SEASON

1.	41	Bryant Johnson	2002
	41	Bruce Branch	1999
	41	Bruce Branch	1998
4.	36	Jim Coates	1986
5.	33	O.J. McDuffie	1991
	33	Gary Hayman	1972
	33	Bobby Engram	1993
8.	32	Calvin Lowry	2005
9.	30	O.J. McDuffie	1992
10.	29	Kevin Baugh	1982
	29	Tisen Thomas	1990
12.	28	Calvin Lowry	2004
	28	John Cappelletti	1971
14.	27	Jim Eaise	1974
	27	Jim Coates	1987
	27	Justin Brown	2011
--	<b>20</b>	<b>KJ Hamler</b>	<b>2019</b>

KICK RETURNS

KICK RETURN AVERAGE, CAREER

(Min. 15 returns)

1.	29.6	Larry Joe	1946-48
2.	28.8	Curt Warner	1979-82
3.	28.4	Charlie Pittman	1967-69
4.	27.8	Saquon Barkley	2015-17
5.	26.9	Gary Hayman	1972-73
6.	26.3	Blair Thomas	1985-87, 89
7.	25.7	Roger Kochman	1959-62
8.	25.6	Chaz Powell	2008-11
<b>9.</b>	<b>24.6</b>	<b>KJ Hamler</b>	<b>2018-pres.</b>
	24.6	Lydell Mitchell	1969-71

KICK RETURN AVERAGE, SEASON

(Min. 8 returns)

1.	43.0	Gary Brown	1990
2.	35.0	Curt Warner	1980
3.	32.6	Larry Joe	1947
4.	31.9	Blair Thomas	1986
5.	29.6	Gary Hayman	1973
	29.6	Rodney Kinlaw	2005
7.	29.0	Curt Warner	1979
8.	28.8	Chaz Powell	2008
9.	28.7	Charlie Pittman	1967
10.	28.4	Saquon Barkley	2017
11.	28.0	Rich Mauti	1975
12.	27.4	Bob Riggle	1965
13.	27.1	Chaz Powell	2011
14.	26.7	Larry Johnson	2001
15.	26.5	Shelly Hammonds	1993
16.	26.4	A.J. Wallace	2007
17.	26.3	Paul Johnson	1969
18.	26.1	<i>KJ Hamler</i>	<i>2018</i>
19.	25.8	Derrick Williams	2008
20.	25.6	Lydell Mitchell	1970

KICKOFF RETURN YARDS, CAREER

1.	1866	Chaz Powell	2007-11
2.	1506	Kenny Watson	1996-2000
3.	1347	Larry Johnson	1998-2002
4.	1216	Kevin Baugh	1980-83
5.	1128	A.J. Wallace	2006-09
6.	1127	Jim Coates	1984-87
7.	1095	Derrick Williams	2005-08
8.	922	Curt Warner	1979-82
9.	920	Gary Brown	1987-90
10.	764	Miles Sanders	2016-18
<b>11.</b>	<b>737</b>	<b>KJ Hamler</b>	<b>2018-pres.</b>

KICKOFF RETURN YARDS, SEASON

1.	733	Chaz Powell	2011
2.	688	Miles Sanders	2016
3.	659	Grant Haley	2014
4.	581	A.J. Wallace	2007
5.	530	Chris Eberly	1997
6.	523	<i>KJ Hamler</i>	<i>2018</i>
7.	522	Kenny Watson	1999
8.	515	Derrick Williams	2008
9.	503	Chaz Powell	2010
	503	Kevin Baugh	1983
11.	493	Curt Warner	1979
12.	491	Geno Lewis	2013
13.	454	Larry Johnson	2001
14.	444	Larry Johnson	2000
15.	427	Gary Brown	1988
--	<b>214</b>	<b>KJ Hamler</b>	<b>2019</b>

KICKOFF RETURNS, CAREER

1.	73	Chaz Powell	2007-11
2.	67	Kenny Watson	1996-00
3.	62	Kevin Baugh	1980-83
4.	59	Larry Johnson	1998-02
5.	51	Jim Coates	1984-87
6.	50	Derrick Williams	2005-08
7.	47	A.J. Wallace	2006-09
8.	38	Gary Brown	1987-90
	38	Miles Sanders	2016-18
10.	32	Grant Haley	2014-17
	32	Curt Warner	1979-82
<b>12.</b>	<b>30</b>	<b>KJ Hamler</b>	<b>2018-pres.</b>

KICKOFF RETURNS, SEASON

1.	33	Miles Sanders	2016
2.	32	Grant Haley	2014
3.	27	Chaz Powell	2011
4.	26	Kevin Baugh	1983
5.	22	Gary Brown	1988
	22	Geno Lewis	2013
	22	Chris Eberly	1997
	22	A.J. Wallace	2007
	22	Kenny Watson	1999
10.	21	Chaz Powell	2010
11.	20	Derrick Williams	2008
	20	<i>KJ Hamler</i>	<i>2018</i>

PUNTING

PUNTING AVERAGE, CAREER

(Min. 50 punts)

1.	43.13	Jeremy Boone	2007-09
<b>2.</b>	<b>43.00</b>	<b>Blake Gillikin</b>	<b>2016-pres.</b>
3.	43.00	George Reynolds	1980-83
4.	41.84	Pat Pidgeon	1996-99
5.	41.79	Ralph Giacommaro	1979-82
6.	41.74	Jeremy Kapinos	2003-06
7.	41.73	Anthony Fera	2010-11
8.	41.71	John Bruno Jr.	1984-86
9.	40.50	Chris Claus	1987
10.	39.95	David Royer	1999-2002

PUNTING AVERAGE, SEASON

(Min. 30 punts)

1.	43.95	<i>Blake Gillikin</i>	<i>2018</i>
2.	43.55	Ralph Giacommaro	1981
3.	43.32	Jeremy Boone	2009
4.	43.31	Ralph Giacommaro	1980
5.	43.15	<i>Blake Gillikin</i>	<i>2017</i>
6.	43.03	Jeremy Boone	2008
7.	43.02	Jeremy Boone	2007
8.	42.92	John Bruno Jr.	1985
9.	42.80	<i>Blake Gillikin</i>	<i>2016</i>
10.	42.63	George Reynolds	1983
11.	42.58	Pat Pidgeon	1998
12.	42.56	Pat Pidgeon	1997
<b>13.</b>	<b>42.16</b>	<b>Blake Gillikin</b>	<b>2019</b>
14.	41.95	Anthony Fera	2011
15.	41.91	Jeremy Kapinos	2003
16.	41.89	Jeremy Kapinos	2006
17.	41.79	Jeremy Kapinos	2004
18.	41.43	John Bruno	1984
19.	41.41	Anthony Fera	2010
20.	41.38	Pat Pidgeon	1999

PUNTING AVERAGE, GAME

(Min. 4 punts)

1.	54.75	Ralph Giacommaro at Syracuse	1981
2.	52.40	Bob Campbell vs. Miami (Fla.)	1968
3.	52.00	Jeremy Kapinos vs. Purdue	2004
4.	51.40	Jeremy Boone vs. Texas A&M	2007
5.	51.20	<i>Blake Gillikin vs. Kentucky</i>	<i>2018</i>
6.	51.00	Doug Helkowski vs. Texas	1990
7.	50.80	<i>Blake Gillikin vs. USC</i>	<i>2016</i>
8.	50.50	Jeremy Kapinos at Ohio State	2004
	50.50	Jeremy Kapinos at Ohio State	2006
10.	49.50	Jeremy Boone at Illinois	2009
11.	48.80	Chris Gulla vs. Akron	2014
12.	48.67	Jeremy Kapinos vs. Boston Coll.	2003
	48.67	<i>Blake Gillikin at Rutgers</i>	<i>2018</i>
14.	48.50	Chris Bahr vs. Alabama	1975
15.	48.40	Ralph Giacommaro vs. Miami (Fla.)	1980

LONGEST PUNTS

1.	89	Coop French at Iowa	1930
2.	78	Jeremy Kapinos at Ohio State	2004
3.	76	Chris Claus vs. Rutgers	1987
4.	74	Anthony Fera at Iowa	2010
	74	<i>Blake Gillikin at Michigan</i>	<i>2018</i>
6.	73	Milt Plum at Ohio State	1956
7.	71	Joe Colone at Syracuse	1946
	71	John Bruno Jr. vs. Boston Coll.	1985
	71	<i>Blake Gillikin vs. Kentucky</i>	<i>2018</i>
10.	70	Coop French at Iowa	1930
	70	Joe Colone at Syracuse	1946
	70	Jeremy Kapinos vs. Purdue	2004
	70	Jeremy Boone at Illinois	2007
	70	<i>Blake Gillikin at Rutgers</i>	<i>2018</i>
15.	69	Bob Parsons at Colorado	1970
	69	Anthony Fera vs. Purdue	2011
	69	<i>Blake Gillikin at Pitt</i>	<i>2016</i>
18.	68	Jeremy Kapinos at Ohio State	2006
	68	Jeremy Boone at Indiana	2007
20.	67	Joe Colone vs. Navy	1947
	67	Art Betts vs. Michigan State	1951
	67	Wayne Corbett at Pittsburgh	1965
	67	<i>Blake Gillikin at Rutgers</i>	<i>2018</i>
24.	66	Frank Hershey vs. Maryland	1964
	66	Jeremy Boone at Illinois	2009
	66	Alex Butterworth vs. Michigan	2013
27.	65	W.G. Cooper vs. Villanova	1935
	65	Tom Cherry vs. UCLA	1967
	65	Bob Parsons vs. Colorado	1969
	65	<i>Blake Gillikin vs. USC</i>	<i>2016</i>

KICKING

FIELD GOALS MADE, CAREER

1.	78	Kevin Kelly	2005-08
2.	54	Sam Ficken	2011-14
3.	50	Craig Fayak	1990-93
4.	47	Travis Forney	1996-99
5.	45	Brett Conway	1993-96
6.	40	Massimo Manca	1982, 84-86
7.	39	Matt Bahr	1976-78
	39	Robbie Gould	2001-04
	39	Tyler Davis	2015-17
10.	38	Nick Gancitano	1981-84
11.	36	Collin Wagner	2007-10
12.	35	Chris Bahr	1973-75
13.	29	Herb Menhardt	1978-80
14.	27	Ray Tarasi	1986-89
<b>15.</b>	<b>21</b>	<b>Jake Pinegar</b>	<b>2018-pres.</b>

FIELD GOALS ATTEMPTED, SEASON

1.	34	Kevin Kelly	2006
2.	33	Chris Bahr	1975
3.	29	Travis Forney	1998
	29	Sam Ficken	2014
5.	27	Matt Bahr	1978
6.	26	Massimo Manca	1985
	26	Craig Fayak	1991
	26	Travis Forney	1999
	26	Kevin Kelly	2007
10.	25	Collin Wagner	2010
11.	24	Matt Bahr	1977
	24	Brett Conway	1995
	24	Brett Conway	1996
	24	Kevin Kelly	2008
	24	Tyler Davis	2016
	24	<i>Jake Pinegar</i>	<i>2018</i>

FIELD GOAL PERCENTAGE, CAREER

(Min. 25 Attempts)

1.	79.6	Tyler Davis	2015-17
2.	77.6	Nick Gancitano	1981-84
3.	75.0	Collin Wagner	2006-10
4.	74.6	Travis Forney	1996-99
5.	73.8	Brett Conway	1993-96
6.	72.9	Kevin Kelly	2005-08
7.	72.0	Sam Ficken	2011-14
<b>8.</b>	<b>70.0</b>	<b>Jake Pinegar</b>	<b>2018-pres.</b>
9.	69.0	Herb Menhardt	1976, 78-80
10.	67.8	Massimo Manca	1982, 84-86

LONGEST FIELD GOALS

<b>1.</b>	<b>57</b>	<b>Jordan Stout vs. Pitt</b>	<b>2019</b>
2.	55	Chris Bahr at Temple	1975
	55	Chris Bahr at Ohio State	1975
	55	Chris Bahr at Syracuse	1975
5.	54	Herb Menhardt at NC State	1979
	54	Sam Ficken vs. Kent State	2013
7.	53	Massimo Manca vs. Notre Dame	1985
	53	Kevin Kelly vs. Iowa	2007
<b>53</b>	<b>Jordan Stout vs. Idaho</b>	<b>2019</b>	
10.	52	Chris Bahr vs. West Virginia	1975
	52	Eric Etze at Notre Dame	1988
	52	Brett Conway vs. Temple	1996
	52	Kevin Kelly at Syracuse	2008

EXTRA POINTS MADE, CAREER

1.	183	Kevin Kelly	2005-08
2.	144	Tyler Davis	2015-17
3.	141	Brett Conway	1993-96
4.	132	Craig Fayak	1990-93
5.	117	Travis Forney	1996-99
6.	115	Robbie Gould	2002-04
7.	109	Sam Ficken	2011-14
8.	98	Al Vitiello	1971-72
<b>9.</b>	<b>92</b>	<b>Jake Pinegar</b>	<b>2018-pres.</b>
10.	86	Massimo Manca	1982, 84-86

# 26 2019 PENN STATE FOOTBALL

## RECORD WATCH

### EXTRA POINTS MADE, SEASON

1.	71	Tyler Davis	2017
2.	62	Brett Conway	1994
	62	Tyler Davis	2016
4.	60	Kevin Kelly	2008
5.	59	Al Vitiello	1971
6.	53	Jake Pinegar	2018
7.	49	Kevin Kelly	2005
8.	46	Collin Wagner	2009
9.	44	Kevin Kelly	2007
	44	Travis Forney	1999
11.	42	Robbie Gould	2002
	42	Craig Fayak	1991
13.	41	Sam Ficken	2013
	41	Travis Forney	1997
15.	40	Craig Fayak	1993
--	<b>39</b>	<b>Jake Pinegar</b>	<b>2019</b>

### EXTRA POINTS MADE, GAME

1.	10	Charles Atherton vs. Gettysburg	1894
	10	Travis Forney vs. Akron	1999
	<b>10</b>	<b>Jake Pinegar vs. Idaho</b>	<b>2019</b>

### EXTRA POINT PERCENTAGE, CAREER

(Min. 50 Attempts)

1.	100.0 (59-59)	Herb Menhardt	1976, 78-80
	100.0 (85-85)	Collin Wagner	2006-10
	100.0 (144-144)	Tyler Davis	2015-17
4.	99.3 (141-142)	Brett Conway	1993-96
5.	98.9 (183-185)	Kevin Kelly	2005-08
6.	98.9 (86-87)	Massimo Manca	1982, 84-86
7.	97.3 (109-112)	Sam Ficken	2011-14
<b>8.</b>	<b>96.8 (92-95)</b>	<b>Jake Pinegar</b>	<b>2018-pres.</b>
9.	96.7 (117-121)	Travis Forney	1996-99
10.	96.2 (76-79)	Nick Gancitano	1981-84

## SCORING

### SCORING, CAREER

Points	TD	PAT	FG		
1.	425	1	*183	78	Kevin Kelly 2005-08
2.	318	53	0	0	Saquon Barkley 2015-17
3.	282	0	132	50	Craig Fayak 1990-93
4.	276	0	141	45	Brett Conway 1993-96
5.	271	0	109	54	Sam Ficken 2011-14
6.	261	0	144	39	Tyler Davis 2015-17
7.	258	0	117	47	Travis Forney 1996-99
8.	246	41	0	0	Lydell Mitchell 1969-71
9.	232	0	115	39	Robbie Gould 2001-04
10.	230	38	**0	0	Curtis Enis 1995-97
11.	218	36	**0	0	Larry Johnson 1999-2002
12.	206	0	86	40	Massimo Manca 1982, 84-86
13.	204	34	0	0	Ki-Jana Carter 1992-94
14.	198	33	0	0	Curt Warner 1979-82
15.	193	0	85	36	Collin Wagner 2006-10
16.	192	32	0	0	Charlie Pittman 1967-69
	192	32	0	0	Bobby Engram 1991, 93-95
	192	32	0	0	Evan Royster 2006-10
19.	191	0	74	39	Matt Bahr 1976-78
20.	190	0	76	38	Nick Gancitano 1981-84
--	<b>155</b>	<b>0</b>	<b>92</b>	<b>21</b>	<b>Jake Pinegar 2018-pres.</b>

\*2-pt conversion run; \*\*2-pt conversion reception

### SCORING, SEASON

Points	TD	PAT	FG		
1.	174	29	0	0	Lydell Mitchell 1971
2.	140	23	**0	0	Larry Johnson 2002
3.	138	23	0	0	Ki-Jana Carter 1994
	138	23	0	0	Saquon Barkley 2017
5.	132	22	0	0	Saquon Barkley 2016
6.	128	0	62	22	Tyler Davis 2016
7.	122	20	**0	0	Curtis Enis 1997
8.	120	0	60	20	Kevin Kelly 2008
9.	119	11	—	—	Pete Mauthe 1909
10.	116	19	*0	0	Richie Anderson 1992
11.	110	1	44	20	Kevin Kelly 2007
12.	107	0	44	21	Travis Forney 1999
13.	102	17	0	0	John Cappelletti 1973
14.	101	0	53	16	Jake Pinegar 2018
15.	100	0	28	24	Sam Ficken 2014
16.	99	0	*49	16	Kevin Kelly 2005
17.	98	0	71	9	Tyler Davis 2017
18.	97	0	31	22	Matt Bahr 1978
19.	96	0	30	22	Kevin Kelly 2006
20.	94	0	34	20	Collin Wagner 2010
--	<b>54</b>	<b>0</b>	<b>39</b>	<b>5</b>	<b>Jake Pinegar 2019</b>

\*2-pt conversion run; \*\*2-pt conversion reception

## DEFENSE

### SACKS, CAREER (Since 1975)

1.	33.0	Courtney Brown	1996-99
2.	30.0	Larry Kubin	1977-80
3.	25.5	Shane Conlan	1983-86
	25.5	Michael Haynes	1999-2002
5.	24.5	Tyoka Jackson	1990-93
6.	22.0	Matt Millen	1976-79
7.	21.0	Todd Atkins	1992-95
8.	20.0	Rich McKenzie	1989-92
	20.0	Anthony Zettel	2012-15
10.	19.0	Bruce Clark	1976-79
	19.0	LaVar Arrington	1997-99
	19.0	Jay Alford	2003-06
13.	18.0	Don Graham	1983-86
	18.0	Bob White	1983-86
15.	17.5	Carl Nassib	2012-15
--	<b>15.0</b>	<b>Yetur Gross-Matos</b>	<b>2017-pres.</b>
--	<b>14.5</b>	<b>Shaka Toney</b>	<b>2017-pres.</b>
--	<b>13.0</b>	<b>Robert Windsor</b>	<b>2016-pres.</b>

### SACKS, SEASON (Since 1975)

1.	15.5	Carl Nassib	2015
2.	15.0	Michael Haynes	2002
	15.0	Larry Kubin	1979
4.	13.5	Courtney Brown	1999
5.	12.5	Maurice Evans	2007
6.	12.0	Aaron Maybin	2008
	12.0	Larry Kubin	1978
8.	11.5	Courtney Brown	1998
	11.5	Shane Conlan	1983
10.	11.0	Tamba Hali	2005
	11.0	Mark D'Onofrio	1989
	11.0	Terry Killens	1995
13.	10.0	Brad Scioli	1998
14.	9.5	Tyoka Jackson	1991
15.	9.0	LaVar Arrington	1999
	9.0	Don Graham	1986
	9.0	Justin Kurpeikis	1999
	9.0	Matt Millen	1978
--	<b>5.5</b>	<b>Yetur Gross-Matos</b>	<b>2019</b>
--	<b>5.5</b>	<b>Shaka Toney</b>	<b>2019</b>

### TACKLES FOR LOSS, CAREER (Since 1975)

1.	70.0	Courtney Brown	1996-99
2.	51.0	Brandon Short	1996-99
3.	45.0	Larry Kubin	1977-80
4.	43.0	Bruce Clark	1976-79
	43.0	Justin Kurpeikis	1997-2000
6.	42.0	Michael Haynes	1999-2002
7.	41.0	Shane Conlan	1983-86
8.	39.0	LaVar Arrington	1997-99
	39.0	Jimmy Kennedy	1999-2002
10.	38.0	Anthony Zettel	2012-15
11.	36.0	Matt Millen	1976-79
	36.0	Tamba Hali	2002-05
13.	34.0	Paul Posluszny	2003-06
	34.0	Dan Connor	2004-07
15.	33.0	Anthony Adams	1999-2002
--	<b>31.5</b>	<b>Yetur Gross-Matos</b>	<b>2017-pres.</b>

### TACKLES FOR LOSS, SEASON (Since 1975)

1.	29.0	Courtney Brown	1999
2.	24.0	Terry Killens	1995
3.	23.0	Michael Haynes	2002
	23.0	Courtney Brown	1998
	23.0	Larry Kubin	1979
6.	21.5	Maurice Evans	2007
7.	21.0	Tyoka Jackson	1993
8.	20.0	Bruce Clark	1978
	20.0	Todd Atkins	1994
	20.0	Aaron Maybin	2008
	20.0	LaVar Arrington	1999
	20.0	Yetur Gross-Matos	2018
13.	19.5	Carl Nassib	2015
14.	18.0	Justin Kurpeikis	2000
	18.0	Brad Scioli	1998
	18.0	Todd Atkins	1995
	18.0	Willie Smith	1994
	18.0	Brandon Noble	1996
--	<b>9.5</b>	<b>Yetur Gross-Matos</b>	<b>2019</b>

### PASSES DEFENDED, CAREER

1.	76	Derek Bochna (64 pbu, 12 int)	1990-93
2.	60	Brian Miller (48 pbu, 12 int)	1993-96
3.	52	Darren Perry (37 pbu, 15 int)	1988-91
4.	51	Leon Humphries (43 pbu, 8 int)	1988-91
5.	46	Alan Zemaitis (34 pbu, 12 int)	2002-05
6.	44	Duffy Cobbs (35 pbu, 9 int)	1983-86
7.	42	Lee Rubin (34 pbu, 8 int)	1990-93
	42	Kim Herring (29 pbu, 13 int)	1993-96
9.	41	David Macklin (33 pbu, 8 int)	1996-99
10.	39	Willie Thomas (34 pbu, 5 int)	1987-90
11.	36	Sherrod Rainge (27 pbu, 9 int)	1986-89
<b>12.</b>	<b>34</b>	<b>John Reid (27 pbu, 7 int)</b>	<b>2015-pres.</b>





79

**GAME 1**  
PENN STATE VS. IDAHO

7



BEAVER STADIUM | BTN | 8/31/19 | 104,527



**GAME RECAP**

**UNIVERSITY PARK, Pa.** – Penn State cruised to a 79-7 win over Idaho in its season-opening football contest.

Penn State rolled for 673 total yards on offense – the third-most in program history – while holding Idaho to just five first downs and 145 total yards. The Nittany Lion ground game led the offensive charge with five different running backs combining for seven rushing touchdowns and a total of nine different rushers combining for 331 yards on 45 attempts. Freshman Devyn Ford ran his second career carry for an 81-yard touchdown en route to a 107-yard day, while classmate Noah Cain and sophomore Journey Brown both added two scores each.

Making his first career start, sophomore quarterback Sean Clifford threw for 280 yards and two touchdowns on 14-of-23 passing and rushed seven times for 57 yards in a little more than a half of action. KJ Hamler led the receivers with four catches for 115 yards and both of Clifford's passing touchdowns.

The Vandals were limited to just four yards rushing as Penn State totaled seven sacks and 11 tackles for loss, led by 2.5 sacks by junior defensive end Yetur Gross-Matos.

**Notes**

- The Nittany Lions have won 16 of their last 18 season openers, including four-straight victories.
- The Nittany Lions have won 17 of their last 18 home openers, including seven straight victories.
- Penn State won its eighth consecutive non-conference regular season game.
- Penn State's 79 points mark the most the Nittany Lions have scored in a game since scoring 81 in an 81-0 win over Cincinnati in the 1991 home opener.
- The 79 points are the second-most since 1921 and are tied for the sixth-most in program history.
- The 72-point margin of victory is tied for the 10th-biggest in Penn State history and is the largest since the 1991 Cincinnati game (81-0).
- Penn State's seven rushing touchdowns are the most since rushing the ball into the end zone seven times against Coastal Carolina in 2008.
- The Nittany Lions had five different running backs score the seven rushing touchdowns. It is the first time since at least 2000 that five different players have scored a rushing touchdown in the same game.
- Penn State's 673 yards of total offense were the most since 689 at Minnesota in 1994 and the third most for the Nittany Lions since 1947.
- Penn State's 35 first downs were the most since it had 35 against Minnesota in 2005.
- The Nittany Lion defense held Idaho to just 4 rushing yards, the fewest since allowing 3 yards to UMass in 2014 and the second-fewest under James Franklin.
- Penn State gave up just 145 yards of total offense, which are the fewest since allowing 87 yards to Rutgers in 2016 and the second-lowest total under James Franklin.
- RB Devyn Ford became the first Nittany Lion freshman to run for more than 100 yards in a game since Saquon Barkley rushed for 103 yards against Michigan State on November 18, 2015. He is also the first Penn State freshman to run for 100 yards in a season opener since Curt Warner rushed for 100 yards on 12 carries against Rutgers on September 15, 1979.
- Ford scored on an 81-yard run in the second quarter. It was his first career touchdown and Penn State's longest rushing touchdown since Saquon Barkley's 92-yard run in the Fiesta Bowl vs. Washington in 2017.
- CB John Reid notched the first full sack of his career in the opening stanza. He previously had a half-sack against Kent State in 2016. He also grabbed the sixth interception of his career early in the third quarter.

**SCORING SUMMARY**

	1	2	3	4	OT	F
<b>ID</b>	0	0	0	7	-	7
<b>PSU</b>	20	24	14	21	-	79

1st	11:30	PSU			6-23/2:00/0-3	
	8:35	PSU			4-0/0:51/0-6	
	5:03	PSU			5-54/2:00/0-13	
	1:50	PSU			5-35/1:43/0-20	
2nd	10:28	PSU			3-55/1:01/0-27	
	4:27	PSU			3-95/1:11/0-34	
	1:39	PSU			4-76/1:19/0-41	
	00:00	PSU			4-40/0:42/0-44	
3rd	13:11	PSU			5-75/1:43/0-51	
	11:28	PSU			4-6/1:30/0-58	
4th	14:51	PSU			14-72/5:51/0-65	
	12:35	IDAHO			2-25/0:41/7-65	
	7:48	PSU			10-75/4:47/7-72	
	2:17	PSU			7-54/3:45/7-79	

**TEAM STATS**

	IDAHO	PSU
First Downs	5	35
Rushing Yards	4	331
Passing Yards	141	342
Passing (C-A-Int)	16-26-1	25-37-0
Total Offense	145	673
Plays	54	82
Fumbles (#-Lost)	0-0	3-1
Penalties (#-Yards)	10-67	3-30
Possession Time	27:04	32:56
3rd-Down Conv.	1-15	1-8
Red Zone	1-1	8-8
Touchdowns	1	6
Field goals	0	2

**OTHER**

Time of Game	3:18
Idaho	0-1, 0-0 Big Sky
Penn State	1-0, 0-0 Big Ten

**How It Happened**

Penn State jumped out to a 20-0 lead in the first quarter behind a pair of field goals by Jake Pinegar (28 yards) and Jordan Stout (53 yards), respectively, and a rushing touchdown each from Brown and Ricky Slade.

The Nittany Lions added 24 points in the second quarter to take a 44-0 lead into halftime. Hamler caught a 36-yard pass from Clifford in the back of the end zone early in the frame, and then in the final five minutes, Ford broke free for 81 yards on his second career carry, Hamler hauled in a 21-yard touchdown, and a quick three-and-out setup a successful 38-yard field goal conversion by Pinegar as time expired.

Brown and Cain added rushing touchdowns in the third quarter for a 58-0 lead. In the fourth, quarterback freshman quarterback Will Lewis threw his first career touchdown pass to rookie tight end Brenton Strange to put the Nittany Lions up 65-0.

Idaho's lone score came with 12:35 remaining, as a mishandled punt reception gave the Vandals a short 25-yard field, and quarterback Mason Petrino eventually connected with fullback Logan Kendall from a yard out.

Penn State added a pair of rushing touchdowns from Cain and Nick Eury in the final eight minutes to cement the 79-7 victory.

**INDIVIDUAL STATISTICS**

**RUSHING**

Idaho-Carter, Aundre 14-32; Martinez, Kiahn 3-16; Kendall, Logan 1-0; Richardson, Colton 4-minus 19; Petrino, Mason 6-minus 25.  
 Penn State-Ford, Devyn 6-107; Clifford, Sean 7-57; Cain, Noah 9-44; Eury, Nick 6-44; Brown, Journey 5-38; Levis, Will 5-21; Hamler, KJ 1-16; Slade, Ricky 5-9; Shuster, Mike 1-minus 5.

**PASSING**

Idaho-Petrino, Mason 11-17-1-91; Richardson, Colton 5-9-0-50.  
 Penn State-Clifford, Sean 14-23-0-280; Levis, Will 11-14-0-62.

**RECEIVING**

Idaho-Cotton, Jeff 6-83; Romano, Nick 3-28; Haywood, Cutrell 3-7; Martinez, Kiahn 1-9; Noil, Michael 1-9; Byers, Jed 1-4; Kendall, Logan 1-1.  
 Penn State-Hamler, KJ 4-115; Shorter, Justin 3-36; Carr, Weston 3-27; Ford, Devyn 3-6; Brown, Journey 2-31; George, Daniel 2-28; Sullivan-Brown, Cam 2-13; Slade, Ricky 1-26; Freiermuth, Pat 1-25; Dotson, Jahan 1-13; Weller, Justin 1-10; Kuntz, Zack 1-8; Strange, Brenton 1-4.

**TOP TACKLERS (T-U-A-A)**

Idaho-Walker, Tre 8-5-3; Nash, Christian 6-3-3; Shannon, Sully 6-2-4; Akanno, Charles 5-5-0; Miller, Robert 5-5-0; Jenkins, Jalan 4-3-1.  
 Penn State-Wade, Lamont 4-3-1; Mustipher, PJ 4-2-2; Smith, Brandon 3-3-0; Castro-Fields, Tariq 3-3-0; Sutherland, Jonathan 3-2-1; Gross-Matos, Yetur 3-2-1; Luketa, Jesse 3-1-2; Isaac, Adisa 3-1-2; Brooks, Ellis 3-1-2.



45

GAME 2  
PENN STATE VS. BUFFALO

13



BEAVER STADIUM | FOX | 9/7/19 | 104,136



SCORING SUMMARY

	1	2	3	4	OT	F
UB	0	10	3	0	-	13
PSU	7	0	28	10	-	45

1st	8:50	PSU	2-37/0:30/0-7 Dotson, Jahan 28 yd pass from Clifford, Sean (Pinegar kick)	
2nd	9:42	UB	19-69/8:34/3-7 McNulty, Alex 32 yd field goal	
	0:11	UB	10-96/4:32/10-7 Bourassa, Julien 6 yd pass from Myers, Matt (McNulty kick)	
3rd	12:58	PSU	10-14 Reid, John 36 yd interception return (Pinegar kick)	
	11:54	PSU	1-23/0:05/10-21 Freiermuth, Pat 23 yd pass from Clifford, Sean (Pinegar kick)	
	6:59	UB	10-67/4:55/13-21 McNulty, Alex 25 yd field goal	
	6:12	PSU	3-65/0:43/13-28 Cain, Noah 2 yd run (Pinegar kick)	
	2:56	PSU	5-55/1:35/13-35 Freiermuth, Pat 28 yd pass from Clifford, Sean (Pinegar kick)	
4th	13:58	PSU	7-55/1:54/13-38 Pinegar, Jake 32 yd field goal	
	3:03	PSU	4-74/1:51/13-45 Dotson, Jahan 56 yd pass from Clifford, Sean (Pinegar kick)	

TEAM STATS

	UB	PSU
First Downs	22	14
Rushing Yards	184	78
Passing Yards	245	279
Passing (C-A-Int)	16-32-1	16-22-0
Total Offense	429	357
Plays	90	46
Fumbles (#-Lost)	1-1	2-1
Penalties (#-Yards)	8-78	3-25
Possession Time	42:35	17:25
3rd-Down Conv.	10-23	2-9
Red Zone	3-3	2-2
Touchdowns	1	1
Field goals	2	1

OTHER

Time of Game	3:21
Buffalo	1-1, 0-0 MAC
Penn State	2-0, 0-0 Big Ten

GAME RECAP

**UNIVERSITY PARK, Pa.** - No. 15/14 Penn State scored four touchdowns in the third quarter en route to a 45-13 win over Buffalo in Beaver Stadium.

Penn State trailed Buffalo, 10-7 at the half, but cornerback John Reid returned an interception 36 yards for a touchdown early in the third quarter to swing the momentum in Penn State's favor. Sean Clifford added a pair of touchdowns and Noah Cain rushed for one before the frame ended to establish a 35-13 lead.

Clifford finished the game with four touchdown passes, connecting twice each with Jahan Dotson and Pat Freiermuth.

How It Happened

The Nittany Lions took advantage of a Buffalo fumble on its second offensive possession for their first score. Linebacker Cam Brown caused and forced it at the Bulls' 37-yard line, and then two plays later, Clifford found Dotson in the right corner of the end zone for a 28-yard score.

Buffalo got on the board with a field goal early in the second quarter by Alex McNulty. The 32-yard kick concluded a 19-play, 69-yard drive that consumed 8 minutes, 34 seconds. Buffalo then found the end zone with 11 seconds remaining before the halftime break. A 40-yard completion to Antonio Nunn at the 6-yard line from quarterback Matt Myers setup the score.

Penn State received the second-half kickoff and reached Buffalo 33, but a fumble gave the Bulls the ball back. However, on Buffalo's third play of the drive, Reid jumped a route along the left sideline and went untouched into the end zone for a 36-yard score, his first career pick-six.

After the Nittany Lions forced a three-and-out and followed it with a 22-yard punt return by KJ Hamler and a personal foul penalty setup Penn State at the Bulls' 23. On the first play of the drive, Clifford connected with Freiermuth for his first score of the quarter.

Following a 25-yard field goal by Buffalo, the Nittany Lions answered with a 2-yard touchdown run by Cain. Cain's run was setup by a career-long 58-yard rush along the sideline by Clifford.

The next Penn State drive ended with a 28-yard touchdown reception by Freiermuth. On fourth-and-2, Clifford found Freiermuth on a short pass to the left of the line and the sophomore pulled it in with one hand and took it up the sideline and into the end zone.

A 45-yard reception by Hamler setup Penn State's next score, a 32-yard field goal by Jake Pinegar, early in the fourth quarter. Later in the frame, Clifford connected with Dotson on a 56-yard touchdown to complete the scoring.

Notes

- Penn State won its ninth consecutive non-conference regular season game.
- The Nittany Lions won their 15th straight non-conference regular season home game.
- Penn State has scored 124 points (79 vs. Idaho; 45 vs. Buffalo) in its first two games, the second-highest total in the first two games of the season in school history. In 1894, Penn State opened the season with a combined 132 points in the first two games, scoring 60 against Gettysburg in the opener and 72 vs. Lafayette in the second game.
- Penn State scored 40 points for the 17th time since 2016. By comparison, from 2008 until 2016, the Nittany Lions had 18 40-point outings.
- The Nittany Lions scored 28 points in the third quarter, the most in a single quarter since they scored 35 in the fourth quarter of last season's game at Illinois.
- The 28-point third stanza marked the highest scoring by Penn State in a third quarter since the Nittany Lions had 28 points in the third quarter of the 2017 Rose Bowl Game vs. USC.
- The Nittany Lions are now 52-31 all time in night games, including a 15-10 mark at home.
- Penn State improves to 27-3 against the 2019 football alignment of the Mid-American Conference.
- Penn State's interception return for a touchdown in the third quarter was the first interception returned for a TD since Amani Oruwariye returned an interception 30 yards for a score against Kent State in 2016.
- The 19-play drive allowed by Penn State over the first and second quarter was the longest given up by the Nittany Lions in terms of plays since at least 2002.
- The 8:34 scoring drive by Buffalo was the longest given up by Penn State in terms of time since Texas A&M had an 8:45 field goal drive in the 2007 Alamo Bowl.
- Penn State's 17:28 time of possession is the lowest for the Nittany Lions since at least 1993.
- Sean Clifford becomes the 16th different Penn State quarterback with at least four touchdown passes in a game. The last time was Trace McSorley's four TD passes vs. Georgia State in 2018.
- Pat Freiermuth had career-bests of eight catches and 99 yards receiving. He also tied his personal best with two touchdowns.
- Dotson had a career-best 109 yards receiving, bettering his previous career mark of 58 yards at Rutgers last year.

INDIVIDUAL STATISTICS

RUSHING

Buffalo-Patterson, Jaret 23-71; Marks, Kevin 17-64; McDuffie, Dylan 6-43; Cook, Ron 5-6; Myers, Matt 7-0.  
Penn State-Clifford, Sean 11-51; Brown, Journey 6-28; Slade, Ricky 3-8; Cain, Noah 1-2; Ford, Devyn 1-1; TEAM 2-minus 12.

PASSING

Buffalo-Myers, Matt 16-31-1-245; Kyle Vantrease 0-1-0-0.  
Penn State-Clifford, Sean 16-22-0-279.

RECEIVING

Buffalo-Nunn, Antonio 5-113; Johnson, Dominic 3-27; Lefebvre, Zac 2-33; Todd, Carlton 2-31; Patterson, Jaret 1-19; Lee, Daniel 1-11; Bourassa, Julien 1-6; Smith, LeMaro 1-5.  
Penn State-Freiermuth, Pat 8-99; Dotson, Jahan 4-109; Hamler, KJ 3-62; Shorter, Justin 1-9.

TOP TACKLERS (T-UA-A)

Buffalo-Banks, Joey 9-5-4; Hill, Tyrone 5-4-1; Otwinowski, Matt 5-4-1; Washington, Aapri 4-3-1; Onwuka, Chibueze 4-2-2; Patterson, James 4-1-3; Baker, Roy 2-2-0.  
Penn State-Johnson, Jan 14-1-13; Brown, Cam 10-5-5; Parsons, Micah 10-2-8; Castro-Fields, Tariq 8-6-2; Taylor, Garrett 8-2-6; Brisker, Jaquan 7-3-4; Windsor, Robert 5-1-4; Reid, John 4-2-2; Mustipher, PJ 4-2-2.





17

**GAME 3**  
PENN STATE VS. PITTSBURGH

10



BEAVER STADIUM | ABC | 9/14/19 | 108,661



**GAME RECAP**

**UNIVERSITY PARK, Pa.** - No. 13/11 Penn State used a 13-play, 88-yard touchdown drive in the third quarter and a goal line stand late in the fourth to secure a 17-10 victory over Pittsburgh in front of a "Stripe Out" crowd of 108,661.

Penn State's third-quarter scoring drive was capped by a 13-yard touchdown run by freshman running back Noah Cain, which proved to be the game-deciding score. The Nittany Lion defense prevented Pittsburgh from tying it up late, denying the Panthers despite first-and-goal at the 1-yard line. Linebacker Cam Brown forced Pitt quarterback Kenny Pickett to throw the ball away on first and third downs, and safety Garrett Taylor and linebacker Jesse Luketa stuffed Pickett on a rush on second down, leading to a failed 19-yard field goal attempt on fourth down with 4:54 remaining.

Penn State quarterback Sean Clifford threw for 222 yards and the Nittany Lions combined for 167 yards rushing, led by Journey Brown's 109 yards - including an 85-yard run - on 10 carries, Cain's 40 yards and one touchdown on six carries and a touchdown by freshman Devyn Ford.

Pickett led Pitt's offense, completing 35-of-51 passes for 372 yards. He primarily targeted Taysir Mack, who finished with a career-high 12 catches for 125 yards.

The Penn State defense held Pitt to 24 yards rushing on 25 attempts, including minus-6 yards on 10 attempts in the second half. The Panthers managed just 8 yards on 12 plays in the third quarter. Linebacker Micah Parsons led the way with nine tackles (seven solo), including two tackles for loss, while linebackers Brown and Jan Johnson and defensive end Shaka Toney each added second-half sacks.

**How It Happened**

Pitt started to gain momentum in the latter half of the first quarter, pinning Penn State at its own 2-yard line, but on third-and-9 from the 3, Brown broke through the middle, slipped through a tackle and ran 85 yards to the Pitt 12. After a penalty moved the Lions to the 4, Ford found the end zone after consecutive rushes of 4 and 1 yards, and Penn State took a 7-0 lead with 4:43 on the clock.

Pitt answered to take the lead with an 18-play, 85-yard field goal drive for its first score with 6:43 remaining in the half, and followed that with an eight-play, 78-yard touchdown drive capped by a 3-yard A.J. Davis touchdown run with 2:08 remaining. However, Penn State tied the game at 10-10 in the closing seconds with a school-record 57-yard field goal by Jordan Stout.

The Nittany Lions retook the lead, 17-10, with 5:50 remaining in the third quarter on Cain's touchdown. Pitt threatened with a pair of late fourth quarter drives but was denied both times.

**Notes**

- Kickoff time was delayed 34 minutes due to lightning in the area pregame.
- In the 100th all-time meeting, Penn State improved to 53-43-4 against Pitt.
- The Nittany Lions moved to 19-6 all-time at home against Pittsburgh.
- Kickoff time was delayed 34 minutes due to lightning in the area during pregame warm-ups.
- The Nittany Lions won their 16th-straight non-conference regular-season home game.
- Penn State's 17 points in victory were the fewest by the Nittany Lions in a win since a 13-7 win against Indiana in 2014.
- Penn State allowed 24 rushing yards, tied for the third-fewest given up by the Nittany Lions under James Franklin with 24 given up to UCF in 2014. Two of the four lowest rushing yards allowed under Franklin have been established this season, with 4 yards allowed to Idaho previously.
- K Jordan Stout's 57-yard field goal late in the second quarter is a Penn State school record. The old record was held by Chris Bahr, who booted three 55-yard field goals in 1975 at Temple, at Ohio State and at Syracuse.
- In his first career start, RB Journey Brown's 85-yard run was the second-longest non-scoring run in school history. Blair Thomas had a 92-yard rush vs. Syracuse in 1986.
- Brown's 85-yard rush was the longest rush by a Nittany Lion since Saquon Barkley had a 92-yard dash against Washington in the 2017 Fiesta Bowl.
- It was also Penn State's second run of 80 or more yards this season, joining an 81-yard run by Devyn Ford against Idaho.
- Clifford threw for 222 yards for his third-straight 200-yard game, which is tied for 18th on Penn State's career list.
- Cain scored a touchdown for the third-straight game to open his collegiate career. He has four rushing scores this year.
- LB Jan Johnson recorded the first full sack of his career in the third quarter. He had a half-sack last season at Pittsburgh.
- S Garrett Taylor recorded seven tackles to reach the 100-career tackle mark. He now has 101 career stops.
- P Blake Gillikin landed a career-best six punts (out of seven attempts) inside the 20. He previously had three games with four punts landed inside the 20 with the last coming at Pitt in 2018.

**SCORING SUMMARY**

	1	2	3	4	OT	F
<b>PITT</b>	0	10	0	0	-	10
<b>PSU</b>	7	3	7	0	-	17

1st	8:50	PSU	2-37/0:30/0-7
	4:31	PSU	(Pinegar kick)
1st	4:31	PSU	5-98/2:02/0-7
2nd	6:34	PITT	18-85/9:15/3-7
	2:08	PITT	8-78/3:13/10-7
	0:01	PSU	11-48/2:03/10-10
	5:50	PSU	13-88/4:49/10-17
3rd	5:50	PSU	13-88/4:49/10-17

**TEAM STATS**

	PITT	PSU
First Downs	20	17
Rushing Yards	25	167
Passing Yards	372	222
Passing (C-A-Int)	35-51-0	14-30-0
Total Offense	396	389
Plays	76	62
Fumbles (#-Lost)	2-0	1-0
Penalties (#-Yards)	2-18	3-40
Possession Time	34:16	25:44
3rd-Down Conv.	5-16	4-13
Red Zone	2-3	2-2
Touchdowns	1	2
Field goals	1	0

**OTHER**

Time of Game	3:13
Pitt	1-2, 0-1 ACC
Penn State	3-0, 0-0 Big Ten

**INDIVIDUAL STATISTICS**

**RUSHING**

Pittsburgh-Jacques-Louis, Shocky 1-9; Kenny Pickett 9-7; Davis, Vincent 4-6; Davis, A.J. 8-5; Carter, V'Lique 2-minus 1; TEAM 1-minus 2.

Penn State-Brown, Journey 10-109; Cain, Noah 6-40; Ford, Devyn 5-9; Clifford, Sean 7-5; Slade, Ricky 4-4.

**PASSING**

Pittsburgh-Pickett, Kenny 35-51-0-372.

Penn State-Clifford, Sean 14-30-0-222.

**RECEIVING**

Pittsburgh-Mack, Taysir 12-125; Ffrench, Maurice 8-43; Davis, A.J. 7-94; Griffin-Stewart, Nakia 2-39; Tipton, Tre 2-28; Mathews, Aaron 2-17; Butler-Jenkins, Dontavius 1-27; Gragg, Will 1-minus 1.

Penn State-Hamler, KJ 3-68; Slade, Ricky 2-42; Shorter, Justin 2-29; Dotson, Jahan 2-21; Brown, Journey 1-16; Freiermuth, Pat 1-16; Cain, Noah 1-13; Ford, Devyn 1-9; Sullivan-Brown, Cam 1-8.

**TOP TACKLERS (T-UA-A)**

Pittsburgh-Ford, Paris 11-6-5; Hamlin, Damar 7-5-2; Twyman, Jaylen 6-3-3; Brightwell, Saleem 5-2-3; Johnson, Kylan 5-0-5; Campbell, Phil 4-2-2; Baldonado, Habakkuk 4-1-3.  
Penn State-Parsons, Micah 9-7-2; Taylor, Garrett 7-6-1; Brown, Cam 7-3-4; Sutherland, Jonathan 5-4-1; Johnson, Jan 5-4-1; Castro-Fields, Tariq 5-3-2; Toney, Shaka 5-2-3.





59

GAME 4  
PENN STATE AT MARYLAND

0



CAPITAL ONE FIELD AT MARYLAND STADIUM | FS1 | 9/27/19 | 53,288



GAME RECAP

**COLLEGE PARK, Md.** – Quarterback Sean Clifford threw for 398 yards and three touchdowns in less than three quarters of action to lead the No. 12/11 Nittany Lions past Maryland, 59-0, on Friday night.

It was career night for Clifford as he set personal bests with 26 completions on 31 attempts for 398 yards, including a Penn State-record 287 yards in the first half. Three of his throws went for touchdowns and he earned his first career rushing touchdown on the Lions' first play from scrimmage.

Will Levis relieved Clifford with 5:45 remaining in the third quarter and added 23 passing yards to give Penn State 421 yards for the night, ranking as the second-most in program history (behind Christian Hackenberg's 454 passing yards against UCF in 2014) and the most in a Big Ten game in program history.

Thirteen different Lions caught a pass, led by a career-high six receptions by KJ Hamler, who finished with 108 yards receiving and a 58-yard touchdown reception.

In total, Penn State's 619 yards of total offense were its third-most in a Big Ten game all-time.

On defense, Penn State yielded just 128 yards, its second-fewest in a Big Ten game all-time. Jan Johnson and Tariq Casto-Fields both hauled in interceptions that led to Penn State touchdown drives and Ellis Brooks led the unit with six tackles and 2.5 sacks.

How It Happened

Johnson intercepted Maryland quarterback Josh Jackson on the Terps' fifth play from scrimmage, returning it 17 yards to the Maryland 32, and penalties on the play and after the play gave the Nittany Lions the ball at the Maryland 8-yard line. Clifford called his own number on the first play and scampered untouched into the end zone for a quick 7-0 lead.

The Penn State defense forced a three-and-out on Maryland's next possession, and the Lions went up 14-0 on an electrifying 58-yard touchdown reception by Hamler with 9:28 remaining in the first quarter. Maryland threatened on its next drive, but Castro-Fields intercepted Jackson at the goal line, setting up a 95-yard touchdown drive that stretched into the second quarter. Ricky Slade capped the drive with a 3-yard touchdown run for a 21-0 lead.

Nick Bowers caught a 15-yard touchdown pass with 9:40 remaining in the half. Journey Brown turned a check-down pass into a 37-yard touchdown with 3:04 remaining and Jake Pinegar kicked a 21-yard field goal as time expired for a 38-0 halftime lead.

Brown added a touchdown on the ground in the third quarter and Levis rushed for two touchdowns in the fourth quarter for the final margin.

SCORING SUMMARY

	1	2	3	4	OT	F
<b>PSU</b>	14	24	7	14	-	59
<b>UMD</b>	0	0	0	0	-	0

1st	12:55	PSU	Clifford, Sean 8 yd run (Pinegar, Jake kick)	1-8/0:04/7-0
	9:36	PSU	Hamler, KJ 58 yd pass from Clifford, Sean (Pinegar kick)	3-59/1:12/14-0
2nd	13:23	PSU	Slade, Ricky 3 yd run (Pinegar kick)	11-95/4:56/21-0
	9:40	PSU	Bowers, Nick 15 yd pass from Clifford, Sean (Pinegar kick)	6-73/2:21/28-0
	3:04	PSU	Brown, Journey 37 yd pass from Clifford, Sean (Pinegar kick)	8-88/2:40/35-0
	0:00	PSU	Pinegar, Jake 21 yd field goal	11-75/1:51/38-0
3rd	7:16	PSU	Brown, Journey 1 yd run (Pinegar kick)	6-94/2:38/45-0
4th	6:37	PSU	Levis, Will 5 yd run (Pinegar kick)	5-33/3:00/52-0
	0:49	PSU	Levis, Will 8 yd run (Pinegar kick)	7-44/4:44/59-0

TEAM STATS

	PSU	UMD
First Downs	30	10
Rushing Yards	198	60
Passing Yards	421	68
Passing (C-A-Int)	29-40-1	11-24-2
Total Offense	619	128
Plays	81	58
Fumbles (#-Lost)	1-0	2-1
Penalties (#-Yards)	8-81	9-85
Possession Time	33:25	26:35
3rd-Down Conv.	9-13	4-15
Red Zone	7-7	0-1
Touchdowns	6	1
Field goals	1	0

OTHER

Time of Game	3:18
Penn State	4-0, 1-0 Big Ten
Maryland	2-2, 0-1 Big Ten

INDIVIDUAL STATISTICS

RUSHING

Penn State-Clifford, Sean 7-54; Ford, Devyn 7-43; Levis, Will 6-38; Slade, Ricky 8-28; Brown, Journey 5-21; Cain, Noah 7-17; TEAM 1-minus 3.  
Maryland-McFarland, Anthony 9-24; Fleet-Davis, Tayon 5-12; Leake, Javon 6-10; Harrison, Lorenzo 1-8; Pigrome, Tyrell 2-4; Jackson, Josh 11-2.

PASSING

Penn State-Clifford, Sean 26-31-1-398; Levis, Will 3-8-0-23; TEAM 0-1-0-0.  
Maryland-Jackson, Josh 10-21-2-65; Pigrome, Tyrell 1-3-0-3.

Notes

- Penn State is 14-13 in Big Ten openers and 10-8 in Big Ten road openers.
- The Nittany Lions are 16-9-1 in Friday regular-season games, including an 8-4 record in road Friday regular-season games.
- Penn State improved to 40-2-1 overall against Maryland and 14-1 all-time on the road.
- The Nittany Lions posted their first shutout since the Georgia State game in 2017, first Big Ten shutout since 2016 (seventh overall in Big Ten play) and first of Maryland since 1970.
- It was also Penn State's largest road shutout since beating Fordham, 75-0, in 1947 and largest shutout in a Big Ten game.
- The Nittany Lions' 619 total yards are the third-most in a Big Ten game for PSU and are seventh in program history. The 619 yards are the most since the 1994 season (689, Minnesota; 653, Michigan State).
- Penn State's 30 first downs are tied for seventh in a Big Ten game in program history.
- Penn State's 421 passing yards are the most for the Nittany Lions in a Big Ten game, breaking the mark of 419 set against Michigan State in 2008, and rank second in program history behind the 454 yards against UCF in 2014.
- The 128 yards of total offense allowed rank second in a Big Ten game in program history behind the 87 yards allowed to Rutgers in 2016.
- The 68 passing yards allowed are tied the seventh-fewest given up by the Nittany Lions in a Big Ten game.
- Penn State has outscored Maryland 159-10 in the last three meetings in College Park.
- Penn State converted its first seven third down attempts and finished 9-for-13 on the night.
- QB Sean Clifford had 287 passing yards in the first half to break the Penn State record of 258 yards by Trace McSorley against Georgia State in 2017. McSorley, now a Baltimore Raven, was in attendance.
- Clifford had his first career 300-yard passing game with a career-high 398 passing yards to surpass his previous high of 280 against Idaho to open the season.
- Clifford's 398 yards rank third in Penn State single-game history, behind Christian Hackenberg (454; vs. UCF, 2014) and Zack Mills (399, vs. Iowa, 2002).
- Hamler became the 33rd Nittany Lion to reach 1,000 career receiving yards with a 58-yard touchdown catch on Penn State's second offensive drive.

RECEIVING

Penn State-Hamler, KJ 6-108; Sullivan-Brown, Cam 5-35; Slade, Ricky 3-22; Dotson, Jahan 3-20; Bowers, Nick 2-70; Brown, Journey 2-41; Freiermuth, Pat 2-22; Chisena, Dan 1-40; Ford, Devyn 1-15; Lutz, Isaac 1-15; Shorter, Justin 1-14; Kuntz, Zack 1-10; Cain, Noah 1-9.  
Maryland-Fleet-Davis, Tayon 3-11; McFarland, A. 3-7; Mabry, T. 2-14; Demus, Dontay 1-18; Savoy, Sean 1-15; Cobbs, Brian 1-3.

TOP TACKLERS (T-UA-A)

Penn State-Brooks, Ellis 6-4-2; Gross-Matos, Yetur 5-5-0; Luketa, Jesse 5-5-0; Taylor, Garrett 4-4-0; Isaac, Adisa 4-3-1; Brisker, Jaquan 3-3-0; Brown, Cam 3-1-2; Simmons, Shane 3-1-2; Sutherland, Jonathan 3-1-2.  
Maryland-Brooks, Antoine 6-6-0; Campbell, Chance 6-5-1; Mosley, Jordan 5-5-0; Eley, Ayinde 5-3-2; Smith, Shaq 4-4-0; Ellis, Tino 4-3-1; Davis, Isaiah 4-3-1; Jones, Keandre 3-3-0; Rogers, Lawtez 3-2-1; Jones, Deon 3-2-1, Cross, Nick 3-2-1.



35

**GAME 5**  
PENN STATE VS. PURDUE



BEAVER STADIUM | ESPN | 10/5/19 | 106,536



**GAME RECAP**

**UNIVERSITY PARK, Pa.** – A fast start on offense and a voracious pass rush that totaled 10 sacks led Penn State to a 35-7 victory over Purdue.

In the game's first 16 minutes, Penn State built a 28-0 lead as Sean Clifford was responsible for four touchdowns, rushing for one and throwing three, while the defense held Purdue to just 1 yard. For the game, the Nittany Lions held the Boilers to 104 total yards and minus-19 rushing yards.

Clifford completed 11-of-14 pass attempts for 205 yards three touchdowns and an interception in the first half and finished 20-for-29 with 264 passing yards. Noah Cain paced the Nittany Lions' run game with 105 rushing yards on 12 carries and a touchdown.

Penn State sacked Purdue quarterback Jack Plummer 10 times, led by the defensive end duo of Shaka Toney with three and Yetur Gross-Matos adding two, and also limited him to 13-of-27 passing for 119 yards.

Additionally, safety Lamont Wade finished with a career-high 11 tackles, including a sack and a pass breakup.

**How It Happened**

A Toney sack secured a Purdue three-and-out to start the game, and the Nittany Lion offense responded with a six-play, 56-yard touchdown drive that concluded a 23-yard touchdown reception by KJ Hamler.

Toney forced another three-and-out on Purdue's next possession with a third-down sack, and Hamler returned the ensuing punt 26 yards to the Purdue 33 to set up another touchdown drive. Clifford rushed across the goal line from the 3-yard line on third-and-2 with 7:04 remaining in the first quarter.

After kicking off, Penn State forced its third-straight three-and-out and then needed just two plays to score again. Jahan Dotson scored on a 72-yard reception, catching the pass at midfield and weaving through the Boiler defense with the help of some downfield blocking.

The Nittany Lions' next offensive drive was keyed by a 48-yard reception by Nick Bowers to the Purdue 9. After switching ends after the first quarter, Clifford connected with Pat Freiermuth on a 7-yard touchdown reception.

Penn State's touchdown streak was halted by an interception by Simeon Smiley with 10 minutes remaining in the second quarter, which was returned 15 yards to the Purdue 38. The return setup a touchdown drive as Plummer connected with Amad Anderson for a 15-yard touchdown catch. The drive featured Plummer's first three completions of the game after starting 0-for-7.

The third quarter was scoreless, as was the fourth quarter, until Cain's rushing touchdown up the middle from 2 yards out with 5:41 remaining. Eighty-two of Cain's 105 yards on the ground came in the fourth quarter alone.

Penn State's defense allowed just 55 total yards and held Purdue to 0-of-6 on third down in the second half.

**Notes**

- Penn State leads the series with Purdue 15-3-1.
- The Nittany Lions moved to 9-1 all-time on the home against Purdue.
- Penn State is now 72-23-5 in 100 Homecoming games.
- The win marked Coach James Franklin's 50th win at Penn State. Franklin is the second-fastest coach to 50 wins in Penn State history, trailing only Joe Paterno, who had 50 wins in his first 61 games as head coach.
- The Nittany Lions' 21 first quarter points were the most in an opening stanza since scoring 21 vs. Indiana in the first quarter last season and the most first quarter points in a Big Ten game since notching 28 vs. Indiana in the opening stanza of 2017.
- Penn State held Purdue to minus-19 yards rushing, the fewest rushing yards allowed by a Nittany Lion defense since holding Maryland to minus-32 in 1978.
- The minus-19 yards rushing is the fewest allowed by Penn State in a Big Ten game. The previous low was minus-12 yards rushing allowed to Purdue in 1998.
- The minus-19 yards rushing allowed is the fifth-fewest rushing yards allowed by Penn State since 1947.
- The 104 yards allowed by Penn State is the second-lowest total in a Big Ten game and the fewest since giving up 87 to Rutgers in 2016.
- The 104 yards allowed are the third-fewest since 2000.
- Penn State has now held three opponents under 150 yards of total offense this season (145, Idaho; 128, Maryland; 104, Purdue). This is the first time since at least 1971 the Nittany Lions have held three opponents to less than 150 yards in a season.
- The Nittany Lions recorded 10 sacks, the most for Penn State since the school record of 11 against Illinois in 1999. The 10 sacks are the most by a Big Ten team since Ohio State had 10 sacks against Wisconsin in 2007.
- Penn State's missed field goal in the second quarter marked the first time the Nittany Lions did not convert a red zone trip this season. Including two trips to the red zone before the missed field goal, Penn State had been 21-21 this season and the Nittany Lions finished the day at 22-23 for the year.
- Clifford is the third Penn State quarterback to have three games with 250 or more passing yards and three or more passing touchdowns in a season, joining Trace McSorley (2017, 4 games) and Christian Hackenberg (2013, 3 games)

**SCORING SUMMARY**

	1	2	3	4	OT	F
<b>PUR</b>	0	7	0	0	-	7
<b>PSU</b>	21	7	0	7	-	35

1st	10:22	PSU	6-56/2:32/0-7
	7:04	PSU	5-33/2:14/0-14
		Clifford, Sean 3 yd run (Pinegar kick)	
	5:20	PSU	2-71/0:51/0-21
	14:17	PSU	7-65/3:41/0-28
2nd	14:17	PSU	7-65/3:41/0-28
	7:18	PUR	5-62/2:35/7-28
	5:44	PSU	7-8/2:09/7-35
4th	5:44	PSU	7-8/2:09/7-35
		Noah Cain 2 yd run (Pinegar kick)	

**TEAM STATS**

	PUR	PSU
First Downs	8	24
Rushing Yards	-19	196
Passing Yards	123	264
Passing (C-A-Int)	14-28-0	20-29-1
Total Offense	104	460
Plays	56	75
Fumbles (#-Lost)	2-1	3-2
Penalties (#-Yards)	7-37	4-49
Possession Time	26:22	33:38
3rd-Down Conv.	1-14	8-15
Red Zone	1-1	3-4
Touchdowns	1	3
Field goals	0	0

**OTHER**

Time of Game	3:26
Penn State	5-0, 2-0 Big Ten
Purdue	1-4, 0-2 Big Ten

**INDIVIDUAL STATISTICS**

**RUSHING**

Purdue-Doerue King 11-26; Anthrop, Jackson 2-20; Horvath, Zander 1-0; Plummer, Jack 14-minus 65.  
Penn State-Cain, Noah 12-105; Ford, Devyn 7-38; Clifford, Sean 11-33; Brown, Journey 5-21; Levis, Will 2-7; Dotson, Jahan 1-4; Slade, Ricky 4-2; TEAM 2-minus 5; Hamler, KJ 2-minus 9.

**PASSING**

Purdue-Plummer, Jack 13-27-0-119; O'Connell, Aidan 1-1-0-4.  
Penn State-Clifford, Sean 20-29-1-264.

**RECEIVING**

Purdue-Anthrop, Jackson 7-41; Bell, David 3-56; Anderson Jr., Amad 1-15; Durham, Payne 1-8; Hopkins, Brycen 1-3; Armour, Alfred 1-0.  
Penn State-Bowers, Nick 3-66; Hamler, KJ 3-41; Cain, Noah 3-25; Freiermuth, Pat 3-16; Dotson, Jahan 2-79; George, Daniel 2-31; Brown, Journey 2-1; Chisena, Dan 1-6; Slade, Ricky 1-minus 1.

**TOP TACKLERS (T-UA-A)**

Purdue-Holt, Ben 11-5-6; Alexander, Jalen 10-6-4; Karlaftis, George 8-5-3; Mosley, Navon 8-4-4; Graham, Jalen 7-2-5; Trice, Cory 4-2; Thieneman, Brennan 5-2-3; Smiley, Simeon 4-2-2; Higgins, Kai 3-1-2; Watts, Anthony 3-0-3.  
Penn State-Wade, Lamont 11-4-7; Parsons, Micah 5-3-2; Toney, Shaka 4-4-0; Smith, Brandon 4-2-2; Luketa, Jesse 3-3-0; Brown, Cam 3-1-2; Gross-Matos, Yetur 2-2-0; Brooks, Ellis 2-1-1; Reid, John 2-1-1; Isaac, Adisa 2-0-2.





17

GAME 6  
PENN STATE AT IOWA

12



KINNICK STADIUM | ABC | 10/12/19 | 69,034



GAME RECAP

**IOWA CITY, Iowa** – Relentless pressure from defensive tackle Robert Windsor, a pair of second-half takeaways and big fourth-quarter runs by freshman running back Noah Cain led No. 10/9 Penn State to a 17-12 win over No. 17/18 Iowa in Kinnick Stadium.

It was the Nittany Lions' first win over a ranked opponent in a true road game since 2013.

The Nittany Lions led 7-6 at halftime and secured the win by adding 10 points on a pair of scores following the two Iowa turnovers.

Windsor recorded six tackles, 2.5 tackles for loss and 1.5 sacks with two quarterback pressures to lead the Nittany Lion defense. Fellow defensive tackle PJ Mustipher made a career-high seven tackles and forced a fumble that linebacker Jan Johnson recovered in the third quarter, leading to a field goal. In the fourth, Safety Jaquan Brisker tallied his first interception as a Nittany Lion, leading to Cain's game-clinching touchdown.

Cain posted his second 100-yard rushing effort in as many weeks, totaling 102 yards and a touchdown on 22 carries, including 15 carries for 67 yards and the touchdown in the fourth quarter alone.

Quarterback Sean Clifford was limited to 12-of-24 passing for 117 yards and one touchdown, but added 52 rushing yards to help the Nittany Lions total 177 yards on the ground. Clifford's top target was KJ Hamler who caught Clifford's touchdown pass in the second quarter and finished with a career-high seven catches for 61 yards.

How It Happened

Iowa scored first on a Keith Duncan 47-yard field goal with 2:12 remaining in the first quarter. However, the Nittany Lions found their offensive stride in the second quarter with a 15-play, 85-yard touchdown drive, taking a lead they would not relinquish. The Lions converted a trio of third downs on the drive, including a third-and-7 on Hamler's 22-yard touchdown reception. Hamler ran down the right sideline and hurdled a defender for the score.

Iowa threatened to retake the lead before the halftime break, completing a 36-yard pass to Ihmir Smith-Marsette down to the Penn State 4-yard line, but Yetur Gross-Matos and Windsor moved the Hawkeyes back a yard on a running play, and then a pair of incompletions forced them to settle for a field goal.

An Iowa turnover in the third quarter allowed Penn State to extend its lead to 10-6 with 2:08 remaining in the third quarter with a field goal by Iowa-native Jake Pinegar.

Penn State went ahead 17-6 in the fourth quarter following Brisker's interception, as Cain scored on a 5-yard touchdown run with 5:17 remaining.

Iowa scored a touchdown with 2:31 remaining, but Penn State ran out the clock with five-straight rushes from Cain, including a 5-yard run on third-and-3.

Notes

- Penn State became eligible for its 50th bowl in program history.
- Penn State earned its first 6-0 start since 2017 and sixth in the Big Ten era.
- Penn State is now 17-12 all-time against Iowa.
- The Nittany Lions are 10-5 in games played in Iowa City.
- Head coach James Franklin won his 75th career game.
- Penn State improves to 8-3-1 all-time against the No. 17 ranked team. The Nittany Lions last met the No. 17 team in 2010 at Iowa (L, 24-3).
- The Nittany Lions picked up their first win over a ranked opponent in a true road game for the first time since a 31-24 victory at No. 14 Wisconsin in 2013.
- Penn State won its 12th straight game against a Big Ten West Division opponent. Penn State's last loss to a West Division opponent was at Northwestern in 2015.
- The Nittany Lions were outgained 356-294. Penn State's last win while being outgained came in a 30-24 win over Iowa on October 27, 2018.
- Penn State held Iowa to 70 yards rushing, its fourth straight opponent under 100 rushing yards.
- Cain became the first Nittany Lion freshman to run for 100 yards in back-to-back games since Saquon Barkley in 2015 (115 yards vs. Buffalo on Sept. 12, 2015; 195 yards vs. Rutgers on Sept. 19, 2015).
- PJ Mustipher forced his second career fumble on a TFL in the third quarter, which was recovered by Jan Johnson on the Iowa 16.
- Mustipher had a career-high seven tackles, surpassing his previous mark of four stops, which he accomplished twice.
- Robert Windsor tied his career high with six tackles, equaling the mark he has had three times.
- Windsor also equaled his personal mark with 2.5 tackles for loss, which he also accomplished against Illinois in 2018.
- Keaton Ellis forced a fumble in the third quarter. It was Ellis' second forced fumble of the season. He also had one against Maryland.
- Blake Gillikin matched a career high by landing three punts inside the 10.

SCORING SUMMARY

	1	2	3	4	OT	F
PSU	0	7	3	7	-	17
IOWA	3	3	0	6	-	12

1st	2:12	IOWA	Duncan, Keith 47 yd field goal	11-38/5:28/0-3
2nd	8:36	PSU	Hamler, KJ 22 yd pass from Clifford, Sean (Pinegar kick)	15-85/5:40/7-3
	0:20	IOWA	Duncan, Keith 24 yd field goal	10-84/1:26/7-6
3rd	2:08	PSU	Pinegar, Jake 33 yd field goal	6-1/2:38/10-6
	5:17	PSU	Cain, Noah 5 yd run (Pinegar kick)	8-35/4:05/17-6
4th	2:31	IOWA	Smith, Brandon 33 yd pass from Stanley, Nate (Stanley pass int)	2-87/2:46/17-12

TEAM STATS

	PSU	IOWA
First Downs	20	21
Rushing Yards	177	70
Passing Yards	117	286
Passing (C-A-Int)	12-24-0	25-43-1
Total Offense	294	356
Plays	77	73
Fumbles (#-Lost)	0-0	3-1
Penalties (#-Yards)	8-80	1-5
Possession Time	32:52	27:08
3rd-Down Conv.	10-19	8-18
Red Zone	2-2	2-2
Touchdowns	1	0
Field goals	1	2

OTHER

Time of Game	3:26
Penn State	6-0, 3-0 Big Ten
Iowa	4-2, 1-2 Big Ten

INDIVIDUAL STATISTICS

RUSHING

Penn State-Cain, Noah 22-102; Clifford, Sean 16-52; Ford, Devyn 4-17; Brown, Journey 4-16; Slade, Ricky 4-8; Dotson, Jahan 1-minus 4; TEAM 2-minus 14.

Iowa-Goodson, Tyler 8-35; Young, Toren 7-22; Sargent, Mekhi 9-18; Stanley, Nate 6-minus 5.

PASSING

Penn State-Clifford, Sean 12-24-0-117.

Iowa-Stanley, Nate 25-43-1-286.

RECEIVING

Penn State-Hamler, KJ 7-61; Freiermuth, Pat 2-25; Dotson, Jahan 2-19; Shorter, Justin 1-12.

Iowa-Smith, Brandon 7-86; Ragaini, Nico 7-55; Smith-Marsette, Ihmir 5-72; Wieting, Nate 4-54; Sargent, Mekhi 1-10; Goodson, Tyler 1-9.

TOP TACKLERS (T-UA-A)

Penn State-Wade, Lamont 7-5-2; Mustipher, PJ 7-4-3; Reid, John 7-4-3; Taylor, Garrett 6-6-0; Castro-Fields, Tariq 6-6-0; Windsor, Robert 6-1-5; Gross-Matos, Yetur 5-3-2; Brooks, Ellis 4-2-2; Parsons, Micah 4-2-2; Brown, Cam 4-1-3.

Iowa-Koerner, Jack 13-4-9; Golston, Chauncey 8-4-4; Welch, Kristian 8-3-5; Hankins, Matt 7-4-3; Niemann, Nick 7-4-3; Epenesa, A.J. 7-3-4; Lattimore, Cedrick 7-2-5; Stone, Geno 6-3-3; Reiff, Brady 6-2-4; Doyle, Dillon 5-2-3.





28

GAME 7  
PENN STATE VS. MICHIGAN

21 M

BEAVER STADIUM | ABC | 10/19/19 | 110,669



SCORING SUMMARY

	1	2	3	4	OT	F
UM	0	7	7	7	-	21
PSU	7	14	0	7	-	28

1st	5:59	PSU	Freiermuth, Pat 17 yd pass from Clifford, Sean (Pinegar kick)	5-66/2:19/0-7
2nd	14:56	PSU	Clifford, Sean 2 yd run (Pinegar kick)	6-64/1:49/0-14
	7:22	PSU	Hamler, KJ 25 yd pass from Clifford, Sean (Pinegar kick)	5-49/2:21/0-21
	2:55	MICH	Charbonnet, Zach 12 yd run (Moody kick)	8-75/4:27/7-21
3rd	1:05	MICH	Charbonnet, Zach 12 yd run (Moody kick)	8-65/3:10/14-21
4th	13:14	PSU	Hamler, KJ 53 yd pass from Clifford, Sean (Pinegar kick)	6-75/2:46/14-28
	8:48	MICH	Patterson, Shea 1 yd run (Moody kick)	9-75/4:26/21-28

TEAM STATS

	UM	PSU
First Downs	26	14
Rushing Yards	141	101
Passing Yards	276	182
Passing (C-A-Int)	24-41-1	14-25-0
Total Offense	417	283
Plays	82	54
Fumbles (#-Lost)	0-0	0-0
Penalties (#-Yards)	8-48	5-58
Possession Time	37:45	22:15
3rd-Down Conv.	7-17	4-13
Red Zone	3-4	2-2
Touchdowns	3	2
Field goals	0	0

OTHER

Time of Game	3:26
Penn State	7-0, 4-0 Big Ten
Michigan	5-2, 3-2 Big Ten

GAME RECAP

UNIVERSITY PARK, Pa. - Quarterback Sean Clifford was responsible all four Nittany Lion touchdowns and No. 7 Penn State held off a second-half Michigan charge to defeat the No. 16 Wolverines, 28-21.

Penn State built a 21-0 lead by the midpoint of the second quarter, but Michigan rallied back and threatened to tie the game in the final minutes. However, Nittany Lion safety Lamont Wade broke up a pass in the end zone on fourth-and-goal from the Penn State 3-yard line to end the threat with 2:01 remaining.

KJ Hamler finished with two touchdowns and 108 receiving yards on six receptions in the victory. Clifford finished with three passing touchdowns and 182 yards on 14-of-25 passing and also rushed for 17 yards and a touchdown.

Linebacker Micah Parsons led the defensive charge with a career-high-tying 14 tackles, while linebacker Cam Brown followed with 10 and four other Nittany Lions finished with seven or more. Cornerback Tariq Castro-Fields also tallied his second interception of the season.

Michigan was led by running back Zach Charbonnet, who rushed for two touchdowns and 81 yards on 15 carries, and quarterback Shea Patterson, who rushed for a touchdown and completed 24-of-41 passes for 276 yards.

How It Happened

Penn State's first score came on back-to-back deep throws, as a 37-yard reception by Jahan Dotson down the left sideline was followed by a 17-yard touchdown reception by Pat Freiermuth on the very next play. On the Lions' next offensive drive, a 44-yard run by Ricky Slade to the Michigan 20 led to a 2-yard Clifford touchdown run and a 14-0 lead four seconds into the second quarter.

Penn State extended its lead to 21-0 following the Castro-Fields interception. Penn State started on the Michigan 49, and on third-and-3 from the 25, Clifford found Hamler in the end zone for a touchdown.

Michigan answered with its first scoring drive, covering 75 yards on eight plays with Charbonnet scoring on a 12-yard touchdown run.

The Wolverines kept Penn State in check in the third quarter, cutting their deficit to a touchdown on another 12-yard touchdown run by Charbonnet.

Penn State restored its two-touchdown lead early in the fourth quarter with a 53-yard touchdown pass to a wide-open Hamler. Michigan answered though with a nine-play, 75-yard drive capped by a fourth-and-inches quarterback sneak by Patterson.

After a Penn State three-and-out, Michigan drove 44 yards to the Penn State 3, but Wade's breakup on fourth-and-goal ended the Wolverines' hopes. The Nittany Lions needed just one first down to run out the clock, and Hamler secured it with a 4-yard rush on third-and-3.

INDIVIDUAL STATISTICS

RUSHING

Michigan-Charbonnet, Zach 15-81; Patterson, Shea 12-34; Haskins, Hassan 13-28; TEAM 1-minus 2.

Penn State-Slade, Ricky 3-48; Brown, Journey 4-19; Cain, Noah 5-19; Clifford, Sean 11-17; Hamler, KJ 2-6; Ford, Devyn 1-2; TEAM 3-minus 10.

PASSING

Michigan-Patterson, Shea 24-41-1-276.  
Penn State-Clifford, Sean 14-25-0-182.

Notes

- Penn State improved in the series with Michigan to 9-14 and is 6-7 against the Wolverines in Beaver Stadium. The Nittany Lions are 5-1 against the Wolverines in the last six games played at Penn State.
- Penn State improved to 7-0 for the first time since 2017 and the fifth time since joining the Big Ten.
- Penn State defeated ranked opponents in back-to-back games (No. 17 Iowa, 17-12; No. 16 Michigan, 28-21) for the first time since 2005 when the Nittany Lions topped No. 18 Minnesota (44-14) and No. 6 Ohio State (17-10) in consecutive weeks.
- The Lions defeated the No. 16 ranked team for the first time since topping Purdue in West Lafayette in 1999.
- The Lions are 6-6 during a full stadium White Out.
- The attendance of 110,669 was the fourth largest in Beaver Stadium history and the most since 110,889 attended last year vs. Ohio State. It also marked the 10th-largest crowd to watch Penn State in any stadium.
- QB Sean Clifford had three touchdown passes for the fourth time in his career and notched the fifth multi-touchdown pass game of his career with his three touchdown passes.
- WR KJ Hamler notched his second career two touchdown receiving game.
- Hamler had 108 receiving yards, his fourth career 100-yard receiving game and his first since he had 108 receiving yards at Maryland earlier this season.
- TE Pat Freiermuth's first quarter touchdown catch was his fourth of the season and 12th of his career.
- CB Tariq Castro-Fields grabbed his third career interception and second of the season and tied a career high with eight tackles.
- LB Micah Parsons recorded 14 tackles, tying his career high set last year vs. Kentucky in the Citrus Bowl.
- LB Cam Brown tied his career high for the third time with 10 tackles.
- DE Shaka Toney notched a career-best seven tackles. He previous career high was six at Indiana in 2018.
- S Garrett Taylor recorded the first sack of his career.
- CB Lamont Wade had a career-high two pass breakups, including a key breakup on Michigan's last fourth down attempt late in the fourth quarter.
- P Blake Gillikin booted his eighth career punt of 60 or more yards in the third quarter and his second in two weeks (62 yards, at Iowa).
- WR Dan Chisena notched the first two tackles of his career on special teams, tracking down speedy Michigan returner Donovan Peoples-Jones for losses.

RECEIVING

Michigan-Collins, Nico 6-89; Bell, Ronnie 5-82; Peoples-Jones, Donovan 5-46; Eubanks, Nick 3-36; Black, Tarik 3-9; All, Erick 1-10; Charbonnet, Zach 1-4.

Penn State-Hamler, KJ 6-108; Freiermuth, Pat 3-28; Slade, Ricky 2-2; Dotson, Jahan 1-37; Brown, Journey 1-4; Cain, Noah 1-3.

TOP TACKLERS (T-UA-A)

Michigan-Paye, Kwity 10-3-7; McGrone, Cam 6-3-3; Hudson, Khaleke 6-2-4; Metellus, Josh 5-1-4; Glasgow, Jordan 4-3-1; Hawkins, Brad 3-1-2; Hutchinson, Aidan 3-1-2; Thomas, Ambry 2-2-0; Hill, Daxton 2-1-1; Uche, Josh 2-1-1; Kemp, Carlo 2-0-2.

Penn State-Parsons, Micah 14-6-8; Brown, Cam 10-2-8; Taylor, Garrett 8-6-2; Castro-Fields, Tariq 8-1-7; Wade, Lamont 7-4-3; Toney, Shaka 7-0-7; Reid, John 6-4-2; Gross-Matos, Yetur 5-1-4; Windsor, Robert 4-1-3; Sutherland, Jonathan 3-0-3.



28

GAME 8  
PENN STATE AT MICHIGAN STATE

7



SPARTAN STADIUM | ABC | 10/26/19 | 70,298



GAME RECAP

**EAST LANSING, Mich.** – Sean Clifford threw four touchdown passes and tight end Pat Freiermuth caught three of them as the No. 6 Nittany Lions defeated Michigan State, 28-7, on a rainy afternoon. With the win, Penn State improved to 8-0 overall for the first time since 2008 and 5-0 in Big Ten play for the first time since 2011.

Freiermuth's three touchdown catches were a career best and enough to give the sophomore 15 for his career, tying Penn State's tight end career touchdown reception record. He finished the day with five catches for 60 yards, while KJ Hamler added five catches for 57 yards and a touchdown.

Clifford threw four touchdown passes for the second time this season, tallying three in the first half. For the day, he completed 18-of-32 pass attempts for 189 yards and also rushed for a two-point conversion.

On defense, Penn State earned two interceptions and a fumble recovery and broke up eight passes while holding the Spartans to just 265 yards of offense. Micah Parsons led the team with 12 tackles, Lamont Wade had 1.5 tackles for loss and two pass breakups, Jayson Oweh had a pair of strip-sacks and defensive backs Marquis Wilson and Jaquan Brisker, each tallied an interception.

The Nittany Lions also excelled on special teams with Blake Gillikin averaging 44.2 yards per punt on eight punts with a long of 58 yards and five inside the 20. Penn State also recovered a fumble in punt coverage, giving the team four takeaways for the game.

How It Happened

Penn State built a 21-0 lead in the first half on three touchdown passes from Clifford. Clifford found Freiermuth for the first of his three touchdown tosses, first floating a 16-yard pass to Freiermuth in the end zone with 6:54 remaining in the first quarter, and then Freiermuth powered through a pair of defenders after making a catch inside the 5-yard line to complete a 19-yard touchdown catch 30 seconds into the second quarter. The Nittany Lions failed to convert the extra point kick after Freiermuth's second touchdown and led 13-0.

Michigan State threatened on its ensuing possession but Shaka Toney blocked a 46-yard field goal attempt and Keaton Ellis recovered it and returned it 8 yards to the Penn State 46. That led to an eight-play, 54-yard touchdown drive capped by a 27-yard touchdown reception by Hamler before halftime, and Clifford rushed for a two-point conversion.

Penn State went ahead 28-0 early in the second half, as Dan Chisena recovered a muffed punt at the 6 and Clifford found Freiermuth for a touchdown on the very next play.

Michigan State answered on its next offensive possession, cutting the deficit to 28-7, but it was the game's final score.

Notes

- The Nittany Lions improved to 16-17-1 against Michigan State and 15-9 in Land Grant Trophy games.
- Penn State improved to 8-0 to start the season for the first time since 2008 and the fourth time since joining the Big Ten.
- Penn State held the Spartans to 83 rushing yards, marking the sixth time in eight games that Penn State has kept its opponent to less than 100 rushing yards.
- QB Sean Clifford tied his career high with four touchdown passes (also had four against Buffalo), which ranks tied for third in program history.
- Clifford is the fifth quarterback in program history to have multiple games with four or more passing touchdowns.
- Clifford had three or more touchdown passes for the fifth time in his career.
- Clifford notched the sixth multi-touchdown pass game of his career with his four touchdown passes.
- TE Pat Freiermuth had his third career multi-touchdown game.
- Freiermuth is the ninth player in Penn State history (11 occasions), and first tight end, to catch at least three touchdown passes in a single game. He joins Bobby Engram (twice), Allen Robinson (twice), Freddie Scott, Joe Jurevicius, Deon Butler, Tony Johnson, Graham Zug and DaeSean Hamilton.
- Freiermuth tied the record for career receiving touchdowns by a tight end, equaling Mike Gesicki's (2014-17) mark of 15.
- The 12 tackles by LB Micah Parsons marked his fourth career game with at least 10 tackles.
- LB Ellis Brooks had his first career fumble recovery on a strip-sack by Jayson Oweh in the third quarter.
- S Jaquan Brisker grabbed his second career interception in the fourth quarter.
- CB Marquis Wilson grabbed his first career interception in the third quarter.
- P Blake Gillikin landed five punts inside the 20, including three inside the 10.
- K Jake Pinegar hit his first extra-point attempt of the day, extending his streak to 48 straight made extra-point attempts, before snapping the streak in the second quarter. Pinegar converted on his third extra-point attempt in the third quarter.
- DE Shaka Toney blocked his first career kick on 46-yard field goal attempt in the second quarter. The blocked field goal was the first for Penn State since Nick Scott blocked an attempt at Michigan in 2018.

SCORING SUMMARY

	1	2	3	4	OT	F
<b>PSU</b>	<b>7</b>	<b>14</b>	<b>7</b>	<b>0</b>	<b>-</b>	<b>28</b>
<b>MSU</b>	<b>0</b>	<b>0</b>	<b>7</b>	<b>0</b>	<b>-</b>	<b>7</b>

1st	6:54	PSU	8-62/3:56/7-0
		Freiermuth, Pat	16 yd pass from Clifford, Sean (Pinegar kick)
2nd	14:30	PSU	13-86/4:26/13-0
		Freiermuth, Pat	19 yd pass from Clifford, Sean (kick failed)
	1:20	PSU	8-62/3:02/21-0
		Hamler, KJ	27 yd pass from Clifford, Sean (Clifford rush)
3rd	10:10	PSU	1-6/0:06/28-0
		Freiermuth, Pat	6 yd pass from Clifford, Sean (Pinegar kick)
	7:34	MSU	8-75/2:31/28-7
		Williams Jr., Anthony	4 yd run (Coghlin, Matt kick)

TEAM STATS

	PSU	MSU
First Downs	18	18
Rushing Yards	113	83
Passing Yards	189	182
Passing (C-A-Int)	18-32-1	19-43-2
Total Offense	302	265
Plays	69	74
Fumbles (#-Lost)	2-0	4-2
Penalties (#-Yards)	9-104	4-31
Possession Time	31:40	28:20
3rd-Down Conv.	4-14	5-17
Red Zone	3-4	1-1
Touchdowns	3	1
Field goals	0	0

OTHER

Time of Game	3:23
Penn State	8-0, 5-0 Big Ten
Michigan State	4-4, 2-3 Big Ten

INDIVIDUAL STATISTICS

RUSHING

Penn State-Brown, Journey 12-45; Ford, Devyn 6-25; Cain, Noah 6-21; Slade, Ricky 4-12; Clifford, Sean 7-11; Hamler, KJ 1-4; TEAM 1-minus 5.  
Michigan State-Collins, Elijah 17-53; Lewerke, Brian 8-22; Williams Jr., Anthony 2-7; Wright, Brandon 2-5; Day, Theo 1-0; TEAM 1-minus 4.

PASSING

Penn State-Clifford, Sean 18-32-1-189.  
Michigan State-Lewerke, Brian 16-34-1-165; Lombardi, Rocky 1-6-1-5; Day, Theo 2-3-0-12.

RECEIVING

Penn State-Freiermuth, Pat 5-60; Hamler, KJ 5-57; Bowers, Nick 2-44; Dotson, Jahan 2-14; Shorter, Justin 1-9; George, Daniel 1-7; Cain, Noah 1-2; Slade, Ricky 1-minus 4.  
Michigan State-Dotson, Matt 4-37; Mosley, Tre 4-37; White, Cody 3-66; Collins, Elijah 3-11; Stewart, D. 1-11; Seybert, Matt 1-10; Barnett, Julian 1-4; Nelson, Laress 1-3; Rosenthal, Max 1-3.

TOP TACKLERS (T-UA-A)

Penn State-Parsons, Micah 12-4-8; Wade, Lamont 6-3-3; Johnson, Jan 6-2-4; Brown, Cam 6-1-5; Wilson, Marquis 5-0-5; Taylor, Garrett 4-1-3; Toney, Shaka 4-1-3; Oweh, Jayson 3-2-1; Gross-Matos, Yetur 3-1-2; Mustipher, PJ 3-0-3; Ellis, Keaton 3-0-3  
Michigan State-Thompson, Tyriq 11-0-11; Simmons, Antjuan 9-3-6; Henderson, Xavier 8-6-2; Bachie, Joe 6-0-6; Brown, Shakur 5-3-2; Dowell, David 5-2-3; Panasiuk, Mike 5-2-3; Butler, Josh 4-4-0; Williams, Raequan 4-1-3.





**DAMION BARBER** 90  
 Defensive Line | 6-3 | 290  
 Junior/Sophomore  
 Harrisburg, Pa./Harrisburg  
 Major: African American Studies

» 2019

**Season:** Appeared in five games.

**Buffalo (9/7):** Assisted on two tackles. **at Michigan State (10/26):** Posted one tackle.

» 2019 GAME-BY-GAME

*Tackles (Solo-Assisted-Total)*

IDAHO DNP; BUFFALO 0-2-2; PITTSBURGH 0-0-0; at Maryland 0-0-0; PURDUE 0-0-0; at Iowa DNP; MICHIGAN DNP; at Michigan State 0-1-1.

» BARBER'S CAREER STATISTICS & GAME HIGHS

	UA-A	TK	FF	FR	I	PBU	SACK	TFL
2018	-	-	-	-	-	-	-	-
2019	0-3	3	-	-	-	-	-	-
<b>CAREER</b>	<b>0-3</b>	<b>3</b>	-	-	-	-	-	-

**Tackles** .....2; Buffalo, 9/7/19



**HAKEEM BEAMON** 51  
 Defensive End | 6-3 | 259  
 Freshman/Freshman  
 Midlothian, Va./Manchester  
 Major: Division of Undergraduate Studies

» 2019

**Season:** Appeared in two games...One of 28 players to make their collegiate debut...One of 18 true freshmen to play.

**at Maryland (9/27):** Tabbed the Coaching Staff's Developmental Squad Defensive Player of the Week. **at Michigan State (10/26):** Recorded first career tackle.

» 2019 GAME-BY-GAME

*Tackles (Solo-Assisted-Total)*

IDAHO DNP; BUFFALO DNP; PITTSBURGH DNP; at Maryland DNP; PURDUE 0-0-0; at Iowa DNP; MICHIGAN DNP; at Michigan State 1-0-1.

» BEAMON'S CAREER STATISTICS & GAME HIGHS

	UA-A	TK	FF	FR	I	PBU	SACK	TFL
2019	1-0	1	-	-	-	-	-	-
<b>CAREER</b>	<b>1-0</b>	<b>1</b>	-	-	-	-	-	-

**Tackles** .....1; at Michigan State, 10/26/19



**NICK BOWERS** 83  
 Tight End | 6-4 | 260  
 Graduate/Senior  
 Kittanning, Pa./Kittanning Senior  
 Major: Health Policy & Administration (2nd degree)

» 2019

**Awards:** Tabbed to the Pro Football Focus Big Ten Team of the Week first team following the Purdue (10/5) game...Named to the Pro Football Focus Big Ten Team of the Week first team after the Maryland (9/27) game.

**Season:** Appeared in eight games, making two starts...One of 13 players to make their first career start...One of six players to have earned their degree before the 2019 season...Graduated with a degree in labor & employment relations in May 2019.

**at Maryland (9/27):** Caught two passes for a career-best 70 yards...Had a 15-yard touchdown grab in the second quarter...Added a career-long 55-yard reception in the third quarter. **Purdue (10/5):** Tied a career high with three receptions for 66 yards...Had a 48-yard reception in the first quarter. **at Michigan State (10/26):** Caught two passes for 44 yards...Hauled in a 38-yard reception in the fourth quarter.

» 2019 GAME-BY-GAME

*Receiving (Receptions-Yards-TD)*

IDAHO 0-0-0; BUFFALO 0-0-0; PITTSBURGH 0-0-0; at Maryland 2-70-1; PURDUE 3-66-0; at Iowa 0-0-0; MICHIGAN 0-0-0; at Michigan State 2-44-0.

» BOWERS' CAREER STATISTICS & GAME HIGHS

	Att.-Yds.	Avg.	TD	LG	Rec.-Yds.	Avg.	TD	LG
2016	-	-	-	-	Did not see any game action.	-	-	-
2017	-	-	-	-	1-15	15.0	1	15
2018	-	-	-	-	6-50	8.3	1	25
2019	-	-	-	-	7-180	25.7	1	55
<b>CAREER</b>	-	-	-	-	<b>14-245</b>	<b>17.5</b>	<b>3</b>	<b>55</b>

**Receptions** .....3; Three Times: Last Purdue, 10/5/19  
**Receiving Yards** .....70; at Maryland, 9/27/19  
**Receiving Touchdowns** .....1; Three Times: Last at Maryland, 9/27/19  
**Longest Reception** .....55 yards; at Maryland, 9/27/19

**NOTE:** Has one career tackle (vs. Michigan, 2018).



**JAQUAN BRISKER** 7  
 Safety | 6-1 | 210  
 Junior/Junior  
 Pittsburgh, Pa./Gateway/Lackawanna College  
 Major: Communication Arts & Sciences

» 2019

**Awards:** Selected to the Pro Football Focus Big Ten Team of the Week second team following the Michigan State game (10/26)...Named to the Pro Football Focus Big Ten Team of the Week first team following the Iowa game (10/12).

**Season:** Appeared in eight games...One of 33 players to make their Penn State debut.

**Rankings:** Ranks sixth in the Big Ten with two interceptions and 0.3 interceptions per game.

**Idaho (8/31):** Assisted on one tackle. **Buffalo (9/7):** Collected seven tackles, including one tackle for loss. **at Maryland (9/27):** Recorded three tackles. **Purdue (10/5):** Had one tackle...Recorded first career pass breakup. **at Iowa (10/12):** Grabbed first career interception in the fourth quarter...Posted one tackle. **Michigan (10/19):** Secured two tackles and a QB hurry. **at Michigan State (10/26):** Made two stops...Recorded an interception and returned it 29 yards...Added a pass breakup.

» 2019 GAME-BY-GAME

*Tackles (Solo-Assisted-Total)*

IDAHO 0-1-1; BUFFALO 3-4-7; PITTSBURGH 0-0-0; at Maryland 3-0-3; PURDUE 0-1-1; at Iowa 1-0-1; MICHIGAN 2-0-2; at Michigan State 1-1-2.

» BRISKER'S CAREER STATISTICS & GAME HIGHS

	UA-A	TK	FF	FR	I	PBU	SACK	TFL
2019	10-7	17	-	-	2	2	-	1.0-8
<b>CAREER</b>	<b>10-7</b>	<b>17</b>	-	-	<b>2</b>	<b>2</b>	-	<b>1.0-8</b>

**Tackles** .....7; Buffalo, 9/7/19

**Interceptions** .....1; Twice: Last at Michigan State, 10/26/19

**Pass Breakups** .....1; Twice: Last at Michigan State, 10/26/19



**ELLIS BROOKS** 13  
 Linebacker | 6-1 | 234  
 Junior/Sophomore  
 Mechanicsville, Va./Benedictine College Prep  
 Major: Psychology

» 2019

**Awards:** Tabbed to the Pro Football Focus Big Ten Team of the Week first team after the Maryland (9/27) game.

**Season:** Appeared in eight games.

**Idaho (8/31):** Made three stops. **Buffalo (9/7):** Registered two tackles. **Pittsburgh (9/14):** Recorded a tackle for loss and a QB hurry. **at Maryland (9/27):** Collected a team-high six tackles, which tied his personal best...Set career highs with 2.5 tackles for loss and 2.5 sacks...Named the Coaching Staff's Defensive Player of the Week. **Purdue (10/5):** Registered two tackles. **at Iowa (10/12):** Collected four tackles. **Michigan (10/19):** Made two stops. **at Michigan State (10/26):** Registered one tackle...Recovered a fumble in the fourth quarter.

» 2019 GAME-BY-GAME

*Tackles (Solo-Assisted-Total)*

IDAHO 1-2-3; BUFFALO 1-1-2; PITTSBURGH 1-0-1; at Maryland 4-2-6; PURDUE 1-1-2; at Iowa 2-2-4; MICHIGAN 1-1-2; at Michigan State 0-1-1.

» BROOKS' CAREER STATISTICS & GAME HIGHS

	UA-A	TK	FF	FR	I	PBU	SACK	TFL
2018	19-11	30	-	-	1	-	0.5-2	1.5-3
2019	11-10	21	-	1	-	-	2.5-17	3.5-22
<b>CAREER</b>	<b>30-21</b>	<b>51</b>	-	<b>1</b>	<b>1</b>	-	<b>3.0-19</b>	<b>5.0-25</b>

**Tackles** .....6; Twice: Last at Maryland, 9/27/19

**Tackles for Loss** .....2.5; Maryland, 9/27/19

**Sacks** .....2.5; at Maryland, 9/27/19

**Fumbles Recovered** .....1; at Michigan State, 10/26/19

**Interceptions** .....1; at Illinois, 9/21/18

**Interception Return** .....28 yards; at Illinois, 9/21/18



**CAM BROWN** 6  
 Linebacker | 6-5 | 233  
 Senior/Senior  
 Burtonsville, Md./The Bullis School  
 Major: Kinesiology

» 2019

**Awards:** Named to the Pro Football Focus Big Ten Team of the Week second team following the Michigan State game (10/26)...Tabbed on the Butkus Award preseason watch list.

**Season:** Appeared in eight games, including seven starts...Selected as a team captain.

**Idaho (8/31):** Recorded one solo tackle. **Buffalo (9/7):** Matched a career high with 10 tackles...Forced and recovered a fumble in the first quarter...Tabbed the coaching staff's Defensive Player of the Week. **Pittsburgh (9/14):** Collected seven tackles...Made 1.5 tackles for loss, including a solo sack...Added a pass breakup and two QB hurries. **at Maryland (9/27):** Registered three tackles. **Purdue (10/5):** Posted three tackles. **at Iowa (10/12):** Recorded four tackles...Assisted on a tackle for loss...Broke up a pass. **Michigan (10/19):** Matched a career best with 10 tackles...Added two QB hurries. **at Michigan State (10/26):** Tallied six tackles, including one for loss...Added a pass breakup and a QB hurry.

» 2019 GAME-BY-GAME

*Tackles (Solo-Assisted-Total)*

IDAHO 1-0-1; BUFFALO 5-5-10; PITTSBURGH 3-4-7; at Maryland 1-2-3; PURDUE 1-2-3; at Iowa 1-3-4; MICHIGAN 2-8-10; at Michigan State 1-5-6.

» C. BROWN'S CAREER STATISTICS & GAME HIGHS

	UA-A	TK	FF	FR	I	PBU	SACK	TFL
2016	14-19	33	-	-	-	-	0.5-1	1.5-2
2017	16-15	31	-	-	-	1	0.5-4	1.5-8
2018	41-22	63	3	-	-	6	2.0-8	6.5-22
2019	15-29	44	1	1	-	3	1.0-2	3.0-9
<b>CAREER</b>	<b>86-85</b>	<b>171</b>	<b>4</b>	<b>1</b>	-	<b>10</b>	<b>4.0-15</b>	<b>12.5-41</b>

**Tackles** .....10; Three Times: Last Michigan, 10/19/19

**Sacks** .....1.0; Twice: Last Pittsburgh, 9/14/19

**Tackles for Loss** .....2.0; Kent State, 9/15/18

**Forced Fumbles** .....1; Four Times: Last Buffalo, 9/7/19

**Fumbles Recovered** .....1; Buffalo, 9/7/19

**Pass Breakups** .....1; 10 Times: Last at Michigan State, 10/26/19

**Blocked Kicks** .....1 (punt); Ohio State, 10/22/16

**10+ Tackle Games** .....3; Last: Michigan (10), 10/19/19





**DJ BROWN** 24  
 Cornerback | 5-10 | 183  
 Junior/Sophomore  
 College Park, Ga./Creekside  
 Major: Criminology

» 2019

**Season:** Appeared in five games...One of 28 players to make their collegiate debut.

**Idaho (8/31):** Registered one tackle and one pass breakup. **Purdue (10/5):** Recorded first career forced fumble in the fourth quarter...Had one tackle.

» 2019 GAME-BY-GAME

Tackles (Solo-Assisted-Total)

IDAHO 1-0-1; BUFFALO 0-0-0; PITTSBURGH 0-0-0; at Maryland 0-0-0; PURDUE 1-0-1; IOWA DNP; MICHIGAN DNP; at Michigan State 0-0-0p.

» D. BROWN'S CAREER STATISTICS & GAME HIGHS

	UA-A	TK	FF	FR	I	PBU	SACK	TFL
2018								
2019	2-0	2	1	-	-	1	-	-
CAREER	2-0	2	1	-	-	1	-	-

**Tackles** .....1; Twice: Last Purdue, 10/5/19  
**Forced Fumbles** .....1; Purdue, 10/5/19  
**Pass Breakups** .....1; Idaho, 8/31/19



**JOURNEY BROWN** 4  
 Running Back | 5-11 | 206  
 Junior/Sophomore  
 Meadville, Pa./Meadville  
 Major: Recreation, Park & Tourism Management

» CAREER NOTES & RECORDS

**Game:** Had a career-long 85-yard run vs. Pitt (9/14/19), the second-longest non-scoring run in program history (Blair Thomas 92-yard run vs. Syracuse, 1986).

» 2019

**Season:** Appeared in eight games, making five starts...One of 13 players to make their first career start.

**Idaho (8/31):** Rushed for 38 yards on five carries...Earned first career multi-touchdown game, finding the end zone on 2- and 23-yard runs... Caught two passes for 31 yards, including an 18-yard reception. **Buffalo (9/7):** Gained 28 yards on six carries...Blocked a punt in the third quarter. **Pittsburgh (9/14):** Rushed for 109 yards on 10 carries...Recorded first career 100-yard game...Had a career-long 85-yard run, the second-longest non-scoring run in program history (Blair Thomas 92-yard run vs. Syracuse, 1986)...Added a 16-yard catch...Selected as the Coaching Staff's Offensive Player of the Week. **at Maryland (9/27):** Rushed for 21 yards on five carries, including a 1-yard score...Posted a career-high 41 yards on two catches...Scored on a career-long 37-yard reception. **Purdue (10/5):** Had five carries for 21 yards...Hauled in two catches...Named the coaching staff's Special Teams Player of the Week. **at Iowa (10/12):** Gained 16 yards on four carries. **Michigan (10/19):** Rushed for 19 yards on four carries...Added a 4-yard catch. **at Michigan State (10/26):** Earned a career-high 12 carries for 45 yards.

» 2019 GAME-BY-GAME

Rushing (Carries-Yards-TD)

IDAHO 5-38-2; BUFFALO 6-28-0; PITTSBURGH 10-109-0; at Maryland 5-21-1; PURDUE 5-21-0; at Iowa 4-16-0; MICHIGAN 4-19-0; at Michigan State 12-45-0.

Receiving (Receptions-Yards-TD)

IDAHO 2-31-0; BUFFALO 0-0-0; PITTSBURGH 1-16-0; at Maryland 2-41-1; PURDUE 2-1-0; at Iowa 0-0-0; MICHIGAN 1-4-0; at Michigan State 0-0-0.

» J. BROWN'S CAREER STATISTICS & GAME HIGHS

	Att.-Yds.	Avg.	TD	LG	Rec.-Yds.	Avg.	TD	LG
2018	8-44	5.5	1	8	1-9	9	-	9
2019	51-297	5.8	3	85	8-93	11.6	1	37
CAREER	59-341	5.8	4	85	9-102	11.3	1	37

**Rushing Attempts** ..... 12; at Michigan State, 10/26/19  
**Rushing Yards** ..... 109; Pittsburgh, 9/14/19  
**Rushing Touchdowns** ..... 2; Idaho, 8/31/19  
**Longest Rush** ..... 85 yards; Pittsburgh, 9/14/19  
**100-yard Rushing Games** ..... 1; Pittsburgh, 9/14/19  
**2 or More Rushing Touchdowns** ..... 1; Idaho, 8/31/19

**Receptions** ..... 2; Three Times: Last Purdue, 10/5/19  
**Receiving Yards** ..... 41; Maryland, 9/27/19  
**Receiving Touchdowns** ..... 1; Maryland, 9/27/19  
**Longest Reception** ..... 37 yards; Maryland, 9/27/19  
**Rushing and Receiving Touchdown Games** ..... 1; Maryland, 9/27/19

**NOTE:** Has one career tackle (at Illinois, 2018)...Has one career blocked punt (vs. Buffalo, 2019).



**NOAH CAIN** 21  
 Running Back | 5-10 | 206  
 Freshman/Freshman  
 Baton Rouge, La./IMG Academy (Fla.)  
 Major: Division of Undergraduate Studies

» 2019

**Season:** Appeared in six games, making one start...One of 28 players to make their collegiate debut...One of 18 true freshmen to play.... One of 13 players to make their first career start...Became the first PSU freshman with two rushing touchdowns in a season opener (vs. Idaho) since Stephfon Green vs. Coastal Carolina in 2008...Became first Penn State freshman to run for 100 yards in back-to-back games since Saquon Barkley in 2015 (115 yards vs. Buffalo; 195 yards vs. Rutgers).

**Rankings:** Ranks 10th in the Big Ten with six rushing touchdowns.

**Idaho (8/31):** Gained 44 yards on nine carries...Scored touchdowns on 3- and 9-yard runs...Was the first PSU freshman with two touchdowns in a game since Ricky Slade against Maryland in 2018...Became the first PSU freshman with two rushing touchdowns in a season opener since Stephfon Green scored twice vs. Coastal Carolina in 2008. **Buffalo (9/7):** Scored on a 2-yard run in the third quarter. **Pittsburgh (9/14):** Rushed for 40 yards on six carries...Found the end zone on a 13-yard run...Added a 13-yard reception. **at Maryland (9/27):** Ran for 17 yards on three carries...Had a 9-yard catch. **Purdue (10/5):** Rushed for 105 yards and a touchdown on 12 carries...Earned first career 100-yard game...Scored on a 2-yard run in the fourth quarter...Had a career-long 27-yard rush in the fourth quarter...Had five carries for 65 yards on PSU's final scoring drive...Added a career-best three catches for 25 yards...Had a career-long 20-yard reception in the second quarter...Selected the coaching staff's Offensive Player of the Week. **at Iowa (10/12):** Ran for 102 yards on a career-high 22 carries...Scored on a 5-yard run...Recorded second-straight 100-yard game...Became first Penn State freshman to run for 100 yards in back-to-back games since Saquon Barkley in 2015 (115 yards vs. Buffalo; 195 yards vs. Rutgers)...Named the coaching staff's Offensive Player of the Week. **Michigan (10/19):** Had five carries for 19 yards...Added a 3-yard reception. **at Michigan State (10/26):** Rushed for 21 yards on six carries...Had a 2-yard catch.

» 2019 GAME-BY-GAME

Rushing (Carries-Yards-TD)

IDAHO 9-44-2; BUFFALO 1-2-1; PITTSBURGH 6-40-1; at Maryland 7-17-0; PURDUE 12-105-1; at Iowa 22-102-1; MICHIGAN 5-19-0; at Michigan State 6-21-0.

Receiving (Receptions-Yards-TD)

IDAHO 0-0-0; BUFFALO 0-0-0; PITTSBURGH 1-13-0; at Maryland 1-9-0; PURDUE 3-25-0; at Iowa 0-0-0; MICHIGAN 1-3-0; at Michigan State 1-2-0.

» CAIN'S CAREER STATISTICS & GAME HIGHS

	Att.-Yds.	Avg.	TD	LG	Rec.-Yds.	Avg.	TD	LG
2019	68-350	5.1	6	27	7-52	7.4	-	20
CAREER	68-350	5.1	6	27	7-52	7.4	-	20

**Rushing Attempts** ..... 22; at Iowa, 10/12/19  
**Rushing Yards** ..... 105; Purdue, 10/5/19  
**Rushing Touchdowns** ..... 2; Idaho, 8/31/19  
**Longest Rush** ..... 27; Purdue, 10/5/19  
**2 or More Rushing Touchdowns** ..... 1; Idaho, 8/31/19  
**100-yard Rushing Games** ..... 2; Last at Iowa (102), 10/12/19

**Receptions** ..... 3; Purdue, 10/5/19  
**Receiving Yards** ..... 25; Purdue, 10/5/19  
**Longest Reception** ..... 20; Purdue, 10/5/19

**All-Purpose Yards** ..... 130; Purdue, 10/5/19



**WESTON CARR** 23  
 Wide Receiver | 6-2 | 202  
 Graduate/Senior  
 Benicia, Calif./Benicia  
 Major: Educational Leadership (master's)

» 2019

**Season:** Appeared in two games...One of 33 players to make their Penn State debut...Graduate transfer from Azusa Pacific...Graduated with a degree in sociology.

**Idaho (8/31):** Caught three passes for 27 yards in his Nittany Lion debut.

» 2019 GAME-BY-GAME

Receiving (Receptions-Yards-TD)

IDAHO 3-27-0; BUFFALO DNP; PITT DNP; at Maryland 0-0-0; PURDUE DNP; at Iowa DNP; MICHIGAN DNP; at Michigan State DNP.

» CARR'S CAREER STATISTICS & GAME HIGHS

	Att.-Yds.	Avg.	TD	LG	Rec.-Yds.	Avg.	TD	LG
2016*	1(-7)	-7.0	-	-7	48-905	18.9	9	85
2017*	-	-	-	-	86-1458	16.9	15	87
2018*	1(-6)	-6.0	-	-6	33-644	19.5	12	75
2019	-	-	-	-	3-27	9.0	-	11
CAREER	2(-13)	-6.5	-	-6	170-3032	17.8	36	87

**Receptions** ..... 13; Humboldt State, 9/9/17\*  
**Receiving Yards** ..... 203; Colorado Mesa, 11/11/17\*  
**Receiving Touchdowns** ..... 4; Central Washington, 10/29/16\*  
**Long Reception** ..... 87; Colorado Mesa, 11/11/17\*

**Rushing Attempts** ..... 1; Twice, Last: at Tarleton State, 11/17/18\*  
**Rushing Yards** ..... -6; at Tarleton State, 11/17/18\*  
**Longest Rush** ..... -6 yards; at Tarleton State, 11/17/18\*  
 \*Played at Azusa Pacific (2016-18).



**TARIQ CASTRO-FIELDS** 5

Cornerback | 6-0 | 197  
 Junior/Junior  
 Upper Marlboro, Md./Riverdale Baptist School  
 Major: Sociology

» 2019

**Awards:** Selected to the Pro Football Focus Big Ten Team of the Week first team following the Iowa game (10/12)...Named to the Pro Football Focus Big Ten Team of the Week second team after the Maryland game (9/27).

**Rankings:** Ranks No. 3 in the Big Ten and 25th in the FBS with 1.3 passes defended per game...Sits No. 6 in the league with two interceptions and 0.3 interceptions per game.

**Season:** Made eight starts.

**Idaho (8/31):** Registered three tackles, including a tackle for loss. **Buffalo (9/7):** Recorded a career-best eight tackles, including one for loss...Added two pass breakups. **Pittsburgh (9/14):** Made five stops...Had a solo tackle for loss. **at Maryland (9/27):** Picked off a pass in the first quarter to stop Maryland in the end zone...Returned the interception for 5 yards...Added two pass breakups...Tabbed the Coaching Staff's Defensive Player of the Week. **Purdue (10/5):** Secured one tackle. **at Iowa (10/12):** Recorded six tackles...Broke up a pass. **Michigan (10/19):** Made a career-high-tying eight tackles...Intercepted a pass in the second quarter and returned it 3 yards...Added a pass breakup...Named the coaching staff's Defensive Player of the Week. **at Michigan State (10/26):** Collected two tackles and two pass breakups.

» 2019 GAME-BY-GAME

*Tackles (Solo-Assisted-Total)*

IDAHO 3-0-3; BUFFALO 6-2-8; PITTSBURGH 3-2-5; at Maryland 0-0-0; PURDUE 1-0-1; at Iowa 6-0-6; MICHIGAN 1-7-8; at Michigan State 1-1-2.

» CASTRO-FIELDS' CAREER STATISTICS & GAME HIGHS

	UA-A	TK	FF	FR	I	PBU	SACK	TFL
2017	9-1	10	1	-	1	3	-	2.0-8
2018	21-11	32	-	-	-	7	1.0-2	5.0-8
2019	21-12	33	-	-	2	8	-	3.0-4
<b>CAREER</b>	<b>51-24</b>	<b>75</b>	<b>1</b>	<b>-</b>	<b>3</b>	<b>18</b>	<b>1.0-2</b>	<b>10.0-20</b>

**Tackles** .....8; Twice: Last Michigan, 10/19/19  
**Tackles for Loss** .....1.5; Twice: Last vs. Kentucky, 1/1/19  
**Sacks** .....1.0; vs. Kentucky, 1/1/19  
**Forced Fumbles** .....1; at Maryland, 11/25/17  
**Interceptions** .....1; Three Times: Last Michigan, 10/19/19  
**Pass Breakups** .....3; at Michigan State, 11/4/17



**DAN CHISENA** 88

Wide Receiver | 6-3 | 202  
 5th year/Senior  
 Downingtown, Pa./Downingtown East  
 Major: Security and Risk Analysis

» 2019

**Season:** Appeared in seven games...Earned a scholarship at the 2019 Blue-White game following a touchdown catch.

**at Maryland (9/27):** Hauled in a 40-yard grab in the first quarter for his first career reception. **Purdue (10/5):** Caught 6-yard pass. **Michigan (10/19):** Recorded two tackles on punt coverage...Named the coaching staff's Special Teams Player of the Week. **at Michigan State (10/26):** Made one tackle on punt coverage...Recovered a fumble on a muffed punt in the third quarter...Selected the coaching staff's Special Teams Player of the Week.

» 2019 GAME-BY-GAME

*Receiving (Receptions-Yards-TD)*

IDAHO 0-0-0; BUFFALO DNP; PITTSBURGH 0-0-0; at Maryland 1-40-0; PURDUE 1-6-0; at Iowa 0-0-0; MICHIGAN 0-0-0; at Michigan State 0-0-0.

» CHISENA'S CAREER STATISTICS & GAME HIGHS

	Att.-Yds.	Avg.	TD	LG	Rec.-Yds.	Avg.	TD	LG
2018	-	-	-	-	-	-	-	-
2019	-	-	-	-	2-46	23.0	-	40
<b>CAREER</b>	-	-	-	-	<b>2-46</b>	<b>23.0</b>	-	<b>40</b>

**Receptions** .....1; Twice: Last Purdue, 10/5/19  
**Receiving Yards** .....40; at Maryland, 9/27/19  
**Longest Rush** .....40; at Maryland, 9/27/19  
**NOTE:** Has two career tackles (2 vs. Michigan, 2019).



**MAX CHIZMAR** 50

Linebacker | 6-2 | 230  
 Junior/Sophomore  
 Mars, Pa./Mars  
 Major: Corporate Innovation and Entrepreneurship

» 2019

**Season:** Appeared in four games.

**Idaho (8/31):** Assisted on one tackle. **Buffalo (9/7):** Made two stops. **Pittsburgh (9/14):** Named the Coaching Staff's Developmental Squad Defensive Player of the Week. **Purdue (10/5):** Named the coaching staff's Developmental Squad Special Teams Player of the Week. **at Iowa (10/12):** Selected the coaching staff's Developmental Squad Defensive Player of the Week. **Michigan (10/19):** Earned the coaching staff's Developmental Squad Defensive Player of the Week honors.

» 2019 GAME-BY-GAME

*Tackles (Solo-Assisted-Total)*

IDAHO 0-1-1; BUFFALO 0-2-2; PITTSBURGH DNP; at Maryland DNP; PURDUE 0-0-0; at Iowa DNP; MICHIGAN DNP; at Michigan State 0-0-0.

» CHIZMAR'S CAREER STATISTICS & GAME HIGHS

	UA-A	TK	FF	FR	I	PBU	SACK	TFL
2018	0-1	1	-	-	-	-	-	-
2019	0-3	3	-	-	-	-	-	-
<b>CAREER</b>	<b>0-4</b>	<b>4</b>	<b>-</b>	<b>-</b>	<b>-</b>	<b>-</b>	<b>-</b>	<b>-</b>

**Tackles** .....2; Buffalo, 9/7/19



**SEAN CLIFFORD** 14

Quarterback | 6-2 | 216  
 Junior/Sophomore  
 Cincinnati, Ohio/Saint Xavier  
 Major: Advertising and Public Relations

» CAREER NOTES & RECORDS

**Career:** Ranks 15th all-time at Penn State with 22 career touchdown passes...Sits 12th all-time at Penn State with 277 rushing yards by a quarterback.

**Season: 2019:** Has thrown for 200 yards in five games...Is the fifth Penn State quarterback to have multiple games with four or more passing touchdowns...Is the third Penn State quarterback to have three games with 250 passing yards and three passing touchdowns in a season, joining Trace McSorley (2017, 4 games) and Christian Hackenberg (2013, 3 games)...Is tied for 17th all-time at Penn State with five 200-yard passing games in a season...Is tied for eighth all-time at Penn State with 20 passing touchdowns...Ranks 12th all-time for rushing yards by a quarterback in a season with 280...Ranks 15th all-time for total yards in a season with 2,403.

**Game:** Threw for 287 yards in the first half at Maryland (9/27/19), breaking the PSU record held by Trace McSorley (258; Georgia State, 2017)...Threw for 398 yards vs. Maryland, the third-most in a game at Penn State, trailing only Christian Hackenberg (454; vs. UCF, 2014) and Zack Mills (399; vs. Iowa, 2002)...Earned Penn State's 40th 300-yard game...Gained 452 total yards at Maryland (9/27/19), the third-most in a game at Penn State, trailing only McSorley (461; vs. Ohio State, 2018) and Hackenberg (456; vs. UCF, 2014)...Connected with Daniel George for a 98-yard touchdown pass against Kent State (9/15/18) for the longest pass play and longest play from scrimmage in program history...Broke the previous longest pass record of 92 yards yards from Bill Hess to Bob Higgins in 1919...Broke the longest play from scrimmage record, set four different times on 92-yard plays, most recently a 92-yard run by Saquon Barkley vs. Washington in the 2017 Fiesta Bowl.

» 2019

**Awards:** Tabbed for the Manning Award Midseason watch list...Selected for the Davey O'Brien Award's Great 8 List after the Michigan game (10/19)...Named to the Pro Football Focus Big Ten Team of the Week second team following the Michigan game...Named the Rose Bowl Game Big Ten Player of the Week after the Purdue game (10/5)...Tabbed to the Pro Football Focus Big Ten Team of the Week first team following the Purdue game (10/5)...Selected as Big Ten Co-Offensive Player of the Week following his performance at Maryland (9/27)...Named the honorable-mention CFPA Player of the Week after the Maryland game...Tabbed for the Davey O'Brien Award's Great 8 List after the Maryland game...Selected as a Manning Award Star of the Week following his performance at Maryland...Named to the Maxwell Award watch list.

**Season:** Made eight starts...Selected as a team captain...One of 13 Nittany Lions to make their first career start...Has completed 29 passes of 20 or more yards...Has four multi-touchdown pass quarters...Has four halves with three passing touchdowns.

**Rankings:** Paces the Big Ten averaging 276.4 total yards per game, good for 23rd in the nation...Holds No. 2 in the Big Ten and No. 15 in the FBS with 20 passing touchdowns...Sits No. 2 in the Big Ten in passing yards (1,931) and passing yards per game (241.4)...Holds a 164.9 passing efficiency rating, good for No. 10 in the country and No. 3 in the Big Ten...Averaging 14.41 yards per completion, ranking No. 2 in the Big Ten and No. 12 in the country...Ranks No. 2 in the Big Ten and No. 15 in the FBS averaging 8.94 yards per pass attempt...Sits fifth in the Big Ten in completions per game completion percentage (62.0) and completions per game (16.8)...Ranks No. 2 in the conference and No. 17 in the FBS with 140 points responsible for and No. 2 in the league and 12th in the Big Ten with 17.5 points responsible for per game...Ranks third among Big Ten quarterbacks with 38.4 rushing yards per contest.

**Idaho (8/31):** Threw for 280 yards while completing 14-of-23 passes... Connected with KJ Hamler for two touchdown passes (36 and 21 yards)... Completed seven passes of 20 or more yards...Added 57 yards on seven carries, including a 25-yard run...Helped the Nittany Lion offense to 673 total yards. **Buffalo (9/7):** Completed 16-of-22 passes for 279 yards and four touchdowns...Connected with Jahan Dotson and Pat Freiermuth for two touchdowns each...Had five completions of 20 or more yards... Had a career-best 58-yard run in the third quarter...Became the 16th Nittany Lion quarterback to throw for at least four touchdowns in a game. **Pittsburgh (9/14):** Threw for 222 yards on 14-of-30 passing... Completions included a 53-yard pass to KJ Hamler and a 40-yard throw to Ricky Slade. **at Maryland (9/27):** Threw for a career-high 398 yards while completing 26-of-31 passes...Connected on three touchdown passes with one each to Nick Bowers, Journey Brown and KJ Hamler... Threw for the third-most yards in a game in PSU history, trailing only Christian Hackenberg (454; vs. UCF, 2014) and Zack Mills (399; vs. Iowa, 2002)...Threw for 287 yards in the first half, breaking the PSU record of 258 yards by Trace McSorley (vs. Georgia State, 2017)...Completed his first nine passes of the game, totaling 166 yards and two touchdowns...Completed passes to 11 different receivers in the first half...Completed four passes of 20 or more yards, including a 58-yard touchdown to Hamler...Set a career high with 452 yards of total offense, Penn State's first 400-yard total offense game since Trace McSorley vs. Ohio State in 2008 (461 yards)... Had 54 rushing yards on seven carries, including an 8-yard touchdown run on PSU's first drive...Added a 25-yard run...Set a career high with 31 pass attempts...Earned the Coaching Staff's Offensive Player of the Week award. **Purdue (10/5):** Completed 20-of-29 passes for 264 yards...Threw for three touchdowns and rushed for a 3-yard score, his second-straight game with a passing and rushing touchdown...Connected with KJ Hamler for a 23-yard score, Jahan Dotson for a 72-yard score and Pat Freiermuth for a 7-yard touchdown...The completion to Dotson is Penn State's longest pass play this season...Completed five passes of 20 or more yards...Had 33 yards on 11 carries. **at Iowa (10/12):** Completed 12-of-24 passes for 117 yards and a touchdown...Connected with KJ Hamler for a 22-yard touchdown... Rushed for 52 yards on a career-high 16 carries. **Michigan (10/19):** Completed 14-of-25 passes for 182 yards and three touchdowns...Added a 2-yard rushing touchdown...Connected with KJ Hamler on 25- and 53-yard touchdowns and Pat Freiermuth on a 17-yard score...Completed three passes of 20 or more yards...Rushed for 17 yards. **at Michigan State (10/26):** Threw for 189 yards and four touchdowns while completing 18-of-32 passes...Tied a career high with four passing touchdowns... Connected with Pat Freiermuth for three touchdowns and KJ Hamler for one touchdown...Completed two passes of 20 or more yards...Scored on



a rush on a two-point conversion in the second quarter, Penn State's first successful two-point conversion since DaeSean Hamilton caught a pass from Trace McSorley at Pittsburgh in 2016...Rushed for 11 yards.

» 2019 GAME-BY-GAME

Passing (Comp-Att-Yds-TD-INT)

IDAHO 14-23-280-2-0; BUFFALO 16-22-279-4-0; PITTSBURGH 14-30-222-0-0; at Maryland 26-31-398-3-1; PURDUE 20-29-264-3-1; at Iowa 12-24-117-1-0; MICHIGAN 14-25-182-3-0; at Michigan State 18-32-189-4-1.

Rushing (Carries-Yards-TD)

IDAHO 7-57-0; BUFFALO 11-51-0; PITTSBURGH 7-5-0; at Maryland 7-54-1; PURDUE 11-33-1; at Iowa 16-52-0; MICHIGAN 11-17-1; at Michigan State 7-11-0.

» CLIFFORD'S CAREER PASSING STATISTICS & GAME HIGHS

	C-A	Yds.	%	TD-INT	YPG	LG
2018	5-7	195	71.4	2-0	48.8	95
2019	134-216	1,931	62.0	20-3	241.4	72
<b>CAREER</b>	<b>139-223</b>	<b>2,126</b>	<b>62.3</b>	<b>22-3</b>	<b>160.9</b>	<b>95</b>

Pass Completions ..... 26; at Maryland, 9/27/19  
 Pass Attempts ..... 31; at Maryland, 9/27/19  
 Passing Yards ..... 398; at Maryland, 9/27/19  
 Passing Touchdowns ..... 4; Twice: Last at Michigan State, 10/26/19  
 Long Pass ..... .95 yards; Kent State, 9/15/18  
 20-yard or Longer Completions In A Game ..... 7; Idaho, 8/31/19  
 200-yard Passing Games ..... 5; Last Purdue (264), 10/5/19  
 300-yard Passing Games ..... 1; at Maryland (398), 9/27/19  
 2 or more Passing Touchdowns ..... 6; Last at Michigan State (4), 10/26/19  
 3 or more Passing Touchdowns ..... 5; Last at Michigan State (4), 10/26/19  
 4 or more Passing Touchdowns ..... 2; Last at Michigan State (4), 10/26/19  
 Multi-Passing Touchdown Quarters ..... 4; Last Purdue (2, 1st), 10/5/19  
 Multi-Passing Touchdown Halves ..... 6; Last at Michigan State (3, 1st), 10/26/19  
 20-yard or Longer Completions ..... 29; Last at Michigan State (2), 10/26/19

» CLIFFORD'S CAREER RUSHING STATISTICS & GAME HIGHS

	Att.-Yds.	Avg.	TD	LG	Rec.-Yds.	Avg.	TD	LG
2018	5-(-3)	-0.6	-	6	-	-	-	-
2019	77-280	3.6	3	58	-	-	-	-
<b>CAREER</b>	<b>82-277</b>	<b>3.4</b>	<b>3</b>	<b>58</b>	-	-	-	-

Rushing Attempts ..... 16; at Iowa, 10/12/19  
 Rushing Yards ..... 57; Idaho, 8/31/19  
 Longest Rush ..... 58 yards; Buffalo, 9/7/19

Total Offense ..... 452 yards; at Maryland, 9/27/19  
 300 yards Total Offense ..... 3; Last at Maryland (452), 9/27/19  
 400 yards Total Offense ..... 1; at Maryland (452), 9/27/19  
 Passing and Rushing Touchdown Games ..... 3; Last Michigan, 10/19/19



**JUDGE CULPEPPER** 77  
 Defensive Tackle | 6-4 | 284  
 Sophomore/Freshman  
 Tampa, Fla./H.B. Plant  
 Major: Business Administration

» 2019

Season: Appeared in eight games, primarily on special teams...One of 28 players to make their collegiate debut.

Buffalo (9/7): Assisted on one tackle.

» 2019 GAME-BY-GAME

Tackles (Solo-Assisted-Total)

IDAHO 0-0-0; BUFFALO 0-1-1; PITTSBURGH 0-0-0; at Maryland 0-0-0; PURDUE 0-0-0; at Iowa 0-0-0; MICHIGAN 0-0-0; at Michigan State 0-0-0.

» CULPEPPER'S CAREER STATISTICS & GAME HIGHS

	UA-A	TK	FF	FR	I	PBU	SACK	TFL
2019	0-1	1	-	-	-	-	-	-
<b>CAREER</b>	<b>0-1</b>	<b>1</b>	-	-	-	-	-	-

Tackles ..... 1; Buffalo, 8/31/19



**LANCE DIXON** 10  
 Linebacker | 6-2 | 213  
 Freshman/Freshman  
 West Bloomfield, Mich./West Bloomfield  
 Major: Division of Undergraduate Studies

» 2019

Season: Appeared in three games...One of 28 players to make their collegiate debut...One of 18 true freshmen to play.

Idaho (8/31): Assisted on two tackles.

» 2019 GAME-BY-GAME

Tackles (Solo-Assisted-Total)

IDAHO 0-2-2; BUFFALO 0-0-0; PITTSBURGH 0-0-0; at Maryland DNP; PURDUE DNP; at Iowa DNP; MICHIGAN DNP; at Michigan State DNP.

» DIXON'S CAREER STATISTICS & GAME HIGHS

	UA-A	TK	FF	FR	I	PBU	SACK	TFL
2019	0-2	2	-	-	-	-	-	-
<b>CAREER</b>	<b>0-2</b>	<b>2</b>	-	-	-	-	-	-

Tackles ..... 2; Idaho, 8/31/19



**JAHAN DOTSON** 5  
 Wide Receiver | 5-11 | 175  
 Sophomore/Sophomore  
 Nazareth, Pa./Nazareth Area  
 Major: Division of Undergraduate Studies

» 2019

Season: Made eight starts.

Rankings: Ranks No. 5 in the Big Ten and No. 42 in the nation in yards per reception (18.35).

Idaho (8/31): Hauled in a 13-yard reception. Buffalo (9/7): Tied a career high with four receptions and set a career high with 109 receiving yards... Caught two touchdowns, including a 28-yard reception in the first quarter and a 56-yard catch in the fourth quarter...Tabbed the coaching staff's Offensive Player of the Week. Pittsburgh (9/14): Made two grabs for 21 yards. at Maryland (9/27): Caught three passes for 20 yards...Added a 30-yard punt return. Purdue (10/5): Hauled in two catches for 79 yards... Scored on a 72-yard pass, his career-long reception and PSU's longest pass play this season...Had a 4-yard rush...Tabbed the coaching staff's Offensive Player of the Week. at Iowa (10/12): Caught two passes for 19 yards. Michigan (10/19): Caught a 37-yard pass in the first quarter. at Michigan State (10/26): Hauled in two receptions for 14 yards...Had a 9-yard punt return.

» 2019 GAME-BY-GAME

Rushing (Carries-Yards-TD)

IDAHO 0-0-0; BUFFALO 0-0-0; PITTSBURGH 0-0-0; at Maryland 0-0-0; PURDUE 1-4-0; at Iowa 1-(-4)-0; MICHIGAN 0-0-0; at Michigan State 0-0-0.

Receiving (Receptions-Yards-TD)

IDAHO 1-13-0; BUFFALO 4-109-2; PITTSBURGH 2-21-0; at Maryland 3-20-0; PURDUE 2-79-1; at Iowa 2-19-0; MICHIGAN 1-37-0; at Michigan State 2-14-0.

» DOTSON'S CAREER STATISTICS & GAME HIGHS

	Att.-Yds.	Avg.	TD	LG	Rec.-Yds.	Avg.	TD	LG
2018	-	-	-	-	13-203	15.6	-	35
2019	2-0	0.0	-	4	17-312	18.4	3	72
<b>CAREER</b>	<b>2-0</b>	<b>0.0</b>	-	<b>4</b>	<b>30-515</b>	<b>17.2</b>	<b>3</b>	<b>72</b>

Receptions ..... 4; Twice: Last Buffalo, 9/7/19  
 Receiving Yards ..... 109; Buffalo, 9/7/19  
 Receiving Touchdowns ..... 2; Buffalo, 9/7/19  
 Long Reception ..... 72 yards; Purdue, 10/5/19  
 100-yard Receiving Games ..... 1; Buffalo, 9/7/19  
 2 or more Receiving Touchdowns ..... 1; Buffalo, 9/7/19

Rushing Attempts ..... 1; Purdue, 10/5/19  
 Rushing Yards ..... 4; Purdue, 10/5/19  
 Longest Rush ..... 4; Purdue, 10/5/19

» 2019 GAME-BY-GAME

Punt Returns (Returns-Yards-TD-YPR)


IDAHO 0-0-0-0-0; BUFFALO 0-0-0-0-0; PITTSBURGH 0-0-0-0-0; at Maryland 1-30-0-30-0; PURDUE 0-0-0-0-0; at Iowa 0-0-0-0-0; MICHIGAN 0-0-0-0-0; at Michigan State 1-9-0-9-0.

» DOTSON'S CAREER PUNT RETURN STATISTICS & GAME HIGHS

	No.	Yds.	Avg.	TD	LG
2018	1	-2	-2.0	-	-2
2019	2	39	19.5	-	30
<b>CAREER</b>	<b>3</b>	<b>37</b>	<b>12.3</b>	-	<b>30</b>

Punt Returns ..... 1; Three Times: Last at Michigan State, 10/26/19  
 Punt Return Yards ..... 30; at Maryland, 9/27/19  
 Long Punt Return ..... 30 yards; at Maryland, 9/27/19

All-Purpose Yards ..... 109; Buffalo, 9/7/19



**JOHN DUNMORE** 8  
 Wide Receiver | 6-1 | 179  
 Freshman/Freshman  
 Fort Lauderdale, Fla./Chaminade-Madonna College Prep  
 Major: Division of Undergraduate Studies

» 2019

Season: Appeared in one game...One of 28 players to make their collegiate debut...One of 18 true freshmen to play.

at Maryland (9/27): Selected as the Coaching Staff's Developmental Squad Offensive Player of the Week. Michigan (10/19): Tabbed the coaching staff's Developmental Squad Offensive Player of the Week.



**BRYCE EFFNER** 72  
 Offensive Line | 6-5 | 297  
 Sophomore/Freshman  
 Aurora, Ill./Metea Valley  
 Major: Division of Undergraduate Studies

» 2019

Season: Appeared in three games.



**DVON ELLIES** 91  
 Defensive Tackle | 6-4 | 284  
 Freshman/Freshman  
 Burtonsville, Md./McDonogh School  
 Major: Division of Undergraduate Studies

» 2019

Season: Appeared in one game...One of 28 players to make their collegiate debut...One of 18 true freshmen to play.



**KEATON ELLIS** 2  
 Cornerback | 5-11 | 190  
 Freshman/Freshman  
 State College, Pa./State College Area  
 Major: Division of Undergraduate Studies

» 2019

Awards: Named to the Pro Football Focus Big Ten Team of the Week second team following the Michigan State game (10/26).

Season: Appeared in eight games...One of 28 players to make their collegiate debut...One of 18 true freshmen to play.

Rankings: Sits 33rd in the FBS and seventh in the Big Ten with 0.25 forced fumbles per game.

Idaho (8/31): Broke up a pass. Buffalo (9/7): Assisted on a tackle...Added a pass breakup. Pittsburgh (9/14): Recorded a solo tackle. at Maryland (9/27): Forced and recovered a fumble in fourth quarter...Added two tackles. at Iowa (10/12): Forced a fumble in the third quarter...Registered two tackles. Michigan (10/19): Assisted on a tackle. at Michigan State (10/26): Recorded a career-best three tackles...Returned a blocked field goal for eight yards.



» 2019 GAME-BY-GAME

Tackles (Solo-Assisted-Total)

IDAHO 0-0-0; BUFFALO 0-1-1; PITTSBURGH 1-0-1; at Maryland 2-0-2; PURDUE 0-0-0; at Iowa 2-0-2; MICHIGAN 0-1-1; at Michigan State 0-3-3.

» ELLIS' CAREER STATISTICS & GAME HIGHS

	UA-A	TK	FF	FR	I	PBU	SACK	TFL
2019	5-5	10	2	1	-	2	-	-
<b>CAREER</b>	<b>5-5</b>	<b>10</b>	<b>1</b>	<b>1</b>	<b>-</b>	<b>2</b>	<b>-</b>	<b>-</b>

Tackles ..... 3; at Michigan State, 10/26/19  
 Forced Fumbles ..... 1; Twice: Last at Iowa, 10/12/19  
 Fumble Recoveries ..... 1; at Maryland, 9/27/19  
 Pass Breakups ..... 1; Twice: Last Buffalo, 9/7/19  
**NOTE:** Returned a blocked field goal at Michigan State (8 yards) in 2019.



**NICK EURY** 40  
 Running Back | 5-9 | 212  
 Senior/Junior  
 Shavertown, Pa./Lake-Lehman  
 Major: Agribusiness Management

» 2019

Season: Appeared in one game.

**Idaho (8/31):** Gained 44 yards on six carries...Scored on an 8-yard run in the fourth quarter...Selected as the Coaching Staff's Developmental Squad Special Teams Player of the Week. **at Iowa (10/12):** Named the coaching staff's Developmental Squad Offensive Player of the Week.

» 2019 GAME-BY-GAME

Rushing (Carries-Yards-TD)

IDAHO 6-44-1; BUFFALO DNP; PITTSBURGH DNP; at Maryland DNP; PURDUE DNP; at Iowa DNP; MICHIGAN DNP; at Michigan State DNP.

» EURY'S CAREER STATISTICS & GAME HIGHS

	Att.-Yds.	Avg.	TD	LG	Rec.-Yds.	Avg.	TD	LG
2017	1-4	4.0	-	4	-	-	-	-
2018	-	-	-	-	-	-	-	-
2019	6-44	7.3	1	10	-	-	-	-
<b>CAREER</b>	<b>7-48</b>	<b>6.9</b>	<b>1</b>	<b>10</b>	<b>-</b>	<b>-</b>	<b>-</b>	<b>-</b>

Rushing Attempts ..... 6; Idaho, 8/31/19  
 Rushing Yards ..... 44; Idaho, 8/31/19  
 Rushing Touchdowns ..... 1; Idaho, 8/31/19  
 Longest Rush ..... 10; Idaho, 8/31/19



**DEVYN FORD** 28  
 Running Back | 5-11 | 194  
 Freshman/Freshman  
 Stafford, Va./North Stafford  
 Major: Division of Undergraduate Studies

» 2019

Season: Appeared in eight games...One of 28 players to make their collegiate debut...One of 18 true freshmen to play...Became the first PSU freshman to rush for 100 yards in a game since Saquon Barkley against Michigan State in 2018...Became the first PSU freshman to rush for 100 yards in a season opener since Curt Warner vs. Rutgers in 1979.

**Idaho (8/31):** Rushed for 107 yards on six carries...Scored on an 81-yard run in the second quarter...Added three catches for 6 yards...Became the first PSU freshman to rush for 100 yards in a game since Saquon Barkley against Michigan State in 2018...Became the first PSU freshman to rush for 100 yards in a season opener since Curt Warner vs. Rutgers in 1979.  
**Buffalo (9/7):** Had a 1-yard carry. **Pittsburgh (9/14):** Gained 9 yards on five carries...Scored on a 1-yard run...Added a 9-yard grab. **at Maryland (9/27):** Ran for 43 yards on seven carries...Had a 20-yard rush...Added a 15-yard reception. **Purdue (10/5):** Rushed for 38 yards on seven carries...Had a 20-yard rush. **at Iowa (10/12):** Gained 17 yards on four carries. **Michigan (10/19):** Had a 2-yard carry. **at Michigan State (10/26):** Rushed for 25 yards on six carries.

» 2019 GAME-BY-GAME

Rushing (Carries-Yards-TD)

IDAHO 6-107-1; BUFFALO 1-1-0; PITTSBURGH 5-9-1; at Maryland 7-43-0; PURDUE 7-38-0; at Iowa 4-17-0; MICHIGAN 1-2-0; at Michigan State 6-25-0.

Receiving (Receptions-Yards-TD)

IDAHO 3-6-0; BUFFALO 0-0-0; PITTSBURGH 1-9-0; at Maryland 1-15-0; PURDUE 0-0-0; at Iowa 0-0-0; MICHIGAN 0-0-0; at Michigan State 0-0-0.

» FORD'S CAREER STATISTICS & GAME HIGHS

	Att.-Yds.	Avg.	TD	LG	Rec.-Yds.	Avg.	TD	LG
2019	37-242	6.5	2	81	5-30	6.0	-	15
<b>CAREER</b>	<b>37-242</b>	<b>6.5</b>	<b>2</b>	<b>81</b>	<b>5-30</b>	<b>6.0</b>	<b>-</b>	<b>15</b>

Rushing Attempts ..... 7; Twice: Last Purdue, 10/5/19  
 Rushing Yards ..... 107; Idaho, 8/31/19  
 Rushing Touchdowns ..... 1; Twice: Last Pittsburgh, 9/14/19  
 Longest Rush ..... 81 yards; Idaho, 8/31/19  
 100-yard Rushing Games ..... 1; Idaho, 8/31/19  
 Receptions ..... 3; Idaho, 8/31/19  
 Receiving Yards ..... 15; at Maryland, 9/27/19  
 Longest Reception ..... 15; at Maryland, 9/27/19



**PAT FREIERMUTH** 87  
 Tight End/H-Back | 6-5 | 256  
 Sophomore/Sophomore  
 Merrimac, Mass./Brooks School  
 Major: Division of Undergraduate Studies

» CAREER NOTES & RECORDS

**Career:** Tied for ninth all-time at Penn State with 15 career touchdown receptions with current Penn State assistant head coach Terry Smith (1988-91), Joe Jurevicius (1994-97) and Mike Gesicki (2014-17)...Tied for the record for PSU career touchdown receptions by a tight end with Gesicki.

**Season: 2018:** Caught eight touchdowns, ranking No. 2 among PSU tight ends and tied for No. 10 overall in season receiving touchdowns...Set the program record for most receiving touchdowns by a freshman tight end (8).

**Game:** Is the ninth player (11 occasions), and first tight end, to catch at least three touchdown passes in a single game, joining Bobby Engram (twice), Allen Robinson (twice), Freddie Scott, Deon Butler, Tony Johnson, Graham Zug and DaeSean Hamilton...Is one of three freshmen (four occasions) in program history to have two touchdown receptions in a game (vs. Rutgers, 2018), joining Kyle Brady (vs. Cincinnati, 1991) and Deon Butler (vs. Central Michigan & Wisconsin, 2005).

» 2019

**Awards:** Named John Mackey Award Tight End of the Week following the Michigan State game (10/26)...Named Pro Football Focus National Team of the Week second team and Big Ten Team of the Week first team following the Michigan State game (10/26)...Earned Pro Football Focus Big Ten Team of the Week second team honors following the Michigan game (10/19)...Selected John Mackey Award Tight End of the Week following the Buffalo game (9/7)...Tabbed to the Pro Football Focus Big Ten Team of the Week after his performance against Buffalo (9/7)...Named to the preseason Mackey Award watch list.

**Season:** Made eight starts...Selected as a team captain...Has caught a pass in 20-straight games, dating back to the Pitt game (9/8/18).

**Rankings:** Ranks third in the Big Ten and 24th in the nation with seven touchdown receptions...Leads FBS tight ends with seven touchdown receptions.

**Idaho (8/31):** Caught a 25-yard pass in the second quarter. **Buffalo (9/7):** Hauled in a career-best eight receptions for a career-high 99 yards...Pulled in two touchdown catches...Selected as the coaching staff's Offensive Player of the Week. **Pittsburgh (9/14):** Made a 16-yard grab. **at Maryland (9/27):** Hauled in two catches for 22 yards. **Purdue (10/5):** Caught three passes for 16 yards...Hauled in a 7-yard touchdown in the second quarter. **at Iowa (10/12):** Grabbed two receptions for 25 yards. **Michigan (10/19):** Caught three passes for 28 yards...Scored on a 17-yard pass in the first quarter. **at Michigan State (10/26):** Had five receptions for 60 yards...Caught a career-high three touchdown receptions with 16-, 19- and 6-yard catches...Is the ninth player (11 occasions), and first tight

end, to catch at least three touchdown passes in a single game, joining Bobby Engram (twice), Allen Robinson (twice), Freddie Scott, Deon Butler, Tony Johnson, Graham Zug and DaeSean Hamilton...Tabbed the coaching staff's Offensive Player of the Week.

» 2019 GAME-BY-GAME

Receiving (Receptions-Yards-TD)

IDAHO 1-25-0; BUFFALO 8-99-2; PITTSBURGH 1-16-0; at Maryland 2-22-0; PURDUE 3-16-1; at Iowa 2-25-0; MICHIGAN 3-28-1; at Michigan State 5-60-3.

» FREIERMUTH'S CAREER STATISTICS & GAME HIGHS

	Att.-Yds.	Avg.	TD	LG	Rec.-Yds.	Avg.	TD	LG
2018	-	-	-	-	26-368	14.2	8	27
2019	-	-	-	-	25-291	11.6	7	28
<b>CAREER</b>	<b>-</b>	<b>-</b>	<b>-</b>	<b>-</b>	<b>51-659</b>	<b>12.9</b>	<b>15</b>	<b>28</b>

Receptions ..... 8; Buffalo, 9/7/19  
 Receiving Yards ..... 99; Buffalo, 9/7/19  
 Receiving Touchdowns ..... 3; at Michigan State, 10/26/19  
 Long Reception ..... 28 yards; Buffalo, 9/7/19  
 Multi-Touchdown Reception Games ..... 3; Last at Michigan State, 10/26/19  
 20-yard Receptions ..... 14; Last Buffalo (2), 9/7/19



**WILL FRIES** 71  
 Offensive Line | 6-6 | 313  
 Senior/Junior  
 Cranford, N.J./Cranford  
 Major: Economics

» 2019

**Awards:** Tabbed with the offensive line unit for the Joe Moore Award Midseason Honor Roll.

**Season:** Made eight starts at right tackle.

**Idaho (8/31):** Helped the Nittany Lions to gain 673 total yards, their third-most in a game since 1947...Sprung Nittany Lion rushers for 331 yards and seven touchdowns...Did not allow a sack while helping Sean Clifford to throw for 280 yards and two touchdowns and Will Levis to throw for 62 yards and a score...Aided Penn State to earn 35 first downs. **Buffalo (9/7):** Led the way for the Penn State offense to gain 357 total yards...Protected Sean Clifford as he threw for 279 yards and four touchdowns...Helped the Nittany Lions to score 38 points in the second half, including 28 in the third quarter. **Pittsburgh (9/14):** Helped the Nittany Lions to gain 389 yards, including 222 through the air...Led the way for Journey Brown's first career 100-yard game...Paved the way for rushing scores by Noah Cain and Devyn Ford...Tabbed the Coaching Staff's Offensive Player of the Week. **at Maryland (9/27):** Led the way as the Nittany Lions gained 613 yards, its third-most in a Big Ten game...Helped the Nittany Lions to throw for 421 yards, their most in a Big Ten contest...Aided PSU to gain 30 first downs...Helped Sean Clifford to throw for 398 yards, the third-most in program history, including a program-record 287 yards in the first half...Helped the Nittany Lions to score five rushing touchdowns. **Purdue (10/5):** Helped the Nittany Lion offense to gain 460 total yards...Led the way as Sean Clifford threw for three touchdowns and rushed for one score...Aided Clifford to record his fifth-straight 200-yard passing game...Helped Noah Cain to earn his first career 100-yard game with 105 yards and a touchdown...Paved the way for the PSU offense to score 21 points in the first quarter. **at Iowa (10/12):** Helped the Penn State offense to gain 294 total yards, including 177 on the ground...Led the way for Noah Cain's second-straight 100-yard rushing game and 5-yard score in the fourth quarter. **Michigan (10/19):** Helped the Nittany Lions gain 283 total yards, including 101 on the ground...Aided Sean Clifford to throw for three touchdowns...Led the way for Clifford's 2-yard rushing touchdown. **at Michigan State (10/26):** Led the way for Penn State to gain 302 total yards, including 189 through the air...Protected Sean Clifford to throw for a career-high-tying four touchdowns...Paved the way for Clifford to score on a two-point conversion.



**DANIEL GEORGE** 11  
Wide Receiver | 6-2 | 220  
Sophomore/Freshman  
Fort Washington, Md./Oxon Hill  
Major: Division of Undergraduate Studies

» CAREER NOTES & RECORDS

**Game:** Hauled in a 98-yard touchdown pass from Sean Clifford against Kent State (9/15/18) for the longest pass play and longest play from scrimmage in program history...Broke the previous longest pass record of 92 yards yards from Bill Hess to Bob Higgins in 1919...Broke the longest play from scrimmage record, set four different times on 92-yard plays, most recently a 92-yard run by Saquon Barkley vs. Washington in the 2017 Fiesta Bowl...Tied for the longest reception in the FBS in 2018.

» 2019

**Season:** Appeared in seven games, making one start...One of 13 Nittany Lions to make their first career start.

**Idaho (8/31):** Hauled in two receptions for 28 yards, including a 20-yard reception. **Purdue (10/5):** Caught two passes for 31 yards, including a 22-yard grab. **at Michigan State (10/26):** Made a 7-yard grab.

» 2019 GAME-BY-GAME

Receiving (Receptions-Yards-TD)

IDAHO 2-28-0; BUFFALO 0-0-0; PITTSBURGH DNP; at Maryland 0-0-0; PURDUE 2-31-0; at Iowa 0-0-0; MICHIGAN 0-0-0; at Michigan State 1-7-0.

» GEORGE'S CAREER STATISTICS & GAME HIGHS

	Att.-Yds.	Avg.	TD	LG	Rec.-Yds.	Avg.	TD	LG
2018	-	-	-	-	2-112	56.0	1	95
2019	-	-	-	-	5-66	13.2	-	22
<b>CAREER</b>	-	-	-	-	<b>7-178</b>	<b>25.4</b>	<b>1</b>	<b>95</b>

**Receptions:** ..... 2; Idaho, 8/31/19  
**Receiving Yards:** ..... 95; Kent State, 9/15/18  
**Receiving Touchdowns:** ..... 1; Kent State, 9/15/18  
**Long Reception:** ..... 95 yards; Kent State, 9/15/18



**BLAKE GILLIKIN** 93  
Punter/Kicker | 6-2 | 196  
Senior/Senior  
Smyrna, Ga./The Westminster Schools  
Major: Kinesiology

» CAREER NOTES & RECORDS

**Career:** Ranks No. 2 on Penn State's career punting average charts (43.09 ypp)...Has 48 career punts downed inside the opponent's 10-yard line (seven in 2016, 18 in 2017, 12 in 2018, 11 in 2019)...Is the only player in program history with six punts of 65 or more yards...Is the only player in PSU history with three 70-plus yard punts in a season or career.

**Season: 2018:** Set a program record with a 44.0 punting average. **2017:** Ranks No. 5 in program history with a 43.2 punting average. **2016:** Broke the Penn State freshman season punting average record with 42.8 yards per punt, surpassing the record set by Jeremy Kapinos in 2003 (41.9)...Ranks No. 9 on Penn State's single-season punting average chart with a 42.8 average.

**Game:** Averaged 51.2 yards per punt in the Citrus Bowl against Kentucky (1/1/19), Penn State's fifth-highest game punting average...Hit a 71-yard punt against Kentucky (1/1/19), which is tied for the seventh-longest punt in program history with Joe Colone at Syracuse in 1946 and John Bruno Jr. vs. Boston College in 1985...Hit a 70-yard punt at Rutgers (11/17/18), the ninth-longest in program history...His 48.7 punt average at Rutgers is tied with Jeremy Kapinos (vs. Boston College, 2003) for the 11th-best in program history...Hit a career-long punt of 74 yards against Michigan (11/3/18), which is tied with Anthony Fera (2010 vs. Iowa) for the fourth-longest punt in program history...Set the Penn State freshman record for punting average in a game with five kicks for an average of 50.8 yards in the Rose Bowl against USC (1/2/17).

**Bowl:** Averaged 51.2 yards per punt in the Citrus Bowl vs. Kentucky (1/1/19), which ranks second in Penn State bowl history behind Jeremy Boone's 51.4 average in the 2007 Alamo Bowl...Hit a 71-yard punt in the Citrus Bowl, the longest punt in the program's bowl history, breaking the record of 68 yards by Bob Campbell in the 1967 Gator Bowl...Set the Penn State freshman record for punting average in a game with five kicks for an average of 50.8 yards in the Rose Bowl against USC (1/2/17).

» 2019

**Awards:** Named Big Ten Special Teams Player of the Week following the Michigan State game (10/26)...Is a nominee for the Wuertel Trophy...Named the Big Ten Special Teams Player of the Week following the Iowa game (10/12)...Tabbed for the Ray Guy Award Ray's 8 Team following his performance at Iowa (10/12)...Selected for the Ray Guy Award Ray's 8 Team following his performance vs. Pittsburgh (9/14)...Named to the preseason Ray Guy Award watch list...Was a nominee for the Allstate AFCA Good Works Team...Selected as a semifinalist for the William V. Campbell Trophy...Named a candidate for the Senior CLASS Award.

**Season:** Appeared in eight games...Selected as a team captain.

**Rankings:** Ranks fifth in the Big Ten with a 42.2 punt average.

**Idaho (8/31):** Hit a 32-yard punt, which was fair caught at the Idaho 15. **Buffalo (9/7):** Averaged 41.2 yards per punt, including a 51-yard punt in the first quarter...Landed two punts inside the 20, including one at the Buffalo 4. **Pittsburgh (9/14):** Averaged 42.4 yards on seven punts...Landed a career-high six punts inside the 20 and one inside the 10...Hit a 53-yard punt in the second quarter. **at Maryland (9/27):** Had three punts, averaging 41.0 yards per punt...Hit a 52-yard punt. **Purdue (10/5):** Averaged 39.2 yards on five punts...Hit a 51-yard punt...Landed one punt at the Purdue 4. **at Iowa (10/12):** Averaged 42.1 yards per punt on seven punts...Hit a 62-yard punt in the third quarter, his 47th career punt over 50 yards and seventh career punt over 60 yards...Landed five punts inside the 20...Tied a career high with three punts inside the 10...Named the coaching staff's Special Teams Player of the Week. **Michigan (10/19):** Averaged 44.0 yards on eight punts...Landed four punts inside the 20, including two inside the 10...Hit a 60-yard punt in the third quarter. **at Michigan State (10/26):** Averaged a season-best 44.2 yards per punt on a career-high-tying eight punts...Landed five punts inside the 20, including three inside the 10...Hit a 58-yard punt in the first quarter...Selected as the coaching staff's Special Teams Player of the Week.

» GILLIKIN'S CAREER PUNTING STATISTICS & GAME HIGHS

	Punts	Yards	Avg.	I-20	FC	50+	LG	BLK
2016	61	2,611	42.8	22	18	13	69	--
2017	52	2,244	43.2	26	16	14	57	1
2018	64	2,813	44.0	20	13	15	74	2
2019	44	1,855	42.2	24	11	8	62	1
<b>CAREER</b>	<b>221</b>	<b>9,523</b>	<b>43.1</b>	<b>92</b>	<b>58</b>	<b>50</b>	<b>74</b>	<b>4</b>

**Punt Attempts:** ..... 8; Five Times: Last at Michigan State, 10/26/19  
**Punt Yards:** ..... 370; at Michigan, 11/3/18  
**Punt Average:** ..... 51.2; vs. Kentucky, 1/1/19  
**Longest Punt:** ..... 74; at Michigan, 11/3/18  
**Punts Inside the 20:** ..... 6; Pittsburgh, 9/14/19  
**Punts Inside the 10:** ..... 3; Seven Times: Last at Michigan State, 10/26/19  
**60+ yard punts:** ..... 8; Last Michigan (60), 10/19/19  
**70+ yard punts:** ..... 2; Last at Rutgers (70), 11/17/18

**NOTE:** Has one career rush for -10 yards (at Indiana, 2018)...Has two career tackles (vs. USC, 2016 and at Michigan, 2018).



**STEVEN GONZALEZ** 74  
Offensive Line | 6-4 | 341  
Graduate Student/Senior  
Union City, N.J./Union City  
Major: Rehabilitation and Human Services

» 2019

**Awards:** Tabbed with the offensive line unit for the Joe Moore Award Midseason Honor Roll...Earned Pro Football Focus Big Ten Team of the Week first team honors following the Michigan game (10/19)... Selected to the Pro Football Focus Big Ten Team of the Week second team after the Maryland (9/27) game...Named to the Pro Football Focus Big Ten Team of the Week second team following his performance vs. Pitt (9/14).

**Season:** Made eight starts at left guard...One of six players to have earned their degree entering the 2019 season...Graduated with a degree in history in December 2018.

**Idaho (8/31):** Helped the Nittany Lions to gain 673 total yards, their third-most in a game since 1947...Sprung Nittany Lion rushers for 331 yards and seven touchdowns...Did not allow a sack while helping Sean Clifford to throw for 280 yards and two touchdowns and Will Levis to throw for 62 yards and a score...Aided Penn State to earn 35 first downs. **Buffalo (9/7):** Led the way for the Penn State offense to gain 357 total yards... Protected Sean Clifford as he threw for 279 yards and four touchdowns... Helped the Nittany Lions to score 38 points in the second half, including 28 in the third quarter. **Pittsburgh (9/14):** Helped the Nittany Lions to gain 389 yards, including 222 through the air...Led the way for Journey Brown's first career 100-yard game...Paved the way for rushing scores by Noah Cain and Devyn Ford. **at Maryland (9/27):** Led the way as the Nittany Lions gained 613 yards, its third-most in a Big Ten game...Helped the Nittany Lions to throw for 421 yards, their most in a Big Ten contest... Aided PSU to gain 30 first downs...Helped Sean Clifford to throw for 398 yards, the third-most in program history, including a program-record 287 yards in the first half...Helped the Nittany Lions to score five rushing touchdowns. **Purdue (10/5):** Helped the Nittany Lion offense to gain 460 total yards...Led the way as Sean Clifford threw for three touchdowns and rushed for one score...Aided Clifford to record his fifth-straight 200-yard passing game...Helped Noah Cain to earn his first career 100-yard game with 105 yards and a touchdown...Paved the way for the PSU offense to score 21 points in the first quarter. **at Iowa (10/12):** Helped the Penn State offense to gain 294 total yards, including 177 on the ground...Led the way for Noah Cain's second-straight 100-yard rushing game and 5-yard score in the fourth quarter. **Michigan (10/19):** Helped the Nittany Lions gain 283 total yards, including 101 on the ground...Aided Sean Clifford to throw for three touchdowns...Led the way for Clifford's 2-yard rushing touchdown...Named the coaching staff's Offensive Player of the Week. **at Michigan State (10/26):** Led the way for Penn State to gain 302 total yards, including 189 through the air...Protected Sean Clifford to throw for a career-high-tying four touchdowns...Paved the way for Clifford to score on a two-point conversion.



**TRENT GORDON** 19  
Cornerback | 5-11 | 184  
Sophomore/Freshman  
Spring, Texas/Manvel  
Major: Division of Undergraduate Studies

» 2019

**Season:** Appeared in seven games.

**Idaho (8/31):** Recorded two tackles and a pass breakup. **Buffalo (9/7):** Collected three tackles. **Pittsburgh (9/14):** Made three stops. **Purdue (10/5):** Assisted on a tackle...Added a pass breakup. **at Iowa (10/12):** Recorded first career tackle for loss. **at Michigan State (10/26):** Collected two tackles.

» 2019 GAME-BY-GAME

Tackles (Solo-Assisted-Total)

IDAHO 2-0-2; BUFFALO 2-1-3; PITTSBURGH 1-2-3; at Maryland 0-0-0; PURDUE 0-1-1; at Iowa 1-0-1; MICHIGAN DNP; at Michigan State 1-1-2.

» GORDON'S CAREER STATISTICS & GAME HIGHS

	UA-A	TK	FF	FR	I	PBU	SACK	TFL
2018	0-1	1	-	-	-	-	-	-
2019	7-5	12	-	-	-	2	-	1.0-1
<b>CAREER</b>	<b>7-6</b>	<b>13</b>	-	-	-	<b>2</b>	-	<b>1.0-1</b>

**Tackles:** ..... 3; Twice: Last Pittsburgh, 9/14/19  
**Tackles for Loss:** ..... 1.0; at Iowa, 10/12/19  
**Pass Breakups:** ..... 1; Twice: Last Purdue, 10/5/19





**YETUR GROSS-MATOS** 99  
 Defensive End | 6-5 | 264  
 Junior/Junior  
 Spotsylvania, Va./Chancellor  
 Major: Criminology

» CAREER NOTES & RECORDS

**Season: 2018:** Became the 11th Nittany Lion to record 20 tackles for loss in a season (12th time)...Tied with Bruce Clark (1978), Todd Atkins (1994), LaVar Arrington (1999) and Aaron Maybin (2008) for the eighth-most tackles for loss in a season.

» 2019

**Awards:** Named as a semifinalist for the Bednarik Award...Tabbed as a quarterfinalist for the Lott Impact Trophy...Tabbed a Sporting News Midseason All-American...Named second-team Midseason AP All-American...Selected to the Pro Football Focus Big Ten Team of the Week second team following the Michigan game (10/26)...Selected to the Pro Football Focus Big Ten Team of the Week second team following the Iowa game (10/12)...Named to the Pro Football Focus Big Ten Team of the Week second team following his performance vs. Buffalo (9/7)...Tabbed on the preseason Bronko Nagurski Award watch list...Selected for the preseason Big Ten honors list, voted on by conference media members.

**Season:** Made eight starts.

**Rankings:** Ranks 36th in the country and sixth in the Big Ten with 0.69 sacks per game.

**Idaho (8/31):** Notched 2.5 sacks, while collecting three tackles...Selected as the Coaching Staff's Defensive Player of the Week. **Buffalo (9/7):** Registered three tackles, including a solo sack...Added a QB hurry. **at Maryland (9/27):** Recorded five tackles, including two tackles for loss...Had a QB hurry. **Purdue (10/5):** Collected two sacks...Added two QB hurries. **at Iowa (10/12):** Recorded five tackles...Had a solo tackle for loss. **Michigan (10/19):** Collected five tackles...Had a half-tackle for loss. **at Michigan State (10/26):** Recorded three tackles...Made a half-tackle for loss.

» 2019 GAME-BY-GAME

*Tackles (Solo-Assisted-Total)*

IDAHO 2-1-3; BUFFALO 2-1-3; PITTSBURGH 0-0-0; at Maryland 5-0-5; PURDUE 2-0-2; at Iowa 3-2-5; MICHIGAN 1-4-5; at Michigan State 1-2-3.

» GROSS-MATOS' CAREER STATISTICS & GAME HIGHS

	UA-A	TK	FF	FR	I	PBU	SACK	TFL
2017	5-12	17	-	1	-	-	1.5-7	2.0-8
2018	36-18	54	2	1	-	-	8.0-58	20.0-88
2019	16-10	26	-	-	-	-	5.5-45	9.5-52
<b>CAREER</b>	<b>57-40</b>	<b>97</b>	<b>2</b>	<b>2</b>	<b>-</b>	<b>-</b>	<b>15.0-110</b>	<b>31.5-148</b>

**Tackles** ..... 10; at Indiana, 10/20/18  
**Sacks** ..... 2.5; Idaho, 8/31/19  
**Tackles for Loss** ..... 4.0; Iowa, 10/27/18  
**Forced Fumbles** ..... 1; Twice: Last Wisconsin, 11/10/18  
**Fumble Recoveries** ..... 1; Twice: Last Wisconsin, 11/10/18  
**Games with 2 or More Sacks** ..... 4; Last Purdue (2.0), 10/5/19  
**Games with 2 or More Tackles for Loss** ..... 7; Last Purdue (2.0), 10/5/19  
**10+ Tackle Games** ..... 1; at Indiana, 10/20/18



**KJ HAMLER** 1  
 Wide Receiver | 5-9 | 176  
 Junior/Sophomore  
 Pontiac, Mich./IMG Academy (Fla.)  
 Major: Journalism

» CAREER NOTES & RECORDS

**Career:** Surpassed the 1,000-receiving yard mark for his career against Maryland (9/27/19), becoming the 33rd Penn State player to reach the 1,000-yard receiving mark...Ranks 19th all-time at Penn State with 1,317 receiving yards...Tied for 13th all-time at Penn State with 12 touchdown receptions...Ranks No. 11 all-time in kick return yards with 693...Ranks No. 9 on the career kickoff return list with a 24.56 average...Passed the 1,500 all-purpose yard mark against Idaho (8/31/19)...Went over the 2,000 all-purpose yard mark at Iowa (10/12/19)...Has 28 catches of 20 or more yards (16 in 2018, 12 in 2019), 12 catches of 30 or more yards (6 in 2018, 6 in 2019), seven catches for 40 or more yards (3 in 2018, 4 in 2019) and four catches of 50 or more yards (1 in 2018, 3 in 2019).

**Season: 2018:** Broke the Penn State freshman record for all-purpose yards with 1,417, topping the previous mark of 1,237 set by Saquon Barkley in 2015...Sits No. 18 on the program's season all-purpose yards list with 1,417 yards...Totalled 523 kickoff return yards to rank No. 6 in Penn State history...Ranks No. 18 on the program's season kickoff return average list with a 26.2 mark.

**Game:** Hauled in a 93-yard touchdown pass from Trace McSorley against Ohio State (9/29/18) for the second-longest in program history.

» 2019

**Awards:** Named a Maxwell Award Semifinalist...Selected Big Ten Offensive Player of the Week following the Michigan game (10/19)...Named to the Paul Hornung Award Honor Roll after the Michigan game...Selected to the Pro Football Focus National and Big Ten Team of the Week first team following the Michigan game...Named to the Pro Football Focus Big Ten Team of the Week second team following the Iowa game (10/12)...Selected to the Pro Football Focus Big Ten Team of the Week second team following the Purdue game (10/5)...Named to the Pro Football Focus Big Ten Team of the Week first team after the Maryland game (9/27)...Selected to the preseason Biletnikoff Award watch list...Tabbed on the preseason Paul Hornung Award watch list.

**Season:** Made eight starts...Has made at least one catch in all 21 games of his career...Has 12 catches of 20 or more yards, six catches of 30 or more yards, four catches of 40 or more yards and three catches of 50 or more yards...Has made at least one catch of 20 or more yards in 11-straight games dating back to the Rutgers game (11/17/18).

**Rankings:** Leads the Big Ten and ranks 13th in the nation with eight receiving touchdowns...Averages 77.5 receiving yards per game, good for fifth in the conference and 39th in the FBS...Is No. 7 in the Big Ten with 620 receiving yards...Sits No. 7 in the Big Ten with 4.6 receptions per contest...Is No. 5 in the Big Ten averaging 120.1 all-purpose yards per game...Sits sixth in the Big Ten in combined return yards (324), sixth in yards per kick return (21.4) and fifth in yards per punt return (5.5)...Is seventh in the conference with eight total touchdowns.

**Idaho (8/31):** Caught four passes for 115 yards...Connected with Sean Clifford for touchdown receptions of 36 and 21 yards...Caught four passes of 20 or more yards...Added a 16-yard rush and a 25-yard punt return...Earned the Coaching Staff's Offensive Player of the Week award. **Buffalo (9/7):** Made three catches for 62 yards, including a 45-yard reception...Added a 22-yard punt return. **Pittsburgh (9/14):** Recorded three catches for 68 yards...Had a 53-yard catch in the first quarter...Added 20- and 24-yard kick returns. **at Maryland (9/27):** Caught six passes for 108 yards...Earned his third career 100-yard game...Had a 58-yard touchdown reception in the first quarter...Went over the 1,000-receiving yard mark for his career, becoming the 33rd Penn State player to reach that mark. **Purdue (10/5):** Posted three catches for 41 yards...Scored on a 23-yard pass...Earned a career-best 37 punt return yards on six returns...Had a 26-yard punt return in the first quarter. **at Iowa (10/12):** Caught a career-high seven passes for 61 yards...Scored on a 22-yard pass in the second quarter...Returned three kickoffs for 48 yards. **Michigan (10/19):** Posted six catches for 108 yards to earn fourth career 100-yard game...Scored on 25- and 53-yard touchdowns for second career multi-touchdown reception game...Rushed for 6 yards on two carries, including a key 4-yard carry in the fourth quarter...Had kick returns of 25 and 40 yards...Tabbed the coaching staff's Offensive Player of the Week. **at Michigan State (10/26):** Caught five passes for 57 yards...Hauled in a 27-yard touchdown reception...Had a 4-yard rush...Had kick returns of 20 and 24 yards...Added a 6-yard punt return.

» 2019 GAME-BY-GAME

*Rushing (Carries-Yards-TD)*

IDAHO 1-16-0; BUFFALO 0-0-0; PITTSBURGH 0-0-0; at Maryland 0-0-0; PURDUE 2-(-9)-0; at Iowa 0-0-0; MICHIGAN 2-6-0; at Michigan State 1-4-0.

*Receiving (Receptions-Yards-TD)*

IDAHO 4-115-2; BUFFALO 3-62-0; PITTSBURGH 3-68-0; at Maryland 6-108-1; PURDUE 3-41-1; at Iowa 7-61-1; MICHIGAN 6-108-2; at Michigan State 5-57-1.

» HAMLER'S CAREER OFFENSIVE STATISTICS & GAME HIGHS

	Att.-Yds.	Avg.	TD	LG	Rec.-Yds.	Avg.	TD	LG
2018	3-33	11.0	1	32	42-754	17.9	5	93
2019	6-17	2.8	-	16	37-620	16.8	8	58
<b>CAREER</b>	<b>9-50</b>	<b>5.6</b>	<b>1</b>	<b>32</b>	<b>79-1,374</b>	<b>17.4</b>	<b>13</b>	<b>93</b>

**Receptions** ..... 7; at Iowa, 10/12/19  
**Receiving Yards** ..... 138; Ohio State, 9/29/18  
**Receiving Touchdowns** ..... 2; Twice: Last Michigan, 10/19/19  
**Long Reception** ..... 93 yards; Ohio State, 9/29/18  
**100-yard Receiving Games** ..... 4; Last Michigan (108), 10/19/19  
**2 or more Receiving Touchdowns** ..... 2; Last Michigan (2), 10/19/19  
**20-yard Receptions** ..... 28; Last at Michigan State (1), 10/26/19  
**30-yard Receptions** ..... 12; Last Michigan (1), 10/19/19  
**40-yard Receptions** ..... 7; Last Michigan (1), 10/19/19  
**50-yard Receptions** ..... 4; Last Michigan (1), 10/19/19

**Rushing Attempts** ..... 2; Twice: Last Michigan, 10/19/19  
**Rushing Yards** ..... 32; at Pittsburgh, 9/8/18  
**Rushing Touchdowns** ..... 1; at Pittsburgh, 9/8/18  
**Longest Rush** ..... 32 yards; at Pittsburgh, 9/8/18

» 2019 GAME-BY-GAME

*Kick Returns (Returns-Yards-TD-YPR)*

IDAHO 0-0-0-0; BUFFALO 0-0-0-0; PITTSBURGH 3-57-0-19.0; at Maryland 0-0-0-0; PURDUE 0-0-0-0; at Iowa 3-48-0-16.0; MICHIGAN 2-65-0-32.5; at Michigan State 2-44-0-22.0.

*Punt Returns (Returns-Yards-TD-YPR)*

IDAHO 4-28-0-7.0; BUFFALO 1-22-0-22.0; PITTSBURGH 1-5-0-5.0; at Maryland 3-0-0-0.0; PURDUE 6-37-0-6.2; at Iowa 1-5-0-5.0; MICHIGAN 3-7-0-2.3; at Michigan State 1-6-0-6.0.

» HAMLER'S CAREER KICK RETURN STATISTICS & GAME HIGHS

	No.	Yds.	Avg.	TD	LG
2018	20	523	26.2	-	67
2019	10	214	21.4	-	40
<b>CAREER</b>	<b>30</b>	<b>737</b>	<b>24.6</b>	<b>-</b>	<b>67</b>

**Kick Returns** ..... 3; Three Times: Last Pittsburgh, 9/14/19  
**Kick Return Yards** ..... 82; Iowa, 10/27/18  
**Long Kick Return** ..... 67 yards; Iowa, 10/27/18

» HAMLER'S CAREER PUNT RETURN STATISTICS & GAME HIGHS

	No.	Yds.	Avg.	TD	LG
2018	13	96	7.4	-	33
2019	20	110	5.5	-	26
<b>CAREER</b>	<b>33</b>	<b>206</b>	<b>6.2</b>	<b>-</b>	<b>33</b>

**Punt Returns** ..... 4; Idaho, 8/31/19  
**Punt Return Yards** ..... 37; Purdue, 10/5/19  
**Long Punt Return** ..... 33 yards; Kent State, 9/15/18  
**All-Purpose Yards** ..... 195; Ohio State, 9/29/18



**FRED HANSARD** 53  
 Defensive Tackle | 6-3 | 316  
 Junior/Sophomore  
 Burlington, N.J./The Hun School  
 Major: Journalism

» 2019

**Season:** Appeared in eight games.

**Buffalo (9/7):** Recorded a career-best three tackles...Made 1.5 stops for loss. **Pittsburgh (9/14):** Assisted on one tackle. **at Maryland (9/27):** Assisted on a tackle for loss. **Purdue (10/5):** Recorded first career sack. **at Iowa (10/12):** Assisted on two tackles...Helped on a tackle for loss. **at Michigan State (10/26):** Made a solo stop.

» 2019 GAME-BY-GAME

*Tackles (Solo-Assisted-Total)*

IDAHO 0-0-0; BUFFALO 2-1-3; PITTSBURGH 0-1-1; at Maryland 0-1-1; PURDUE 1-0-1; at Iowa 0-2-2; MICHIGAN 0-0-0; at Michigan State 1-0-1.

» HANSARD'S CAREER STATISTICS & GAME HIGHS

	UA-A	TK	FF	FR	I	PBU	SACK	TFL
2018	1-1	2	-	-	-	-	-	0.5-1
2019	4-5	9	-	-	-	-	1.0-8	3.5-12
<b>CAREER</b>	<b>5-6</b>	<b>11</b>	<b>-</b>	<b>-</b>	<b>-</b>	<b>-</b>	<b>1.0-8</b>	<b>4.0-13</b>

**Tackles** ..... 3; Buffalo, 9/7/19  
**Tackles for Loss** ..... 1.5; Buffalo, 9/7/19  
**Sacks** ..... 1.0; Purdue, 10/5/19






**DAEQUAN HARDY** 25  
 Cornerback | 5-9 | 170  
 Freshman/Freshman  
 Pittsburgh, Pa./Penn Hills  
 Major: Division of Undergraduate Studies

» 2019  
**Season:** Appeared in one game...One of 28 players to make their collegiate debut...One of 18 true freshmen to play.

**Purdue (10/5):** Named the coaching staff's Developmental Squad Defensive Player of the Week.



**DREW HARTLAUB** 37  
 Safety | 5-11 | 183  
 Junior/Sophomore  
 Hanover, Pa./South Western  
 Major: Security & Risk Analysis

» 2019  
**Season:** Appeared in eight games.

**Buffalo (9/7):** Made one tackle on punt coverage...Selected as the coaching staff's Developmental Squad Defensive Player of the Week.  
**Purdue (10/5):** Assisted on a tackle...Earned first career fumble recovery.  
**at Iowa (10/12):** Named the coaching staff's Developmental Squad Defensive Player of the Week. **at Michigan State (10/26):** Recorded a career-best two tackles, both on punt coverage...Selected as the coaching staff's Special Teams Player of the Week.

» 2019 GAME-BY-GAME

*Tackles (Solo-Assisted-Total)*  
 IDAHO 0-0-0; BUFFALO 0-1-1; PITTSBURGH 0-0-0; at Maryland 0-0-0; PURDUE 0-1-1; at Iowa 0-0-0; MICHIGAN 0-0-0; at Michigan State 1-1-2.

» HARTLAUB'S CAREER STATISTICS & GAME HIGHS

	UA-A	TK	FF	FR	I	PBU	SACK	TFL
2018	1-2	3	-	-	-	-	-	-
2019	1-3	4	-	1	-	-	-	-
CAREER	2-5	7	-	1	-	-	-	-

**Tackles** ..... 2; at Michigan State, 10/26/19  
**Fumble Recoveries** ..... 1; Purdue, 10/5/19



**AENEAS HAWKINS** 27  
 Defensive Tackle | 6-2 | 272  
 Sophomore/Freshman  
 Cincinnati, Ohio/Moeller  
 Major: Division of Undergraduate Studies

» 2019  
**Season:** Appeared in one game...One of 28 players to make their collegiate debut.



**MAC HIPPENHAMMER** 12  
 Wide Receiver | 5-11 | 182  
 Junior/Sophomore  
 Fort Wayne, Ind./R. Nelson Snider  
 Major: Criminology

» 2019  
**Season:** Appeared in six games...Plays outfield for the Penn State baseball team, hitting .272 in 2019.

**Idaho (8/31):** Returned two punts for 13 yards.

» 2019 GAME-BY-GAME

*Receiving (Receptions-Yards-TD)*  
 IDAHO 0-0-0; BUFFALO DNP; PITTSBURGH 0-0-0; at Maryland 0-0-0; PURDUE 0-0-0; at Iowa 0-0-0; MICHIGAN DNP; at Michigan State 0-0-0.

» HIPPENHAMMER'S CAREER STATISTICS & GAME HIGHS

	Att.-Yds.	Avg.	TD	LG	Rec.-Yds.	Avg.	TD	LG
2018	-	-	-	-	6-103	17.2	1	44
2019	-	-	-	-	-	-	-	-
CAREER	-	-	-	-	6-103	17.2	1	44

**Receptions** ..... 3; Michigan State, 10/13/18  
**Receiving Yards** ..... 44; at Illinois, 9/21/18  
**Receiving Touchdowns** ..... 1; at Pittsburgh, 9/8/18  
**Long Reception** ..... 44 yards; at Illinois, 9/21/18

» 2019 GAME-BY-GAME

*Punt Returns (Returns-Yards-TD-YPR)*  
 IDAHO 2-13-0-6.5; BUFFALO DNP; PITTSBURGH 0-0-0-0.0; at Maryland 0-0-0-0.0; PURDUE 0-0-0-0.0; at Iowa 0-0-0-0.0; MICHIGAN DNP; at Michigan State 0-0-0-0.0.

» HIPPENHAMMER'S CAREER PUNT RETURN STATISTICS & GAME HIGHS

	No.	Yds.	Avg.	TD	LG
2018	-	-	-	-	-
2019	2	13	6.5	-	7
CAREER	2	13	6.5	-	7

**Punt Returns** ..... 2; Idaho, 8/31/19  
**Punt Return Yards** ..... 13; Idaho, 8/31/19  
**Long Punt Return** ..... 7 yards; Idaho, 8/31/19



**C.J. HOLMES** 48  
 Safety | 6-0 | 216  
 Junior/Sophomore  
 Hamden, Conn./Cheshire Academy/Notre Dame  
 Major: African American Studies

» 2019  
**Season:** Appeared in six games...One of 33 players to make their Penn State debut.

**Buffalo (9/7):** Named the coaching staff's Developmental Squad Offensive Player of the Week. **at Maryland (9/27):** Made two tackles, including one on kick return coverage.

» 2019 GAME-BY-GAME

*Tackles (Solo-Assisted-Total)*  
 IDAHO DNP; BUFFALO 0-0-0; PITTSBURGH 0-0-0; at Maryland 2-0-2; PURDUE 0-0-0; at Iowa 0-0-0; MICHIGAN 0-0-0; at Michigan State DNP.

» C. HOLMES' CAREER STATISTICS & GAME HIGHS

	UA-A	TK	FF	FR	I	PBU	SACK	TFL
2019	2-0	2	-	-	-	-	-	-
CAREER	2-0	2	-	-	-	-	-	-

**Tackles** ..... 2; at Maryland, 9/27/19



**DES HOLMES** 75  
 Offensive Line | 6-5 | 315  
 Junior/Sophomore  
 Norristown, Pa./Cardinal O'Hara  
 Major: Journalism

» 2019  
**Awards:** Tabbed with the offensive line unit for the Joe Moore Award Midseason Honor Roll.

**Season:** Appeared in eight games.

**at Iowa (10/12):** Helped the Penn State offense to gain 294 total yards, including 177 on the ground...Led the way for Noah Cain's second-straight 100-yard rushing game and 5-yard score in the fourth quarter. **Michigan (10/19):** Helped the Nittany Lions gain 283 total yards, including 101 on the ground...Aided Sean Clifford to throw for three touchdowns...Led the way for Clifford's 2-yard rushing touchdown. **at Michigan State (10/26):** Led the way for Penn State to gain 302 total yards, including 189 through the air...Protected Sean Clifford to throw for a career-high-tying four touchdowns...Paved the way for Clifford to score on a two-point conversion.



**ADISA ISAAC** 20  
 Defensive End | 6-4 | 241  
 Freshman/Freshman  
 Brooklyn, N.Y./Canarsie  
 Major: Division of Undergraduate Studies

» 2019  
**Season:** Appeared in six games...One of 28 players to make their collegiate debut...One of 18 true freshmen to play.

**Idaho (8/31):** Made three stops, including one solo...Assisted on a tackle for loss. **Buffalo (9/7):** Assisted on two tackles. **at Maryland (9/27):** Recorded four tackles, including 2.5 tackles for loss...Collected 1.5 sacks...Had a career high for tackles for loss and recorded his first career sack...Forced a fumble in the fourth quarter, his first career forced fumble.  
**Purdue (10/5):** Secured two tackles. **Michigan (10/19):** Assisted on one tackle.

» 2019 GAME-BY-GAME

*Tackles (Solo-Assisted-Total)*  
 IDAHO 1-2-3; BUFFALO 0-2-2; PITTSBURGH DNP; at Maryland 3-1-4; PURDUE 0-2-2; at Iowa DNP; MICHIGAN 0-1-1; at Michigan State 0-0-0.

» ISAAC'S CAREER STATISTICS & GAME HIGHS

	UA-A	TK	FF	FR	I	PBU	SACK	TFL
2019	4-8	12	1	-	-	-	1.5-8	3.0-13
CAREER	4-8	12	1	-	-	-	1.5-8	3.0-13

**Tackles** ..... 4; at Maryland, 9/27/19  
**Tackles For Loss** ..... 2.5; at Maryland, 9/27/19  
**Sacks** ..... 1.5; at Maryland, 9/27/19  
**Forced Fumbles** ..... 1; at Maryland, 9/27/19



**DONOVAN JOHNSON** 3  
 Cornerback | 5-9 | 185  
 Junior/Sophomore  
 Detroit, Mich./Cass Tech  
 Major: Rehabilitation and Human Services

» 2019  
**Season:** Appeared in two games.

**Buffalo (9/7):** Recorded two tackles. **Pittsburgh (9/14):** Registered four tackles, including three solo.

» 2019 GAME-BY-GAME

*Tackles (Solo-Assisted-Total)*  
 IDAHO DNP; BUFFALO 1-1-2; PITTSBURGH 3-1-4; at Maryland DNP; PURDUE DNP; at Iowa DNP; MICHIGAN DNP; at Michigan State DNP.

» D. JOHNSON'S CAREER STATISTICS & GAME HIGHS

	UA-A	TK	FF	FR	I	PBU	SACK	TFL
2018	9-3	12	-	-	-	3	-	-
2019	4-2	6	-	-	-	-	-	-
CAREER	13-5	18	-	-	-	3	-	-

**Tackles** ..... 4; Twice: Last Pittsburgh, 9/14/19  
**Pass Breakups** ..... 1; Three Times: Last at Indiana, 10/20/18



**JAN JOHNSON** 36  
Linebacker | 6-2 | 231  
Graduate Student/Senior  
Mohnton, Pa./Governor Mifflin  
Major: Health Policy and Administration (3rd degree)

» 2019  
**Awards:** Selected as a Pro Football Focus Midseason All-American honorable-mention...Tabbed Pro Football Focus Big Ten Team of the Week second team following the Michigan State game (10/26)...Named to the Pro Football Focus National and Big Ten Team of the Week first team following his performance vs. Pitt (9/14).

**Season:** Made eight starts...Selected as a team captain...One of five players to have earned their degree entering the 2019 season...Graduated with his degree in psychology in August 2018...Graduated with his master's degree in management and organizational leadership in May 2019...Earned a scholarship on October 18, 2018.

**Idaho (8/31):** Registered two tackles. **Buffalo (9/7):** Set a career high with 14 tackles, including nine in the first half. **Pittsburgh (9/14):** Collected five tackles, including four solo...Earned his first career sack... Forced a fumble in the fourth quarter, the first in his career. **at Maryland (9/27):** Secured an interception to end Maryland's opening drive... Returned the interception for 17 yards...Added one tackle and one pass breakup. **Purdue (10/5):** Assisted on one tackle. **at Iowa (10/12):** Recorded two tackles...Recovered his first career fumble. **Michigan (10/19):** Collected two tackles...Added a QB hurry. **at Michigan State (10/26):** Posted six tackles, including two solo...Added a pass breakup.

» 2019 GAME-BY-GAME

*Tackles (Solo-Assisted-Total)*  
IDAHO 1-1-2; BUFFALO 1-13-14; PITTSBURGH 4-1-5; at Maryland 0-1-1; PURDUE 0-1-1; at Iowa 0-2-2; MICHIGAN 1-1-2; at Michigan State 2-4-6.

» J. JOHNSON'S CAREER STATISTICS & GAME HIGHS

	UA-A	TK	FF	FR	I	PBU	SACK	TFL
2016	1-1	2	-	-	-	-	-	-
2017	6-6	12	-	-	-	-	-	1.0-1
2018	42-30	72	-	-	1	1	0.5-1	1.5-4
2019	9-24	33	1	1	1	2	1.0-5	1.0-5
<b>CAREER</b>	<b>58-61</b>	<b>119</b>	<b>1</b>	<b>1</b>	<b>2</b>	<b>3</b>	<b>1.5-6</b>	<b>3.5-10</b>

**Tackles** ..... 14; Buffalo, 9/7/19  
**Tackles for Loss** ..... 1.0; Three Times: Last Pittsburgh, 9/14/19  
**Sacks** ..... 1.0; Pittsburgh, 9/14/19  
**Forced Fumbles** ..... 1; Pittsburgh, 9/14/19  
**Fumble Recoveries** ..... 1; at Iowa, 10/12/19  
**Interceptions** ..... 1; Twice: Last at Maryland, 9/27/19  
**Pass Breakups** ..... 1; Three Times: Last at Michigan State, 9/27/19  
**10+ Tackle Games** ..... 3; Last: Buffalo, 9/7/19  
*NOTE: Has one career kickoff return for 7 yards (Nebraska, 2018).*



**TJ JONES** 10  
Wide Receiver | 6-1 | 196  
Freshman/Freshman  
Lake City, Fla./Columbia  
Major: Division of Undergraduate Studies

» 2019  
**Season:** Appeared in one game...One of 28 players to make their collegiate debut...One of 18 true freshmen to play.



**DANIEL JOSEPH** 49  
Defensive End | 6-3 | 260  
Senior/Junior  
Brampton, Ont./Lake Forest Academy (Ill.)  
Major: Labor & Employment Relations

» 2019  
**Season:** Appeared in eight games.  
**Idaho (8/31):** Recorded two tackles, including a solo sack. **Buffalo (9/7):** Assisted on two tackles...Registered a half-tackle for loss. **at Maryland (9/27):** Secured two tackles.

» 2019 GAME-BY-GAME

*Tackles (Solo-Assisted-Total)*  
IDAHO 1-1-2; BUFFALO 0-2-2; PITTSBURGH 0-0-0; at Maryland 2-0-2; PURDUE 0-0-0; at Iowa 0-0-0; MICHIGAN 0-0-0; at Michigan State 0-0-0.

» JOSEPH'S CAREER STATISTICS & GAME HIGHS

	UA-A	TK	FF	FR	I	PBU	SACK	TFL
2017	5-5	10	1	-	-	-	2.5-9	2.5-9
2018	4-8	12	-	1	-	1	1.0-9	1.0-9
2019	3-3	6	-	-	-	-	1.0-2	1.5-3
<b>CAREER</b>	<b>12-16</b>	<b>28</b>	<b>1</b>	<b>1</b>	<b>-</b>	<b>1</b>	<b>4.5-20</b>	<b>5.0-21</b>

**Tackles** ..... 4; Twice: Last at Pittsburgh, 9/8/18  
**Tackles for Loss** ..... 2.0; Georgia State, 9/16/17  
**Sacks** ..... 1.0; Three Times: Last Idaho, 8/31/19  
**Forced Fumbles** ..... 1; Georgia State, 9/16/17  
**Fumble Recoveries** ..... 1; at Rutgers, 11/17/18  
**Pass Breakups** ..... 1; Kent State, 9/15/18



**CHARLIE KATSHIR** 45  
Linebacker | 6-3 | 229  
Sophomore/Freshman  
Camp Hill, Pa./Cumberland Valley  
Major: Division of Undergraduate Studies

» 2019  
**Season:** Appeared in seven games...One of 28 players to make their collegiate debut.

**at Maryland (9/27):** Recorded a QB hurry. **Purdue (10/5):** Registered first career tackle...Earned first career forced fumble in the fourth quarter. **Michigan (10/19):** Made a tackle on kickoff coverage.

» 2019 GAME-BY-GAME

*Tackles (Solo-Assisted-Total)*  
IDAHO 0-0-0; BUFFALO 0-0-0; PITTSBURGH 0-0-0; at Maryland 0-0-0; PURDUE 1-0-1; at Iowa DNP; MICHIGAN 1-0-1; at Michigan State 0-0-0.

» KATSHIR'S CAREER STATISTICS & GAME HIGHS

	UA-A	TK	FF	FR	I	PBU	SACK	TFL
2019	2-0	2	1	-	-	-	-	-
<b>CAREER</b>	<b>2-0</b>	<b>2</b>	<b>1</b>	<b>-</b>	<b>-</b>	<b>-</b>	<b>-</b>	<b>-</b>

**Tackles** ..... 1; Twice: Last Michigan, 10/19/19  
**Forced Fumbles** ..... 1; Purdue, 10/5/19



**HUNTER KELLY** 68  
Offensive Line/Defensive Line | 6-2 | 309  
Senior/Junior  
Langhorne, Pa./Neshaminy  
Major: Journalism

» 2019  
**Season:** Appeared in two games.



**ZACK KUNTZ** 82  
Tight End/H-Back | 6-7 | 243  
Sophomore/Freshman  
Camp Hill, Pa./Camp Hill  
Major: Division of Undergraduate Studies

» 2019  
**Season:** Appeared in eight games.

**Idaho (8/31):** Made an 8-yard grab. **at Maryland (9/27):** Had a career-long 10-yard reception.

» 2019 GAME-BY-GAME

*Receiving (Receptions-Yards-TD)*  
IDAHO 1-8-0; BUFFALO 0-0-0; PITTSBURGH 0-0-0; at Maryland 1-10-0; PURDUE 0-0-0; at Iowa 0-0-0; MICHIGAN 0-0-0; at Michigan State 0-0-0.

» KUNTZ'S CAREER OFFENSIVE STATISTICS & GAME HIGHS

	Att.-Yds.	Avg.	TD	LG	Rec.-Yds.	Avg.	TD	LG
2018	-	-	-	-	1-8	8.0	-	8
2019	-	-	-	-	2-18	9.0	-	10
<b>CAREER</b>	<b>-</b>	<b>-</b>	<b>-</b>	<b>-</b>	<b>3-26</b>	<b>8.7</b>	<b>-</b>	<b>10</b>

**Receptions** ..... 1; Three Times: Last at Maryland, 9/27/19  
**Receiving Yards** ..... 10; at Maryland, 9/27/19  
**Longest Reception** ..... 10 yards; at Maryland, 9/27/19



**WILL LEWIS** 7  
Quarterback | 6-3 | 229  
Sophomore/Freshman  
Madison, Conn./Xavier  
Major: Division of Undergraduate Studies

» 2019  
**Season:** Appeared in four games...One of 28 players to make their collegiate debut.

**Idaho (8/31):** Threw for 62 yards, completing 11-of-14 passes... Completed a 4-yard touchdown pass to Brenton Strange...Rushed for 21 yards on five carries. **at Maryland (9/27):** Completed three passes for 23 yards...Rushed for 38 yards on six carries...Scored two rushing touchdowns...Scored on 5- and 8-yard runs. **Purdue (10/5):** Rushed for 7 yards on two carries.

» 2019 GAME-BY-GAME

*Passing (Comp-Att-Yds-TD-INT)*  
IDAHO 11-14-62-1-0; BUFFALO 0-0-0-0-0; PITTSBURGH DNP; at Maryland 3-8-23-0-0; PURDUE 0-0-0-0-0; at Iowa DNP; MICHIGAN DNP; at Michigan State DNP.

*Rushing (Carries-Yards-TD)*  
IDAHO 5-21-0; BUFFALO 0-0-0; PITTSBURGH DNP; at Maryland 6-38-2; PURDUE 2-7-0; at Iowa DNP; MICHIGAN DNP; at Michigan State DNP.

» LEWIS' CAREER PASSING STATISTICS & GAME HIGHS

	C-A	Yds.	%	TD-INT	YPG	LG
2019	14-22	85	63.6	1-0	21.2	11
<b>CAREER</b>	<b>14-22</b>	<b>85</b>	<b>63.6</b>	<b>1-0</b>	<b>21.2</b>	<b>11</b>

**Pass Completions** ..... 11; Idaho, 8/31/19  
**Pass Attempts** ..... 14; Idaho, 8/31/19  
**Passing Yards** ..... 62; Idaho, 8/31/19  
**Passing Touchdowns** ..... 1; Idaho, 8/31/19  
**Long Pass** ..... 15; at Maryland, 9/27/19

» LEWIS' CAREER RUSHING STATISTICS & GAME HIGHS

	Att.-Yds.	Avg.	TD	LG	Rec.-Yds.	Avg.	TD	LG
2019	13-66	5.1	2	12	-	-	-	-
<b>CAREER</b>	<b>13-66</b>	<b>5.1</b>	<b>2</b>	<b>12</b>	<b>-</b>	<b>-</b>	<b>-</b>	<b>-</b>

**Rushing Attempts** ..... 6; at Maryland, 9/27/19  
**Rushing Yards** ..... 38; at Maryland, 9/27/19  
**Rushing Touchdowns** ..... 2; at Maryland, 9/27/19  
**Longest Rush** ..... 12; Idaho, 8/31/19  
**2 or more Rushing Touchdowns** ..... 1; at Maryland (2), 9/27/19



**JESSE LUKETA** 40  
Linebacker | 6-3 | 247  
Sophomore/Sophomore  
Ottawa, Ont./Mercyhurst Prep (Pa.)  
Major: Criminology

» 2019  
**Season:** Appeared in eight games, making one start...One of 13 Nittany Lions to make their first career start.

**Idaho (8/31):** Collected three tackles, including one solo...Assisted on a tackle for loss...Broke up a pass. **Buffalo (9/7):** Posted two tackles. **Pittsburgh (9/14):** Registered two tackles...Added a pass breakup. **at Maryland (9/27):** Recorded five tackles...Had one pass breakup. **Purdue (10/5):** Posted three tackles. **at Iowa (10/12):** Secured one tackle. **Michigan (10/19):** Assisted on one tackle...Had one pass breakup. **at Michigan State (10/26):** Secured one tackle.

» 2019 GAME-BY-GAME

*Tackles (Solo-Assisted-Total)*  
IDAHO 1-2-3; BUFFALO 0-2-2; PITTSBURGH 1-1-2; at Maryland 5-0-5; PURDUE 3-0-3; at Iowa 1-0-1; MICHIGAN 0-1-1; at Michigan State 0-1-1.

» LUKETA'S CAREER STATISTICS & GAME HIGHS

	UA-A	TK	FF	FR	I	PBU	SACK	TFL
2018	5-2	7	-	-	-	-	-	-
2019	11-7	18	-	-	-	4	-	0.5-1
<b>CAREER</b>	<b>16-9</b>	<b>25</b>	<b>-</b>	<b>-</b>	<b>-</b>	<b>4</b>	<b>-</b>	<b>0.5-1</b>

**Tackles** ..... 5; at Maryland, 9/27/19  
**Tackles for Loss** ..... 0.5; Pittsburgh, 9/14/19  
**Pass Breakups** ..... 1; Four Times: Last Michigan, 10/19/19





**ISAAC LUTZ** 85  
Wide Receiver | 5-11 | 193  
Senior/Junior  
Reading, Pa./Berks Catholic  
Major: Accounting

» 2019

**Season:** Appeared in eight games.

**Buffalo (9/7):** Tabbed the coaching staff's Special Teams Player of the Week. **at Maryland (9/27):** Hauled in a 15-yard grab, his first career catch. **Purdue (10/5):** Made a stop on kickoff coverage. **at Iowa (10/12):** Recorded a tackle on kickoff coverage. **at Michigan State (10/26):** Tied a career best with two tackles, both on kickoff coverage.

» 2019 GAME-BY-GAME

Receiving (Receptions-Yards-TD)

IDAHO 0-0-0; BUFFALO 0-0-0; PITTSBURGH 0-0-0; at Maryland 1-15-0; PURDUE 0-0-0; at Iowa 0-0-0; MICHIGAN 0-0-0; at Michigan State 0-0-0.

» LUTZ'S CAREER OFFENSIVE STATISTICS & GAME HIGHS

	Att.-Yds.	Avg.	TD	LG	Rec.-Yds.	Avg.	TD	LG
2017	-	-	-	-	-	-	-	-
2018	-	-	-	-	-	-	-	-
2019	-	-	-	-	1-15	15.0	-	15
<b>CAREER</b>	-	-	-	-	<b>1-15</b>	<b>15.0</b>	-	<b>15</b>

**Receptions:** ..... 1; at Maryland, 9/27/19  
**Receiving Yards:** ..... 15; at Maryland, 9/27/19  
**Long Reception:** ..... 15 yards; at Maryland, 9/27/19  
**NOTE:** Has six career tackles (2 vs. Kent State, 2018; 1 vs. Purdue, 2019; 1 vs. Iowa, 2019; 2 at Michigan State, 2019).



**COLTON MAXWELL** 89  
Wide Receiver | 6-0 | 194  
Senior/Junior  
Northampton, Pa./Northampton  
Major: Economics

» 2019

**Season:** Appeared in one game...One of 28 players to make their collegiate debut.

**at Iowa (10/12):** Named the coaching staff's Developmental Squad Special Teams Player of the Week.



**MICHAL MENET** 62  
Offensive Line | 6-4 | 313  
Senior/Junior  
Birdsboro, Pa./Exeter Township Senior  
Major: Psychology

» 2019

**Awards:** Tabbed with the offensive line unit for the Joe Moore Award Midseason Honor Roll...Selected to the Pro Football Focus Big Ten Team of the Week second team following the Purdue game (10/5)...Named to the preseason Rimington Trophy Watch List.

**Season:** Made eight starts at center...Selected as a team captain.

**Idaho (8/31):** Helped the Nittany Lions to gain 673 total yards, their third-most in a game since 1947...Sprung Nittany Lion rushers for 331 yards and seven touchdowns...Did not allow a sack while helping Sean Clifford to throw for 280 yards and two touchdowns and Will Levis to throw for 62 yards and a score...Aided Penn State to earn 35 first downs. **Buffalo (9/7):** Led the way for the Penn State offense to gain 357 total yards...Protected Sean Clifford as he threw for 279 yards and four touchdowns...Helped the Nittany Lions to score 38 points in the second half, including 28 in the third quarter. **Pittsburgh (9/14):** Helped the Nittany Lions to gain 389 yards, including 222 through the air...Led the way for Journey Brown's first career 100-yard game...Paved the way for rushing scores by Noah Cain and Devyn Ford. **at Maryland (9/27):** Led the way as the Nittany Lions gained 613 yards, its third-most in a Big Ten game...Helped the Nittany Lions to throw for 421 yards, their most in a Big Ten contest...Aided PSU to gain 30 first downs...Helped Sean Clifford to throw for 398 yards, the third-most in program history, including a program-record 287 yards in the first half...Helped the Nittany Lions to score five rushing touchdowns...Named the Coaching Staff's Offensive Player of the Week. **Purdue (10/5):** Helped the

Nittany Lion offense to gain 460 total yards...Led the way as Sean Clifford threw for three touchdowns and rushed for one score...Aided Clifford to record his fifth-straight 200-yard passing game...Helped Noah Cain to earn his first career 100-yard game with 105 yards and a touchdown...Paved the way for the PSU offense to score 21 points in the first quarter. **at Iowa (10/12):** Helped the Penn State offense to gain 294 total yards, including 177 on the ground...Led the way for Noah Cain's second-straight 100-yard rushing game and 5-yard score in the fourth quarter...Tabbed the coaching staff's Offensive Player of the Week. **Michigan (10/19):** Helped the Nittany Lions gain 283 total yards, including 101 on the ground...Aided Sean Clifford to throw for three touchdowns...Led the way for Clifford's 2-yard rushing touchdown. **at Michigan State (10/26):** Led the way for Penn State to gain 302 total yards, including 189 through the air...Protected Sean Clifford to throw for a career-high-tying four touchdowns...Paved the way for Clifford to score on a two-point conversion.



**MIKE MIRANDA** 73  
Offensive Line | 6-3 | 295  
Junior/Sophomore  
Stow, Ohio/Stow-Munroe Falls  
Major: Telecommunications

» 2019

**Awards:** Tabbed with the offensive line unit for the Joe Moore Award Midseason Honor Roll.

**Season:** Appeared in eight games, including six starts at right guard.

**Idaho (8/31):** Saw playing time on offense and special teams...Helped the Nittany Lions to gain 673 total yards, their third-most in a game since 1947...Sprung Nittany Lion rushers for 331 yards and seven touchdowns...Did not allow a sack while helping Sean Clifford to throw for 280 yards and two touchdowns and Will Levis to throw for 62 yards and a score...Aided Penn State to earn 35 first downs...Named the Coaching Staff's Offensive Player of the Week. **Buffalo (9/7):** Led the way for the Penn State offense to gain 357 total yards...Protected Sean Clifford as he threw for 279 yards and four touchdowns...Helped the Nittany Lions to score 38 points in the second half, including 28 in the third quarter. **Pittsburgh (9/14):** Helped the Nittany Lions to gain 389 yards, including 222 through the air...Led the way for Journey Brown's first career 100-yard game...Paved the way for rushing scores by Noah Cain and Devyn Ford. **at Maryland (9/27):** Led the way as the Nittany Lions gained 613 yards, its third-most in a Big Ten game...Helped the Nittany Lions to throw for 421 yards, their most in a Big Ten contest...Aided PSU to gain 30 first downs...Helped Sean Clifford to throw for 398 yards, the third-most in program history, including a program-record 287 yards in the first half...Helped the Nittany Lions to score five rushing touchdowns. **Purdue (10/5):** Helped the Nittany Lion offense to gain 460 total yards...Led the way as Sean Clifford threw for three touchdowns and rushed for one score...Aided Clifford to record his fifth-straight 200-yard passing game...Helped Noah Cain to earn his first career 100-yard game with 105 yards and a touchdown...Paved the way for the PSU offense to score 21 points in the first quarter. **at Iowa (10/12):** Helped the Penn State offense to gain 294 total yards, including 177 on the ground...Led the way for Noah Cain's second-straight 100-yard rushing game and 5-yard score in the fourth quarter. **Michigan (10/19):** Helped the Nittany Lions gain 283 total yards, including 101 on the ground...Aided Sean Clifford to throw for three touchdowns...Led the way for Clifford's 2-yard rushing touchdown. **at Michigan State (10/26):** Led the way for Penn State to gain 302 total yards, including 189 through the air...Protected Sean Clifford to throw for a career-high-tying four touchdowns...Paved the way for Clifford to score on a two-point conversion.



**PJ MUSTIPHER** 97  
Defensive Tackle | 6-4 | 311  
Sophomore/Sophomore  
Owings Mills, Md./McDonogh School  
Major: Division of Undergraduate Studies

» 2019

**Awards:** Selected to the Pro Football Focus National and Big Ten Teams of the Week second team following the Iowa game (10/12)...Named to the Pro Football Focus Big Ten Team of the Week second team following his performance vs. Buffalo (9/7).

**Season:** Appeared in eight games.

**Idaho (8/31):** Made a team-high four stops, including two solo tackles. **Buffalo (9/7):** Secured four tackles...Tied a career best with a solo tackle for loss. **Pittsburgh (9/14):** Assisted on a tackle. **at Maryland (9/27):** Recorded one tackle. **Purdue (10/5):** Collected a tackle for loss. **at Iowa (10/12):** Made a career-high seven tackles...Recorded a solo tackle for loss...Forced a fumble in the third quarter. **at Michigan State (10/26):** Posted three tackles.

» 2019 GAME-BY-GAME

Tackles (Solo-Assisted-Total)

IDAHO 2-2-4; BUFFALO 2-2-4; PITTSBURGH 0-1-1; at Maryland 1-0-1; PURDUE 1-0-1; at Iowa 4-3-7; MICHIGAN 0-0-0; at Michigan State 0-3-3.

» MUSTIPHER'S CAREER STATISTICS & GAME HIGHS

	UA-A	TK	FF	FR	I	PBU	SACK	TFL
2018	7-7	14	1	-	-	-	-	1.0-3
2019	10-11	21	1	-	-	-	-	3.0-15
<b>CAREER</b>	<b>17-18</b>	<b>35</b>	<b>2</b>	-	-	-	-	<b>4.0-18</b>

**Tackles:** ..... 7; at Iowa, 10/12/19  
**Tackles for Loss:** ..... 1.0; Four Times: Last at Iowa, 10/12/19  
**Forced Fumbles:** ..... 1; Twice: Last at Iowa, 10/12/19



**JUSTIN NEFF** 35  
Safety | 6-1 | 195  
Junior/Sophomore  
Mill Hall, Pa./Central Mountain  
Major: Criminology

» 2019

**Season:** Appeared in four games...One of 28 players to make their collegiate debut.

**Idaho (8/31):** Recorded two tackles, including one solo...Named the Coaching Staff's Developmental Squad Defensive Player of the Week. **Pittsburgh (9/14):** Earned the Coaching Staff's Developmental Squad Defensive and Special Teams Player of the Week honors. **at Maryland (9/27):** Selected the Coaching Staff's Developmental Squad Defensive Player of the Week.

» 2019 GAME-BY-GAME

Tackles (Solo-Assisted-Total)

IDAHO 1-1-2; BUFFALO 0-0-0; PITTSBURGH DNP; at Maryland 0-0-0; PURDUE 0-0-0; at Iowa DNP; MICHIGAN DNP; at Michigan State DNP.

» NEFF'S CAREER STATISTICS & GAME HIGHS

	UA-A	TK	FF	FR	I	PBU	SACK	TFL
2018	-	-	-	-	-	-	-	-
2019	1-1	2	-	-	-	-	-	-
<b>CAREER</b>	<b>1-1</b>	<b>2</b>	-	-	-	-	-	-

**Tackles:** ..... 2; Idaho, 8/31/19



**JAYSON OWEH** 28

Defensive End | 6-5 | 255  
Sophomore/Freshman  
Howell, N.J./Blair Academy  
Major: Division of Undergraduate Studies

» 2019

**Awards:** Named Big Ten Freshman of the Week following the Michigan State game (10/26)...Selected to the Pro Football Focus National Team of the Week second team and Big Ten Team of the Week first team following his performance at Michigan State (10/26).

**Season:** Appeared in eight games.

**Ranking:** Ranks seventh in the Big Ten and 33rd in the FBS averaging 0.25 forced fumbles per game...Tied an FBS game-high this season with two forced fumbles against Michigan State (10/26).

**Idaho (8/31):** Secured two tackles, including a solo sack. **Buffalo (9/7):** Collected three tackles...Added a QB hurry. **at Maryland (9/27):** Broke up a pass. **Purdue (10/5):** Recorded a solo sack. **Michigan (10/19):** Secured a solo tackle. **at Michigan State (10/26):** Posted three tackles... Notched two strip-sacks, recording his first career forced fumbles...Tied career highs with two tackles for loss and two sacks...Added two QB hurries.

» 2019 GAME-BY-GAME

*Tackles (Solo-Assisted-Total)*

IDAHO 2-0-2; BUFFALO 2-1-3; PITTSBURGH 0-0-0; at Maryland 0-0-0; PURDUE 1-0-1; at Iowa 0-0-0; MICHIGAN 1-0-1; at Michigan State 2-1-3.

» OWEH'S CAREER STATISTICS & GAME HIGHS

	UA-A	TK	FF	FR	I	PBU	SACK	TFL
2018	4-0	4	-	-	-	-	2.0-11	2.0-11
2019	8-2	10	2	-	-	1	4.0-36	4.0-36
<b>CAREER</b>	<b>12-2</b>	<b>14</b>	<b>2</b>	<b>-</b>	<b>-</b>	<b>1</b>	<b>6.0-47</b>	<b>6.0-47</b>

**Tackles** ..... 3; Three Times: Last at Michigan State, 10/26/19  
**Sacks** ..... 2.0; Twice, Last: at Michigan State, 10/26/19  
**Tackles for Loss** ..... 2.0; Twice, Last: at Michigan State, 10/26/19  
**Forced Fumbles** ..... 2; at Michigan State, 10/26/19  
**Pass Breakups** ..... 1; at Maryland, 9/27/19



**MICAH PARSONS** 11

Linebacker | 6-3 | 245  
Sophomore/Sophomore  
Harrisburg, Pa./Harrisburg  
Major: Criminology

» 2019

**Awards:** Tabbed a Semifinalist for the Butkus Award...Named a Semifinalist for the Bednarik Award...Named a Rivals Midseason All-American...Selected to the Pro Football Focus Big Ten Team of the Week first team following the Purdue game (10/5)...Named to the Pro Football Focus Big Ten Team of the Week second team following his performance vs. Pitt (9/14)...Tabbed on the preseason Bronko Nagurski Trophy watch list.

**Season:** Made eight starts.

**Idaho (8/31):** Recorded a solo tackle. **Buffalo (9/7):** Secured 10 tackles... Matched a career best with two tackles for loss. **Pittsburgh (9/14):** Collected nine tackles, including seven solo...Registered two tackles for loss...Added a pass breakup and a QB hurry...Selected as the Coaching Staff's Defensive Player of the Week. **at Maryland (9/27):** Secured two tackles. **Purdue (10/5):** Collected five tackles...Recorded two tackles for loss and a solo sack. **at Iowa (10/12):** Secured four tackles...Added a QB hurry. **Michigan (10/19):** Tied a career high with 14 tackles, including six solo...Eight of 14 tackles held Michigan to one or less yard...Named the coaching staff's Defensive Player of the Week. **at Michigan State (10/26):** Collected 12 tackles...Broke up a pass.

» 2019 GAME-BY-GAME

*Tackles (Solo-Assisted-Total)*

IDAHO 1-0-1; BUFFALO 2-8-10; PITTSBURGH 7-2-9; at Maryland 1-1-2; PURDUE 3-2-5; at Iowa 2-2-4; MICHIGAN 6-8-14; at Michigan State 4-8-12.

» PARSONS' CAREER STATISTICS & GAME HIGHS

	UA-A	TK	FF	FR	I	PBU	SACK	TFL
2018	48-35	83	2	-	-	-	1.5-12	5.0-22
2019	26-31	57	-	-	-	2	1.0-11	6.0-20
<b>CAREER</b>	<b>74-66</b>	<b>140</b>	<b>2</b>	<b>-</b>	<b>-</b>	<b>2</b>	<b>2.5-23</b>	<b>11.0-42</b>

**Tackles** ..... 14; Twice: Last Michigan, 10/19/19  
**Sacks** ..... 1.0; Twice: Last Purdue, 10/5/19  
**Tackles for Loss** ..... 2.0; Four Times: Last Purdue, 10/5/19  
**Forced Fumbles** ..... 1; Twice: Last vs. Kentucky, 1/1/19  
**Pass Breakups** ..... 1; Twice: Last at Michigan State, 10/26/19  
**10+ Tackle Games** ..... 4; Last: at Michigan State (12), 10/26/19



**JAKE PINEGAR** 92

Kicker | 6-2 | 195  
Sophomore/Sophomore  
Ankeny, Iowa/Ankeny Centennial  
Major: Division of Undergraduate Studies

» CAREER NOTES & RECORDS

**Career:** Ranks No. 9 on the career extra points made list with 92...Sits No. 9 in extra point percentage (.968)...Sits No. 15 on the career field goals made list with 21.

**Season: 2018:** Became the first Nittany Lion freshman and 13th player overall (15th occasion) to score 100 points in a season...Broke the Penn State freshman scoring record with 101 points, topping the previous mark of 99 by Kevin Kelly in 2005...Sits No. 6 in extra points made in a season with 53...Ranks No. 14 in a season with 101 points.

**Game:** Tied the Penn State record for extra points and extra point attempts in a game with 10 against Idaho (8/31/19)...Equaled the mark set by Charles Atherton vs. Gettysburg (1894) and Travis Forney vs. Akron (1999).

» 2019

**Season:** Appeared in eight games.

**Idaho (8/31):** Hit two field goals, connecting from 28 and 38 yards... Converted all 10 extra point attempts...Tied the Penn State record for extra points and extra point attempts in a game with 10... Equaled the mark set by Charles Atherton vs. Gettysburg (1894) and Travis Forney vs. Akron (1999). **Buffalo (9/7):** Converted a 32-yard field goal in the fourth quarter...Hit all six extra point attempts. **Pittsburgh (9/14):** Hit both extra point attempts. **at Maryland (9/27):** Converted all eight extra point attempts...Hit a 21-yard field goal to end the first half...Accounted for 11 points, earning his fourth career game accounting for 10 or more points. **Purdue (10/5):** Converted all five extra point attempts. **at Iowa (10/12):** Hit both extra point attempts...Made a 33-yard field goal in the third quarter. **Michigan (10/19):** Converted all four extra point attempts. **at Michigan State (10/26):** Connected on two extra point attempts.

» PINEGAR'S CAREER SCORING STATISTICS & GAME HIGHS

	FGM-A	%	0-19	20-29	30-39	40-49	50+	LG	XP	PTS
2018	16-24	66.6	1-1	5-5	5-7	5-11	-	49	53-55	101
2019	5-6	83.3	-	2-2	3-4	-	-	38	39-40	54
<b>CAREER</b>	<b>21-30</b>	<b>70.0</b>	<b>1-1</b>	<b>7-7</b>	<b>8-11</b>	<b>5-11</b>	<b>-</b>	<b>49</b>	<b>92-95</b>	<b>155</b>

**Points Scored** ..... 16; Idaho, 8/31/19  
**PATs Made** ..... 10; Idaho, 8/31/19  
**PATs Attempted** ..... 10; Idaho, 8/31/19  
**Field Goals Made** ..... 3; Twice: Last Wisconsin, 11/10/18  
**Field Goals Attempted** ..... 5; Wisconsin, 11/10/18  
**Longest Field Goal** ..... 49 yards; Twice: Last Wisconsin, 11/10/18  
**10+ Point Games** ..... 4; Last at Maryland (11), 9/27/19

» PINEGAR'S CAREER KICKOFF STATISTICS & GAME HIGHS

	KO	Yds.	Avg.	TB	OB
2018	3	184	61.3	0	0
2019	-	-	-	-	-
<b>CAREER</b>	<b>3</b>	<b>184</b>	<b>61.3</b>	<b>0</b>	<b>0</b>

**Kickoffs** ..... 3; Maryland, 11/24/18  
**Kickoff Yards** ..... 184; Maryland, 11/24/18  
**Kickoff Average** ..... 61.3; Maryland, 11/24/18

**NOTE:** Has one career tackle (vs. Maryland, 2018).



**JOEY PORTER JR.** 9

Cornerback | 6-2 | 180  
Freshman/Freshman  
Bakersfield, Calif./North Allegheny (Pa.)  
Major: Division of Undergraduate Studies

» 2019

**Season:** Appeared in three games...One of 28 players to make their collegiate debut...One of 18 true freshmen to play.

**at Maryland (9/27):** Broke up one pass. **Purdue (10/5):** Recorded first career tackle.

» 2019 GAME-BY-GAME

*Tackles (Solo-Assisted-Total)*

IDAHO 0-0-0; BUFFALO DNP; PITTSBURGH DNP; at Maryland 0-0-0; PURDUE 0-1-1; at Iowa DNP; MICHIGAN DNP; at Michigan State DNP.

» PORTER'S CAREER STATISTICS & GAME HIGHS

	UA-A	TK	FF	FR	I	PBU	SACK	TFL
2019	0-1	1	-	-	-	1	-	-
<b>CAREER</b>	<b>0-1</b>	<b>1</b>	<b>-</b>	<b>-</b>	<b>-</b>	<b>1</b>	<b>-</b>	<b>-</b>

**Tackles** ..... 1; Purdue, 10/5/19  
**Pass Breakups** ..... 1; Purdue, 10/5/19



**EVAN PRESTA** 58

Defensive Tackle | 6-3 | 288  
Junior/Sophomore  
Erie, Pa./Cathedral Prep  
Major: Economics

» 2019

**Season:** Appeared in one game.

**Idaho (8/31):** Tabbed as the Coaching Staff's Developmental Squad Defensive Player of the Week.



**JOHN REID** 29

Cornerback | 5-10 | 181  
5th/Senior  
Mount Laurel, N.J./St. Joseph's Prep (Pa.)  
Major: Data Sciences

» CAREER NOTES & RECORDS

**Career:** Ranks No. 12 all-time at Penn State with 34 passes defended (27 pbu, 7 int).

» 2019

**Awards:** Selected to the Pro Football Focus Big Ten Team of the Week first team honors following the Michigan game (10/19)...Named to the Pro Football Focus Big Ten Team of the Week first team after his performance against Buffalo (9/7).

**Season:** Made eight starts.

**Rankings:** Ranks No. 6 in the Big Ten with two interceptions and 0.3 interceptions per game.

**Idaho (8/31):** Made two solo stops...Picked off a pass in the third quarter and returned it 25 yards to setup a Penn State touchdown...Recorded his first full sack of his career in the first quarter...Tabbed as the Coaching Staff's Defensive Player of the Week. **Buffalo (9/7):** Picked off a pass in the third quarter and returned it 36 yards for a touchdown, his first career pick-six...Had Penn State's first pick-six since Amani Oruwariye vs. Kent State in 2016...Added four tackles, including two solo, and two pass breakups... Named the coaching staff's Defensive Player of the Week. **Pittsburgh (9/14):** Recorded three tackles...Assisted on one tackle for loss. **at Maryland (9/27):** Assisted on one tackle...Selected the Coaching Staff's Special Teams Player of the Week. **Purdue (10/5):** Collected two tackles and two pass breakups. **at Iowa (10/12):** Posted seven tackles. **Michigan (10/19):** Recorded six tackles, including two solo...Had a solo tackle for loss...Broke up a pass. **at Michigan State (10/26):** Assisted on one tackle.



» 2019 GAME-BY-GAME

Tackles (Solo-Assisted-Total)

IDAHO 2-0-2; BUFFALO 2-2-4; PITTSBURGH 2-1-3; at Maryland 0-1-1; PURDUE 1-1-2; at Iowa 4-3-7; MICHIGAN 4-2-6; at Michigan State 0-1-1.

» REID'S CAREER STATISTICS & GAME HIGHS

	UA-A	TK	FF	FR	I	PBU	SACK	TFL
2015	18-11	29	1	1	2	5	-	1.0-2
2016	23-13	36	-	1	1	9	0.5-3	5.0-19
2017								DNP - Injury
2018	17-7	24	-	-	2	8	-	1.0-2
2019	15-11	26	-	-	2	5	1.0-16	2.5-21
<b>CAREER</b>	<b>73-42</b>	<b>115</b>	<b>1</b>	<b>2</b>	<b>7</b>	<b>27</b>	<b>1.5-19</b>	<b>9.5-44</b>

**Tackles** ..... 8; at Indiana, 10/20/18  
**Sacks** ..... 1.0; Idaho, 8/31/19  
**Tackles for Loss** ..... 2.0; at Rutgers, 11/19/16  
**Forced Fumbles** ..... 1; vs. Maryland, 10/24/15  
**Fumble Recoveries** ..... 1; Twice: Last at Pittsburgh, 9/10/16  
**Interceptions** ..... 1; Six Times: Last Buffalo, 9/7/19  
**Long Interception Return** ..... 44 yards; Twice: Last Iowa, 10/27/18  
**Interception Return for Touchdown** ..... 36 yards; Buffalo, 9/7/19  
**Pass Breakups** ..... 3; Iowa, 10/27/18

NOTE: Owns 22 career punt returns for 166 yards (7.5 ypr), all coming in 2016.



**TYLER RUDOLPH** 21

Safety | 6-0 | 204  
 Freshman/Freshman  
 Waterbury, Conn./St. Thomas More  
 Major: Division of Undergraduate Studies

» 2019

Season: Appeared in one game...One of 28 players to make their collegiate debut...One of 18 true freshmen to play.



**ANTONIO SHELTON** 55

Defensive Tackle | 6-2 | 311  
 Senior/Junior  
 Westerville, Ohio/Westerville-North  
 Major: Journalism

» 2019

Season: Made eight starts.

**Idaho (8/31)**: Registered a solo tackle for loss. **Pittsburgh (9/14)**: Collected two tackles, including one for loss. **Purdue (10/5)**: Assisted on a sack. **at Iowa (10/12)**: Made two stops...Added a QB hurry. **Michigan (10/19)**: Secured two tackles, including one solo...Added a QB hurry. **at Michigan State (10/26)**: Posted one tackle.

» 2019 GAME-BY-GAME

Tackles (Solo-Assisted-Total)

IDAHO 1-0-1; BUFFALO 0-0-0; PITTSBURGH 2-0-2; at Maryland 0-0-0; PURDUE 0-1-1; at Iowa 0-2-2; MICHIGAN 1-1-2; at Michigan State 0-1-1.

» SHELTON'S CAREER STATISTICS & GAME HIGHS

	UA-A	TK	FF	FR	I	PBU	SACK	TFL
2017	1-5	6	-	-	-	-	1.0-4	2.5-7
2018	5-9	14	-	-	-	-	1.0-1	1.5-2
2019	4-5	9	-	-	-	-	0.5-3	2.5-9
<b>CAREER</b>	<b>10-19</b>	<b>29</b>	<b>-</b>	<b>-</b>	<b>-</b>	<b>-</b>	<b>2.5-8</b>	<b>6.5-18</b>

**Tackles** ..... 2; Eight Times: Last Michigan, 10/19/19  
**Tackles for Loss** ..... 1.0; Four Times: Last Pittsburgh, 9/14/19  
**Sacks** ..... 1.0; at Rutgers, 11/17/18



**JUSTIN SHORTER** 6

Wide Receiver | 6-4 | 235  
 Sophomore/Freshman  
 Monmouth Junction, N.J./South Brunswick  
 Major: Division of Undergraduate Studies

» 2019

Season: Appeared in seven games, making four starts...One of 13 Nittany Lions to make their first career start.

**Idaho (8/31)**: Hauled in three catches for 36 yards...Made a key block down field to spring Devyn Ford on an 81-yard touchdown run. **Buffalo (9/7)**: Made a 9-yard grab. **Pittsburgh (9/14)**: Caught two passes for 29 yards...Had a career-long 18-yard reception. **at Maryland (9/27)**: Hauled in a 14-yard catch. **at Iowa (10/12)**: Had a 12-yard catch. **at Michigan State (10/26)**: Made a 9-yard catch.

» 2019 GAME-BY-GAME

Receiving (Receptions-Yards-TD)

IDAHO 3-36-0; BUFFALO 1-9-0; PITTSBURGH 2-29-0; at Maryland 1-14-0; PURDUE DNP; at Iowa 1-12-0; MICHIGAN 0-0-0; at Michigan State 1-9-0.

» SHORTER'S CAREER OFFENSIVE STATISTICS & GAME HIGHS

SEASON	Att.-Yds.	Avg.	TD	LG	Rec.-Yds.	Avg.	TD	LG
2018	1-9	9.0	-	9	3-20	6.6	-	12
2019	-	-	-	-	9-109	12.1	-	18
<b>CAREER</b>	<b>1-9</b>	<b>9.0</b>	<b>-</b>	<b>9</b>	<b>12-129</b>	<b>10.8</b>	<b>-</b>	<b>18</b>

**Receptions** ..... 3; Idaho, 8/31/19  
**Receiving Yards** ..... 36; Idaho, 8/31/19  
**Longest Reception** ..... 18 yards; Pittsburgh, 9/14/19  
**Rushing Attempts** ..... 1; at Rutgers, 11/17/18  
**Rushing Yards** ..... 9; at Rutgers, 11/17/18  
**Longest Rush** ..... 9 yards; at Rutgers, 11/17/18



**MICHAEL SHUSTER** 15

Quarterback | 6-2 | 210  
 Senior/Junior  
 Camp Hill, Pa./Camp Hill  
 Major: Finance

» 2019

Season: Appeared in one game.

**Idaho (8/31)**: Earned playing time in the fourth quarter, leading a 7-play, 54-yard scoring drive.



**SHANE SIMMONS** 34

Defensive End | 6-3 | 259  
 Senior/Junior  
 Laurel, Md./DeMatha  
 Major: Communication Arts & Sciences

» 2019

Season: Appeared in eight games.

**Idaho (8/31)**: Assisted on two tackles. **Buffalo (9/7)**: Recorded a solo tackle for loss. **Pittsburgh (9/14)**: Matched a career best with four tackles, including three solo. **at Maryland (9/27)**: Collected three tackles...Assisted on a tackle for loss. **Purdue (10/5)**: Secured one tackle. **at Michigan State (10/26)**: Assisted on one tackle.

» 2019 GAME-BY-GAME

Tackles (Solo-Assisted-Total)

IDAHO 0-2-2; BUFFALO 1-0-1; PITTSBURGH 3-1-4; at Maryland 1-2-3; PURDUE 1-0-1; at Iowa 0-0-0; MICHIGAN 0-0-0; at Michigan State 0-1-1.

» SIMMONS' CAREER STATISTICS & GAME HIGHS

	UA-A	TK	FF	FR	I	PBU	SACK	TFL
2017	8-7	15	-	-	-	-	1.0-1	4.5-13
2018	4-5	9	-	-	-	-	-	-
2019	6-6	12	-	-	-	-	-	1.5-4
<b>CAREER</b>	<b>18-18</b>	<b>36</b>	<b>-</b>	<b>-</b>	<b>-</b>	<b>-</b>	<b>1.0-1</b>	<b>6.0-17</b>

**Tackles** ..... 4; Twice: Last Pittsburgh, 9/14/19  
**Tackles for Loss** ..... 1.0; Four Times: Last Buffalo, 9/7/19  
**Sacks** ..... 1.0; at Michigan State, 11/4/17



**RICKY SLADE** 3

Running Back | 5-9 | 198  
 Sophomore/Sophomore  
 Woodbridge, Va./C.D. Hylton  
 Major: Division of Undergraduate Studies

» 2019

Season: Made eight appearances, including four starts...One of 13 Nittany Lions to make their first career start.

**Idaho (8/31)**: Rushed for 9 yards on five carries...Scored on a 1-yard run in the first quarter...Added a 26-yard catch. **Buffalo (9/7)**: Gained 8 yards on three carries. **Pittsburgh (9/14)**: Ran for 4 yards on four carries...Had two catches for 42 yards, including a career-long 40 yard reception. **at Maryland (9/27)**: Gained 28 yards on eight carries...Scored on a 3-yard run in the first quarter...Caught three passes for 22 yards. **Purdue (10/5)**: Ran for 2 yards...Caught one pass. **at Iowa (10/12)**: Gained 8 yards on four carries. **Michigan (10/19)**: Rushed for 48 yards on three carries...Had a 44-yard rush in the first quarter...Caught two passes for 2 yards. **at Michigan State (10/26)**: Had four carries for 12 yards.

» 2019 GAME-BY-GAME

Rushing (Carries-Yards-TD)

IDAHO 5-9-1; BUFFALO 3-8-0; PITTSBURGH 4-4-0; at Maryland 8-28-1; PURDUE 4-2-0; at Iowa 4-8-0; MICHIGAN 3-48-0; at Michigan State 4-12-0.

Receiving (Receptions-Yards-TD)

IDAHO 1-26-0; BUFFALO 0-0-0; PITTSBURGH 2-42-0; at Maryland 3-22-0; PURDUE 1-(-1)-0; at Iowa 0-0-0; MICHIGAN 2-2-0; at Michigan State 1-(-4)-0.

» SLADE'S CAREER STATISTICS & GAME HIGHS

	Att.-Yds.	Avg.	TD	LG	Rec.-Yds.	Avg.	TD	LG
2018	45-257	5.7	6	61	1-12	12.0	-	12
2019	35-119	3.4	2	44	10-87	8.7	-	40
<b>CAREER</b>	<b>80-376</b>	<b>4.7</b>	<b>8</b>	<b>61</b>	<b>11-99</b>	<b>9.0</b>	<b>-</b>	<b>26</b>

**Rushing Attempts** ..... 10; at Illinois, 9/21/18  
**Rushing Yards** ..... 94; at Illinois, 9/21/18  
**Rushing Touchdowns** ..... 2; Twice: Last Maryland, 11/24/18  
**Longest Rush** ..... 61 yards; at Illinois, 9/21/18  
**2 or More Rushing Touchdowns** ..... 2 games; Last Maryland (2), 11/24/18

**Receptions** ..... 3; at Maryland, 9/27/19  
**Receiving Yards** ..... 42; Pittsburgh, 9/14/19  
**Longest Reception** ..... 40 yards; Pittsburgh, 9/14/19



**BRANDON SMITH** 12

Linebacker | 6-3 | 240  
 Freshman/Freshman  
 Louisa, Va./Louisa County  
 Major: Division of Undergraduate Studies

» 2019

Season: Appeared in eight games...One of 28 players to make their collegiate debut...One of 18 true freshmen to play.

**Idaho (8/31)**: Recorded three solo stops, including a tackle for loss. **Buffalo (9/7)**: Posted three tackles. **at Maryland (9/27)**: Collected two tackles. **Purdue (10/5)**: Made a career-high four stops, including two solo tackles. **at Michigan State (10/26)**: Had a QB hurry.

» 2019 GAME-BY-GAME


Tackles (Solo-Assisted-Total)

IDAHO 3-0-3; BUFFALO 0-3-3; PITTSBURGH 0-0-0; at Maryland 2-0-2; PURDUE 2-2-4; at Iowa 0-0-0; MICHIGAN 0-0-0; at Michigan State 0-0-0.

» SMITH'S CAREER STATISTICS & GAME HIGHS

	UA-A	TK	FF	FR	I	PBU	SACK	TFL
2019	7-5	12	-	-	-	-	-	1.0-2
<b>CAREER</b>	<b>7-5</b>	<b>12</b>	<b>-</b>	<b>-</b>	<b>-</b>	<b>-</b>	<b>-</b>	<b>1.0-2</b>

**Tackles** ..... 4; Purdue, 10/5/19  
**Tackles for Loss** ..... 1.0; Idaho, 8/31/19



**CHRIS STOLL** 91  
 Long Snapper | 6-2 | 245  
 Junior/Sophomore  
 Westerville, Ohio/St. Francis DeSales  
 Major: Kinesiology

» 2019  
**Season:** Appeared in eight games...One of 13 Nittany Lions to make their first career start...One of 28 players to make their collegiate debut.

**Idaho (8/31):** Helped Jake Pinegar to hit two field goals and 10 extra point attempts, tying a Nittany Lion record for extra points and extra point attempts. **Buffalo (9/7):** Aided Jake Pinegar in converting a 32-yard field goal and all six extra point attempts...Helped Blake Gillikin to average 41.2 yards per punt while landing two inside the 20 and one inside the 10. **Pittsburgh (9/14):** Helped Jordan Stout to hit a Penn State-record 57-yard field goal in the second quarter...Aided Jake Pinegar to convert both of his extra point attempts...Helped Blake Gillikin to average 42.4 yards per punt and land six inside the 20. **at Maryland (9/27):** Aided Jake Pinegar to hit all eight extra point attempts and a 21-yard field goal...Helped Blake Gillikin to average 41.0 yards per punt, including a 52-yard punt. **Purdue (10/5):** Helped Jake Pinegar to convert all five extra point attempts...Aided Blake Gillikin to hit a 51-yard punt and land a punt at the Purdue 4. **at Iowa (10/12):** Aided Blake Gillikin to average 42.1 yards per punt, including a 62-yard punt...Helped Gillikin to land five punts inside the 20 and a career-high-tying three punts inside the 10... Helped Jake Pinegar to hit both extra point attempts and a 33-yard field goal. **Michigan (10/19):** Made a tackle on punt coverage...Helped Blake Gillikin to average 44.0 yards per punt...Aided Gillikin to land four punts inside the 20 and two inside the 10...Helped Jake Pinegar to hit all four extra-point attempts. **at Michigan State (10/26):** Recorded a tackle on punt coverage...Helped Blake Gillikin to average a season-best 44.2 yards per punt, including five punts inside the 20 and three punts inside the 10...Aided Jake Pinegar to convert two extra point attempts.



**JORDAN STOUT** 98  
 Kicker/Punter | 6-3 | 205  
 Junior/Sophomore  
 Cedar Bluff, Va./Honaker/Virginia Tech  
 Major: Telecommunications

» CAREER NOTES & RECORDS  
**Season: 2019:** Became the first Penn State kicker with multiple 50-yard field goals since Kevin Kelly in 2008 (52 yards vs. Syracuse; 50 yards at Wisconsin).

**Game:** Hit a program-record 57-yard field goal in the second quarter against Pittsburgh (9/14/19)...The 57-yard field goal tied a Beaver Stadium, equaling a 57-yard kick by Ohio's Gary Homer in 1973...The 57-yard field goal is also tied for the 12th-longest in Big Ten history...Crushed 12 touchbacks on kickoffs against Idaho (8/31/19), the most by a Nittany Lion since the kickoff spot was moved to the 35-yard line in 2011...Hit a 53-yard field goal against Idaho, Penn State's longest since Sam Ficken hit a 54-yarder vs. Kent State in 2013...Booted 12 touchbacks on kickoffs, the most at Penn State since the kickoff spot was moved to the 35-yard line in 2011.

» 2019  
**Season:** Appeared in eight games...One of 33 players to make their Penn State debut...Transferred from Virginia Tech.

**Rankings:** Sits fourth in the FBS with 41 touchbacks.

**Idaho (8/31):** Converted a 53-yard field goal in the first quarter, the sixth-longest in Penn State history and the program's longest since Sam Ficken connected on a 54-yard kick vs. Kent State in 2013...Crushed 12 touchbacks on kickoffs, the most by a Nittany Lion since 2011...Selected as the Coaching Staff's Special Teams Player of the Week. **Buffalo (9/7):** All eight kickoffs resulted in touchbacks. **Pittsburgh (9/14):** Knocked in a school-record 57-yard field goal in the closing seconds of the second quarter...The 57-yard field goal tied a Beaver Stadium, equaling a 57-yard kick by Ohio's Gary Homer in 1973...The 57-yard field goal is also tied for the 12th-longest in Big Ten history...All four kickoffs resulted in touchbacks...Selected as the Coaching Staff's Special Teams Player of the Week. **at Maryland (9/27):** Six of his nine kickoffs resulted in touchbacks...Averaged 61.6 yards per kickoff. **Purdue (10/5):** Had four

touchbacks...Averaged 63.0 yards per kickoff. **at Iowa (10/12):** Averaged 65.0 yards per kickoff, including two touchbacks. **Michigan (10/19):** Averaged 64.2 yards per kickoff, including four touchbacks. **at Michigan State (10/26):** Averaged 62.0 yards per kickoff, including one touchback.

» STOUT'S CAREER KICKOFF STATISTICS & GAME HIGHS

	KO	Yds.	Avg.	TB	OB
2018*	71	4,565	64.3	60	2
2019	54	3,413	63.2	41	2
CAREER	125	7,978	63.8	101	4

**Kickoffs** ..... 13; Idaho, 8/31/19  
**Kickoff Yards** ..... 820; Idaho, 8/31/19  
**Kickoff Average** ..... 65.0; Nine Times: Last at Iowa; 10/12/19  
**Touchbacks** ..... 12; Idaho, 8/31/19

» STOUT'S CAREER SCORING STATISTICS & GAME HIGHS

	FGM-A	%	0-19	20-29	30-39	40-49	50+	LG	XP	PTS
2018*	0-1	0.0	-	-	-	0-1	-	-	4-4	4
2019	2-3	66.6	-	-	-	-	2-3	57	-	6
CAREER	2-4	50.0	-	-	-	0-1	2-3	57	4-4	10

**Points Scored** ..... 3; Twice: Last Pittsburgh, 9/14/19  
**PATs Made** ..... 2; Twice: Last William & Mary, 9/8/18\*  
**PATs Attempted** ..... 2; Twice: Last William & Mary, 9/8/18\*  
**Field Goals Made** ..... 1; Twice: Last Pittsburgh, 9/4/19  
**Field Goals Attempted** ..... 1; Four Times: Last at Maryland, 9/27/19  
**Longest Field Goal** ..... 57 yards; Twice: Last Pittsburgh, 9/14/19  
**50+ yard Field Goals** ..... 2; Last Pittsburgh (57 yards), 9/14/19

\* At Virginia Tech (2017-18).



**BRENTON STRANGE** 86  
 Tight End/H-Back | 6-3 | 233  
 Freshman/Freshman  
 Parkersburg, W.Va./Parkersburg  
 Major: Division of Undergraduate Studies

» 2019  
**Season:** Appeared in two games...One of 28 players to make their collegiate debut...One of 18 true freshmen to play.

**Idaho (8/31):** Caught a 4-yard touchdown pass from Will Levis in the fourth quarter.

» 2019 GAME-BY-GAME  
 Receiving (Receptions-Yards-TD)  
 IDAHO 1-4-1; BUFFALO DNP; PITTSBURGH DNP; at Maryland DNP; PURDUE DNP; at Iowa DNP; MICHIGAN DNP; at Michigan State 0-0-0.

» STRANGE'S CAREER STATISTICS & GAME HIGHS

	Att.-Yds.	Avg.	TD	LG	Rec.-Yds.	Avg.	TD	LG
2019	-	-	-	-	1-4	4.0	1	4
CAREER	-	-	-	-	1-4	4.0	1	4

**Receptions** ..... 1; Idaho, 8/31/19  
**Receiving Yards** ..... 4; Idaho, 8/31/19  
**Receiving Touchdowns** ..... 1; Idaho, 8/31/19  
**Long Reception** ..... 4; Idaho, 8/31/19



**CAM SULLIVAN-BROWN** 81  
 Wide Receiver | 6-0 | 194  
 Junior/Sophomore  
 Bowie, Md./Saint Vincent Pallotti  
 Major: Journalism

» 2019  
**Season:** Appeared in four games.

**Idaho (8/31):** Hauled in two catches for 13 yards. **Pittsburgh (9/14):** Caught an 8-yard pass. **at Maryland (9/27):** Had career highs of five catches for 35 yards.

» 2019 GAME-BY-GAME  
 Receiving (Receptions-Yards-TD)  
 IDAHO 2-13-0; BUFFALO 0-0-0; PITTSBURGH 1-8-0; at Maryland 5-35-0; PURDUE DNP; at Iowa DNP; MICHIGAN DNP; at Michigan State DNP.

» SULLIVAN-BROWN'S CAREER STATISTICS & GAME HIGHS

	Att.-Yds.	Avg.	TD	LG	Rec.-Yds.	Avg.	TD	LG
2018	-	-	-	-	4-49	12.3	-	22
2019	-	-	-	-	8-56	7.0	-	14
CAREER	-	-	-	-	12-105	8.8	-	22

**Receptions** ..... 5; at Maryland, 9/27/19  
**Receiving Yards** ..... 35; at Maryland, 9/27/19  
**Longest Reception** ..... 22 yards; at Indiana, 10/20/18



**JONATHAN SUTHERLAND** 26  
 Safety | 5-11 | 201  
 Junior/Sophomore  
 Ottawa, Ont./Episcopal (Va.)  
 Major: Labor and Employment Relations

» CAREER NOTES AND RECORDS  
**Game:** Blocked two punts against Idaho (8/31), marking the first time Penn State blocked two punts in a game since 2000 vs. Louisiana Tech... Two blocked punts in a game is tied for the fourth-most in FBS history... Joins Houston's Keith Corbin (vs. Prairie View A&M) as the only FBS players with two blocked punts in a game (2019).

» 2019  
**Season:** Appeared in eight games...Selected as a team captain...Blocked two punts against Idaho (8/31), marking the first time Penn State blocked two punts in a game since 2000 vs. Louisiana Tech...Two blocked punts in a game is tied for the fourth-most in FBS history.

**Rankings:** Leads the FBS with two blocked kicks this season...Joins Houston's Keith Corbin (vs. Prairie View A&M) as the only FBS players with two blocked punts in a game this season.

**Idaho (8/31):** Collected three tackles, including two solo...Added a pass breakup...Blocked two punts in the second quarter, recording Penn State's first blocked punt since Juwan Johnson against Rutgers in 2016...Tabbed as the Coaching Staff's Special Teams Player of the Week. **Buffalo (9/7):** Registered three tackles, including a half-tackle for loss. **Pittsburgh (9/14):** Recorded five stops, including four solo...Made two tackles on punt coverages...Tabbed the Coaching Staff's Special Teams Player of the Week. **at Maryland (9/27):** Collected three tackles. **Purdue (10/5):** Assisted on a tackle. **at Iowa (10/12):** Posted one tackle. **Michigan (10/19):** Secured three tackles. **at Michigan State (10/26):** Recorded two tackles.

» 2019 GAME-BY-GAME  
 Tackles (Solo-Assisted-Total)  
 IDAHO 2-1-3; BUFFALO 0-3-3; PITTSBURGH 4-1-5; at Maryland 1-2-3; PURDUE 0-1-1; at Iowa 1-0-1; MICHIGAN 0-3-3; at Michigan State 1-1-2.

» SUTHERLAND'S CAREER STATISTICS & GAME HIGHS

	UA-A	TK	FF	FR	I	PBU	SACK	TFL
2018	25-14	39	1	-	-	1	-	2.0-4
2019	9-12	21	-	-	-	-	-	0.5-0
CAREER	34-26	60	1	-	-	-	-	2.5-4

**Tackles** ..... 8; at Illinois, 9/21/18  
**Tackles for Loss** ..... 1.0; Twice: Last at Illinois, 9/21/18  
**Forced Fumbles** ..... 1; at Indiana, 10/20/18  
**Pass Breakups** ..... 1; Iowa, 10/27/18  
**Blocked Kicks** ..... 2; Idaho, 8/31/19





**GARRETT TAYLOR** 17  
 Safety | 6-0 | 198  
 Graduate/Senior  
 Richmond, Va./Saint Christopher's  
 Major: Telecommunications (2nd degree)

» 2019

**Season:** Made eight starts...Selected as a team captain...One of five Nittany Lions to have earned their degree entering the 2019 season... Graduated with a degree in advertising & public relations in December 2018.

**Idaho (8/31):** Assisted on a tackle and broke up a pass. **Buffalo (9/7):** Posted eight tackles, including two solo. **Pittsburgh (9/14):** Made seven tackles, including six solo...Had one tackle for loss. **at Maryland (9/27):** Secured four tackles. **Purdue (10/5):** Recorded a solo tackle for loss. **at Iowa (10/12):** Collected six tackles...Added a pass breakup. **Michigan (10/19):** Registered eight tackles, including six solo...Recorded first career sack in the third quarter. **at Michigan State (10/26):** Secured four tackles.

» 2019 GAME-BY-GAME

*Tackles (Solo-Assisted-Total)*

IDAHO 0-1-1; BUFFALO 2-6-8; PITTSBURGH 6-1-7; at Maryland 4-0-4; PURDUE 1-0-1; at Iowa 6-0-6; MICHIGAN 6-2-8; at Michigan State 1-3-4.

» TAYLOR'S CAREER STATISTICS & GAME HIGHS

	UA-A	TK	FF	FR	I	PBU	SACK	TFL
2016	1-1	2	-	-	-	1	-	-
2017	6-6	12	-	1	-	1	-	-
2018	45-26	71	1	1	3	7	-	2.5-13
2019	26-13	39	-	-	-	2	1.0-7	3.0-9
<b>CAREER</b>	<b>78-46</b>	<b>124</b>	<b>1</b>	<b>2</b>	<b>3</b>	<b>11</b>	<b>1.0-7</b>	<b>5.5-22</b>

**Tackles** ..... 10; vs. Kentucky, 1/1/19  
**Tackles For Loss** ..... 1.5; at Illinois, 9/21/18  
**Sacks** ..... 1.0; Michigan, 10/19/19  
**Forced Fumbles** ..... 1; Michigan State, 10/13/18  
**Fumble Recoveries** ..... 1; Twice: Last at Indiana, 10/20/18  
**Interceptions** ..... 1; Three Times: Last at Rutgers, 11/17/18  
**Longest Interception Return** ..... 45 yards; Ohio State, 9/29/18  
**Pass Breakups** ..... 5; Michigan State, 10/13/18  
**10+ Tackle Games** ..... 1; vs. Kentucky, 1/1/19



**C.J. THORPE** 69  
 Offensive Line | 6-3 | 322  
 Junior/Sophomore  
 Glenshaw, Pa./Central Catholic  
 Major: Philosophy

» 2019

**Awards:** Named to the Pro Football Focus Big Ten Team of the Week first team following the Michigan State game (10/26)...Tabbed with the offensive line unit for the Joe Moore Award Midseason Honor Roll.

**Season:** Made eight appearances, including two starts at right guard... One of 13 Nittany Lions to make their first career start.

**Idaho (8/31):** Helped the Nittany Lions to gain 673 total yards, their third-most in a game since 1947...Sprung Nittany Lion rushers for 331 yards and seven touchdowns...Did not allow a sack while helping Sean Clifford to throw for 280 yards and two touchdowns and Will Levis to throw for 62 yards and a score...Aided Penn State to earn 35 first downs. **Buffalo (9/7):** Led the way for the Penn State offense to gain 357 total yards... Protected Sean Clifford as he threw for 279 yards and four touchdowns... Helped the Nittany Lions to score 38 points in the second half, including 28 in the third quarter. **Pittsburgh (9/14):** Helped the Nittany Lions to gain 389 yards, including 222 through the air... Led the way for Journey Brown's first career 100-yard game...Paved the way for rushing scores by Noah Cain and Deyvn Ford. **at Maryland (9/27):** Led the way as the Nittany Lions gained 613 yards, its third-most in a Big Ten game...Helped the Nittany Lions to throw for 421 yards, their most in a Big Ten contest... Aided PSU to gain 30 first downs...Helped Sean Clifford to throw for 398 yards, the third-most in program history, including a program-record 287 yards in the first half...Helped the Nittany Lions to score five rushing touchdowns. **Purdue (10/5):** Helped the Nittany Lion offense to gain 460 total yards...Led the way as Sean Clifford threw for three touchdowns and rushed for one score...Aided Clifford to record his fifth-straight 200-yard

passing game...Helped Noah Cain to earn his first career 100-yard game with 105 yards and a touchdown...Paved the way for the PSU offense to score 21 points in the first quarter. **at Iowa (10/12):** Helped the Penn State offense to gain 294 total yards, including 177 on the ground...Led the way for Noah Cain's second-straight 100-yard rushing game and 5-yard score in the fourth quarter. **Michigan (10/19):** Helped the Nittany Lions gain 283 total yards, including 101 on the ground...Aided Sean Clifford to throw for three touchdowns...Led the way for Clifford's 2-yard rushing touchdown. **at Michigan State (10/26):** Led the way for Penn State to gain 302 total yards, including 189 through the air...Protected Sean Clifford to throw for a career-high-tying four touchdowns...Paved the way for Clifford to score on a two-point conversion.



**SHAKA TONEY** 18  
 Defensive End | 6-3 | 243  
 Senior/Junior  
 Philadelphia, Pa./Imhotep Charter  
 Major: Rehabilitation and Human Services

» CAREER NOTES AND RECORDS

**Game:** Tied the Penn State game record with four sacks at Indiana (10/20/18)...Equaled the PSU game record set by three others (Terry Killens vs. Indiana, 1995; Jimmy Kennedy at Wisconsin, 2012; Tamba Hali vs. Wisconsin, 2005).

» 2019

**Awards:** Named to the Pro Football Focus Big Ten Team of the Week first team following the Purdue game (10/5).

**Season:** Made eight starts...One of 13 Nittany Lions to make their first career start.

**Rankings:** Averaging 0.69 sacks per game, ranking No. 6 in the Big Ten and 36th in the nation.

**Idaho (8/31):** Registered a solo sack. **Buffalo (9/7):** Recorded two tackles...Had a half-tackle for loss. **Pittsburgh (9/14):** Collected five tackles, including two solo...Recorded a solo sack and a QB hurry...Named the Coaching Staff's Defensive Player of the Week. **at Maryland (9/27):** Had a QB hurry. **Purdue (10/5):** Registered four tackles, including three sacks...Earned his third career game with two or more sacks and his fifth career game with two or more tackles for loss...Selected the coaching staff's Defensive Player of the Week. **at Iowa (10/12):** Recorded two tackles...Assisted on a sack...Added a QB hurry. **Michigan (10/19):** Set a career high with seven tackles...Assisted on a tackle for loss...Added a QB hurry. **at Michigan State (10/26):** Collected four tackles...Blocked a field goal in the first quarter, Penn State's first blocked field goal since Nick Scott against Michigan in 2018.

» 2019 GAME-BY-GAME

*Tackles (Solo-Assisted-Total)*

IDAHO 0-0-0; BUFFALO 0-2-2; PITTSBURGH 2-3-5; at Maryland 0-0-0; PURDUE 4-0-4; at Iowa 1-1-2; MICHIGAN 0-7-7; at Michigan State 1-3-4.

» TONEY'S CAREER STATISTICS & GAME HIGHS

	UA-A	TK	FF	FR	I	PBU	SACK	TFL
2017	8-12	20	2	-	-	-	4.0-31	6.5-39
2018	16-7	23	1	-	-	2	5.0-40	7.5-47
2019	9-16	25	-	-	-	-	5.5-40	6.5-41
<b>CAREER</b>	<b>33-35</b>	<b>68</b>	<b>3</b>	<b>-</b>	<b>-</b>	<b>2</b>	<b>14.5-111</b>	<b>20.5-127</b>

**Tackles** ..... 7; Michigan, 10/19/19  
**Tackles for Loss** ..... 4.0; at Indiana, 10/20/18  
**Sacks** ..... 4.0; at Indiana, 10/10/18  
**Forced Fumble** ..... 1; Three Times: Last at Indiana, 10/20/18  
**Pass Breakups** ..... 1; Twice: Last Maryland, 11/24/18  
**Blocked Kicks** ..... 1; at Michigan State, 10/26/19  
**Games with 2 or more Tackles for Loss** ..... 5; Last Purdue (3.0), 10/5/19  
**Games with 2 or more Sacks** ..... 3; Last Purdue (3.0), 10/5/19



**DAN VASEY** 98  
 Long Snapper/Defensive Line | 6-4 | 252  
 Junior/Sophomore  
 Lackawaxen, Pa./Wallenpaupack  
 Major: Kinesiology

» 2019

**Season:** Appeared in one game...One of 28 players to make their collegiate debut.

**Purdue (10/5):** Named the coaching staff's Developmental Squad Defensive Player of the Week.



**SMITH VILBERT** 92  
 Defensive End | 6-6 | 253  
 Freshman/Freshman  
 Monsey, N.Y./St. John's Regional (N.J.)  
 Major: Division of Undergraduate Studies

» 2019

**Season:** Appeared in one game...One of 28 players to make their collegiate debut...One of 18 true freshmen to play.

**Buffalo (9/7):** Named the coaching staff's Developmental Squad Defensive Player of the Week. **Michigan (10/19):** Earned the coaching staff's Developmental Squad Defensive Player of the Week honors.



**LAMONT WADE** 38  
 Safety | 5-9 | 199  
 Junior/Junior  
 Clairton, Pa./Clairton  
 Major: Recreation, Park & Tourism Management

» 2019

**Awards:** Selected to the Pro Football Focus Big Ten Team of the Week first team following the Iowa game (10/12)...Named to the Pro Football Focus Big Ten Team of the Week second team following the Purdue game (10/5).

**Season:** Made eight starts...One of 13 Nittany Lions to make their first career start.

**Idaho (8/31):** Led the team with four tackles, including three solo stops. **Buffalo (9/7):** Secured two tackles, including one solo. **Pittsburgh (9/14):** Recorded three tackles. **at Maryland (9/27):** Posted two tackles. **Purdue (10/5):** Collected a career-high 11 tackles, including four solo... Registered a solo sack...Added a pass breakup...Named the coaching staff's Defensive Player of the Week. **at Iowa (10/12):** Secured seven tackles, including five solo. **Michigan (10/19):** Recorded seven tackles, including four solo...Broke up two passes. **at Michigan State (10/26):** Tallied six tackles, including three solo...Made 1.5 tackles for loss...Tied a career best with two pass breakups...Selected as the coaching staff's Defensive Player of the Week.

» 2019 GAME-BY-GAME

*Tackles (Solo-Assisted-Total)*

IDAHO 3-1-4; BUFFALO 1-1-2; PITTSBURGH 2-1-3; at Maryland 1-1-2; PURDUE 4-7-11; at Iowa 5-2-7; MICHIGAN 4-3-7; at Michigan State 3-3-6.

» WADE'S CAREER STATISTICS & GAME HIGHS

	UA-A	TK	FF	FR	I	PBU	SACK	TFL
2017	14-17	31	1	-	-	3	-	-
2018	12-6	18	-	-	-	-	1.0-7	2.0-9
2019	23-19	42	-	-	-	5	1.0-7	2.5-8
<b>CAREER</b>	<b>49-42</b>	<b>90</b>	<b>1</b>	<b>-</b>	<b>-</b>	<b>8</b>	<b>2.0-14</b>	<b>4.5-17</b>

**Tackles** ..... 11; Purdue, 10/5/19  
**Tackles for Loss** ..... 2.0; Kent State, 9/15/18  
**Sacks** ..... 1.0; Twice: Last Purdue, 10/5/19  
**Forced Fumbles** ..... 1; Rutgers, 11/11/17  
**Pass Breakups** ..... 2; Twice: Last at Michigan State, 10/26/19



**RASHEED WALKER** 53

Offensive Line | 6-6 | 324  
Sophomore/Freshman  
Waldorf, Md./North Point  
Major: Division of Undergraduate Studies

» 2019

**Awards:** Tabbed with the offensive line unit for the Joe Moore Award Midseason Honor Roll...Named to the Pro Football Focus Big Ten Team of the Week first team following the Purdue game (10/5).

**Season:** Made eight starts at left tackle...One of 13 Nittany Lions to make their first career start...One of 28 players to make their collegiate debut.

**Idaho (8/31):** Helped the Nittany Lions to gain 673 total yards, their third-most in a game since 1947...Sprung Nittany Lion rushers for 331 yards and seven touchdowns...Did not allow a sack while helping Sean Clifford to throw for 280 yards and two touchdowns and Will Levis to throw for 62 yards and a score...Aided Penn State to earn 35 first downs. **Buffalo (9/7):** Led the way for the Penn State offense to gain 357 total yards...Protected Sean Clifford as he threw for 279 yards and four touchdowns...Helped the Nittany Lions to score 38 points in the second half, including 28 in the third quarter. **Pittsburgh (9/14):** Helped the Nittany Lions to gain 389 yards, including 222 through the air...Led the way for Journey Brown's first career 100-yard game...Paved the way for rushing scores by Noah Cain and Devyn Ford. **at Maryland (9/27):** Led the way as the Nittany Lions gained 613 yards, its third-most in a Big Ten game...Helped the Nittany Lions to throw for 421 yards, their most in a Big Ten contest...Aided PSU to gain 30 first downs...Helped Sean Clifford to throw for 398 yards, the third-most in program history, including a program-record 287 yards in the first half...Helped the Nittany Lions to score five rushing touchdowns. **Purdue (10/5):** Helped the Nittany Lion offense to gain 460 total yards...Led the way as Sean Clifford threw for three touchdowns and rushed for one score...Aided Clifford to record his fifth-straight 200-yard passing game...Helped Noah Cain to earn his first career 100-yard game with 105 yards and a touchdown...Paved the way for the PSU offense to score 21 points in the first quarter. **at Iowa (10/12):** Helped the Penn State offense to gain 294 total yards, including 177 on the ground...Led the way for Noah Cain's second-straight 100-yard rushing game and 5-yard score in the fourth quarter. **Michigan (10/19):** Helped the Nittany Lions gain 283 total yards, including 101 on the ground...Aided Sean Clifford to throw for three touchdowns...Led the way for Clifford's 2-yard rushing touchdown. **at Michigan State (10/26):** Led the way for Penn State to gain 302 total yards, including 189 through the air...Protected Sean Clifford to throw for a career-high-tying four touchdowns...Paved the way for Clifford to score on a two-point conversion.



**CAEDAN WALLACE** 79

Offensive Line | 6-5 | 333  
Freshman/Freshman  
Robbinsville, N.J./The Hun School  
Major: Division of Undergraduate Studies

» 2019

**Season:** Appeared in three games...One of 28 players to make their collegiate debut...One of 18 true freshmen to play.



**JUSTIN WELLER** 80

Wide Receiver | 6-0 | 190  
Junior/Sophomore  
Sinking Spring, Pa./Wilson  
Major: Finance

» 2019

**Season:** Appeared in one game.

**Idaho (8/31):** Caught a 10-yard pass...Selected as the Coaching Staff's Developmental Squad Offensive Player of the Week.

» 2019 GAME-BY-GAME

Receiving (Receptions-Yards-TD)

IDAHO 1-10-0; BUFFALO DNP; PITTSBURGH DNP; at Maryland DNP; PURDUE DNP; at Iowa DNP; MICHIGAN DNP; at Michigan State DNP.

» WELLER'S CAREER STATISTICS & GAME HIGHS

	Att.-Yds.	Avg.	TD	LG	Rec.-Yds.	Avg.	TD	LG
2018	-	-	-	-	-	-	-	-
2019	-	-	-	-	1-10	10.0	-	10
<b>CAREER</b>	-	-	-	-	<b>1-10</b>	<b>10.0</b>	-	<b>10</b>

**Receptions** ..... 1; Idaho, 8/31/19  
**Receiving Yards** ..... 10; Idaho, 8/31/19  
**Long Reception** ..... 10; Idaho, 8/31/19



**ANTHONY WHIGAN** 55

Offensive Line | 6-4 | 301  
Junior/Junior  
Lexington, Md./Great Mills/Lackawanna C.C.  
Major: Recreation, Park & Tourism Management

» 2019

**Season:** Appeared in two games...One of 33 players to make their Penn State debut.



**MARQUIS WILSON** 8

Cornerback | 5-11 | 173  
Freshman/Freshman  
Windsor, Conn./Windsor  
Major: Division of Undergraduate Studies

» 2019

**Season:** Appeared in five games...One of 28 players to make their collegiate debut...One of 18 true freshmen to play.

**Michigan (10/19):** Recorded a solo tackle. **at Michigan State (10/26):** Registered first career interception in the third quarter...Made a career-high five tackles.

» 2019 GAME-BY-GAME

Tackles (Solo-Assisted-Total)

IDAHO DNP; BUFFALO DNP; PITTSBURGH DNP; at Maryland 0-0-0; PURDUE 0-0-0; at Iowa 0-0-0; MICHIGAN 1-0-1; at Michigan State 0-5-5.

» WILSON'S CAREER STATISTICS & GAME HIGHS

	UA-A	TK	FF	FR	I	PBU	SACK	TFL
2019	1-5	6	-	-	1	-	-	-
<b>CAREER</b>	<b>1-5</b>	<b>6</b>	-	-	<b>1</b>	-	-	-

**Tackles** ..... 5; at Michigan State, 10/26/19  
**Interceptions** ..... 1; at Michigan State, 10/26/19



**ROBERT WINDSOR** 54

Defensive Tackle | 6-4 | 285  
Graduate/Senior  
Fond Du Lac, Wis./Fond Du Lac  
Major: Media Studies (2nd degree)

» 2019

**Awards:** Selected for the Pro Football Focus Big Ten Team of the Week first team following the Michigan State game (10/26)...Named to the Pro Football Focus National and Big Ten Team of the Week first team following the Iowa game (10/12)...Tabbed to the Pro Football Focus Big Ten Team of the Week second team following the Purdue game (10/5)...Selected for the Pro Football Focus Big Ten Team of the Week first team after his performance vs. Buffalo (9/7)...Named to the preseason Outland Trophy watch list.

**Season:** Made eight starts...One of five players to have earned their degree entering the 2019 season...Graduated with a degree in telecommunications in December 2018.

**Idaho (8/31):** Assisted on a sack. **Buffalo (9/7):** Collected five tackles. **Pittsburgh (9/14):** Secured two tackles. **at Maryland (9/27):** Recorded one tackle. **Purdue (10/5):** Assisted on a sack...Added two QB hurries. **at Iowa (10/12):** Matched a career high with six tackles...Equaled a personal mark with 2.5 tackles for loss...Recorded 1.5 sacks...Added two QB hurries...Named the coaching staff's Defensive Player of the Week. **Michigan (10/19):** Collected four tackles. **at Michigan State (10/26):** Registered three tackles.

» 2019 GAME-BY-GAME

Tackles (Solo-Assisted-Total)

IDAHO 0-1-1; BUFFALO 1-4-5; PITTSBURGH 1-1-2; at Maryland 1-0-1; PURDUE 0-1-1; at Iowa 1-5-6; MICHIGAN 1-3-4; at Michigan State 1-1-2.

» WINDSOR'S CAREER STATISTICS & GAME HIGHS

	UA-A	TK	FF	FR	I	PBU	SACK	TFL
2016	9-14	23	-	-	-	-	1.0-6	1.5-6
2017	6-13	19	1	3	-	-	2.0-14	2.5-15
2018	22-17	39	2	-	-	-	7.5-43	11.0-51
2019	6-16	23	-	-	-	-	2.5-18	3.5-21
<b>CAREER</b>	<b>43-60</b>	<b>103</b>	<b>3</b>	<b>3</b>	-	-	<b>13.0-81</b>	<b>18.5-93</b>

**Tackles** ..... 6; Four Times: Last at Iowa, 10/12/19  
**Sacks** ..... 2.0; Wisconsin, 11/10/18  
**Tackles For Loss** ..... 2.5; Twice: Last at Iowa, 10/12/19  
**Forced Fumbles** ..... 1; Three Times: Last at Rutgers, 11/17/18  
**Fumble Recoveries** ..... 1; Three Times: Last at Maryland, 11/25/17



**SAL WORMLEY** 77

Offensive Line | 6-3 | 319  
Freshman/Freshman  
Newark, N.J./Smyrna (Del.)  
Major: Division of Undergraduate Studies

» 2019

**Season:** Appeared in one game...One of 28 players to make their collegiate debut...One of 18 true freshmen to play.

**Pittsburgh (9/14):** Named the Coaching Staff's Developmental Squad Offensive Player of the Week. **at Iowa (10/12):** Named the coaching staff's Developmental Squad Offensive Player of the Week.



## SCORING SUMMARY

Plays	Yds.	Time	Result	Qtr.	Scoring Play
<b>IDAHO (13)</b>					
6	23	2:00	FG	1	Pinegar 28-yard field goal
4	0	0:51	FG	1	Stout 53-yard field goal
5	54	2:00	TD	1	J. Brown 23-yard run (Pinegar kick)
5	35	1:43	TD	1	Slade 1-yard run (Pinegar kick)
3	55	1:01	TD	2	Hamler 36-yard pass from Clifford (Pinegar kick)
3	95	1:11	TD	2	Ford 81-yard run (Pinegar kick)
4	76	1:19	TD	2	Hamler 21-yard pass from Clifford (Pinegar kick)
4	40	0:42	FG	2	Pinegar 38-yard field goal
5	75	1:43	TD	3	J. Brown 2-yard run (Pinegar kick)
4	6	1:30	TD	3	Cain 3-yard run (Pinegar kick)
14	72	5:51	TD	4	Strange 4-yard pass from Levis (Pinegar kick)
10	75	4:47	TD	4	Cain 9-yard run (Pinegar kick)
7	54	3:45	TD	4	Eury 8-yard run (Pinegar kick)

<b>BUFFALO (7)</b>					
2	37	0:30	TD	1	Dotson 28-yard pass from Clifford (Pinegar kick)
-	36	-	TD	3	Reid 36-yard interception return
1	23	0:05	TD	3	Freiermuth 23-yard pass from Clifford (Pinegar kick)
3	65	0:43	TD	3	Cain 2-yard run (Pinegar kick)
5	45	1:35	TD	3	Freiermuth 28-yard pass from Clifford (Pinegar kick)
7	55	1:54	FG	4	Pinegar 32-yard field goal
4	74	1:51	TD	4	Dotson 56-yard pass from Clifford (Pinegar kick)

<b>PITTSBURGH (3)</b>					
5	98	2:02	TD	1	Ford 1-yard run (Pinegar kick)
11	48	2:03	FG	2	Stout 57-yard field goal
13	88	4:49	TD	3	Cain 13-yard run (Pinegar kick)

<b>MARYLAND (9)</b>					
1	8	0:04	TD	1	Clifford 8-yard run (Pinegar kick)
3	59	1:12	TD	1	Hamler 58-yard pass from Clifford (Pinegar kick)
11	95	4:56	TD	2	Slade 3-yard run (Pinegar kick)
6	73	2:21	TD	2	Bowers 15-yard pass from Clifford (Pinegar kick)
8	88	2:40	TD	2	J. Brown 37-yard pass from Clifford (Pinegar kick)
11	75	1:51	FG	2	Pinegar 21-yard field goal
6	94	2:38	TD	3	J. Brown 1-yard run (Pinegar kick)
5	33	3:00	TD	4	Levis 5-yard run (Pinegar kick)
7	44	4:44	TD	4	Levis 8-yard run (Pinegar kick)

<b>PURDUE (5)</b>					
6	56	2:32	TD	1	Hamler 23-yard pass from Clifford (Pinegar kick)
5	33	2:14	TD	1	Clifford 3-yard run (Pinegar kick)
2	71	0:51	TD	1	Dotson 72-yard pass from Clifford (Pinegar kick)
7	65	3:41	TD	2	Freiermuth 7-yard pass from Clifford (Pinegar kick)
7	87	2:09	TD	4	Cain 2-yard run (Pinegar kick)

<b>IOWA (3)</b>					
15	85	5:40	TD	2	Hamler 22-yard pass from Clifford (Pinegar kick)
6	1	2:38	FG	3	Pinegar 33-yard field goal
8	35	4:05	TD	4	Cain 5-yard run (Pinegar kick)

Plays	Yds.	Time	Result	Qtr.	Scoring Play
<b>MICHIGAN (4)</b>					
5	66	2:19	TD	1	Freiermuth 17-yard pass from Clifford (Pinegar kick)
6	64	1:49	TD	2	Clifford 2-yard run (Pinegar kick)
5	49	2:21	TD	2	Hamler 25-yard pass from Clifford (Pinegar kick)
6	75	2:46	TD	4	Hamler 53-yard pass from Clifford (Pinegar kick)

<b>MICHIGAN STATE (4)</b>					
8	62	3:56	TD	1	Freiermuth 17-yard pass from Clifford (Pinegar kick)
13	86	4:26	TD	2	Freiermuth 19-yard pass from Clifford (Pinegar kick failed)
8	62	3:02	TD	2	Hamler 27-yard pass from Clifford (Clifford Rush)
1	6	0:06	TD	3	Freiermuth 6-yard pass from Clifford (Pinegar kick)

PENN STATE GAME-BY-GAME

Date	Opponent	Rushing				Receiving				Passing				Kick Returns				Punt Returns				tot off
		no.	yds	td	lg	no.	yds	td	lg	cmp-att-int	yds	td	lg	no.	yds	td	lg	no.	yds	td	lg	
Aug 31	IDAHO	45	331	7	81	25	342	3	36	25-37-0	342	3	36	0	0	0	0	6	41	0	25	673
Sep 07	BUFFALO	24	78	1	58	16	279	4	56	16-22-0	279	4	56	3	29	0	13	1	22	0	22	357
Sep 14	PITTSBURGH	32	167	2	85	14	222	0	53	14-30-0	222	0	53	3	57	0	24	1	5	0	5	389
Sep 27	at Maryland	41	198	5	25	29	421	3	58	29-40-1	421	3	58	0	0	0	0	4	30	0	30	619
Oct 05	PURDUE	46	196	2	27	20	264	3	72	20-29-1	264	3	72	0	0	0	0	7	37	0	26	460
Oct 12	at Iowa	53	177	1	12	12	117	1	22	12-24-0	117	1	22	3	48	0	19	1	5	0	5	294
Oct 19	MICHIGAN	29	101	1	44	14	182	3	53	14-25-0	182	3	53	2	65	0	40	3	7	0	7	283
Oct 26	at Michigan State	37	113	0	16	18	189	4	38	18-32-1	189	4	38	2	44	0	24	2	15	0	9	302
Penn State		307	1361	19	85	148	2016	21	72	148-239-3	2016	21	72	13	243	0	40	25	162	0	30	3377
		275	547	5	29	160	1693	4	49	160-288-8	1693	4	49	10	186	0	29	13	31	0	14	2240

Games: 8 • Avg/rush: 4.4 • Avg/catch: 13.6 • Pass effic: 159.27 • KR avg: 18.7 • PR avg: 6.5 • All purpose avg/game: 487.6 • Total offense avg/gm: 422.1

Date	Opponent	Tackles				Sacks no-yds	Fumble		Pass Defense			blkd kick	PAT Attempts				off	
		ua	a	total	tfl-yds		ff	fr-yds	int-yds	qbh	brup		kick	rush	rcv	saf	t/o	pts
Aug 31	IDAHO	32	22	54	11.0-63	7.0-53	0	0-0	1-25	0	5	2	10-10	0	0	0	7	79
Sep 07	BUFFALO	36	74	110	10.0-32	1.0-9	1	1-0	1-36	3	5	1	6-6	0	0	0	14	45
Sep 14	PITTSBURGH	46	24	70	10.0-32	3.0-14	1	0-0	0-0	5	3	0	2-2	0	0	0	0	17
Sep 27	at Maryland	39	14	53	8.0-38	4.0-25	2	1-0	2-22	3	6	0	8-8	0	0	0	21	59
Oct 05	PURDUE	29	26	55	13.0-93	10.0-86	2	1-0	0-0	4	5	0	5-5	0	0	0	0	35
Oct 12	at Iowa	41	30	71	7.0-30	2.0-17	2	1-0	1-4	5	3	0	2-2	0	0	0	10	17
Oct 19	MICHIGAN	35	54	89	3.0-11	1.0-7	0	0-0	1-3	6	5	0	4-4	0	0	0	7	28
Oct 26	at Michigan State	26	54	80	5.0-17	2.0-14	2	2-2	2-29	5	8	1	2-3	1	0	0	7	28
Penn State		284	298	582	67.0-316	30.0-225	10	6-2	8-119	31	40	4	39-40	1	0	0	66	308
		286	280	566	48.0-153	14.0-76	5	4-0	3-15	20	20	1	8-8	0	0	0	14	77

Date	Opponent	Punting									Field Goals			Kickoffs				
		no.	yds	avg	long	blkd	tb	fc	50+	i20	md-att	long	blkd	no.	yds	avg	tb	ob
Aug 31	IDAHO	2	45	22.5	32	1	0	1	0	1	3-3	53	0	13	820	63.1	12	0
Sep 07	BUFFALO	5	206	41.2	51	0	0	2	1	2	1-1	32	0	8	510	63.8	8	0
Sep 14	PITTSBURGH	7	297	42.4	53	0	0	3	1	6	1-1	57	0	4	260	65.0	4	0
Sep 27	at Maryland	3	123	41.0	52	0	1	0	1	0	1-2	21	0	9	554	61.6	6	0
Oct 05	PURDUE	5	196	39.2	51	0	1	1	1	1	0-1	0	0	6	378	63.0	4	1
Oct 12	at Iowa	7	295	42.1	62	0	0	3	1	5	1-1	33	0	4	260	65.0	2	0
Oct 19	MICHIGAN	8	352	44.0	60	0	0	1	2	4	0-0	0	0	5	321	64.2	4	0
Oct 26	at Michigan State	8	354	44.2	58	0	2	0	1	5	0-0	0	0	5	310	62.0	1	1
Penn State		45	1868	41.5	62	1	4	11	8	24	7-9	57	0	54	3413	63.2	41	2
		62	2350	37.9	62	3	1	19	5	13	5-10	47	1	22	1199	54.5	4	0



OPPONENT GAME-BY-GAME

Date	Opponent	Rushing				Receiving				Passing				Kick Returns				Punt Returns				tot off	
		no.	yds	td	lg	no.	yds	td	lg	cmp	att	int	yds	td	lg	no.	yds	td	lg	no.	yds		td
Aug 31	IDAHO	28	4	0	14	16	141	1	38	16-26-1	141	1	38	0	0	0	0	0	0	0	0	0	145
Sep 07	BUFFALO	58	184	0	29	16	245	1	42	16-32-1	245	1	42	0	0	0	0	0	1	11	0	11	429
Sep 14	PITTSBURGH	25	24	1	9	35	372	0	48	35-51-0	372	0	48	0	0	0	0	0	2	8	0	8	396
Sep 27	at Maryland	34	60	0	13	11	68	0	18	11-24-2	68	0	18	3	54	0	28	0	0	0	0	0	128
Oct 05	PURDUE	28	-19	0	14	14	123	1	43	14-28-0	123	1	43	1	25	0	25	1	-7	0	0	104	
Oct 12	at Iowa	30	70	0	29	25	286	1	36	25-43-1	286	1	36	2	42	0	29	0	0	0	0	356	
Oct 19	MICHIGAN	41	141	3	14	24	276	0	35	24-41-1	276	0	35	1	10	0	10	5	12	0	14	417	
Oct 26	at Michigan State	31	83	1	12	19	182	0	49	19-43-2	182	0	49	3	55	0	24	4	7	0	6	265	
Opponents		275	547	5	29	160	1693	4	49	160-288-8	1693	4	49	10	186	0	29	13	31	0	14	2240	
		307	1361	19	85	148	2016	21	72	148-239-3	2016	21	72	13	243	0	40	25	162	0	30	3377	

Games: 8 • Avg/rush: 2.0 • Avg/catch: 10.6 • Pass effic: 103.96 • KR avg: 18.6 • PR avg: 2.4 • All purpose avg/game: 309.0 • Total offense avg/gm: 280.0

Date	Opponent	Tackles				Sacks no-yds	Fumble		Pass Defense			blkd kick	PAT Attempts			off			
		ua	a	total	tfl-yds		ff	fr-yds	int-yds	qbh	brup		kick	rush	rcv	saf	t/o	pts	
Aug 31	IDAHO	48	32	80	6.0-18	0.0-0	2	1-0	0-0	1	4	1	1-1	0	0	0	0	7	7
Sep 07	BUFFALO	28	16	44	7.0-17	3.0-11	1	1-0	0-0	0	1	0	1-1	0	0	0	0	0	13
Sep 14	PITTSBURGH	26	40	66	5.0-24	3.0-22	1	0-0	0-0	3	5	0	1-1	0	0	0	0	10	
Sep 27	at Maryland	53	14	67	6.0-10	0.0-0	0	0-0	1-0	1	3	0	0-0	0	0	0	0	0	
Oct 05	PURDUE	42	38	80	7.0-29	1.0-10	0	2-0	1-15	3	2	0	1-1	0	0	0	0	7	
Oct 12	at Iowa	36	58	94	6.0-20	3.0-13	0	0-0	0-0	4	1	0	0-0	0	0	0	0	12	
Oct 19	MICHIGAN	22	30	52	5.0-15	2.0-7	0	0-0	0-0	2	3	0	3-3	0	0	0	0	21	
Oct 26	at Michigan State	31	52	83	6.0-20	2.0-13	1	0-0	1-0	6	1	0	1-1	0	0	0	0	7	
Opponents		286	280	566	48.0-153	14.0-76	5	4-0	3-15	20	20	1	8-8	0	0	0	14	77	
		284	298	582	67.0-316	30.0-225	10	6-2	8-119	31	40	4	39-40	1	0	0	66	308	

Date	Opponent	Punting										Field Goals			Kickoffs				
		no.	yds	avg	long	blkd	tb	fc	50+	i20	md-att	long	blkd	no.	yds	avg	tb	ob	
Aug 31	IDAHO	12	421	35.1	48	2	0	0	0	1	0-0	0	0	2	80	40.0	0	0	
Sep 07	BUFFALO	6	188	31.3	39	1	0	4	0	3	2-3	32	0	4	161	40.2	0	0	
Sep 14	PITTSBURGH	6	271	45.2	62	0	0	3	2	4	1-2	25	0	3	194	64.7	0	0	
Sep 27	at Maryland	9	385	42.8	49	0	0	5	0	1	0-0	0	0	1	65	65.0	1	0	
Oct 05	PURDUE	12	463	38.6	51	0	0	1	1	1	0-0	0	0	2	130	65.0	2	0	
Oct 12	at Iowa	5	175	35.0	53	0	0	3	1	1	2-3	47	0	4	211	52.8	0	0	
Oct 19	MICHIGAN	5	230	46.0	51	0	1	1	1	1	0-1	0	0	4	235	58.8	1	0	
Oct 26	at Michigan State	7	217	31.0	44	0	0	2	0	1	0-1	0	1	2	123	61.5	0	0	
Opponents		62	2350	37.9	62	3	1	19	5	13	5-10	47	1	22	1199	54.5	4	0	
		45	1868	41.5	62	1	4	11	8	24	7-9	57	0	54	3413	63.2	41	2	

**INDIVIDUAL GAME-BY-GAME**

**RUSHING**

(ATT-YDS-TD)	ID	UB	PITT	at MD	PUR	at IOWA	MICH	at MSU	at MINN	IND	at OSU	RU
Brown, Journey	5-38-2	6-28-0	10-109-0	5-21-1	5-21-0	4-16-0	4-19-0	12-45-0				
Cain, Noah	9-44-2	1-2-1	6-40-1	7-17-0	12-105-1	22-102-1	5-19-0	6-21-0				
Clifford, Sean	7-57-0	11-51-0	7-5-0	7-54-1	11-33-1	16-52-0	11-17-1	7-11-0				
Dotson, Jahan	-	-	-	-	1-4-0	1-(-4)-0	-	-				
Eury, Nick	6-44-1	DNP	DNP	DNP	DNP	DNP	DNP	DNP				
Ford, Devyn	6-107-1	1-1-0	5-9-1	7-43-0	7-38-0	4-17-0	1-2-0	6-25-0				
Hamler, KJ	1-16-0	-	-	-	2-(-9)-0	-	2-6-0	1-4-0				
Levis, Will	5-21-0	-	DNP	6-38-2	2-7-0	DNP	DNP	DNP				
Shuster, Michael	1-(-5)-0	DNP	DNP	DNP	DNP	DNP	DNP	DNP				
Slade, Ricky	5-9-1	3-8-0	4-4-0	8-28-1	4-2-0	4-8-0	3-48-0	4-12-0				
TEAM	-	2-(-12)-0	-	1-(-3)-0	2-(-5)-0	2-(-14)-0	3-(-10)-0	1-(-5)-0				

**RECEIVING**

(REC-YDS-TD)	ID	UB	PITT	at MD	PUR	at IOWA	MICH	at MSU	at MINN	IND	at OSU	RU
Bowers, Nick	-	-	-	2-70-1	3-66-0	-	-	2-44-0				
Brown, Journey	2-31-0	-	1-16-0	2-41-1	2-1-0	-	1-4-0	-				
Cain, Noah	-	-	1-13-0	1-9-0	3-25-0	-	1-3-0	1-2-0				
Carr, Weston	3-27-0	DNP	DNP	-	DNP	DNP	DNP	DNP				
Chisena, Dan	-	DNP	-	1-40-0	1-6-0	-	-	-				
Dotson, Jahan	1-13-0	4-109-2	2-21-0	3-20-0	2-79-1	2-19-0	1-37-0	2-14-0				
Ford, Devyn	3-6-0	-	1-9-0	1-15-0	-	-	-	-				
Freiermuth, Pat	1-25-0	8-99-2	1-16-0	2-22-0	3-16-1	2-25-0	3-28-1	5-60-3				
George, Daniel	2-28-0	-	DNP	-	2-31-0	-	-	1-7-0				
Hamler, KJ	4-115-2	3-62-0	3-68-0	6-108-1	3-41-1	7-61-1	6-108-2	5-57-1				
Kuntz, Zack	1-8-0	-	-	1-10-0	-	-	-	-				
Lutz, Isaac	-	-	-	1-15-0	-	-	-	-				
Shorter, Justin	3-36-0	1-9-0	2-29-0	1-14-0	DNP	1-12-0	-	1-9-0				
Slade, Ricky	1-26-0	-	2-42-0	3-22-0	1-(-1)-0	-	2-2-0	1-(-4)-0				
Strange, Brenton	1-4-1	DNP	DNP	DNP	DNP	DNP	DNP	-				
Sullivan-Brown, Cam	2-13-0	-	1-8-0	5-35-0	DNP	DNP	DNP	DNP				
Weller, Justin	1-10-0	DNP	DNP	DNP	DNP	DNP	DNP	DNP				

**PASSING**

**Sean Clifford**

	C-A-I	Pct.	Yards	TD	Long	Sack-Yards	Efficiency
IDAHO	14-23-0	60.9	280	2	36	0-0	191.83
BUFFALO	16-22-0	72.7	279	4	56	3-11	239.25
PITT	14-30-0	46.7	222	0	53	3-22	108.83
at Maryland	26-31-1	83.9	398	3	58	0-0	217.20
PURDUE	20-29-1	69.0	264	3	72	1-10	172.68
at Iowa	12-24-0	50.0	117	1	22	3-13	104.70
MICHIGAN	14-25-0	56.0	182	3	53	2-7	156.75
at Michigan St.	18-32-1	56.2	189	4	38	2-13	140.86
at Minnesota							
INDIANA							
at Ohio State							
RUTGERS							

**Will Levis**

	C-A-I	Pct.	Yards	TD	Long	Sack-Yards	Efficiency
IDAHO	11-14-0	78.6	62	1	11	0-0	139.34
BUFFALO	-	-	-	-	-	-	-
PITT				DNP			
at Maryland	3-8-0	37.5	23	0	15	0-0	61.65
PURDUE	-	-	-	-	-	-	-
at Iowa				DNP			
MICHIGAN				DNP			
at Michigan St.				DNP			
at Minnesota							
INDIANA							
at Ohio State							
RUTGERS							

**KICKING & PUNTING**

**KICKOFFS**

Season	KO	Total Yds.	TB	OB	Kick Avg.	Returns	Rtn. Yds.	Yds./Rtn.
Stout, Jordan	54	3,413	41	2	63.2	10	186	18.6
IDAHO	13	820	12	0	63.1	0	0	0.0
BUFFALO	8	510	8	0	63.8	0	0	0.0
PITT	4	260	4	0	65.0	0	0	0.0
at Maryland	9	554	6	0	61.6	3	54	18.0
PURDUE	6	378	4	1	63.0	1	25	25.0
at Iowa	4	260	2	0	65.0	2	42	21.0
MICHIGAN	5	321	4	0	64.2	1	10	10.0
at Michigan St.	5	310	1	1	62.0	3	55	18.3
at Minnesota								
INDIANA								
at Ohio State								
RUTGERS								

**PUNTING**

Season	No.	Total Yds.	Avg.	Long	FC	I20	50+	Blk
Gillikin, Blake	44	1,855	42.2	62	11	24	8	0
Team	1	13	13.0	13	0	0	0	1
Game	No.	Total Yds.	Avg.	Long	FC	I20	50+	Blk
IDAHO	1	32	32.0	32	0	1	0	0
BUFFALO	5	206	41.2	51	2	2	1	0
PITTSBURGH	7	297	42.4	53	4	6	1	0
at Maryland	3	123	41.0	52	0	0	1	0
PURDUE	5	196	39.2	51	1	1	1	0
at Iowa	7	295	42.1	62	3	5	1	0
MICHIGAN	8	352	44.0	60	1	4	2	0
at Michigan St.	8	354	44.2	58	0	5	1	0
at Minnesota								
INDIANA								
at Ohio State								
RUTGERS								

## INDIVIDUAL GAME-BY-GAME

## TACKLES

Total Tackles	UA-A	Total	IDAHO	UB	UP	UMD	PUR	IOWA	MICH	MSU
Parsons, Micah	26-31	57	1-0	2-8	7-2	1-1	3-2	2-2	6-8	4-8
Brown, Cam	15-29	44	1-0	5-5	3-4	1-2	1-2	1-3	2-8	1-5
Wade, Lamont	23-19	42	3-1	1-1	2-1	1-1	4-7	5-2	4-3	3-3
Taylor, Garrett	26-13	39	0-1	2-6	6-1	4-0	1-0	6-0	6-2	1-3
Castro-Fields	21-12	33	3-0	6-2	3-2	-	1-0	6-0	1-7	1-1
Johnson, Jan	9-24	33	1-1	1-13	4-1	0-1	0-1	0-2	1-1	2-4
Reid, John	15-11	26	2-0	2-2	2-1	0-1	1-1	4-3	4-2	0-1
Gross-Matos, Y.	16-10	26	2-1	2-1	-	5-0	2-0	3-2	1-4	1-2
Toney, Shaka	9-16	25	1-0	0-2	2-3	-	4-0	1-1	0-7	1-3
Windsor, Robert	6-16	22	0-1	1-4	1-1	1-0	0-1	1-5	1-3	1-1
Brooks, Ellis	11-10	21	1-2	1-1	1-0	4-2	1-1	2-2	1-1	0-1
Mustipher, PJ	10-11	21	2-2	2-2	0-1	1-0	1-0	4-3	-	0-3
Sutherland, J.	9-12	21	2-1	0-3	4-1	1-2	0-1	1-0	0-3	1-1
Luketa, Jesse	11-7	18	1-2	0-2	1-1	5-0	3-0	1-0	0-1	0-1
Brisker, Jaquan	10-7	17	0-1	3-4	-	3-0	0-1	1-0	2-0	1-1
Gordon, Trent	7-5	12	2-0	2-1	1-2	-	0-1	1-0	DNP	1-1
Smith, Brandon	7-5	12	3-0	0-3	-	2-0	2-2	-	-	-
Simmons, Shane	6-6	12	0-2	1-0	3-1	1-2	1-0	-	-	0-1
Isaac, Adisa	4-8	12	1-2	0-2	DNP	3-1	0-2	DNP	0-1	DNP
Oweh, Jayson	8-2	10	2-0	2-1	-	-	1-0	-	1-0	2-1
Ellis, Keaton	5-5	10	-	0-1	1-0	2-0	-	2-0	0-1	0-3
Hansard, Fred	4-5	9	-	2-1	0-1	0-1	1-0	0-2	-	1-0
Shelton, A.	4-5	9	1-0	-	2-0	-	0-1	0-2	1-1	0-1
Wilson, Marquis	1-5	6	DNP	DNP	DNP	-	-	-	1-0	0-5
Johnson, D.	4-2	6	DNP	1-1	3-1	DNP	DNP	DNP	DNP	DNP
Joseph, Daniel	3-3	6	1-1	0-2	-	2-0	-	-	-	-
Hartlaub, Drew	1-3	4	-	0-1	-	-	0-1	-	-	1-1
Lutz, Isaac	1-3	4	-	-	-	-	0-1	0-1	-	1-1
Chisena, Dan	2-1	3	-	DNP	-	-	-	-	2-0	0-1
Barber, Damion	0-3	3	DNP	0-2	-	-	-	DNP	DNP	0-1
Chizmar, Max	0-3	3	0-1	0-2	DNP	DNP	-	DNP	DNP	DNP
Stoll, Chris	1-1	2	-	-	-	-	-	-	0-1	1-0
Neff, Justin	1-1	2	1-1	-	DNP	-	-	DNP	DNP	DNP
Brown, DJ	2-0	2	1-0	-	-	-	1-0	DNP	DNP	-
Holmes, C.J.	2-0	2	DNP	-	-	2-0	-	-	-	DNP
Katshir, C.	2-0	2	-	-	-	-	1-0	DNP	1-0	-
Dixon, Lance	0-2	2	0-2	-	-	DNP	DNP	DNP	DNP	DNP
Porter Jr., J.	0-1	1	-	DNP	DNP	-	0-1	DNP	DNP	DNP
Culpepper, J.	0-1	1	-	0-1	-	-	-	-	-	-
Shorter, Justin	1-0	1	-	-	-	-	DNP	-	-	1-0
Beamon, Hakeem	1-0	1	DNP	DNP	DNP	DNP	-	DNP	DNP	1-0

## TFL &amp; SACKS

TFL (Sacks)	ID	UB	PITT	at MD	PUR	at IOWA	MICH	MSU	at MINN	IND	at OSU	RU
Brisker, Jaquan	-	1.0 (-)	-	-	-	-	-	-	-	-	-	-
Brooks, Ellis	-	-	1.0 (-)	2.5 (2.5)	-	-	-	-	-	-	-	-
Brown, Cam	-	-	1.5 (1.0)	-	-	0.5 (-)	-	1.0 (-)	-	-	-	-
Castro-Fields, Tariq	1.0 (-)	1.0 (-)	1.0 (-)	-	-	-	-	-	-	-	-	-
Gross-Matos, Yetur	2.5 (2.5)	1.0 (1.0)	-	2.0 (-)	2.0 (2.0)	1.0 (-)	0.5 (-)	0.5 (-)	-	-	-	-
Gordon, Trent	-	-	-	-	-	1.0 (-)	DNP	-	-	-	-	-
Hansard, Fred	-	1.5 (-)	-	0.5 (-)	1.0 (1.0)	0.5 (-)	-	-	-	-	-	-
Isaac, Adisa	0.5 (-)	-	DNP	2.5 (1.5)	-	DNP	-	-	-	-	-	-
Johnson, Jan	-	-	1.0 (1.0)	-	-	-	-	-	-	-	-	-
Joseph, Daniel	1.0 (1.0)	0.5 (-)	-	-	-	-	-	-	-	-	-	-
Luketa, Jesse	0.5 (-)	-	-	-	-	-	-	-	-	-	-	-
Mustipher, PJ	-	1.0 (-)	-	-	1.0 (-)	1.0 (-)	-	-	-	-	-	-
Oweh, Jayson	1.0 (1.0)	-	-	-	1.0 (1.0)	-	-	2.0 (2.0)	-	-	-	-
Parsons, Micah	-	2.0 (-)	2.0 (-)	-	2.0 (1.0)	-	-	-	-	-	-	-
Reid, John	1.0 (1.0)	-	0.5 (-)	-	-	-	1.0 (-)	-	-	-	-	-
Shelton, Antonio	1.0 (-)	-	1.0 (-)	-	0.5 (0.5)	-	-	-	-	-	-	-
Simmons, Shane	-	1.0 (-)	-	0.5 (-)	-	-	-	-	-	-	-	-
Smith, Brandon	1.0 (-)	-	-	-	-	-	-	-	-	-	-	-
Sutherland, Jonathan	-	0.5 (-)	-	-	-	-	-	-	-	-	-	-
Taylor, Garrett	-	-	1.0 (-)	-	1.0 (-)	-	1.0 (1.0)	-	-	-	-	-
Toney, Shaka	1.0 (1.0)	0.5 (-)	1.0 (1.0)	-	3.0 (3.0)	0.5 (0.5)	0.5 (-)	-	-	-	-	-
Wade, Lamont	-	-	-	-	1.0 (1.0)	-	-	1.5 (-)	-	-	-	-
Windsor, Robert	0.5 (0.5)	-	-	-	0.5 (0.5)	2.5 (1.5)	-	-	-	-	-	-
<b>Team Total</b>	<b>11.0 (7.0)</b>	<b>10.0 (1.0)</b>	<b>10.0 (3.0)</b>	<b>8.0 (4.0)</b>	<b>13.0 (10.0)</b>	<b>7.0 (2.0)</b>	<b>3.0 (1.0)</b>	<b>5.0 (2.0)</b>	-	-	-	-



## INDIVIDUAL GAME-BY-GAME

## ALL-PURPOSE YARDS

	TOTAL	ID	UB	PITT	at MD	PUR	at IOWA	MICH	MSU	at MINN	IND	at OSU	RU
Bowers, Nick	180	-	-	-	70	66	-	-	44				
Brisker, Jaquan	33	-	-	-	-	-	4	-	29				
Brooks, Ellis	2	-	-	-	-	-	-	-	2				
Brown, Journey	409	69	47	125	62	22	16	23	45				
Cain, Noah	402	44	2	53	26	130	102	22	23				
Castro-Fields, Tariq	8	-	-	-	5	-	-	3	-				
Chisena, Dan	46	-	DNP	-	40	6	-	-	-				
Clifford, Sean	280	57	51	5	54	33	52	17	11				
Dotson, Jahan	351	13	109	21	50	83	15	37	23				
Eury, Nick	44	44	DNP	DNP	DNP	DNP	DNP	DNP	DNP				
Ford, Devyn	272	113	1	18	58	38	17	2	25				
Freiermuth, Pat	291	25	99	16	22	16	25	28	60				
George, Daniel	66	28	-	DNP	-	31	-	-	7				
Hamler, KJ	961	159	84	130	108	69	114	186	111				
Hippenhammer, Mac	13	13	DNP	-	-	-	-	DNP	-				
Johnson, Jan	17	-	-	-	17	-	-	-	-				
Kuntz, Zack	18	8	-	-	10	-	-	-	-				
Levis, Will	66	21	-	DNP	38	7	DNP	DNP	DNP				
Luketa, Jesse	10	-	10	-	-	-	-	-	-				
Lutz, Isaac	15	-	-	-	15	-	-	-	-				
Reid, John	61	25	36	-	-	-	-	-	-				
Shorter, Justin	109	36	9	29	14	DNP	12	-	9				
Shuster, Michael	-5	-5	DNP	DNP	DNP	DNP	DNP	DNP	DNP				
Slade, Ricky	206	35	8	46	50	1	8	50	8				
Strange, Brenton	4	4	DNP	DNP	DNP	DNP	DNP	DNP	-				
Sullivan-Brown, Cam	56	13	-	8	35	DNP	DNP	DNP	DNP				
Weller, Justin	10	10	DNP	DNP	DNP	DNP	DNP	DNP	DNP				

## RED ZONE RECAP

PENN STATE				OPPONENT			
Opponent	Scores/Chances	Result	Pct.	Opponent	Series	Result	Pct.
IDAHO	8/8	6 TD, 2 FG	100%	IDAHO	1/1	1 TD	100%
BUFFALO	2/2	1 TD, 1 FG	100%	BUFFALO	3/3	1 TD, 2 FG	100%
PITT	2/2	2 TD	100%	PITT	2/3	1 TD, 1 FG, 1 Missed FG	66%
at Maryland	7/7	6 TD, 1 FG	100%	at Maryland	0/1	1 TO	0%
PURDUE	3/4	3 TD, 1 Missed FG	75%	PURDUE	1/1	1 TD	100%
at Iowa	2/2	1 TD, 1 FG	100%	at Iowa	2/2	2 FG	100%
MICHIGAN	2/2	2 TD	100%	MICHIGAN	3/4	3 TD, 1 TO on Downs	75%
at Michigan State	3/4	3 TD, 1 End of Game	75%	at Michigan State	2/2	1 TD	100%
at Minnesota				at Minnesota			
INDIANA				INDIANA			
at Ohio State				at Ohio State			
RUTGERS				RUTGERS			
<b>TOTAL</b>	<b>29/31</b>	<b>24 TD, 5 FG, 1 Missed FG</b>	<b>94%</b>	<b>TOTAL</b>	<b>14/17</b>	<b>8 TD, 5 FG, 1 Missed FG</b>	<b>82%</b>
		<b>1 End of Game</b>				<b>1 TO, 1 TO on Downs</b>	

## GAME LEADERS

Opponent	Rushing Attempts	Rushing Yards	Receptions	Receiving Yards	All-Purpose Yards	Tackles
IDAHO	Cain - 9	Ford - 107	Hamler - 4	Hamler - 115	Hamler - 159	Mustipher/Wade - 4
BUFFALO	Clifford - 11	Clifford - 51	Freiermuth - 8	Dotson - 109	Dotson - 109	J. Johnson - 14
PITT	J. Brown - 10	J. Brown - 109	Hamler - 3	Hamler - 68	Hamler - 130	Parsons - 9
at Maryland	Slade - 8	Clifford - 54	Hamler - 6	Hamler - 108	Hamler - 108	Brooks - 6
PURDUE	Cain - 12	Cain - 105	Four Tied - 3	Dotson - 79	Cain - 130	Wade - 11
at Iowa	Cain - 22	Cain - 102	Hamler - 7	Hamler - 61	Hamler - 114	Three Tied - 7
MICHIGAN	Clifford - 11	Slade - 48	Hamler - 6	Hamler - 108	Hamler - 186	Parsons - 14
at Michigan State	J. Brown - 12	J. Brown - 45	Freiermuth/Hamler - 5	Freiermuth - 60	Hamler - 111	Parsons - 12
at Minnesota						
INDIANA						
at Ohio State						
RUTGERS						

## TURNOVERS BY GAME

## PENN STATE: 14 GAINED

TYPE	QTR	PLAYER	PLAYS/ YDS	1st DOWNS	RESULT
<b>IDAHO (1)</b>					
Interception	3	Reid of Petrino	4/6	-	TD
<b>BUFFALO (2)</b>					
Fumble	1	Brown by Marks	2/37	-	TD
Interception	3	Reid of Myers	36	-	Return TD
<b>PITTSBURGH (0)</b>					
-	-	-	-	-	-
<b>MARYLAND (3)</b>					
Interception	1	J. Johnson of Jackson	1/8	-	TD
Interception	1	Castro-Fields of Jackson	11/95	5	TD
Fumble	4	Ellis by Fleet-Davis	7/44	2	TD
<b>PURDUE (1)</b>					
Fumble	4	Hartlaub by Anthrop	2/-5	-	End of Game
<b>IOWA (2)</b>					
Fumble	3	J. Johnson by Goodson	6/1	1	FG
Interception	4	Brisker of Stanley	8/3	2	TD
<b>MICHIGAN (1)</b>					
Interception	2	Castro-Fields of Patterson	5/49	2	TD
<b>MICHIGAN STATE (4)</b>					
Fumble	3	Chisena by Sowards	1/6	-	TD
Interception	3	Wilson of Lewerke	6/4	-	Punt
Fumble	4	Brooks by Lewerke	6/41	1	Punt
Interception	4	Brisker of Lombardi	4/23	1	End of Game

## OPPONENT: 7 GAINED

TYPE	QTR	PLAYER	PLAYS/ YDS	1st DOWNS	RESULT
<b>IDAHO (1)</b>					
Fumble	4	Crawford by Hippenhammer	2/25	1	TD
<b>BUFFALO (1)</b>					
Fumble	4	Washington by Slade	3/4	-	INT
<b>PITTSBURGH (0)</b>					
-	-	-	-	-	-
<b>MARYLAND (1)</b>					
Interception	2	Cross of Clifford	3/10	1	Punt
<b>PURDUE (3)</b>					
Interception	2	Smiley of Clifford	5/62	2	TD
Fumble	2	Horvath by Sutherland	7/8	1	End of Half
Fumble	4	Alexander by Levis	2/6	-	Fumble
<b>IOWA (0)</b>					
-	-	-	-	-	-
<b>MICHIGAN (0)</b>					
-	-	-	-	-	-
<b>MICHIGAN STATE (1)</b>					
Interception	3	Dowell of Clifford	1/0	-	Interception

## TURNOVERS BY PLAYER

### FUMBLES/INTERCEPTIONS

FUMBLES	No-Lost	IDAHO	UB	UP	UMD	PUR	IOWA	MICH	MSU
Hippenhammer, M	2-1	2-1	DNP	-	-	-	-	DNP	-
TEAM	2-0	-	-	DNP	1-0	-	-	-	1-0
Hamler, KJ	2-0	-	-	-	-	1-0	-	-	1-0
Clifford, Sean	2-0	1-0	-	1-0	-	-	-	-	-
Slade, Ricky	2-1	-	2-1	-	-	-	-	-	-
Levis, Will	1-1	-	-	DNP	-	1-1	DNP	DNP	DNP
Sutherland, J.	1-1	-	-	-	-	1-1	-	-	-

FUMBLES FORCED	Number	IDAHO	UB	UP	UMD	PUR	IOWA	MICH	MSU
Oweh, Jayson	2	-	-	-	-	-	-	-	2
Ellis, Keaton	2	-	-	-	1	-	1	-	-
Brown, DJ	1	-	-	-	-	1	DNP	DNP	-
Katshir, C.	1	-	-	-	-	1	DNP	-	-
Brown, Cam	1	-	1	-	-	-	-	-	-
Mustipher, PJ	1	-	-	-	-	-	1	-	-
Isaac, Adisa	1	-	-	DNP	1	-	DNP	-	DNP
Johnson, Jan	1	-	-	1	-	-	-	-	-

FUMBLES RECOVERED	Number	IDAHO	UB	UP	UMD	PUR	IOWA	MICH	MSU
Brown, Cam	1	-	1	-	-	-	-	-	-
Ellis, Keaton	1	-	-	-	1	-	-	-	-
Chisena, Dan	1	-	DNP	-	-	-	-	-	1
Hartlaub, Drew	1	-	-	-	-	1	-	-	-
Brooks, Ellis	1	-	-	-	-	-	-	-	1
Johnson, Jan	1	-	-	-	-	-	1	-	-

INT. RETURNS	No-Yds	IDAHO	UB	UP	UMD	PUR	IOWA	MICH	MSU
Reid, John	2-61	1-25	1-36	-	-	-	-	-	-
Brisker, Jaquan	2-33	-	-	-	-	-	1-4	-	1-29
Castro-Fields	2-8	-	-	-	1-5	-	-	1-3	-
Johnson, Jan	1-17	-	-	-	1-17	-	-	-	-
Wilson, Marquis	1-0	DNP	DNP	DNP	-	-	-	-	1-0

## SCORING BREAKDOWN

### PENN STATE DRIVES

**Totals:** 45 scoring drives (39 TD, 6 FG)

**Special Teams/Defensive Touchdown:**

Reid 36-yard interception return vs. Buffalo (9/7)

#### LONGEST DRIVES BY:

**Plays:** 15 at Iowa (10/12)  
14 IDAHO (8/31)

**Yards:** 95 2x, last: at Maryland (9/27)  
94 at Maryland (9/27)

**Time:** 5:51 IDAHO (8/31)  
5:40 at Iowa (10/12)

### OPPONENT DRIVES

**Totals:** 12 scoring drive (8 TD, 4 FG)

**Special Teams/Defensive Touchdown:** None

#### LONGEST DRIVES BY:

**Plays:** 19 BUFFALO (9/7)  
12 at Iowa (10/12)

**Yards:** 96 BUFFALO (9/7)  
87 at Iowa (10/12)

**Time:** 8:34 BUFFALO (9/7)  
5:28 at Iowa (10/12)



## LONG PLAY BREAKDOWN

## BY YARDAGE

## OFFENSE (39)

Yds	Type	Player(s)	Opponent
85	Run	Brown, Journey	Pittsburgh
81*	Run	Ford, Devyn	Idaho
72*	Pass	Dotson, Jahan from Clifford, Sean	Purdue
58*	Pass	Hamler, KJ from Clifford, Sean	Maryland
58	Run	Clifford, Sean	Buffalo
56*	Pass	Dotson, Jahan from Clifford, Sean	Buffalo
55	Pass	Bowers, Nick from Clifford, Sean	Maryland
53*	Pass	Hamler, KJ from Clifford, Sean	Michigan
53	Pass	Hamler, KJ from Clifford, Sean	Pittsburgh
48	Pass	Bowers, Nick from Clifford, Sean	Purdue
45	Pass	Hamler, KJ from Clifford, Sean	Buffalo
44	Run	Slade, Ricky	Michigan
40	Pass	Chisena, Dan from Clifford, Sean	Maryland
40	Pass	Slade, Ricky from Clifford, Sean	Pittsburgh
38	Pass	Bowers, Nick from Clifford, Sean	Michigan State
37	Pass	Dotson, Jahan from Clifford, Sean	Michigan
37*	Pass	Brown, Journey from Clifford, Sean	Maryland
36*	Pass	Hamler, KJ from Clifford, Sean	Idaho
36	Pass	Hamler, KJ from Clifford, Sean	Idaho
28*	Pass	Dotson, Jahan from Clifford, Sean	Buffalo
28*	Pass	Freiermuth, Pat from Clifford, Sean	Buffalo
27*	Pass	Hamler, KJ from Clifford, Sean	Michigan State
27	Run	Cain, Noah	Purdue
26	Pass	Slade, Ricky from Clifford, Sean	Idaho
25*	Pass	Hamler, KJ from Clifford, Sean	Michigan
25	Run	Clifford, Sean	Maryland
25	Pass	Freiermuth, Pat from Clifford, Sean	Idaho
25	Run	Clifford, Sean	Idaho
23*	Pass	Hamler, KJ from Clifford, Sean	Purdue
23*	Pass	Freiermuth, Pat from Clifford, Sean	Buffalo
23*	Run	Brown, Journey	Idaho
22*	Pass	Hamler, KJ from Clifford, Sean	Iowa
22	Pass	George, Daniel from Clifford, Sean	Purdue
22	Pass	Hamler, KJ from Clifford, Sean	Idaho
21*	Pass	Hamler, KJ from Clifford, Sean	Idaho
20	Pass	Cain, Noah from Clifford, Sean	Purdue
20	Run	Ford, Devyn	Purdue
20	Run	Ford, Devyn	Maryland
20	Pass	George, Daniel from Clifford, Sean	Idaho

## DEFENSE (3)

Yds	Type	Player(s)	Opponent
36*	INT	Reid, John	Buffalo
29	INT	Brisker, Jaquan	Michigan State
25	INT	Reid, John	Idaho

## SPECIAL TEAMS (10)

Yds	Type	Player(s)	Opponent
40	KR	Hamler, KJ	Michigan
30	PR	Dotson, Jahan	Maryland
26	PR	Hamler, KJ	Purdue
25	KR	Hamler, KJ	Michigan
25	PR	Hamler, KJ	Idaho
24	KR	Hamler, KJ	Michigan State
24	KR	Hamler, KJ	Pittsburgh
22	PR	Hamler, KJ	Buffalo
20	KR	Hamler, KJ	Michigan State
20	KR	Hamler, KJ	Pittsburgh

\* Touchdown scored on play

**LONG PLAY BREAKDOWN**

**LONG PLAYS BY THE NUMBERS**

**BY YARDAGE**

Yards	No.	TD
100+	0	0
90-99	0	0
80-89	2	1
70-79	1	1
60-69	0	0
50-59	6	3
40-49	6	0
30-39	6	3
20-29	30	9

**BY TYPE**

Type	No.	TD
Rushing	10	2
Passing	29	14
Punt returns	4	0
Kick returns	6	0
Interceptions	3	1
Fumble returns	0	0
Other	0	0
<b>TOTAL</b>	<b>52</b>	<b>17</b>

**20+ YARD PLAYS BY PLAYER**

Player	No.	TD	R	P	KR	PR	IR	FR
Bowers, Nick	3	0	0	3	0	0	0	0
Brisker, Jaquan	1	0	0	0	0	0	1	0
Brown, Journey	3	2	2	1	0	0	0	0
Cain, Noah	2	0	1	1	0	0	0	0
Chisena, Dan	1	0	0	1	0	0	0	0
Clifford, Sean	3	0	3	0	0	0	0	0
Dotson, Jahan	5	3	0	4	0	1	0	0
Ford, Devyn	3	1	3	0	0	0	0	0
Freiermuth, Pat	3	2	0	3	0	0	0	0
George, Daniel	2	0	0	2	0	0	0	0
Hamler, KJ	21	8	0	12	6	3	0	0
Reid, John	2	1	0	0	0	0	2	0
Slade, Ricky	3	0	1	2	0	0	0	0
<b>TOTAL</b>	<b>52</b>	<b>17</b>	<b>10</b>	<b>30</b>	<b>6</b>	<b>4</b>	<b>3</b>	<b>0</b>

**LONGEST PLAYS OF THE YEAR**

<b>Rushing</b>	85	Brown, Journey	Pittsburgh (9/14)
<b>Rushing Touchdown</b>	81*	Ford, Devyn	Idaho (8/31)
<b>Passing</b>	72*	Dotson, Jahan from Clifford, Sean	Purdue (10/5)
<b>Passing Touchdown</b>	72*	Dotson, Jahan from Clifford, Sean	Purdue (10/5)
<b>Kick Return</b>	40	Hamler, KJ	Michigan (10/19)
<b>Punt Return</b>	30	Dotson, Jahan	Maryland (9/27)
<b>Interception Return</b>	36*	Reid, John	Buffalo (9/7)
<b>Punt</b>	62	Gillikin, Blake	at Iowa (10/12)
<b>Field Goal</b>	57	Stout, Jordan	Pittsburgh (9/14)

\* - touchdown scored on play

**PENN STATE (52 PLAYS)**

Play	#	Long	Play	Opponent
Passing:	29	72*	Dotson, Jahan from Clifford, Sean	Purdue
Rushing:	10	85	Brown, Journey	Pittsburgh
KR:	6	40	Hamler, KJ	Michigan
PR:	4	30	Dotson, Jahan	Maryland
Interception:	3	36*	Reid, John	Buffalo
Opp.	#	Long	Play	Type
IDAHO	12	81*	Ford, Devyn	Run
BUFFALO	8	58	Clifford, Sean	Run
PITTSBURGH	5	85	Brown, Journey	Run
at Maryland	7	58*	Hamler, KJ from Clifford, Sean	Pass
PURDUE	8	72*	Dotson, Jahan from Clifford, Sean	Pass
at Iowa	1	22*	Hamler, KJ from Clifford, Sean	Pass
MICHIGAN	6	53*	Hamler, KJ from Clifford, Sean	Pass
at Michigan St.	5	38	Bowers, Nick from Clifford, Sean	Pass
at Minnesota				
INDIANA				
at Ohio State				
RUTGERS				

**OPPONENTS (28 PLAYS)**

Play	#	Long	Play	Opponent
Passing:	20	49	White, Cody from Lewerke, Brian	Michigan State
Run:	3	29	Marks, Kevin	Buffalo
KR:	5	29	Smith-Marsette, Ihmir	Iowa
Opp.	#	Long	Play	Type
IDAHO	2	38	Cotton, Jeff from Richardson, Colton	Pass
BUFFALO	6	42	Nunn, Antonio from Myers, Matt	Pass
PITTSBURGH	7	48	Davis, A.J. from Pickett, Kenny	Pass
at Maryland	2	28	Leake, Javon	Kick Return
PURDUE	2	43	Bell, David from Plummer, Jack	Pass
at Iowa	5	36	Smith-Marsette, Ihmir from Stanley, Nate	Pass
MICHIGAN	2	35	Bell, Ronnie from Patterson, Shea	Pass
at Michigan St.	2	49	White, Cody from Lewerke, Brian	Pass
at Minnesota				
INDIANA				
at Ohio State				
RUTGERS				

\* - touchdown scored on play

## TACKLE BREAKDOWN

## RUSHING TACKLES

Parsons, Micah	44
Brown, Cam	30
Gross-Matos, Yetur	24
Johnson, Jan	24
Taylor, Garrett	22
Mustipher, PJ	21
Toney, Shaka	21
Windsor, Robert	20
Castro-Fields, Tariq	16
Brooks, Ellis	15
Wade, Lamont	13
Simmons, Shane	11
Luketa, Jesse	10
Oweh, Jayson	10
Hansard, Fred	9
Isaac, Adisa	9
Shelton, Antonio	9
Smith, Brandon	8
Sutherland, Jonathan	8
Ellis, Keaton	6
Reid, John	6
Joseph, Daniel	5
Brisker, Jaquan	4
Barber, Damion	3
Chizmar, Max	3
Gordon, Trent	3
Dixon, Lance	2
Neff, Justin	2
Wilson, Marquis	2
Brown, D.J.	1
Culpepper, Judge	1
Holmes, C.J.	1
Johnson, Donovan	1
Katshir, Charlie	1
<b>TOTAL</b>	<b>365</b>

## PASSING TACKLES

Wade, Lamont	29
Reid, John	19
Castro-Fields, Tariq	17
Taylor, Garrett	17
Brown, Cam	14
Parsons, Micah	13
Johnson, Jan	9
Sutherland, Jonathan	9
Brisker, Jaquan	8
Gordon, Trent	8
Brooks, Ellis	7
Luketa, Jesse	6
Johnson, Donovan	5
Smith, Brandon	4
Ellis, Keaton	3
Toney, Shaka	3
Gross-Matos, Yetur	2
Isaac, Adisa	2
Wilson, Marquis	2
Windsor, Robert	2
Beamon, Hakeem	1
Brown, D.J.	1
Hartlaub, Drew	1
Porter Jr., Joey	1
Simmons, Shane	1
<b>TOTAL</b>	<b>179</b>

## SPECIAL TEAMS TACKLES

	Total	KO	Punt
Brisker, Jaquan	4	4	-
Lutz, Isaac	4	4	-
Sutherland, Jonathan	4	-	4
Chisena, Dan	3	-	3
Hartlaub, Drew	3	-	3
Stoll, Chris	2	-	2
Wilson, Marquis	2	2	-
Gordon, Trent	1	1	-
Holmes, C.J.	1	1	-
Katshir, Charlie	1	1	-
Luketa, Jesse	1	-	1
Reid, John	1	1	-
<b>TOTALS</b>	<b>27</b>	<b>14</b>	<b>13</b>



## SEASON SUPERLATIVES

## PENN STATE INDIVIDUAL

<b>Rushes</b>	22	Noah Cain, Iowa (10/12)
<b>Yards Rushing</b>	109	Journey Brown, Pittsburgh (9/14)
<b>TD Rushes</b>	2	3x, Last: Will Levis, Maryland (9/27)
<b>Long Rush</b>	85	Journey Brown, Pittsburgh (9/14)
<b>Pass Attempts</b>	32	Sean Clifford, Michigan State (10/26)
<b>Pass Completions</b>	26	Sean Clifford, Maryland (9/27)
<b>Yards Passing</b>	398	Sean Clifford, Maryland (9/27)
<b>TD Passes</b>	4	Twice, Last: Sean Clifford, Michigan State (10/26)
<b>Long Pass</b>	72	Sean Clifford, Purdue (10/5)
<b>Receptions</b>	8	Pat Freiermuth, Buffalo (9/7)
<b>Yards Receiving</b>	115	KJ Hamler, Idaho (8/31)
<b>TD Receptions</b>	3	Pat Freiermuth, Michigan State (10/26)
<b>Long Reception</b>	72	Jahan Dotson, Purdue (10/5)
<b>Field Goals</b>	2	Jake Pinegar, Idaho (8/31)
<b>Long Field Goal</b>	57	Jordan Stout, Pittsburgh (9/14)
<b>Punts</b>	8	Twice, Last: Blake Gillikin, Michigan State (10/26)
<b>Punting Avg.</b>	44.2	Blake Gillikin, Michigan State (10/26)
<b>Long Punt</b>	62	Blake Gillikin, Iowa (10/12)
<b>Punts Inside 20</b>	6	Blake Gillikin, Pittsburgh (9/14)
<b>Long Punt Return</b>	30	Jahan Dotson, Maryland (9/27)
<b>Long Kickoff Return</b>	40	KJ Hamler, Michigan (10/19)
<b>Tackles</b>	14	Twice, Last: Micah Parsons, Michigan (10/19)
<b>Sacks</b>	3.0	Yetur Gross-Matos, Purdue (10/5)
<b>Tackles For Loss</b>	3.0	Yetur Gross-Matos, Purdue (10/5)
<b>Interceptions</b>	1	8x, Last: Jaquan Brisker/Marquis Wilson, Michigan State (10/26)

## OPPONENT INDIVIDUAL

<b>Rushes</b>	23	Jaret Patterson, Buffalo (9/7)
<b>Yards Rushing</b>	81	Zack Charbonnet, Michigan (10/19)
<b>TD Rushes</b>	2	Zach Charbonnet, Michigan (10/19)
<b>Long Rush</b>	29	Twice, Last: Tyler Goodson, Iowa (10/12)
<b>Pass Attempts</b>	51	Kenny Pickett, Pittsburgh (9/14)
<b>Pass Completions</b>	35	Kenny Pickett, Pittsburgh (9/14)
<b>Yards Passing</b>	372	Kenny Pickett, Pittsburgh (9/14)
<b>TD Passes</b>	1	4x, Last: Nate Stanley, Iowa (10/12)
<b>Long Pass</b>	49	Brian Lewerke, Michigan State (10/26)
<b>Receptions</b>	12	Taysir Mack, Pittsburgh (9/14)
<b>Yards Receiving</b>	125	Taysir Mack, Pittsburgh (9/14)
<b>TD Receptions</b>	1	4x, Last: Brandon Smith, Iowa (10/12)
<b>Long Reception</b>	49	Cody White, Michigan State (10/26)
<b>Field Goals</b>	2	Twice, Last: Keith Duncan, Iowa (10/12)
<b>Long Field Goal</b>	47	Keith Duncan, Iowa (10/12)
<b>Punts</b>	11	Cade Coffey, Idaho (8/31)
<b>Punting Avg.</b>	46.0	Will Hart, Michigan (10/19)
<b>Long Punt</b>	62	Kirk Christodoulou, Pittsburgh (9/14)
<b>Punts Inside 20</b>	4	Kirk Christodoulou, Pittsburgh (9/14)
<b>Long Punt Return</b>	14	Donovan Peoples-Jones, Michigan (10/19)
<b>Long Kickoff Return</b>	29	Ihmir Smith-Marsette, Iowa (10/12)
<b>Tackles</b>	13	Jack Koerner, Iowa (10/12)
<b>Sacks</b>	1.5	Jaylen Twyman, Pittsburgh (9/14)
<b>Tackles For Loss</b>	3.0	Jaylen Alexander/George Karlaftis, Purdue (10/5)
<b>Interceptions</b>	1	3x, Last: David Dowell, Michigan State (10/26)

## PENN STATE TEAM

	Highs	Lows
<b>Rushes</b>	53, Iowa (10/12)	24, Buffalo (9/7)
<b>Yards Rushing</b>	331, Idaho (8/31)	78, Buffalo (9/7)
<b>Yards Per Rush</b>	7.4, Idaho (8/31)	3.1, Michigan State (10/26)
<b>TD Rushes</b>	7, Idaho (8/31)	0, Michigan State (10/26)
<b>Pass Attempts</b>	40, Maryland (9/27)	22, Buffalo (9/7)
<b>Pass Completions</b>	29, Maryland (9/27)	12, Iowa (10/12)
<b>Yards Passing</b>	421, Maryland (9/27)	117, Iowa (10/12)
<b>Yards Per Pass</b>	15.9, Pittsburgh (9/14)	9.8, Iowa (10/12)
<b>TD Passes</b>	4, Twice, Last: Michigan State (10/26)	0, Pittsburgh (9/14)
<b>Total Plays</b>	82, Idaho (8/31)	46, Buffalo (9/7)
<b>Total Offense</b>	673, Idaho (8/31)	283, Michigan (10/19)
<b>Yards Per Play</b>	8.2, Idaho (8/31)	3.8, Iowa (10/12)
<b>Points</b>	79, Idaho (8/31)	17, Twice, Last: Iowa (10/12)
<b>Sacks By</b>	10, Purdue (10/5)	1, Twice, Last: Michigan (10/19)
<b>First Downs</b>	35, Idaho (8/31)	14, Twice, Last: Michigan (10/19)
<b>Penalties</b>	9, Michigan State (10/26)	3, 3x, Last: Pittsburgh (9/14)
<b>Penalty Yards</b>	104, Michigan State (10/26)	25, Buffalo (9/7)
<b>Turnovers</b>	3, Purdue (10/5)	0, 3x, Last: Michigan (10/19)
<b>Interceptions By</b>	2, Twice, Last: Michigan State (10/26)	0, Twice, Last: Purdue (10/5)
<b>Punts</b>	8, Twice, Last: Michigan State (10/26)	2, Idaho (8/31)
<b>Punting Avg.</b>	44.2, Michigan State (10/26)	22.5, Idaho (8/31)
<b>Long Punt</b>	62, Iowa (10/12)	32, Idaho (8/31)
<b>Punts Inside 20</b>	6, Pittsburgh (9/14)	1, Twice, Last: Purdue (10/5)
<b>Long Punt Return</b>	30, Maryland (9/27)	5, Iowa (10/12)
<b>Long Kick Return</b>	40, Michigan (10/19)	13, Buffalo (9/7)

## OPPONENT TEAM

	Highs	Lows
<b>Rushes</b>	58, Buffalo (9/7)	25, Pittsburgh (9/14)
<b>Yards Rushing</b>	184, Buffalo (9/7)	-19, Purdue (10/5)
<b>Yards Per Rush</b>	3.4, Michigan (10/19)	-0.7, Purdue (10/5)
<b>TD Rushes</b>	1, Twice, Last: Michigan (10/19)	0, 6x, Last: Michigan State (10/26)
<b>Pass Attempts</b>	51, Pittsburgh (9/14)	24, Maryland (9/27)
<b>Pass Completions</b>	35, Pittsburgh (9/14)	11, Maryland (9/27)
<b>Yards Passing</b>	372, Pittsburgh (9/14)	68, Maryland (9/27)
<b>Yards Per Pass</b>	11.5, Michigan (10/19)	6.2, Maryland (9/27)
<b>TD Passes</b>	1, 3x, Last: Iowa (10/12)	0, 4x, Last: Michigan State (10/26)
<b>Total Plays</b>	90, Buffalo (9/7)	54, Idaho (8/31)
<b>Total Offense</b>	429, Buffalo (9/7)	104, Purdue (10/5)
<b>Yards Per Play</b>	5.2, Pittsburgh (9/14)	1.9, Purdue (10/5)
<b>Points</b>	21, Michigan (10/19)	0, Maryland (9/27)
<b>Sacks By</b>	3, 3x, Last: Iowa (10/12)	0, Twice, Last: Maryland (9/27)
<b>First Downs</b>	26, Michigan (10/19)	5, Idaho (8/31)
<b>Penalties</b>	10, Idaho (8/31)	1, Iowa (10/12)
<b>Penalty Yards</b>	85, Maryland (9/27)	5, Iowa (10/12)
<b>Turnovers</b>	4, Michigan State (10/26)	0, Pittsburgh (9/14)
<b>Interceptions By</b>	1, 3x, Last: Michigan State (10/26)	0, 4x, Last: Michigan (10/19)
<b>Punts</b>	12, Twice, Last: Purdue (10/5)	5, Twice, Last: Michigan (10/19)
<b>Punting Avg.</b>	46.0, Michigan (10/19)	31.0, Michigan State (10/26)
<b>Long Punt</b>	62, Pittsburgh (9/14)	39, Buffalo (9/7)
<b>Punts Inside 20</b>	4, Pittsburgh (9/14)	1, 5x, Last: Michigan State (10/26)
<b>Long Punt Return</b>	14, Michigan (10/19)	-7, Purdue (10/5)
<b>Long Kick Return</b>	29, Iowa (10/12)	10, Michigan (10/19)

THE LAST TIME...

PENN STATE

100+ Yards Rushing:	102, Noah Cain vs. Iowa, 2019
150+ Yards Rushing:	159, Miles Sanders vs. Wisconsin, 2018
200+ Yards Rushing:	200, Miles Sanders at Illinois, 2018
300+ Yards Rushing:	327, Larry Johnson at Indiana, 2002
30-34 Rushing Attempts:	33, Saquon Barkley at Indiana, 2016
35+ Rushing Attempts:	35, Zach Zwinak vs. Nebraska, 2013
Three Touchdowns Rushing:	Miles Sanders at Illinois, 2018
Four Touchdowns Rushing:	Saquon Barkley at Pittsburgh, 2016
Five Touchdowns Rushing:	Ki-Jana Carter vs. Michigan State, 1994
60+ Yard Run:	85, Journey Brown vs. Pittsburgh, 2019
70+ Yard Run:	85, Journey Brown vs. Pittsburgh, 2019
80+ Yard Run:	85, Journey Brown vs. Pittsburgh, 2019
90+ Yard Run:	92, Saquon Barkley vs. Washington, 2017 @
Two Players Rush For 100 Yards:	Saquon Barkley (195) & Akeel Lynch (120) vs. Rutgers, 2015
Four Rushing TD in One Quarter:	vs. UMass, 2014 (2nd; Belton [2], Zwinak [2])
300+ Yards Passing:	398, Sean Clifford at Maryland, 2019
350+ Yards Passing:	398, Sean Clifford at Maryland, 2019
400+ Yards Passing:	454, Christian Hackenberg vs. UCF, 2014 #
20-24 Pass Completions:	20, Sean Clifford vs. Purdue, 2019
25-29 Pass Completions:	26, Sean Clifford at Maryland, 2019
30-34 Pass Completions:	32, Trace McSorley vs. Washington, 2017 @
35+ Pass Completions:	35, Matt McGloin vs. Northwestern, 2012
30-39 Pass Attempts:	32, Sean Clifford at Michigan State, 2019
40-49 Pass Attempts:	41, Trace McSorley vs. Washington, 2017 @
50+ Pass Attempts:	50, Christian Hackenberg vs. Boston College, 2014 %
Four Touchdown Passes:	Sean Clifford at Michigan State, 2019
Five Touchdown Passes:	Rashard Casey vs. Louisiana Tech, 2000
Four Interceptions Thrown:	Zack Mills at Boston College, 2004
300+ Yards Total Offense:	452 (398 P, 54 R), Sean Clifford vs. Maryland, 2019
350+ Yards Total Offense:	452 (398 P, 54 R), Sean Clifford vs. Maryland, 2019
400+ Yards Total Offense:	452 (398 P, 54 R), Sean Clifford vs. Maryland, 2019
450+ Yards Total Offense:	452 (398 P, 54 R), Sean Clifford vs. Maryland, 2019
100+ Yards Receiving:	108, KJ Hamler vs. Michigan, 2019
150+ Yards Receiving:	187, Chris Godwin vs. USC, 2016 ^
200+ Yards Receiving:	216, Deon Butler vs. Northwestern, 2006
Two Players w/ 100 Yards Receiving:	DaeSean Hamilton (112) & DeAndre Thompkins (102) at Michigan State, 2017
Two Players w/ 150 Yards Receiving:	Geno Lewis (173) & DaeSean Hamilton (165) vs. UCF, 2014 #
Back-to-Back 100 Yards Receiving Games:	Chris Godwin, 2015 (103 at Ohio State; 135 vs. Maryland)
Three Straight 100-Yard Receiving Games:	Allen Robinson, 2013 (133 vs. Syracuse; 129 vs. Eastern Michigan; 143 vs. UCF)
10+ Receptions:	12, Saquon Barkley at Iowa, 2017
50+ Yard Reception:	53, KJ Hamler from Sean Clifford vs. Michigan, 2019
60+ Yard Reception:	72, Jahan Dotson from Sean Clifford vs. Purdue, 2019
70+ Yard Reception:	72, Jahan Dotson from Sean Clifford vs. Purdue, 2019
80+ Yard Reception:	93, KJ Hamler from Trace McSorley vs. Ohio State, 2018
Three Touchdowns Receiving:	Pat Freiermuth at Michigan State, 2019
Four Touchdowns Receiving:	Bobby Engram vs. Minnesota, 1993
150+ All-Purpose Yards:	186 (108 Rec, 6 Rush, 65 KR, 7 PR), KJ Hamler vs. Michigan, 2019
200+ All-Purpose Yards:	200 (200 Rush), Miles Sanders at Illinois, 2018
250+ All-Purpose Yards:	358 (211 Rush, 94 Rec, 53 KR), Saquon Barkley at Iowa, 2017 (SR)
300+ All-Purpose Yards:	358 (211 Rush, 94 Rec, 53 KR), Saquon Barkley at Iowa, 2017 (SR)
Five Touchdowns Scored:	5 (4 rushing, 1 receiving), Saquon Barkley at Pittsburgh, 2016
Kickoff Return For Touchdown:	97, Saquon Barkley at Ohio State, 2017
Rushing, Receiving & Kickoff Return TD in a game:	Derrick Williams vs. Illinois, 2008
100-Yard Kickoff Return:	100, Chaz Powell vs. Youngstown State, 2010
Punt Return For Touchdown:	39, DeAndre Thompkins at Pittsburgh, 2018
80-Yard Punt Return:	81, Bryant Johnson vs. Michigan State, 2002
Zero Punts in a Game:	Purdue, 2013
Multiple Interceptions:	2, Trevor Williams at Rutgers, 2014
90-Yard Interception Return:	99, Michael Mauti at Illinois, 2012
Interception Return For Touchdown:	36, John Reid vs. Buffalo, 2019
Five Interceptions in a Game (Team):	at Rutgers, 2014
Fumble Return For Touchdown (Defense):	9 yards, Torrence Brown at Indiana, 2016 (forced by Brandon Bell)
Fumble Return For Touchdown (Special Teams):	14 yards, Nick Scott vs. Indiana, 2017 (forced by Irvin Charles)
Blocked Field Goal:	Shaka Toney at Michigan State, 2019
Blocked Field Goal For Touchdown:	60 yards, Grant Haley vs. Ohio State, 2016 (Marcus Allen block)
Blocked Extra Point:	Parker Cothren at Northwestern, 2015
Blocked Punt:	Journey Brown vs. Buffalo, 2019
Two Blocked Punts:	Jonathan Sutherland vs. Idaho, 2019
Blocked Punt For Touchdown:	0 yards, Michael Yancich vs. Ohio State, 2012 (Mike Hull block)
Safety:	Team (holding in the end zone) at Pittsburgh, 2018
Two-Point Conversion Attempt:	Sean Clifford (Rush) at Michigan State, 2019
50-Yard Field Goal:	57, Jordan Stout vs. Pittsburgh, 2019
Four Field Goals:	Tyler Davis at Rutgers, 2016
Five Field Goals:	Collin Wagner vs. Temple, 2010

OPPONENT

100+ Yards Rushing:	144, Benny Snell, Kentucky, 2018 +
150+ Yards Rushing:	185, Jonathan Taylor, Wisconsin, 2018
200+ Yards Rushing:	203, BenJarvus Green-Ellis, Indiana, 2003
30-34 Rushing Attempts:	30, Jeremy Langford, Michigan State, 2014
35+ Rushing Attempts:	44, Mike Hart, Michigan, 2007 (OR)
Three Touchdowns Rushing:	Trevor Siemian, Northwestern, 2014
Four Touchdowns Rushing:	Montee Ball, Wisconsin, 2011
50+ Yard Run:	71, Jonathan Taylor, Wisconsin, 2018
60+ Yard Run:	71, Jonathan Taylor, Wisconsin, 2018
70+ Yard Run:	71, Jonathan Taylor, Wisconsin, 2018
Two Players Rush For 100 Yards:	Rodney Smith (104) & Shannon Brooks (100), Minnesota, 2016
300+ Yards Passing:	372, Kenny Pickett, Pittsburgh, 2019
400+ Yards Passing:	400, Brian Lewerke, Michigan State, 2017
500+ Yards Passing:	532, Case Keenum, Houston, 2011 (OR) *
25-29 Pass Completions:	25, Nate Stanley, Iowa, 2019
30-44 Pass Completions:	35, Kenny Pickett, Pittsburgh, 2019
45+ Pass Completions:	45, Case Keenum, Houston, 2011 (OR) *
30-39 Pass Attempts:	34, Brian Lewerke, Michigan State, 2019
40-49 Pass Attempts:	41, Shea Patterson, Michigan, 2019
50+ Pass Attempts:	51, Kenny Pickett, Pittsburgh, 2019
60+ Pass Attempts:	61, Brian Hoyer, Michigan State, 2006
Four Touchdown Passes:	J.T. Barrett, Ohio State, 2017
Five Touchdown Passes:	Sam Darnold, USC, 2016 ^
Four Interceptions Thrown:	P.J. Walker, Temple, 2014
Five Interceptions Thrown:	Gary Nova, Rutgers, 2014
300+ Yards Total Offense:	310 (276 P, 34 R), Shea Patterson, Michigan, 2019
400+ Yards Total Offense:	425 (400 P, 25 R), Brian Lewerke, Michigan State, 2017
500+ Yards Total Offense:	542 (532 P, 10 R), Case Keenum, Houston, 2011 (OR) *
100+ Yards Receiving:	125, Taysir Mack, Pittsburgh, 2019
150+ Yards Receiving:	185, Stanley Morgan, Nebraska, 2017
200+ Yards Receiving:	228, Patrick Edwards, Houston, 2011 *
10+ Receptions:	12, Taysir Mack, Pittsburgh, 2019
50+ Yard Reception:	54, Lynn Bowden Jr. from Terry Wilson, Kentucky, 2018 +
70+ Yard Reception:	70, Akrum Wadley from Nate Stanley, Iowa, 2017
80+ Yard Reception:	80, Dominique Barnes from Kurt Hess, Youngstown State, 2010
90+ Yard Reception:	99, Thomas Lewis from John Paci, Indiana, 1993
Three Touchdown Receptions:	Deonta Burnett, USC, 2016 ^
Kickoff Return For Touchdown:	100, Darrynton Evans, Appalachian State, 2018
90-Yard Kickoff Return:	100, Darrynton Evans, Appalachian State, 2018
100-Yard Kickoff Return:	100, Darrynton Evans, Appalachian State, 2018
Punt Return For Touchdown:	58, Lynn Bowden, Jr, Kentucky, 2018 +
70-Yard Punt Return:	75, Venric Mark, Northwestern, 2012
80-Yard Punt Return:	87, Willie Reid, Florida State, 2005 !
Multiple Interceptions:	2, David Dowell, Michigan State, 2017
Interception Return For Touchdown:	62, Brandon Watson, Michigan, 2018
Fumble Return For Touchdown:	12, Ryan Connelly, Wisconsin, 2016 &
Blocked Punt:	Sean McCormick, Idaho, 2019
Blocked Punt For Touchdown:	27, Lerentee McCray, Florida, 2011 \$
Blocked Field Goal:	Josh Allen, Kentucky, 2018 +
Blocked Extra Point:	Brandon Wilson, Indiana, 2018
Safety:	2, Team (blocked punt, snap out of the end zone on punt), Iowa, 2018
Two Safeties:	Team (blocked punt, snap out of the end zone on punt), Iowa, 2018
Defensive Extra Point:	99, D.J. Johnson, Iowa, 2002
50-Yard Field Goal:	50, Derek Dimke, Illinois, 2010
Four Field Goals:	Michael Geiger, Michigan State, 2016

& - Big Ten Championship Game | # - Croke Park Classic (Dublin, Ireland) | ! - Orange Bowl  
 \$ - Outback Bowl | ^ - Rose Bowl | \* - TicketCity Bowl | % - PinStripe Bowl | @ - PlayStation Fiesta Bowl  
 | + - VRBO Citrus Bowl

(SR) - School Record | (OR) - Opponent Record

## OFFENSIVE STARTERS

OPPONENT	LT	LG	C	RG	RT	TE	QB	RB	WR (X)	WR (H)	WR (Z)
IDAHO	Walker	Gonzalez	Menet	Thorpe	Fries	Freiermuth	Clifford	Slade	Shorter	Hamler	Dotson
BUFFALO	Walker	Gonzalez	Menet	Miranda	Fries	Freiermuth	Clifford	Slade	Shorter	Hamler	Dotson
PITTSBURGH	Walker	Gonzalez	Menet	Miranda	Fries	Freiermuth	Clifford	J. Brown	Bowers (TE)	Hamler	Dotson
at Maryland	Walker	Gonzalez	Menet	Miranda	Fries	Freiermuth	Clifford	J. Brown	Bowers (TE)	Hamler	Dotson
PURDUE	Walker	Gonzalez	Menet	Miranda	Fries	Freiermuth	Clifford	J. Brown	George	Hamler	Dotson
at Iowa	Walker	Gonzalez	Menet	Miranda	Fries	Freiermuth	Clifford	J. Brown	George	Hamler	Dotson
MICHIGAN	Walker	Gonzalez	Menet	Miranda	Fries	Freiermuth	Clifford	J. Brown	Shorter	Hamler	Dotson
at Michigan State	Walker	Gonzalez	Menet	Thorpe	Fries	Freiermuth	Clifford	Cain	Shorter	Hamler	Dotson
at Minnesota											
INDIANA											
at Ohio State											
RUTGERS											

## DEFENSIVE STARTERS

OPPONENT	DE	DT	DT	DE	SLB	MLB	WLB	CB	FS	SS	CB
IDAHO	Toney	Windsor	Shelton	Gross-Matos	Parsons	J. Johnson	Luketa	Castro-Fields	Wade	Taylor	Reid
BUFFALO	Toney	Windsor	Shelton	Gross-Matos	C. Brown	J. Johnson	Parsons	Castro-Fields	Wade	Taylor	Reid
PITTSBURGH	Toney	Windsor	Shelton	Gross-Matos	C. Brown	J. Johnson	Parsons	Castro-Fields	Wade	Taylor	Reid
at Maryland	Toney	Windsor	Shelton	Gross-Matos	C. Brown	J. Johnson	Parsons	Castro-Fields	Wade	Taylor	Reid
PURDUE	Toney	Windsor	Shelton	Gross-Matos	C. Brown	J. Johnson	Parsons	Castro-Fields	Wade	Taylor	Reid
at Iowa	Toney	Windsor	Shelton	Gross-Matos	C. Brown	J. Johnson	Parsons	Castro-Fields	Wade	Taylor	Reid
MICHIGAN	Toney	Windsor	Shelton	Gross-Matos	C. Brown	J. Johnson	Parsons	Castro-Fields	Wade	Taylor	Reid
at Michigan State	Toney	Windsor	Shelton	Gross-Matos	C. Brown	J. Johnson	Parsons	Castro-Fields	Wade	Taylor	Reid
at Minnesota											
INDIANA											
at Ohio State											
RUTGERS											

## CAREER STARTS

Player	'16	'17	'18	'19	Total	Player	'16	'17	'18	'19	Total
Gonzalez, Steven (OL)	3	13	13	8	37	Wade, Lamont (S)	-	-	-	8	8
Reid, John (CB)	14	-	11	8	35*	Walker, Rasheed (OL)	-	-	-	8	8
Fries, Will (OL)	-	9	11	8	28	Miranda, Mike (OL)	-	-	1	6	7
Brown, Cam (LB)	2	-	12	7	21	Brown, Journey (RB)	-	-	-	5	5
Gross-Matos, Yetur (DE)	-	-	13	8	21	Shorter, Justin (WR)	-	-	-	4	4
Hamler, KJ (WR)	-	-	13	8	21	Bowers, Nick (TE)	-	-	-	2	2
Johnson, Jan (LB)	-	-	13	8	21	George, Daniel (WR)	-	-	-	2	2
Windsor, Robert (DT)	1	-	12	8	21	Slade, Ricky (RB)	-	-	-	2	2
Menet, Michal (OL)	-	-	12	8	20	Thorpe, C.J. (OL)	-	-	-	2	2
Taylor, Garrett (S)	-	-	12	8	20	Cain, Noah (RB)	-	-	-	1	1
Freiermuth, Pat (TE)	-	-	9	8	17	Hansard, Fred (DT)	-	-	1	-	1
Dotson, Jahan (WR)	-	-	4	8	12	Hippenhammer, Mac (WR)	-	-	1	-	1
Castro-Fields, Tariq (CB)	-	-	2	8	10	Luketa, Jesse (LB)	-	-	-	1	1
Parsons, Micah (LB)	-	-	1	8	9	Sullivan-Brown, Cam (WR)	-	-	1	-	1
Shelton, Antonio (DT)	-	-	1	8	9	Sutherland, Jonathan (S)	-	-	1	-	1
Clifford, Sean (QB)	-	-	-	8	8						
Toney, Shaka (DE)	-	-	-	8	8						

\* Started two games in 2015



## PARTICIPATION CHART

	GP/GS	ID	UB	PITT	at MD	PUR	at IOWA	MICH	at MSU	at MINN	IND	at OSU	RU
90 Barber, Damion	5/0	-	P	P	P	P	-	-	P				
51 Beamon, Hakeem	2/0	-	-	-	-	P	-	-	P				
83 Bowers, Nick	8/2	P	P	ST	ST	P	P	P	P				
7 Brisker, Jaquan	8/0	P	P	P	P	P	P	P	P				
13 Brooks, Ellis	8/0	P	P	P	P	P	P	P	P				
6 Brown, Cam	8/7	P	ST	ST	ST	ST	ST	ST	ST				
24 Brown, DJ	6/0	P	P	P	P	P	-	-	P				
4 Brown, Journey	8/5	P	P	ST	ST	ST	ST	ST	P				
21 Cain, Noah	8/1	P	P	P	P	P	P	P	P				ST
23 Carr, Weston	2/0	P	-	-	P	-	-	-	-				-
5 Castro-Fields, Tariq	8/8	ST	ST	ST	ST	ST	ST	ST	ST				ST
88 Chisena, Dan	7/0	P	-	P	P	P	P	P	P				P
50 Chizmar, Max	4/0	P	P	-	-	P	-	-	P				P
14 Clifford, Sean	8/8	ST	ST	ST	ST	ST	ST	ST	ST				ST
77 Culpepper, Judge	8/0	P	P	P	P	P	P	P	P				P
10 Dixon, Lance	3/0	P	P	P	-	-	-	-	-				-
5 Dotson, Jahan	8/8	ST	ST	ST	ST	ST	ST	ST	ST				ST
8 Dunmore, John	1/0	-	-	-	-	P	-	-	-				-
72 Effner, Bryce	3/0	P	-	-	P	P	-	-	-				-
91 Ellies, Dvon	1/0	-	-	-	P	-	-	-	-				-
2 Ellis, Keaton	8/0	P	P	P	P	P	P	P	P				P
40 Eury, Nick	1/0	P	-	-	-	-	-	-	-				-
28 Ford, Devyn	8/0	P	P	P	P	P	P	P	P				P
87 Freiermuth, Pat	8/8	ST	ST	ST	ST	ST	ST	ST	ST				ST
71 Fries, Will	8/8	ST	ST	ST	ST	ST	ST	ST	ST				ST
11 George, Daniel	7/2	P	P	-	P	ST	ST	P	P				P
93 Gillikin, Blake	8/0	P	P	P	P	P	P	P	P				P
74 Gonzalez, Steven	8/8	ST	ST	ST	ST	ST	ST	ST	ST				ST
19 Gordon, Trent	7/0	P	P	P	P	P	P	-	P				P
99 Gross-Matos, Yetur	8/8	ST	ST	ST	ST	ST	ST	ST	ST				ST
1 Hamler, KJ	8/8	ST	ST	ST	ST	ST	ST	ST	ST				ST
53 Hansard, Fred	8/0	P	P	P	P	P	P	P	P				P
25 Hardy, Daequan	1/0	-	-	-	-	P	-	-	-				-
37 Hartlaub, Drew	8/0	P	P	P	P	P	P	P	P				P
27 Hawkins, Aeneas	1/0	P	-	-	-	-	-	-	-				-
12 Hippenhammer, Mac	6/0	P	-	P	P	P	P	P	P				P
48 Holmes, C.J.	7/0	-	P	P	P	P	P	P	P				-
75 Holmes, Des	8/0	P	P	P	P	P	P	P	P				P
20 Isaac, Adisa	6/0	P	P	-	P	P	-	P	P				P
3 Johnson, Donovan	2/0	-	P	P	-	-	-	-	-				-
36 Johnson, Jan	8/8	ST	ST	ST	ST	ST	ST	ST	ST				ST
10 Jones, TJ	1/0	-	-	-	-	P	-	-	-				-
49 Joseph, Daniel	8/0	P	P	P	P	P	P	P	P				P
45 Katshir, Charlie	7/0	P	P	P	P	P	-	P	P				P
68 Kelly, Hunter	2/0	P	-	-	P	-	-	-	-				-
82 Kuntz, Zack	8/0	P	P	P	P	P	P	P	P				P
7 Levis, Will	4/0	P	P	-	P	P	-	-	-				-
40 Luketa, Jesse	8/1	ST	P	P	P	P	P	P	P				P
85 Lutz, Isaac	8/0	P	P	P	P	P	P	P	P				P
89 Maxwell, Colton	1/0	P	-	-	-	-	-	-	-				-
62 Menet, Michal	8/8	ST	ST	ST	ST	ST	ST	ST	ST				ST
73 Miranda, Mike	8/6	P	ST	ST	ST	ST	ST	ST	ST				P
97 Mustipher, PJ	8/0	P	P	P	P	P	P	P	P				P
35 Neff, Justin	4/0	P	P	-	P	P	-	-	-				-
28 Oweh, Jayson	8/0	P	P	P	P	P	P	P	P				P
11 Parsons, Micah	8/8	ST	ST	ST	ST	ST	ST	ST	ST				ST
92 Pinegar, Jake	8/0	P	P	P	P	P	P	P	P				P
9 Porter Jr., Joey	3/0	P	-	-	P	P	-	-	-				-
58 Presta, Evan	1/0	P	-	-	-	-	-	-	-				-
29 Reid, John	8/8	ST	ST	ST	ST	ST	ST	ST	ST				ST
21 Rudolph, Tyler	1/0	-	-	-	-	P	-	-	-				-
55 Shelton, Antonio	8/8	ST	ST	ST	ST	ST	ST	ST	ST				ST
6 Shorter, Justin	7/3	ST	ST	P	P	-	P	P	ST				ST
15 Shuster, Michael	1/0	P	-	-	-	-	-	-	-				-
34 Simmons, Shane	8/0	P	P	P	P	P	P	P	P				P
3 Slade, Ricky	8/2	ST	ST	P	P	P	P	P	P				P
12 Smith, Brandon	8/0	P	P	P	P	P	P	P	P				P
91 Stoll, Chris	8/0	P	P	P	P	P	P	P	P				P
98 Stout, Jordan	8/0	P	P	P	P	P	P	P	P				P
86 Strange, Brenton	2/0	P	-	-	-	-	-	-	-				P
81 Sullivan-Brown, Cam	4/0	P	P	P	P	-	-	-	-				-
26 Sutherland, Jonathan	8/0	P	P	P	P	P	P	P	P				P
17 Taylor, Garrett	8/8	ST	ST	ST	ST	ST	ST	ST	ST				ST
69 Thorpe, C.J.	8/2	ST	P	P	P	P	P	P	P				ST
18 Toney, Shaka	8/8	ST	ST	ST	ST	ST	ST	ST	ST				ST
98 Vasey, Dan	1/0	P	-	-	-	-	-	-	-				-
92 Vilbert, Smith	1/0	-	P	-	-	-	-	-	-				-
38 Wade, Lamont	8/8	ST	ST	ST	ST	ST	ST	ST	ST				ST
53 Walker, Rasheed	8/8	ST	ST	ST	ST	ST	ST	ST	ST				ST
79 Wallace, Caeden	3/0	P	P	P	-	-	-	-	-				-
80 Weller, Justin	1/0	P	-	-	-	-	-	-	-				-
55 Whigan, Anthony	2/0	-	-	-	P	P	-	-	-				-
8 Wilson, Marquis	5/0	-	-	-	P	P	P	P	P				P
54 Windsor, Robert	8/8	ST	ST	ST	ST	ST	ST	ST	ST				ST
77 Wormley, Sal	1/0	P	-	-	-	-	-	-	-				-

2019 RESULTS & STATISTICS

Date	Opponent	Score	Att.
Aug 31, 2019	IDAHO	W 79-7	104527
Sep 07, 2019	BUFFALO	W 45-13	104136
Sep 14, 2019	PITTSBURGH	W 17-10	108661
* Sep 27, 2019	at Maryland	W 59-0	53228
* Oct 05, 2019	PURDUE	W 35-7	106536
* Oct 12, 2019	at #17 Iowa	W 17-12	69034
* Oct 19, 2019	#16 MICHIGAN	W 28-21	110669
* Oct 26, 2019	at Michigan State	W 28-7	70298

Rushing	gp	att	gain	loss	net	avg	td	lg	avg/g
Cain, Noah	8	68	355	5	350	5.1	6	27	43.8
Brown, Journey	8	51	301	4	297	5.8	3	85	37.1
Clifford, Sean	8	77	376	96	280	3.6	3	58	35.0
Ford, Devyn	8	37	245	3	242	6.5	2	81	30.2
Slade, Ricky	8	35	129	10	119	3.4	2	44	14.9
Levis, Will	4	13	69	3	66	5.1	2	12	16.5
Eury, Nick	1	6	44	0	44	7.3	1	10	44.0
Hamler, KJ	8	6	26	9	17	2.8	0	16	2.1
Total	8	307	1549	188	1361	4.4	19	85	170.1
Opponents	8	275	857	310	547	2.0	5	29	68.4

Passing	gp	effc	comp-att-int	pct	yds	td	lg	avg/g
Clifford, Sean	8	164.91	134-216-3	62.0	1931	20	72	241.4
Levis, Will	4	111.09	14-22-0	63.6	85	1	15	21.2
TEAM	7	0.00	0-1-0	0.0	0	0	0	0.0
Total	8	159.27	148-239-3	61.9	2016	21	72	252.0
Opponents	8	103.96	160-288-8	55.6	1693	4	49	211.6

Receiving	gp	no.	yds	avg	td	lg	avg/g
Hamler, KJ	8	37	620	16.8	8	58	77.5
Freiermuth, Pat	8	25	291	11.6	7	28	36.4
Dotson, Jahan	8	17	312	18.4	3	72	39.0
Slade, Ricky	8	10	87	8.7	0	40	10.9
Shorter, Justin	7	9	109	12.1	0	18	15.6
Brown, Journey	8	8	93	11.6	1	37	11.6
Sullivan-Brown, Cam	4	8	56	7.0	0	14	14.0
Bowers, Nick	8	7	180	25.7	1	55	22.5
Cain, Noah	8	7	52	7.4	0	20	6.5
George, Daniel	7	5	66	13.2	0	22	9.4
Ford, Devyn	8	5	30	6.0	0	15	3.8
Carr, Weston	2	3	27	9.0	0	11	13.5
Chisena, Dan	7	2	46	23.0	0	40	6.6
Kuntz, Zack	8	2	18	9.0	0	10	2.2
Lutz, Isaac	8	1	15	15.0	0	15	1.9
Total	8	148	2016	13.6	21	72	252.0
Opponents	8	160	1693	10.6	4	49	211.6

Field Goals	fg	pct.	01-19	20-29	30-39	40-49	50-99	lg	blk
Pinegar, Jake	5-6	83.3	0-0	2-2	3-4	0-0	0-0	38	0
Stout, Jordan	2-3	66.7	0-0	0-0	0-0	0-0	2-3	57	0

Scoring	td	fg	PAT				dxp	saf	pts
			kick	rush	rcv	pass			
Pinegar, Jake	-	5-6	39-40	-	-	-	-	-	54
Hamler, KJ	8	-	-	-	-	-	-	-	48
Freiermuth, Pat	7	-	-	-	-	-	-	-	42
Cain, Noah	6	-	-	-	-	-	-	-	36
Brown, Journey	4	-	-	-	-	-	-	-	24
Clifford, Sean	3	-	-	1-1	-	-	-	-	20
Dotson, Jahan	3	-	-	-	-	-	-	-	18
Levis, Will	2	-	-	-	-	-	-	-	12
Slade, Ricky	2	-	-	-	-	-	-	-	12
Ford, Devyn	2	-	-	-	-	-	-	-	12
Eury, Nick	1	-	-	-	-	-	-	-	6
Strange, Brenton	1	-	-	-	-	-	-	-	6
Stout, Jordan	-	2-3	-	-	-	-	-	-	6
Bowers, Nick	1	-	-	-	-	-	-	-	6
Reid, John	1	-	-	-	-	-	-	-	6
Total	41	7-9	39-40	1-1	-	-	-	-	308
Opponents	9	5-10	8-8	-	-	0-1	-	-	77

Score by Quarters	1st	2nd	3rd	4th	OT	Total
Penn State	83	93	66	66	0	308
Opponents	3	37	17	20	0	77

Record:	Overall	Home	Away	Neutral
All games	8-0	5-0	3-0	0-0
Conference	5-0	2-0	3-0	0-0
Non-Conference	3-0	3-0	0-0	0-0

Team Statistics	PSU	OPP
FIRST DOWNS	172	130
Rushing	68	39
Passing	90	75
Penalty	14	16
RUSHING YARDAGE	1361	547
Rushing Attempts	307	275
Average Per Rush	4.4	2.0
Average Per Game	170.1	68.4
TDs Rushing	19	5
PASSING YARDAGE	2016	1693
Comp-Att-Int	148-239-3	160-288-8
Average Per Pass	8.4	5.9
Average Per Catch	13.6	10.6
Average Per Game	252.0	211.6
TDs Passing	21	4
TOTAL OFFENSE	3377	2240
Average Per Play	6.2	4.0
Average Per Game	422.1	280.0
KICK RETURNS: #-Yards	13-243	10-186
PUNT RETURNS: #-Yards	25-162	13-31
INT RETURNS: #-Yards	8-119	3-15
FUMBLES-LOST	12-4	14-6
PENALTIES-Yards	42-467	49-369
PUNTS-AVG	45-41.5	62-37.9
TIME OF POSSESSION/Game	28:44	31:16
3RD-DOWN Conversions	42/104	41/135
4TH-DOWN Conversions	6/7	10/18

Interceptions	no.	yds	avg	td	lg
Reid, John	2	61	30.5	1	36
Castro-Fields, Tariq	2	8	4.0	0	5
Brisker, Jaquan	2	33	16.5	0	29
Wilson, Marquis	1	0	0.0	0	0
Johnson, Jan	1	17	17.0	0	17

Punting	no.	yds	avg	lg	tb	fc	i20	50+	blk
Gillikin, Blake	44	1855	42.2	62	4	11	24	8	1
TEAM	1	13	13.0	13	0	0	0	0	0

Punt Returns	no.	yds	avg	td	lg
Hamler, KJ	20	110	5.5	0	26
Hippenhammer, Mac	2	13	6.5	0	7
Dotson, Jahan	2	39	19.5	0	30
Sutherland, Jonathan	1	0	0.0	0	0
Total	25	162	6.5	0	30
Opponents	13	31	2.4	0	14

Kick Returns	no.	yds	avg	td	lg
Hamler, KJ	10	214	21.4	0	40
Brown, Journey	2	19	9.5	0	13
Luketa, Jesse	1	10	10.0	0	10
Total	13	243	18.7	0	40
Opponents	10	186	18.6	0	29

All Purpose	g	rush	rcv	pr	kr	ir	total	avg/g
Hamler, KJ	8	17	620	110	214	0	961	120.1
Brown, Journey	8	297	93	0	19	0	409	51.1
Cain, Noah	8	350	52	0	0	0	402	50.2
Dotson, Jahan	8	0	312	39	0	0	351	43.9
Freiermuth, Pat	8	0	291	0	0	0	291	36.4
Clifford, Sean	8	280	0	0	0	0	280	35.0
Ford, Devyn	8	242	30	0	0	0	272	34.0
Slade, Ricky	8	119	87	0	0	0	206	25.8
Bowers, Nick	8	0	180	0	0	0	180	22.5
Shorter, Justin	7	0	109	0	0	0	109	15.6
Total	8	1361	2016	162	243	119	3901	487.6
Opponents	8	547	1693	31	186	15	2472	309.0

Total Offense	g	plays	rush	pass	total	avg/g
Clifford, Sean	8	293	280	1931	2211	276.4

TEAM RESULTS & STATISTICS

Date	Opponent	Score	Overall	Conference	Time	Attend
Aug 31, 2019	IDAHO	W 79-7	1-0	0-0	3:18	104527
Sep 07, 2019	BUFFALO	W 45-13	2-0	0-0	3:21	104136
Sep 14, 2019	PITTSBURGH	W 17-10	3-0	0-0	3:13	108661
* Sep 27, 2019	at Maryland	W 59-0	4-0	1-0	3:18	53228
* Oct 05, 2019	PURDUE	W 35-7	5-0	2-0	3:26	106536
* Oct 12, 2019	at #17 Iowa	W 17-12	6-0	3-0	3:26	69034
* Oct 19, 2019	#16 MICHIGAN	W 28-21	7-0	4-0	3:26	110669
* Oct 26, 2019	at Michigan State	W 28-7	8-0	5-0	3:23	70298

Team Statistics	PSU	OPP
SCORING	308	77
Points Per Game	38.5	9.6
Points Off Turnovers	66	14
FIRST DOWNS	172	130
Rushing	68	39
Passing	90	75
Penalty	14	16
RUSHING YARDAGE	1361	547
Yards gained rushing	1549	857
Yards lost rushing	188	310
Rushing Attempts	307	275
Average Per Rush	4.4	2.0
Average Per Game	170.1	68.4
TDs Rushing	19	5
PASSING YARDAGE	2016	1693
Comp-Att-Int	148-239-3	160-288-8
Average Per Pass	8.4	5.9
Average Per Catch	13.6	10.6
Average Per Game	252.0	211.6
TDs Passing	21	4
TOTAL OFFENSE	3377	2240
Total Plays	546	563
Average Per Play	6.2	4.0
Average Per Game	422.1	280.0
KICK RETURNS: #-Yards	13-243	10-186
PUNT RETURNS: #-Yards	25-162	13-31
INT RETURNS: #-Yards	8-119	3-15
KICK RETURN AVERAGE	18.7	18.6
PUNT RETURN AVERAGE	6.5	2.4
INT RETURN AVERAGE	14.9	5.0
FUMBLES-LOST	12-4	14-6
PENALTIES-Yards	42-467	49-369
Average Per Game	58.4	46.1
PUNTS-Yards	45-1868	62-2350
Average Per Punt	41.5	37.9
Net punt average	39.0	35.0
KICKOFFS-Yards	54-3413	22-1199
Average Per Kick	63.2	54.5
Net kick average	40.8	38.9
TIME OF POSSESSION/Game	28:44	31:16
3RD-DOWN Conversions	42/104	41/135
3rd-Down Pct	40%	30%
4TH-DOWN Conversions	6/7	10/18
4th-Down Pct	86%	56%
SACKS BY-Yards	30-225	14-76
MISC YARDS	18	0
TOUCHDOWNS SCORED	41	9
FIELD GOALS-ATTEMPTS	7-9	5-10
ON-SIDE KICKS	0-0	0-0
RED-ZONE SCORES	(29-31) 94%	(13-16) 81%
RED-ZONE TOUCHDOWNS	(24-31) 77%	(8-16) 50%
PAT-ATTEMPTS	(39-40) 98%	(8-8) 100%
ATTENDANCE	534529	192560
Games/Avg Per Game	5/106906	3/64187
Neutral Site Games		0/0

Score by Quarters	1st	2nd	3rd	4th	OT	Total
Penn State	83	93	66	66	0	308
Opponents	3	37	17	20	0	77



## DEFENSIVE STATISTICS

##	Defensive Leaders	gp	Tackles				tfl/yds	Sacks		Pass defense			Fumbles		blkd	
			ua	a	tot			no-yds	int-yds	brup	qbh	rcv-yds	ff	kick	saf	
11	Parsons, Micah	8	26	31	57	6.0-20	1.0-11	.	2	2	.	.	.	.	.	
6	Brown, Cam	8	15	29	44	3.0-9	1.0-2	.	3	4	1-0	1	.	.	.	
38	Wade, Lamont	8	23	19	42	2.5-8	1.0-7	.	5	.	.	.	.	.	.	
17	Taylor, Garrett	8	26	13	39	3.0-9	1.0-7	.	2	.	.	.	.	.	.	
36	Johnson, Jan	8	9	24	33	1.0-5	1.0-5	1-17	2	2	1-0	1	.	.	.	
5	Castro-Fields, Tariq	8	21	12	33	3.0-4	.	2-8	8	.	.	.	.	.	.	
99	Gross-Matos, Yetur	8	16	10	26	9.5-52	5.5-45	.	.	6	.	.	.	.	.	
29	Reid, John	8	15	11	26	2.5-21	1.0-16	2-61	5	1	.	.	.	.	.	
18	Toney, Shaka	8	9	16	25	6.5-41	5.5-40	.	.	4	.	.	.	1	.	
54	Windsor, Robert	8	6	16	22	3.5-21	2.5-18	.	.	5	.	.	.	.	.	
97	Mustipher, PJ	8	10	11	21	3.0-15	.	.	.	.	.	1	.	.	.	
26	Sutherland, Jonathan	8	9	12	21	0.5-0	.	.	.	.	.	.	.	2	.	
13	Brooks, Ellis	8	11	10	21	3.5-22	2.5-17	.	.	1	1-2	.	.	.	.	
40	Luketa, Jesse	8	11	7	18	0.5-1	.	.	4	.	.	.	.	.	.	
7	Brisker, Jaquan	8	10	7	17	1.0-8	.	2-33	2	1	.	.	.	.	.	
15	Smith, Brandon	8	7	5	12	1.0-2	.	.	.	1	.	.	.	.	.	
19	Gordon, Trent	7	7	5	12	1.0-1	.	.	2	.	.	.	.	.	.	
20	Isaac, Adisa	5	4	8	12	3.0-13	1.5-8	.	.	.	.	1	.	.	.	
34	Simmons, Shane	8	6	6	12	1.5-4	.	.	.	.	.	.	.	.	.	
2	Ellis, Keaton	8	5	5	10	.	.	.	2	.	1-0	2	.	.	.	
28	Oweh, Jayson	8	8	2	10	4.0-36	4.0-36	.	1	1	.	2	.	.	.	
53	Hansard, Fred	8	4	5	9	3.5-12	1.0-8	.	.	.	.	.	.	.	.	
55	Shelton, Antonio	8	4	5	9	2.5-9	0.5-3	.	.	2	.	.	.	.	.	
3J	Johnson, Donovan	2	4	2	6	.	.	.	.	.	.	.	.	.	.	
49	Joseph, Daniel	8	3	3	6	1.5-3	1.0-2	.	.	.	.	.	.	.	.	
8	Wilson, Marquis	5	1	5	6	.	.	1-0	.	.	.	.	.	.	.	
85	Lutz, Isaac	8	1	3	4	.	.	.	.	.	.	.	.	.	.	
37	Hartlaub, Drew	8	1	3	4	.	.	.	.	.	1-0	.	.	.	.	
50	Chizmar, Max	3	.	3	3	.	.	.	.	.	.	.	.	.	.	
88	Chisena, Dan	7	2	1	3	.	.	.	.	.	1-0	.	.	.	.	
90	Barber, Damion	5	.	3	3	.	.	.	.	.	.	.	.	.	.	
24	Brown, DJ	6	2	.	2	.	.	.	1	.	.	1	.	.	.	
10	Dixon, Lance	3	.	2	2	.	.	.	.	.	.	.	.	.	.	
45	Katshir, Charlie	7	2	.	2	.	.	.	.	1	.	1	.	.	.	
35	Neff, Justin	4	1	1	2	.	.	.	.	.	.	.	.	.	.	
48	Holmes, C.J.	6	2	.	2	.	.	.	.	.	.	.	.	.	.	
9S	Stoll, Chris	8	1	1	2	.	.	.	.	.	.	.	.	.	.	
51	Beamon, Hakeem	2	1	.	1	.	.	.	.	.	.	.	.	.	.	
77	Culpepper, Judge	8	.	1	1	.	.	.	.	.	.	.	.	.	.	
9	Porter Jr., Joey	3	.	1	1	.	.	.	1	.	.	.	.	.	.	
6S	Shorter, Justin	7	1	.	1	.	.	.	.	.	.	.	.	.	.	
4	Brown, Journey	8	.	.	.	.	.	.	.	.	.	.	.	1	.	
Total		8	284	298	582	67-316	30-225	8-119	40	31	6-2	10	4	.	.	
Opponents		8	286	280	566	48-153	14-76	3-15	20	20	4-0	5	1	.	.	