






2019-20 Schedule (4-2, 0-1)		
November		
	6 #11/9 VIRGINIA	L, 34-48
	13 COLGATE	W, 70-54
NIT Season Tipoff, Syracuse, N.Y.		
	16 SEATTLE	W, 89-67
	20 CORNELL	W, 72-53
NIT Season Tipoff, Syracuse, N.Y.		
	23 BUCKNELL	W, 97-46
NIT Season Tipoff, Brooklyn, N.Y.		
	27 vs. Oklahoma State	L, 72-86
	29 vs. Penn State	7:00 p.m.
December		
Big Ten/ACC Challenge		
	3 IOWA	7:30 p.m.
	7 at Georgia Tech	12:00 p.m.
	14 at Georgetown	1:00 p.m.
	18 OAKLAND	8:00 p.m.
	21 NORTH FLORIDA	6:00 p.m.
	28 NIAGARA	7:00 p.m.
January		
	4 NOTRE DAME	4:00 p.m.
	7 VIRGINIA TECH	9:00 p.m.
	11 at Virginia	4:00 p.m.
	15 BOSTON COLLEGE	6:30 p.m.
	18 at Virginia Tech	12:00 p.m.
	22 at Notre Dame	7:00 p.m.
	25 PITTSBURGH	12:00 p.m.
	28 at Clemson	7:00 p.m.
February		
	1 DUKE	4/6/8 p.m.
	8 WAKE FOREST	8:00 p.m.
	11 NC STATE	7:00 p.m.
	15 at Florida State	12:00 p.m.
	19 at Louisville	7:00 p.m.
	22 GEORGIA TECH	4:00 p.m.
	26 at Pittsburgh	7:00 p.m.
	29 NORTH CAROLINA	4/6/8 p.m.
March		
	3 at Boston College	7:00 p.m.
	7 at Miami	2/4:00 p.m.
	10- ACC Tournament	TBD
	14 at Greensboro, N.C.	


Doug Sherman
 Fran Fraschilla


Matt Park
 Jim Satalin


JD Raucci
 Jonah Karp
 Corey Spector

Orange And Nittany Lions Renew Rivalry In Brooklyn

Syracuse (4-2) faces off with an old rival when the Orange challenge Penn State (5-1) in the NIT Season Tip-off on Nov. 29.



The Nittany Lions represent Syracuse's fourth most-frequent foe in basketball although the two clubs have not met since Jan. 25, 1982. The Orange lead the all-time series, 62-43

Syracuse Notes








- ✓ Redshirt junior forward **Elijah Hughes** (19.0 ppg.) is coming off a career-high 28 points against Oklahoma State.
- ✓ Freshman guard **Joseph Girard III** is averaging 4.5 assists after a nine-assist outing versus the Cowbowys.
- ✓ Junior center **Bourama Sidibe** tops the Orange in rebound average (7.3) and field-goal percentage (18-of-25, .720).
- ✓ Syracuse has limited the opposition to .362 shooting from the field, including a .256 mark on 3-point attempts.

Penn State Notes

- ✓ Coach Patrick Chambers is in his ninth season at Penn State. He has a 132-141 record in his tenure.
- ✓ Penn State opened the season with five straight victories before losing to Ole Miss on Nov. 27, 74-72.
- ✓ Forward Lamar Stevens leads the club in scoring (17.7 ppg.) and rebounding (8.2).
- ✓ Center Mike Watkins has produced 11.3 points, 8.0 boards and 4.0 blocks a game.

	VS.	
2019-20	Season	2019-20
4-2	W-L	5-1
4-2	Last 10	5-1
3-2	Last 5	4-1
72.3	PPG	80.7
59.0	OPP PPG	62.7
+13.3	Margin	+18.0
.452	FG %	.463
.362	FG % DEF	.401
.340	3PT %	.336
.256	3PT % DEF	.310
.669	FT %	.669
36.0	RPG	40.5
33.8	OPP RPG	36.3
+2.2	Margin	+4.2
17.0	Assists PG	16.5
12.7	Turnovers PG	13.5
+1.3	A/TO Ratio	1.2
4-7	Blocks PG	6.7
7.8	Steals PG	10.7

SYRACUSE VETERANS

No.	Player	Pos.	Class	2019-20		No.	Player	Pos.	Class	2019-20	
				PPG	RPG					PPG	RPG
	35 Buddy Boeheim	G	So.	13.3	2.2		33 Elijah Hughes	F	RJr.	19.0	4.5
	<i>Career-high 22 points against Bucknell</i>						<i>double-digit scoring in each of the first six games</i>				
	<i>Made 6-of-8 3-pointers versus Bison</i>						<i>Career-high 28 points versus Oklahoma State</i>				
	20 Robert Braswell	F	So.	1.0	1.3		35 Bourama Sidibe	F	Fr.	7.0	7.3
	<i>17 points in exhibition victory against Daemen</i>						<i>12 points and 14 rebounds versus Colgate</i>				
	<i>Averaged 9.5 points, 2.5 boards in two exhibitions</i>						<i>Squad-best .720 field-goal percentage</i>				
	5 Jalen Carey	G	So.	1.5	3.0		10 Howard Washington	G	Jr.	2.0	1.3
	<i>Started first two games of 2019-20</i>						<i>On 11/13 made first game appearance since 11/21/2018</i>				
	<i>Successful surgery on his right hand 11/22</i>						<i>3 points, 2 rebounds, 2 assists vs. Colgate</i>				
	21 Marek Dolezaj	F	Jr.	8.2	5.7	Pronunciation Guide					
	<i>Nine boards against Virginia</i>					Marek Dolezaj	ma-WRECK DOUGH-le-ji				
	<i>Season-high 19 points versus Seattle</i>					Bourama Sidibe	boe-RAH-ma C-D-Bay				

SYRACUSE

2019-20 Syracuse Basketball Roster

Alphabetical

No.	Name	Pos.	Ht.	Wt.	Yr.	Hometown (H.S./Prep/College)
2	Ajak, John Bol	C	6-10	215	Fr.	Natinga, South Sudan (Westtown School, Pa.)
24	Belbey, Shaun	G	5-10	165	Gr.	Brick, N.J. (Christian Brothers Academy)
35	Boeheim, Buddy	G	6-6	195	So.	Fayetteville, N.Y. (Jamesville-DeWitt/Brewster Academy, N.H.)
20	Braswell, Robert	F	6-7	200	So.	Jacksonville, Fla. (Blythewood, S.C.)
5	Carey, Jalen	G	6-3	186	So.	Harlem, N.Y. (Immaculate Conception, N.J.)
21	Dolezaj, Marek	F	6-10	185	Jr.	Bratislava, Slovakia (Karlovka)
14	Edwards, Jesse	C	6-11	215	Fr.	Amsterdam, Netherlands (IMG Academy, Fla.)
32	Giancola, Nick	F	6-5	183	Jr.	Lexington, Ken. (Lexington Catholic)
11	Girard III, Joseph	G	6-1	181	Fr.	Glens Falls, N.Y. (Glens Falls)
0	Goodine, Brycen	G	6-3	183	Fr.	New Bedford, Mass. (St. Andrew's School, R.I.)
1	Guerrier, Quincy	F	6-7	220	Fr.	Montreal, Quebec (Thetford Academy, Quebec)
33	Hughes, Elijah	F	6-6	215	RJr.	Beacon, N.Y. (Beacon/Kennedy/South Kent Prep, Conn./East Carolina)
13	LaValle, Chris	G	5-11	175	Jr.	Syracuse, N.Y. (West Genesee)
12	Paul, Brendan	G	6-2	175	So.	Shaker Heights, Ohio (Hawken/Brewster Academy, N.H.)
34	Sidibe, Bourama	F	6-10	210	Jr.	Bamako, Mali (St. Benedict's Prep, N.J.)
10	Washington, Howard	G	6-3	175	Jr.	Buffalo, N.Y. (Canisius/Montverde Academy, Fla./Athlete Institute Prep)

Year indicates athletic eligibility standing

Head Coach: Jim Boeheim

Associate Head Coach: Adrian Autry

Assistant Coaches: Allen Griffin, Gerry McNamara

SYRACUSE STORYLINES

1. Syracuse plays Penn State for the first time in 1981-82.
2. The Orange and the Nittany Lions have met 105 times dating back to 1916-17.
3. Elijah Hughes is coming off a career-best 28 points versus Oklahoma State.
4. Joseph Girard III has made all 15 collegiate free throws.








November's Best Elijah Hughes

6 games
19.0 ppg.
4.5 rpg.
4.3 apg.
1.2 bpg.
0.8 spg.
35.5 mpg.

Elijah Hughes

- ✓ **Nov. 27:** Elijah Hughes had a career-best 28 points but it was not enough in an 86-72 loss to Oklahoma State in Brooklyn.
- ✓ **Joseph Girard III** had 12 points and a squad-best nine assists versus the Cowboys.
- ✓ **Nov. 23:** Buddy Boeheim had a career-high 22 points and the Orange defeated Bucknell, 97-46.
- ✓ The Orange led by as many as 53 against Bucknell, keyed by a 37-of-66 (.561) shooting performance. **Elijah Hughes** added 21 points.
- ✓ **Nov. 20:** Elijah Hughes had 22 points and **Buddy Boeheim** added 16 to help Syracuse past Cornell, 72-53.
- ✓ Syracuse beat the Big Red for the 40th straight time in what was the 125th meeting between the programs.
- ✓ **Nov. 16:** **Joseph Girard III** scored a game-high 24 points and the Orange defeated Seattle, 89-67.
- ✓ Syracuse also earned double-digit scoring from **Marek Dolezaj** (19 points), **Elijah Hughes** (15 points), **Quincy Guerrier** (14 points), and **Buddy Boeheim** (10 points).
- ✓ **Nov. 13:** The Orange overcame a 9-1 deficit, and emerged from their 172nd meeting with Colgate, 70-54. It marked Syracuse's 54th straight win against the Raiders.
- ✓ **Buddy Boeheim** tossed in 17 points and six rebounds and **Bourama Sidibe** posted 12 points and 14 rebounds.
- ✓ **Elijah Hughes** tallied a career-high eight assists to go with 14 points.
- ✓ **Nov. 6:** Defending NCAA champion Virginia limited Syracuse to its lowest point total since 1945 in a 48-34, Cavalier victory.
- ✓ **Elijah Hughes** had 14 points and **Marek Dolezaj** had nine rebounds for the Orange.

SYRACUSE FRESHMEN

No.	Player	Pos.	Class	2019-20		No.	Player	Pos.	Class	2019-20	
				PPG	RPG					PPG	RPG
2	John Bol Ajak	C	Fr.	--	--	0	Brycen Goodine	G	Fr.	2.3	1.3
 <p><i>Pennsylvania Sports Writers Class 2A Second Team</i> <i>Ajak is redshirting in 2019-20</i></p>						 <p><i>2019 NEPSAC Class AA Player of the Year</i> <i>6 points, 3 steals against Bucknell</i></p>					
14	Jesse Edwards	C	Fr.	2.8	1.8	1	Quincy Guerrier	F	Fr.	6.8	4.7
 <p><i>Moved to the U.S. in December 2018</i> <i>10 points, 5 rebounds, 2 blocks against Bucknell</i></p>						 <p><i>8 points, 8 rebounds against Bucknell</i> <i>14 points, 7 rebounds versus Seattle</i></p>					
11	Joseph Girard III	G	Fr.	10.8	2.2	<p>Pronunciation Guide</p> <p>John Bol Ajak ahhhh-JOCK Brycen Goodine guh-DINE Quincy Guerrier GURR-e-A</p>					
 <p><i>All-time leading scorer in NYS high school history</i> <i>First start vs. Seattle -- 24 points, 5 rebounds</i></p>											

ORANGE IN THE NBA

Player	at SU	Team	Notes	<i>includes games of 11/27</i>
Carmelo Anthony	2002-03	Portland	4 games, 16.6 ppg., 5.0 rpg.	
Oshae Brissett	2017-19	Toronto	3 games, 1.0 ppg., 0.3 rpg.	
Michael Carter-Williams	2011-13	Orlando	10 games, 4.7 ppg., 3.1 rpg.	
Jerami Grant	2012-14	Denver	16 games, 9.2 ppg., 3.5 rpg.	
Dion Waiters	2010-12	Miami		

ORANGE IN THE NBA G LEAGUE

Player	at SU	Team	Notes	<i>includes games of 11/27</i>
Tyus Battle	2016-19	Iowa	7 games, 6.9 ppg., 4.7 rpg.	
Oshae Brissett	2017-19	Raptors 905	4 games, 15.3 ppg., 7.5 rpg.	
Tyler Ennis	2013-14	Raptors 905	6 games, 18.8 ppg., 9.2 apg., 5.0 rpg.	
Tyler Roberson	2013-17	Agua Caliente	2 games, 7.0 ppg., 5.5 rpg.	
Andrew White	2016-17	Westchester	8 games, 18.6 ppg., 4.9 rpg.	

2019-20 SU Free Throw Shooting In Last 5 Minutes, OT

includes Oklahoma State game

No.	Player	5:00-2:00	1:59-1:00	:59-0:00	Total	Pct.	OT	2019-20	Pct.
21	Dolezaj	3-8			3-8	.375		15-28	.536
1	Guerrier	1-3		1-1	2-4	.500		16-26	.615
33	Hughes	0-2	1-1		1-3	.333		19-25	.706
11	Girard							15-15	1.000
34	Sidibe							6-10	.600
35	Boeheim							5-6	.833
0	Goodine	2-4			2-4	.500		2-4	.500
5	Carey							1-4	.250
10	Washington							1-1	1.000
Totals		6-17	1-1	1-1	8-19	.421		81-121	.669

2019-20 BY CLASS

includes Oklahoma State game

Scoring Class	PPG	Pct.
Graduate	0.0	.000
Junior	35.2	.486
Sophomore	14.3	.198
Freshmen	22.8	.316
Rebounding Class	RPG	Pct.
Graduate	0.0	.000
Junior	18.2	.568
Sophomore	3.8	.120
Freshmen	10.0	.313
Assists Class	APG	Pct.
Graduate	0.0	.000
Junior	8.0	.471
Sophomore	3.0	.176
Freshman	6.0	.353
Blocks Class	SPG	Pct.
Graduate	0.0	.000
Junior	2.5	.536
Sophomore	0.3	.071
Freshman	1.8	.393
Steals Class	SPG	Pct.
Graduate	0.0	.000
Junior	3.0	.383
Sophomore	1.7	.213
Freshman	3.2	.404
Field Goal Percentage Class	Pct.	
Graduate	.000	
Junior	.525	
Sophomore	.344	
Freshman	.446	
3PT Field Goal Percentage Class	Pct.	
Graduate	.000	
Junior	.393	
Sophomore	.353	
Freshman	.265	
Free Throw Percentage Class	Pct.	
Graduate	.000	
Junior	.641	
Sophomore	.600	
Freshman	.723	



October's Best
Elijah Hughes
 2 exhibition games

- 19.5 ppg.
- 6.0 rpg.
- 4.5 apg.
- 0.5 bpg.
- 1.5 spg.
- 25.5 mpg.



Elijah Hughes

October Orange Notes

- ✓ **Oct. 29:** Elijah Hughes tallied 15 points and 10 rebounds, and Joseph Girard III contributed 14 points off the bench in a 77-58, exhibition-game triumph against Carleton (Canada).
- ✓ The Orange defense limited the Ravens to 21-of-54 (.389) from the field, including 4-of-23 (.174) from the 3-point line.
- ✓ **Oct. 26:** The Orange posted a 90-71 victory against Division II Daemen in an exhibition contest at the Dome. Syracuse outrebounded the Wildcats, 42-24.
- ✓ Elijah Hughes hit 8-of-11 from the field, including 5-of-7 3-point attempts, and finished with 24 points. Robert Braswell had 17 points in 22 minutes.

Wallace Jersey To Be Retired At SU

The jersey of former basketball standout John Wallace (#44) will join the most significant numbers in Syracuse hoop history when it is officially retired in a ceremony scheduled for Saturday, February 29, 2020, in the Dome. The Orange host ACC rival North Carolina that day.

John Wallace is one of the great all around players in Syracuse history," said Syracuse Director of Athletics John Wildhack. "He is our third all-time scorer and rebounder and ranks ninth all-time in blocked shots. All Syracuse fans will remember John hitting the 3-pointer to beat Georgia in the Sweet 16 and leading the Orange to the Championship game in 1996. John deserves to be recognized among the greatest players in our storied history."

Wallace will join a group of 14 Syracuse players who have had their jerseys retired: Carmelo Anthony, Dave Bing, Roosevelt Bouie, Derrick Coleman, Sherman Douglas, Dennis DuVal, Billy Gabor, Vic Hanson, Lawrence Moten, Louis Orr, Billy Owens, Rony Seikaly, Wilmeth Sidat-Singh and Dwayne "Pearl" Washington.

"John was one of the most important recruits we signed during my time as head coach," said Coach Jim Boeheim. "He was a high-profile player from the Rochester area who had a great impact on our program. He is very deserving of this honor. John's jersey definitely fits with the others we have retired."

The Adrian Autry Show



Tuesday Nights
7:00 - 8:00 p.m.
 Live from Shaughnessy's Irish Pub



SYRACUSE

SYRACUSE-PENN STATE SERIES



ALL-TIME SERIES

Overall	Syracuse leads, 62-43
Home Total	Syracuse leads, 41-8
Home Total (Dome)	Syracuse leads, 1-0
Home Total (Manley Field House)	Syracuse leads, 15-2
Home Total (Syracuse War Memorial)	Syracuse leads, 7-2
Home Total (Archbold Gym)	Syracuse leads, 18-4
Away Total	Penn State leads, 35-19
Away Total (Rec Hall)	Penn State leads, 31-18
Away Total (The Armory)	Penn State leads, 4-1
Nuetral Site Total (Madison Square Garden)	Syracuse leads, 2-0

Current SYR Streak	Won 11
Longest SYR Winning Streak	11 (1975-present)
Longest SYR Losing Streak	5 (1923-25-present)
	5 (1961-65)
Largest SYR Margin of Victory	12 (68-56, 3/23/2003)
Largest SYR Margin of Defeat	14 (60-74, 12/7/2004)

ALL-TIME RESULTS

Date	Site	W-L	SU-OPP
1/6/1917	The Armory	L	21-22
1/31/1918*	Archbold Gym	W	34-24
1/6/1923*	Archbold Gym	L	15-32
2/23/1923*	Archbold Gym	L	14-44
3/1/1924*	Archbold Gym	L	22-25
3/15/1924	The Armory	L	22-37
2/25/1925	The Armory	L	22-24
3/14/1925*	Archbold Gym	W	38-27
2/24/1926	The Armory	L	31-37
3/6/1926*	Archbold Gym	W	29-12
3/5/1927*	Archbold Gym	W	48-21
1/7/1928	The Armory	W	27-26
2/25/1928*	Archbold Gym	W	28-14
2/23/1929	Red Hall	L	26-35
3/2/1929*	Archbold Gym	W	26-23
2/20/1930	Rec Hall	W	40-26
3/1/1930*	Archbold Gym	W	44-26
1/20/1931	Rec Hall	W	50-33
2/28/1931*	Archbold Gym	W	47-29
1/30/1932	Rec Hall	L	33-41
2/27/1932*	Archbold Gym	W	43-33
3/4/1933*	Archbold Gym	W	44-29
2/24/1934	Rec Hall	W	31-23
3/2/1935*	Archbold Gym	W	47-34
1/15/1936	Rec Hall	L	33-34
2/27/1937*	Archbold Gym	W	39-26
2/26/1938	Rec Hall	L	32-38
12/14/1938	Rec Hall	L	19-33
12/31/1938*	Archbold Gym	W	43-23
1/17/1940	Rec Hall	W	27-24
2/17/1940*	Archbold Gym	W	34-29
1/15/1941	Rec Hall	L	25-44
2/15/1941*	Archbold Gym	W	39-27
12/17/1941	Rec Hall	L	29-37
2/13/1942*	Archbold Gym	L	36-37
1/13/1943	Rec Hall	L	28-42
1/10/1948*	Archbold Gym	W	49-43
2/7/1948	Rec Hall	L	35-40
2/5/1949	Rec Hall	L	47-53
2/26/1949*	Archbold Gym	W	49-47
1/28/1950	Rec Hall	L	61-67
2/25/1950*	Archbold Gym	W	46-44
12/9/1950	Rec Hall	W	61-59
2/24/1951*	Archbold Gym	W	50-46
1/10/1952	Rec Hall	L	57-61

2/23/1952*	Syracuse War Memorial	W	76-72
1/7/1953	Rec Hall	L	62-71
2/21/1953*	Archbold Gym	L	74-78
1/6/1954	Rec Hall	L	63-77
2/20/1954*	Archbold Gym	W	71-69
1/12/1955	Rec Hall	L	85-107
2/18/1955*	Syracuse War Memorial	W	83-60
1/11/1956	Rec Hall	W	71-64
2/17/1956*	Syracuse War Memorial	W	75-66
1/16/1957	Rec Hall	W	75-45
2/23/1957*	Syracuse War Memorial	W	66-55
2/12/1958	Rec Hall	L	60-66
2/21/1958*	Syracuse War Memorial	W	45-31
2/7/1959	Rec Hall	L	72-81
2/21/1959*	Syracuse War Memorial	W	90-73
12/15/1959	Rec Hall	L	75-80
2/20/1960	Rec Hall	W	61-60
12/20/1960*	Syracuse War Memorial	L	58-77
2/18/1961*	Syracuse War Memorial	W	63-61
12/8/1961*	Syracuse War Memorial	L	60-77
12/19/1961	Rec Hall	L	44-53
12/8/1962	Rec Hall	L	54-67
1/12/1963*	Manley Field House	L	49-59
12/14/1963	Rec Hall	L	76-95
1/17/1964*	Manley Field House	W	84-82
12/5/1964	Rec Hall	L	59-81
2/20/1965*	Manley Field House	L	62-70
12/16/1965*	Manley Field House	W	103-79
2/28/1966	Rec Hall	L	79-80
12/16/1966*	Manley Field House	W	77-72
2/1/1967	Rec Hall	W	90-73
12/15/1967*	Manley Field House	W	90-89 OT
12/28/1967	Madison Square Garden	W	83-73
2/7/1968	Rec Hall	L	76-79
12/18/1968*	Manley Field House	W	71-51
1/29/1969	Rec Hall	L	58-64
12/19/1969*	Manley Field House	W	80-69
2/4/1970	Rec Hall	L	95-103
12/17/1970*	Manley Field House	W	92-81
2/3/1971	Rec Hall	W	68-64
12/15/1971*	Manley Field House	W	73-70
12/30/1971	Madison Square Garden	W	92-77
2/2/1972	Rec Hall	L	76-81 OT
12/20/1972*	Manley Field House	W	73-62
1/31/1973	Rec Hall	L	68-72
12/19/1973*	Manley Field House	W	59-55
1/30/1974	Rec Hall	L	55-61
12/17/1974*	Manley Field House	W	75-71
1/29/1975	Rec Hall	L	84-88
12/19/1975*	Manley Field House	W	90-82
2/11/1976	Rec Hall	W	100-93
12/13/1976*	Manley Field House	W	101-63
1/12/1977	Rec Hall	W	82-66
12/16/1977*	Manley Field House	W	81-45
1/11/1978	Rec Hall	W	83-77
12/16/1978	Rec Hall	W	67-50
1/10/1979*	Manley Field House	W	85-70
12/15/1979	Rec Hall	W	85-72
12/16/1980*	Carrier Dome	W	77-63
1/25/1982	Rec Hall	W	69-68

The Gerry McNamara Show



Monday Nights
7:00 - 8:00 p.m.

Live from Wildcat Sports Pub



CLASS OF 2020

Newton, Richmond Sign NLI With Syracuse

Woody Newton from Mt. Zion Prep and Brewster Academy (N.H.) product Kadary Richmond have signed National Letters of Intent (NLI) to enroll and play basketball for Syracuse next season, according to the University.

Newton, a 6-8, 190 forward, is a member of the Mt. Zion Prep team led by Coach Rodrick Harrison. The native of Baltimore is ranked 79th overall in the 2020 class by 247Sports.com. Newton's play helped the Warriors advance to the 2019 National Prep Championship during his junior season.

Richmond, a 6-5, 175 guard, is playing for Coach Jason Smith at Brewster Academy this season, the same school attended by current Syracuse performers Buddy Boeheim and Brendan Paul. Richmond had previously attended South Shore High School in his hometown, Brooklyn, N.Y. Richmond led the Vikings to a PSAL (Public Schools Athletic League) Championship in 2019 with the team finishing the year ranked first overall among the New York City metro area's PSAL, Catholic High School Athletic Association (CHSAA) and AIS schools by the New York State Sportswriters Association. He was the most valuable player of the City Championship Game and was the New York City Public School Player of the Year. Richmond is ranked 98th overall in the 2020 class by 247Sports.com.

The National Letter-of-Intent program was started in 1964. Administered by the Collegiate Commissioners Association (CCA), the program was designed with prospective student-athletes in mind. A signed letter-of-intent indicates a prospective student-athlete agrees to attend the designated college or university for one academic year. Institutions agree to provide athletics financial aid for one academic year to the student-athlete, provided the student-athlete is admitted to the institution and is eligible for financial aid under NCAA rules.

SU DUNK BOARD

Includes Oklahoma State game

Player	Games	Dunks	Career
Bourama Sidibe	6	6	10
Quincy Guerrier	6	3	3
Marek Dolezaj	6	1	5
Jesse Edwards	6	2	2
Elijah Hughes	6	1	8
Total	6	13	

SYRACUSE

2019-20 OPPONENTS

Date	Opponent	includes games of Nov. 27			Post	TV
		W-L	Rank	Series		
11/6	VIRGINIA					ACCN
11/13	COLGATE	4-3		127-45		RSN
11/16	SEATTLE	2-5		1-0		ACCN
11/20	CORNELL	1-6		94-31		ACCN
11/23	BUCKNELL	3-4		10-1		ACCN
11/27	vs. Oklahoma State	6-0		2-4		ESPN 2
11/29	Penn State	5-1	--/rv	62-43		ESPN 2
12/3	IOWA	4-1		1-2		ESPN 2
12/7	at Georgia Tech	2-3		5-6		ACCN
12/14	at Georgetown	4-2		51-43		
12/18	OAKLAND	4-3		3-0		ACCN
12/21	NORTH FLORIDA	4-3		1-0		ACCN
12/28	NIAGARA	0-5		52-28		ACCN
1/4	NOTRE DAME	6-1		29-21		ESPN
1/7	VIRGINIA TECH	6-2		9-4		ACCN
1/11	at Virginia	7-0	7/6	5-8		ESPN
1/15	BOSTON COLLEGE	4-3		49-26		ACCN
1/18	at Virginia Tech					RSN
1/22	at Notre Dame					ESPN 2
1/25	PITTSBURGH	6-2		71-45		ESPN
1/28	at Clemson	5-2		4-5		RSN
2/1	DUKE	6-1	1/1	6-9		ESPN
2/8	WAKE FOREST	3-2		8-1		ACCN
2/11	NC STATE	5-1		7-5		ESPN
2/15	at Florida State	5-1	rv/rv	7-4		ESPN
2/19	at Louisville	6-0	2/2	10-18		ESPN
2/22	GEORGIA TECH					RSN
2/26	at Pittsburgh					ESPN
2/29	NORTH CAROLINA	5-0	6/4	4-12		ESPN
3/3	at Boston College					ESPN
3/7	at Miami	4-3		19-8		ACCN
TOTAL		107-55	.660			

In-Season Media Services

Interview Opportunities

Postgame: The Syracuse lockerroom is open after Coach Boeheim's postgame press conference.

Coach Boeheim: Media should contact Pete Moore in Athletic Communications (315-443-2080) to check on Coach Boeheim's availability.

Student-Athletes and Assistant Coaches: Please respect the privacy of the student-athletes and their families by NOT contacting them directly.

Interviews SHOULD NOT be conducted without making the arrangements through Pete Moore.

Attending Practice: Contact Pete Moore to obtain the practice schedule and site, to learn if the practice is open, and to notify him if you plan to attend. REPORTING ON INJURIES OR THE SPECIFIC PRACTICE IS PROHIBITED.

Radio

Syracuse IMG Sports Network: Voice of the Orange Matt Park '97 and analyst Jim Satalin broadcast all of Syracuse's games on the Syracuse IMG Radio Network. The programming originates from WTKW-FM (99.5) and is carried by affiliates in New York, Pennsylvania and Vermont. WAER-FM (88.3) also carries SU men's basketball games home and away.

SU on Sirius: SIRIUS Satellite radio carries SU men's basketball games on a family of more than 120 stations. Visit www.sirius.com for a guide.

Internet

www.cuse.com: The site includes up-to-the minute SU athletics news, rosters, schedules, results, and statistics for all 21 varsity sports. Broadcasts of Syracuse University men's basketball can be heard through the website as well.

Cuse.com

Coach Jim Boeheim's post-game press conference and game highlights are available on Cuse.com.

Atlantic Coast Conference (www.acc.com):

The ACC website contains current news, standings, notes, results and statistics.

Athletic Communications Men's Basketball Directory


Pete Moore, director 315-443-2608
cell phone 315-952-5011
e-mail address..... pimoore@syr.edu
Susie Mehringer, assistant 315-443-2608
Brett Hetnik, assistant..... 781-534-1819

The Allen Griffin Show



Tuesday Nights
6:00 - 7:00 p.m.
Live from Attilio's

ESPN
97.7/100.1 (FM)



Jim Boeheim is in his 44th year as head coach at Syracuse, his alma mater.

JIM BOEHEIM RECORDS

1976-present (44th season)

At Syracuse: 950-387 (.711)*
*record reflects 101 wins vacated between 2004-07 and 2010-12 by the NCAA

As an SU Player: 52-24 (.684)

As an SU Assistant: 139-65 (.681)

NCAA Tournament: 56-33 (.629)#
#record reflects 4 NCAA Tournament wins vacated between 2004-07 and 2010-12 by the NCAA

NIT: 11-8 (.579)^
^record reflects 2 NIT wins vacated between 2004-07 and 2010-12 by the NCAA

ACC Tournament: 2-5 (.286)

BIG EAST Tournament: 50-29 (.633)

In Overtime: 45-29 (.608)

Division I Coaches Wins At Alma Mater


Coach	Schools	Wins
1. JIM BOEHEIM	Syracuse	*950
2. Norm Stewart	Missouri	634
3. Slats Gill	Oregon State	599
4. Guy Lewis	Houston	592
5. Phog Allen	Kansas	588

*record reflects 101 wins vacated between 2004-07 and 2010-12 by the NCAA

Division I Coaches by Wins

Coach	Schools	Wins
1. M. KRZYZEWSKI	Army, Duke	1,138
2. JIM BOEHEIM	Syracuse	*950
3. Bob Knight	Army, Indiana, Texas Tech	902
4. Dean Smith	North Carolina	879
5. ROY WILLIAMS	Kansas, North Carolina	876
Adolph Rupp	Kentucky	876

*record reflects 101 wins vacated between 2004-07 and 2010-12 by the NCAA



Boeheim Second All-Time In Wins

Jim Boeheim is in the midst of his 44th season as head coach at his alma mater, Syracuse. He earned the *950th win of his coaching tenure when the Orange defeated Bucknell on Nov. 23.

Mike Krzyzewski (Army, Duke) is the only active Division I coach who is ahead of Boeheim on the wins and games-coached list.

Boeheim's 43 seasons completed put him first on the list of Division I coaches at their current schools. Krzyzewski is second with 38 campaigns at Duke. Boeheim leads all Division I coaches in wins at his alma mater.

950*

The Book On Boeheim

Boeheim owns a career record of *950-387 (.711).

Jim Phelan (Mt. St. Mary's, 1,355 games) is the only Division I coach who has logged more than Boeheim's 1,337 games (total reflects 101 games vacated between 2004-07 and 2010-12 by the NCAA) for coaches who have served at only one institution.

The 2019 NCAA berth gave SU 40 post-season appearances under Boeheim, including 34 NCAA Tournaments. He has guided his alma mater to the NCAA title game three times, winning it for the first time in 2003.

*record reflects 101 wins vacated between 2004-07 and 2010-12 by the NCAA



"Ball" In The Family

Basketball in the Boeheim family extends beyond Coach Boeheim. The eldest son, Jimmy, is a junior letter winner at Cornell. He graduated from Jamesville-DeWitt High School.

Buddy is a sophomore at Syracuse. He played at Jamesville-DeWitt through his junior year before spending his senior season at Brewster Academy (N.H.).

NABC Foundation Honors Boeheim

Coach Boeheim received the 2019 Court of Honor Award from the National Association of Basketball Coaches Foundation at the 10th Court of Honor Gala on Tuesday, June 18. The Court of Honor Award is presented to individuals who have roots in college basketball, values those roots, and have gone on to distinguish themselves in their profession, exhibiting the highest standards of leadership.

The Gala was held at Gotham Hall in New York City. Previous recipients have included Duke Coach Mike Krzyzewski and former Georgetown Coach John Thompson, Jr. .



Active Division I Coaches by Games

Coach	Schools	Games
1. Mike Krzyzewski	Army, Duke	1,483
2. JIM BOEHEIM	Syracuse	*1,337
3. Cliff Ellis	S. Alabama, Clemson, Auburn, Coastal Carolina	1,273
4. Bob Huggins	Walsh, Akron, Cincinnati, Kansas State, West Virginia	1,227
5. Roy Williams	Kansas, North Carolina	1,110

*total reflects 101 games vacated between 2004-07 and 2010-12 by the NCAA.

Division I Coaches 20-Win Seasons

Coach	Schools	No.
1. M. KRZYZEWSKI	Army, Duke	35
2. JIM BOEHEIM	Syracuse	*33
3. Dean Smith	North Carolina	30
4. ROY WILLIAMS	Kansas, North Carolina	29
Bob Knight	Army, Indiana, Texas Tech	29
Lute Olson	Iowa, Arizona	29

*total reflects five 20-win seasons vacated between 2004-07 and 2010-12 by the NCAA

Active Coaches in CAPS

Division I Seasons With Current School

Coach	School	Seasons
1. JIM BOEHEIM	Syracuse	43
2. M. Krzyzewski	Duke	38
3. Greg Kampe	Oakland	36
4. Bob McKillop	Davidson	30
5. Ron Cottrell	Houston Baptist	28

represents seasons completed

Division I NCAA Tournament Wins

Coach	Schools	Wins
1. M. KRZYZEWSKI	Duke	97
2. ROY WILLIAMS	N. Carolina, Kansas	79
3. Dean Smith	North Carolina	65
4. JIM BOEHEIM	Syracuse	*56
5. TOM IZZO	Michigan State	52
6. Jim Calhoun	Northeastern, Connecticut	49
7. BILL SELF	Tulsa, Illinois, Kansas	48
8. John Wooden	UCLA	47

*record reflects 4 tournament wins vacated between 2004-07 and 2010-12 by the NCAA

includes games of Nov. 27, 2019

SYRACUSE

2019-20 AP POLL

2019 Week 4		
No.	Team	W-L Points
1.	Duke (53)	6-0 1,610
2.	Louisville (7)	6-0 1,512
3.	Michigan State (4)	3-1 1,500
4.	Kansas	3-1 1,383
5.	Maryland	5-0 1,262
6.	North Carolina	4-0 1,260
7.	Virginia (1)	6-0 1,232
8.	Gonzaga	6-0 1,222
9.	Kentucky	5-1 1,090
10.	Ohio State	5-0 1,033
11.	Oregon	5-0 1,006
12.	Texas Tech	5-0 933
13.	Seton Hall	4-1 866
14.	Arizona	6-0 716
15.	Utah State	7-0 702
16.	Memphis	5-1 587
17.	Tennessee	4-0 490
18.	Auburn	5-0 488
19.	Baylor	5-1 450
20.	VCU	5-0 426
21.	Colorado	4-0 290
22.	Villanova	4-2 247
23.	Washington	5-1 228
24.	Florida	5-2 148
25.	Xavier	6-1 139

Others receiving votes: Florida State 137, Oklahoma 22, Saint Mary's 22, Butler 21, LSU 19, Texas 16, Arkansas 13, Michigan 12, Penn State 10, Purdue 10, Liberty 6, Wisconsin 4, Cincinnati 3, Missouri 3, San Diego State 2, Vermont 2, Mississippi State 1, Dayton 1, Georgetown 1

SU IN THE 2019-20 POLLS

Date	AP	USA Today
Preseason	rv	rv
11/11/2019	--	--
11/18/2019	--	rv
11/25/2019	--	--

The AmeriCU Jim Boeheim Show



Thursdays
7:00 - 8:00 p.m.
Live from Carrabbas in Fayetteville



2019-20 USA TODAY POLL

2019 Week 4		
No.	Team	W-L Points
1.	Duke (27)	6-0 766
2.	Louisville (1)	6-0 728
3.	Michigan State (1)	3-1 689
4.	North Carolina	4-0 640
5.	Kansas	3-1 637
6.	Virginia	6-0 628
7.	Gonzaga	6-0 576
8.	Maryland (1)	5-0 572
9.	Ohio State (1)	5-0 524
10.	Oregon	5-0 471
11.	Kentucky	5-1 454
12.	Texas Tech	5-0 430
13.	Seton Hall	4-1 378
14.	Arizona	6-0 375
15.	Utah State	7-0 296
16.	Tennessee	4-0 276
17.	Auburn	5-0 255
18.	Baylor	5-1 223
19.	VCU	5-0 213
20.	Memphis	5-1 163
21.	Villanova	4-2 147
22.	Washington	5-1 108
23.	Xavier	6-1 96
24.	Colorado	4-0 76
25.	Florida	5-2 71

Others receiving votes: Oklahoma 53, Purdue 42, Texas 32, Florida State 30, Michigan 24, Saint Mary's 16, Penn State 15, Kansas State 15, Butler 14, Arkansas 12, LSU 10, Creighton 9, Dayton 7, Wisconsin 6, Cincinnati 2, Wichita State 2, Tulane 1, West Virginia 1, DePaul 1, Indiana 1.

SU'S MOST FAMILIAR FOES

Opponents	Games
1. Colgate (Nov. 13)	172
2. Cornell (Nov. 20)	125
3. Pittsburgh (Jan. 26, Feb. 26)	116
4. Penn State (Nov. 29)	105
5. Connecticut (Nov. 15)	95
6. Georgetown (Dec. 14)	94
7. St. John's	91
8. Niagara (Dec. 28)	81
9. Boston College (Jan. 15, Mar. 3)	75
10. Villanova	72

bold indicates 2019-20 opponent

SYRACUSE POLL POINTS

The last time . . .

SU vs. ranked team	11/6/19	#11 Virginia 48, SU 34
SU beat a ranked team	2/20/19	SU 69, #18 Louisville 49
Both ranked	11/16/18	#13 Oregon 80, #15 SU 65
Both top 10	2/22/14	#5 Duke 66, #1 SU 60
Both top 5	2/22/14	#5 Duke 66, #1 SU 60
SU vs. ranked back-to-back	3/4/19	#2 Virginia 79, SU 53
SU played #1	2/23/19	#5 North Carolina 93, SU 85
SU beat #1	1/14/19	#1 Duke 75, SU 65
SU played #2	3/4/19	SU 95, #1 Duke 91 OT
SU beat #2	2/3/03	#2 Virginia 79, SU 53
SU played #3	1/9/18	SU 67, #2 Pittsburgh 65
SU beat #3	3/12/09	#3 Virginia 68, SU 60
SU played #4	3/27/16	#18 SU 127, #3 UConn 117 6 OT
SU beat #4	3/27/16	SU 68, #4 Virginia 62 (NCAA)
SU played #5	3/14/19	SU 68, #4 Virginia 62 (NCAA)
SU beat #5	3/18/18	#5 Duke 84, SU 72 (ACCT)
SU played #6	1/28/17	SU 55, #5 Mich. State (NCAA) 53
SU beat #6	1/28/17	SU 82, #6 Florida State 72
SU played #7	2/26/17	SU 82, #6 Florida State 72
SU beat #7	12/7/10	#7 Louisville 88, SU 68
SU played #8	2/13/17	#8 SU 72, #7 Michigan State 58
SU beat #8	12/28/13	#8 Louisville 76, SU 72 OT
SU played #9	3/23/18	#2 SU 78, #8 Villanova 62
SU beat #9	2/4/17	#9 Duke 69, SU 65 (NCAA)
SU played #10	1/26/19	SU 66, #9 Virginia 62
SU beat #10	2/22/17	#10 Virginia Tech 78, SU 56
SU played #11	11/6/19	SU 78, #10 Duke 75
SU beat #11	2/26/11	#11 Virginia 48, SU 34
SU played #12	3/7/18	#17 SU 58, #11 Georgetown 51
SU beat #12	2/18/15	#12 N. Carolina 78, SU 59 (ACCT)
SU played #13	11/16/18	SU 69, #12 Louisville 59
SU beat #13	11/19/09	#13 Oregon 80, #15 SU 65
SU played #14	12/18/18	SU 95, #13 California 73
SU beat #14	3/22/12*	#14 Buffalo 71, SU 59
SU played #15	1/21/17	#2 SU 64, #14 Wisconsin 63 (NCAA)
SU beat #15	3/30/13	#15 Notre Dame 85, SU 68
SU played #16	11/28/18	#16 SU 55, #15 Marquette 39 (NCAA)
SU beat #16	11/28/18	SU 72, #16 Ohio State 62
SU played #17	11/29/16	SU 72, #16 Ohio State 62
SU beat #17	2/1/14	#17 Wisconsin 77, #22 SU 60
SU played #18	2/20/19	#2 SU 93, #17 Duke 89 OT
SU beat #18	2/20/19	SU 69, #18 Louisville 49
SU played #19	3/3/12*	SU 69, #18 Louisville 49
SU beat #19	3/3/12*	#2 SU 58, #19 Louisville 49
SU played #20	1/18/16	#2 SU 58, #19 Louisville 49
SU beat #20	1/18/16	SU 64, #20 Duke 62
SU played #21	1/21/13	SU 64, #20 Duke 62
SU beat #21	1/21/13	#13 SU 57, #21 Cincinnati 55
SU played #22	2/5/19	#13 SU 57, #21 Cincinnati 55
SU beat #22	1/18/14	#22 Florida State 80, SU 62
SU played #23	1/13/18	#2 SU 59, #22 Pittsburgh 54
SU beat #23	12/20/08	#23 Florida State 101, SU 90 2OT
SU played #24	11/19/04	SU 72, #23 Memphis 65
SU beat #24	11/19/04	SU 71, #24 Memphis 62
SU played #25	1/28/16	SU 81, #25 Notre Dame 66
SU beat #25	1/28/16	SU 71, #24 Memphis 62

Ranked opponents

in a season 15 2008-09

*wins vacated by NCAA sanctions



#35 BUDDY BOEHEIM

Guard • 6-6 • 195 • Sophomore • Fayetteville, N.Y.
Jamesville-DeWitt H.S. • Brewster Acad. (N.H.)

- Boeheim has started every game this season.
- He ranks second on the team in scoring and 3-point field goals made.
- Boeheim led all scorers with 17 points against Colgate.
- He set career highs in points (22), field goals made (8) and 3-point field goals made (6) and tied his career high in assists (4) against Bucknell.

SEASON HIGHS

Points: 22 vs. Bucknell, 2019-20
FG Made: 8 vs. Bucknell, 2019-20
FG Attempted: 18 vs. Cornell, 2019-20
3-Point FGM: 6 vs. Bucknell, 2019-20
3-Point FGA: 13 vs. Cornell, 2019-20
FT Made: 3 vs. Oklahoma St., 2019-20
FT Attempted: 4 vs. Oklahoma St., 2019-20
Rebounds: 6 vs. Colgate, 2019-20
Off. Rebounds:
Def. Rebounds: 6 vs. Colgate, 2019-19
Assists: 4 vs. Seattle, Bucknell, 2019-20
Steals: 2 vs. Colgate, Bucknell, 2019-20
Blocks: 1 vs. Colgate, Virginia, 2019-20
Minutes: 37 vs. Cornell, 2019-20

CAREER HIGHS

Points: 22 vs. Bucknell, 2019-20
FG Made: 8 vs. Bucknell, 2019-20
FG Attempted: 18 vs. Cornell, 2019-20
3-Point FGM: 6 vs. Bucknell, 2019-20
3-Point FGA: 13 vs. Cornell, 2019-20
FT Made: 5 vs. Pittsburgh (ACCT), 2018-19
FT Attempted: 7 vs. Pittsburgh (ACCT), 2018-19
Rebounds: 6 vs. Colgate, 2019-20; vs. Pittsburgh (ACCT), 2018-19
Off. Rebounds: 4 vs. Duke, 2018-19
Def. Rebounds: 6 vs. Colgate, 2019-20
Assists: 4 vs. Seattle, Bucknell, 2019-20; vs. Pittsburgh (ACCT), 2018-19
Steals: 3 vs. Boston College, 2018-19
Blocks: 1 vs. Virginia, Colgate 2019-20; 1 at Boston College, Louisville, 2018-19
Minutes: 39 vs. Baylor (NCAAT), 2018-19

2019-20 GAME-BY-GAME

Opponent	MP	FG	3PT	FT	REB	F	A	T	B	S	TP
VIRGINIA *	32	3-12	1-8	0-0	2	1	1	1	1	1	7
COLGATE *	33	7-14	3-5	0-0	6	0	2	1	1	2	17
SEATTLE *	34	3-9	2-7	2-2	2	1	4	1	0	1	10
CORNELL *	37	6-18	4-13	0-0	2	1	3	0	0	1	16
BUCKNELL *	23	8-12	6-8	0-0	0	0	4	1	0	2	22
vs Oklahoma State *	29	2-11	1-7	3-4	1	1	3	2	0	0	8
vs Penn State											
IOWA											
at Georgia Tech											
at Georgetown											
OAKLAND											
NORTH FLORIDA											
NIAGARA											
NOTRE DAME											
VIRGINIA TECH											
at Virginia Tech											
at Notre Dame											
PITTSBURGH											
at Clemson											
DUKE											
WAKE FOREST											
NC STATE											
at Florida State											
at Louisville											
GEORGIA TECH											
at Pittsburgh											
NORTH CAROLINA											
at Boston College											
at Miami											

BOEHEIM'S CAREER STATISTICS

Year	G	GS	TOTAL			3-PTS			FT	FTA	Pct	REBOUNDS				PF	FO	A	TO	Blk	Stl	Pts	Avg
			FG	FGA	Pct	3FG	3FGA	Pct				O	D	Tot	Avg								
2018-19	32	5	72	189	.381	47	133	.353	26	33	.788	18	34	52	1.6	38	0	33	25	3	18	217	6.8
2019-20	6	6	29	76	.382	17	48	.354	5	6	.833	0	13	13	2.2	4	0	17	6	2	7	80	13.3
Totals	38	11	101	265	.381	64	181	.354	31	39	.795	18	47	65	1.7	42	0	50	31	5	25	297	7.8



#20 ROBERT BRASWELL

Forward • 6-7 • 200 • Sophomore • Jacksonville, Fla.
Blythewood H.S. (S.C.)

- Braswell made his season debut in Syracuse's win against Colgate.
- He has grabbed two rebounds in each of his appearances this season.
- Braswell scored his first points of the year against Oklahoma St.

SEASON HIGHS

Points:
FG Made: 1 vs. Oklahoma St., 2019-20
FG Attempted: 2 vs. Colgate, Bucknell, 2019-20
3-Point FGM: 1 vs. Oklahoma St., 2019-20
3-Point FGA: 1 vs. Bucknell, Oklahoma St., 2019-20
FT Made:
FT Attempted:
Rebounds: 2 vs. Colgate, Bucknell, 2019-20
Off. Rebounds: 1 vs. Colgate, 2019-20
Def. Rebounds: 2 vs. Bucknell, 2019-20
Assists:
Steals: 2 vs. Bucknell, 2019-20
Blocks:
Minutes: 9 vs. Bucknell, 2019-20

CAREER HIGHS

Points: 6 vs. Arkansas State, 2018-19
FG Made: 2 vs. Arkansas State, St. Bonaventure, 2018-19
FG Attempted: 3 vs. St. Bonaventure, 2018-19
3-Point FGM: 1 vs. Northeastern, 2018-19; vs. Oklahoma St., 2019-20
3-Point FGA: 1 vs. Eastern Washington, Northeastern, 2018-19; vs. Bucknell, Oklahoma St., 2019-20
FT Made: 2 vs. Northeastern, Arkansas State, at Virginia Tech, 2018-19
FT Attempted: 2 vs. Colgate, Northeastern, Arkansas State, at Virginia Tech, NC State, 2018-19
Rebounds: 4 vs. Eastern Washington, 2018-19
Off. Rebounds: 1 vs. Colgate, 2019-20; vs. Eastern Washington, St. Bonaventure, 2018-19
Def. Rebounds: 3 vs. Eastern Washington, 2018-19
Assists: 2 vs. Eastern Washington, 2018-19
Steals: 3 at NC State, 2018-19
Blocks: 1 vs. Arkansas State, 2018-19
Minutes: 11 vs. Eastern Washington, 2018-19

2019-20 GAME-BY-GAME

Opponent	MP	FG	3PT	FT	REB	F	A	T	B	S	TP
VIRGINIA	DNP										
COLGATE	8	0-2	0-0	0-0	2	1	0	1	0	0	0
SEATTLE	DNP										
CORNELL	DNP										
BUCKNELL	9	0-2	0-1	0-0	2	1	0	0	0	2	0
vs Oklahoma State	7	1-1	1-1	0-0	0	0	0	0	0	0	3
vs Penn State											
IOWA											
at Georgia Tech											
at Georgetown											
OAKLAND											
NORTH FLORIDA											
NIAGARA											
NOTRE DAME											
VIRGINIA TECH											
at Virginia Tech											
at Notre Dame											
PITTSBURGH											
at Clemson											
DUKE											
WAKE FOREST											
NC STATE											
at Florida State											
at Louisville											
GEORGIA TECH											
at Pittsburgh											
NORTH CAROLINA											
at Boston College											
at Miami											

BRASWELL'S CAREER STATISTICS

Year	G	GS	TOTAL			3-PTS			FT	FTA	Pct	REBOUNDS				PF	FO	A	TO	Blk	Stl	Pts	Avg
			FG	FGA	Pct	3FG	3FGA	Pct				O	D	Tot	Avg								
2018-19	12	0	8	12	.667	1	2	.500	9	12	.750	2	8	10	0.8	2	0	5	7	1	6	26	2.2
2019-20	3	0	1	5	.200	1	2	.500	0	0	.000	1	3	4	1.3	2	0	0	1	0	2	3	1.0
Totals	15	0	9	17	.529	2	4	.500	9	12	.750	3	11	14	1.0	4	0	5	8	1	8	27	1.8



#5 JALEN CAREY

Guard • 6-3 • 186 • Sophomore • Harlem, N.Y.
Immaculate Conception H.S. (N.J.)

- Carey was a member of the starting five in the first two games of the season.

SEASON HIGHS

Points: 2 vs. Virginia, 2019-20
FG Made: 1 vs. Virginia, 2019-20
FG Attempted: 6 vs. Virginia, 2019-20
3-Point FGM:
3-Point FGA:
FT Made: 1 vs. Colgate, 2019-20
FT Attempted: 2 vs. Colgate, Virginia, 2019-20
Rebounds: 5 vs. Virginia, 2019-20
Off. Rebounds: 2 vs. Virginia, 2019-20
Def. Rebounds: 3 vs. Virginia, 2019-20
Assists: 1 vs. Virginia, 2019-20
Steals: 1 vs. Virginia, 2019-20
Blocks:
Minutes: 18 vs. Virginia, 2019-20

CAREER HIGHS

Points: 26 vs. Connecticut, 2018-19
FG Made: 9 vs. Connecticut, 2018-19
FG Attempted: 14 vs. Connecticut, 2018-19
3-Point FGM: 1 vs. Eastern Washington, Connecticut, Oregon, Georgetown, 2018-19
3-Point FGA: 4 vs. Connecticut, 2018-19
FT Made: 7 vs. Connecticut, 2018-19
FT Attempted: 8 vs. Connecticut, 2018-19
Rebounds: 7 vs. Connecticut, 2018-19
Off. Rebounds: 2 vs. Virginia, 2019-20; vs. Eastern Washington, 2018-19
Def. Rebounds: 6 vs. Connecticut, 2018-19
Assists: 4 vs. Georgetown, 2018-19
Steals: 3 vs. Connecticut, Oregon, St. Bonaventure, 2018-19
Blocks: 1 vs. Morehead State, Northeastern, Georgetown, Miami, 2018-19
Minutes: 38 vs. Connecticut, 2018-19

2019-20 GAME-BY-GAME

Opponent	MP	FG	3PT	FT	REB	F	A	T	B	S	TP
VIRGINIA *	18	1-6	0-0	0-2	5	0	1	1	0	1	2
COLGATE *	6	0-2	0-0	1-2	1	1	0	2	0	0	1
SEATTLE	DNP										
CORNELL	DNP										
BUCKNELL	DNP										
vs Oklahoma State	DNP										
vs Penn State											
IOWA											
at Georgia Tech											
at Georgetown											
OAKLAND											
NORTH FLORIDA											
NIAGARA											
NOTRE DAME											
VIRGINIA TECH											
at Virginia Tech											
at Notre Dame											
PITTSBURGH											
at Clemson											
DUKE											
WAKE FOREST											
NC STATE											
at Florida State											
at Louisville											
GEORGIA TECH											
at Pittsburgh											
NORTH CAROLINA											
at Boston College											
at Miami											

CAREY'S CAREER STATISTICS

Year	G	GS	TOTAL			3-PTS			FT	FTA	Pct	REBOUNDS				PF	FO	A	TO	Blk	Stl	Pts	Avg
			FG	FGA	Pct	3FG	3FGA	Pct				O	D	Tot	Avg								
2018-19	25	2	29	74	.392	4	23	.174	25	40	.625	6	33	39	1.6	12	0	25	41	4	16	87	3.5
2019-20	2	2	1	8	.125	0	0	.000	1	4	.250	2	4	6	3.0	1	0	1	3	0	1	3	1.5
Totals	27	4	30	82	.366	4	23	.174	26	44	.591	8	37	45	1.7	13	0	26	44	4	17	90	3.3



#21 MAREK DOLEZAJ

Forward • 6-10 • 185 • Junior • Bratislava, Slovakia
Karlovska

- Dolezaj has started all five games this season.
- He ranks second on the team in rebounding (5.7 rpg.).
- Dolezaj was 7-for-8 from the field on his way to a season-high 19 points against Seattle.
- He tied his career high with three blocks against Bucknell.

SEASON HIGHS

Points: 19 vs. Seattle, 2019-20
FG Made: 7 vs. Seattle, 2019-20
FG Attempted: 8 vs. Seattle, 2019-20
3-Point FGM:
3-Point FGA: 2 vs. Virginia, 2019-20
FT Made: 5 vs. Seattle, Oklahoma St., 2019-20
FT Attempted: 10 vs. Seattle, Oklahoma St., 2019-20
Rebounds: 9 vs. Virginia, 2019-20
Off. Rebounds: 4 vs. Colgate, 2019-20
Def. Rebounds: 6 vs. Virginia, 2019-20
Assists: 4 vs. Seattle, 2019-20
Steals: 3 vs. Seattle, Oklahoma St., 2019-20
Blocks: 3 vs. Bucknell, 2019-20
Minutes: 40 vs. Virginia, 2019-20

CAREER HIGHS

Points: 20 vs. Wake Forest (ACCT), 2017-18
FG Made: 8 vs. TCU (NCAAT), 2017-18
FG Attempted: 13 vs. TCU (NCAAT), 2017-18
3-Point FGM: 2 at Ohio State, Clemson, 2018-19
3-Point FGA: 4 vs. Clemson, 2018-19
FT Made: 8 vs. Wake Forest (ACCT), 2017-18
FT Attempted: 10 vs. Wake Forest (ACCT), 2017-18; vs. Seattle, Oklahoma St., 2019-20
Rebounds: 10 vs. St. Bonaventure, 2017-18
Off. Rebounds: 5 vs. Cornell, 2017-18
Def. Rebounds: 8 vs. Louisville, 2018-19
Assists: 7 vs. Texas Southern, 2017-18
Steals: 5 vs. Georgia Tech, 2018-19
Blocks: 3 vs. Oakland, St. Bonaventure, 2017-18; vs. Bucknell, 2019-20
Minutes: 40 vs. Virginia, 2019-20

2019-20 GAME-BY-GAME

Opponent	MP	FG	3PT	FT	REB	F	A	T	B	S	TP
VIRGINIA *	40	2-8	0-2	0-0	9	3	2	2	0	0	4
COLGATE *	24	2-3	0-0	3-4	6	2	1	0	1	2	7
SEATTLE *	37	7-8	0-0	5-10	2	2	4	0	0	3	19
CORNELL *	34	3-4	0-0	0-2	8	5	2	1	0	0	6
BUCKNELL *	24	2-4	0-0	2-2	7	2	3	0	3	2	6
vs Oklahoma State *	34	1-3	0-1	5-10	2	4	1	3	0	3	7
vs Penn State											
IOWA											
at Georgia Tech											
at Georgetown											
OAKLAND											
NORTH FLORIDA											
NIAGARA											
NOTRE DAME											
VIRGINIA TECH											
at Virginia Tech											
at Notre Dame											
PITTSBURGH											
at Clemson											
DUKE											
WAKE FOREST											
NC STATE											
at Florida State											
at Louisville											
GEORGIA TECH											
at Pittsburgh											
NORTH CAROLINA											
at Boston College											
at Miami											

DOLEZAJ'S CAREER STATISTICS

Year	G	GS	TOTAL			3-PTS			FT	FTA	Pct	REBOUNDS				PF	FO	A	TO	Blk	Stl	Pts	Avg
			FG	FGA	Pct	3FG	3FGA	Pct				O	D	Tot	Avg								
2017-18	37	17	79	147	.537	2	9	.222	54	76	.711	72	107	179	4.8	102	4	57	51	28	30	214	5.8
2018-19	34	6	52	93	.559	11	29	.379	26	44	.591	39	81	120	3.5	94	6	54	38	16	43	141	4.1
2019-20	6	6	17	30	.567	0	3	.000	15	28	.536	15	19	34	5.7	18	1	13	6	4	10	49	8.2
Totals	77	29	148	270	.558	13	41	.317	95	148	.642	126	207	333	4.3	214	11	124	95	48	83	404	5.2



#14 JESSE EDWARDS

Center • 6-11 • 215 • Freshman • Amsterdam, Netherlands
 IMG Academy (Fla.)

- Edwards made his collegiate debut in the season opener against Virginia.
- He was 5-for-5 from the field for a season-high 10 points against Bucknell. He also pulled down a season-best five rebounds against the Bison.

SEASON HIGHS

Points: 10 vs. Bucknell, 2019-20
 FG Made: 5 vs. Bucknell, 2019-20
 FG Attempted: 5 vs. Bucknell, 2019-20
 3-Point FGM:
 3-Point FGA:
 FT Made: 1 vs. Oklahoma St., 2019-20
 FT Attempted: 2 vs. Oklahoma St., 2019-20
 Rebounds: 5 vs. Bucknell, 2019-20
 Off. Rebounds: 2 vs. Bucknell, 2019-20
 Def. Rebounds: 3 vs. Seattle, Bucknell, 2019-20
 Assists:
 Steals:
 Blocks: 2 vs. Bucknell, 2019-20
 Minutes: 14 vs Bucknell, 2019-20

2019-20 GAME-BY-GAME

Opponent	MP	FG	3PT	FT	REB	F	A	T	B	S	TP
VIRGINIA	6	1-1	0-0	0-0	1	0	0	0	1	0	2
COLGATE	13	2-3	0-0	0-0	1	1	0	0	0	0	4
SEATTLE	6	0-0	0-0	0-0	3	2	0	1	0	0	0
CORNELL	2	0-0	0-0	0-0	0	0	0	0	0	0	0
BUCKNELL	14	5-5	0-0	0-0	5	1	0	1	2	0	10
vs Oklahoma State	6	0-1	0-0	1-2	1	0	0	0	0	0	1
vs Penn State											
IOWA											
at Georgia Tech											
at Georgetown											
OAKLAND											
NORTH FLORIDA											
NIAGARA											
NOTRE DAME											
VIRGINIA TECH											
at Virginia Tech											
at Notre Dame											
PITTSBURGH											
at Clemson											
DUKE											
WAKE FOREST											
NC STATE											
at Florida State											
at Louisville											
GEORGIA TECH											
at Pittsburgh											
NORTH CAROLINA											
at Boston College											
at Miami											

EDWARDS' CAREER STATISTICS

Year	TOTAL				3-PTS			FT	FTA	Pct	REBOUNDS				PF	FO	A	TO	Blk	Stl	Pts	Avg	
	G	GS	FG	FGA	Pct	3FG	3FGA				Pct	O	D	Tot									Avg
2019-20	6	0	8	10	.800	0	0	.000	1	2	.500	4	7	11	1.8	4	0	0	2	3	0	17	2.8



#11 JOSEPH GIRARD III

Guard • 6-1 • 181 • Freshman • Glens Falls, N.Y.
Glens Falls H.S.

- Girard III made his collegiate debut in the season opener against Virginia.
- He made his first career start against Seattle. He was 7-for-8 from the field and 5-for-5 from the free throw line for a game-high 24 points.
- He leads the team in assists (27).
- Girard III dished out a season-high nine assists against Oklahoma St.

SEASON HIGHS

Points: 24 vs. Seattle, 2019-20
FG Made: 7 vs. Seattle, 2019-20
FG Attempted: 11 vs. Oklahoma St., 2019-20
3-Point FGM: 5 vs. Seattle, 2019-20
3-Point FGA: 7 vs. Cornell, Oklahoma St., 2019-20
FT Made: 5 vs. Seattle, Oklahoma St., 2019-20
FT Attempted: 5 vs. Seattle, Oklahoma St., 2019-20
Rebounds: 6 vs. Cornell, 2019-20
Off. Rebounds:
Def. Rebounds: 6 vs. Cornell, 2019-20
Assists: 9 vs. Oklahoma St., 2019-20
Steals: 3 vs. Colgate, 2019-20
Blocks: 1 vs. Bucknell, Oklahoma St., 2019-20
Minutes: 37 vs. Oklahoma St., 2019-20

2019-20 GAME-BY-GAME

Opponent	MP	FG	3PT	FT	REB	F	A	T	B	S	TP
VIRGINIA	22	1-6	1-4	0-0	0	1	2	2	0	0	3
COLGATE	19	2-6	1-4	0-0	0	0	4	1	0	3	5
SEATTLE *	31	7-8	5-6	5-5	5	3	2	3	0	2	24
CORNELL *	36	2-8	2-7	3-3	6	1	4	3	0	1	9
BUCKNELL *	21	4-6	2-4	2-2	0	0	6	1	1	2	12
vs Oklahoma State *	37	3-11	1-7	5-5	2	4	9	5	0	3	12
vs Penn State											
IOWA											
at Georgia Tech											
at Georgetown											
OAKLAND											
NORTH FLORIDA											
NIAGARA											
NOTRE DAME											
VIRGINIA TECH											
at Virginia Tech											
at Notre Dame											
PITTSBURGH											
at Clemson											
DUKE											
WAKE FOREST											
NC STATE											
at Florida State											
at Louisville											
GEORGIA TECH											
at Pittsburgh											
NORTH CAROLINA											
at Boston College											
at Miami											

GIRARD'S CAREER STATISTICS

Year	TOTAL				3-PTS			FT			REBOUNDS				PF		FO		A		TO		Blk		Stl		Pts		Avg
	G	GS	FG	FGA	Pct	3FG	3FGA	Pct	FT	FTA	Pct	O	D	Tot	Avg	PF	FO	A	TO	Blk	Stl	Pts	Avg						
2019-20	6	4	19	45	.422	12	32	.375	15	15	1.000	0	13	13	2.2	9	0	27	15	1	11	65	10.8						



#0 BRYCEN GOODINE

Guard • 6-3 • 183 • Freshman • New Bedford, Mass.
St. Andrew's School (R.I.)

- Goodine made his collegiate debut in the season opener against Virginia.
- He recorded season highs in points (6), field goals made (3) and attempted (7), blocks (1), steals (3) and minutes played (20) against Bucknell.

SEASON HIGHS

Points: 6 vs. Bucknell, 2019-20
FG Made: 3 vs. Bucknell, 2019-20
FG Attempted: 7 vs. Bucknell, 2019-20
3-Point FGM:
3-Point FGA: 3 vs. Oklahoma St., 2019-20
FT Made: 1 vs. Cornell, Oklahoma St., 2019-20
FT Attempted: 2 vs. Cornell, Oklahoma St., 2019-20
Rebounds: 2 vs. Seattle, Colgate, Bucknell, Oklahoma St., 2019-20
Off. Rebounds:
Def. Rebounds: 2 vs. Colgate, Seattle, Bucknell, Oklahoma St., 2019-20
Assists: 3 vs. Seattle, 2019-20
Steals: 3 vs. Bucknell, 2019-20
Blocks: 1 vs. Bucknell, 2019-20
Minutes: 20 vs. Bucknell, 2019-20

2019-20 GAME-BY-GAME

Opponent	MP	FG	3PT	FT	REB	F	A	T	B	S	TP
VIRGINIA	8	0-2	0-2	0-0	0	0	0	0	0	0	0
COLGATE	16	1-1	0-0	0-0	2	0	2	0	0	0	2
SEATTLE	14	0-2	0-0	0-0	2	2	3	3	0	1	0
CORNELL	7	1-1	0-0	1-2	0	0	1	1	0	0	3
BUCKNELL	20	3-7	0-2	0-0	2	3	1	3	1	3	6
vs Oklahoma State	11	1-4	0-3	1-2	2	0	0	1	0	1	3
vs Penn State											
IOWA											
at Georgia Tech											
at Georgetown											
OAKLAND											
NORTH FLORIDA											
NIAGARA											
NOTRE DAME											
VIRGINIA TECH											
at Virginia Tech											
at Notre Dame											
PITTSBURGH											
at Clemson											
DUKE											
WAKE FOREST											
NC STATE											
at Florida State											
at Louisville											
GEORGIA TECH											
at Pittsburgh											
NORTH CAROLINA											
at Boston College											
at Miami											

GOODINE'S CAREER STATISTICS

Year	TOTAL				3-PTS		FT	FTA	Pct	REBOUNDS				PF	FO	A	TO	Blk	Stl	Pts	Avg		
	G	GS	FG	FGA	Pct	3FG				3FGA	Pct	O	D									Tot	Avg
2019-20	6	0	6	17	.353	0	7	.000	2	4	.500	0	8	8	1.3	5	0	7	8	1	5	14	2.3



#1 QUINCY GUERRIER

Forward • 6-7 • 220 • Freshman • Montreal, Quebec
Thetford Academy (Quebec)

- Guerrier made his collegiate debut in the season opener against Virginia.
- He was 3-for-5 from the field and hit a season-high eight free throws on his way to a season-high 14 points against Seattle.
- Guerrier followed that performance with 10 points against Cornell.
- He pulled down a season-high eight rebounds against Bucknell.

SEASON HIGHS

Points: 14 vs. Seattle, 2019-20
FG Made: 4 vs. Bucknell, 2019-20
FG Attempted: 8 vs. Bucknell, 2019-20
3-Point FGM: 1 vs. Cornell, 2019-20
3-Point FGA: 3 vs. Virginia, 2019-20
FT Made: 8 vs. Seattle, 2019-20
FT Attempted: 14 vs. Seattle, 2019-20
Rebounds: 8 vs. Bucknell, 2019-20
Off. Rebounds: 2 vs. Seattle, Cornell, Bucknell, Oklahoma St., 2019-20
Def. Rebounds: 6 vs. Bucknell, 2019-20
Assists: 1 vs. Seattle, Bucknell, 2019-20
Steals: 1 vs. Virginia, Bucknell, Oklahoma St., 2019-20
Blocks: 2 vs. Colgate, Bucknell, 2019-20
Minutes: 24 vs. Bucknell, 2019-20

2019-20 GAME-BY-GAME

Opponent	MP	FG	3PT	FT	REB	F	A	T	B	S	TP
VIRGINIA	13	0-4	0-3	0-0	0	1	0	0	0	1	0
COLGATE	13	2-5	0-1	1-1	2	2	1	2	2	0	5
SEATTLE	17	3-5	0-2	8-14	7	0	0	1	1	0	14
CORNELL	16	3-5	1-1	3-4	5	3	0	2	0	0	10
BUCKNELL	24	4-8	0-2	0-1	8	2	1	3	2	1	8
vs Oklahoma State	20	0-2	0-1	4-5	6	3	0	2	1	1	4
vs Penn State											
IOWA											
at Georgia Tech											
at Georgetown											
OAKLAND											
NORTH FLORIDA											
NIAGARA											
NOTRE DAME											
VIRGINIA TECH											
at Virginia Tech											
at Notre Dame											
PITTSBURGH											
at Clemson											
DUKE											
WAKE FOREST											
NC STATE											
at Florida State											
at Louisville											
GEORGIA TECH											
at Pittsburgh											
NORTH CAROLINA											
at Boston College											
at Miami											

GUERRIER'S CAREER STATISTICS

Year	TOTAL				3-PTS			FT	FTA	Pct	REBOUNDS				PF	FO	A	TO	Blk	Stl	Pts	Avg	
	G	GS	FG	FGA	Pct	3FG	3FGA				Pct	O	D	Tot									Avg
2019-20	6	0	12	29	.414	1	10	.100	16	26	.615	9	19	28	4.7	11	0	2	10	6	3	41	6.8



#33 ELIJAH HUGHES

Forward • 6-6 • 215 • RS-Junior • Beacon, N.Y.
Beacon/Kennedy/South Kent Prep/E. Carolina

- Hughes has scored in double figures in each of his six games this season.
- He leads the Orange in blocked-shot (1.2) average.
- Hughes has recorded 20 or more points in each of his last three games.
- He was 8-for-15 from the field and 7-for-8 from the free throw line for a career-high 28 points against Oklahoma St.

SEASON HIGHS

Points: 28 vs. Oklahoma St., 2019-20
FG Made: 8 vs. Oklahoma St., 2019-20
FG Attempted: 15 vs. Oklahoma St., 2019-20
3-Point FGM: 5 vs. Bucknell, Oklahoma St., 2019-20
3-Point FGA: 10 vs. Virginia, Bucknell, 2019-20
FT Made: 5 vs. Cornell, 2019-20
FT Attempted: 10 vs. Oklahoma St., 2019-20
Rebounds: 6 vs. Seattle, Bucknell, 2019-20
Off. Rebounds: 1 vs. Cornell, 2019-20
Def. Rebounds: 6 vs. Seattle, Bucknell, 2019-20
Assists: 8 vs. Colgate, 2019-20
Steals: 2 vs. Colgate, 2019-20
Blocks: 2 vs. Seattle, Bucknell, 2019-20
Minutes: 40 vs. Virginia, Seattle, 2019-20

CAREER HIGHS

Points: 28 vs. Oklahoma St., 2019-20
FG Made: 8 at Notre Dame, vs. Miami, at Wake Forest, 2018-19; vs. Oklahoma St., 2019-20
FG Attempted: 16 at Notre Dame, 2018-19
3-Point FGM: 6 at Notre Dame, vs. Miami, Baylor (NCAAT), 2018-19
3-Point FGA: 13 at Notre Dame, 2018-19
FT Made: 6 USF, 2016-17; Morehead State, 2018-19
FT Attempted: 8 USF, 2016-17
Rebounds: 10 at Notre Dame, 2018-19
Off. Rebounds: 2 Houston, at Connecticut, vs. SMU, 2016-17; vs. Morehead State, Northeastern, at Boston College, vs. Duke (ACCT), 2018-19
Def. Rebounds: 9 at Notre Dame, 2018-19
Assists: 8 vs. Colgate, 2019-20
Steals: 5 vs. Oregon, 2018-19
Blocks: 3 vs. Miami, 2018-19
Minutes: 45 at Duke, 2018-19

2019-20 GAME-BY-GAME

Opponent	MP	FG	3PT	FT	REB	F	A	T	B	S	TP
VIRGINIA *	40	4-14	3-10	3-5	5	2	1	1	1	1	14
COLGATE *	36	5-11	3-6	1-2	3	1	8	3	1	2	14
SEATTLE *	40	6-13	2-8	1-1	6	3	4	3	2	1	15
CORNELL *	38	7-14	3-6	5-7	3	2	7	0	0	0	22
BUCKNELL *	26	7-12	5-10	2-2	6	1	5	3	2	1	21
vs Oklahoma State *	33	8-15	5-10	7-8	4	4	1	2	1	0	28
vs Penn State											
IOWA											
at Georgia Tech											
at Georgetown											
OAKLAND											
NORTH FLORIDA											
NIAGARA											
NOTRE DAME											
VIRGINIA TECH											
at Virginia Tech											
at Notre Dame											
PITTSBURGH											
at Clemson											
DUKE											
WAKE FOREST											
NC STATE											
at Florida State											
at Louisville											
GEORGIA TECH											
at Pittsburgh											
NORTH CAROLINA											
at Boston College											
at Miami											

HUGHES'S CAREER STATISTICS

Year	G	GS	TOTAL			3-PTS			REBOUNDS			PF	FO	A	TO	Blk	Stl	Pts	Avg				
			FG	FGA	Pct	3FG	3FGA	Pct	FT	FTA	Pct									O	D	Tot	Avg
2016-17	25	7	58	166	.349	24	88	.273	54	79	.684	11	47	58	2.3	46	1	32	24	11	14	194	7.8
2017-18	sat out as transfer																						
2018-19	34	34	155	369	.420	87	236	.369	69	93	.742	23	124	147	4.3	72	3	50	63	27	42	466	13.7
2019-20	6	6	37	79	.468	21	50	.420	19	25	.760	1	26	27	4.5	13	0	26	12	7	5	114	19.0
Totals	65	47	250	614	.407	132	374	.353	142	197	.721	35	197	232	3.6	131	4	108	99	45	61	774	11.9



#34 BOURAMA SIDIBE

Center • 6-10 • 210 • Junior • Bamako, Mali
St. Benedict's Prep (N.J.)

- Sidibe has started every game this season.
- He recorded his third career double-double with 12 points and 14 rebounds against Colgate.
- Sidibe has converted 18-of-25 shots from the field (.720) this season.
- He leads the team in rebounding (7.3 rpg.).

SEASON HIGHS

Points: 12 vs. Colgate, 2019-20
FG Made: 6 vs. Colgate, 2019-20
FG Attempted: 6 vs. Colgate, 2019-20
3-Point FGM:
3-Point FGA:
FT Made: 3 vs. Seattle, Bucknell, 2019-20
FT Attempted: 4 v. Seattle, Bucknell, 2019-20
Rebounds: 14 vs. Colgate, 2019-20
Off. Rebounds: 4 vs. Oklahoma St., 2019-20
Def. Rebounds: 12 vs. Colgate, 2019-20
Assists: 1 vs. Seattle, Cornell, 2019-20
Steals: 1 vs. Virginia, Bucknell, Oklahoma St., 2019-20
Blocks: 2 vs. Bucknell, 2019-20
Minutes: 30 vs. Cornell, 2019-20

CAREER HIGHS

Points: 18, at Pittsburgh, 2017-18
FG Made: 6, vs. Colgate, 2019-20; at Pittsburgh, 2017-18
FG Attempted: 8, at Pittsburgh, 2017-18
3-Point FGM: 0
3-Point FGA: 0
FT Made: 6 at Pittsburgh, 2017-18
FT Attempted: 9 vs. Colgate, 2018-19
Rebounds: 16 at Pittsburgh, 2017-18
Off. Rebounds: 5 vs. North Carolina (ACCT), 2017-18;
 vs. Colgate, 2018-19
Def. Rebounds: 13 at Pittsburgh, 2017-18
Assists: 1, Texas Southern, Toledo, Wake Forest, at
 Duke, 2017-18; vs. Eastern Washington, Connecticut,
 Colgate, Cornell, St. Bonaventure, 2018-19; vs.
 Seattle, Cornell, 2019-20
Steals: 3 vs. Kansas, 2017-18; vs. Colgate, Miami, 2018-
 19
Blocks: 3 at Pittsburgh, Miami, 2017-18; Clemson, 2018-
 19
Minutes: 31 at Pittsburgh, 2017-18

2019-20 GAME-BY-GAME

Opponent	MP	FG	3PT	FT	REB	F	A	T	B	S	TP
VIRGINIA *	22	1-2	0-0	0-0	2	4	0	1	0	1	2
COLGATE *	27	6-6	0-0	0-2	14	3	0	2	1	0	12
SEATTLE *	20	2-2	0-0	3-4	6	3	1	2	1	0	7
CORNELL *	30	3-3	0-0	0-0	4	4	1	0	0	0	6
BUCKNELL *	19	3-5	0-0	3-4	9	2	0	0	2	1	9
vs Oklahoma State *	21	3-7	0-0	0-0	9	4	0	2	0	1	6
vs Penn State											
IOWA											
at Georgia Tech											
at Georgetown											
OAKLAND											
NORTH FLORIDA											
NIAGARA											
NOTRE DAME											
VIRGINIA TECH											
at Virginia Tech											
at Notre Dame											
PITTSBURGH											
at Clemson											
DUKE											
WAKE FOREST											
NC STATE											
at Florida State											
at Louisville											
GEORGIA TECH											
at Pittsburgh											
NORTH CAROLINA											
at Boston College											
at Miami											

SIDIBE'S CAREER STATISTICS

Year	TOTAL					3-PTS			REBOUNDS				PF		FO		A		Blk	Stl	Pts	Avg	
	G	GS	FG	FGA	Pct	3FG	3FGA	Pct	FT	FTA	Pct	O	D	Tot	Avg	PF	FO	A					TO
2017-18	30	0	31	52	.596	0	0	.000	19	40	.475	37	59	96	3.2	71	3	4	27	20	10	81	2.7
2018-19	29	0	19	41	.463	0	0	.000	17	43	.395	29	48	77	2.7	68	1	5	9	14	15	55	1.9
2019-20	6	6	18	25	.720	0	0	.000	6	10	.600	12	32	44	7.3	20	0	2	5	4	3	42	7.0
Totals	65	6	68	118	.576	0	0	.000	43	93	.462	78	139	217	3.3	159	4	11	41	38	29	178	2.7



#10 HOWARD WASHINGTON

Guard • 6-3 • Junior • Buffalo, N.Y.

Canisius/Montverde Academy (Fla.)/Athlete Institute Prep

- Washington returned to the lineup against Colgate after medically redshirting in 2018-19 after suffering a stroke last fall.
- He dished out a career-high three assists against Bucknell.

SEASON HIGHS

Points: 3 vs. Colgate, Bucknell, 2019-20
FG Made: 1 vs. Colgate, Bucknell, 2019-20
FG Attempted: 4 vs. Bucknell, 2019-20
3-Point FGM: 1 vs. Bucknell, 2019-20
3-Point FGA: 1 vs. Colgate, Bucknell, Oklahoma St., 2019-20
FT Made: 1 vs. Colgate, 2019-20
FT Attempted: 1 vs. Colgate, 2019-20
Rebounds: 2 vs. Colgate, 2019-20
Off. Rebounds: 1 vs. Bucknell, 2019-20
Def. Rebounds: 2 vs. Colgate, 2019-20
Assists: 3 vs. Bucknell, 2019-20
Steals:
Blocks:
Minutes: 12 vs. Bucknell, 2019-20

CAREER HIGHS

Points: 9 at Florida State, 2017-18
FG Made: 3 at Florida State, 2017-18
FG Attempted: 4 at Florida State, 2017-18; vs. Bucknell, 2019-20
3-Point FGM: 1, Colgate; at Florida State, 2017-18; vs. Bucknell, 2019-20
3-Point FGA: 2, vs. Kansas, 2017-18
FT Made: 4 at Pittsburgh, 2017-18
FT Attempted: 4 at Florida State, at Pittsburgh, 2017-18
Rebounds: 3 vs. Oakland, at Florida State, at Pittsburgh, 2017-18, Eastern Washington, 2018-19
Off. Rebounds: 1 vs. Bucknell, 2019-20
Def. Rebounds: 3 vs. Oakland, at Pittsburgh, at Florida State, 2017-18; Eastern Washington, 2018-19
Assists: 3 vs. Bucknell, 2019-20
Steals: 2, Pittsburgh, 2017-18
Blocks: 1, Eastern Michigan, at Virginia, 2017-18
Minutes: 24 at Florida State, 2017-18

2019-20 GAME-BY-GAME

Opponent	MP	FG	3PT	FT	REB	F	A	T	B	S	TP
VIRGINIA	DNP										
COLGATE	8	1-2	0-1	1-1	2	1	2	1	0	0	3
SEATTLE	DNP										
CORNELL	DNP										
BUCKNELL	12	1-4	1-1	0-0	1	0	3	1	0	0	3
vs Oklahoma State	4	0-1	0-1	0-0	1	0	0	0	0	0	0
vs Penn State											
IOWA											
at Georgia Tech											
at Georgetown											
OAKLAND											
NORTH FLORIDA											
NIAGARA											
NOTRE DAME											
VIRGINIA TECH											
at Virginia Tech											
at Notre Dame											
PITTSBURGH											
at Clemson											
DUKE											
WAKE FOREST											
NC STATE											
at Florida State											
at Louisville											
GEORGIA TECH											
at Pittsburgh											
NORTH CAROLINA											
at Boston College											
at Miami											

WASHINGTON'S CAREER STATISTICS

Year	G	GS	TOTAL			3-PTS			FT	FTA	Pct	REBOUNDS				PF	FO	A	TO	Blk	Stl	Pts	Avg
			FG	FGA	Pct	3FG	3FGA	Pct				O	D	Tot	Avg								
2017-18	18	0	5	17	.294	2	12	.167	7	10	.700	0	15	15	0.8	5	0	10	7	1	6	19	1.1
2018-19	3	0	0	1	.000	0	1	.000	0	0	.000	0	4	4	1.3	0	0	1	0	0	0	0	0.0
2019-20	3	0	2	7	.286	1	3	.333	1	1	1.000	1	3	4	1.3	0	0	5	2	0	0	6	2.0
Totals	24	0	7	25	.280	3	16	.188	8	11	.727	1	21	23	1.0	5	0	16	9	1	6	25	1.0

SYRACUSE

2019-20 Record Breakdown

Record	Overall	ACC	ACCT	NCAA
SU overall	4-2	0-1		
SU at home	4-1	0-1		
SU on the road				
SU at neutral sites	0-1			
SU in overtime				
After a loss	1-0			
SU scores first	1-1	0-1		
Opponent scores first	3-1			
Halftime	Overall	ACC	ACCT	NCAA
SU led at the half	4-0			
SU trailed at the half	0-2	0-1		
Tied at the half				
Rebounding	Overall	ACC	ACCT	NCAA
SU outrebounded Opp.	4-0			
SU was outrebounded	0-2	0-1		
Rebounds were equal				
SU 36-or-more rebounds	4-0			
SU 35-or-less rebounds	0-2	0-1		
SU 21-or-more def rebounds	4-0			
SU 20-or-less def. rebounds	0-2	0-1		
SU 11-or-more off. rebounds	3-1			
SU 10-or-less off. rebounds	1-1	0-1		
Field Goal Percentage	Overall	ACC	ACCT	NCAA
SU shot 50-60% FG	3-0			
SU shot 40-50% FG	1-0			
SU shot 30-40% FG	0-1			
SU shot 20-30% FG	0-1	0-1		
Opp. shot 50-60% FG				
Opp. shot 40-50% FG	0-1			
Opp. shot 30-40% FG	3-0			
Opp. shot 20-30% FG	1-0			
SU outshot Opp. FG%	4-0			
Opp. outshot SU FG%	0-2	0-1		
3-Point FG	Overall	ACC	ACCT	NCAA
SU 10-or-more 3-pointers	2-0			
SU 9-or-less 3-pointers	2-2	0-1		
SU made more 3-pointers	3-1	0-1		
OPP made more 3-pointers	1-1			
3-pointers made were equal				
Free Throw Percentage	Overall	ACC	ACCT	NCAA
SU outshot Opp. FT%	1-0			
Opp. outshot SU FT%	3-2	0-1		
FT% was equal				
SU shot more FT	2-2	0-1		
Opp. shot more FT	2-0			
Free throws shot were equal				
Scoring	Overall	ACC	ACCT	NCAA
SU scored 90-99 pts.	1-0			
SU scored 80-89 pts.	1-0			
SU scored 70-79 pts.	2-1			
SU scored 60-69 pts.				
SU scored 50-59 pts.				
SU scored 40-49 pts.				
SU scored 30-49 pts.	0-1	0-1		
Opp. scored 90-99 pts.				
Opp. scored 80-89 pts.	0-1			
Opp. scored 70-79 pts.				
Opp. scored 60-69 pts.	1-0			
Opp. scored 50-59 pts.	2-0			
Opp. scored 40-49 pts.	1-1	0-1		
Opp. scored 30-39 pts.				
By Starting Lineup	Overall	ACC	ACCT	NCAA
Dolezaj, Hughes, Sidibe, Boenheim, Girard	3-1			
Dolezaj, Hughes, Sidibe, Carey Boenheim	1-1	0-1		

Turnovers	Overall	ACC	ACCT	NCAA
SU 10-or-less turnovers	1-1	0-1		
SU 11-20 turnovers	3-1			
SU 21-or-more turnovers				
Opp. 10-or-less turnovers	1-0			
Opp. 11-20 turnovers	2-2	0-1		
Opp 21-or-more turnovers	1-0			
SU Players' Scoring	Overall	ACC	ACCT	NCAA
Five in double digits	1-0			
Four in double digits	1-0			
Three in double digits	2-0			
Two in double digits	0-1			
One in double digits	0-1	0-1		
Two with 20-or-more points	1-0			
One with 20-or-more points	2-1			
One with 30-or-more points				
By Month	Overall	ACC	ACCT	NCAA
November	4-2	0-1		
December				
January				
February				
March				
By Day	Overall	ACC	ACCT	NCAA
Monday				
Tuesday				
Wednesday	2-2	0-1		
Thursday				
Friday				
Saturday	2-0			
Sunday				
By Live Television	Overall	ACC	ACCT	NCAA
CBS				
ESPN				
ESPN2	0-1			
ESPNU	1-0			
RSN	1-0			
ACCN	0-1	0-1		
ACCN Extra	2-0			
Raycom				
Tru TV				
By Conference	Overall			
ACC (Virginia)	0-1			
Big 12 (Oklahoma State)	0-1			
Ivy (Cornell)	1-0			
Patriot (Colgate, Bucknell)	2-0			
Western Athletic (Seattle)	1-0			
Games Decided By . . .	Overall	ACC	ACCT	NCAA
0-5 points				
6-10 points				
11-15 points	0-2	0-1		
16 or more points	4-0	3-0		
By Uniform	Overall	ACC	ACCT	NCAA
White	4-2	0-1		
Orange				

S

Team Highs and Lows

Syracuse Highs

Points	97	Bucknell
Points – First Half	51	Bucknell
Points – Second Half	46	Bucknell
Field Goals Made	46	Cornell
Field Goal Attempts	37	Bucknell
Field Goal %	66	Bucknell
3-Point FG Made	.596 (28-47)	Seattle
3-Point FG Attempts	14	Bucknell
3-Point FG %	29	Bucknell
Free Throws Made	29	Virginia
Free Throws Attempted	29	Bucknell
Free Throw %	.483 (14-29)	Bucknell
Offensive Rebounds	26	vs. Oklahoma State
Defensive Rebounds	37	vs. Oklahoma State
Rebounds	37	vs. Oklahoma State
Assists	.818 (9-11)	Bucknell
Steals	12	Oklahoma State
Blocked Shots	12	Bucknell
Turnovers	12	Bucknell
Fouls	12	Cornell
	12	Colgate
	32	Bucknell
	44	Bucknell
	25	Bucknell
	14	Bucknell
	13	Bucknell
	17	Oklahoma State
	20	Oklahoma State

Opponent Highs

Points	86	vs. Oklahoma State
Points – First Half	43	vs. Oklahoma State
Points – Second Half	43	vs. Oklahoma State
Field Goals Made	27	vs. Oklahoma State
Field Goal Attempts	62	Seattle
Field Goal %	.491 (27-55)	vs. Oklahoma State
3-Point FG Made	13	Colgate
3-Point FG Attempts	41	Colgate
3-Point FG %	.346 (9-26)	Seattle
Free Throws Made	19	Cornell
Free Throws Attempted	25	Cornell
Free Throw %	.929 (13-of-14)	Seattle
Offensive Rebounds	14	Colgate
Defensive Rebounds	37	Virginia
Rebounds	47	Virginia
Assists	17	vs. Oklahoma State
Steals	12	vs. Oklahoma State
Blocked Shots	4	Colgate, Virginia
Turnovers	23	Bucknell
Fouls	26	Seattle

Syracuse Lows

Points	34	Virginia
Points – First Half	19	Virginia
Points – Second Half	15	Virginia
Field Goals Made	13	Virginia
Field Goal Attempts	47	Seattle
Field Goal %	.236 (13-55)	Virginia
3-Point FG Made	5	Virginia
3-Point FG Attempts	17	Colgate
3-Point FG %	.172 (5-29)	Virginia
Free Throws Made	3	Virginia
Free Throws Attempted	7	Virginia
Free Throw %	.429 (3-7)	Virginia
Offensive Rebounds	5	Seattle
Defensive Rebounds	20	Virginia
Rebounds	28	Virginia
Assists	7	Virginia
Steals	2	Cornell
Blocked Shots	0	Cornell
Turnovers	7	Cornell
Fouls	11	Colgate

Opponent Lows

Points	48	Virginia
Points – First Half	25	Cornell
Points – Second Half	23	Virginia
Field Goals Made	14	Cornell
Field Goal Attempts	40	Cornell
Field Goal %	.263 (15-57)	Colgate
3-Point FG Made	3	Bucknell
3-Point FG Attempts	25	Seattle, Virginia
3-Point FG %	.125 (3-24)	Virginia
Free Throws Made	4	Virginia
Free Throws Attempted	6	Virginia
Free Throw %	.667 (4-6)	Virginia
Offensive Rebounds	6	Cornell
Defensive Rebounds	17	Colgate
Rebounds	24	Cornell
Assists	10	Bucknell
Steals	4	Virginia
Blocked Shots	0	Seattle
Turnovers	9	Cornell
Fouls	7	Virginia

Syracuse Individual Highs

Games Played:

6 Boeheim, Dolezaj, Edwards, Girard, Goodine, Guerrier, Hughes, Sidibe

Games Started:

6 Boeheim, Dolezaj, Hughes, Sidibe

Points in a Half:

16 Hughes (1st), Bucknell

Game Points:

28 Hughes vs. Oklahoma State

Minutes Played:

40 Hughes (2), Virginia, Seattle; Dolezaj, Virginia

Game FG Attempted:

18 Boeheim, Cornell

Game FG Made:

8 Hughes vs. Oklahoma State; Boeheim, Bucknell

Game FG Percentage (min. 8 made)

.667 (8-12) -- Boeheim, Bucknell

Game FT Attempted:

14 Guerrier, Seattle

Game FT Made:

8 Guerrier, Seattle

Game FT Percentage (min. 4 made):

1.000 (5-5) - Girard vs. Oklahoma State, Seattle

Game 3 pt. FG Attempted:

13 Boeheim, Cornell

Game 3 pt. FG Made:

6 Boeheim, Bucknell

Game 3 pt. FG Percentage (min. 3 made)

.833 (5-6) - Girard, Seattle

Game Rebounds:

14 Sidibe, Colgate

Game Assists:

9 Girard vs. Oklahoma State

Game Steals:

3 Dolezaj (2) vs. Oklahoma State, Seattle; Girard (2) vs. Oklahoma State, Colgate; Goodine, Bucknell

Blocked Shots:

3 Dolezaj, Bucknell;

Turnovers

5 Girard vs Oklahoma State

Game Fouls:

5 Dolezaj, Cornell

Led SU in Scoring:

Hughes (3), Boeheim (2), Girard (1)

Double-Figure Scoring Games:

Hughes (6), Boeheim (4), Girard (3), Guerrier (2), Dolezaj (1), Edwards (1), Sidibe (1)

20-29-point Games:

Hughes (3), Boeheim (1), Girard (1)

30-39-point Games:

Scored First:

Sidibe (3), Hughes (2), Dolezaj

Led SU in Rebounding:

Sidibe (3), Dolezaj (2), Guerrier (1)

Double-Figure Rebounding Games:

Sidibe (1)

Double-Doubles:

Sidibe (1)

Led SU in Assists:

Hughes (3² shared), Girard (3¹ shared), Dolezaj (2² shared), Boeheim (1¹ shared)

Double-Figure Assist Games:

Largest Lead:

53 (97-44), Bucknell

Largest Margin of Victory:

51 (97-44), Bucknell

Largest Deficit:

21 (75-54) vs. Oklahoma State

Largest Margin of Defeat:

14 (86-72) vs. Oklahoma State

14 (48-34), Virginia

Deficit Overcome in a Win:

8 (9-1), Colgate

Largest Lead in a Loss:

7 (23-16) vs. Oklahoma State

Largest Halftime Lead:

18 (44-26), Seattle

Largest Halftime Deficit:

12 (43-31) vs. Oklahoma State



SYRACUSE

Game-by-Game Statistics

Opponent	Score	TOTAL		3-PTS		FT-FTA	Pct	REBOUNDS		PF	A	TO	Blk	Stl
		FG-FGA	Pct	3FG-FGA	Pct			Off-Def	Tot					
Syracuse	L, 34-48	13-55	.236	5-29	.172	3-7	.429	8-20	28	12	7	9	3	5
Virginia		20-49	.408	4-25	.160	4-6	.667	10-37	47	7	14	16	4	4
Syracuse	W, 70-54	28-55	.509	7-17	.412	7-12	.583	12-30	42	11	20	14	6	9
Colgate		18-60	.300	13-41	.317	5-7	.714	14-17	31	14	14	15	4	6
Syracuse	W, 89-67	28-47	.596	9-23	.391	24-36	.667	5-31	36	16	18	14	4	8
Seattle		23-62	.371	8-25	.320	13-14	.929	9-21	30	16	14	13	0	8
Syracuse	W, 72-53	25-53	.472	10-27	.370	12-18	.667	12-23	35	16	18	7	0	2
Cornell		14-40	.350	6-27	.222	19-25	.760	6-18	24	13	11	9	2	4
Syracuse	W, 97-46	37-66	.561	14-29	.483	9-11	.818	12-32	44	12	25	15	13	14
Bucknell		15-57	.263	3-24	.125	13-17	.765	13-19	32	13	10	23	2	6
Syracuse	L, 72-86	19-56	.339	8-31	.258	26-37	.703	12-19	31	20	14	17	2	9
vs. Oklahoma State		27-55	.491	9-26	.346	23-28	.821	11-28	39	24	17	20	2	12
Syracuse	vs. Penn State													
Syracuse	Iowa													
Syracuse	at Georgia Tech													
Syracuse	at Georgetown													
Syracuse	Oakland													
Syracuse	North Florida													
Syracuse	Niagara													
Syracuse	Notre Dame													
Syracuse	Virginia Tech													
Syracuse	at Virginia													
Syracuse	Boston College													
Syracuse	at Virginia Tech													
Syracuse	at Notre Dame													
Syracuse	Pittsburgh													
Syracuse	at Clemson													
Syracuse	at Pittsburgh													
Syracuse	Duke													
Syracuse	Wake Forest													
Syracuse	at NC State													
Syracuse	at Florida State													
Syracuse	at Louisville													
Syracuse	Georgia Tech													
Syracuse	at Pittsburgh													
Syracuse	North Carolina													
Syracuse	at Boston College													
Syracuse	at Miami													
Syracuse	ACCT													
SYRACUSE TOTALS		150-332	.452	53-156	.340	81-121	.669	61-155	216	87	102	76	28	47
OPPONENT TOTALS		117-323	.362	43-168	.256	77-97	.794	63-140	203	97	80	96	13	40



The Last Time That

Syracuse Individual

Scored 40 or more points:	Andrew White III, Georgia Tech, 3/4/17
Scored 40 or more points (OT):	John Gillon, 43, at NC State, 2/1/17
Scored 30 or more points:	Tyus Battle 34, Wake Forest, 2/11/18
Scored 30 or more points (OT):	Tyus Battle, 37, at Florida State, 1/13/18
Made 15 FGs:	Lawrence Moten, 15 at Villanova, 2/14/95
Made 10 FGs:	Tyus Battle, 11, at Boston College, 1/31/19
Made 10 FGs (OT):	Tyus Battle, 12 at Duke OT, 1/14/19
Made 9 3PT FGs:	Trevor Cooney, 9, Notre Dame, 1/30/12
Made 9 3PT FGs (OT):	John Gillon, 9, at NC State, 2/1/17
Made 8 3PT FGs:	Andrew White III, 8, Georgia Tech, 3/4/17
Made 7 3PT FGs:	Andrew White III, 7, N. Florida, 12/3/16
Made 17+ FTs:	Hakim Warrick, 18 vs. Rhode Island, 11/30/03
Made 15+ FTs:	Oshae Brissett, 16, Buffalo, 12/19/17
Made 15+ FTs (OT):	Jonny Flynn, 16 vs. Conn. (BET), 3/12/09
Made 10+ FTs:	Tyus Battle, 11 at N. Carolina, 2/26/19
Made 10+ FTs (OT):	Tyus Battle, 10 at Florida State, 1/13/18
Had 30+ rebounds:	Frank Reddout, 34 vs. Temple, 2/9/52
Had 25+ rebounds:	Dave Bing, 25 vs Cornell, 2/8/66
Had 20+ rebounds:	Tyler Roberson, 20 at Duke, 1/18/16
Had 15+ rebounds:	Bourama Sidibe, 16, at Pittsburgh, 1/27/18
Had 15+ rebounds (OT)	Paschal Chukwu, 18 at Duke (OT), 1/14/19
Had 12+ offensive rebounds:	Tyler Roberson, at Duke, 1/18/16
Had 10+ offensive rebounds:	Paschal Chukwu, at Virginia, 1/9/18
Had 15+ defensive rebounds:	Rick Jackson, Providence, 12/28/10
Had 10+ defensive rebounds:	Oshae Brissett, 10, Buffalo, 12/18/18
Had 15+ assists:	Michael Carter-Williams, 16, Monmouth, 12/8/12
Had 10+ assists:	Frank Howard, 10, Maryland, 11/27/17
Had 10+ assists (OT)	Kaleb Joseph, 12/20/14 at Villanova
Had 8+ blocks:	Paschal Chukwu, 8, Buffalo, 12/19/17
Had 5+ blocks:	Paschal Chukwu, 5, vs. Pittsburgh (ACCT), 1/13/19
Had 5+ blocks (OT):	Rakeem Christmas, 6, Duke, 2/1/14
Had 10 steals:	Todd Burgan vs. Colgate, 12/30/97
Had 8+ steals:	DeShaun Williams, 9 vs. B.C., 3/3/02
Had 6+ steals:	Tyus Battle, 6, St. Bonaventure, 12/29/18
Had 5+ steals:	Tyus Battle, 5, at Wake Forest, 3/2/19
Played 60+ minutes:	Jonny Flynn (67), Eric Devendorf, (61) vs. Connecticut (BET), 3/12/09
Played 50+ minutes:	Paul Harris (56), Andy Rautins (50) vs., Connecticut (BET), 3/12/09
Played 40+ minutes:	Tyus Battle and Elijah Hughes (45) at Duke (OT), 1/14/19
Played 40 minutes (40-minute game)	Elijah Hughes vs. Seattle, 11/16/19
Three players had a double-double	Tyler Lydon (14-10 reb.), Tyler Roberson (13-12 reb.), Frank Howard (10-11 assists), S. Carolina St., 11/22/16
Three players had a double-double (pts-rebs):	Donte Greene (19-13), Arinze Onuaku (17-14), Kristof Ongenaet (10-11 at Seton Hall, 3/5/08
Two players had a double-double:	Elijah Hughes (22 pts.-10 rebs.), Oshae Brissett (18 pts.-11 rebounds), at Notre Dame, 1/5/19
Had a double-double (pts-rebs):	Bourama Sidibe (12-14), Colgate, 11/13/2019
Had a double-double OT (pts-rebs):	Paschal Chukwu (10-11), at Florida State, 1/13/18
Had a double-double (pts-assists):	Frank Howard (15-10), Maryland, 11/27/17
Had a double-double OT (pts-assists):	Kaleb Joseph (10-10) at Villanova, 12/20/14
Had a double-double (pts-blocks):	Fab Melo, (12-10) vs. Seton Hall, 12/28/11
Had a triple-double:	Allen Griffin, (14-11-10) vs. Pittsburgh, 2/27/01
Three players disqualified:	at Ohio State, 11/28/18; Marek Dolezaj, Frank Howard, Bourama Sidibe

Syracuse Team

Won in overtime:	95-91 at Duke, 1/14/19
Lost in overtime:	60-57, St. Bonaventure, 12/22/17
Played two overtimes:	90-101, at Florida State, 1/13/18
Played three overtimes:	87-85, Connecticut, 2/18/84
Played six overtimes:	127-117, vs. Connecticut (BET), 3/12/09
Scored 100 points:	105, Eastern Michigan, 12/19/16
Scored 100 points (overtime):	100, at NC State, 2/1/17
Scored 90 points	97, Bucknell, 11/23/19
Scored 90 points (overtime):	95 at Duke OT, 1/14/19
Scored less than 40 points:	34, Virginia, 11/6/19
Scored 53+ in a half:	53, at Florida State (2nd), 1/13/18
Scored less than 20 in a half:	15, Virginia (2nd), 11/6/19
Gave up 100 points:	102, at Villanova, 2/7/09
Gave up 100 points (overtime):	101, at Florida State, 1/13/18 (OT)
Gave up 90 points (regulation):	93 at North Carolina, 2/26/19
Gave up 90 points (overtime):	91 at Duke (OT), 1/14/19
Gave up less than 50 points:	46, Bucknell, 11/23/19
Gave up less than 40 points:	34, E. Washington, 11/6/18
Gave up more than 45 in a half:	50 vs. Duke (ACCT) (2nd), 3/14/19
Gave up less than 20 in a half:	16, Arkansas State, 12/22/18
Shot over 60% FG:	.620 (31-50), Florida State, 2/11/16
Shot under 32% FG:	.236 (13-55), Virginia, 11/6/19
Held opponent under 30% FG:	.263 (15-57) Bucknell, 11/23/19
Made 45+ FG:	47 vs. E. Tennessee State, 12/15/07
Made 15+ 3PT:	15, Georgia Tech, 3/4/17
Made 15+ 3PT (overtime)	15, at NC State, 2/1/17
Made 12+ 3PT:	14, Bucknell, 11/23/19
Did not make a 3PT:	Holy Cross, 11/28/14
Attempted 50 FT:	51 vs. Connecticut (BET), 3/12/09
Attempted 40 FT:	41 vs. California (NCAA), 3/23/13
Attempted less than 6 FT	5 at Notre Dame, 1/5/19
Made 40 FT:	40 vs. Connecticut (BET), 3/12/09
Made 35 FT:	40 vs. Connecticut (BET), 3/12/09
Made less than 5 FT:	4 at Notre Dame, 1/5/19
Had 60+ rebounds:	63, Monmouth, 12/8/12
Had 50+ rebounds:	50, Toledo, 11/22/17
Committed 25 fouls:	28 at Ohio State, 11/28/18
Had 30+ assists:	34, Eastern Michigan, 12/19/16
Committed less than 10 turnovers:	7, Cornell, 11/20/19
Committed 25+ turnovers:	26 vs. E. Tennessee State, 12/15/07
Forced 30-or-more turnovers:	32, Albany, 11/9/09
Had 20+ steals:	21, Albany, 11/9/09
Had 15+ blocked shots:	15, Oakland, 11/20/17
Four players had 20 points:	vs. Connecticut (BET), 3/12/09: Jonny Flynn (34), Paul Harris (29), Eric Devendorf (22), Andy Rautins (20)
Three players had 20 points:	vs. Connecticut (BET), 3/12/09: Jonny Flynn (34), Paul Harris (29), Eric Devendorf (22), Andy Rautins (20)
Two players had 20 points:	Morehead State, 11/10/18: Tyus Battle (23), Elijah Hughes (21)
Two players had 20 points (OT):	at Georgetown, 12/16/17: Tyus Battle (29), Oshae Brissett (25)
Eight players had 10+ points	E. Michigan, 12/19/16; Tyus Battle (18), John Gillon (14), Andrew White (14), DaJuan Coleman (12), Tyler Lydon (12), Tyler Roberson (11), Frank Howard (10), Taurean Thompson (10)
Seven players had 10+ points	Monmouth, 12/8/12: Brandon Triche (18), M. Carter-Williams (15), Trevor Cooney (15), C.J. Fair (14), James Southerland (14), Rakeem Christmas (11), DaJuan Coleman (11)
Six players had 10+ points	S. Carolina State, 11/22/16: Andrew White III (15), John Gillon (14), Tyler Lydon (14), Tyler Roberson (13), Taurean Thompson (12), Frank Howard (10)
Three players had 10+ rebounds:	Monmouth, 12/8/12: DaJuan Coleman (14), C.J. Fair (10), Baye Moussa Keita (10)
Two players had 10+ rebounds:	North Carolina, 2/21/18; Paschal Chukwu (11), Oshae Brissett (10)
Two players had 10+ reb. (OT):	at Georgetown, 12/16/17; Oshae Brissett (14), Matthew Moyer (11)



Game 1		ACCN
11/9 Virginia	48	
Syracuse	34	
Nov. 6 Syracuse, N.Y. Carrier Dome		

The defending national champion Virginia Cavaliers defeated Syracuse on Atlantic Coast Conference (ACC) opening night, 48-34. Elijah Hughes' 14 points, nine from 3-point range, were the most for the Orange.

"It's hard. They have guys who can guard the ball, they have shot blockers, they have good help side defense, so it's just really hard to get in a rhythm against them."

- Elijah Hughes

Virginia opened up an early 10-2 lead in the first 10 minutes of the contest. The teams shot a combined 5-for-25 from the field in that span. The Cavaliers converted only one-of-seven 3-point attempts, while the Orange missed all five of its attempts from behind the arc.

With 1:22 left in the opening half and Syracuse down by seven points, a Joseph Girard III shot from behind the arc bounced around the rim and in to bring 'Cuse back to within four. The Cavaliers took a 25-19 lead into the locker room.

With 8:32 to play, Virginia's Kody Stattman drilled a 3-point bucket to give his team a 42-27 cushion that carried the Cavaliers to victory.

Syracuse forced 16 Virginia turnovers. The Orange capitalized with 10 points off those miscues.

Visitor: Virginia (1-0)

PLAYER	FG-FGA	3G-3GA	FT-FTA	R	PF	TP	A	TO	B	S	MP
Diakite f	6-10	0-0	0-0	6	1	12	1	2	2	1	35
Clark g	3-9	2-8	2-2	11	0	10	7	3	0	1	40
Key g	3-10	0-5	1-2	10	2	7	2	2	0	2	33
Morsell g	1-6	1-6	0-0	2	2	3	1	2	1	0	26
Woldetensae g	0-4	0-3	0-0	0	1	0	0	2	0	0	13
Huff	5-6	0-0	1-2	12	1	11	1	2	0	0	29
Stattman	2-4	1-3	0-0	3	0	5	2	1	1	0	21
McKoy	0-0	0-0	0-0	0	0	0	0	1	0	0	3
TEAM				3				1			
TOTALS	20-49	4-25	4-6	47	7	48	14	16	4	4	200
Total FG%	1st Half: 7-27	.259	2nd Half: 6-28	.214	Game: .236						
Total FG%	1st Half: 11-24	.458	2nd Half: 9-25	.360	Game: .408						
3-Pt. FG%	1st Half: 2-12	.167	2nd Half: 2-13	.154	Game: .160						
F Throw%	1st Half: 1-2	.500	2nd Half: 3-4	.750	Game: .667						

Home: Syracuse (0-1)

PLAYER	FG-FGA	3G-3GA	FT-FTA	R	PF	TP	A	TO	B	S	MP
Hughes f	4-14	3-10	3-5	5	2	14	1	1	1	1	40
Dolezaj f	2-8	0-2	0-0	9	3	4	2	2	0	0	40
Sidibe f	1-2	0-0	0-0	2	4	2	0	1	0	1	22
Boeheim g	3-12	1-8	0-0	2	1	7	1	1	1	1	32
Carey g	1-6	0-0	0-2	5	0	2	1	1	0	1	18
Girard III	1-6	1-4	0-0	0	1	3	2	2	0	0	22
Edwards	1-1	0-0	0-0	1	0	2	0	0	1	0	5
Guerrier	0-4	0-3	0-0	0	1	0	0	0	0	1	13
Goodine	0-2	0-2	0-0	0	0	0	0	0	0	0	8
TEAM				4				1			
TOTALS	13-55	5-29	3-7	28	12	34	7	9	3	5	200
Total FG%	1st Half: 7-27	.259	2nd Half: 6-28	.214	Game: .236						
3-Pt. FG%	1st Half: 3-14	.214	2nd Half: 2-15	.133	Game: .172						
F Throw%	1st Half: 2-5	.400	2nd Half: 1-2	.500	Game: .429						

Officials: Clarence Armstrong, Doug Simons, Jamie Luckie
 Technical fouls: Virginia - none, Syracuse - none
 Attendance: 22,518

Score by Periods	1st	2nd	Total
Virginia	25	23	48
Syracuse	19	15	34

Game 2		RSN
Syracuse	70	
Colgate	54	
Nov. 13 Syracuse, N.Y. Carrier Dome		

Three players in double figures carried Syracuse to its first victory of the season, a 70-54 triumph against in-state foe Colgate (1-2). Buddy Boeheim led the way with 17 points, Bourama Sidibe posted a double-double (12 points, 14 rebounds) and Elijah Hughes added 14.

"I thought we really located shooters well. We were flying around and we contested a lot of hard shots. We were rebounding really well and trying to push the tempo."

- Buddy Boeheim

Three early 3-pointers from the visitors helped Colgate to an early 9-1 advantage. Syracuse was unable to secure its first field goal until 6:07 into the contest, on a layup from Sidibe.

Five straight points from Hughes, and a jumper from the top of the key from Joseph Girard III opened a 24-18 lead for the Orange. Three made free throws from Marek Dolezaj and jumpers from Hughes and Boeheim propelled 'Cuse to a 31-25 lead at the break.

Syracuse came to life early in the second half, after Dolezaj threw down a two-handed slam to give the home team a 10-point advantage. Hughes' third 3-point make of the game pushed his team's lead to 51-31 with just over 10 minutes remaining in regulation. Boeheim added another long-range bucket three minutes later to give 'Cuse a 58-34 lead, its largest of the night.

Visitor: Colgate (1-2)

PLAYER	FG-FGA	3G-3GA	FT-FTA	R	PF	TP	A	TO	B	S	MP
Rayman f	2-9	1-2	0-0	8	3	5	2	1	0	1	31
Ivanaukas f	2-10	0-3	1-3	9	3	5	6	3	2	0	31
Burns g	4-12	4-10	0-0	2	1	12	0	3	1	2	32
Cummings g	3-11	2-9	2-2	1	1	10	1	0	0	1	35
Richardson g	2-8	2-8	0-0	2	4	6	3	5	0	1	29
Ferguson	2-6	2-6	0-0	1	0	6	1	1	0	1	12
Maynard	2-3	2-3	0-0	0	1	6	0	0	0	0	9
Records	0-0	0-0	2-2	1	1	2	1	0	1	0	5
Light	1-1	0-0	0-0	0	2	0	0	0	0	0	2
Moffatt	0-0	0-0	0-0	2	0	0	0	2	0	0	12
Williams	0-0	0-0	0-0	0	0	0	0	0	0	0	2
TEAM				5							
TOTALS	18-60	13-41	5-7	31	14	54	14	15	4	6	200
Total FG%	1st Half: 9-28	.321	2nd Half: 9-32	.281	Game: .300						
3-Pt. FG%	1st Half: 6-21	.286	2nd Half: 7-20	.350	Game: .317						
F Throw%	1st Half: 1-2	.500	2nd Half: 4-5	.800	Game: .714						

Home: Syracuse (1-1)

PLAYER	FG-FGA	3G-3GA	FT-FTA	R	PF	TP	A	TO	B	S	MP
Hughes f	5-11	3-6	1-2	3	1	14	8	3	1	2	36
Dolezaj f	2-3	0-0	3-4	6	2	7	1	0	1	2	24
Sidibe f	6-6	0-0	0-2	14	3	12	0	2	1	0	27
Boeheim g	7-14	3-5	0-0	6	0	17	2	1	1	2	33
Carey g	0-2	0-0	1-2	1	1	1	0	2	0	0	5
Girard III	2-6	1-4	0-0	0	0	5	4	1	0	3	19
Guerrier	2-5	0-1	1-1	2	2	5	1	2	2	0	13
Edwards	2-3	0-0	0-0	1	1	4	0	0	0	0	12
Washington	1-2	0-1	1-1	2	0	3	2	1	0	0	7
Goodine	1-1	0-0	0-0	2	0	2	2	2	0	0	16
Braswell	0-2	0-0	0-0	2	1	0	0	1	0	0	8
TEAM				3				1			
TOTALS	28-55	7-17	7-12	42	11	70	20	14	6	9	200
Total FG%	1st Half: 12-28	.429	2nd Half: 16-27	.593	Game: .509						
3-Pt. FG%	1st Half: 3-8	.375	2nd Half: 4-9	.444	Game: .412						
F Throw%	1st Half: 4-8	.500	2nd Half: 3-4	.750	Game: .583						

Officials: Trey Styons, Mike Roberts, Lee Cassell
 Technical fouls: Colgate - none, Syracuse - none
 Attendance: 21,281

Score by Periods	1st	2nd	Total
Colgate	25	29	54
Syracuse	31	39	70

Game 3		ACCN
Syracuse	89	
Seattle	67	
Nov. 16 Syracuse, N.Y. Carrier Dome		

In his first career start, freshman guard Joseph Girard III tallied 24 points and led Syracuse to an 89-67 victory against Seattle (2-3). Four other Orange finished in double figures -- Marek Dolezaj (19), Elijah Hughes (15), Quincy Guerrier (14) and Buddy Boeheim (10). The scoring was plentiful early, as the teams made 18-of-31 combined field-goal attempts in the first 12 minutes of the game.

"When we have our spacing and get into the lane and get guys open, that's when we're at our best. We made a lot of shots in that first half for sure, and we made a lot in the second half as well."

- Joe Girard

A two-handed slam from Guerrier ignited the Dome crowd and gave the Orange a 16-point lead with 6:41 remaining. Two minutes later, Hughes blocked an attempt from Seattle's Myles Carter, sending Syracuse on a fast break that was capped off by a Girard 3-ball. The freshman paced the Orange with 13 points in the first half and his team took an 18-point lead into the locker room, 44-26.

Trailing 44-26 entering the second half, the Redhawks made six of seven three pointers in the first seven and a half minutes to cut the 'Cuse lead to 11.

Following the Seattle surge, the Orange regained its command and rebuilt its lead to as large as 22 points.

Visitor: Seattle (2-2)

PLAYER	FG-FGA	3G-3GA	FT-FTA	R	PF	TP	A	TO	B	S	MP
Brown g	10-24	1-3	2-3	7	4	23	3	1	0	1	39
Jones g	4-11	0-0	2-2	10	1	10	0	3	0	0	35
Carter f	4-11	0-0	2-2	10	1	10	0	3	0	0	35
Means g	1-8	1-7	2-2	2	3	5	5	3	0	4	31
Dallas c	1-1	0-0	1-1	4	3	0	2	0	0	0	9
Nettles	2-3	2-3	1-1	3	1	7	3	2	0	1	23
Hopkins	1-1	0-0	2-2	1	0	4	0	0	0	0	4
Da Campo	1-1	1-1	0-0	3	5	3	3	0	0	2	19
Hundal	0-1	0-1	0-0	2	1	0	0	0	0	0	8
Economou	0-3	0-3	0-0	0	3	0	0	0	0	0	7
Hauge	0-0	0-0	0-0	0	0	0	0	1	0	0	2
Pinskus	0-0	0-0	0-0	0	0	0	0	0	0	0	2
TEAM				0				0			
TOTALS	23-62	8-25	13-14	30	26	67	14	13	0	8	200
Total FG%	1st Half: 9-33	.273	2nd Half: 14-29	.483	Game: .371						
3-Pt. FG%	1st Half: 1-12	.083	2nd Half: 7-13	.539	Game: .320						
F Throw%	1st Half: 7-7	1.000	2nd Half: 6-7	.857	Game: .929						

Home: Syracuse (2-1)

PLAYER	FG-FGA	3G-3GA	FT-FTA	R	PF	TP	A	TO	B	S	MP
Girard III g	7-8	5-6	5-5	5	3	24	2	3	0	2	31
Dolezaj f	7-8	0-0	5-10	2	2	19	4	0	0	3	37
Hughes f	6-13	2-8	1-1	6	3	15	4	3	2	1	40
Boeheim g	3-9	2-7	2-2	2	1	10	4	1	0	1	34
Sidibe f	2-2	0-0	3-4	6	3	7	1	2	1	0	20
Guerrier	3-5	0-2	8-14	7	0	14	0	1	1	1	17
Goodine	0-2	0-0	0-0	2	2	0	3	3	0	1	13
Edwards	0-0	0-0	0-0	3	2	0	0	1	0	0	6
Paul	0-0	0-0	0-0	0	0	0	0	0	0	0	1

SYRACUSE

Game 4		ACCN
Syracuse	72	
Cornell	53	
Nov. 20 Syracuse, N.Y. Carrier Dome		

Syracuse defeated Cornell in the "Battle of the Boenheim's" on Wednesday night. Orange coach Jim Boenheim benefited from Buddy Boenheim's 16 points in overcoming the game-high 25 points Cornell received from Jimmy Boenheim.

"Just being with Jimmy is really special. I grew up looking up to him, he gave me that competitive edge and never let me beat him in whatever we did. I always wanted to be better than him and tried to be at the level he was at."

- Buddy Boenheim

Shots were not falling for either side during the first half, and Cornell outscored the Orange 16-10 in 14:29 before the break. Syracuse went to the locker room with a 26-25 lead, behind Buddy Boenheim's 10 points.

The Syracuse offense picked up to start the second half. Marek Dolezaj made three baskets in the first six minutes to help push the Syracuse lead to six with 14:43 to go in regulation. The Orange took control of the glass, outrebounding the Big Red, 8-4, in the first eight minutes after halftime.

Ahead 57-46, Hughes and Boenheim knocked down consecutive three-pointers to put the Orange up by 14 points with 2:46 left in the game. Both buckets gave each player 16 points for the contest. Hughes knocked down another 3-point strike, increasing the lead to 15 with a minute and a half to play, sealing the third straight Syracuse victory.

Visitor: Cornell (1-4)

PLAYER	FG-FGA	3G-3GA	FT-FTA	R	PF	TP	A	TO	B	S	MP
Boenheim f	7-16	2-7	9-11	2	0	25	2	1	0	0	35
Warren f	1-1	0-0	4-6	2	4	6	2	3	0	0	31
McCarty f	1-5	1-5	0-1	3	2	3	0	0	1	0	24
Knapp g	1-3	0-1	0-0	1	0	2	0	0	0	0	15
McBride g	0-3	0-3	0-0	0	2	0	5	0	0	0	33
Jones	3-7	3-7	6-7	5	2	15	1	1	0	1	25
Voss	1-2	0-1	0-0	1	1	2	0	0	0	0	13
Noll	0-2	0-2	0-0	3	0	0	1	1	0	1	11
Dickson	0-0	0-0	0-0	1	2	0	0	0	0	0	10
Filien	0-0	0-0	0-0	0	0	0	0	0	0	0	1
Dolan	0-1	0-1	0-0	0	0	0	0	0	0	0	1
Mack	0-0	0-0	0-0	0	0	0	0	0	0	0	1
TEAM			2				3				
TOTALS	14-40	6-27	19-25	24	13	53	11	9	1	4	200

Total FG%	1st Half: 8-23 .347	2nd Half: 6-17 .353	Game: .350
3-Pt. FG%	1st Half: 3-16 .188	2nd Half: 3-11 .273	Game: .222
FThrow%	1st Half: 6-6 1.000	2nd Half: 13-19 .684	Game: .760

Home: Syracuse (3-1)

PLAYER	FG-FGA	3G-3GA	FT-FTA	R	PF	TP	A	TO	B	S	MP
Hughes f	7-14	3-6	5-7	3	2	22	7	0	0	0	38
Dolezaj f	3-4	0-0	0-2	8	5	6	2	1	0	0	34
Sidibe f	3-3	0-0	0-0	4	4	6	1	0	0	0	30
Boenheim g	6-8	4-13	0-0	2	1	16	3	0	0	1	37
Girard III g	2-8	2-7	3-3	6	1	9	4	3	0	1	36
Guerrier	3-5	1-1	3-4	5	3	10	0	2	0	0	16
Goodine	1-1	0-0	1-2	0	0	3	1	1	0	0	7
Edwards	0-0	0-0	0-0	0	0	0	0	0	0	0	2
TEAM			7								
TOTALS	25-53	10-27	12-18	35	16	72	18	7	0	2	200

Total FG%	1st Half: 10-28 .357	2nd Half: 15-25 .600	Game: .472
3-Pt. FG%	1st Half: 4-14 .286	2nd Half: 6-13 .462	Game: .370
FThrow%	1st Half: 2-2 1.000	2nd Half: 10-16 .625	Game: .667

Officials: Greg Evans, Mike Stephens, Mike Eades
 Technical fouls: Cornell - none, Syracuse - none
 Attendance: 23,123

Score by Periods	1st	2nd	Total
Cornell	25	28	53
Syracuse	26	46	72

Game 5		ESPN
Syracuse	97	
Bucknell	46	
Nov. 23 Syracuse, N.Y. Carrier Dome		

A career-high 22 points from Buddy Boenheim led the way in Syracuse's 97-46 victory against Bucknell. The victory was the Orange's fourth straight this season.

"We played well. We made shots. That was the biggest thing from today. I'm just trying to be a complete basketball player."

- Elijah Hughes

Along with Boenheim's 22, Elijah Hughes provided 21, Joseph Girard III added 12 and freshman Jesse Edwards had a career-high 10 points off the bench.

Eight of the first 10 Orange points in the contest came from Hughes as Syracuse built a 10-5 lead. Hughes stayed hot as the half went on, burying two more 3-pointers to push the Orange lead to 31-12 with 9:30 remaining in the half. He ended the half with 16 points, four rebounds and three assists.

The Orange forced 13 Bison turnovers in the first half and converted them into 19 points. Syracuse recorded seven steals in the first 20 minutes

Syracuse put together a 12-0 run early in the second half to push its lead to 37. Boenheim hit back-to-back 3-pointers in the stretch. Eventually, the Orange margin swelled to as many 53 points, and Syracuse outscored Bucknell after the break, 46-20.

Visitor: Bucknell (2-4)

PLAYER	FG-FGA	3G-3GA	FT-FTA	R	PF	TP	A	TO	B	S	MP
Moore f	6-9	0-0	5-7	5	2	17	0	2	0	1	21
Sotos g	2-5	1-4	2-2	4	1	7	4	2	0	2	27
Newmanc	0-4	0-0	4-6	5	2	4	0	2	0	1	19
Funk g	1-5	1-5	0-0	1	0	3	2	0	1	1	25
Toomer g	1-8	1-4	0-0	0	2	3	1	4	0	0	21
Meeks	2-5	0-1	0-0	1	1	4	0	4	0	0	17
Spear	1-6	0-1	0-0	5	1	2	0	1	1	0	19
Ellis	1-7	0-5	0-0	0	2	2	2	3	0	1	15
Rice	0-2	0-1	2-2	2	0	2	1	2	0	0	14
van der Heijden	1-3	0-1	0-0	0	1	2	0	2	0	0	6
Robertson	0-3	0-2	0-0	3	1	0	0	0	0	0	12
Rhodes	0-0	0-0	0-0	0	0	0	0	0	0	0	2
Timmerman	0-0	0-0	0-0	0	0	0	0	1	0	0	2
TEAM			6								
TOTALS	15-57	3-24	13-17	32	13	46	10	23	2	6	200

Home: Syracuse (4-1)

PLAYER	FG-FGA	3G-3GA	FT-FTA	R	PF	TP	A	TO	B	S	MP
Boenheim g	8-12	6-8	0-0	0	0	22	4	1	0	2	23
Hughes f	7-12	5-10	2-2	6	1	21	5	3	2	1	26
Girard III g	4-6	2-4	2-2	0	0	12	6	1	1	2	21
Sidibe c	3-5	0-0	3-4	9	2	9	0	0	2	1	19
Dolezaj f	2-4	0-0	2-2	7	2	6	3	0	3	2	14
Edwards	5-5	0-0	0-0	5	1	10	0	1	2	0	24
Guerrier	4-8	0-2	0-1	8	2	8	1	3	2	1	24
Goodine	3-7	0-2	0-0	2	3	6	1	3	1	3	20
Washington	1-4	1-1	0-0	1	0	3	3	1	0	0	12
Braswell	0-2	0-1	0-0	2	1	0	0	0	0	2	9
Paul	0-1	0-1	0-0	0	0	0	0	0	0	0	2
LaValle	0-0	0-0	0-0	0	0	0	2	1	0	0	2
Belbey	0-0	0-0	0-0	0	0	0	0	0	0	0	2
Giancola	0-0	0-0	0-0	0	0	0	0	0	0	0	2
TEAM			4				1				
TOTALS	37-66	14-29	9-11	44	12	97	25	15	13	14	200

Total FG%	1st Half: 18-31 .581	2nd Half: 19-35 .543	Game: .561
3-Pt. FG%	1st Half: 8-17 .471	2nd Half: 6-12 .500	Game: .483
FThrow%	1st Half: 7-9 .778	2nd Half: 2-2 1.000	Game: .818

Officials: Jeff Pon, Lee Cassell, Jamie Luckie
 Technical fouls: Cornell - none, Syracuse - none
 Attendance: 17,181

Score by Periods	1st	2nd	Total
Bucknell	26	20	46
Syracuse	51	46	97

Game 6		ESPN 2
Oklahoma State	86	
Syracuse	72	
Nov. 27 Brooklyn, N.Y. Barclays Center		

The four-game winning streak for Syracuse came to an end as the Orange were defeated, 86-72, by Oklahoma State in the NIT Season Tip-Off. Elijah Hughes posted a career-high 28 points in the loss.

"I thought we fought about as hard as we could but when we don't shoot a little better from the field and we miss that many free throws it's not going to be a good outcome for us."

- Coach Jim Boenheim

The Orange fell into an early 11-0 hole. Marek Dolezaj hit two free throws 3:03 into the action to get Syracuse on the board and Joseph Girard III added three points from the line shortly after.

The Orange answered with a 10-0 run capped off by a Buddy Boenheim 3-pointer. Hughes began to heat up, knocking down a 3-ball to tie the score at 13 and giving 'Cuse its first lead of the night, 15-14, with a pair of free throws.

Oklahoma State led by as many as 19 points before the Orange rattled off a 9-0 run to make the score 58-48 with 11:44 to play. Girard logged five points in that span, including a 3-point strike. Oklahoma State led 66-51 with 8:54 to play, and a 3-pointer from senior Thomas Dziagwa made the score 69-52, 13 seconds later.

The Orange decreased the gap to 13, but the Cowboys ultimately cruised to the 14-point victory.

Visitor: Oklahoma State (6-0)

PLAYER	FG-FGA	3G-3GA	FT-FTA	R	PF	TP	A	TO	B	S	MP
Likekele g	8-11	1-1	9-10	5	1	26	8	3	0	5	35
Anei f	6-9	0-0	7-8	8	4	19	0	1	2	2	24
Dziagwa g	5-12	4-11	2-2	3	1	16	2	0	0	1	32
McGriff f	3-4	1-2	0-0	8	5	7	2	4	0	0	26
Waters III g	1-4	0-2	2-2	3	4	4	0	4	0	2	27
Harris Jr.	3-7	3-7	0-0	3	0	9	2	2	0	0	18
Boone, Kal.	1-2	0-0	0-0	1	2	2	0	1	0	0	8
Laurent	0-0	0-0	2-2	0	1	2	0	1	0	0	2
Roessink	0-2	0-1	1-4	1	3	1	1	2	0	0	17
Anderson III	0-4	0-2	0-0	4	2	0	2	2	0	0	9
Boone, Key.	0-0	0-0	0-0	0	1	0	0	0	0	0	2
TEAM			3				2				
TOTALS	27-55	9-26	23-28	39	24	86	17	20	2	12	200

Total FG%	1st Half: 13-26 .500	2nd Half: 14-29 .483	Game: .491
3-Pt. FG%	1st Half: 5-15 .333	2nd Half: 4-11 .364	Game: .346
FThrow%	1st Half: 12-17 .706	2nd Half: 11-11 1.000	Game: .821

Home: Syracuse (4-2)

PLAYER	FG-FGA	3G-3GA	FT-FTA	R	PF	TP	A	TO	B	S	MP
Hughes f	8-15	5-10	7-8	4	4	28	1	2	1	0	33
Girard III g	3-11	1-7	5-5	2	4	12	9	5	0	3	35
Boenheim g	2-11	1-7	3-4	1	1	8	3	2	0	0	29
Dolezaj f	1-3	0-1	5-10	2	4	7	1	3	0	3	34
Sidibe c	3-7	0-0	0-0	9	4	6	0	2	0	1	21
Guerrier	0-2	0-1	4-6	6	3	4	0	2	1	1	19
Goodine	1-4	0-3	1-2	2	0	3	0	1	0	1	12
Braswell	1-1	1-1	0-0	0	0	3	0	0	0	0	7



**2019-20 Syracuse Men's Basketball
Combined Team Statistics
All games**

Game Records

Record	Overall	Home	Away	Neutral
ALL GAMES	4-2	4-1	0-0	0-1
CONFERENCE	0-1	0-1	0-0	0-0
NON-CONFERENCE	4-1	4-0	0-0	0-1

Score by Periods

Team	1st	2nd	OT	TOT
Syracuse	202	232	0	434
Opponents	170	184	0	354

Team Box Score

No.	Player				Total		3-Point		F-Throw		Rebounds											
		GP-GS	MIN	AVG	FG-FGA	FG%	3FG-FGA	3FG%	FT-FTA	FT%	OFF	DEF	TOT	AVG	PF	DQ	A	TO	BLK	STL	PTS	AVG
33	HUGHES, Elijah	6-6	212:55	35.5	37-79	.468	21-50	.420	19-25	.760	1	26	27	4.5	13	0	26	12	7	5	114	19.0
35	BOEHEIM, Buddy	6-6	188:42	31.4	29-76	.382	17-48	.354	5-6	.833	0	13	13	2.2	4	0	17	6	2	7	80	13.3
11	GIRARD III, Joseph	6-4	163:15	27.2	19-45	.422	12-32	.375	15-15	1.000	0	13	13	2.2	9	0	27	15	1	11	65	10.8
21	DOLEZAJ, Marek	6-6	193:03	32.2	17-30	.567	0-3	.000	15-28	.536	15	19	34	5.7	18	1	13	6	4	10	49	8.2
34	SIDIBE, Bourama	6-6	139:08	23.2	18-25	.720	0-0	.000	6-10	.600	12	32	44	7.3	20	0	2	7	4	3	42	7.0
1	GUERRIER, Quincy	6-0	103:11	17.2	12-29	.414	1-10	.100	16-26	.615	9	19	28	4.7	11	0	2	10	6	3	41	6.8
14	EDWARDS, Jesse	6-0	44:25	7.4	8-10	.800	0-0	.000	1-2	.500	4	7	11	1.8	4	0	0	2	3	0	17	2.8
0	GOODINE, Brycen	6-0	77:07	12.9	6-17	.353	0-7	.000	2-4	.500	0	8	8	1.3	5	0	7	8	1	5	14	2.3
10	WASHINGTON, Howard	3-0	23:24	7.8	2-7	.286	1-3	.333	1-1	1.000	1	3	4	1.3	0	0	5	2	0	0	6	2.0
05	CAREY, Jalen	2-2	23:18	11.7	1-8	.125	0-0	.000	1-4	.250	2	4	6	3.0	1	0	1	3	0	1	3	1.5
20	BRASWELL, Robert	3-0	23:32	7.8	1-5	.200	1-2	.500	0-0	.000	1	3	4	1.3	2	0	0	1	0	2	3	1.0
32	GIANCOLA, Nick	1-0	01:40	1.7	0-0	.000	0-0	.000	0-0	.000	0	0	0	0.0	0	0	0	0	0	0	0	0.0
24	BELBEY, Shaun	2-0	02:20	1.2	0-0	.000	0-0	.000	0-0	.000	0	0	0	0.0	0	0	0	0	0	0	0	0.0
13	LAVALLE, Chris	1-0	01:40	1.7	0-0	.000	0-0	.000	0-0	.000	0	0	0	0.0	0	0	2	1	0	0	0	0.0
12	PAUL, Brendan	2-0	02:20	1.2	0-1	.000	0-1	.000	0-0	.000	0	0	0	0.0	0	0	0	0	0	0	0	0.0
Team											16	8	24				3					
Total		6	1200		150-332	.452	53-156	.340	81-121	.669	61	155	216	36.0	87	1	102	76	28	47	434	72.3
Opponents		6	1200		117-323	.362	43-168	.256	77-97	.794	63	140	203	33.8	97	-	80	96	13	40	354	59.0

Team Statistics

	SYR	OPP
Scoring	434	354
Points per game	72.3	59.0
Scoring margin	+13.3	-
Field goals-att	150-332	117-323
Field goal pct	.452	.362
3 point fg-att	53-156	43-168
3-point FG pct	.340	.256
3-pt FG made per game	8.8	7.2
Free throws-att	81-121	77-97
Free throw pct	.669	.794
F-Throws made per game	13.5	12.8
Rebounds	216	203
Rebounds per game	36.0	33.8
Rebounding margin	+2.2	-
Assists	102	80
Assists per game	17.0	13.3
Turnovers	76	96
Turnovers per game	12.7	16.0
Turnover margin	+3.3	-
Assist/turnover ratio	1.3	0.8
Steals	47	40
Steals per game	7.8	6.7
Blocks	28	13
Blocks per game	4.7	2.2
Winning streak	0	-
Home win streak	4	-
Attendance	103590	0
Home games-Avg/Game	5-20718	0-0
Neutral site-Avg/Game	-	1-4114

Team Results

Date	Opponent		Score	Att.
11/06/2019	Virginia	L	34-48	22518
11/13/2019	Colgate	W	70-54	21281
11/16/2019	Seattle U	W	89-67	21487
11/20/2019	Cornell	W	72-53	21123
11/23/2019	Bucknell	W	97-46	17181
11/27/2019	vs Oklahoma St.	L	72-86	4114