



2019 BIG TEN FOOTBALL WEEKLY RELEASE - NOVEMBER 18

Primary Contact: Adam Augustine, Director, Public Affairs & Communications • Office: 847-696-1010 ext. 151 • E-mail: aaugustine@bigten.org • Cell: 608-215-4391 • Twitter: @B1Gfootball
Secondary Contact: Megan Rowley, Assistant Director, Communications • Office: 847-696-1010 ext. 129 • E-mail: mrowley@bigten.org • Cell: 630-272-2038

2019 CONFERENCE & OVERALL STANDINGS

EAST DIVISION

	Conference Games						All Games					
	W-L	PCT	H	A	Div.	Strk	W-L	PCT	H	A	N	Strk
1. Ohio State	7-0	1.000	3-0	4-0	4-0	W11	10-0	1.000	6-0	4-0	0-0	W16
2. Penn State	6-1	.857	3-0	3-1	4-0	W1	9-1	.900	6-0	3-1	0-0	W1
3. Michigan	5-2	.714	3-0	2-2	3-1	W2	8-2	.800	6-0	2-2	0-0	W3
4. Indiana	4-3	.571	2-1	2-2	2-3	L1	7-3	.700	4-1	2-2	1-0	L1
5. Michigan State	2-5	.286	1-2	1-3	1-3	L5	4-6	.400	3-3	1-3	0-0	L5
6. Maryland	1-6	.143	0-3	1-3	1-4	L4	3-7	.300	2-3	1-4	0-0	L5
7. Rutgers	0-7	.000	0-3	0-4	0-4	L19	2-8	.200	2-4	0-4	0-0	L2

WEST DIVISION

	Conference Games						All Games					
	W-L	PCT	H	A	Div.	Strk	W-L	PCT	H	A	N	Strk
1. Minnesota	6-1	.857	4-0	2-1	3-1	L1	9-1	.900	6-0	3-1	0-0	L1
2. Wisconsin	5-2	.714	4-0	1-2	3-1	W2	8-2	.800	6-0	2-2	0-0	W2
3. Iowa	4-3	.571	3-1	1-2	3-1	W1	6-4	.600	3-3	3-1	0-0	W4
Illinois	4-3	.571	2-2	2-1	2-2	W4	6-4	.600	3-3	3-1	0-0	W4
5. Purdue	3-4	.429	2-2	1-2	2-3	W2	4-6	.400	3-3	1-3	0-0	W2
6. Nebraska	2-5	.286	1-3	1-2	2-3	L4	4-6	.400	3-3	1-3	0-0	L4
7. Northwestern	0-7	.000	0-4	0-3	0-4	L7	2-8	.200	2-4	0-4	0-0	W1

BIG TEN. BIG NEWS.

- With just two weekends remaining in the regular season, all 14 Big Ten teams will take the field this week. The action opens on Saturday at noon ET and features six divisional matchups.
- Ohio State stands atop the East Division standings with a 7-0 record, with Penn State close behind at 6-1 and Michigan in third at 5-2 in conference play. The Buckeyes can clinch the outright East Division title and a Big Ten Football Championship Game berth this weekend with a win over Penn State.
- Minnesota leads the West Division with a 6-1 Big Ten record, followed by Wisconsin at 5-2. Illinois and Iowa share third at 4-3. The Gophers can clinch at least a share of the West Division title this weekend with a win over Northwestern. Minnesota can earn a Big Ten Football Championship Game berth with a win against Northwestern and a Purdue victory over Wisconsin.
- Ohio State currently leads the nation in both scoring offense and scoring defense, scoring 51.5 points per game and allowing 9.8. The Buckeyes have won 16 straight games dating back to last season and have scored at least 20 points in 35 straight games. Ohio State has won 10 games for the eighth straight season, which is the longest streak in school history and the third-longest active streak nationally.
- Wisconsin's Jonathan Taylor carried the ball 25 times for 204 yards and two touchdowns in Wisconsin's victory at Nebraska, becoming the first FBS player since at least 2000 to rush for 200 or more yards against a single opponent three times in his career. The junior running back also increased his career rushing total to 5,634 yards, passing Georgia's Herschel Walker for the most ever by an FBS player through his junior season, and also eclipsing two-time Heisman Trophy winner Archie Griffin from Ohio State for second place on the Big Ten's all-time rushing list.
- Ohio State's Justin Fields threw for a career-high 305 yards and four touchdowns on Saturday against Rutgers. Fields completed 15-of-19 passes, including a 14-yard touchdown throw to Luke Farrell on his last play of the evening. Fields has accounted for 41 touchdowns this season, seven more than Dwayne Haskins had last season through 10 games.
- Michigan claimed a 44-10 win against Michigan State on Saturday, the largest margin of victory in the series for the Wolverines since 2002. Michigan quarterback Shea Patterson completed 24-of-33 passes for 384 yards and four touchdowns in the contest, the fifth-most passing yards in a single game in school history.
- Iowa defeated Minnesota 23-19 on Saturday, marking the Hawkeyes' fifth straight win against the Gophers and the ninth straight time in Iowa City. Iowa's defense had six sacks against Minnesota, the most they have had in a game since 2013, and held the Gophers to a season-low 19 points.
- Twelve Big Ten standouts were named to the 2019 CoSIDA Academic All-District Football Team: Illinois' Richie Petitbon, Michigan's Jordan Glasgow, Michigan State's Dominique Long, Minnesota's Blaise Andries, Sam Renner and Antoine Winfield Jr., Nebraska's Ben Stille, Northwestern's Tyler Gillikin, Ohio State's Jordan Fuller, Penn State's Blake Gillikin, and Purdue's Eric Miller and Rondale Moore. To be eligible for the award, a player must be a varsity starter or key reserve, maintain a cumulative GPA of at least 3.30 on a scale of 4.00 and have achieved sophomore academic eligibility.
- Eight Big Ten schools – Illinois, Indiana, Iowa, Michigan, Minnesota, Ohio State, Penn State and Wisconsin - have reached bowl eligibility by recording six victories on the season. The Big Ten will continue to feature the largest bowl lineup in conference history, and the full list of Big Ten postseason destinations can be found on page four.

WEEK 13 SCHEDULE

SATURDAY, NOV. 23

- ILLINOIS at IOWA
Noon | BTN
- MINNESOTA at NORTHWESTERN
Noon | ABC
- PENN STATE at OHIO STATE
Noon | FOX
- MICHIGAN STATE at RUTGERS
Noon | FS1
- MICHIGAN at INDIANA
3:30 p.m. | ESPN
- NEBRASKA at MARYLAND
3:30 p.m. | BTN
- PURDUE at WISCONSIN
4 p.m. | FOX
- All times ET*

WEEK 12 RESULTS

SATURDAY, NOV. 16

- #14 WISCONSIN 37, NEBRASKA 21
NORTHWESTERN 45, Massachusetts 6
#9 PENN STATE 34, INDIANA 27
#15 MICHIGAN 44, MICHIGAN STATE 10
#2 OHIO STATE 56, RUTGERS 21
#20 IOWA 23, #8 MINNESOTA 19
- BYE: ILLINOIS, MARYLAND, PURDUE
- Rankings: College Football Playoff*

FOLLOW THE BIG TEN

The Big Ten football page on bigten.org will feature notes, recaps, statistics, standings and more. You can also keep track of Big Ten football in real time by following the conference on Twitter @B1Gfootball and @BigTen or becoming a fan of the Big Ten Conference on Facebook to receive exclusive updates.

THE RACE FOR DIVISION CHAMPIONSHIPS

EAST DIVISION

Team	Home/Away	Opp. Rec.	Remaining Sched.
OSU (7-0)	1/1	11-3	PSU, @MICH
PSU (6-1)	1/1	7-7	@OSU, RU
MICH (5-2)	1/1	11-3	@IND, OSU

WEST DIVISION

Team	Home/Away	Opp. Rec.	Remaining Sched.
MINN (6-1)	1/1	5-9	@NU, WIS
WIS (5-2)	1/1	9-5	PUR, @MINN
ILL (4-3)	1/1	4-10	@IOWA, NU
IOWA (4-3)	1/1	6-8	ILL, @NEB

BIG LIFE. BIG STAGE. BIG TEN.

The Big Ten Academic Alliance is an academic consortium of all 14 Big Ten universities, which is widely considered to be the model for effective and voluntary collaboration among top research universities.

ON-CAMPUS PRESS CONFERENCE SCHEDULE

BTN will provide coverage of all 14 head coaches' on-campus press conferences throughout the 2019 season. Weekly on-campus football press conferences can also be streamed via the web, smartphones, tablets and connected devices through the Fox Sports app. A full schedule can be found below:

MONDAY

11:00 a.m. – Jeff Brohm, Purdue
 11:15 a.m. – Paul Chryst, Wisconsin
 11:45 a.m. – Nunzio Campanile, Rutgers
 12:00 p.m. – Tom Allen, Indiana
 12:00 p.m. – Jim Harbaugh, Michigan
 1:00 p.m. – Pat Fitzgerald, Northwestern
 1:30 p.m. – Scott Frost, Nebraska
 2:00 p.m. – Lovie Smith, Illinois

TUESDAY

11:30 a.m. – Mark Dantonio, Michigan State
 11:45 a.m. – Ryan Day, Ohio State
 12:00 p.m. – Michael Locksley, Maryland
 12:30 p.m. – James Franklin, Penn State
 2:15 p.m. – P.J. Fleck, Minnesota
 2:30 p.m. – Kirk Ferentz, Iowa

All times ET

Schedule subject to change

BIG TEN FOOTBALL MEDIA CONTACTS

EAST DIVISION

Indiana
 Jeff Keag
 jkeag@indiana.edu
 Phone: (812) 855-6209

Maryland
 Dustin Semonavick
 dustin@umd.edu

Michigan
 David Ablauf
 dablauf@umich.edu
 Chad Shepard
 shepchad@umich.edu
 Phone: (734) 764-6456

Michigan State
 Ben Phlegar
 phlegarb@ath.msu.edu
 Phone: (517) 355-2271

Ohio State
 Jerry Emig
 emig.2@osu.edu
 Phone: (614) 688-0343

Penn State
 Kristina Petersen
 kap18@psu.edu
 Phone: (814) 865-1757

Rutgers
 Hasim Phillips
 hphillips@scarletk-
 nights.com
 Phone: (732) 445-6069
 Jimmy Gill
 jgill@scarletknights.com

WEST DIVISION

Illinois
 Kent Brown
 kwbrown3@illinois.edu
 Derek Neal
 drneal@illinois.edu
 Phone: (217) 333-1391

Iowa
 Steve Roe
 steven-roe@uiowa.edu
 Phone: (319) 335-9411

Minnesota
 Paul Rovnak
 psrovnak@umn.edu
 Phone: (612) 625-9379
 Ryan Tibbitts
 rtibbitt@umn.edu

Nebraska
 Keith Mann
 kmann@huskers.com
 Phone: (402) 472-2263
 Matt Smith
 msmith@huskers.com
 Phone: (402) 770-5926

Northwestern
 Paul Kennedy
 pkennedy@northwestern.edu
 Phone: (847) 467-2028

Purdue
 Matt Rector
 rector@purdue.edu
 Phone: (765) 494-3196

Wisconsin
 Brian Lucas
 bml@athletics.wisc.edu
 Phone: (608) 263-5052
 Brian Mason
 bm3@athletics.wisc.edu

BIG TEN NCAA STATISTICAL LEADERS

TEAM RANKINGS

Rk. Total Offense Avg.

4. Ohio State 541.7

Rk. Scoring Offense Avg.

1. Ohio State 51.5
 15. Penn State 36.8
 22. Minnesota 35.7

Rk. Rushing Offense Avg.

4. Ohio State 287.4
 15. Wisconsin 235.1

Rk. Passing Offense Avg.

13. Indiana 314.3
 17. Purdue 298.5

Rk. Pass Efficiency Avg.

4. Ohio State 188.89
 5. Minnesota 184.63
 18. Indiana 156.57
 23. Wisconsin 154.60

Rk. Time of Possession Time

1. Wisconsin 36:38
 4. Minnesota 34:30
 10. Indiana 33:54
 22. Iowa 32:30

Rk. Total Defense Avg.

1. Ohio State 216.4
 4. Wisconsin 257.6
 5. Michigan 261.6
 12. Iowa 303.1
 15. Minnesota 307.8
 17. Penn State 316.2
 18. Indiana 316.3

Rk. Scoring Defense Avg.

1. Ohio State 9.8
 5. Iowa 12.4
 6. Wisconsin 13.4
 7. Penn State 13.5
 11. Michigan 16.4

Rk. Rushing Defense Avg.

4. Penn State 75.9
 6. Ohio State 90.4
 12. Wisconsin 103.3
 14. Michigan State 105.6
 16. Iowa 106.5
 17. Michigan 106.8

Rk. Pass Efficiency Defense Avg.

2. Ohio State 90.45
 3. Wisconsin 98.79
 8. Minnesota 108.07
 13. Michigan 111.30

Rk. Fewest Penalty Yards Avg.

4. Iowa 32.00
 13. Minnesota 40.10
 18. Wisconsin 42.80
 19. Purdue 43.20

Rk. Turnover Margin Avg.

1. Illinois 1.40
 2. Ohio State 1.30
 21. Minnesota 0.60
 Penn State 0.60

Rk. Fewest Penalties Avg.

4. Iowa 4.20
 Minnesota 4.20
 9. Wisconsin 4.60
 13. Penn State 4.70
 25. Purdue 5.20

INDIVIDUAL RANKINGS

Rk. All-Purpose Yds Per Game Avg.

3. Jonathan Taylor, WIS 162.50
 7. Javon Leake, MD 145.00
 9. J.K. Dobbins, OSU 142.90
 23. KJ Hamler, PSU 128.10

Rk. Total Offense Per Game Avg.

21. Sean Clifford, PSU 282.4

Rk. Rushing Yds Per Game Avg.

2. Jonathan Taylor, WIS 146.3
 4. J.K. Dobbins, OSU 128.9

Rk. Points Responsible Avg.

3. Justin Fields, OSU 24.6
 18. Sean Clifford, PSU 16.4

Rk. Completion Percentage Pct.

4. Peyton Ramsey, IND .727
 5. Jack Coan, WIS .722
 12. Justin Fields, OSU .691
 13. Tanner Morgan, MINN .681

Rk. Blocked Kicks No.

1. Jonathan Sutherland, PSU 2

Rk. Receptions Per Game Avg.

18. David Bell, PUR 6.5

Rk. Pass Efficiency Avg.

4. Justin Fields, OSU 191.8
 6. Tanner Morgan, MINN 186.9
 18. Peyton Ramsey, IND 157.3
 21. Jack Coan, WIS 154.9
 23. Sean Clifford, PSU 154.0

Rk. Field Goal Percentage Pct.

1. Logan Justus, IND 1.000
 12. Jake Pinegar, PSU .900
 17. Keith Duncan, IOWA .885

Rk. Punting Avg.

11. Will Hart, MICH 46.1
 17. Blake Hayes, ILL 45.0

Rk. Field Goals Per Game Avg.

1. Keith Duncan, IOWA 2.30
 21. Matt Coghlin, MSU 1.56

Rk. Scoring Avg.

1. Jonathan Taylor, WIS 12.6
 16. Blake Haubeil, OSU 9.1
 17. Keith Duncan, IOWA 9.0
 J.K. Dobbins, OSU 9.0

Rk. Rushing TDs No.

4. Jonathan Taylor, WIS 17
 10. J.K. Dobbins, OSU 13
 18. Zach Charbonnet, MICH 11
 24. Justin Fields, OSU 10

Rk. Sacks No.

1. Chase Young, OSU 1.69
 5. Chris Orr, WIS 1.00
 7. Zack Baun, WIS 0.95
 19. Josh Uche, MICH 0.75

Rk. Forced Fumbles Avg.

1. Jake Hansen, ILL 0.78
 2. Chase Young, OSU 0.63
 3. Cam Taylor-Britt, NEB 0.44
 7. Keaton Ellis, PSU 0.33
 10. Joe Gaziano, NUJ 0.30
 Dele Harding, ILL 0.30
 Jacub Panasiuk, MSU 0.30

BIG TEN COACHING RECORDS

Coach, School	Career (Yrs)	At School (Yrs)	Big Ten Only
EAST DIVISION			
Tom Allen, IND	17-18 (3rd)	17-18 (3rd)	8-17
Michael Locksley, MD	6-38 (5th)	4-12 (2nd)	2-11
Jim Harbaugh, MICH	104-43 (12th)	46-16 (5th)	31-11
Mark Dantonio, MSU	129-74 (16th)	111-55 (13th)	67-39
Ryan Day, OSU	13-0 (2nd)	13-0 (2nd)	8-0
James Franklin, PSU	78-37 (9th)	54-22 (6th)	32-14
Nunzio Campanile, RU	1-5 (1st)	1-5 (1st)	0-5
WEST DIVISION			
Lovie Smith, ILL	15-31 (4th)	15-31 (4th)	8-26
Kirk Ferentz, IOWA	171-125 (24th)	159-104 (21st)	95-75
P.J. Fleck, MINN	51-36 (7th)	21-14 (3rd)	11-14
Scott Frost, NEB	27-21 (4th)	8-14 (2nd)	5-11
Pat Fitzgerald, NU	98-78 (14th)	98-78 (14th)	56-58
Jeff Brohm, PUR	47-29 (6th)	17-19 (3rd)	12-13
Paul Chryst, WIS	69-33 (8th)	50-14 (5th)	32-10

BIG LIFE. BIG STAGE. BIG TEN.

The Big Ten leads all conferences with more than 1,800 Academic All-Americans, including 37 honorees during the 2018-19 academic year.

BIG TEN IN THE COLLEGE FOOTBALL PLAYOFF POLL

	ILL	IND	IOWA	MD	MICH	MSU	MINN	NEB	NU	OSU	PSU	PUR	RU	WIS
11/5	-	-	18	-	14	-	17	-	-	1	4	-	-	13
11/12	-	-	20	-	15	-	8	-	-	2	9	-	-	14
11/19														
11/26														
12/3														
12/8														

NOTE: College Football Playoff poll first released on Nov. 5

**COLLEGE FOOTBALL PLAYOFF POLL
NOV. 12**

Team	Record	Prev.
1. LSU	9-0	2
2. OHIO STATE	9-0	1
3. Clemson	10-0	5
4. Georgia	8-1	6
5. Alabama	8-1	3
6. Oregon	8-1	7
7. Utah	8-1	8
8. MINNESOTA	9-0	17
9. PENN STATE	8-1	4
10. Oklahoma	8-1	9
11. Florida	8-2	10
12. Auburn	7-2	11
13. Baylor	9-0	12
14. WISCONSIN	7-2	13
15. MICHIGAN	7-2	14
16. Notre Dame	7-2	15
17. Cincinnati	8-1	20
18. Memphis	8-1	21
19. Texas	6-3	NR
20. IOWA	6-3	18
21. Boise State	8-1	22
22. Oklahoma State	6-3	23
23. Navy	7-1	24
24. Kansas State	6-3	16
25. Appalachian State	8-1	NR

2019-20 COLLEGE FOOTBALL PLAYOFF BOWLS

	<p>Chick-fil-A Peach Bowl National Semifinal Dec. 28, 2019 4 or 8 p.m. ET, ESPN Atlanta, Ga. Mercedes-Benz Stadium</p>		<p>PlayStation Fiesta Bowl National Semifinal Dec. 28, 2019 4 or 8 p.m. ET, ESPN Glendale, Ariz. State Farm Stadium</p>
	<p>Goodyear Cotton Bowl Classic Dec. 28, 2019 Noon ET, ESPN Arlington, Texas AT&T Stadium</p>		<p>Capital One Orange Bowl Dec. 30, 2019 8 p.m. ET, ESPN Miami Gardens, Fla. Hard Rock Stadium</p>
	<p>Rose Bowl Game Presented by Northwestern Mutual Jan. 1, 2020 5:10 p.m. ET, ESPN Pasadena, Calif. Rose Bowl Stadium</p>		<p>Allstate Sugar Bowl Jan. 1, 2020 8:45 p.m. ET, ESPN New Orleans, La. Mercedes-Benz Superdome</p>
	<p>College Football Playoff National Championship Jan. 13, 2019 8 p.m. ET, ESPN New Orleans, La. Mercedes-Benz Superdome</p>		

BIG TEN CHAMPIONSHIPS#

No.	Team	Years
42	Michigan	1898-01c-02-03c-04c-06c-18c-22c-23c-25-26c-30c-31c-32c-33c-43c-47-48-49c-50-64-69c-71-72c-73c-74c-76c-77c-78c-80-82-86c-88-89-90c-91-92-97-98c-00c-03-04c
37*	Ohio State	1916-17-20-35c-39-42-44-49c-54-55-57-61-68-69c-70-72c-73c-74c-75-76c-77c-79-81c-84-86c-93c-96c-98c-02c-05c-06-07-08c-09-14-17-18
18	Minnesota	1900c-03c-04c-06c-09-10c-11-15c-27c-33c-34-35c-37-38-40-41-60c-67c
15	Illinois	1910c-14-15c-18c-19-23c-27c-28-46-51-53c-63-83-90c-01
14	Wisconsin	1896-97-01c-06c-12-52c-59-62-93c-98c-99-10c-11-12
11	Iowa	1900c-21-22c-56-58-60c-81c-85-90c-02c-04c
9	Michigan State	1953c-65-66-78c-87-90c-10c-13-15
8	Northwestern	1903c-26c-30c-31c-36-95-96c-00c
8	Purdue	1918c-29-31c-32c-43c-52c-67c-00c
7	Chicago	1899-05-07-08-13-22c-24
4	Penn State	1994-05c-08c-16
2	Indiana	1945-67c

c—co-championship

Beginning in 2011, Big Ten Championship Game determined Big Ten Champion

* All Ohio State wins vacated from 2010 season

DIVISION CHAMPIONSHIPS

No.	Team	Years
7	Ohio State	2012-13-14-15c-16c-17-18c
4	Wisconsin	2011c-14-16-17
3	Michigan State	2011-13-15c
2	Penn State	2011c-16c
1	Iowa	2015
1	Michigan	2018c
1	Nebraska	2012
1	Northwestern	2018

c—co-championship

Division Alignment from 2011-13:

Legends Division (Iowa, Michigan, Michigan State, Minnesota, Nebraska, Northwestern) & Leaders Division (Illinois, Indiana, Ohio State, Penn State, Purdue, Wisconsin)

Division Alignment beginning 2014:

East Division (Indiana, Maryland, Michigan, Michigan State, Ohio State, Penn State, Rutgers) & West Division (Illinois, Iowa, Minnesota, Nebraska, Northwestern, Purdue, Wisconsin)

BIG LIFE. BIG STAGE. BIG TEN.

Big Ten Academic Alliance schools annually conduct \$10 billion in funded research, \$5 billion more than any other conference.


2019 WEEK BY WEEK ATTENDANCE

	ALL GAMES				CONFERENCE GAMES			
	Games	Total	Average	Sellouts	Games	Total	Average	Sellouts
8/29-31	10	702,365	70,237	4	0	0	0	0
9/7	9	651,113	72,346	2	1	61,808	61,808	0
9/14	8	493,261	61,658	3	1	47,945	47,945	0
9/21	6	340,362	56,727	1	3	164,871	54,957	0
9/27-28	7	515,857	73,694	3	6	452,151	75,359	3
10/5	7	556,321	79,474	3	6	481,762	80,294	3
10/12	6	319,632	53,272	1	6	319,632	53,272	1
10/18-19	6	323,647	53,941	4	6	323,647	53,941	4
10/26	8	543,134	67,892	4	6	408,167	68,028	3
11/2	4	167,883	41,971	0	4	167,883	41,971	0
11/9	5	331,487	66,297	1	5	331,487	66,297	1
11/16	6	437,154	72,859	2	5	407,707	81,541	2
11/23								
11/29-30								
TOTAL	82	5,382,216	65,637	28	49	3,167,060	64,634	17


2019 BIG TEN PLAYERS OF THE WEEK

9/2	O	RB Jonathan Taylor, WIS
	D	DE Kenny Willekes, MSU
	S	K Logan Justus, IND
	F	QB Michael Penix Jr., IND
9/9	O	QB Elijah Sindelar, PUR
	D	S Antoine Winfield Jr., MINN
	S	P Drue Chrisman, OSU
	F	RB Zach Charbonnet, MICH
9/16	O	WR Tyler Johnson, MINN
	D	RB J.K. Dobbins, OSU
	S	DL Joe Gaziano, NU
	F	K Keith Duncan, IOWA
	F	DB D.J. Johnson, IOWA
		RB Drake Anderson, NU
9/23	O	RB Jonathan Taylor, WIS
	D	LB Joe Bachie, MSU
	S	P Blake Hayes, ILL
	F	WR Wan'Dale Robinson, NEB
9/30	O	QB Tanner Morgan, MINN
		QB Sean Clifford, PSU
	D	LB Chris Orr, WIS
	S	P Jacob Herbers, MINN
	F	QB Michael Penix Jr., IND
10/7	O	RB Jonathan Taylor, WIS
	D	DE Aidan Hutchinson, MICH
	S	RB Javon Leake, MD
	F	WR Wan'Dale Robinson, NEB
10/14	O	QB Jack Plummer, PUR-FR
	D	LB Kamal Martin, MINN
	S	P Blake Gillikin, PSU
	F	WR David Bell, PUR
10/21	O	WR KJ Hamler, PSU
	D	LB Jake Hansen, ILL
	S	H Casey O'Brien, MINN
	F	WR David Bell, PUR
10/28	O	RB J.K. Dobbins, OSU
	D	DE Chase Young, OSU
	S	P Blake Gillikin, PSU
	F	DE Jayson Oweh, PSU
		QB Johnny Langan, RU
11/4	O	RB Stevie Scott III, IND
	D	LB Dele Harding, ILL
	S	RB Javon Leake, MD
	F	WR Giles Jackson, MICH-FR
		RB King Doerue, PUR
11/11	O	WR Josh Imatorbhebhe, ILL
		QB Tanner Morgan, MINN
	D	S Sydney Brown, ILL
		S Antoine Winfield Jr., MINN
	S	K.J.D. Dellinger, PUR
	F	WR David Bell, PUR
11/18	O	QB Shea Patterson, MICH
		RB Jonathan Taylor, WIS
	D	DE A.J. Epenesa, IOWA
	S	LB Chris Bergin, NU
		WR Aron Cruickshank, WIS
	F	RB Evan Hull, NU


2019-20 BIG TEN BOWL DESTINATIONS



Quick Lane Bowl
Dec. 26, 2019
8 p.m. ET, ESPN
Detroit, Mich.
Ford Field
Big Ten vs. ACC/Notre Dame




RedBox Bowl
Dec. 30, 2019
4 p.m. ET, FOX
Santa Clara, Calif.
Levi's Stadium
Big Ten vs. Pac-12




New Era Pinstripe Bowl
Dec. 27, 2019
3:20 p.m. ET, ESPN
Bronx, N.Y.
Yankee Stadium
Big Ten vs. ACC/Notre Dame



VRBO Citrus Bowl
Jan. 1, 2020
1 p.m. ET, ABC
Orlando, Fla.
Camping World Stadium
Big Ten vs. SEC




San Diego County Credit Union Holiday Bowl
Dec. 27, 2019
8 p.m. ET, FS1
San Diego, Calif.
SDCCU Stadium
Big Ten vs. Pac-12



Outback Bowl
Jan. 1, 2020
1 p.m. ET, ESPN
Tampa, Fla.
Raymond James Stadium
Big Ten vs. SEC




SERVPRO First Responder Bowl
Dec. 30, 2019
12:30 p.m. ET, ESPN
Dallas, Texas
Cotton Bowl Stadium
Big Ten vs. Big 12/Conference USA



Rose Bowl Game
Presented by Northwestern Mutual
Jan. 1, 2020
5:10 p.m. ET, ESPN
Pasadena, Calif.
Rose Bowl Stadium
Big Ten vs. Pac-12



Franklin American Mortgage Music City Bowl
Dec. 30, 2019
4 p.m. ET, ESPN
Nashville, Tenn.
Nissan Stadium
Big Ten or ACC/Notre Dame vs. SEC



TaxSlayer Gator Bowl
Jan. 2, 2020
7 p.m. ET, ESPN
Jacksonville, Fla.
TIAA Bank Field
Big Ten or ACC/Notre Dame vs. SEC

BIG LIFE. BIG STAGE. BIG TEN.

Big Ten schools have won at least five national championships in 24 of the last 25 years including an average of seven per year over the last 13 years.

BIG TEN FOOTBALL CHAMPIONSHIP GAME

The 2019 Big Ten Football Championship Game presented by Discover will kick off from Lucas Oil Stadium in Indianapolis at 8 p.m. ET on Dec. 7, 2019.

The winner of the East Division will meet the winner of the West Division, with the game's victor earning the Big Ten Championship and a chance to play in one of the six bowls that comprise the College Football Playoff, including the Rose Bowl Game.

FOX will once again serve as the official broadcast partner of the Big Ten Football Championship Game, while Lucas Oil Stadium will host the title games through 2021.

Tickets for the 2019 Big Ten Football Championship Game will go on sale at noon ET on Saturday, July 20. Tickets can be purchased through Ticketmaster at ticketmaster.com or by calling (800) 745-3000. In addition, every Big Ten Football Championship Game ticket includes complimentary admission to the Big Ten Fan Fest presented by Dr. Pepper, to be held at the Indiana Convention Center on Friday and Saturday, Dec. 6-7. Go to bigten.org for more information.

CHAMPIONSHIP GAME

QUICK FACTS

Date: Saturday, Dec. 7, 2019
Time: 8 p.m. ET
Television: FOX
Site: Indianapolis, Ind.
Facility: Lucas Oil Stadium
Surface: FieldTurf
Capacity: 65,972

BIG TEN FOOTBALL AWARDS

The Big Ten will continue to honor its past while recognizing its current standouts at the conclusion of the 2019 campaign. The Big Ten's enhanced football awards program presents 19 individual trophies in addition to the Big Ten Championship trophy, bearing the names of one or two former standouts. The distinguished names on these football awards honor just a small sampling of the countless students and coaches who have contributed to the conference's rich and storied history.

Seventeen of the honors will be awarded immediately following the regular season, including awards for the best quarterback, running back, receiver, tight end, offensive lineman, defensive lineman, linebacker, defensive back, kicker, punter and return specialist. Each of these individual position awards features the names of two former standouts.

The Big Ten will also continue to honor the conference's top coaches, offensive and defensive players and linemen and freshmen with end-of-year trophies. Big Ten coaches have the opportunity to claim two awards. Media voters will select the Dave McClain Coach of the Year, which has been awarded since 1972, while coaches vote for the Hayes-Schembechler Coach of the Year award. The top offensive player will receive the Graham-George Offensive Player of the Year award, the best defensive player will be awarded the Nagurski-Woodson Defensive Player of the Year award and the top freshman will receive the Thompson-Randle El Freshman of the Year award.

The winner of the Big Ten Football Championship Game will receive the Amos Alonzo Stagg Championship Trophy, while the most outstanding player in the game will be awarded the Grange-Griffin Championship Game Most Valuable Player award. The conference also created two postcollegiate awards - the Ford-Kinnick Leadership Award and the Dungy-Thompson Humanitarian Award.

The full list of awards, along with a breakdown of the former standouts appearing in each award's name, appears to the right.

NAME OF AWARD	NAMED FOR
Championship Game Awards	
Amos Alonzo Stagg Championship Trophy	Amos Alonzo Stagg, Chicago
Grange-Griffin Championship Game MVP <i>(media vote only)</i>	Harold Edward "Red" Grange, Illinois Archie Griffin, Ohio State
Postcollegiate Awards <i>(vote by school administrators)</i>	
Ford-Kinnick Leadership Award	Gerald R. Ford, Michigan Nile Kinnick, Iowa
Dungy-Thompson Humanitarian Award	Tony Dungy, Minnesota Anthony Thompson, Indiana
Annual Awards <i>(combined vote by coaches and media, unless otherwise noted)</i>	
Graham-George Offensive Player of the Year	Otto Graham, Northwestern Eddie George, Ohio State
Nagurski-Woodson Defensive Player of the Year	Bronislau "Bronko" Nagurski, Minnesota Charles Woodson, Michigan
Hayes-Schembechler Coach of the Year <i>(coaches vote only)</i>	Wayne Woodrow "Woody" Hayes, Ohio State Glenn Edward "Bo" Schembechler, Michigan
Dave McClain Coach of the Year <i>(media vote only)</i>	Dave McClain, Wisconsin
Thompson-Randle El Freshman of the Year	Darrell Thompson, Minnesota Antwaan Randle El, Indiana
Rimington-Pace Offensive Lineman of the Year	Dave Rimington, Nebraska Orlando Pace, Ohio State
Smith-Brown Defensive Lineman of the Year	Charles Aaron "Bubba" Smith, Michigan State Courtney Brown, Penn State
Griese-Brees Quarterback of the Year	Bob Griese, Purdue Drew Brees, Purdue
Ameche-Dayne Running Back of the Year	Alan Ameche, Wisconsin Ron Dayne, Wisconsin
Tatum-Woodson Defensive Back of the Year	Jack Tatum, Ohio State Rod Woodson, Purdue
Butkus-Fitzgerald Linebacker of the Year	Dick Butkus, Illinois Pat Fitzgerald, Northwestern
Richter-Howard Receiver of the Year	Pat Richter, Wisconsin Desmond Howard, Michigan
Kwalick-Clark Tight End of the Year	Ted Kwalick, Penn State Dallas Clark, Iowa
Bakken-Andersen Kicker of the Year	Jim Bakken, Wisconsin Morten Andersen, Michigan State
Eddleman-Fields Punter of the Year	Thomas Dwight "Dike" Eddleman, Illinois Brandon Fields, Michigan State
Rodgers-Dwight Return Specialist of the Year	Johnny Rodgers, Nebraska Tim Dwight, Iowa

BIG LIFE. BIG STAGE. BIG TEN.

The Big Ten will administer over \$200 million in direct financial support to more than 9,800 students competing in intercollegiate athletics for more than 11,000 participation opportunities on more than 350 teams in 42 different sports.

BIG TEN FOOTBALL DIVISIONAL TIEBREAKER

The Big Ten football championship will be decided by a game played between the two division champions. A team or teams that are not eligible to participate in a postseason football bowl game as a result of NCAA and/or Big Ten sanctions shall not be eligible to participate in the Big Ten Football Championship Game. The winner of the Big Ten Football Championship Game will represent the conference in one of the bowls that comprise the College Football Playoff - the Cotton, Fiesta, Orange, Peach, Rose or Sugar Bowl. If the Big Ten Champion is ranked No. 1, 2, 3 or 4 in the final College Football Playoff poll, the team will play in a semifinal game. Otherwise, the Big Ten Champion will play in the Rose Bowl Game (when not hosting a semifinal) or the Cotton, Fiesta or Peach Bowl.

The following procedure will determine the representative from each division in the event of a tie:

- (a) If two teams are tied, the winner of the game between the two tied teams shall be the representative.
- (b) If three or more teams are tied, steps 1 through 8 will be followed until a determination is made. If only two teams remain tied after any step (or sub-step), the winner of the game between the two tied teams shall be the representative. If three or more teams remain tied after any step, move to next step in tiebreaker with remaining tied teams.
 1. The records of the three (or more) tied teams will be compared based on winning percentage in games between the tied teams.
 - (a) Example: East 1 is 2-0 in games between the tied teams with wins over East 2 and 3 - East 1 would be the representative.
 2. The records of the three (or more) tied teams will be compared within their division.
 3. The records of the three teams (or more) will be compared against the next highest placed teams in their division in order of finish (4, 5, 6, and 7).
 - (a) When arriving at a group of tied teams while comparing records, use each team's record against the collective tied teams as a group, rather than record against the individual teams.
 4. The records of the three (or more) teams will be compared against all common conference opponents.
 5. The records of the three (or more) teams will be compared based on the best cumulative conference winning percentage of non-divisional opponents.
 - (a) Example: East 1 non-divisional opponents are 20-7, East 2 non-divisional opponents are 19-8, East 3 non-divisional opponents are 14-13 - East 1 would be the representative.
 6. The records of the three (or more) teams will be compared against the highest placed non-divisional teams in their division order of finish (1, 2, 3, 4, 5, 6 and 7).
 - (a) When arriving at a group of tied teams while comparing records, use each team's record against the collective tied teams as a group, rather than record against the individual teams.
 - (b) When comparing records against a single team or a group of teams, the record will prevail, even if the number of games played against the team or group are unequal (i.e. 1-0 is better than 0-0, 2-0 is better than 1-0, etc.)
 7. The team with the best overall winning percentage [excluding exempted games] shall be the representative.
 8. The representative will be chosen by random draw.

If one or both of the Big Ten division champions is ineligible to play in the Big Ten Championship Game, then the participant(s) in the Big Ten Championship Game shall be determined by the following procedure:

- a) If the ineligible team is tied for the division championship, then the team it tied with shall be the Big Ten Championship Game representative.
- b) If two or more teams are tied with an ineligible team for the division championship, then the ineligible team is removed and the remaining teams revert to the tie-break procedure.
- c) The division runner-up shall be the Big Ten Championship Game representative.
- d) If there is a division runner-up tie, then the tied teams shall revert to the tie-break procedure.

If the championship game cannot be played (due to any reason beyond the control of the Big Ten Conference), the two division champions (using divisional tie-breakers as set forth above) shall be declared co-champions and the following procedure will be used to determine the Big Ten Conference representative to the College Football Playoff:

- a) Teams ranked No. 1, 2, 3 or 4 in the final College Football Playoff poll will automatically be placed in the College Football Playoff.
- b) If the two divisional representatives met previously in the season and neither is ranked No. 1, 2, 3 or 4 in the final College Football Playoff poll, the team ranked highest in the final poll shall be the representative to the College Football Playoff, unless the other team is ranked within five or fewer places of the higher ranked team. In this case, the head-to-head results of the two teams shall determine the conference's representative.
- c) If the two divisional representatives did not meet previously during the season, the team ranked highest in the College Football Playoff poll shall be the representative.
- d) If the two teams are tied in the College Football Playoff poll, the team with the best overall Big Ten record shall be the representative.
- e) If the two teams remain tied after d), the team with the best combined record of the tied teams against all common Big Ten opponents each team played that season shall be the representative.
- f) If the two teams remain tied after e), the representative will be the team with the best overall winning percentage.
- g) If the two teams remain tied after f), the representative will be the team furthest removed from College Football Playoff, Bowl Championships Series or Rose Bowl Game participation (as appropriate).
- h) If the two teams remain tied after g), the representative shall be determined by a random draw.

BIG LIFE. BIG STAGE. BIG TEN.

Implemented the first collegiate football system of instant replay in 2004, which the NCAA approved for use among all conferences in 2006.

BIG TEN BOWL DETERMINATION PROCEDURE

BIG TEN BOWL OVERVIEW

- Largest and most diverse postseason bowl lineup in Big Ten history with:
 - o 12 different bowls and four other College Football Playoff (CFP) bowls.
 - o World class cities coast-to-coast featuring Big Ten alumni and fans.
 - o Great opponents from the ACC, Big 12, Pac-12, SEC, Mountain West and Conference USA.
- Selection parameters agreed to by the conference and bowls ensure fresh and diverse experiences and destinations for students and fans.
- Big Ten schools will not go to the same bowl in back-to-back years (except for Rose Bowl and CFP bowls), and restrictions on multiple and/or consecutive appearances within states or regions.

COLLEGE FOOTBALL PLAYOFF (CFP) OVERVIEW

For more information on CFP selection process, please visit the official CFP web site at www.collegefootballplayoff.com

BIG TEN BOWL SELECTION PROCEDURE

For all non-CFP partners, bowl will request a Big Ten school, subject to Conference approval based on selection parameters.

THE ROSE BOWL GAME PRESENTED BY NORTHWESTERN MUTUAL (Pasadena, Calif.)

1. When not hosting a CFP national semifinal, the Big Ten Champion will play in the Rose Bowl Game, unless it is among the top four teams.
2. If Big Ten Champion is selected to play in a national semifinal, then the Rose Bowl will select a Big Ten replacement team for the 2020 Rose Bowl.

CAPITAL ONE ORANGE BOWL (Miami Gardens, Fla.) or CITRUS BOWL (Orlando, Fla.)

1. When not hosting national semifinal game, the Orange Bowl will select the highest-ranked team from the Big Ten, SEC or Notre Dame to face an ACC team.
2. Citrus Bowl will feature at least five different Big Ten schools over six-year agreement.

OUTBACK BOWL (Tampa, Fla.)

1. Will feature at least five different Big Ten schools during the six-year agreement.

SAN DIEGO COUNTY CREDIT UNION HOLIDAY BOWL (San Diego, Calif.)

1. Will feature at least five different Big Ten schools during the six-year agreement.

FRANKLIN AMERICAN MORTGAGE MUSIC CITY BOWL (Nashville, Tenn.) or TAXSLAYER GATOR BOWL (Jacksonville, Fla.)

1. Either Music City or Gator Bowl will select Big Ten school in 2019.
2. Big Ten will play in three Music City Bowls and three TaxSlayer Gator Bowls during the six-year agreement.
3. No Big Ten school will play in more than one Music City Bowl and one TaxSlayer Gator Bowl during the six-year agreement.

NEW ERA PINSTRIPE BOWL (New York, N.Y.)

1. Goal is to have eight different Big Ten schools participate in eight years, with a minimum of six different Big Ten schools playing in the Pinstripe Bowl during the eight-year agreement.

REDBOX BOWL (Santa Clara, Calif.)

1. Will feature at least five different Big Ten schools during the six-year agreement.

QUICK LANE BOWL (Detroit, Mich.)

1. Will select a Big Ten bowl-eligible school, subject to Conference approval.

SERVPRO FIRST RESPONDER BOWL (Dallas, Texas)

1. Will select a Big Ten bowl-eligible school, subject to Conference approval.

BIG LIFE. BIG STAGE. BIG TEN.

Took part in the nation's first bowl game, winning the 1902 Rose Bowl Game, and signed an exclusive contract with the Tournament of Roses in 1946, making it the first bowl with permanent conference affiliations.



Big Life. Big Stage. Big Ten.

Since its inception in 1896, the pursuit and attainment of academic excellence has been a priority for every Big Ten member institution. But maintaining the conference's standard of competing at the highest level in athletics also endures as an important component of the Big Ten experience. Striking that balance between academics and athletics is integral to the Big Ten's identity. Recognized as one of intercollegiate sports' most successful undertakings, the Big Ten strives for success from its students not only on the field and in the classroom, but around the world as well.

PREMIER ACADEMIC INSTITUTIONS

The Big Ten Academic Alliance is an academic consortium of all 14 Big Ten universities, which is widely considered to be the model for effective and voluntary collaboration among top research universities.

Every Big Ten Academic Alliance institution ranks among the top 65 universities in the nation according to the 2017 Academic Ranking of World Universities, including five in the top 25.

The Big Ten leads all conferences with more than 1,800 Academic All-Americans, including 37 honorees during the 2018-19 academic year.

Big Ten Academic Alliance schools annually conduct \$10 billion in funded research, \$5 billion more than any other conference.

A HISTORY OF ATHLETIC SUCCESS

Big Ten schools have won at least five national championships in 24 of the last 25 years including an average of seven per year over the last 13 years.

Since the 2008-09 academic year, current Big Ten institutions have claimed 76 team national championships in 21 different sports.

BROAD-BASED PROGRAMMING

The Big Ten will administer over \$200 million in direct financial support to more than 9,800 students competing in intercollegiate athletics for more than 11,000 participation opportunities on more than 350 teams in 42 different sports.

The Big Ten sponsors 28 official conference sports, 14 for men and 14 for women, including the addition of men's ice hockey and men's and women's lacrosse in this decade.

The Big Ten leads the nation in total students competing in intercollegiate athletics and participation opportunities, and sponsors more official sports than all conferences except the Ivy League.

Almost 1,400 Big Ten competitors have participated in the Olympics, winning more than 600 medals, including nearly 300 gold. In the 2016 and 2018 Olympic Games, more than 200 representatives from Big Ten institutions including current or former students and coaches were members of Olympic teams. Big Ten Olympians collected more than 50 medals in the most recent games in Rio and PyeongChang.

PASSIONATE FOLLOWING

The Big Ten leads all conferences with 5.7 million alumni and nearly 580,000 students.

Each year more than 11 million patrons attend Big Ten home contests, as the conference has led the nation in attendance for men's basketball, ice hockey, volleyball and wrestling.

LEADERS IN INNOVATION

Took part in the nation's first bowl game, winning the 1902 Rose Bowl Game, and signed an exclusive contract with the Tournament of Roses in 1946, making it the first bowl with permanent conference affiliations.

Awarded the first Big Ten Medal of Honor in 1915, honoring outstanding seniors who demonstrated excellence in academics and athletics.

Formed the Big Ten Advisory Commission in 1972, enlisting former students that competed in conference athletics to serve as liaisons to the NCAA's Diversity and Inclusion Department, the Big Ten Student-Athlete Advisory Commission and other organizations.

Became the first conference to voluntarily adopt male and female participation goals after launching its Gender Equity Action Plan in 1992.

Implemented the first collegiate football system of instant replay in 2004, which the NCAA approved for use among all conferences in 2006.

Launched the Big Ten Network (BTN) in 2007, the first national conference-owned television network.

Began partnering with the Ivy League to study the effects of head injuries in sports in 2012.

Accepted Johns Hopkins University as the conference's first sport affiliate members in men's and women's lacrosse in 2013 and 2015, respectively, and added Notre Dame as a sport affiliate member in men's ice hockey in 2017.

EXTENSIVE TELEVISION EXPOSURE

Through the Big Ten's current media agreements with BTN, ABC/ESPN, CBS and FOX, more than 2,000 Big Ten events are produced and distributed nationally and globally on an annual basis.

BTN is in almost 60 million homes across the United States and Canada, and is also available internationally via the Fox Sports App, delivering live and on-demand programming to computers, smartphones and tablets. BTN Plus streams hundreds of additional events each season.

COMMUNITY INVOLVEMENT

For more than 30 years, through the Big Ten's SCORE (Success Comes Out of Reading Everyday) program, the conference has partnered with Chicago elementary schools to improve reading performance.

Surrounding the Big Ten Football Championship Game and Basketball Tournaments, the conference has held numerous community initiatives, partnered with the College Football Playoff Foundation and other events such as the Big Ten Career Expo, SaturDAY of Service and Youth Football Clinics. In addition, the Big Ten has hosted a downtown 5K, collaborated with a local breast cancer awareness group and provided unique event experiences for military veterans.

2019 COMPOSITE FOOTBALL SCHEDULE

DATE/MATCHUP	TIME	BROADCAST	DATE/MATCHUP	TIME	BROADCAST
THURSDAY, AUG. 29			SATURDAY, OCT. 12		
South Dakota State at MINNESOTA	9 p.m.	FS1	MICHIGAN at ILLINOIS	Noon	ABC
FRIDAY, AUG. 30			RUTGERS at INDIANA (HC)	Noon	BTN
Tulsa at MICHIGAN STATE	7 p.m.	FS1	MARYLAND at PURDUE (HC)	Noon	BTN
WISCONSIN at South Florida	7 p.m.	ESPN	MICHIGAN STATE at WISCONSIN (HC)	3:30 p.m.	BTN
Massachusetts at RUTGERS	7:15 p.m.	BTN	PENN STATE at IOWA	7:30 p.m.	ABC
SATURDAY, AUG. 31			NEBRASKA at MINNESOTA	7:30 p.m.	FS1
Akron at ILLINOIS	Noon	BTN	FRIDAY, OCT. 18		
INDIANA vs. Ball State (1)	Noon	CBSSN	OHIO STATE at NORTHWESTERN	8:30 p.m.	BTN
Howard at MARYLAND	Noon	BTN	SATURDAY, OCT. 19		
South Alabama at NEBRASKA	Noon	ESPN	WISCONSIN at ILLINOIS (HC)	Noon	BTN
Florida Atlantic at OHIO STATE	Noon	FOX	PURDUE at IOWA (HC)	Noon	ESPN2
Idaho at PENN STATE	3:30 p.m.	BTN	INDIANA at MARYLAND	3:30 p.m.	BTN
NORTHWESTERN at Stanford	4 p.m.	FOX	MINNESOTA at RUTGERS (HC)	3:30 p.m.	BTN
Miami (Ohio) at IOWA	7:30 p.m.	FS1	MICHIGAN at PENN STATE	7:30 p.m.	ABC
Middle Tennessee State at MICHIGAN	7:30 p.m.	BTN	SATURDAY, OCT. 26		
PURDUE at Nevada	9:30 p.m.	CBSSN	IOWA at NORTHWESTERN (HC)	Noon	ESPN2
SATURDAY, SEPT. 7			WISCONSIN at OHIO STATE	Noon	FOX
RUTGERS at IOWA	Noon	FS1	ILLINOIS at PURDUE	Noon	BTN
Syracuse at MARYLAND	Noon	ESPN	Liberty at RUTGERS	Noon	BTN
Army at MICHIGAN	Noon	FOX	PENN STATE at MICHIGAN STATE	3:30 p.m.	ABC
Cincinnati at OHIO STATE	Noon	ABC	MARYLAND at MINNESOTA	3:30 p.m.	ESPN
Vanderbilt at PURDUE	Noon	BTN	INDIANA at NEBRASKA	3:30 p.m.	BTN
ILLINOIS at Connecticut	3:30 p.m.	CBSSN	Notre Dame at MICHIGAN	7:30 p.m.	ABC
Eastern Illinois at INDIANA	3:30 p.m.	BTN	SATURDAY, NOV. 2		
NEBRASKA at Colorado	3:30 p.m.	FOX	MICHIGAN at MARYLAND (HC)	Noon	ABC
Central Michigan at WISCONSIN	3:30 p.m.	BTN	NEBRASKA at PURDUE	Noon	FOX
Western Michigan at MICHIGAN STATE	7:30 p.m.	BTN	RUTGERS at ILLINOIS	3:30 p.m.	BTN
Buffalo at PENN STATE	7:30 p.m.	FOX	NORTHWESTERN at INDIANA	7 p.m.	FS1
MINNESOTA at Fresno State	10:30 p.m.	CBSSN	SATURDAY, NOV. 9		
SATURDAY, SEPT. 14			PENN STATE at MINNESOTA	Noon	ABC
Eastern Michigan at ILLINOIS	Noon	BTN	PURDUE at NORTHWESTERN	Noon	BTN
OHIO STATE at INDIANA	Noon	FOX	MARYLAND at OHIO STATE	Noon	FOX
MARYLAND at Temple	Noon	CBSSN	ILLINOIS at MICHIGAN STATE	3:30 p.m.	FS1
Pittsburgh at PENN STATE	Noon	ABC	IOWA at WISCONSIN	4 p.m.	FOX
Georgia Southern at MINNESOTA	3:30 p.m.	BTN	SATURDAY, NOV. 16		
UNLV at NORTHWESTERN	3:30 p.m.	BTN	MICHIGAN STATE at MICHIGAN	Noon	FOX
IOWA at Iowa State	4 p.m.	FS1	WISCONSIN at NEBRASKA	Noon	BTN
Arizona State at MICHIGAN STATE	4 p.m.	FOX	Massachusetts at NORTHWESTERN	Noon	BTN
TCU at PURDUE	7:30 p.m.	BTN	INDIANA at PENN STATE	Noon	ABC
Northern Illinois at NEBRASKA	8 p.m.	FS1	OHIO STATE at RUTGERS	3:30 p.m.	BTN
SATURDAY, SEPT. 21			MINNESOTA at IOWA	4 p.m.	FOX
Connecticut at INDIANA	Noon	BTN	SATURDAY, NOV. 23		
MICHIGAN STATE at NORTHWESTERN	Noon	ABC	ILLINOIS at IOWA	Noon	BTN
Boston College at RUTGERS	Noon	BTN	MINNESOTA at NORTHWESTERN	Noon	ABC
MICHIGAN at WISCONSIN	Noon	FOX	PENN STATE at OHIO STATE	Noon	FOX
Miami (Ohio) at OHIO STATE	3:30 p.m.	BTN	MICHIGAN STATE at RUTGERS	Noon	FS1
NEBRASKA at ILLINOIS	8 p.m.	BTN	MICHIGAN at INDIANA	3:30 p.m.	ESPN
FRIDAY, SEPT. 27			NEBRASKA at MARYLAND	3:30 p.m.	BTN
PENN STATE at MARYLAND	8 p.m.	FS1	PURDUE at WISCONSIN	4 p.m.	FOX
SATURDAY, SEPT. 28			FRIDAY, NOV. 29		
NORTHWESTERN at WISCONSIN	Noon	ABC	IOWA at NEBRASKA	2:30 p.m.	BTN
RUTGERS at MICHIGAN	Noon	BTN	SATURDAY, NOV. 30		
Middle Tennessee State at IOWA	Noon	ESPN2	NORTHWESTERN at ILLINOIS	Noon	FS1
INDIANA at MICHIGAN STATE (HC)	3:30 p.m.	BTN	OHIO STATE at MICHIGAN	Noon	FOX
MINNESOTA at PURDUE	3:30 p.m.	ESPN2	INDIANA at PURDUE	Noon	ESPN2
OHIO STATE at NEBRASKA	7:30 p.m.	ABC	MARYLAND at MICHIGAN STATE	3:30 p.m.	FS1
SATURDAY, OCT. 5			WISCONSIN at MINNESOTA	3:30 p.m.	ABC
IOWA at MICHIGAN (HC)	Noon	FOX	RUTGERS at PENN STATE	3:30 p.m.	BTN
PURDUE at PENN STATE (HC)	Noon	ESPN	SATURDAY, DEC. 7		
MARYLAND at RUTGERS	Noon	BTN	Big Ten Championship Game (1)	8 p.m.	FOX
Kent State at WISCONSIN	Noon	ESPNU	<i>All Times Eastern</i>		
ILLINOIS at MINNESOTA (HC)	3:30 p.m.	BTN	<i>(1) - Lucas Oil Stadium, Indianapolis, Ind.</i>		
NORTHWESTERN at NEBRASKA (HC)	4 p.m.	FOX	<i>(HC) - Homecoming Weekend</i>		
MICHIGAN STATE at OHIO STATE (HC)	7:30 p.m.	ABC			

BIG LIFE. BIG STAGE. BIG TEN.

Through the Big Ten's current media agreements with BTN, ABC/ESPN, CBS and FOX, more than 2,000 Big Ten events are produced and distributed nationally and globally on an annual basis.



2019 Big Ten Football Statistics

Updated: November 18, 2019 at 12:06 PM (All Games)

Weekly Results

DATE	GAME	LOCATION
Nov. 16, 2019	Northwestern 45, Massachusetts 6	Evanston, IL
	Penn State 34, Indiana 27	University Park, PA
	Wisconsin 37, Nebraska 21	Lincoln, NE
	Michigan 44, Michigan State 10	Ann Arbor, MI
	Ohio State 56, Rutgers 21	Piscataway, NJ
	Iowa 23, Minnesota 19	Iowa City, IA

East Division

STANDINGS	CONFERENCE	PCT.	PF	PA	DIVISION	PCT.	PF	PA	OVERALL	PCT.	PF	PA	HOME	AWAY	NEUTRAL	STREAK
Ohio State	7-0	1.000	352	72	4-0	1.000	214	55	10-0	1.000	515	98	6-0	4-0	0-0	W10
Penn State	6-1	0.857	227	105	4-0	1.000	149	55	9-1	0.900	368	135	6-0	3-1	0-0	W1
Michigan	5-2	0.714	221	108	3-1	0.750	155	45	8-2	0.800	330	164	6-0	2-2	0-0	W3
Indiana	4-3	0.571	209	187	2-3	0.400	137	153	7-3	0.700	333	214	4-1	2-2	1-0	L1
Michigan State	2-5	0.286	132	222	1-3	0.250	67	137	4-6	0.400	218	256	3-3	1-3	0-0	L5
Maryland	1-6	0.143	121	303	1-4	0.200	97	211	3-7	0.300	280	343	2-3	1-4	0-0	L5
Rutgers	0-7	0.000	45	301	0-4	0.000	28	191	2-8	0.200	153	386	2-4	0-4	0-0	L2

West Division

STANDINGS	CONFERENCE	PCT.	PF	PA	DIVISION	PCT.	PF	PA	OVERALL	PCT.	PF	PA	HOME	AWAY	NEUTRAL	STREAK
Minnesota	6-1	0.857	256	121	3-1	0.750	131	78	9-1	0.900	357	209	6-0	3-1	0-0	L1
Wisconsin	5-2	0.714	188	134	3-1	0.750	108	82	8-2	0.800	346	134	6-0	2-2	0-0	W2
Iowa	4-3	0.571	136	90	3-1	0.750	91	63	7-3	0.700	240	124	5-1	2-2	0-0	W1
Illinois	4-3	0.571	203	197	2-2	0.500	103	111	6-4	0.600	307	257	3-3	3-1	0-0	W4
Purdue	3-4	0.429	159	186	2-3	0.400	112	137	4-6	0.400	245	278	3-3	1-3	0-0	W2
Nebraska	2-5	0.286	148	236	2-3	0.400	110	150	4-6	0.400	258	299	3-3	1-3	0-0	L4
Northwestern	0-7	0.000	63	198	0-4	0.000	47	81	2-8	0.200	145	235	2-4	0-4	0-0	W1



2019 Big Ten Football Statistics

Updated: November 18, 2019 at 12:06 PM (All Games)

SCORING OFFENSE	G	TD	FG	XP	2XP	DXP	SAF	PTS.	AVG./G
Ohio State	10	70	8	69	0	0	1	515	51.5
Penn State	10	48	11	45	1	0	0	368	36.8
Minnesota	10	48	8	43	1	0	0	357	35.7
Wisconsin	10	45	10	44	0	0	1	346	34.6
Indiana	10	41	15	38	2	0	0	333	33.3
Michigan	10	43	10	40	1	0	0	330	33.0
Illinois	10	40	9	38	1	0	0	307	30.7
Maryland	10	39	1	37	0	0	3	280	28.0
Nebraska	10	34	7	31	1	0	0	258	25.8
Purdue	10	31	10	29	0	0	0	245	24.5
Iowa	10	25	23	21	0	0	0	240	24.0
Michigan State	10	25	14	24	0	0	1	218	21.8
Rutgers	10	18	9	18	0	0	0	153	15.3
Northwestern	10	17	9	14	0	0	1	145	14.5

SCORING DEFENSE	G	TD	FG	XP	2XP	DXP	SAF	PTS.	AVG./G
Ohio State	10	11	6	10	1	0	1	98	9.8
Iowa	10	14	9	13	0	0	0	124	12.4
Wisconsin	10	17	6	12	1	0	0	134	13.4
Penn State	10	16	9	15	0	0	0	135	13.5
Michigan	10	22	3	21	1	0	0	164	16.4
Minnesota	10	26	10	21	1	0	0	209	20.9
Indiana	10	27	8	26	0	0	1	214	21.4
Northwestern	10	28	15	28	0	0	0	235	23.5
Michigan State	10	32	11	29	1	0	0	256	25.6
Illinois	10	31	14	25	2	0	0	257	25.7
Purdue	10	34	13	31	1	0	1	278	27.8
Nebraska	10	37	13	34	1	0	1	299	29.9
Maryland	10	46	8	43	0	0	0	343	34.3
Rutgers	10	52	8	50	0	0	0	386	38.6

TOTAL OFFENSE	G	RUSH	PASS	PLAYS	YARDS	AVG/P	TD	AVG./G
Ohio State	10	2874	2543	746	5417	7.3	69	541.7
Indiana	10	1337	3143	719	4480	6.2	39	448.0
Minnesota	10	1820	2507	679	4327	6.4	45	432.7
Penn State	10	1731	2535	687	4266	6.2	47	426.6
Wisconsin	10	2351	1899	689	4250	6.2	40	425.0
Nebraska	10	1950	2225	701	4175	6.0	31	417.5
Michigan	10	1619	2357	695	3976	5.7	42	397.6
Purdue	10	768	2985	715	3753	5.2	30	375.3
Iowa	10	1370	2356	678	3726	5.5	25	372.6
Maryland	10	1720	1879	658	3599	5.5	36	359.9
Michigan State	10	1232	2281	697	3513	5.0	23	351.3
Illinois	10	1503	1834	658	3337	5.1	34	333.7
Northwestern	10	1655	1254	706	2909	4.1	16	290.9
Rutgers	10	1338	1416	617	2754	4.5	18	275.4

TOTAL DEFENSE	G	RUSH	PASS	PLAYS	YARDS	AVG/P	TD	AVG./G
Ohio State	10	904	1260	615	2164	3.5	11	216.4
Wisconsin	10	1033	1543	579	2576	4.4	17	257.6
Michigan	10	1068	1548	647	2616	4.0	21	261.6
Iowa	10	1065	1966	617	3031	4.9	14	303.1
Minnesota	10	1234	1844	616	3078	5.0	22	307.8
Penn State	10	759	2403	695	3162	4.5	16	316.2
Indiana	10	1397	1766	640	3163	4.9	25	316.3
Michigan State	10	1056	2318	669	3374	5.0	30	337.4
Northwestern	10	1417	2028	685	3445	5.0	25	344.5
Illinois	10	1962	2133	739	4095	5.5	30	409.5
Purdue	10	1722	2385	706	4107	5.8	33	410.7
Nebraska	10	1883	2253	724	4136	5.7	36	413.6
Maryland	10	1742	2687	740	4429	6.0	43	442.9
Rutgers	10	2005	2470	699	4475	6.4	47	447.5

RUSHING OFFENSE	G	ATT.	YARDS	AVG/A	LONG	TD	AVG./G
Ohio State	10	467	2874	6	73	31	287.4
Wisconsin	10	448	2351	5	72	27	235.1
Nebraska	10	431	1950	5	61	22	195.0
Minnesota	10	446	1820	4	64	23	182.0
Penn State	10	381	1731	5	85	24	173.1
Maryland	10	365	1720	5	80	21	172.0
Northwestern	10	416	1655	4	79	12	165.5
Michigan	10	397	1619	4	49	24	161.9
Illinois	10	388	1503	4	66	17	150.3
Iowa	10	355	1370	4	52	11	137.0
Rutgers	10	386	1338	3	57	11	133.8
Indiana	10	349	1337	4	57	18	133.7
Michigan State	10	343	1232	4	58	10	123.2
Purdue	10	289	768	3	26	7	76.8

RUSHING DEFENSE	G	ATT.	YARDS	AVG/A	LONG	TD	AVG./G
Penn State	10	346	759	2.2	29	8	75.9
Ohio State	10	360	904	2.5	56	5	90.4
Wisconsin	10	298	1033	3.5	45	7	103.3
Michigan State	10	343	1056	3.1	67	10	105.6
Iowa	10	305	1065	3.5	42	4	106.5
Michigan	10	384	1068	2.8	72	12	106.8
Minnesota	10	320	1234	3.9	45	12	123.4
Indiana	10	362	1397	3.9	60	13	139.7
Northwestern	10	371	1417	3.8	73	12	141.7
Purdue	10	382	1722	4.5	79	18	172.2
Maryland	10	407	1742	4.3	39	22	174.2
Nebraska	10	406	1883	4.6	66	22	188.3
Illinois	10	460	1962	4.3	64	14	196.2
Rutgers	10	401	2005	5.0	80	26	200.5

PASSING OFFENSE	G	COMP-ATT-INT	PCT.	YDS.	AVG./A	TD	AVG./G
Indiana	10	260-370-7	.703	3143	8.5	21	314.3
Purdue	10	265-426-13	.622	2985	7.0	23	298.5
Ohio State	10	190-279-1	.681	2543	9.1	38	254.3
Penn State	10	182-306-6	.595	2535	8.3	23	253.5
Minnesota	10	157-233-5	.674	2507	10.8	22	250.7
Michigan	10	173-298-5	.581	2357	7.9	18	235.7
Iowa	10	196-323-5	.607	2356	7.3	14	235.6
Michigan State	10	193-354-11	.545	2281	6.4	13	228.1
Nebraska	10	163-270-7	.604	2225	8.2	9	222.5
Wisconsin	10	176-241-3	.730	1899	7.9	13	189.9
Maryland	10	153-293-11	.522	1879	6.4	15	187.9
Illinois	10	146-270-5	.541	1834	6.8	17	183.4
Rutgers	10	131-231-14	.567	1416	6.1	7	141.6
Northwestern	10	142-290-14	.490	1254	4.3	4	125.4

PASSING DEFENSE	G	COMP-ATT-INT	PCT.	YDS.	AVG./A	TD	AVG./G
Ohio State	10	131-255-13	.514	1260	4.9	6	126.0
Wisconsin	10	133-281-9	.473	1543	5.5	10	154.3
Michigan	10	149-263-8	.567	1548	5.9	9	154.8
Indiana	10	152-278-3	.547	1766	6.4	12	176.6
Minnesota	10	160-296-14	.541	1844	6.2	10	184.4
Iowa	10	184-312-8	.590	1966	6.3	10	196.6
Northwestern	10	194-314-5	.618	2028	6.5	13	202.8
Illinois	10	161-279-10	.577	2133	7.6	16	213.3
Nebraska	10	197-318-10	.620	2253	7.1	14	225.3
Michigan State	10	209-326-9	.641	2318	7.1	20	231.8
Purdue	10	198-324-8	.611	2385	7.4	15	238.5
Penn State	10	209-349-8	.599	2403	6.9	8	240.3
Rutgers	10	180-298-4	.604	2470	8.3	21	247.0
Maryland	10	215-333-7	.646	2687	8.1	21	268.7



2019 Big Ten Football Statistics

Updated: November 18, 2019 at 12:06 PM (All Games)

PASSING EFFICIENCY	G	COMP-ATT-INT	PCT.	YDS.	AVG./G	TD	EFFIC.
Ohio State	10	190-279-1	.681	2543	254.3	38	188.9
Minnesota	10	157-233-5	.674	2507	250.7	22	184.6
Indiana	10	260-370-7	.703	3143	314.3	21	156.6
Wisconsin	10	176-241-3	.730	1899	189.9	13	154.5
Penn State	10	182-306-6	.595	2535	253.5	23	149.9
Michigan	10	173-298-5	.581	2357	235.7	18	141.1
Nebraska	10	163-270-7	.604	2225	222.5	9	135.4
Iowa	10	196-323-5	.607	2356	235.6	14	133.2
Purdue	10	265-426-13	.622	2985	298.5	23	132.8
Illinois	10	146-270-5	.541	1834	183.4	17	128.2
Maryland	10	153-293-11	.522	1879	187.9	15	115.5
Michigan State	10	193-354-11	.545	2281	228.1	13	114.5
Rutgers	10	131-231-14	.567	1416	141.6	7	106.1
Northwestern	10	142-290-14	.490	1254	125.4	4	80.2

INTERCEPTIONS	G	NO.	YARDS	TD	LONG	AVG.
Minnesota	10	14	240	3	76	17.1
Ohio State	10	13	168	1	96	12.9
Illinois	10	10	212	4	76	21.2
Nebraska	10	10	139	1	76	13.9
Wisconsin	10	9	179	2	96	19.9
Michigan State	10	9	78	0	76	8.7
Purdue	10	8	125	1	96	15.6
Penn State	10	8	119	1	96	14.9
Michigan	10	8	31	0	76	3.9
Iowa	10	8	27	0	76	3.4
Maryland	10	7	87	0	76	12.4
Northwestern	10	5	47	0	76	9.4
Rutgers	10	4	8	0	96	2.0
Indiana	10	3	73	1	76	24.3

PASS DEFENSE EFFICIENCY	G	COMP-ATT-INT	PCT.	YDS.	AVG./G	TD	EFFIC.
Ohio State	10	131-255-13	.514	1260	126.0	6	90.4
Wisconsin	10	133-281-9	.473	1543	154.3	10	98.8
Minnesota	10	160-296-14	.541	1844	184.4	10	108.1
Michigan	10	149-263-8	.567	1548	154.8	9	111.3
Iowa	10	184-312-8	.590	1966	196.6	10	117.4
Indiana	10	152-278-3	.547	1766	176.6	12	120.1
Penn State	10	209-349-8	.599	2403	240.3	8	120.7
Northwestern	10	194-314-5	.618	2028	202.8	13	126.5
Nebraska	10	197-318-10	.620	2253	225.3	14	129.7
Purdue	10	198-324-8	.611	2385	238.5	15	133.3
Illinois	10	161-279-10	.577	2133	213.3	16	133.7
Michigan State	10	209-326-9	.641	2318	231.8	20	138.6
Maryland	10	215-333-7	.646	2687	268.7	21	149.0
Rutgers	10	180-298-4	.604	2470	247.0	21	150.6

PUNTING	G	NO.	YARDS	AVG/P	RET	AVG/R	TB	NET/P
Rutgers	10	63	2767	43.9	101	1.6	1	42.0
Illinois	10	65	2878	44.3	158	2.4	2	41.2
Ohio State	10	32	1386	43.3	23	.7	4	40.1
Michigan	10	42	1911	45.5	121	2.9	6	39.8
Penn State	10	50	2091	41.8	27	.5	4	39.7
Nebraska	10	47	1917	40.8	25	.5	3	39.0
Iowa	10	43	1807	42.0	71	1.7	4	38.5
Maryland	10	67	2675	39.9	58	.9	3	38.2
Indiana	10	40	1610	40.3	53	1.3	2	37.9
Minnesota	10	33	1254	38.0	-3	-0.1	2	36.9
Michigan State	10	56	2368	42.3	180	3.2	6	36.9
Northwestern	10	64	2354	36.8	46	.7	0	36.1
Purdue	10	63	2400	38.1	83	1.3	2	36.1
Wisconsin	10	38	1523	40.1	99	2.6	3	35.9

KICKOFF RETURNS	G	NO.	YDS.	TD	LONG	AVG.
Michigan	10	15	382	1	97	25.5
Wisconsin	10	18	454	1	89	25.2
Maryland	10	34	848	2	100	24.9
Illinois	10	23	542	0	68	23.6
Northwestern	10	10	229	0	50	22.9
Ohio State	10	13	283	0	38	21.8
Iowa	10	12	246	0	37	20.5
Rutgers	10	31	619	0	48	20.0
Nebraska	10	20	389	0	39	19.5
Penn State	10	21	401	0	40	19.1
Michigan State	10	18	336	0	31	18.7
Indiana	10	32	590	0	33	18.4
Minnesota	10	14	258	0	36	18.4
Purdue	10	30	470	0	38	15.7

KICKOFF COVERAGE	G	NO.	YARDS	AVG.	RET	TB	NET AVG
Illinois	10	56	3572	63.8	207	40	42.2
Iowa	10	56	3247	58.0	427	20	41.4
Wisconsin	10	65	4134	63.6	202	50	41.3
Indiana	10	66	3995	60.5	361	37	41.0
Penn State	10	66	4163	63.1	227	50	40.7
Minnesota	10	63	3911	62.1	630	29	40.6
Ohio State	10	87	4574	52.6	607	18	40.4
Purdue	10	48	3004	62.6	272	33	39.7
Michigan	10	60	3340	55.7	417	23	39.1
Northwestern	10	34	1976	58.1	451	9	38.2
Michigan State	10	47	2663	56.7	567	12	38.2
Maryland	10	50	2858	57.2	830	5	38.1
Nebraska	10	51	3020	59.2	728	14	38.1
Rutgers	10	36	2119	58.9	521	10	37.4

PUNT RETURN AVG	G	NO.	YDS.	TD	LONG	AVG.
Maryland	10	8	108	1	55	13.5
Iowa	10	12	106	0	17	8.8
Ohio State	10	23	201	0	52	8.7
Wisconsin	10	27	232	0	41	8.6
Nebraska	10	14	118	1	76	8.4
Michigan	10	35	282	0	50	8.1
Northwestern	10	18	136	0	20	7.6
Michigan State	10	21	132	0	22	6.3
Illinois	10	18	111	0	17	6.2
Penn State	10	26	147	0	30	5.7
Purdue	10	12	67	0	28	5.6
Indiana	10	14	62	0	11	4.4
Minnesota	10	8	34	0	19	4.3
Rutgers	10	11	34	0	12	3.1

FIELD GOALS	G	MADE	ATT	PCT
Indiana	10	15	15	1.000
Iowa	10	23	26	.885
Penn State	10	11	13	.846
Purdue	10	10	12	.833
Ohio State	10	8	10	.800
Rutgers	10	9	12	.750
Northwestern	10	9	12	.750
Illinois	10	9	13	.692
Michigan State	10	14	21	.667
Wisconsin	10	10	15	.667
Minnesota	10	8	12	.667
Michigan	10	10	16	.625
Nebraska	10	7	15	.467
Maryland	10	1	4	.250



2019 Big Ten Football Statistics

Updated: November 18, 2019 at 12:06 PM (All Games)

PAT KICKING	G	MADE	ATT	PCT
Michigan	10	40	40	1.000
Purdue	10	29	29	1.000
Michigan State	10	24	24	1.000
Iowa	10	21	21	1.000
Rutgers	10	18	18	1.000
Northwestern	10	14	14	1.000
Ohio State	10	69	70	.986
Penn State	10	45	46	.978
Wisconsin	10	44	45	.978
Illinois	10	38	39	.974
Indiana	10	38	39	.974
Maryland	10	37	39	.949
Nebraska	10	31	33	.939
Minnesota	10	43	46	.935

OPPONENT 1ST DOWNS	G	RUSH	PASS	PEN	TOTAL	AVG./G
Ohio State	10	68	49	20	137	13.7
Wisconsin	10	57	67	20	144	14.4
Iowa	10	58	94	6	158	15.8
Michigan	10	67	72	20	159	15.9
Penn State	10	53	103	17	173	17.3
Indiana	10	75	79	25	179	17.9
Northwestern	10	68	90	21	179	17.9
Minnesota	10	72	96	14	182	18.2
Michigan State	10	62	102	22	186	18.6
Purdue	10	86	104	13	203	20.3
Illinois	10	104	96	15	215	21.5
Nebraska	10	102	101	14	217	21.7
Maryland	10	99	107	16	222	22.2
Rutgers	10	97	109	25	231	23.1

SACKS BY	G	NO	YARDS	AVG./G
Ohio State	10	42	270	4.20
Wisconsin	10	37	277	3.70
Penn State	10	33	246	3.30
Michigan	10	32	235	3.20
Michigan State	10	29	190	2.90
Iowa	10	24	124	2.40
Minnesota	10	23	166	2.30
Indiana	10	23	148	2.30
Illinois	10	22	115	2.20
Nebraska	10	21	140	2.10
Maryland	10	20	122	2.00
Northwestern	10	18	94	1.80
Purdue	10	17	105	1.70
Rutgers	10	12	70	1.20

3RD-DOWN CONVERSIONS	G	CONV.	ATT.	PCT
Ohio State	10	72	123	.585
Wisconsin	10	67	136	.493
Minnesota	10	60	122	.492
Indiana	10	63	133	.474
Penn State	10	57	134	.425
Nebraska	10	62	150	.413
Iowa	10	60	146	.411
Purdue	10	63	155	.407
Michigan	10	53	131	.405
Rutgers	10	54	150	.360
Michigan State	10	50	146	.343
Northwestern	10	55	162	.340
Maryland	10	48	143	.336
Illinois	10	47	140	.336

SACKS AGAINST	G	NO	YARDS	AVG./G
Indiana	10	15	74	1.50
Michigan State	10	15	92	1.50
Wisconsin	10	17	102	1.70
Michigan	10	18	152	1.80
Penn State	10	19	105	1.90
Rutgers	10	20	119	2.00
Northwestern	10	20	139	2.00
Iowa	10	21	198	2.10
Ohio State	10	22	129	2.20
Minnesota	10	23	157	2.30
Nebraska	10	25	155	2.50
Purdue	10	25	184	2.50
Maryland	10	28	193	2.80
Illinois	10	31	221	3.10

OPP. 3RD-DOWN CONV.	G	CONV.	ATT.	PCT
Wisconsin	10	31	128	.242
Ohio State	10	40	149	.269
Michigan	10	41	145	.283
Indiana	10	44	135	.326
Penn State	10	52	158	.329
Purdue	10	51	145	.352
Illinois	10	53	146	.363
Iowa	10	52	140	.371
Michigan State	10	55	145	.379
Minnesota	10	49	129	.380
Northwestern	10	60	157	.382
Nebraska	10	60	145	.414
Maryland	10	63	148	.426
Rutgers	10	62	137	.453

FIRST DOWNS	G	RUSH	PASS	PEN	TOTAL	AVG./G
Ohio State	10	145	118	23	286	28.6
Indiana	10	80	138	23	241	24.1
Wisconsin	10	125	96	7	228	22.8
Minnesota	10	108	105	13	226	22.6
Michigan	10	83	106	31	220	22.0
Penn State	10	85	117	16	218	21.8
Nebraska	10	99	85	17	201	20.1
Michigan State	10	75	102	23	200	20.0
Iowa	10	78	107	14	199	19.9
Purdue	10	52	132	15	199	19.9
Maryland	10	81	77	19	177	17.7
Northwestern	10	83	70	23	176	17.6
Illinois	10	77	82	14	173	17.3
Rutgers	10	63	59	12	134	13.4

4TH-DOWN CONVERSIONS	G	CONV.	ATT.	PCT
Wisconsin	10	10	12	.833
Penn State	10	9	11	.818
Iowa	10	13	18	.722
Minnesota	10	10	14	.714
Michigan State	10	12	17	.706
Purdue	10	6	9	.667
Ohio State	10	3	5	.600
Michigan	10	10	18	.556
Maryland	10	8	20	.400
Rutgers	10	4	10	.400
Illinois	10	4	10	.400
Indiana	10	5	13	.385
Nebraska	10	7	20	.350
Northwestern	10	6	21	.286



2019 Big Ten Football Statistics

Updated: November 18, 2019 at 12:06 PM (All Games)

OPP. 4TH-DOWN CONV	G	CONV.	ATT.	PCT
Iowa	10	3	10	.300
Northwestern	10	4	11	.364
Maryland	10	6	15	.400
Ohio State	10	6	13	.462
Minnesota	10	6	13	.462
Wisconsin	10	8	17	.471
Nebraska	10	7	13	.539
Purdue	10	9	16	.563
Rutgers	10	9	16	.563
Penn State	10	12	21	.571
Indiana	10	10	17	.588
Illinois	10	8	13	.615
Michigan	10	12	19	.632
Michigan State	10	9	14	.643

PENALTIES	G	NO	YARDS	AVG./G
Illinois	10	68	637	63.7
Indiana	10	65	614	61.4
Rutgers	10	63	568	56.8
Michigan State	10	60	565	56.5
Ohio State	10	58	562	56.2
Maryland	10	64	540	54.0
Northwestern	10	57	523	52.3
Penn State	10	47	512	51.2
Michigan	10	62	501	50.1
Nebraska	10	57	483	48.3
Purdue	10	52	432	43.2
Wisconsin	10	46	428	42.8
Minnesota	10	42	401	40.1
Iowa	10	42	320	32.0

OPPONENT PENALTIES	G	NO	YARDS	AVG./G
Wisconsin	10	42	303	30.3
Illinois	10	45	367	36.7
Minnesota	10	52	435	43.5
Penn State	10	59	436	43.6
Indiana	10	55	473	47.3
Nebraska	10	56	505	50.5
Ohio State	10	56	507	50.7
Rutgers	10	60	516	51.6
Iowa	10	61	522	52.2
Maryland	10	66	590	59.0
Northwestern	10	61	595	59.5
Purdue	10	73	619	61.9
Michigan	10	76	673	67.3
Michigan State	10	72	682	68.2

TIME OF POSSESSION	G	POSS. TIME	AVG./G
Wisconsin	10	366:26	36:38
Minnesota	10	345:07	34:30
Indiana	10	339:05	33:54
Iowa	10	325:00	32:30
Ohio State	10	309:00	30:54
Rutgers	10	305:07	30:30
Michigan	10	297:24	29:44
Michigan State	10	297:14	29:43
Northwestern	10	290:06	29:00
Purdue	10	286:02	28:36
Penn State	10	282:48	28:16
Nebraska	10	273:04	27:18
Maryland	10	266:54	26:41
Illinois	10	262:57	26:17

ON-SIDE KICKS AGAINST	G	RECOVERED	ATTEMPTS	PCT
Illinois	10	0	0	0.000
Iowa	10	0	0	0.000
Maryland	10	0	0	0.000
Michigan State	10	0	0	0.000
Minnesota	10	0	0	0.000
Nebraska	10	0	0	0.000
Penn State	10	0	0	0.000
Wisconsin	10	0	0	0.000
Indiana	10	0	1	1.000
Rutgers	10	0	1	1.000
Purdue	10	1	4	.250
Michigan	10	1	1	1.000
Ohio State	10	1	1	1.000
Northwestern	10	2	2	1.000

TURNOVER MARGIN	GAINED			LOST			MARGIN	PER/G	
	G	FUMB.	INT.	TOTAL	FUMB.	INT.			TOTAL
Illinois	10	16	10	26	7	5	12	+14	+1.40
Ohio State	10	9	13	22	8	1	9	+13	+1.30
Penn State	10	9	8	17	5	6	11	+6	+0.60
Minnesota	10	3	14	17	6	5	11	+6	+0.60
Wisconsin	10	8	9	17	10	3	13	+4	+0.40
Iowa	10	5	8	13	4	5	9	+4	+0.40
Michigan	10	9	8	17	10	5	15	+2	+0.20
Indiana	10	9	3	12	5	7	12	+0	+0.00
Maryland	10	6	7	13	3	11	14	-1	-0.10
Michigan State	10	7	9	16	8	11	19	-3	-0.30
Nebraska	10	5	10	15	11	7	18	-3	-0.30
Purdue	10	3	8	11	7	13	20	-9	-0.90
Northwestern	10	6	5	11	9	14	23	-12	-1.20
Rutgers	10	4	4	8	7	14	21	-13	-1.30

RED ZONE OFFENSE	G	SCORES	PCT	TDS (R-P)	FGS	TO
Iowa	10	31-32	.969	19 (11-8)	12-13	0
Purdue	10	30-32	.938	23 (7-16)	7-7	2
Minnesota	10	42-46	.913	34 (22-12)	8-10	0
Penn State	10	36-40	.900	28 (19-9)	8-9	1
Ohio State	10	51-57	.895	48 (24-24)	3-5	0
Indiana	10	42-47	.894	31 (18-13)	11-11	2
Wisconsin	10	36-41	.878	27 (20-7)	9-13	0
Michigan State	10	29-34	.853	20 (9-11)	9-11	2
Illinois	10	23-28	.821	21 (13-8)	2-4	2
Michigan	10	40-50	.800	31 (22-9)	9-12	2
Rutgers	10	18-23	.783	10 (9-1)	8-11	1
Northwestern	10	18-24	.750	11 (8-3)	7-10	1
Nebraska	10	28-40	.700	21 (19-2)	7-13	0
Maryland	10	22-33	.667	21 (13-8)	1-3	2

RED ZONE DEFENSE	G	SCORES	PCT	TDS (R-P)	FGS	TO
Ohio State	10	11-18	.611	6 (4-2)	5-7	3
Wisconsin	10	13-20	.650	11 (6-5)	2-3	4
Michigan	10	17-23	.739	15 (10-5)	2-4	2
Iowa	10	17-22	.773	9 (4-5)	8-10	1
Michigan State	10	27-34	.794	19 (8-11)	8-10	2
Northwestern	10	28-35	.800	19 (8-11)	9-14	1
Illinois	10	32-39	.821	21 (11-10)	11-14	1
Purdue	10	29-35	.829	20 (14-6)	9-12	0
Maryland	10	43-50	.860	35 (22-13)	8-12	2
Penn State	10	19-22	.864	11 (8-3)	8-9	1
Indiana	10	20-23	.870	15 (8-7)	5-7	1
Rutgers	10	36-41	.878	30 (21-9)	6-8	0
Minnesota	10	24-27	.889	17 (10-7)	7-8	1
Nebraska	10	39-43	.907	30 (20-10)	9-10	1

ON-SIDE KICKS BY	G	RECOVERED	ATTEMPTS	PCT
Northwestern	10	2	2	1.000
Michigan	10	1	1	1.000
Ohio State	10	1	1	1.000
Purdue	10	1	4	.250
Indiana	10	0	1	.000
Rutgers	10	0	1	.000
Illinois	10	0	0	.000
Iowa	10	0	0	.000
Maryland	10	0	0	.000
Michigan State	10	0	0	.000
Minnesota	10	0	0	.000
Nebraska	10	0	0	.000
Penn State	10	0	0	.000
Wisconsin	10	0	0	.000

ATTENDANCE	HOME	AWAY	NEUTRAL	TOTAL
Illinois	6-220215	4-184554	0-0	10-404769
Indiana	5-203792	4-299294	1-21437	10-524523
Iowa	6-400566	4-293141	0-0	10-693707
Maryland	5-192789	5-258828	0-0	10-451617
Michigan	6-668144	4-268890	0-0	10-937034
Michigan State	6-423365	4-336877	0-0	10-760242
Minnesota	6-269574	4-179366	0-0	10-448940
Nebraska	6-536397	4-191449	0-0	10-727846
Northwestern	6-233903	4-244312	0-0	10-478215
Ohio State	6-619324	4-218562	0-0	10-837886
Penn State	6-640852	4-244443	0-0	10-885295
Purdue	6-322809	4-233124	0-0	10-555933
Rutgers	6-185932	4-245177	0-0	10-431109
Wisconsin	6-464554	4-275907	0-0	10-740461



2019 Big Ten Football Statistics

Updated: November 18, 2019 at 12:06 PM (All Games)

RUSHING	G	ATT	YDS	AVG	TD	LONG	AVG/G
Jonathan Taylor, Wisconsin	10	233	1463	6.3	17	72	146.3
J.K. Dobbins, Ohio State	10	183	1289	7.0	13	68	128.9
Rodney Smith, Minnesota	10	186	986	5.3	8	64	98.6
Stevie Scott III, Indiana	10	165	791	4.8	9	57	79.1
Master Teague, Ohio State	10	114	744	6.5	4	73	74.4
Elijah Collins, Michigan State	10	155	742	4.8	5	58	74.2
Reggie Corbin, Illinois	9	116	606	5.2	6	66	67.3
Isaih Pacheco, Rutgers	9	140	597	4.3	7	57	66.3
Javon Leake, Maryland	10	84	636	7.6	7	64	63.6
Adrian Martinez, Nebraska	8	113	488	4.3	6	56	61.0

PASSING AVG./GAME	G	COMP-ATT-INT	YDS	TD	AVG/G
Tanner Morgan, Minnesota	10	156-229-4	2468	22	246.8
Sean Clifford, Penn State	10	168-282-6	2450	22	245.0
Nate Stanley, Iowa	10	190-313-5	2331	14	233.1
Brian Lewerke, Michigan State	10	183-328-9	2178	13	217.8
Justin Fields, Ohio State	10	159-230-1	2164	31	216.4
Shea Patterson, Michigan	10	159-269-4	2157	16	215.7
Adrian Martinez, Nebraska	8	123-208-7	1712	8	214.0
Peyton Ramsey, Indiana	8	144-198-3	1673	10	209.1
Jack Plummer, Purdue	8	145-242-8	1605	11	200.6
Jack Coan, Wisconsin	10	166-230-3	1824	13	182.4

PASS EFFICIENCY	G	COMP-ATT-INT	YDS	TD	EFF
Justin Fields, Ohio State	10	159-230-1	2164	31	191.8
Tanner Morgan, Minnesota	10	156-229-4	2468	22	186.9
Peyton Ramsey, Indiana	8	144-198-3	1673	10	157.3
Jack Coan, Wisconsin	10	166-230-3	1824	13	154.8
Sean Clifford, Penn State	10	168-282-6	2450	22	154.0
Shea Patterson, Michigan	10	159-269-4	2157	16	143.1
Brandon Peters, Illinois	9	114-207-5	1486	16	136.1
Nate Stanley, Iowa	10	190-313-5	2331	14	134.8
Adrian Martinez, Nebraska	8	123-208-7	1712	8	134.2
Jack Plummer, Purdue	8	145-242-8	1605	11	124.0

RECEPTIONS/GAME	G	NO	YDS	TD	LONG	YDS/G	REC/G
David Bell, Purdue	10	65	791	5	54	79.1	6.5
Whop Philyor, Indiana	10	61	863	3	56	86.3	6.1
Tyler Johnson, Minnesota	10	59	900	9	73	90.0	5.9
Darrell Stewart, Michigan State	8	47	694	4	44	86.8	5.9
KJ Hamler, Penn State	10	46	791	8	58	79.1	4.6
Brycen Hopkins, Purdue	10	45	561	3	38	56.1	4.5
Wan'Dale Robinson, Nebraska	9	40	453	2	49	50.3	4.4
Rashod Bateman, Minnesota	10	44	945	7	66	94.5	4.4
Riley Lees, Northwestern	10	43	330	1	27	33.0	4.3
Cody White, Michigan State	10	43	605	2	49	60.5	4.3

RECEIVE YARDS/GAME	G	NO	YDS	TD	LONG	AVG/C	YDS/G
Rashod Bateman, Minnesota	10	44	945	7	66	21.5	94.5
Tyler Johnson, Minnesota	10	59	900	9	73	15.3	90.0
Darrell Stewart, Michigan State	8	47	694	4	44	14.8	86.8
Whop Philyor, Indiana	10	61	863	3	56	14.1	86.3
KJ Hamler, Penn State	10	46	791	8	58	17.2	79.1
David Bell, Purdue	10	65	791	5	54	12.2	79.1
JD Spielman, Nebraska	10	39	760	2	65	19.5	76.0
Ronnie Bell, Michigan	10	37	621	0	71	16.8	62.1
Cody White, Michigan State	10	43	605	2	49	14.1	60.5
Josh Imatorbhebhe, Illinois	10	29	598	9	83	20.6	59.8

TOTAL OFFENSE	G	RUSH	PASS	PLAYS	TOTAL	YDS/G
Sean Clifford, Penn State	10	374	2450	379	2824	282.4
Adrian Martinez, Nebraska	8	488	1712	321	2200	275.0
Justin Fields, Ohio State	10	377	2164	314	2541	254.1
Brian Lewerke, Michigan State	10	277	2178	413	2455	245.5
Tanner Morgan, Minnesota	10	-29	2468	279	2439	243.9
Nate Stanley, Iowa	10	-20	2331	373	2311	231.1
Peyton Ramsey, Indiana	8	153	1673	252	1826	228.3
Shea Patterson, Michigan	10	81	2157	338	2238	223.8
Jack Plummer, Purdue	8	56	1605	304	1661	207.6
Jack Coan, Wisconsin	10	-24	1824	269	1800	180.0

SCORING	G	TD	FG	XPT	2XP	PTS
Jonathan Taylor, Wisconsin	10	21	0	0	0	12.6
Blake Haubeil, Ohio State	10	0	8	67	0	9.1
J.K. Dobbins, Ohio State	10	15	0	0	0	9.0
Keith Duncan, Iowa	10	0	23	21	0	9.0
Logan Justus, Indiana	10	0	14	37	0	7.9
Collin Larsh, Wisconsin	10	0	10	44	0	7.4
Matt Coghlin, Michigan State	9	0	14	24	0	7.3
Jake Pinegar, Penn State	10	0	9	45	0	7.2
Z. Charbonnet, Michigan	10	11	0	0	0	6.6
Michael Lantz, Minnesota	8	0	5	36	0	6.4

SCORING (TDS)	G	TD	RUN	PASS	RET	PAT	PTS
Jonathan Taylor, Wisconsin	10	21	17	4	0	0	12.6
J.K. Dobbins, Ohio State	10	15	13	2	0	0	9.0
Z. Charbonnet, Michigan	10	11	11	0	0	0	6.6
Stevie Scott III, Indiana	10	10	9	1	0	0	6.0
Justin Fields, Ohio State	10	10	10	0	0	0	6.0
Chris Olave, Ohio State	10	9	0	9	0	0	5.6
Dedrick Mills, Nebraska	10	9	9	0	0	0	5.4
Tyler Johnson, Minnesota	10	9	0	9	0	0	5.4
Javon Leake, Maryland	10	9	7	0	2	0	5.4
Josh Imatorbhebhe, Illinois	10	9	0	9	0	0	5.4

SCORING (KICK)	G	PAT	FG	PTS	AVG/G
Blake Haubeil, Ohio State	10	67-67	8-10	91	9.1
Keith Duncan, Iowa	10	21-21	23-26	90	9.0
Logan Justus, Indiana	10	37-38	14-14	79	7.9
Collin Larsh, Wisconsin	10	44-45	10-15	74	7.4
Matt Coghlin, Michigan State	9	24-24	14-21	66	7.3
Jake Pinegar, Penn State	10	45-46	9-10	72	7.2
Michael Lantz, Minnesota	8	36-38	5-8	51	6.4
J.D. Dellinger, Purdue	10	29-29	10-12	59	5.9
Justin Davidovicz, Rutgers	10	18-18	9-12	45	4.5
Quinn Nordin, Michigan	8	22-22	4-7	34	4.3

PUNT RETURN AVG	G	NO	YDS	TD	LONG	AVG/R
Jordan Glasgow, Michigan	10	1	32	0	0	32.0
Jahan Dotson, Penn State	10	2	39	0	30	19.5
Khaleke Hudson, Michigan	10	1	18	0	0	18.0
Chris Olave, Ohio State	10	1	18	0	0	18.0
Nico Ragaini, Iowa	10	9	96	0	17	10.7
Garrett Wilson, Ohio State	10	8	75	0	52	9.4
David Ellis, Indiana	10	1	9	0	9	9.0
Isaiah Stalbird, Nebraska	9	1	9	0	0	9.0
Dominique Long, Michigan State	10	1	9	0	0	9.0
Jack Dunn, Wisconsin	10	20	180	0	41	9.0

KICK RETURN AVG	G	NO	YDS	TD	LONG	AVG/R
Aron Cruickshank, Wisconsin	10	15	426	1	89	28.4
Javon Leake, Maryland	10	27	759	2	100	28.1
Dre Brown, Illinois	10	18	482	0	68	26.8
Giles Jackson, Michigan	10	14	362	1	97	25.9
Riley Lees, Northwestern	10	7	181	0	50	25.9
Rodney Smith, Minnesota	10	4	97	0	36	24.3
Demario McCall, Ohio State	9	10	232	0	38	23.2
Smith-Marsette, Iowa	10	11	246	0	37	22.4
Darrell Stewart, Michigan State	8	8	175	0	31	21.9
Wan'Dale Robinson, Nebraska	9	11	236	0	39	21.5



2019 Big Ten Football Statistics

Updated: November 18, 2019 at 12:06 PM (All Games)

ALL PURPOSE	G	RUSH	RCV	PR	KR	YDS	AVG/G
Jonathan Taylor, Wisconsin	10	1463	162	0	0	1625	162.5
Javon Leake, Maryland	10	636	55	0	759	1450	145.0
J.K. Dobbins, Ohio State	10	1289	140	0	0	1429	142.9
KJ Hamler, Penn State	10	23	791	95	372	1281	128.1
Rodney Smith, Minnesota	10	986	62	0	97	1145	114.5
Wan'Dale Robinson, Nebraska	9	326	453	0	236	1015	112.8
Darrell Stewart, Michigan State	8	-13	694	0	175	856	107.0
Dre Brown, Illinois	10	461	65	0	482	1008	100.8
Stevie Scott III, Indiana	10	791	211	0	0	1002	100.2
Whop Philyor, Indiana	10	50	863	53	0	966	96.6

PUNTING	G	NO	YDS	LG	IN20	50+	TB	AVG
Will Hart, Michigan	10	41	1891	61	7	14	6	46.1
Blake Hayes, Illinois	10	64	2878	70	27	18	2	45.0
Drue Chrisman, Ohio State	10	31	1373	59	12	11	4	44.3
Adam Korsak, Rutgers	10	63	2767	69	28	10	1	43.9
Jake Hartbarger, Michigan State	10	55	2368	61	17	15	6	43.1
Blake Gillikin, Penn State	10	49	2078	62	26	10	4	42.4
M Sleep-Dalton, Iowa	10	43	1807	63	16	8	4	42.0
Haydon Whitehead, Indiana	10	39	1610	65	19	6	2	41.3
Isaac Armstrong, Nebraska	10	47	1917	58	19	9	3	40.8

FIELD GOALS	G	MADE	ATT	LONG	PCT	FG/G
Keith Duncan, Iowa	10	23	26	49	0.885	2.3
Matt Coghlin, Michigan State	9	14	21	47	0.667	1.6
Logan Justus, Indiana	10	14	14	50	1.000	1.4
J.D. Dellinger, Purdue	10	10	12	53	0.833	1.0
Collin Larsh, Wisconsin	10	10	15	44	0.667	1.0
Charlie Kuhbander, Northwestern	10	9	12	44	0.750	0.9
Jake Pinegar, Penn State	10	9	10	47	0.900	0.9
Justin Davidovicz, Rutgers	10	9	12	50	0.750	0.9
Blake Haubeil, Ohio State	10	8	10	55	0.800	0.8
Michael Lantz, Minnesota	8	5	8	37	0.625	0.6

FIELD GOAL PCT	G	MADE	ATT	LONG	PCT
Logan Justus, Indiana	10	14	14	50	1.000
Jake Pinegar, Penn State	10	9	10	47	0.900
Keith Duncan, Iowa	10	23	26	49	0.885
J.D. Dellinger, Purdue	10	10	12	53	0.833
Blake Haubeil, Ohio State	10	8	10	55	0.800
Charlie Kuhbander, Northwestern	10	9	12	44	0.750
Justin Davidovicz, Rutgers	10	9	12	50	0.750

PAT KICKING PCT	G	MADE	ATT	PCT
Keith Duncan, Iowa	10	21	21	1.000
Jake Moody, Michigan	10	18	18	1.000
Quinn Nordin, Michigan	8	22	22	1.000
Matt Coghlin, Michigan State	9	24	24	1.000
Charlie Kuhbander, Northwestern	10	13	13	1.000
Blake Haubeil, Ohio State	10	67	67	1.000
J.D. Dellinger, Purdue	10	29	29	1.000
Justin Davidovicz, Rutgers	10	18	18	1.000
Jake Pinegar, Penn State	10	45	46	0.978



2019 Big Ten Football Statistics

Updated: November 18, 2019 at 12:06 PM (All Games)

TACKLES	G	SOLO	ASST	TOTAL	AVG/G
Dele Harding, Illinois	10	48	72	120	12.0
Ben Holt, Purdue	10	55	44	99	9.9
Tyshon Fogg, Rutgers	10	29	63	92	9.2
Joe Bachie, Michigan State	8	36	35	71	8.9
Khaleke Hudson, Michigan	10	36	47	83	8.3
Mohamed Barry, Nebraska	10	41	40	81	8.1
Blake Gallagher, Northwestern	10	43	37	80	8.0
Jake Hansen, Illinois	9	41	31	72	8.0
Sydney Brown, Illinois	8	32	32	64	8.0
Paddy Fisher, Northwestern	10	35	41	76	7.6
Michah Parsons, Penn State	10	37	38	75	7.5
Olakunle Fatukasi, Rutgers	10	39	35	74	7.4
Ayinde Eley, Maryland	10	41	32	73	7.3
Travi Whillcock, Northwestern	10	36	36	72	7.2
Antjuan Simmons, Michigan State	10	36	36	72	7.2
Jordan Glasgow, Michigan	10	37	34	71	7.1
Chris Bergin, Northwestern	10	34	37	71	7.1
Antoine Brooks, Maryland	10	59	8	67	6.7
Antoine Winfield, Minnesota	10	47	18	65	6.5
Xavier Henderson, Michigan State	10	47	17	64	6.4
Will Honas, Nebraska	10	37	26	63	6.3
Christian Izien, Rutgers	10	31	30	61	6.1
Marquel Dismuke, Nebraska	10	40	20	60	6.0
Kenny Willekes, Michigan State	10	24	35	59	5.9
Tyriq Thompson, Michigan State	10	15	43	58	5.8
Chance Campbell, Maryland	9	34	17	51	5.7
Cam Brown, Penn State	10	24	32	56	5.6
Collin Miller, Nebraska	10	28	28	56	5.6
Garrett Taylor, Penn State	10	34	21	55	5.5
Chris Orr, Wisconsin	10	30	25	55	5.5
Jack Koerner, Iowa	10	33	22	55	5.5
Jack Sanborn, Wisconsin	10	33	21	54	5.4
Geno Stone, Iowa	10	36	17	53	5.3
Josh Metellus, Michigan	10	31	22	53	5.3
Keandre Jones, Maryland	10	35	18	53	5.3
Brad Hawkins, Michigan	10	30	23	53	5.3
Malik Harrison, Ohio State	10	35	17	52	5.2
Thomas Barber, Minnesota	10	29	22	51	5.1
Lamont Wade, Penn State	10	27	24	51	5.1
Jan Johnson, Penn State	10	16	34	50	5.0
Zack Baun, Wisconsin	10	37	13	50	5.0
Nate Hobbs, Illinois	10	30	20	50	5.0
Cam McGrone, Michigan	10	31	18	49	4.9
Jarrett Paul, Rutgers	9	23	21	44	4.9
Djimon Colbert, Iowa	10	28	20	48	4.8
Milo Eifler, Illinois	10	26	22	48	4.8
Cam Taylor-Britt, Nebraska	9	24	19	43	4.8
Jordan Howden, Minnesota	10	34	13	47	4.7
Derrick Barnes, Purdue	10	32	15	47	4.7
Josiah Scott, Michigan State	10	34	13	47	4.7

SACKS	G	SOLO	ASST	TOTAL	AVG/G
Chase Young, Ohio State	8	12	3	13.5	1.7
Chris Orr, Wisconsin	10	10	0	10.0	1.0
Zack Baun, Wisconsin	10	9	1	9.5	1.0
Josh Uche, Michigan	10	7	1	7.5	0.8
Keandre Jones, Maryland	10	6	2	7.0	0.7
A.J. Epenesa, Iowa	10	6	2	7.0	0.7
Yetur Gross-Matos, Penn State	10	6	1	6.5	0.7
Kenny Willekes, Michigan State	10	5	3	6.5	0.7
Joe Gaziano, Northwestern	10	6	1	6.5	0.7
Shaka Toney, Penn State	10	6	1	6.5	0.7
Khalil Davis, Nebraska	9	5	1	5.5	0.6
Kwity Paye, Michigan	9	4	3	5.5	0.6
George Karlaftis, Purdue	10	5	2	6.0	0.6
Allen Stallings IV, Indiana	10	5	0	5.0	0.5
Malik Harrison, Ohio State	10	4	1	4.5	0.5
Raequan Williams, Michigan State	10	3	3	4.5	0.5
Jordan Glasgow, Michigan	10	4	1	4.5	0.5
Carter Coughlin, Minnesota	10	4	1	4.5	0.5
Joe Bachie, Michigan State	8	3	1	3.5	0.4
4 tied with 0					

TACKLES FOR LOSS	G	SOLO	ASST	TOTAL	AVG/G
Chase Young, Ohio State	8	13	5	15.5	1.9
George Karlaftis, Purdue	10	13	3	14.5	1.5
Zack Baun, Wisconsin	10	13	2	14.0	1.4
Antjuan Simmons, Michigan State	10	11	6	14.0	1.4
Joe Gaziano, Northwestern	10	12	1	12.5	1.3
Malik Harrison, Ohio State	10	11	3	12.5	1.3
Keandre Jones, Maryland	10	11	2	12.0	1.2
Kwity Paye, Michigan	9	8	4	10.0	1.1
Chris Orr, Wisconsin	10	11	0	11.0	1.1
Joe Bachie, Michigan State	8	6	5	8.5	1.1
Dele Harding, Illinois	10	6	9	10.5	1.1
Yetur Gross-Matos, Penn State	10	8	5	10.5	1.1
Kenny Willekes, Michigan State	10	8	4	10.0	1.0
Josh Uche, Michigan	10	9	1	9.5	1.0
Khalil Davis, Nebraska	9	8	1	8.5	0.9
Carter Coughlin, Minnesota	10	6	5	8.5	0.9
Ayo Shogbonyo, Illinois	10	6	5	8.5	0.9
Jamal Milan, Illinois	10	7	3	8.5	0.9
C Golston, Iowa	10	6	5	8.5	0.9
Jake Hansen, Illinois	9	6	3	7.5	0.8
Michah Parsons, Penn State	10	7	2	8.0	0.8
JoJo Domann, Nebraska	10	6	4	8.0	0.8
Shaka Toney, Penn State	10	6	3	7.5	0.8
Mike Panasuk, Michigan State	10	7	1	7.5	0.8
Micah McFadden, Indiana	10	6	3	7.5	0.8
A. Hutchinson, Michigan	10	5	5	7.5	0.8
Cam McGrone, Michigan	10	6	3	7.5	0.8
A.J. Epenesa, Iowa	10	6	2	7.0	0.7
Milo Eifler, Illinois	10	5	4	7.0	0.7
Antoine Brooks, Maryland	10	7	0	7.0	0.7
Davon Hamilton, Ohio State	10	7	0	7.0	0.7
Jamal Woods, Illinois	8	4	3	5.5	0.7
Derrick Barnes, Purdue	10	5	3	6.5	0.7
Raequan Williams, Michigan State	10	4	5	6.5	0.7
Jack Sanborn, Wisconsin	10	6	1	6.5	0.7
Jacub Panasiuk, Michigan State	10	6	1	6.5	0.7
Baron Browning, Ohio State	8	4	2	5.0	0.6
Ben Holt, Purdue	10	4	4	6.0	0.6
Alex Miller, Northwestern	10	5	2	6.0	0.6
Chris Bergin, Northwestern	10	5	2	6.0	0.6
Michael Ziemba, Indiana	10	4	3	5.5	0.6
Noah Burks, Wisconsin	10	4	3	5.5	0.6
Daviyon Nixon, Iowa	10	5	1	5.5	0.6
Drew Beesley, Michigan State	10	5	1	5.5	0.6
12 tied with 1					



2019 Big Ten Football Statistics

Updated: November 18, 2019 at 12:06 PM (All Games)

PASSES DEFENDED	G	BRUP	INT	TOTAL	AVG/G
Lamar Jackson, Nebraska	10	12	3	15	1.5
Greg Newsome, Northwestern	8	11	0	11	1.4
Lavert Hill, Michigan	9	7	3	10	1.1
Coney Durr, Minnesota	10	9	1	10	1.0
Tariq Castro-Fields, Penn State	10	8	2	10	1.0
M. Ojemudia, Iowa	9	6	2	8	0.9
John Reid, Penn State	10	6	2	8	0.8
Shaun Wade, Ohio State	10	7	1	8	0.8
Nate Hobbs, Illinois	10	8	0	8	0.8
Antoine Winfield, Minnesota	10	1	7	8	0.8
Tiawan Mullen, Indiana	10	8	0	8	0.8
Damon Hayes, Rutgers	10	6	2	8	0.8
Cameron Ruiz, Northwestern	9	6	1	7	0.8
Benjamin St-Juste, Minnesota	10	7	0	7	0.7
Jeff Okudah, Ohio State	10	4	3	7	0.7
Nick Cross, Maryland	9	5	1	6	0.7
Joe Bachie, Michigan State	8	4	1	5	0.6

6 tied with 1

INTERCEPTIONS	G	NO	YDS	TD	LONG	AVG/G
Antoine Winfield, Minnesota	10	7	111	1	33	0.7
Lavert Hill, Michigan	9	3	25	0	20	0.3
Jeff Okudah, Ohio State	10	3	0	0	0	0.3
Lamar Jackson, Nebraska	10	3	12	0	11	0.3
Cory Trice, Purdue	10	3	49	1	37	0.3
Ambry Thomas, Michigan	10	3	6	0	4	0.3
Dele Harding, Illinois	10	3	94	2	54	0.3
Sydney Brown, Illinois	8	2	76	1	76	0.3
M. Ojemudia, Iowa	9	2	11	0	14	0.2
Cam Taylor-Britt, Nebraska	9	2	57	0	48	0.2
Tony Adams, Illinois	9	2	13	1	13	0.2

FUMBLES FORCED	G	NO	AVG/G
Jake Hansen, Illinois	9	7	0.8
Chase Young, Ohio State	8	5	0.6
Cam Taylor-Britt, Nebraska	9	4	0.4
Keaton Ellis, Penn State	9	3	0.3
Dele Harding, Illinois	10	3	0.3
Jacob Panasiuk, Michigan State	10	3	0.3
Joe Gaziano, Northwestern	10	3	0.3

14 tied with 0

FUMBLES RECOVERED	G	NO	AVG/G
Jake Hansen, Illinois	9	3	0.3
Jartavius Martin, Illinois	9	2	0.2

14 tied with 0



2019 Big Ten Football Statistics

Updated: November 18, 2019 at 12:06 PM (All Games)

Individual Player Game Highs

Points scored	30 Jonathan Taylor (Wisconsin) vs. Kent St. (10/05/19)
	24 Jonathan Taylor (Wisconsin) vs. South Fla. (08/30/19)
	24 Jonathan Taylor (Wisconsin) vs. Central Mich. (09/07/19)
	24 Isaih Pacheco (Rutgers) vs. Massachusetts (08/30/19)
	24 Evan Hull (Northwestern) vs. Massachusetts (11/16/19)
Touchdowns	5 Jonathan Taylor (Wisconsin) vs. Kent St. (10/05/19)
	4 Jonathan Taylor (Wisconsin) vs. South Fla. (08/30/19)
	4 Jonathan Taylor (Wisconsin) vs. Central Mich. (09/07/19)
	4 Isaih Pacheco (Rutgers) vs. Massachusetts (08/30/19)
	4 Evan Hull (Northwestern) vs. Massachusetts (11/16/19)
TD responsibility	6 Elijah Sindelar (Purdue) vs. Vanderbilt (09/07/19) [1r,5p]
	6 Justin Fields (Ohio State) vs. Miami (OH) (09/21/19) [2r,4p]
Points scored kicking	16 Jake Pinegar (Penn State) vs. Idaho (08/31/19) [2fg,10pat]
	15 Matt Coughlin (Michigan State) vs. Western Michigan (09/07/19) [3fg,6pat]
Total offense yards	519 Elijah Sindelar (Purdue) vs. Vanderbilt (09/07/19) [10r,509p]
	452 Sean Clifford (Penn State) vs. Maryland (09/27/19) [54r,398p]
Total offense plays	59 Elijah Sindelar (Purdue) vs. Nevada (08/30/19) [7r,52p]
	57 Jack Plummer (Purdue) vs. Iowa (10/19/19) [7r,50p]
Total offense yards/play	66.0 Kendric Pryor (Wisconsin) vs. Michigan State (10/12/19) [1-66]
	49.0 Donovan Hale (Indiana) vs. Ohio State (09/14/19) [1-49]
Rushing yards	250 Jonathan Taylor (Wisconsin) vs. Iowa (11/09/19)
	220 Evan Hull (Northwestern) vs. Massachusetts (11/16/19)
Rushing attempts	33 Z. Charbonnet (Michigan) vs. Army West Point (09/07/19)
	31 Jonathan Taylor (Wisconsin) vs. Iowa (11/09/19)
Yards per rush	66.0 Kendric Pryor (Wisconsin) vs. Michigan State (10/12/19) [1-66]
	40.0 Elijah Barnwell (Rutgers) vs. Minnesota (10/20/19) [1-40]
Rushing TDs	4 Isaih Pacheco (Rutgers) vs. Massachusetts (08/30/19)
	4 Jonathan Taylor (Wisconsin) vs. Kent St. (10/05/19)
	4 Evan Hull (Northwestern) vs. Massachusetts (11/16/19)
Longest rush	85 Journey Brown (Penn State) vs. Pittsburgh (09/14/19)
	81 Devyn Ford (Penn State) vs. Idaho (08/31/19)
Passing yards	509 Elijah Sindelar (Purdue) vs. Vanderbilt (09/07/19)
	423 Elijah Sindelar (Purdue) vs. Nevada (08/30/19)
Passing attempts	52 Elijah Sindelar (Purdue) vs. Nevada (08/30/19)
	52 Elijah Sindelar (Purdue) vs. Vanderbilt (09/07/19)
Passing TDs	5 Elijah Sindelar (Purdue) vs. Vanderbilt (09/07/19)
	4 11 tied
Longest pass	83 Brandon Peters (Illinois) vs. Michigan State (11/09/19)
	80 Josh Jackson (Maryland) vs. Rutgers (10/05/19)
Passes completed	34 Elijah Sindelar (Purdue) vs. Nevada (08/30/19)
	34 Elijah Sindelar (Purdue) vs. Vanderbilt (09/07/19)
	34 Aidan O'Connell (Purdue) vs. Northwestern (11/09/19)
Had intercepted	3 6 tied
Pass completion pct	100.0 20 tied
Pass yards/attempt	49.0 Donovan Hale (Indiana) vs. Ohio State (09/14/19)
	39.0 Jacob Clark (Minnesota) vs. Maryland (10/27/19)
Pass yards/catch	49.0 Donovan Hale (Indiana) vs. Ohio State (09/14/19)
	39.0 Jacob Clark (Minnesota) vs. Maryland (10/27/19)
Receiving yards	220 Rondale Moore (Purdue) vs. Vanderbilt (09/07/19)
	203 Rashod Bateman (Minnesota) vs. Penn State (11/10/19)
Receptions	14 Whop Philyor (Indiana) vs. Michigan State (09/28/19)
	14 Whop Philyor (Indiana) vs. Nebraska (10/27/19)
	14 David Bell (Purdue) vs. Northwestern (11/09/19)
Yards per catch	64.0 Ronnie Walker Jr. (Indiana) vs. Eastern Ill. (09/07/19)
	59.0 Milton Wright (Purdue) vs. Maryland (10/12/19)
	59.0 Fleet-Davis, T. (Maryland) vs. Minnesota (10/27/19)
Receiving TDs	3 Tyler Johnson (Minnesota) vs. Georgia Southern (09/14/19)
	3 Pat Freiermuth (Penn State) vs. Michigan State (10/26/19)
Longest reception	83 Josh Imatorbhebe (Illinois) vs. Michigan State (11/09/19)
	80 Dontay Demus (Maryland) vs. Rutgers (10/05/19)
Field goal attempts	4 Logan Justus (Indiana) vs. Ball State (08/31/19)
	4 Keith Duncan (Iowa) vs. Iowa St. (09/14/19)
	4 Keith Duncan (Iowa) vs. Purdue (10/19/19)
	4 Collin Larsh (Wisconsin) vs. Illinois (10/19/19)
	4 Matt Coughlin (Michigan State) vs. Tulsa (08/30/19)
Field goals made	4 Logan Justus (Indiana) vs. Ball State (08/31/19)
	4 Keith Duncan (Iowa) vs. Iowa St. (09/14/19)
	4 Keith Duncan (Iowa) vs. Purdue (10/19/19)
	4 Matt Coughlin (Michigan State) vs. Tulsa (08/30/19)
Longest field goal	57 James McCourt (Illinois) vs. Eastern Mich. (09/14/19)
	57 Jordan Stout (Penn State) vs. Pittsburgh (09/14/19)
Field goal pct	100.0 70 tied



2019 Big Ten Football Statistics

Updated: November 18, 2019 at 12:06 PM (All Games)

PAT kicks attempted	10 Blake Haubeil (Ohio State) vs. Miami (OH) (09/21/19)
PAT kicks made	10 Jake Pinegar (Penn State) vs. Idaho (08/31/19)
PAT kicks pct	10 Blake Haubeil (Ohio State) vs. Miami (OH) (09/21/19)
Punts	10 Jake Pinegar (Penn State) vs. Idaho (08/31/19)
Yards punted	100.0 127 tied
Longest punt	10 Adam Korsak (Rutgers) vs. Iowa (09/07/19)
Punting avg	10 Daniel Kubiuk (Northwestern) vs. Wisconsin (09/28/19)
Punt returns	10 Isaac Armstrong (Nebraska) vs. Northwestern (10/05/19)
Punt return yards	10 Adam Korsak (Rutgers) vs. Indiana (10/12/19)
Longest punt return	10 Adam Korsak (Rutgers) vs. Ohio State (11/16/19)
Punt return TDs	476 Adam Korsak (Rutgers) vs. Iowa (09/07/19)
Punt return avg	473 Adam Korsak (Rutgers) vs. Indiana (10/12/19)
Kick returns	70 Blake Hayes (Illinois) vs. Michigan (10/12/19)
Kick return yards	69 Adam Korsak (Rutgers) vs. Iowa (09/07/19)
Longest kick return	69 Brooks Cormier (Purdue) vs. Minnesota (09/28/19)
Kick return TDs	61.0 Will Hart (Michigan) vs. Army West Point (09/07/19)
Kick return avg	59.0 Drue Chrisman (Ohio State) vs. Nebraska (09/28/19)
Combined PR/KR yards	59.0 JD Spielman (Nebraska) vs. South Ala. (08/31/19)
Interceptions	6 KJ Hamler (Penn State) vs. Purdue (10/05/19)
Interception return yards	5 Jack Dunn (Wisconsin) vs. Central Mich. (09/07/19)
Interception return avg	5 Peoples-Jones (Michigan) vs. Penn State (10/19/19)
Longest interception return	5 Peoples-Jones (Michigan) vs. Maryland (11/02/19)
Interception return TDs	80 JD Spielman (Nebraska) vs. South Ala. (08/31/19)
All-purpose yards	62 Jack Dunn (Wisconsin) vs. South Fla. (08/30/19)
Tackles	76 JD Spielman (Nebraska) vs. South Ala. (08/31/19)
Sacks	52 Garrett Wilson (Ohio State) vs. Miami (OH) (09/21/19)
Tackles for loss	1 JD Spielman (Nebraska) vs. South Ala. (08/31/19)
	52.0 Garrett Wilson (Ohio State) vs. Miami (OH) (09/21/19)
	36.0 Peoples-Jones (Michigan) vs. Iowa (10/05/19)
	7 Aaron Young (Rutgers) vs. Maryland (10/05/19)
	7 Javon Leake (Maryland) vs. Ohio State (11/09/19)
	175 Aaron Young (Rutgers) vs. Maryland (10/05/19)
	164 Javon Leake (Maryland) vs. Ohio State (11/09/19)
	100 Javon Leake (Maryland) vs. Rutgers (10/05/19)
	97 Giles Jackson (Michigan) vs. Maryland (11/02/19)
	97 Javon Leake (Maryland) vs. Michigan (11/02/19)
	1 Javon Leake (Maryland) vs. Rutgers (10/05/19)
	1 Giles Jackson (Michigan) vs. Maryland (11/02/19)
	1 Javon Leake (Maryland) vs. Michigan (11/02/19)
	1 Aron Cruickshank (Wisconsin) vs. Nebraska (11/16/19)
	61.0 Javon Leake (Maryland) vs. Rutgers (10/05/19)
	60.5 Giles Jackson (Michigan) vs. Maryland (11/02/19)
	175 Aaron Young (Rutgers) vs. Maryland (10/05/19) [Opr,175kr]
	164 Javon Leake (Maryland) vs. Ohio State (11/09/19) [Opr,164kr]
	2 7 tied
	96 Damon Arnette (Ohio State) vs. Indiana (09/14/19)
	96 Sydney Brown (Illinois) vs. Michigan State (11/09/19)
	96.0 Damon Arnette (Ohio State) vs. Indiana (09/14/19)
	72.0 Coney Durr (Minnesota) vs. Maryland (10/27/19)
	96 Damon Arnette (Ohio State) vs. Indiana (09/14/19)
	76 Sydney Brown (Illinois) vs. Michigan State (11/09/19)
	1 14 tied
	279 Rondale Moore (Purdue) vs. Vanderbilt (09/07/19)
	258 Jonathan Taylor (Wisconsin) vs. Iowa (11/09/19)
	17 Ben Holt (Purdue) vs. TCU (09/14/19) [10-7]
	17 Dele Harding (Illinois) vs. Eastern Mich. (09/14/19) [7-10]
	4.0 Chase Young (Ohio State) vs. Wisconsin (10/27/19) [4-0]
	3.5 Oluwole Betiku Jr. (Illinois) vs. UConn (09/07/19) [3-1]
	5.0 Josh Uche (Michigan) vs. Illinois (10/12/19) [5-0]
	5.0 Chase Young (Ohio State) vs. Wisconsin (10/27/19) [5-0]



2019 Big Ten Football Statistics

Updated: November 18, 2019 at 12:06 PM (All Games)

Individual Stellar Games

200-Yard Rushing Performances

- 250 Jonathan Taylor (Wisconsin) vs. Iowa (Nov 9, 2019)
- 220 Evan Hull (Northwestern) vs. Massachusetts (Nov 16, 2019)
- 211 Rodney Smith (Minnesota) vs. Illinois (Oct 5, 2019)
- 204 Jonathan Taylor (Wisconsin) vs. Nebraska (Nov 16, 2019)
- 203 Jonathan Taylor (Wisconsin) vs. Michigan (Sep 21, 2019)

100-Yard Rushing Performances

- 250 Jonathan Taylor (Wisconsin) vs. Iowa (Nov 9, 2019)
- 220 Evan Hull (Northwestern) vs. Massachusetts (Nov 16, 2019)
- 211 Rodney Smith (Minnesota) vs. Illinois (Oct 5, 2019)
- 204 Jonathan Taylor (Wisconsin) vs. Nebraska (Nov 16, 2019)
- 203 Jonathan Taylor (Wisconsin) vs. Michigan (Sep 21, 2019)
- 193 J.K. Dobbins (Ohio State) vs. Indiana (Sep 14, 2019)
- 192 Elijah Collins (Michigan State) vs. Western Michigan (Sep 7, 2019)
- 188 Dedrick Mills (Nebraska) vs. Wisconsin (Nov 16, 2019)
- 186 Jonathan Taylor (Wisconsin) vs. Kent St. (Oct 5, 2019)
- 177 J.K. Dobbins (Ohio State) vs. Nebraska (Sep 28, 2019)
- 172 J.K. Dobbins (Ohio State) vs. Michigan State (Oct 5, 2019)
- 170 Elijah Collins (Michigan State) vs. Illinois (Nov 9, 2019)
- 164 Stevie Scott III (Indiana) vs. Rutgers (Oct 12, 2019)
- 163 J.K. Dobbins (Ohio State) vs. Wisconsin (Oct 27, 2019)
- 158 Javon Leake (Maryland) vs. Indiana (Oct 19, 2019)
- 156 Isaih Pacheco (Rutgers) vs. Massachusetts (Aug 30, 2019)
- 149 Hassan Haskins (Michigan) vs. Notre Dame (Oct 26, 2019)
- 146 Kyric McGowan (Northwestern) vs. Purdue (Nov 9, 2019)
- 144 Reggie Corbin (Illinois) vs. Eastern Mich. (Sep 14, 2019)
- 141 J.K. Dobbins (Ohio State) vs. Cincinnati (Sep 7, 2019)
- 141 Drake Anderson (Northwestern) vs. UNLV (Sep 14, 2019)
- 139 Rodney Smith (Minnesota) vs. Nebraska (Oct 12, 2019)
- 135 Jonathan Taylor (Wisconsin) vs. South Fla. (Aug 30, 2019)
- 134 Reggie Corbin (Illinois) vs. Nebraska (Sep 22, 2019)
- 132 Jonathan Taylor (Wisconsin) vs. Illinois (Oct 19, 2019)
- 132 Anthony McFarland (Maryland) vs. Temple (Sep 14, 2019)
- 131 Dre Brown (Illinois) vs. Purdue (Oct 26, 2019)
- 131 Toren Young (Iowa) vs. Middle Tenn. (Sep 28, 2019)
- 125 Hassan Haskins (Michigan) vs. Illinois (Oct 12, 2019)
- 124 Journey Brown (Penn State) vs. Minnesota (Nov 10, 2019)
- 121 J.K. Dobbins (Ohio State) vs. Northwestern (Oct 18, 2019)
- 119 Jonathan Taylor (Wisconsin) vs. Northwestern (Sep 28, 2019)
- 118 Adrian Martinez (Nebraska) vs. Illinois (Sep 22, 2019)
- 118 Johnny Langan (Rutgers) vs. Liberty (Oct 26, 2019)
- 116 Z. Charbonnet (Michigan) vs. Illinois (Oct 12, 2019)
- 116 Dedrick Mills (Nebraska) vs. Northern Ill. (Sep 14, 2019)
- 116 Stevie Scott III (Indiana) vs. Northwestern (Nov 2, 2019)
- 115 Rodney Smith (Minnesota) vs. Purdue (Sep 28, 2019)
- 111 Master Teague (Ohio State) vs. Maryland (Nov 9, 2019)
- 111 Shannon Brooks (Minnesota) vs. Illinois (Oct 5, 2019)
- 111 Rodney Smith (Minnesota) vs. Rutgers (Oct 20, 2019)
- 109 Journey Brown (Penn State) vs. Pittsburgh (Sep 14, 2019)
- 108 Stevie Scott III (Indiana) vs. Maryland (Oct 19, 2019)
- 107 Isaih Pacheco (Rutgers) vs. Liberty (Oct 26, 2019)
- 107 Devyn Ford (Penn State) vs. Idaho (Aug 31, 2019)
- 107 Tyrrell Pigrome (Maryland) vs. Purdue (Oct 12, 2019)
- 107 Javon Leake (Maryland) vs. Syracuse (Sep 7, 2019)
- 106 Master Teague (Ohio State) vs. Indiana (Sep 14, 2019)
- 105 Noah Cain (Penn State) vs. Purdue (Oct 5, 2019)
- 103 Rodney Smith (Minnesota) vs. Maryland (Oct 27, 2019)
- 102 Noah Cain (Penn State) vs. Iowa (Oct 12, 2019)
- 102 Jonathan Taylor (Wisconsin) vs. Central Mich. (Sep 7, 2019)
- 100 Z. Charbonnet (Michigan) vs. Army West Point (Sep 7, 2019)
- 100 Journey Brown (Penn State) vs. Indiana (Nov 16, 2019)

Number of 100-Yard Rushing Performances

- Jonathan Taylor, Wisconsin - 8
- J.K. Dobbins, Ohio State - 6
- Rodney Smith, Minnesota - 5
- Journey Brown, Penn State - 3
- Stevie Scott III, Indiana - 3
- Dedrick Mills, Nebraska - 2
- Elijah Collins, Michigan State - 2
- Hassan Haskins, Michigan - 2
- Isaih Pacheco, Rutgers - 2

Javon Leake, Maryland - 2
Master Teague, Ohio State - 2
Noah Cain, Penn State - 2
Reggie Corbin, Illinois - 2
Z. Charbonnet, Michigan - 2
Adrian Martinez, Nebraska - 1
Anthony McFarland, Maryland - 1
Devyn Ford, Penn State - 1
Drake Anderson, Northwestern - 1
Dre Brown, Illinois - 1
Evan Hull, Northwestern - 1
Johnny Langan, Rutgers - 1
Kyric McGowan, Northwestern - 1
Shannon Brooks, Minnesota - 1
Toren Young, Iowa - 1
Tyrrell Pigrome, Maryland - 1

500-Yard+ Passing Performances

509 Elijah Sindelar (Purdue) vs. Vanderbilt (Sep 7, 2019)

400-Yard Passing Performances

509 Elijah Sindelar (Purdue) vs. Vanderbilt (Sep 7, 2019)
423 Elijah Sindelar (Purdue) vs. Nevada (Aug 30, 2019)
420 Jack Plummer (Purdue) vs. Maryland (Oct 12, 2019)

300-Yard Passing Performances

509 Elijah Sindelar (Purdue) vs. Vanderbilt (Sep 7, 2019)
423 Elijah Sindelar (Purdue) vs. Nevada (Aug 30, 2019)
420 Jack Plummer (Purdue) vs. Maryland (Oct 12, 2019)
398 Sean Clifford (Penn State) vs. Maryland (Sep 27, 2019)
396 Tanner Morgan (Minnesota) vs. Purdue (Sep 28, 2019)
384 Shea Patterson (Michigan) vs. Michigan State (Nov 16, 2019)
371 Peyton Ramsey (Indiana) vs. Penn State (Nov 16, 2019)
369 Brandon Peters (Illinois) vs. Michigan State (Nov 9, 2019)
368 Tanner Morgan (Minnesota) vs. Iowa (Nov 16, 2019)
363 Jack Coan (Wisconsin) vs. Central Mich. (Sep 7, 2019)
351 Peyton Ramsey (Indiana) vs. Nebraska (Oct 27, 2019)
340 Sean Clifford (Penn State) vs. Minnesota (Nov 10, 2019)
340 McLane Carter (Rutgers) vs. Massachusetts (Aug 30, 2019)
339 Tanner Morgan (Minnesota) vs. Penn State (Nov 10, 2019)
328 Adrian Martinez (Nebraska) vs. Illinois (Sep 22, 2019)
327 Jack Plummer (Purdue) vs. Iowa (Oct 19, 2019)
326 Michael Penix Jr. (Indiana) vs. Ball State (Aug 31, 2019)
314 Brian Lewerke (Michigan State) vs. Western Michigan (Sep 7, 2019)
305 Justin Fields (Ohio State) vs. Rutgers (Nov 16, 2019)
304 Artur Sitkowski (Rutgers) vs. Boston College (Sep 21, 2019)
300 Brian Lewerke (Michigan State) vs. Indiana (Sep 28, 2019)

Number of 300-Yard Passing Performances

Tanner Morgan, Minnesota - 3
Brian Lewerke, Michigan State - 2
Elijah Sindelar, Purdue - 2
Jack Plummer, Purdue - 2
Peyton Ramsey, Indiana - 2
Sean Clifford, Penn State - 2
Adrian Martinez, Nebraska - 1
Artur Sitkowski, Rutgers - 1
Brandon Peters, Illinois - 1
Jack Coan, Wisconsin - 1
Justin Fields, Ohio State - 1
McLane Carter, Rutgers - 1
Michael Penix Jr., Indiana - 1
Shea Patterson, Michigan - 1

200-Yard Receiving Performances

220 Rondale Moore (Purdue) vs. Vanderbilt (Sep 7, 2019)
203 Rashod Bateman (Minnesota) vs. Penn State (Nov 10, 2019)

100-Yard Receiving Performances

220 Rondale Moore (Purdue) vs. Vanderbilt (Sep 7, 2019)
203 Rashod Bateman (Minnesota) vs. Penn State (Nov 10, 2019)
197 David Bell (Purdue) vs. Iowa (Oct 19, 2019)
185 Darrell Stewart (Michigan State) vs. Western Michigan (Sep 7, 2019)
182 Whop Philyor (Indiana) vs. Rutgers (Oct 12, 2019)
178 Whop Philyor (Indiana) vs. Nebraska (Oct 27, 2019)
178 Josh Imatorbhebhe (Illinois) vs. Michigan State (Nov 9, 2019)
177 Rashod Bateman (Minnesota) vs. Purdue (Sep 28, 2019)
170 Tyler Johnson (Minnesota) vs. Iowa (Nov 16, 2019)
160 JD Spielman (Nebraska) vs. Illinois (Sep 22, 2019)
150 Ronnie Bell (Michigan) vs. Michigan State (Nov 16, 2019)
142 Whop Philyor (Indiana) vs. Michigan State (Sep 28, 2019)
140 Tyler Johnson (Minnesota) vs. Georgia Southern (Sep 14, 2019)
140 Brycen Hopkins (Purdue) vs. Maryland (Oct 12, 2019)
139 Chris Olave (Ohio State) vs. Rutgers (Nov 16, 2019)

138 David Bell (Purdue) vs. Maryland (Oct 12, 2019)
 132 Rashod Bateman (Minnesota) vs. South Dakota St. (Aug 29, 2019)
 131 Ty Fryfogle (Indiana) vs. Penn State (Nov 16, 2019)
 130 Raheem Blackshear (Rutgers) vs. Boston College (Sep 21, 2019)
 130 Tyler Johnson (Minnesota) vs. Rutgers (Oct 20, 2019)
 130 Tyrone Tracy (Iowa) vs. Wisconsin (Nov 9, 2019)
 130 Quintez Cephus (Wisconsin) vs. Central Mich. (Sep 7, 2019)
 128 Cody White (Michigan State) vs. Illinois (Nov 9, 2019)
 127 Bo Melton (Rutgers) vs. Massachusetts (Aug 30, 2019)
 126 Raheem Blackshear (Rutgers) vs. Massachusetts (Aug 30, 2019)
 124 Rondale Moore (Purdue) vs. Nevada (Aug 30, 2019)
 123 Wan'Dale Robinson (Nebraska) vs. Northwestern (Oct 5, 2019)
 123 JD Spielman (Nebraska) vs. Purdue (Nov 2, 2019)
 121 Darrell Stewart (Michigan State) vs. Arizona St. (Sep 14, 2019)
 119 KJ Hamler (Penn State) vs. Minnesota (Nov 10, 2019)
 118 Maurice Washington (Nebraska) vs. Colorado (Sep 7, 2019)
 117 Darrell Stewart (Michigan State) vs. Indiana (Sep 28, 2019)
 115 David Bell (Purdue) vs. Northwestern (Nov 9, 2019)
 115 KJ Hamler (Penn State) vs. Idaho (Aug 31, 2019)
 114 David Bell (Purdue) vs. Minnesota (Sep 28, 2019)
 113 Smith-Marsette (Iowa) vs. Rutgers (Sep 7, 2019)
 112 JD Spielman (Nebraska) vs. Colorado (Sep 7, 2019)
 110 Donovan Hale (Indiana) vs. Eastern Ill. (Sep 7, 2019)
 109 Jahan Dotson (Penn State) vs. Buffalo (Sep 7, 2019)
 109 Tyler Johnson (Minnesota) vs. Nebraska (Oct 12, 2019)
 108 KJ Hamler (Penn State) vs. Michigan (Oct 19, 2019)
 108 KJ Hamler (Penn State) vs. Maryland (Sep 27, 2019)
 106 Brandon Smith (Iowa) vs. Purdue (Oct 19, 2019)
 105 Rashod Bateman (Minnesota) vs. Fresno St. (Sep 7, 2019)
 105 Dontay Demus (Maryland) vs. Purdue (Oct 12, 2019)
 104 Tyler Johnson (Minnesota) vs. Penn State (Nov 10, 2019)
 103 Nick Westbrook (Indiana) vs. Ball State (Aug 31, 2019)
 102 Josh Imatorbhebhe (Illinois) vs. Michigan (Oct 12, 2019)
 101 Pat Freiermuth (Penn State) vs. Minnesota (Nov 10, 2019)
 100 Dontay Demus (Maryland) vs. Howard (Aug 31, 2019)

Number of 100-Yard Receiving Performances

Tyler Johnson, Minnesota - 5
 David Bell, Purdue - 4
 KJ Hamler, Penn State - 4
 Rashod Bateman, Minnesota - 4
 Darrell Stewart, Michigan State - 3
 JD Spielman, Nebraska - 3
 Whop Philyor, Indiana - 3
 Dontay Demus, Maryland - 2
 Josh Imatorbhebhe, Illinois - 2
 Raheem Blackshear, Rutgers - 2
 Rondale Moore, Purdue - 2
 Smith-Marsette, Iowa - 1
 Bo Melton, Rutgers - 1
 Brandon Smith, Iowa - 1
 Brycen Hopkins, Purdue - 1
 Chris Olave, Ohio State - 1
 Cody White, Michigan State - 1
 Donovan Hale, Indiana - 1
 Jahan Dotson, Penn State - 1
 Maurice Washington, Nebraska - 1
 Nick Westbrook, Indiana - 1
 Pat Freiermuth, Penn State - 1
 Quintez Cephus, Wisconsin - 1
 Ronnie Bell, Michigan - 1
 Ty Fryfogle, Indiana - 1
 Tyrone Tracy, Iowa - 1
 Wan'Dale Robinson, Nebraska - 1



2019 Big Ten Football Statistics

Updated: November 18, 2019 at 12:06 PM (All Games)

Team Highs (highest totals made by)

Points	79 Penn State vs. Idaho (08/31/19)
Points scored kicking	76 Ohio State vs. Miami (OH) (09/21/19)
Touchdowns	19 Penn State vs. Idaho (08/31/19) [3fg,10pat]
	15 Michigan State vs. Western Michigan (09/07/19) [3fg,6pat]
	11 Ohio State vs. Miami (OH) (09/21/19)
	10 Maryland vs. Howard (08/31/19)
	10 Ohio State vs. Maryland (11/09/19)
	10 Penn State vs. Idaho (08/31/19)
Total Offense yards	705 Ohio State vs. Maryland (11/09/19) [383r,322p]
Total Offense plays	674 Nebraska vs. Illinois (09/22/19) [346r,328p]
Total Offense yards/play	98 Nebraska vs. Illinois (09/22/19) [64r,34p]
	94 Ohio State vs. Maryland (11/09/19) [56r,38p]
Yards per rush	8.7 Michigan State vs. Western Michigan (09/07/19)
	8.7 Minnesota vs. Purdue (09/28/19)
Longest rush	7.9 Maryland vs. Syracuse (09/07/19)
	7.5 Ohio State vs. Northwestern (10/18/19)
Passing yards	85 Penn State vs. Pittsburgh (09/14/19)
	81 Penn State vs. Idaho (08/31/19)
Passing attempts	509 Purdue vs. Vanderbilt (09/07/19)
	441 Indiana vs. Eastern Ill. (09/07/19)
Passing TDs	52 Purdue vs. Nevada (08/30/19)
	52 Purdue vs. Vanderbilt (09/07/19)
Longest pass	7 Ohio State vs. Miami (OH) (09/21/19)
	6 Ohio State vs. Rutgers (11/16/19)
Passes completed	83 Illinois vs. Michigan State (11/09/19)
	80 Maryland vs. Rutgers (10/05/19)
Had intercepted	34 Purdue vs. Northwestern (11/09/19)
Pass completion pct	34 Purdue vs. Nevada (08/30/19)
	34 Purdue vs. Vanderbilt (09/07/19)
	3 7 tied
Passing yards per attempt	95.5 Minnesota vs. Purdue (09/28/19)
	90.0 Minnesota vs. Penn State (11/10/19)
Yards per catch	18.0 Minnesota vs. Purdue (09/28/19)
	17.0 Minnesota vs. Penn State (11/10/19)
Field goals attempted	20.0 Illinois vs. Rutgers (11/02/19)
	19.3 Illinois vs. Wisconsin (10/19/19)
	4 Indiana vs. Ball State (08/31/19)
	4 Iowa vs. Iowa St. (09/14/19)
	4 Iowa vs. Purdue (10/19/19)
	4 Michigan State vs. Tulsa (08/30/19)
	4 Wisconsin vs. Illinois (10/19/19)
Field goals made	4 Indiana vs. Ball State (08/31/19)
	4 Iowa vs. Iowa St. (09/14/19)
	4 Iowa vs. Purdue (10/19/19)
	4 Michigan State vs. Tulsa (08/30/19)
Longest field goal	57 Illinois vs. Eastern Mich. (09/14/19)
Field goals pct	57 Penn State vs. Pittsburgh (09/14/19)
	100.0 67 tied



2019 Big Ten Football Statistics

Updated: November 18, 2019 at 12:06 PM (All Games)

PAT kicks attempted	11 Maryland vs. Howard (08/31/19)
PAT kicks made	11 Ohio State vs. Miami (OH) (09/21/19)
	11 Maryland vs. Howard (08/31/19)
	10 Ohio State vs. Miami (OH) (09/21/19)
	10 Ohio State vs. Maryland (11/09/19)
	10 Penn State vs. Idaho (08/31/19)
PAT kick pct	100.0 117 tied
2-point PAT attempts	2 7 tied
2-point PAT made	1 7 tied
Punts	12 Purdue vs. Penn State (10/05/19)
	10 5 tied
Longest punt	70 Illinois vs. Michigan (10/12/19)
	69 Purdue vs. Minnesota (09/28/19)
	69 Rutgers vs. Iowa (09/07/19)
Yards punted	476 Rutgers vs. Iowa (09/07/19)
	473 Rutgers vs. Indiana (10/12/19)
Punting average	61.0 Michigan vs. Army West Point (09/07/19) [1-61]
	59.0 Penn State vs. Nebraska (09/28/19) [1-59]
	59.0 Ohio State vs. Nebraska (09/28/19) [1-59]
Punt returns	7 Penn State vs. Purdue (10/05/19)
	7 Wisconsin vs. Central Mich. (09/07/19)
Punt return yards	80 Nebraska vs. South Ala. (08/31/19)
	76 Michigan vs. Michigan State (11/16/19)
Punt return avg	25.3 tied
Punt return TDs	1 Nebraska vs. South Ala. (08/31/19)
Longest punt return	76 Nebraska vs. South Ala. (08/31/19)
	52 Ohio State vs. Miami (OH) (09/21/19)
Kick returns	7 Indiana vs. Ohio State (09/14/19)
	7 Maryland vs. Ohio State (11/09/19)
	7 Rutgers vs. Maryland (10/05/19)
Kick return yards	175 Rutgers vs. Maryland (10/05/19)
	164 Maryland vs. Ohio State (11/09/19)
Kick return avg	60.5 tied
Kick return TDs	1 Maryland vs. Michigan (11/02/19)
	1 Maryland vs. Rutgers (10/05/19)
	1 Michigan vs. Maryland (11/02/19)
	1 Wisconsin vs. Nebraska (11/16/19)
Longest kick return	100 Maryland vs. Rutgers (10/05/19)
	97 Maryland vs. Michigan (11/02/19)
	97 Michigan vs. Maryland (11/02/19)
Interception returns	3 8 tied
Interception return yards	102 Minnesota vs. Maryland (10/27/19)
	96 Ohio State vs. Indiana (09/14/19)
Interception return avg	68.0 tied
Interception return TDs	1 14 tied
Longest interception return	96 Ohio State vs. Indiana (09/14/19)
	76 Illinois vs. Michigan State (11/09/19)



2019 Big Ten Football Statistics

Updated: November 18, 2019 at 12:06 PM (All Games)

Fumbles lost	4 Nebraska vs. Illinois (09/22/19)
	3 Michigan vs. Army West Point (09/07/19)
	3 Minnesota vs. Fresno St. (09/07/19)
	3 Northwestern vs. Indiana (11/02/19)
	3 Purdue vs. Nevada (08/30/19)
Fumbles recovered	2 Illinois vs. Nebraska (09/22/19)
	1 22 tied
Sacked by opponent	10 Purdue vs. Penn State (10/05/19)
	8 Iowa vs. Michigan (10/05/19)
QB Sacks	10 Penn State vs. Purdue (10/05/19)
	9 Wisconsin vs. Kent St. (10/05/19)
Turnovers committed	5 Purdue vs. Nevada (08/30/19)
	4 6 tied
Turnovers caused	5 Nebraska vs. South Ala. (08/31/19)
	4 5 tied
First downs	40 Ohio State vs. Maryland (11/09/19)
	37 Wisconsin vs. Central Mich. (09/07/19)
First downs rushing	22 Ohio State vs. Maryland (11/09/19)
	21 Minnesota vs. Maryland (10/27/19)
First downs passing	22 Wisconsin vs. Central Mich. (09/07/19)
	20 Purdue vs. Vanderbilt (09/07/19)
First downs by penalty	6 Indiana vs. Northwestern (11/02/19)
	6 Maryland vs. Ohio State (11/09/19)
Penalties	14 Michigan State vs. Tulsa (08/30/19)
	13 Ohio State vs. Maryland (11/09/19)
Penalty yards	141 Ohio State vs. Maryland (11/09/19)
	122 Michigan State vs. Tulsa (08/30/19)



2019 Big Ten Football Statistics

Updated: November 18, 2019 at 12:06 PM (Conference Games Only)

SCORING OFFENSE	G	TD	FG	XP	2XP	DXP	SAF	PTS.	AVG./G
Ohio State	7	47	7	47	0	0	1	352	50.3
Minnesota	7	34	7	31	0	0	0	256	36.6
Penn State	7	30	6	27	1	0	0	227	32.4
Michigan	7	29	6	27	1	0	0	221	31.6
Indiana	7	26	9	24	1	0	0	209	29.9
Illinois	7	26	7	24	1	0	0	203	29.0
Wisconsin	7	23	9	23	0	0	0	188	26.9
Purdue	7	20	7	18	0	0	0	159	22.7
Nebraska	7	19	5	17	1	0	0	148	21.1
Iowa	7	13	16	10	0	0	0	136	19.4
Michigan State	7	16	7	15	0	0	0	132	18.9
Maryland	7	17	1	16	0	0	0	121	17.3
Northwestern	7	7	5	4	0	0	1	63	9.0
Rutgers	7	6	1	6	0	0	0	45	6.4

SCORING DEFENSE	G	TD	FG	XP	2XP	DXP	SAF	PTS.	AVG./G
Ohio State	7	9	3	9	0	0	0	72	10.3
Iowa	7	10	7	9	0	0	0	90	12.9
Penn State	7	13	5	12	0	0	0	105	15.0
Michigan	7	14	3	13	1	0	0	108	15.4
Minnesota	7	15	6	13	0	0	0	121	17.3
Wisconsin	7	17	6	12	1	0	0	134	19.1
Purdue	7	23	8	22	0	0	1	186	26.6
Indiana	7	24	6	23	0	0	1	187	26.7
Illinois	7	25	8	21	1	0	0	197	28.1
Northwestern	7	24	10	24	0	0	0	198	28.3
Michigan State	7	28	9	25	1	0	0	222	31.7
Nebraska	7	30	9	27	1	0	0	236	33.7
Rutgers	7	41	5	40	0	0	0	301	43.0
Maryland	7	40	8	39	0	0	0	303	43.3

TOTAL OFFENSE	G	RUSH	PASS	PLAYS	YARDS	AVG/P	TD	AVG./G
Ohio State	7	2140	1699	527	3839	7.3	46	548.4
Minnesota	7	1449	1808	465	3257	7.0	32	465.3
Indiana	7	897	2124	502	3021	6.0	25	431.6
Nebraska	7	1435	1470	498	2905	5.8	19	415.0
Penn State	7	1155	1692	497	2847	5.7	30	406.7
Michigan	7	975	1771	470	2746	5.8	28	392.3
Wisconsin	7	1570	1128	463	2698	5.8	19	385.4
Purdue	7	618	1872	510	2490	4.9	19	355.7
Iowa	7	694	1610	455	2304	5.1	13	329.1
Michigan State	7	760	1464	478	2224	4.7	15	317.7
Illinois	7	999	1116	440	2115	4.8	20	302.1
Maryland	7	888	1098	412	1986	4.8	15	283.7
Northwestern	7	952	896	506	1848	3.7	7	264.0
Rutgers	7	785	572	406	1357	3.3	6	193.9

TOTAL DEFENSE	G	RUSH	PASS	PLAYS	YARDS	AVG/P	TD	AVG./G
Ohio State	7	705	828	422	1533	3.6	9	219.0
Michigan	7	754	1138	452	1892	4.2	13	270.3
Iowa	7	835	1317	460	2152	4.7	10	307.4
Minnesota	7	880	1288	452	2168	4.8	13	309.7
Penn State	7	547	1645	475	2192	4.6	13	313.1
Wisconsin	7	932	1305	433	2237	5.2	17	319.6
Northwestern	7	992	1448	473	2440	5.2	22	348.6
Indiana	7	1194	1310	451	2504	5.6	22	357.7
Michigan State	7	986	1740	497	2726	5.5	26	389.4
Purdue	7	1196	1595	472	2791	5.9	22	398.7
Nebraska	7	1637	1371	486	3008	6.2	29	429.7
Illinois	7	1724	1414	537	3138	5.8	25	448.3
Rutgers	7	1414	1908	482	3322	6.9	36	474.6
Maryland	7	1521	2013	537	3534	6.6	37	504.9

RUSHING OFFENSE	G	ATT.	YARDS	AVG/A	LONG	TD	AVG./G
Ohio State	7	331	2140	6	73	21	305.7
Wisconsin	7	307	1570	5	72	13	224.3
Minnesota	7	304	1449	5	64	16	207.0
Nebraska	7	308	1435	5	56	14	205.0
Penn State	7	280	1155	4	45	14	165.0
Illinois	7	267	999	4	66	12	142.7
Michigan	7	250	975	4	39	16	139.3
Northwestern	7	281	952	3	79	4	136.0
Indiana	7	242	897	4	57	12	128.1
Maryland	7	226	888	4	80	9	126.9
Rutgers	7	262	785	3	40	4	112.1
Michigan State	7	234	760	3	42	6	108.6
Iowa	7	226	694	3	31	4	99.1
Purdue	7	217	618	3	26	6	88.3

RUSHING DEFENSE	G	ATT.	YARDS	AVG/A	LONG	TD	AVG./G
Penn State	7	235	547	2.3	29	7	78.1
Ohio State	7	250	705	2.8	56	4	100.7
Michigan	7	264	754	2.9	72	8	107.7
Iowa	7	237	835	3.5	42	4	119.3
Minnesota	7	226	880	3.9	45	7	125.7
Wisconsin	7	226	932	4.1	45	7	133.1
Michigan State	7	265	986	3.7	67	9	140.9
Northwestern	7	265	992	3.7	73	10	141.7
Indiana	7	269	1194	4.4	60	12	170.6
Purdue	7	272	1196	4.4	79	13	170.9
Rutgers	7	279	1414	5.1	80	17	202.0
Maryland	7	301	1521	5.1	39	22	217.3
Nebraska	7	293	1637	5.6	66	19	233.9
Illinois	7	353	1724	4.9	64	12	246.3

PASSING OFFENSE	G	COMP-ATT-INT	PCT.	YDS.	AVG./A	TD	AVG./G
Indiana	7	182-260-4	.700	2124	8.2	13	303.4
Purdue	7	184-293-8	.628	1872	6.4	13	267.4
Minnesota	7	109-161-3	.677	1808	11.2	16	258.3
Michigan	7	126-220-5	.573	1771	8.1	12	253.0
Ohio State	7	127-196-1	.648	1699	8.7	25	242.7
Penn State	7	127-217-6	.585	1692	7.8	16	241.7
Iowa	7	133-229-5	.581	1610	7.0	9	230.0
Nebraska	7	115-190-5	.605	1470	7.7	5	210.0
Michigan State	7	123-244-10	.504	1464	6.0	9	209.1
Wisconsin	7	109-156-3	.699	1128	7.2	6	161.1
Illinois	7	85-173-3	.491	1116	6.5	8	159.4
Maryland	7	99-186-9	.532	1098	5.9	6	156.9
Northwestern	7	111-225-9	.493	896	4.0	3	128.0
Rutgers	7	71-144-10	.493	572	4.0	2	81.7

PASSING DEFENSE	G	COMP-ATT-INT	PCT.	YDS.	AVG./A	TD	AVG./G
Ohio State	7	85-172-10	.494	828	4.8	5	118.3
Michigan	7	110-188-6	.585	1138	6.1	5	162.6
Minnesota	7	118-226-11	.522	1288	5.7	6	184.0
Wisconsin	7	98-207-6	.473	1305	6.3	10	186.4
Indiana	7	100-182-1	.550	1310	7.2	10	187.1
Iowa	7	125-223-7	.561	1317	5.9	6	188.1
Nebraska	7	122-193-5	.632	1371	7.1	10	195.9
Illinois	7	105-184-7	.571	1414	7.7	13	202.0
Northwestern	7	130-208-3	.625	1448	7.0	12	206.9
Purdue	7	129-200-6	.645	1595	8.0	9	227.9
Penn State	7	142-240-6	.592	1645	6.9	6	235.0
Michigan State	7	151-232-6	.651	1740	7.5	17	248.6
Rutgers	7	127-203-2	.626	1908	9.4	19	272.6
Maryland	7	159-236-5	.674	2013	8.5	15	287.6



2019 Big Ten Football Statistics

Updated: November 18, 2019 at 12:06 PM (Conference Games Only)

PASSING EFFICIENCY	G	COMP-ATT-INT	PCT.	YDS.	AVG./G	TD	EFFIC.
Minnesota	7	109-161-3	.677	1808	258.3	16	191.1
Ohio State	7	127-196-1	.648	1699	242.7	25	178.7
Indiana	7	182-260-4	.700	2124	303.4	13	152.0
Penn State	7	127-217-6	.585	1692	241.7	16	142.8
Wisconsin	7	109-156-3	.699	1128	161.1	6	139.5
Michigan	7	126-220-5	.573	1771	253.0	12	138.3
Nebraska	7	115-190-5	.605	1470	210.0	5	128.9
Iowa	7	133-229-5	.581	1610	230.0	9	125.7
Purdue	7	184-293-8	.628	1872	267.4	13	125.6
Illinois	7	85-173-3	.491	1116	159.4	8	115.1
Michigan State	7	123-244-10	.504	1464	209.1	9	104.8
Maryland	7	99-186-9	.532	1098	156.9	6	103.8
Northwestern	7	111-225-9	.493	896	128.0	3	79.2
Rutgers	7	71-144-10	.493	572	81.7	2	73.4

INTERCEPTIONS	G	NO.	YARDS	TD	LONG	AVG.
Minnesota	7	11	195	2	96	17.7
Ohio State	7	10	126	1	96	12.6
Illinois	7	7	183	4	96	26.1
Iowa	7	7	13	0	96	1.9
Wisconsin	7	6	130	2	96	21.7
Purdue	7	6	107	1	96	17.8
Michigan State	7	6	65	0	96	10.8
Penn State	7	6	58	0	96	9.7
Michigan	7	6	9	0	96	1.5
Maryland	7	5	74	0	96	14.8
Nebraska	7	5	43	0	96	8.6
Northwestern	7	3	0	0	96	0.0
Rutgers	7	2	8	0	96	4.0
Indiana	7	1	0	0	96	0.0

PASS DEFENSE EFFICIENCY	G	COMP-ATT-INT	PCT.	YDS.	AVG./G	TD	EFFIC.
Ohio State	7	85-172-10	.494	828	118.3	5	87.8
Minnesota	7	118-226-11	.522	1288	184.0	6	99.1
Iowa	7	125-223-7	.561	1317	188.1	6	108.3
Wisconsin	7	98-207-6	.473	1305	186.4	10	110.4
Michigan	7	110-188-6	.585	1138	162.6	5	111.8
Penn State	7	142-240-6	.592	1645	235.0	6	120.0
Indiana	7	100-182-1	.550	1310	187.1	10	132.4
Nebraska	7	122-193-5	.632	1371	195.9	10	134.8
Northwestern	7	130-208-3	.625	1448	206.9	12	137.1
Illinois	7	105-184-7	.571	1414	202.0	13	137.3
Purdue	7	129-200-6	.645	1595	227.9	9	140.3
Michigan State	7	151-232-6	.651	1740	248.6	17	147.1
Maryland	7	159-236-5	.674	2013	287.6	15	155.8
Rutgers	7	127-203-2	.626	1908	272.6	19	170.4

PUNTING	G	NO.	YARDS	AVG/P	RET	AVG/R	TB	NET/P
Rutgers	7	56	2478	44.3	95	1.7	1	42.2
Michigan	7	29	1374	47.4	102	3.5	4	41.1
Illinois	7	50	2201	44.0	117	2.3	2	40.9
Penn State	7	36	1543	42.9	8	.2	4	40.4
Ohio State	7	23	975	42.4	18	.8	3	39.0
Maryland	7	51	2026	39.7	45	.9	1	38.5
Iowa	7	36	1506	41.8	71	2.0	3	38.2
Nebraska	7	33	1277	38.7	16	.5	2	37.0
Minnesota	7	23	854	37.1	-3	-0.1	1	36.4
Indiana	7	33	1274	38.6	41	1.2	2	36.2
Northwestern	7	52	1908	36.7	40	.8	0	35.9
Wisconsin	7	31	1253	40.4	82	2.6	3	35.8
Michigan State	7	46	1909	41.5	165	3.6	5	35.7
Purdue	7	46	1732	37.7	69	1.5	1	35.7

KICKOFF RETURNS	G	NO.	YDS.	TD	LONG	AVG.
Michigan	7	8	213	1	97	26.6
Maryland	7	30	759	2	100	25.3
Wisconsin	7	16	403	1	89	25.2
Northwestern	7	7	171	0	50	24.4
Illinois	7	17	369	0	38	21.7
Iowa	7	8	172	0	37	21.5
Ohio State	7	9	191	0	38	21.2
Penn State	7	15	315	0	40	21.0
Michigan State	7	11	210	0	31	19.1
Rutgers	7	26	494	0	48	19.0
Nebraska	7	16	294	0	30	18.4
Indiana	7	25	440	0	30	17.6
Minnesota	7	10	172	0	32	17.2
Purdue	7	21	328	0	38	15.6

KICKOFF COVERAGE	G	NO.	YARDS	AVG.	RET	TB	NET AVG
Illinois	7	38	2414	63.5	136	28	41.5
Wisconsin	7	39	2479	63.6	84	31	41.5
Iowa	7	35	2144	61.3	345	14	41.4
Penn State	7	41	2573	62.8	227	26	41.4
Indiana	7	42	2595	61.8	326	22	40.9
Ohio State	7	59	3155	53.5	505	11	40.3
Minnesota	7	47	2907	61.9	492	21	40.2
Northwestern	7	18	1099	61.1	184	8	39.7
Purdue	7	32	1951	61.0	228	19	39.0
Michigan State	7	29	1611	55.6	345	6	38.5
Michigan	7	41	2373	57.9	371	17	38.5
Nebraska	7	30	1770	59.0	551	4	37.3
Maryland	7	25	1461	58.4	523	2	35.5
Rutgers	7	13	739	56.8	214	3	34.6

PUNT RETURN AVG	G	NO.	YDS.	TD	LONG	AVG.
Michigan	7	24	223	0	50	9.3
Iowa	7	9	75	0	17	8.3
Northwestern	7	14	100	0	19	7.1
Wisconsin	7	13	85	0	21	6.5
Illinois	7	12	74	0	17	6.2
Michigan State	7	13	72	0	22	5.5
Purdue	7	6	33	0	17	5.5
Ohio State	7	12	56	0	23	4.7
Penn State	7	18	79	0	30	4.4
Indiana	7	7	23	0	10	3.3
Nebraska	7	7	18	0	10	2.6
Rutgers	7	8	19	0	12	2.4
Minnesota	7	5	7	0	11	1.4
Maryland	7	2	2	0	2	1.0

FIELD GOALS	G	MADE	ATT	PCT
Indiana	7	9	9	1.000
Iowa	7	16	18	.889
Purdue	7	7	8	.875
Ohio State	7	7	9	.778
Wisconsin	7	9	12	.750
Penn State	7	6	8	.750
Northwestern	7	5	7	.714
Illinois	7	7	10	.700
Minnesota	7	7	10	.700
Michigan State	7	7	11	.636
Nebraska	7	5	9	.556
Michigan	7	6	11	.546
Maryland	7	1	3	.333
Rutgers	7	1	4	.250



2019 Big Ten Football Statistics

Updated: November 18, 2019 at 12:06 PM (Conference Games Only)

PAT KICKING	G	MADE	ATT	PCT
Ohio State	7	47	47	1.000
Michigan	7	27	27	1.000
Wisconsin	7	23	23	1.000
Purdue	7	18	18	1.000
Michigan State	7	15	15	1.000
Iowa	7	10	10	1.000
Rutgers	7	6	6	1.000
Northwestern	7	4	4	1.000
Penn State	7	27	28	.964
Illinois	7	24	25	.960
Indiana	7	24	25	.960
Nebraska	7	17	18	.944
Maryland	7	16	17	.941
Minnesota	7	31	33	.939

OPPONENT 1ST DOWNS	G	RUSH	PASS	PEN	TOTAL	AVG./G
Ohio State	7	51	30	16	97	13.9
Iowa	7	44	66	5	115	16.4
Michigan	7	49	53	14	116	16.6
Wisconsin	7	47	58	17	122	17.4
Northwestern	7	48	61	16	125	17.9
Minnesota	7	48	70	8	126	18.0
Penn State	7	39	74	13	126	18.0
Purdue	7	59	70	9	138	19.7
Indiana	7	63	57	19	139	19.9
Michigan State	7	53	77	16	146	20.9
Nebraska	7	84	62	10	156	22.3
Illinois	7	84	67	9	160	22.9
Rutgers	7	68	79	16	163	23.3
Maryland	7	86	83	10	179	25.6

SACKS BY	G	NO	YARDS	AVG./G
Ohio State	7	28	176	4.00
Michigan	7	26	194	3.71
Wisconsin	7	23	193	3.29
Penn State	7	22	170	3.14
Iowa	7	20	97	2.86
Minnesota	7	17	131	2.43
Michigan State	7	16	124	2.29
Indiana	7	15	102	2.14
Nebraska	7	11	66	1.57
Purdue	7	10	70	1.43
Northwestern	7	10	55	1.43
Illinois	7	10	42	1.43
Rutgers	7	7	38	1.00
Maryland	7	7	37	1.00

3RD-DOWN CONVERSIONS	G	CONV.	ATT.	PCT
Ohio State	7	57	93	.613
Penn State	7	50	104	.481
Minnesota	7	38	80	.475
Nebraska	7	45	107	.421
Wisconsin	7	39	95	.411
Indiana	7	39	95	.411
Purdue	7	45	111	.405
Michigan	7	35	89	.393
Iowa	7	31	97	.320
Northwestern	7	38	120	.317
Rutgers	7	31	104	.298
Michigan State	7	28	100	.280
Maryland	7	26	94	.277
Illinois	7	25	97	.258

SACKS AGAINST	G	NO	YARDS	AVG./G
Michigan	7	10	83	1.43
Wisconsin	7	12	72	1.71
Minnesota	7	12	76	1.71
Penn State	7	13	72	1.86
Michigan State	7	13	81	1.86
Indiana	7	14	67	2.00
Northwestern	7	15	100	2.14
Iowa	7	16	139	2.29
Nebraska	7	17	105	2.43
Ohio State	7	17	112	2.43
Rutgers	7	18	110	2.57
Illinois	7	21	150	3.00
Purdue	7	21	163	3.00
Maryland	7	23	165	3.29

OPP. 3RD-DOWN CONV.	G	CONV.	ATT.	PCT
Ohio State	7	28	101	.277
Wisconsin	7	25	89	.281
Michigan	7	29	99	.293
Penn State	7	36	104	.346
Purdue	7	34	95	.358
Indiana	7	32	89	.360
Northwestern	7	42	108	.389
Illinois	7	41	105	.391
Iowa	7	42	107	.393
Minnesota	7	41	101	.406
Michigan State	7	44	105	.419
Rutgers	7	39	90	.433
Nebraska	7	42	91	.462
Maryland	7	52	102	.510

FIRST DOWNS	G	RUSH	PASS	PEN	TOTAL	AVG./G
Ohio State	7	103	83	15	201	28.7
Indiana	7	55	90	20	165	23.6
Minnesota	7	80	74	9	163	23.3
Penn State	7	62	79	11	152	21.7
Michigan	7	52	77	19	148	21.1
Nebraska	7	75	57	13	145	20.7
Purdue	7	40	90	10	140	20.0
Wisconsin	7	78	57	5	140	20.0
Michigan State	7	50	63	15	128	18.3
Iowa	7	40	73	12	125	17.9
Northwestern	7	50	53	16	119	17.0
Illinois	7	50	47	9	106	15.1
Maryland	7	48	41	16	105	15.0
Rutgers	7	40	23	8	71	10.1

4TH-DOWN CONVERSIONS	G	CONV.	ATT.	PCT
Michigan State	7	10	11	.909
Penn State	7	5	6	.833
Wisconsin	7	8	10	.800
Minnesota	7	7	10	.700
Iowa	7	9	13	.692
Purdue	7	4	6	.667
Michigan	7	9	14	.643
Maryland	7	6	12	.500
Ohio State	7	1	2	.500
Indiana	7	5	11	.455
Illinois	7	3	7	.429
Northwestern	7	4	16	.250
Nebraska	7	4	16	.250
Rutgers	7	1	7	.143



2019 Big Ten Football Statistics

Updated: November 18, 2019 at 12:06 PM (Conference Games Only)

OPP. 4TH-DOWN CONV	G	CONV.	ATT.	PCT
Iowa	7	2	8	.250
Ohio State	7	3	10	.300
Minnesota	7	4	10	.400
Purdue	7	5	11	.455
Michigan State	7	5	10	.500
Wisconsin	7	7	13	.539
Rutgers	7	6	11	.546
Illinois	7	7	12	.583
Northwestern	7	3	5	.600
Indiana	7	7	11	.636
Michigan	7	9	14	.643
Penn State	7	9	14	.643
Nebraska	7	3	4	.750
Maryland	7	6	8	.750

PENALTIES	G	NO	YARDS	AVG./G
Indiana	7	49	459	65.6
Ohio State	7	43	423	60.4
Penn State	7	38	417	59.6
Illinois	7	43	384	54.9
Northwestern	7	41	378	54.0
Maryland	7	45	377	53.9
Wisconsin	7	38	347	49.6
Rutgers	7	38	340	48.6
Nebraska	7	41	339	48.4
Michigan	7	41	338	48.3
Michigan State	7	34	332	47.4
Purdue	7	36	294	42.0
Iowa	7	30	253	36.1
Minnesota	7	28	251	35.9

OPPONENT PENALTIES	G	NO	YARDS	AVG./G
Wisconsin	7	24	194	27.7
Penn State	7	39	273	39.0
Illinois	7	34	277	39.6
Minnesota	7	32	294	42.0
Rutgers	7	35	306	43.7
Ohio State	7	37	344	49.1
Iowa	7	39	352	50.3
Indiana	7	37	354	50.6
Nebraska	7	36	356	50.9
Purdue	7	42	364	52.0
Northwestern	7	40	397	56.7
Maryland	7	47	448	64.0
Michigan	7	53	479	68.4
Michigan State	7	50	494	70.6

TIME OF POSSESSION	G	POSS. TIME	AVG./G
Wisconsin	7	251:33	35:56
Indiana	7	241:37	34:31
Minnesota	7	241:19	34:28
Ohio State	7	218:34	31:13
Iowa	7	218:08	31:09
Penn State	7	206:43	29:31
Purdue	7	206:35	29:30
Northwestern	7	205:48	29:24
Rutgers	7	201:31	28:47
Michigan	7	201:06	28:43
Michigan State	7	199:16	28:28
Nebraska	7	195:51	27:58
Illinois	7	177:06	25:18
Maryland	7	172:14	24:36

ON-SIDE KICKS AGAINST	G	RECOVERED	ATTEMPTS	PCT
Illinois	7	0	0	.000
Iowa	7	0	0	.000
Maryland	7	0	0	.000
Michigan State	7	0	0	.000
Minnesota	7	0	0	.000
Nebraska	7	0	0	.000
Penn State	7	0	0	.000
Wisconsin	7	0	0	.000
Indiana	7	0	1	1.000
Rutgers	7	0	1	1.000
Purdue	7	1	3	.333
Michigan	7	1	1	1.000
Northwestern	7	1	1	1.000
Ohio State	7	1	1	1.000

TURNOVER MARGIN	GAINED			LOST			MARGIN	PER/G	
	G	FUMB.	INT.	TOTAL	FUMB.	INT.			TOTAL
Illinois	7	13	7	20	4	3	7	+13	+1.86
Ohio State	7	6	10	16	5	1	6	+10	+1.43
Minnesota	7	0	11	11	2	3	5	+6	+0.86
Penn State	7	8	6	14	3	6	9	+5	+0.71
Wisconsin	7	6	6	12	7	3	10	+2	+0.29
Iowa	7	3	7	10	3	5	8	+2	+0.29
Indiana	7	9	1	10	4	4	8	+2	+0.29
Michigan	7	4	6	10	5	5	10	+0	+0.00
Purdue	7	3	6	9	4	8	12	-3	-0.43
Maryland	7	2	5	7	3	9	12	-5	-0.71
Nebraska	7	1	5	6	6	5	11	-5	-0.71
Michigan State	7	4	6	10	6	10	16	-6	-0.86
Northwestern	7	2	3	5	6	9	15	-10	-1.43
Rutgers	7	3	2	5	6	10	16	-11	-1.57

RED ZONE OFFENSE	G	SCORES	PCT	TDS (R-P)	FGS	TO
Purdue	7	23-24	.958	18 (6-12)	5-5	1
Iowa	7	17-18	.944	7 (4-3)	10-11	0
Minnesota	7	30-33	.909	23 (15-8)	7-8	0
Ohio State	7	37-41	.902	34 (17-17)	3-5	0
Indiana	7	29-33	.879	20 (12-8)	9-9	2
Penn State	7	24-28	.857	19 (11-8)	5-6	1
Michigan State	7	17-20	.850	13 (5-8)	4-5	2
Wisconsin	7	21-25	.840	13 (10-3)	8-11	0
Illinois	7	12-15	.800	10 (9-1)	2-3	1
Michigan	7	28-36	.778	22 (15-7)	6-9	2
Nebraska	7	20-28	.714	15 (13-2)	5-8	0
Northwestern	7	10-14	.714	6 (3-3)	4-6	0
Maryland	7	7-13	.539	6 (4-2)	1-3	2
Rutgers	7	4-8	.500	3 (3-0)	1-4	0

RED ZONE DEFENSE	G	SCORES	PCT	TDS (R-P)	FGS	TO
Ohio State	7	6-10	.600	4 (3-1)	2-3	1
Michigan	7	10-15	.667	8 (6-2)	2-4	1
Wisconsin	7	13-18	.722	11 (6-5)	2-2	3
Iowa	7	14-19	.737	7 (4-3)	7-9	1
Illinois	7	25-32	.781	19 (9-10)	6-9	1
Michigan State	7	22-27	.815	16 (7-9)	6-7	1
Minnesota	7	15-18	.833	10 (6-4)	5-6	1
Purdue	7	20-24	.833	14 (10-4)	6-9	0
Rutgers	7	27-32	.844	23 (15-8)	4-6	0
Indiana	7	18-21	.857	14 (7-7)	4-6	1
Penn State	7	13-15	.867	8 (7-1)	5-5	1
Maryland	7	40-45	.889	32 (22-10)	8-11	2
Northwestern	7	25-27	.926	18 (8-10)	7-9	0
Nebraska	7	31-33	.939	25 (17-8)	6-7	0

ON-SIDE KICKS BY	G	RECOVERED	ATTEMPTS	PCT
Michigan	7	1	1	1.000
Northwestern	7	1	1	1.000
Ohio State	7	1	1	1.000
Purdue	7	1	3	.333
Indiana	7	0	1	.000
Rutgers	7	0	1	.000
Illinois	7	0	0	.000
Iowa	7	0	0	.000
Maryland	7	0	0	.000
Michigan State	7	0	0	.000
Minnesota	7	0	0	.000
Nebraska	7	0	0	.000
Penn State	7	0	0	.000
Wisconsin	7	0	0	.000

ATTENDANCE	HOME	AWAY	TOTAL
Illinois	4-154802	3-161446	7-316248
Indiana	3-1259244	4-299294	7-425218
Iowa	4-267610	3-231641	7-499251
Maryland	3-126535	4-228218	7-354753
Michigan	3-333677	4-268890	7-602567
Michigan State	3-204716	4-336877	7-541593
Minnesota	4-179441	3-144576	7-324017
Nebraska	4-357302	3-138620	7-495922
Northwestern	4-166742	3-207133	7-373875
Ohio State	3-308817	4-218562	7-527379
Penn State	3-323528	4-244443	7-567971
Purdue	4-212266	3-212980	7-425246
Rutgers	3-90142	4-245177	7-335319
Wisconsin	4-315558	3-229203	7-544761



2019 Big Ten Football Statistics

Updated: November 18, 2019 at 12:06 PM (Conference Games Only)

RUSHING	G	ATT	YDS	AVG	TD	LONG	AVG/G
Jonathan Taylor, Wisconsin	7	179	1040	5.8	8	72	148.6
J.K. Dobbins, Ohio State	7	137	1005	7.3	9	68	143.6
Rodney Smith, Minnesota	7	132	776	5.9	7	64	110.9
Master Teague, Ohio State	7	84	601	7.2	4	73	85.9
Stevie Scott III, Indiana	7	113	585	5.2	5	57	83.6
Elijah Collins, Michigan State	7	111	461	4.2	4	40	65.9
Javon Leake, Maryland	7	66	449	6.8	5	60	64.1
Reggie Corbin, Illinois	7	92	426	4.6	4	66	60.9
Dedrick Mills, Nebraska	7	73	402	5.5	6	43	57.4
King Doerue, Purdue	7	99	366	3.7	5	26	52.3

PASSING AVG./GAME	G	COMP-ATT-INT	YDS	TD	AVG/G
Tanner Morgan, Minnesota	7	108-157-2	1769	16	252.7
Sean Clifford, Penn State	7	124-207-6	1669	16	238.4
Shea Patterson, Michigan	7	117-199-4	1647	11	235.3
Nate Stanley, Iowa	7	130-223-5	1602	9	228.9
Justin Fields, Ohio State	7	107-159-1	1483	21	211.9
Jack Plummer, Purdue	7	132-213-6	1424	10	203.4
Peyton Ramsey, Indiana	6	108-157-2	1200	5	200.0
Brian Lewerke, Michigan State	7	115-221-8	1381	9	197.3
Jack Coan, Wisconsin	7	109-156-3	1128	6	161.1

PASS EFFICIENCY	G	COMP-ATT-INT	YDS	TD	EFF
Tanner Morgan, Minnesota	7	108-157-2	1769	16	194.5
Justin Fields, Ohio State	7	107-159-1	1483	21	188.0
Sean Clifford, Penn State	7	124-207-6	1669	16	147.3
Shea Patterson, Michigan	7	117-199-4	1647	11	142.5
Peyton Ramsey, Indiana	6	108-157-2	1200	5	141.0
Jack Coan, Wisconsin	7	109-156-3	1128	6	139.5
Jack Plummer, Purdue	7	132-213-6	1424	10	128.0
Nate Stanley, Iowa	7	130-223-5	1602	9	127.5
Brandon Peters, Illinois	6	54-112-3	799	7	123.4
Brian Lewerke, Michigan State	7	115-221-8	1381	9	110.7

RECEPTIONS/GAME	G	NO	YDS	TD	LONG	YDS/G	REC/G
David Bell, Purdue	7	59	661	4	54	94.4	8.4
Whop Philyor, Indiana	7	47	675	2	56	96.4	6.7
Tyler Johnson, Minnesota	7	42	661	6	56	94.4	6.0
Wan'Dale Robinson, Nebraska	6	31	337	2	49	56.2	5.2
KJ Hamler, Penn State	7	36	546	6	58	78.0	5.1
Riley Lees, Northwestern	7	34	243	1	19	34.7	4.9
Brycen Hopkins, Purdue	7	32	359	0	38	51.3	4.6
Cody White, Michigan State	7	31	485	1	49	69.3	4.4
Nico Ragaini, Iowa	7	31	219	2	21	31.3	4.4
Jackson Anthrop, Purdue	7	30	231	0	22	33.0	4.3

RECEIVE YARDS/GAME	G	NO	YDS	TD	LONG	AVG/C	YDS/G
Whop Philyor, Indiana	7	47	675	2	56	14.4	96.4
Tyler Johnson, Minnesota	7	42	661	6	56	15.7	94.4
David Bell, Purdue	7	59	661	4	54	11.2	94.4
Rashod Bateman, Minnesota	7	29	656	5	66	22.6	93.7
KJ Hamler, Penn State	7	36	546	6	58	15.2	78.0
JD Spielman, Nebraska	7	28	536	1	51	19.1	76.6
Ronnie Bell, Michigan	7	27	513	0	71	19.0	73.3
Cody White, Michigan State	7	31	485	1	49	15.6	69.3
Nico Collins, Michigan	6	19	387	2	51	20.4	64.5

TOTAL OFFENSE	G	RUSH	PASS	PLAYS	TOTAL	YDS/G
Sean Clifford, Penn State	7	261	1669	279	1930	275.7
Tanner Morgan, Minnesota	7	-22	1769	184	1747	249.6
Justin Fields, Ohio State	7	238	1483	213	1721	245.9
Shea Patterson, Michigan	7	69	1647	240	1716	245.1
Brian Lewerke, Michigan State	7	217	1381	288	1598	228.3
Peyton Ramsey, Indiana	6	145	1200	207	1345	224.2
Nate Stanley, Iowa	7	-50	1602	264	1552	221.7
Jack Plummer, Purdue	7	60	1424	268	1484	212.0
Jack Coan, Wisconsin	7	-17	1128	185	1111	158.7
Jonathan Taylor, Wisconsin	7	1040	0	179	1040	148.6

SCORING	G	TD	FG	XPT	2XP	PTS
J.K. Dobbins, Ohio State	7	11	0	0	0	9.4
Blake Haubeil, Ohio State	7	0	7	45	0	9.4
Keith Duncan, Iowa	7	0	16	10	0	8.3
Logan Justus, Indiana	7	0	9	24	0	7.3
Collin Larsh, Wisconsin	7	0	9	23	0	7.1
Jonathan Taylor, Wisconsin	7	8	0	0	0	6.9
Jake Pinegar, Penn State	7	0	6	27	0	6.4
Rodney Smith, Minnesota	7	7	0	0	0	6.0
Matt Coghlin, Michigan State	6	0	7	15	0	6.0
Javon Leake, Maryland	7	7	0	0	0	6.0
King Doerue, Purdue	7	7	0	0	0	6.0

SCORING (TDS)	G	TD	RUN	PASS	RET	PAT	PTS
J.K. Dobbins, Ohio State	7	11	9	2	0	0	9.4
Jonathan Taylor, Wisconsin	7	8	8	0	0	0	6.9
King Doerue, Purdue	7	7	5	2	0	0	6.0
Javon Leake, Maryland	7	7	5	0	2	0	6.0
Rodney Smith, Minnesota	7	7	7	0	0	0	6.0
KJ Hamler, Penn State	7	6	0	6	0	0	5.1
Chris Olave, Ohio State	7	6	0	6	0	0	5.4
Dedrick Mills, Nebraska	7	6	6	0	0	0	5.1
Tyler Johnson, Minnesota	7	6	0	6	0	0	5.1
Z. Charbonnet, Michigan	7	6	6	0	0	0	5.1
Stevie Scott III, Indiana	7	6	5	1	0	0	5.1
Josh Imatorbhebhe, Illinois	7	6	0	6	0	0	5.1

SCORING (KICK)	G	PAT	FG	PTS	AVG/G
Blake Haubeil, Ohio State	7	45-	7-9	66	9.4
Keith Duncan, Iowa	7	10-	16-10	58	8.3
Logan Justus, Indiana	7	24-	9-9	51	7.3
Collin Larsh, Wisconsin	7	23-	9-23	50	7.1
Jake Pinegar, Penn State	7	27-	6-7	45	6.4
Matt Coghlin, Michigan State	6	15-	7-11	36	6.0
J.D. Dellinger, Purdue	7	18-	7-8	39	5.6
Quinn Nordin, Michigan	6	17-	4-6	29	4.8

PUNT RETURN AVG	G	NO	YDS	TD	LONG	AVG/R
Jordan Glasgow, Michigan	7	1	32	0	0	32.0
Jahan Dotson, Penn State	7	2	39	0	30	19.5
Khaleke Hudson, Michigan	7	1	18	0	0	18.0
Chris Olave, Ohio State	7	1	18	0	0	18.0
Nico Ragaini, Iowa	7	6	65	0	17	10.8
Peoples-Jones, Michigan	7	17	142	0	50	8.4
Geno Stone, Iowa	7	1	8	0	8	8.0
Ronnie Bell, Michigan	7	4	31	0	12	7.8
Danny Davis, Wisconsin	7	5	38	0	21	7.6

KICK RETURN AVG	G	NO	YDS	TD	LONG	AVG/R
Aron Cruickshank, Wisconsin	7	14	403	1	89	28.8
Javon Leake, Maryland	7	25	714	2	100	28.6
Giles Jackson, Michigan	7	7	193	1	97	27.6
Riley Lees, Northwestern	7	5	131	0	50	26.2
Smith-Marsette, Iowa	7	7	172	0	37	24.6
Dre Brown, Illinois	7	13	319	0	38	24.5
Demario McCall, Ohio State	6	7	155	0	38	22.1
Rodney Smith, Minnesota	7	1	22	0	22	22.0
KJ Hamler, Penn State	7	15	315	0	40	21.0
Amad Anderson, Purdue	7	1	21	0	21	21.0
Zander Horvath, Purdue	6	1	21	0	21	21.0



2019 Big Ten Football Statistics

Updated: November 18, 2019 at 12:06 PM (Conference Games Only)

ALL PURPOSE	G	RUSH	RCV	PR	KR	YDS	AVG/G
Javon Leake, Maryland	7	449	44	0	714	1207	172.4
J.K. Dobbins, Ohio State	7	1005	112	0	0	1117	159.6
Jonathan Taylor, Wisconsin	7	1040	68	0	0	1108	158.3
Wan'Dale Robinson, Nebraska	6	296	337	0	159	792	132.0
KJ Hamler, Penn State	7	7	546	40	315	908	129.7
Rodney Smith, Minnesota	7	776	52	0	22	850	121.4
Stevie Scott III, Indiana	7	585	146	0	0	731	104.4
Whop Philyor, Indiana	7	17	675	23	0	715	102.1
Dre Brown, Illinois	7	355	41	0	319	715	102.1
David Bell, Purdue	7	10	661	0	0	671	95.9

PUNTING	G	NO	YDS	LG	IN20	50+	TB	AVG
Will Hart, Michigan	7	29	1374	61	0	10	4	47.4
Blake Hayes, Illinois	7	49	2201	70	0	14	2	44.9
Adam Korsak, Rutgers	7	56	2478	69	0	8	1	44.3
Drue Chrisman, Ohio State	7	22	962	59	0	8	3	43.7
Blake Gillikin, Penn State	7	36	1543	62	0	8	4	42.9
Jake Hartbarger, Michigan State	7	45	1909	61	0	11	5	42.4
M Sleep-Dalton, Iowa	7	36	1506	63	0	6	3	41.8
Anthony Lotti, Wisconsin	7	31	1253	53	0	2	3	40.4
Haydon Whitehead, Indiana	7	32	1274	65	0	4	2	39.8
Zac Collins, Purdue	6	28	1114	61	0	3	1	39.8

FIELD GOALS	G	MADE	ATT	LONG	PCT	FG/G
Keith Duncan, Iowa	7	16	18	47	0.889	2.3
Logan Justus, Indiana	7	9	9	34	1.000	1.3
Collin Larsh, Wisconsin	7	9	12	44	0.750	1.3
Matt Coghlin, Michigan State	6	7	11	46	0.636	1.2
Blake Haubeil, Ohio State	7	7	9	55	0.778	1.0
J.D. Dellinger, Purdue	7	7	8	44	0.875	1.0
Jake Pinegar, Penn State	7	6	7	47	0.857	0.9
Charlie Kuhbänder, Northwestern	7	5	7	40	0.714	0.7
Quinn Nordin, Michigan	6	4	6	49	0.667	0.7
Jake Moody, Michigan	7	2	5	33	0.400	0.3

FIELD GOAL PCT	G	MADE	ATT	LONG	PCT
Logan Justus, Indiana	7	9	9	34	1.000
Keith Duncan, Iowa	7	16	18	47	0.889
J.D. Dellinger, Purdue	7	7	8	44	0.875
Jake Pinegar, Penn State	7	6	7	47	0.857
Blake Haubeil, Ohio State	7	7	9	55	0.778
Collin Larsh, Wisconsin	7	9	12	44	0.750
Charlie Kuhbänder, Northwestern	7	5	7	40	0.714
Quinn Nordin, Michigan	6	4	6	49	0.667
Matt Coghlin, Michigan State	6	7	11	46	0.636
Jake Moody, Michigan	7	2	5	33	0.400

PAT KICKING PCT	G	MADE	ATT	PCT
Keith Duncan, Iowa	7	10	10	1.000
Jake Moody, Michigan	7	10	10	1.000
Quinn Nordin, Michigan	6	17	17	1.000
Matt Coghlin, Michigan State	6	15	15	1.000
Charlie Kuhbänder, Northwestern	7	4	4	1.000
Blake Haubeil, Ohio State	7	45	45	1.000
J.D. Dellinger, Purdue	7	18	18	1.000
Justin Davidovicz, Rutgers	7	6	6	1.000
Collin Larsh, Wisconsin	7	23	23	1.000



2019 Big Ten Football Statistics

Updated: November 18, 2019 at 12:06 PM (Conference Games Only)

TACKLES	G	SOLO	ASST	TOTAL	AVG/G
Dele Harding, Illinois	7	37	53	90	12.9
Ben Holt, Purdue	7	34	30	64	9.1
Blake Gallagher, Northwestern	7	32	28	60	8.6
Tyshon Fogg, Rutgers	7	21	39	60	8.6
Jake Hansen, Illinois	6	29	22	51	8.5
Sydney Brown, Illinois	7	28	29	57	8.1
Khaleke Hudson, Michigan	7	27	30	57	8.1
Ayinde Eley, Maryland	7	30	25	55	7.9
Michah Parsons, Penn State	7	27	28	55	7.9
Paddy Fisher, Northwestern	7	24	30	54	7.7
Antjuan Simmons, Michigan State	7	31	23	54	7.7
Mohamed Barry, Nebraska	7	26	27	53	7.6
Travi Whillock, Northwestern	7	25	26	51	7.3
Antoine Winfield, Minnesota	7	36	15	51	7.3
Olakunle Fatukasi, Rutgers	7	33	18	51	7.3
Jordan Glasgow, Michigan	7	28	22	50	7.1
Xavier Henderson, Michigan State	7	36	12	48	6.9
Chance Campbell, Maryland	6	26	15	41	6.8
Marquel Dismuke, Nebraska	7	31	16	47	6.7
Christian Izien, Rutgers	7	26	21	47	6.7
Jack Sanborn, Wisconsin	7	29	17	46	6.6
Matt Hankins, Iowa	6	25	13	38	6.3
Tyriq Thompson, Michigan State	7	12	32	44	6.3
Jack Koerner, Iowa	7	26	18	44	6.3
Chris Bergin, Northwestern	7	22	21	43	6.1
Will Honas, Nebraska	7	26	17	43	6.1
Lamont Wade, Penn State	7	21	21	42	6.0
Chris Orr, Wisconsin	7	23	19	42	6.0
Antoine Brooks, Maryland	7	37	5	42	6.0
Zack Baun, Wisconsin	7	28	13	41	5.9
Collin Miller, Nebraska	7	20	21	41	5.9
Geno Stone, Iowa	7	30	11	41	5.9
Josh Metellus, Michigan	7	26	15	41	5.9
Navon Mosley, Purdue	7	27	14	41	5.9
Kenny Willekes, Michigan State	7	18	22	40	5.7
Garrett Taylor, Penn State	7	26	13	39	5.6
Cam Brown, Penn State	7	15	23	38	5.4
Keandre Jones, Maryland	7	24	14	38	5.4
Malik Harrison, Ohio State	7	27	11	38	5.4
Kwity Paye, Michigan	6	18	14	32	5.3
Cam Taylor-Britt, Nebraska	6	17	15	32	5.3
Micah McFadden, Indiana	7	25	11	36	5.1
Isaiah Davis, Maryland	7	23	13	36	5.1
David Dowell, Michigan State	7	28	8	36	5.1
Cam McGrone, Michigan	7	25	11	36	5.1
Milo Eifler, Illinois	7	19	16	35	5.0
Cameron Ruiz, Northwestern	7	28	7	35	5.0
Josiah Scott, Michigan State	7	23	11	34	4.9
Brad Hawkins, Michigan	7	19	15	34	4.9
Thomas Barber, Minnesota	7	18	16	34	4.9
JoJo Domann, Nebraska	7	25	9	34	4.9

SACKS	G	SOLO	ASST	TOTAL	AVG/G
Chris Orr, Wisconsin	7	8	0	8.0	1.1
A.J. Epenesa, Iowa	7	6	2	7.0	1.0
Josh Uche, Michigan	7	6	1	6.5	0.9
Khalil Davis, Nebraska	6	4	1	4.5	0.8
Joe Gaziano, Northwestern	7	5	0	5.0	0.7
Kwity Paye, Michigan	6	3	2	4.0	0.7
Shaka Toney, Penn State	7	4	1	4.5	0.6
George Karlaftis, Purdue	7	4	1	4.5	0.6
Zack Baun, Wisconsin	7	4	1	4.5	0.6
Davon Hamilton, Ohio State	7	4	0	4.0	0.6
Allen Stallings IV, Indiana	7	4	0	4.0	0.6
Carter Coughlin, Minnesota	7	3	1	3.5	0.5
Keandre Jones, Maryland	7	3	1	3.5	0.5
Cam McGrone, Michigan	7	3	1	3.5	0.5
Yetur Gross-Matos, Penn State	7	3	0	3.0	0.4
Jayson Oweh, Penn State	7	3	0	3.0	0.4
Michael Danna, Michigan	7	3	0	3.0	0.4
A. Hutchinson, Michigan	7	2	2	3.0	0.4
Malik Harrison, Ohio State	7	3	0	3.0	0.4
Raequan Williams, Michigan State	7	3	0	3.0	0.4
Braelen Oliver, Minnesota	7	3	0	3.0	0.4

TACKLES FOR LOSS	G	SOLO	ASST	TOTAL	AVG/G
George Karlaftis, Purdue	7	10	2	11.0	1.6
Antjuan Simmons, Michigan State	7	8	4	10.0	1.4
Chris Orr, Wisconsin	7	9	0	9.0	1.3
Kwity Paye, Michigan	6	6	3	7.5	1.3
Josh Uche, Michigan	7	8	1	8.5	1.2
C Golston, Iowa	7	6	5	8.5	1.2
Jamal Milan, Illinois	7	7	2	8.0	1.1
Joe Gaziano, Northwestern	7	8	0	8.0	1.1
Zack Baun, Wisconsin	7	7	2	8.0	1.1
Carter Coughlin, Minnesota	7	5	5	7.5	1.1
Keandre Jones, Maryland	7	7	1	7.5	1.1
Dele Harding, Illinois	7	6	3	7.5	1.1
A.J. Epenesa, Iowa	7	6	2	7.0	1.0
Yetur Gross-Matos, Penn State	7	5	4	7.0	1.0
Cam McGrone, Michigan	7	6	2	7.0	1.0
Malik Harrison, Ohio State	7	6	2	7.0	1.0
Antoine Brooks, Maryland	7	7	0	7.0	1.0
Khalil Davis, Nebraska	6	5	1	5.5	0.9
Ayo Shogbonyo, Illinois	7	5	1	5.5	0.8
Ben Holt, Purdue	7	4	3	5.5	0.8
Mike Panasuk, Michigan State	7	5	1	5.5	0.8
JoJo Domann, Nebraska	7	4	3	5.5	0.8
Jake Hansen, Illinois	6	4	1	4.5	0.8
Davon Hamilton, Ohio State	7	5	0	5.0	0.7
Jaylan Alexander, Purdue	7	5	0	5.0	0.7
Derrick Barnes, Purdue	7	4	2	5.0	0.7
Willington Previlon, Rutgers	7	5	0	5.0	0.7
Raequan Williams, Michigan State	7	4	2	5.0	0.7
Shaka Toney, Penn State	7	4	2	5.0	0.7
Micah McFadden, Indiana	7	4	2	5.0	0.7
Noah Burks, Wisconsin	7	3	3	4.5	0.6
Carlo Kemp, Michigan	7	3	3	4.5	0.6
Milo Eifler, Illinois	7	3	3	4.5	0.6
A. Hutchinson, Michigan	7	3	3	4.5	0.6
Jack Sanborn, Wisconsin	7	4	1	4.5	0.6
Drew Beesley, Michigan State	7	4	1	4.5	0.6
Jamal Woods, Illinois	6	3	1	3.5	0.6
Chance Campbell, Maryland	6	3	1	3.5	0.6
Allen Stallings IV, Indiana	7	4	0	4.0	0.6
Demarcus Elliott, Indiana	7	4	0	4.0	0.6
Bryce Brand, Maryland	7	4	0	4.0	0.6
Olakunle Fatukasi, Rutgers	7	4	0	4.0	0.6
Esezi Otomewo, Minnesota	7	3	2	4.0	0.6
Sam Renner, Minnesota	7	3	2	4.0	0.6
Chris Bergin, Northwestern	7	4	0	4.0	0.6
Paddy Fisher, Northwestern	7	3	2	4.0	0.6
Michah Parsons, Penn State	7	4	0	4.0	0.6
Zach Harrison, Ohio State	7	3	2	4.0	0.6

7 tied with 1



2019 Big Ten Football Statistics

Updated: November 18, 2019 at 12:06 PM (Conference Games Only)

PASSES DEFENDED	G	BRUP	INT	TOTAL	AVG/G
Greg Newsome, Northwestern	6	8	0	8	1.3
Lamar Jackson, Nebraska	7	7	2	9	1.3
Tariq Castro-Fields, Penn State	7	6	2	8	1.1
Coney Durr, Minnesota	7	7	1	8	1.1
Benjamin St-Juste, Minnesota	7	7	0	7	1.0
Tiawan Mullen, Indiana	7	7	0	7	1.0
M. Ojemudia, Iowa	6	5	1	6	1.0
Lavert Hill, Michigan	6	4	2	6	1.0
Antoine Winfield, Minnesota	7	0	6	6	0.9
Shaun Wade, Ohio State	7	5	1	6	0.9
Nick Cross, Maryland	7	5	1	6	0.9
Damon Hayes, Rutgers	7	4	2	6	0.9
Nate Hobbs, Illinois	7	6	0	6	0.9
Cameron Ruiz, Northwestern	7	4	1	5	0.7
Lamont Wade, Penn State	7	5	0	5	0.7
Antoine Brooks, Maryland	7	4	1	5	0.7
Ambry Thomas, Michigan	7	3	2	5	0.7
Josh Butler, Michigan State	7	4	0	4	0.6
C Golston, Iowa	7	3	1	4	0.6
Avery Young, Rutgers	7	4	0	4	0.6
Collin Wilder, Wisconsin	7	4	0	4	0.6
Reggie Pearson, Wisconsin	7	4	0	4	0.6
Eric Burrell, Wisconsin	7	3	1	4	0.6
Rachad Wildgoose, Wisconsin	7	3	1	4	0.6
Chris Orr, Wisconsin	7	4	0	4	0.6
Cory Trice, Purdue	7	1	3	4	0.6
Jaquan Brisker, Penn State	7	2	2	4	0.6
John Reid, Penn State	7	4	0	4	0.6
Geno Stone, Iowa	7	3	1	4	0.6
K'Vaughn Pope, Ohio State	7	2	2	4	0.6
Jeff Okudah, Ohio State	7	2	2	4	0.6
Vincent Gray, Michigan	7	4	0	4	0.6
A. Hutchinson, Michigan	7	4	0	4	0.6
Josiah Scott, Michigan State	7	2	2	4	0.6
Carter Coughlin, Minnesota	7	4	0	4	0.6
Isaiah Loudermilk, Wisconsin	7	4	0	4	0.6

INTERCEPTIONS	G	NO	YDS	TD	LONG	AVG/G
Antoine Winfield, Minnesota	7	6	109	1	33	0.9
Cory Trice, Purdue	7	3	49	1	37	0.4
Lavert Hill, Michigan	6	2	5	0	5	0.3
Tony Adams, Illinois	7	2	13	1	13	0.3
Jaquan Brisker, Penn State	7	2	33	0	29	0.3
Tariq Castro-Fields, Penn State	7	2	8	0	5	0.3
K'Vaughn Pope, Ohio State	7	2	4	0	3	0.3
Jordan Fuller, Ohio State	7	2	26	0	26	0.3
Jeff Okudah, Ohio State	7	2	0	0	0	0.3
Lamar Jackson, Nebraska	7	2	11	0	11	0.3
Josiah Scott, Michigan State	7	2	34	0	34	0.3
Josh Metellus, Michigan	7	2	0	0	0	0.3
Ambry Thomas, Michigan	7	2	4	0	4	0.3
Dele Harding, Illinois	7	2	94	2	54	0.3
Sydney Brown, Illinois	7	2	76	1	76	0.3
Damon Hayes, Rutgers	7	2	8	0	8	0.3

FUMBLES FORCED	G	NO	AVG/G
Jake Hansen, Illinois	6	6	1.0
Keaton Ellis, Penn State	6	3	0.5
Dele Harding, Illinois	7	3	0.4
Eric Burrell, Wisconsin	7	2	0.3
Marquis Wilson, Penn State	7	2	0.3
Jayson Oweh, Penn State	7	2	0.3
Joe Gaziano, Northwestern	7	2	0.3
JoJo Domann, Nebraska	7	2	0.3
A.J. Epenesa, Iowa	7	2	0.3
James Miller, Indiana	7	2	0.3
Juwan Burgess, Indiana	7	2	0.3
Chris Orr, Wisconsin	7	2	0.3

FUMBLES RECOVERED	G	NO	AVG/G
Jartavius Martin, Illinois	6	2	0.3
Juwan Burgess, Indiana	7	2	0.3
Michael Ziemba, Indiana	7	2	0.3
Pete Werner, Ohio State	7	2	0.3
Jan Johnson, Penn State	7	2	0.3
Eric Burrell, Wisconsin	7	2	0.3



2019 Big Ten Football Statistics

Updated: November 18, 2019 at 12:06 PM (Conference Games Only)

Individual Player Game Highs

Points scored	18	7 tied
Touchdowns	3	7 tied
TD responsibility	4	14 tied
Points scored kicking	14	Keith Duncan (Iowa) vs. Purdue (10/19/19) [4fg,2pat]
Total offense yards	452	Sean Clifford (Penn State) vs. Maryland (09/27/19) [54r,398p]
Total offense plays	446	Adrian Martinez (Nebraska) vs. Illinois (09/22/19) [118r,328p]
Total offense yards/play	57	Jack Plummer (Purdue) vs. Iowa (10/19/19) [7r,50p]
Rushing yards	55	Aidan O'Connell (Purdue) vs. Northwestern (11/09/19) [5r,50p]
Rushing attempts	66.0	Kendric Pryor (Wisconsin) vs. Michigan State (10/12/19) [1-66]
Yards per rush	49.0	Donavan Hale (Indiana) vs. Ohio State (09/14/19) [1-49]
Rushing TDs	250	Jonathan Taylor (Wisconsin) vs. Iowa (11/09/19)
Longest rush	211	Rodney Smith (Minnesota) vs. Illinois (10/05/19)
Passing yards	31	Jonathan Taylor (Wisconsin) vs. Iowa (11/09/19)
Passing attempts	28	Jonathan Taylor (Wisconsin) vs. Illinois (10/19/19)
Passing TDs	28	Elijah Collins (Michigan State) vs. Illinois (11/09/19)
Longest pass	66.0	Kendric Pryor (Wisconsin) vs. Michigan State (10/12/19) [1-66]
Passes completed	40.0	Elijah Barnwell (Rutgers) vs. Minnesota (10/20/19) [1-40]
Had intercepted	3	Shea Patterson (Michigan) vs. Rutgers (09/28/19)
Pass completion pct	3	Mohamed Ibrahim (Minnesota) vs. Nebraska (10/12/19)
Pass yards/attempt	80	Anthony McFarland (Maryland) vs. Rutgers (10/05/19)
Pass yards/catch	79	Kyric McGowan (Northwestern) vs. Purdue (11/09/19)
Receiving yards	420	Jack Plummer (Purdue) vs. Maryland (10/12/19)
Receptions	398	Sean Clifford (Penn State) vs. Maryland (09/27/19)
Yards per catch	50	Jack Plummer (Purdue) vs. Iowa (10/19/19)
Receiving TDs	50	Aidan O'Connell (Purdue) vs. Northwestern (11/09/19)
Longest reception	4	Tanner Morgan (Minnesota) vs. Purdue (09/28/19)
Field goal attempts	4	Justin Fields (Ohio State) vs. Northwestern (10/18/19)
Field goals made	4	Sean Clifford (Penn State) vs. Michigan State (10/26/19)
Longest field goal	4	Justin Fields (Ohio State) vs. Rutgers (11/16/19)
Field goal pct	4	Shea Patterson (Michigan) vs. Michigan State (11/16/19)
	83	Brandon Peters (Illinois) vs. Michigan State (11/09/19)
	80	Josh Jackson (Maryland) vs. Rutgers (10/05/19)
	34	Aidan O'Connell (Purdue) vs. Northwestern (11/09/19)
	33	Michael Penix Jr. (Indiana) vs. Michigan State (09/28/19)
	33	Jack Plummer (Purdue) vs. Maryland (10/12/19)
	3	Adrian Martinez (Nebraska) vs. Ohio State (09/28/19)
	3	Nate Stanley (Iowa) vs. Michigan (10/05/19)
	3	Johnny Langan (Rutgers) vs. Minnesota (10/20/19)
	3	Brian Lewerke (Michigan State) vs. Illinois (11/09/19)
	3	Sean Clifford (Penn State) vs. Minnesota (11/10/19)
	3	7 tied
	49.0	Donavan Hale (Indiana) vs. Ohio State (09/14/19)
	39.0	Jacob Clark (Minnesota) vs. Maryland (10/27/19)
	49.0	Donavan Hale (Indiana) vs. Ohio State (09/14/19)
	39.0	Jacob Clark (Minnesota) vs. Maryland (10/27/19)
	203	Rashod Bateman (Minnesota) vs. Penn State (11/10/19)
	197	David Bell (Purdue) vs. Iowa (10/19/19)
	14	Whop Philyor (Indiana) vs. Michigan State (09/28/19)
	14	Whop Philyor (Indiana) vs. Nebraska (10/27/19)
	14	David Bell (Purdue) vs. Northwestern (11/09/19)
	59.0	Milton Wright (Purdue) vs. Maryland (10/12/19)
	59.0	Fleet-Davis, T. (Maryland) vs. Minnesota (10/27/19)
	3	Pat Freiermuth (Penn State) vs. Michigan State (10/26/19)
	2	12 tied
	83	Josh Imatorbhebhe (Illinois) vs. Michigan State (11/09/19)
	80	Dontay Demus (Maryland) vs. Rutgers (10/05/19)
	4	Keith Duncan (Iowa) vs. Purdue (10/19/19)
	4	Collin Larsh (Wisconsin) vs. Illinois (10/19/19)
	4	Keith Duncan (Iowa) vs. Purdue (10/19/19)
	3	5 tied
	55	Blake Haubeil (Ohio State) vs. Northwestern (10/18/19)
	50	James McCourt (Illinois) vs. Michigan (10/12/19)
	100.0	45 tied



2019 Big Ten Football Statistics

Updated: November 18, 2019 at 12:06 PM (Conference Games Only)

PAT kicks attempted	8 Jake Pinegar (Penn State) vs. Maryland (09/27/19)
	8 Blake Haubeil (Ohio State) vs. Maryland (11/09/19)
	8 Blake Haubeil (Ohio State) vs. Rutgers (11/16/19)
PAT kicks made	8 Jake Pinegar (Penn State) vs. Maryland (09/27/19)
	8 Blake Haubeil (Ohio State) vs. Maryland (11/09/19)
	8 Blake Haubeil (Ohio State) vs. Rutgers (11/16/19)
PAT kicks pct	100.0 84 tied
Punts	10 Adam Korsak (Rutgers) vs. Iowa (09/07/19)
	10 Daniel Kubiuk (Northwestern) vs. Wisconsin (09/28/19)
	10 Isaac Armstrong (Nebraska) vs. Northwestern (10/05/19)
	10 Adam Korsak (Rutgers) vs. Indiana (10/12/19)
	10 Adam Korsak (Rutgers) vs. Ohio State (11/16/19)
Yards punted	476 Adam Korsak (Rutgers) vs. Iowa (09/07/19)
	473 Adam Korsak (Rutgers) vs. Indiana (10/12/19)
Longest punt	70 Blake Hayes (Illinois) vs. Michigan (10/12/19)
	69 Adam Korsak (Rutgers) vs. Iowa (09/07/19)
	69 Brooks Cormier (Purdue) vs. Minnesota (09/28/19)
Punting avg	59.0 Drue Chrisman (Ohio State) vs. Nebraska (09/28/19)
	54.3 Jake Hartbarger (Michigan State) vs. Indiana (09/28/19)
Punt returns	6 KJ Hamler (Penn State) vs. Purdue (10/05/19)
	5 Peoples-Jones (Michigan) vs. Penn State (10/19/19)
	5 Peoples-Jones (Michigan) vs. Maryland (11/02/19)
Punt return yards	58 Peoples-Jones (Michigan) vs. Michigan State (11/16/19)
	54 Nico Ragaini (Iowa) vs. Michigan (10/05/19)
Longest punt return	50 Peoples-Jones (Michigan) vs. Michigan State (11/16/19)
	36 Peoples-Jones (Michigan) vs. Iowa (10/05/19)
Punt return avg	36.0 Peoples-Jones (Michigan) vs. Iowa (10/05/19)
	32.0 Jordan Glasgow (Michigan) vs. Illinois (10/12/19)
Kick returns	7 Aaron Young (Rutgers) vs. Maryland (10/05/19)
	7 Javon Leake (Maryland) vs. Ohio State (11/09/19)
Kick return yards	175 Aaron Young (Rutgers) vs. Maryland (10/05/19)
	164 Javon Leake (Maryland) vs. Ohio State (11/09/19)
Longest kick return	100 Javon Leake (Maryland) vs. Rutgers (10/05/19)
	97 Giles Jackson (Michigan) vs. Maryland (11/02/19)
	97 Javon Leake (Maryland) vs. Michigan (11/02/19)
Kick return TDs	1 Javon Leake (Maryland) vs. Rutgers (10/05/19)
	1 Giles Jackson (Michigan) vs. Maryland (11/02/19)
	1 Javon Leake (Maryland) vs. Michigan (11/02/19)
	1 Aron Cruickshank (Wisconsin) vs. Nebraska (11/16/19)
Kick return avg	61.0 Javon Leake (Maryland) vs. Rutgers (10/05/19)
	60.5 Giles Jackson (Michigan) vs. Maryland (11/02/19)
Combined PR/KR yards	175 Aaron Young (Rutgers) vs. Maryland (10/05/19) [Opr,175kr]
	164 Javon Leake (Maryland) vs. Ohio State (11/09/19) [Opr,164kr]
Interceptions	2 6 tied
Interception return yards	96 Damon Arnette (Ohio State) vs. Indiana (09/14/19)
	76 Sydney Brown (Illinois) vs. Michigan State (11/09/19)
Interception return avg	96.0 Damon Arnette (Ohio State) vs. Indiana (09/14/19)
	72.0 Coney Durr (Minnesota) vs. Maryland (10/27/19)
	96 Damon Arnette (Ohio State) vs. Indiana (09/14/19)
	76 Sydney Brown (Illinois) vs. Michigan State (11/09/19)
Interception return TDs	1 10 tied
All-purpose yards	258 Jonathan Taylor (Wisconsin) vs. Iowa (11/09/19)
	237 Rodney Smith (Minnesota) vs. Illinois (10/05/19)
Tackles	16 Dele Harding (Illinois) vs. Wisconsin (10/19/19) [4-12]
	15 Dele Harding (Illinois) vs. Minnesota (10/05/19) [5-10]
	15 Kamal Martin (Minnesota) vs. Nebraska (10/12/19) [6-9]
Sacks	4.0 Chase Young (Ohio State) vs. Wisconsin (10/27/19) [4-0]
	3.0 Shaka Toney (Penn State) vs. Purdue (10/05/19) [3-0]
	3.0 Josh Uche (Michigan) vs. Illinois (10/12/19) [3-0]
	3.0 Chris Orr (Wisconsin) vs. Illinois (10/19/19) [3-0]
Tackles for loss	5.0 Josh Uche (Michigan) vs. Illinois (10/12/19) [5-0]
	5.0 Chase Young (Ohio State) vs. Wisconsin (10/27/19) [5-0]



2019 Big Ten Football Statistics

Updated: November 18, 2019 at 12:06 PM (Conference Games Only)

Individual Stellar Games

200-Yard Rushing Performances

- 250 Jonathan Taylor (Wisconsin) vs. Iowa (Nov 9, 2019)
- 211 Rodney Smith (Minnesota) vs. Illinois (Oct 5, 2019)
- 204 Jonathan Taylor (Wisconsin) vs. Nebraska (Nov 16, 2019)
- 203 Jonathan Taylor (Wisconsin) vs. Michigan (Sep 21, 2019)

100-Yard Rushing Performances

- 250 Jonathan Taylor (Wisconsin) vs. Iowa (Nov 9, 2019)
- 211 Rodney Smith (Minnesota) vs. Illinois (Oct 5, 2019)
- 204 Jonathan Taylor (Wisconsin) vs. Nebraska (Nov 16, 2019)
- 203 Jonathan Taylor (Wisconsin) vs. Michigan (Sep 21, 2019)
- 193 J.K. Dobbins (Ohio State) vs. Indiana (Sep 14, 2019)
- 188 Dedrick Mills (Nebraska) vs. Wisconsin (Nov 16, 2019)
- 177 J.K. Dobbins (Ohio State) vs. Nebraska (Sep 28, 2019)
- 172 J.K. Dobbins (Ohio State) vs. Michigan State (Oct 5, 2019)
- 170 Elijah Collins (Michigan State) vs. Illinois (Nov 9, 2019)
- 164 Stevie Scott III (Indiana) vs. Rutgers (Oct 12, 2019)
- 163 J.K. Dobbins (Ohio State) vs. Wisconsin (Oct 27, 2019)
- 158 Javon Leake (Maryland) vs. Indiana (Oct 19, 2019)
- 146 Kyric McGowan (Northwestern) vs. Purdue (Nov 9, 2019)
- 139 Rodney Smith (Minnesota) vs. Nebraska (Oct 12, 2019)
- 134 Reggie Corbin (Illinois) vs. Nebraska (Sep 22, 2019)
- 132 Jonathan Taylor (Wisconsin) vs. Illinois (Oct 19, 2019)
- 131 Dre Brown (Illinois) vs. Purdue (Oct 26, 2019)
- 125 Hassan Haskins (Michigan) vs. Illinois (Oct 12, 2019)
- 124 Journey Brown (Penn State) vs. Minnesota (Nov 10, 2019)
- 121 J.K. Dobbins (Ohio State) vs. Northwestern (Oct 18, 2019)
- 119 Jonathan Taylor (Wisconsin) vs. Northwestern (Sep 28, 2019)
- 118 Adrian Martinez (Nebraska) vs. Illinois (Sep 22, 2019)
- 116 Stevie Scott III (Indiana) vs. Northwestern (Nov 2, 2019)
- 116 Z. Charbonnet (Michigan) vs. Illinois (Oct 12, 2019)
- 115 Rodney Smith (Minnesota) vs. Purdue (Sep 28, 2019)
- 111 Shannon Brooks (Minnesota) vs. Illinois (Oct 5, 2019)
- 111 Rodney Smith (Minnesota) vs. Rutgers (Oct 20, 2019)
- 111 Master Teague (Ohio State) vs. Maryland (Nov 9, 2019)
- 108 Stevie Scott III (Indiana) vs. Maryland (Oct 19, 2019)
- 107 Tyrrell Pigrome (Maryland) vs. Purdue (Oct 12, 2019)
- 106 Master Teague (Ohio State) vs. Indiana (Sep 14, 2019)
- 105 Noah Cain (Penn State) vs. Purdue (Oct 5, 2019)
- 103 Rodney Smith (Minnesota) vs. Maryland (Oct 27, 2019)
- 102 Noah Cain (Penn State) vs. Iowa (Oct 12, 2019)
- 100 Journey Brown (Penn State) vs. Indiana (Nov 16, 2019)

Number of 100-Yard Rushing Performances

- J.K. Dobbins, Ohio State - 5
- Jonathan Taylor, Wisconsin - 5
- Rodney Smith, Minnesota - 5
- Stevie Scott III, Indiana - 3
- Journey Brown, Penn State - 2
- Master Teague, Ohio State - 2
- Noah Cain, Penn State - 2
- Adrian Martinez, Nebraska - 1
- Dedrick Mills, Nebraska - 1
- Dre Brown, Illinois - 1
- Elijah Collins, Michigan State - 1
- Hassan Haskins, Michigan - 1
- Javon Leake, Maryland - 1
- Kyric McGowan, Northwestern - 1
- Reggie Corbin, Illinois - 1
- Shannon Brooks, Minnesota - 1
- Tyrrell Pigrome, Maryland - 1
- Z. Charbonnet, Michigan - 1

400-Yard Passing Performances

- 420 Jack Plummer (Purdue) vs. Maryland (Oct 12, 2019)

300-Yard Passing Performances

- 420 Jack Plummer (Purdue) vs. Maryland (Oct 12, 2019)
- 398 Sean Clifford (Penn State) vs. Maryland (Sep 27, 2019)
- 396 Tanner Morgan (Minnesota) vs. Purdue (Sep 28, 2019)
- 384 Shea Patterson (Michigan) vs. Michigan State (Nov 16, 2019)
- 371 Peyton Ramsey (Indiana) vs. Penn State (Nov 16, 2019)

- 369 Brandon Peters (Illinois) vs. Michigan State (Nov 9, 2019)
- 368 Tanner Morgan (Minnesota) vs. Iowa (Nov 16, 2019)
- 351 Peyton Ramsey (Indiana) vs. Nebraska (Oct 27, 2019)
- 340 Sean Clifford (Penn State) vs. Minnesota (Nov 10, 2019)
- 339 Tanner Morgan (Minnesota) vs. Penn State (Nov 10, 2019)
- 328 Adrian Martinez (Nebraska) vs. Illinois (Sep 22, 2019)
- 327 Jack Plummer (Purdue) vs. Iowa (Oct 19, 2019)
- 305 Justin Fields (Ohio State) vs. Rutgers (Nov 16, 2019)
- 300 Brian Lewerke (Michigan State) vs. Indiana (Sep 28, 2019)

Number of 300-Yard Passing Performances

- Tanner Morgan, Minnesota - 3
- Jack Plummer, Purdue - 2
- Peyton Ramsey, Indiana - 2
- Sean Clifford, Penn State - 2
- Adrian Martinez, Nebraska - 1
- Brandon Peters, Illinois - 1
- Brian Lewerke, Michigan State - 1
- Justin Fields, Ohio State - 1
- Shea Patterson, Michigan - 1

200-Yard Receiving Performances

- 203 Rashod Bateman (Minnesota) vs. Penn State (Nov 10, 2019)

100-Yard Receiving Performances

- 203 Rashod Bateman (Minnesota) vs. Penn State (Nov 10, 2019)
- 197 David Bell (Purdue) vs. Iowa (Oct 19, 2019)
- 182 Whop Philyor (Indiana) vs. Rutgers (Oct 12, 2019)
- 178 Josh Imatorbhebe (Illinois) vs. Michigan State (Nov 9, 2019)
- 178 Whop Philyor (Indiana) vs. Nebraska (Oct 27, 2019)
- 177 Rashod Bateman (Minnesota) vs. Purdue (Sep 28, 2019)
- 170 Tyler Johnson (Minnesota) vs. Iowa (Nov 16, 2019)
- 160 JD Spielman (Nebraska) vs. Illinois (Sep 22, 2019)
- 150 Ronnie Bell (Michigan) vs. Michigan State (Nov 16, 2019)
- 142 Whop Philyor (Indiana) vs. Michigan State (Sep 28, 2019)
- 140 Brycen Hopkins (Purdue) vs. Maryland (Oct 12, 2019)
- 139 Chris Olave (Ohio State) vs. Rutgers (Nov 16, 2019)
- 138 David Bell (Purdue) vs. Maryland (Oct 12, 2019)
- 131 Ty Fryfogle (Indiana) vs. Penn State (Nov 16, 2019)
- 130 Tyrone Tracy (Iowa) vs. Wisconsin (Nov 9, 2019)
- 130 Tyler Johnson (Minnesota) vs. Rutgers (Oct 20, 2019)
- 128 Cody White (Michigan State) vs. Illinois (Nov 9, 2019)
- 123 Wan'Dale Robinson (Nebraska) vs. Northwestern (Oct 5, 2019)
- 123 JD Spielman (Nebraska) vs. Purdue (Nov 2, 2019)
- 119 KJ Hamler (Penn State) vs. Minnesota (Nov 10, 2019)
- 117 Darrell Stewart (Michigan State) vs. Indiana (Sep 28, 2019)
- 115 David Bell (Purdue) vs. Northwestern (Nov 9, 2019)
- 114 David Bell (Purdue) vs. Minnesota (Sep 28, 2019)
- 113 Smith-Marsette (Iowa) vs. Rutgers (Sep 7, 2019)
- 109 Tyler Johnson (Minnesota) vs. Nebraska (Oct 12, 2019)
- 108 KJ Hamler (Penn State) vs. Maryland (Sep 27, 2019)
- 108 KJ Hamler (Penn State) vs. Michigan (Oct 19, 2019)
- 106 Brandon Smith (Iowa) vs. Purdue (Oct 19, 2019)
- 105 Dontay Demus (Maryland) vs. Purdue (Oct 12, 2019)
- 104 Tyler Johnson (Minnesota) vs. Penn State (Nov 10, 2019)
- 102 Josh Imatorbhebe (Illinois) vs. Michigan (Oct 12, 2019)
- 101 Pat Freiermuth (Penn State) vs. Minnesota (Nov 10, 2019)

Number of 100-Yard Receiving Performances

- David Bell, Purdue - 4
- Tyler Johnson, Minnesota - 4
- KJ Hamler, Penn State - 3
- Whop Philyor, Indiana - 3
- JD Spielman, Nebraska - 2
- Josh Imatorbhebe, Illinois - 2
- Rashod Bateman, Minnesota - 2
- Smith-Marsette, Iowa - 1
- Brandon Smith, Iowa - 1
- Brycen Hopkins, Purdue - 1
- Chris Olave, Ohio State - 1
- Cody White, Michigan State - 1
- Darrell Stewart, Michigan State - 1
- Dontay Demus, Maryland - 1
- Pat Freiermuth, Penn State - 1
- Ronnie Bell, Michigan - 1
- Ty Fryfogle, Indiana - 1
- Tyrone Tracy, Iowa - 1
- Wan'Dale Robinson, Nebraska - 1



2019 Big Ten Football Statistics

Updated: November 18, 2019 at 12:06 PM (Conference Games Only)

Team Highs (highest totals made by)

Points	73 Ohio State vs. Maryland (11/09/19)
Points scored kicking	59 Penn State vs. Maryland (09/27/19)
Touchdowns	14 Iowa vs. Purdue (10/19/19) [4fg,2pat] 14 Michigan vs. Michigan State (11/16/19) [3fg,5pat] 10 Ohio State vs. Maryland (11/09/19) 8 Ohio State vs. Rutgers (11/16/19) 8 Penn State vs. Maryland (09/27/19)
Total Offense yards	705 Ohio State vs. Maryland (11/09/19) [383r,322p] 674 Nebraska vs. Illinois (09/22/19) [346r,328p]
Total Offense plays	98 Nebraska vs. Illinois (09/22/19) [64r,34p] 94 Ohio State vs. Maryland (11/09/19) [56r,38p]
Total Offense yards/play	8.7 Minnesota vs. Purdue (09/28/19) 8.2 Nebraska vs. Wisconsin (11/16/19)
Yards per rush	7.5 Ohio State vs. Northwestern (10/18/19) 7.4 Nebraska vs. Wisconsin (11/16/19)
Longest rush	80 Maryland vs. Rutgers (10/05/19) 79 Northwestern vs. Purdue (11/09/19)
Passing yards	421 Penn State vs. Maryland (09/27/19) 420 Purdue vs. Maryland (10/12/19)
Passing attempts	51 Purdue vs. Northwestern (11/09/19) 50 Purdue vs. Iowa (10/19/19) 6 Ohio State vs. Rutgers (11/16/19) 5 Ohio State vs. Northwestern (10/18/19)
Passing TDs	6 Ohio State vs. Rutgers (11/16/19) 5 Ohio State vs. Northwestern (10/18/19)
Longest pass	83 Illinois vs. Michigan State (11/09/19) 80 Maryland vs. Rutgers (10/05/19)
Passes completed	34 Purdue vs. Northwestern (11/09/19) 33 Indiana vs. Michigan State (09/28/19) 33 Purdue vs. Maryland (10/12/19) 3 6 tied
Had intercepted	3 6 tied
Pass completion pct	95.5 Minnesota vs. Purdue (09/28/19) 90.0 Minnesota vs. Penn State (11/10/19)
Passing yards per attempt	18.0 Minnesota vs. Purdue (09/28/19) 17.0 Minnesota vs. Penn State (11/10/19)
Yards per catch	20.0 Illinois vs. Rutgers (11/02/19) 19.3 Illinois vs. Wisconsin (10/19/19)
Field goals attempted	4 Iowa vs. Purdue (10/19/19) 4 Wisconsin vs. Illinois (10/19/19)
Field goals made	4 Iowa vs. Purdue (10/19/19) 3 5 tied
Longest field goal	55 Ohio State vs. Northwestern (10/18/19) 50 Illinois vs. Michigan (10/12/19)
Field goals pct	100.0 44 tied



2019 Big Ten Football Statistics

Updated: November 18, 2019 at 12:06 PM (Conference Games Only)

PAT kicks attempted	10 Ohio State vs. Maryland (11/09/19)
	8 Ohio State vs. Rutgers (11/16/19)
	8 Penn State vs. Maryland (09/27/19)
PAT kicks made	10 Ohio State vs. Maryland (11/09/19)
	8 Ohio State vs. Rutgers (11/16/19)
	8 Penn State vs. Maryland (09/27/19)
PAT kick pct	100.0 80 tied
2-point PAT attempts	2 Illinois vs. Michigan (10/12/19)
	2 Indiana vs. Nebraska (10/27/19)
	2 Michigan vs. Wisconsin (09/21/19)
	2 Nebraska vs. Illinois (09/22/19)
	2 Penn State vs. Michigan State (10/26/19)
2-point PAT made	1 Illinois vs. Michigan (10/12/19)
	1 Indiana vs. Nebraska (10/27/19)
	1 Michigan vs. Wisconsin (09/21/19)
	1 Nebraska vs. Illinois (09/22/19)
	1 Penn State vs. Michigan State (10/26/19)
Punts	12 Purdue vs. Penn State (10/05/19)
	10 5 tied
Longest punt	70 Illinois vs. Michigan (10/12/19)
	69 Purdue vs. Minnesota (09/28/19)
	69 Rutgers vs. Iowa (09/07/19)
Yards punted	476 Rutgers vs. Iowa (09/07/19)
	473 Rutgers vs. Indiana (10/12/19)
Punting average	59.0 Penn State vs. Nebraska (09/28/19) [1-59]
	59.0 Ohio State vs. Nebraska (09/28/19) [1-59]
Punt returns	7 Penn State vs. Purdue (10/05/19)
	5 Michigan vs. Maryland (11/02/19)
	5 Michigan vs. Rutgers (09/28/19)
	5 Michigan vs. Penn State (10/19/19)
	5 Northwestern vs. Wisconsin (09/28/19)
Punt return yards	76 Michigan vs. Michigan State (11/16/19)
	54 Iowa vs. Michigan (10/05/19)
Punt return avg	25.3 tied
Longest punt return	50 Michigan vs. Michigan State (11/16/19)
	36 Michigan vs. Iowa (10/05/19)
Kick returns	7 Indiana vs. Ohio State (09/14/19)
	7 Maryland vs. Ohio State (11/09/19)
	7 Rutgers vs. Maryland (10/05/19)
Kick return yards	175 Rutgers vs. Maryland (10/05/19)
	164 Maryland vs. Ohio State (11/09/19)
Kick return avg	60.5 tied
Kick return TDs	1 Maryland vs. Michigan (11/02/19)
	1 Maryland vs. Rutgers (10/05/19)
	1 Michigan vs. Maryland (11/02/19)
	1 Wisconsin vs. Nebraska (11/16/19)
Longest kick return	100 Maryland vs. Rutgers (10/05/19)
	97 Maryland vs. Michigan (11/02/19)
	97 Michigan vs. Maryland (11/02/19)
	3 7 tied
Interception returns	102 Minnesota vs. Maryland (10/27/19)
Interception return yards	96 Ohio State vs. Indiana (09/14/19)
	68.0 tied
Interception return avg	1 10 tied
Interception return TDs	96 Ohio State vs. Indiana (09/14/19)
Longest interception return	76 Illinois vs. Michigan State (11/09/19)



2019 Big Ten Football Statistics

Updated: November 18, 2019 at 12:06 PM (Conference Games Only)

Fumbles lost	4 Nebraska vs. Illinois (09/22/19)
Fumbles recovered	3 Northwestern vs. Indiana (11/02/19)
Sacked by opponent	2 Illinois vs. Nebraska (09/22/19)
QB Sacks	1 15 tied
Turnovers committed	10 Purdue vs. Penn State (10/05/19)
	8 Iowa vs. Michigan (10/05/19)
	10 Penn State vs. Purdue (10/05/19)
	8 Michigan vs. Iowa (10/05/19)
	4 Iowa vs. Michigan (10/05/19)
	4 Michigan vs. Wisconsin (09/21/19)
	4 Michigan State vs. Penn State (10/26/19)
	4 Michigan State vs. Illinois (11/09/19)
	4 Nebraska vs. Illinois (09/22/19)
Turnovers caused	4 Illinois vs. Michigan State (11/09/19)
	4 Illinois vs. Nebraska (09/22/19)
	4 Michigan vs. Iowa (10/05/19)
	4 Penn State vs. Michigan State (10/26/19)
	4 Wisconsin vs. Michigan (09/21/19)
First downs	40 Ohio State vs. Maryland (11/09/19)
First downs rushing	32 Nebraska vs. Illinois (09/22/19)
First downs passing	22 Ohio State vs. Maryland (11/09/19)
	21 Minnesota vs. Maryland (10/27/19)
	18 Minnesota vs. Iowa (11/16/19)
	18 Penn State vs. Maryland (09/27/19)
	18 Purdue vs. Minnesota (09/28/19)
First downs by penalty	6 Indiana vs. Northwestern (11/02/19)
	6 Maryland vs. Ohio State (11/09/19)
Penalties	13 Ohio State vs. Maryland (11/09/19)
	11 Indiana vs. Maryland (10/19/19)
Penalty yards	141 Ohio State vs. Maryland (11/09/19)
	105 Indiana vs. Maryland (10/19/19)



2019 Big Ten Football Statistics

Updated: November 18, 2019 at 12:06 PM (All Games)

ILLINOIS (6-4, 4-3 BIG TEN)					INDIANA (7-3, 4-3 BIG TEN)				
08/31/19	AKRON	W	42-3	A-30654	08/31/19	vs. Ball State	W	34-24	A-21437
09/07/19	at UConn	W	31-23	A-23108	09/07/19	EASTERN ILL.	W	52-0	A-37784
09/14/19	EASTERN MICH.	L	31-34	A-34759	09/14/19	OHIO STATE*	L	10-51	A-47945
09/21/19	NEBRASKA*	L	38-42	A-44512	09/21/19	UCONN	W	38-3	A-40084
10/05/19	at Minnesota*	L	17-40	A-39341	09/28/19	at Michigan State*	L	31-40	A-71048
10/12/19	MICHIGAN*	L	25-42	A-37275	10/12/19	RUTGERS*	W	35-0	A-37055
10/19/19	WISCONSIN*	W	24-23	A-37363	10/19/19	at Maryland*	W	34-28	A-32606
10/26/19	at Purdue*	W	24-6	A-58735	10/26/19	at Nebraska*	W	38-31	A-89317
11/02/19	RUTGERS*	W	38-10	A-35652	11/02/19	NORTHWESTERN*	W	34-3	A-40924
11/09/19	at Michigan State*	W	37-34	A-63370	11/16/19	at Penn State*	L	27-34	A-106323
11/23/19	at Iowa		12:00 pm	BTN	11/23/19	MICHIGAN*		3:30 pm	ESPN
11/30/19	NORTHWESTERN		12:00 pm	FS1	11/30/19	at Purdue*		12:00 pm	ESPN2
IOWA (7-3, 4-3 BIG TEN)					MARYLAND (3-7, 1-6 BIG TEN)				
08/31/19	MIAMI (OH)	W	38-14	A-69250	08/31/19	HOWARD	W	79-0	A-32761
09/07/19	RUTGERS*	W	30-0	A-61808	09/07/19	SYRACUSE	W	63-20	A-33493
09/14/19	at Iowa St.	W	18-17	A-61500	09/14/19	at Temple	L	17-20	A-30610
09/28/19	MIDDLE TENN.	W	48-3	A-63706	09/27/19	PENN STATE*	L	0-59	A-53228
10/05/19	at Michigan*	L	3-10	A-111519	10/05/19	at Rutgers*	W	48-7	A-30185
10/12/19	PENN STATE*	L	12-17	A-69034	10/12/19	at Purdue*	L	14-40	A-52296
10/19/19	PURDUE*	W	26-20	A-69250	10/19/19	INDIANA*	L	28-34	A-32606
10/26/19	at Northwestern*	W	20-0	A-42104	10/26/19	at Minnesota*	L	10-52	A-44715
11/09/19	at Wisconsin*	L	22-24	A-78018	11/02/19	MICHIGAN*	L	7-38	A-40701
11/16/19	MINNESOTA*	W	23-19	A-67518	11/09/19	at Ohio State*	L	14-73	A-101022
11/23/19	ILLINOIS		12:00 pm	BTN	11/23/19	NEBRASKA		3:30 pm	BTN
11/29/19	at Nebraska		2:30 pm	BTN	11/30/19	at Michigan State*		3:30 pm	FS1
MICHIGAN (8-2, 5-2 BIG TEN)					MICHIGAN STATE (4-6, 2-5 BIG TEN)				
08/31/19	MIDDLE TENN.	W	40-21	A-110811	08/30/19	TULSA	W	28-7	A-72005
09/07/19	ARMY WEST POINT	W	24-21	A-111747	09/07/19	WESTERN MICHIGAN	W	51-17	A-73113
09/21/19	at Wisconsin*	L	14-35	A-80245	09/14/19	ARIZONA ST.	L	7-10	A-73531
09/28/19	RUTGERS*	W	52-0	A-110662	09/21/19	at Northwestern*	W	31-10	A-40114
10/05/19	IOWA*	W	10-3	A-111519	09/28/19	INDIANA*	W	40-31	A-71048
10/12/19	at Illinois*	W	42-25	A-37275	10/05/19	at Ohio State*	L	10-34	A-104797
10/19/19	at Penn State*	L	21-28	A-110669	10/12/19	at Wisconsin*	L	0-38	A-80470
10/26/19	NOTRE DAME	W	45-14	A-111909	10/26/19	PENN STATE*	L	7-28	A-70298
11/02/19	at Maryland*	W	38-7	A-40701	11/09/19	ILLINOIS*	L	34-37	A-63370
11/16/19	MICHIGAN STATE*	W	44-10	A-111496	11/16/19	at Michigan*	L	10-44	A-111496
11/23/19	at Indiana*		3:30 pm	ESPN	11/23/19	at Rutgers*		12:00 pm	FS1
11/30/19	OHIO STATE*		12:00 pm	FOX	11/30/19	MARYLAND*		3:30 pm	FS1
MINNESOTA (9-1, 6-1 BIG TEN)					NEBRASKA (4-6, 2-5 BIG TEN)				
08/29/19	SOUTH DAKOTA ST.	W	28-21	A-49112	08/31/19	SOUTH ALA.	W	35-21	A-89502
09/07/19	at Fresno St.	W	38-35	A-34790	09/07/19	at Colorado	L	31-34	A-52829
09/14/19	GEORGIA SOUTHERN	W	35-32	A-41021	09/14/19	NORTHERN ILL.	W	44-8	A-89593
09/28/19	at Purdue*	W	38-31	A-50629	09/21/19	at Illinois*	W	42-38	A-44512
10/05/19	ILLINOIS*	W	40-17	A-39341	09/28/19	OHIO STATE*	L	7-48	A-89759
10/12/19	NEBRASKA*	W	34-7	A-43502	10/05/19	NORTHWESTERN*	W	13-10	A-89384
10/19/19	at Rutgers*	W	42-7	A-26429	10/12/19	at Minnesota*	L	7-34	A-43502
10/26/19	MARYLAND*	W	52-10	A-44715	10/26/19	INDIANA*	L	31-38	A-89317
11/09/19	PENN STATE*	W	31-26	A-51883	11/02/19	at Purdue*	L	27-31	A-50606
11/16/19	at Iowa*	L	19-23	A-67518	11/16/19	WISCONSIN*	L	21-37	A-88842
11/23/19	at Northwestern*		12:00 pm	ABC	11/23/19	at Maryland		3:30 pm	BTN
11/30/19	WISCONSIN		3:30 pm	ABC	11/29/19	IOWA		2:30 pm	BTN



2019 Big Ten Football Statistics

Updated: November 18, 2019 at 12:06 PM (All Games)

NORTHWESTERN (2-8, 0-7 BIG TEN)					OHIO STATE (10-0, 7-0 BIG TEN)				
08/31/19	at Stanford	L	7-17	A-37179	08/31/19	FLA. ATLANTIC	W	45-21	A-103228
09/14/19	UNLV	W	30-14	A-37714	09/07/19	CINCINNATI	W	42-0	A-104089
09/21/19	MICHIGAN STATE*	L	10-31	A-40114	09/14/19	at Indiana*	W	51-10	A-47945
09/28/19	at Wisconsin*	L	15-24	A-76825	09/21/19	MIAMI (OH)	W	76-5	A-103190
10/05/19	at Nebraska*	L	10-13	A-89384	09/28/19	at Nebraska*	W	48-7	A-89759
10/18/19	OHIO STATE*	L	3-52	A-47330	10/05/19	MICHIGAN STATE*	W	34-10	A-104797
10/26/19	IOWA*	L	0-20	A-42104	10/18/19	at Northwestern*	W	52-3	A-47330
11/02/19	at Indiana*	L	3-34	A-40924	10/26/19	WISCONSIN*	W	38-7	A-102998
11/09/19	PURDUE*	L	22-24	A-37194	11/09/19	MARYLAND*	W	73-14	A-101022
11/16/19	MASSACHUSETTS	W	45-6	A-29447	11/16/19	at Rutgers*	W	56-21	A-33528
11/23/19	MINNESOTA*		12:00 pm	ABC	11/23/19	PENN STATE*		12:00 pm	FOX
11/30/19	at Illinois		12:00 pm	FS1	11/30/19	at Michigan*		12:00 pm	FOX
PENN STATE (9-1, 6-1 BIG TEN)					PURDUE (4-6, 3-4 BIG TEN)				
08/31/19	IDAHO	W	79-7	A-104527	08/30/19	at Nevada	L	31-34	A-20144
09/07/19	BUFFALO	W	45-13	A-104136	09/07/19	VANDERBILT	W	42-24	A-50506
09/14/19	PITTSBURGH	W	17-10	A-108661	09/14/19	TCU	L	13-34	A-60037
09/27/19	at Maryland*	W	59-0	A-53228	09/28/19	MINNESOTA*	L	31-38	A-50629
10/05/19	PURDUE*	W	35-7	A-106536	10/05/19	at Penn State*	L	7-35	A-106536
10/12/19	at Iowa*	W	17-12	A-69034	10/12/19	MARYLAND*	W	40-14	A-52296
10/19/19	MICHIGAN*	W	28-21	A-110669	10/19/19	at Iowa*	L	20-26	A-69250
10/26/19	at Michigan State*	W	28-7	A-70298	10/26/19	ILLINOIS*	L	6-24	A-58735
11/09/19	at Minnesota*	L	26-31	A-51883	11/02/19	NEBRASKA*	W	31-27	A-50606
11/16/19	INDIANA*	W	34-27	A-106323	11/09/19	at Northwestern*	W	24-22	A-37194
11/23/19	at Ohio State*		12:00 pm	FOX	11/23/19	at Wisconsin		4:00 pm	FOX
11/30/19	RUTGERS*		3:30 pm	BTN	11/30/19	INDIANA*		12:00 pm	ESPN2
RUTGERS (2-8, 0-7 BIG TEN)					WISCONSIN (8-2, 5-2 BIG TEN)				
08/30/19	MASSACHUSETTS	W	48-21	A-40515	08/30/19	at South Fla.	W	49-0	A-46704
09/07/19	at Iowa*	L	0-30	A-61808	09/07/19	CENTRAL MICH.	W	61-0	A-74437
09/21/19	BOSTON COLLEGE	L	16-30	A-32217	09/21/19	MICHIGAN*	W	35-14	A-80245
09/28/19	at Michigan*	L	0-52	A-110662	09/28/19	NORTHWESTERN*	W	24-15	A-76825
10/05/19	MARYLAND*	L	7-48	A-30185	10/05/19	KENT ST.	W	48-0	A-74559
10/12/19	at Indiana*	L	0-35	A-37055	10/12/19	MICHIGAN STATE*	W	38-0	A-80470
10/19/19	MINNESOTA*	L	7-42	A-26429	10/19/19	at Illinois*	L	23-24	A-37363
10/26/19	LIBERTY	W	44-34	A-23058	10/26/19	at Ohio State*	L	7-38	A-102998
11/02/19	at Illinois*	L	10-38	A-35652	11/09/19	IOWA*	W	24-22	A-78018
11/16/19	OHIO STATE*	L	21-56	A-33528	11/16/19	at Nebraska*	W	37-21	A-88842
11/23/19	MICHIGAN STATE*		12:00 pm	FS1	11/23/19	PURDUE		4:00 pm	FOX
11/30/19	at Penn State*		3:30 pm	BTN	11/30/19	at Minnesota		3:30 pm	ABC