



MICHIGAN STATE F O O T B A L L

6 NATIONAL CHAMPIONSHIPS • 9 BIG TEN CHAMPIONSHIPS • 2015 COLLEGE FOOTBALL PLAYOFF • 26 AP TOP-25 FINISHES
MICHIGAN STATE ATHLETIC COMMUNICATIONS • 1855 PLACE • 550 S. HARRISON RD. • EAST LANSING, MICH. 48823
OFFICE PHONE: 517-355-2271 • WEBSITE: MSUSPARTANS.COM • TWITTER: @MSU_FOOTBALL • INSTAGRAM: MSU_FOOTBALL

SCHEDULES & SCOREBOARDS

MICHIGAN STATE (4-3, 2-2 B1G)

Aug. 30	TULSA (FS1)	W, 28-7
Sept. 7	WESTERN MICHIGAN (BTN)	W, 51-17
Sept. 14	ARIZONA STATE (FOX)	L, 7-10
Sept. 21	at Northwestern (ABC)	W, 31-10
Sept. 28	INDIANA (HC) (BTN)	W, 40-31
Oct. 5	at No. 4/5 Ohio State (ABC)	L, 10-34
Oct. 12	at No. 8/8 Wisconsin (BTN)	L, 0-38
Oct. 26	No. 6/6 PENN STATE (ABC)	3:30 p.m.
Nov. 9	ILLINOIS	TBA
Nov. 16	at Michigan	TBA
Nov. 23	at Rutgers	TBA
Nov. 30	MARYLAND	TBA

PENN STATE (7-0, 4-0 B1G)

Aug. 31	IDAHO	W, 79-7
Sept. 7	BUFFALO	W, 45-13
Sept. 14	PITTSBURGH	W, 17-10
Sept. 27	at Maryland	W, 59-0
Oct. 5	PURDUE	W, 35-7
Oct. 12	at No. 17/18 Iowa	W, 17-12
Oct. 19	No. 16/16 MICHIGAN	W, 28-21
Oct. 26	at Michigan State	3:30 p.m.
Nov. 9	at Minnesota	TBA
Nov. 16	INDIANA	TBA
Nov. 23	at Ohio State	TBA
Nov. 30	RUTGERS	TBA

* All times listed - Eastern | Rankings - AP/Coaches

MEDIA COVERAGE

TV: ABC

Play-by-Play: Sean McDonough
Analyst: Todd Blackledge
Sideline: Holly Rowe



RADIO: SPARTAN SPORTS NETWORK

Play-by-Play: George Blaha
Analyst: Jason Strayhorn
Broadcast Host: Will Tieman



Website: SpartanSportsNetwork.com
Mobile: SSN 24/7 App (iOS, Android)
Flagship Stations: Lansing: WMMQ (94.9 FM)/WJIM (1240 AM); Detroit: WJR (760 AM)
Affiliates: 32 affiliates listed at SpartanSportsNetwork.com
Satellite: Ch. 108 (Sirius), Ch. 196 (XM), Ch. 958 (SiriusXM.com)

MSU ATHLETIC COMMUNICATIONS

Associate Director/Football Contact Ben Phlegar
Cell Phone (517) 896-0031
E-Mail phlegarb@ath.msu.edu
Assistant Director/Football Contact Zach Fisher
Cell Phone (517) 896-2413
E-Mail zfisher@ath.msu.edu
Office Phone 517-355-2271
Website msuspartans.com
Twitter @msu_football
Instagram @msu_football

GAME

8

MICHIGAN STATE (4-3, 2-2) VS. NO. 6/6 PENN STATE (7-0, 4-0)

Date Saturday, Oct. 26
Kickoff 3:36 p.m. EDT
Location East Lansing, Mich.
Stadium Spartan Stadium (75,005)
Surface Natural Grass
TV/Web/Mobile ABC/Watch ESPN
Live Stats msuspartans.com
Tickets msuspartans.com
All-Time Series MSU leads, 17-15-1
Series in East Lansing MSU leads, 10-5
Last Meeting MSU 21, PSU 17 (2018)
Current Series Streak 2 by MSU (2017-)



Head Coach

Mark Dantonio

MSU Record

111-54 (13th year)

Overall Record

129-71 (16th year)

Record vs. PSU

6-4 (6-3 at MSU)

Head Coach

James Franklin

PSU Record

52-21 (sixth year)

Overall Record

76-36 (ninth year)

Record vs. MSU

1-4

FIRST-AND-10 -

• For just the third time in school history, Michigan State will play its third consecutive game against a top-10 opponent, as the Spartans welcome No. 6/6 Penn State to Spartan Stadium on Saturday, Oct. 26 at 3:30 p.m. The game will be televised nationally on ABC with Sean McDonough, Todd Blackledge and Holly Rowe on the call. MSU is coming off a bye week and enters the contest at 4-3 (2-2 Big Ten), while the Nittany Lions are 7-0 (4-0 Big Ten) following a 28-21 win over No. 16/16 Michigan at Beaver Stadium last Saturday. MSU is 7-5 after bye weeks under 13th-year head coach Mark Dantonio. MSU is the only FBS team this season to play three AP Top 10 opponents in a row.

• Saturday's game marks the 34th meeting between Michigan State and Penn State, with MSU leading the all-time series, 17-15-1. The Spartans have won five of the last six meetings against the Nittany Lions, including back-to-back wins against top-10 teams (No. 7 in 2017, No. 8 in 2018). MSU holds a 10-5 advantage in games played in East Lansing.

• MSU head coach Mark Dantonio is 6-3 against Penn State while coaching the Spartans, including a 3-1 record in Spartan Stadium. Dantonio is 6-4 overall against the Nittany Lions (lost at Penn State in 2005 while coaching Cincinnati).

• Since the renewal of the series in 1993, the winner of the Michigan State-Penn State game has been presented the Land-Grant Trophy. The trophy honors the two universities' unique places in history as the two pioneer land-grant schools in the nation. Each institution was founded in 1855: Michigan State on Feb. 12 and Penn State on Feb. 22. The schools were the prototypes after which the land-grant system was patterned. Since 1993, Penn State leads the series, 14-9, but the Spartans have won five of the last six.

• Michigan State also played three games in a row against AP Top 10 teams in 1970 (No. 4 Notre Dame on Oct. 3, No. 1 Ohio State on Oct. 10 and No. 6 Michigan on Oct. 17) and 1972 (No. 1 USC on Sept. 30, No. 7 Notre Dame on Oct. 7, No. 5 Michigan on Oct. 14). The Spartans played at No. 4 Ohio State on Oct. 5 and No. 8 Wisconsin on Oct. 12.

• Michigan State University will induct five members into its Athletics Hall of Fame on Thursday, Oct. 24. The Class of 2019 includes: Dan Bass (football), Karen Dennis (track & field), Mike Donnelly (hockey), Tom Milkovich (wrestling) and Mike Robinson (basketball). The annual "Celebrate State" weekend also includes the 10th-annual Varsity Letter Jacket Presentation and Hall of Fame induction ceremony on Thursday, Oct. 24 and culminates on Saturday, Oct. 26 with a special recognition of the Hall of Famers during the Michigan State-Penn State game in Spartan Stadium.



2019 SPARTAN FOOTBALL GAME NOTES

GAME NOTES: CONTENTS

Game Notes	1-23
Pronunciation Guide	14, 24
Depth Chart	24
Career Starts Chart	25
The Last Time	26
Updated Record Book	27
Mark Dantonio Bio	28-29
Numerical/Alphabetical Rosters	30-33
Game Recaps	34-40
Assistant Coach/Game Day Locations	41
Updated Player Bios	42-75
2019/Career Statistics	76-86

MICHIGAN STATE QUICK FACTS

GENERAL INFORMATION

Location: East Lansing, Mich.
Enrollment: 50,351 (fall 2018)
Conference: Big Ten (East Division)
Nickname: Spartans
Colors: Green and White
President: Samuel L. Stanley Jr.
Athletics Director: Bill Beekman
Stadium (Capacity): Spartan Stadium (75,005)
Surface: Natural Grass
Press Box Number: 517-353-0630

COACHING STAFF

Head Coach:

Mark Dantonio (South Carolina, 1979)

Record at MSU: 111-54 (13th season)

Career Record: 129-71 (16th season)

Asst. Head Coach/Defensive Coordinator/Linebackers:

Mike Tressel (13th year; Cornell [Iowa] College, 1996)

Offensive Coordinator/Running Backs:

Brad Salem (10th year; Augustana College, 1992)

Offensive Line:

Jim Bollman (10th year overall at MSU; Ohio, 1977)

Defensive Ends:

Chuck Bullough (second year; Michigan State, 1992)

Defensive Tackles:

Ron Burton (seventh year; North Carolina, 1987)

Secondary:

Paul Haynes (fourth year overall at MSU; Kent State, 1992)

Tight Ends/Special Teams Coordinator:

Mark Staten (13th year; Miami-Ohio, 2001)

Wide Receivers:

Don Treadwell (ninth year overall at MSU; Miami-Ohio, 1982)

Asst. Defensive Backs:

Terrence Samuel (ninth year; Purdue, 1995)

Quarterbacks:

Dave Warner (13th year; Syracuse, 1982)

FOOTBALL HISTORY

All-Time Record: 705-462-44 (.600)

First Season of Football: 1896

Bowl Games: 28 (12-16)

National Championships: 6 (1951, 1952, 1955, 1957, 1965, 1966)

Big Ten Championships: 9 (1953, 1965, 1966, 1978, 1987, 1990, 2010, 2013, 2015)

Big Ten Division Championships: 3 (2011, 2013, 2015)

College Football Playoff appearances: 1 (2015)

• Fifth-year senior wide receiver Darrell Stewart leads the Big Ten in receptions (46), receiving yards (683), receiving yards per game (97.6 ypg) and receptions per game (6.6 pg). He also ranks among the FBS leaders in total receiving yards (ninth with 683), receiving yards per game (10th with 97.6 ypg), receptions per game (12th with 6.6 pg) and total receptions (14th with 46). Stewart has three 100-yard receiving games and put together back-to-back 100-yard receiving games (career-high 185 yards vs. Western Michigan on Sept. 7 and 121 vs. Arizona State on Sept. 14) for the first time at MSU since Aaron Burbridge had four straight 100-yard games in 2015. Stewart's impressive performance to start the season has made him a late add to the Biletnikoff Award Watch List.

• The Spartans have consistently produced wins against highly ranked teams under Mark Dantonio. MSU is 10-9 in its last 19 games against teams ranked in The Associated Press Top 10, including wins over No. 4 Wisconsin in 2011, No. 2 Ohio State and No. 5 Stanford in 2013, No. 4 Baylor in 2014, No. 7 Oregon, No. 2 Ohio State and No. 4 Iowa in 2015, No. 7 Michigan and No. 7 Penn State in 2017, and No. 8 Penn State in 2018. Michigan State has won 14 of its last 26 games played against AP Top 25 opponents. Dantonio ranks second in school history in wins over AP Top 10 teams (10) and AP Top 25 teams (21).

• With the triumph over Northwestern on Sept. 21, Mark Dantonio became Michigan State's all-time winningest coach, passing Hall of Famer Duffy Daugherty, who collected a 109-69-5 record in East Lansing from 1954-72 (19 seasons). Dantonio owns a 111-54 (.673) record at Michigan State and has won the most Big Ten Championships (three) and bowl games (five) of any Spartan head coach and also ranks first with 11 bowl appearances. He is the only active Big Ten coach to win multiple Big Ten Championships (2010, 2013, 2015), claim a victory in the Rose Bowl (2014), and coach in the College Football Playoff (2015). Dantonio also ranks first in program history in conference winning percentage (.650, 67-36 record, minimum 10 games); tied for first in AP Top 25 finishes (seven); second in Big Ten wins (67), home wins (66) and AP Top 25 wins (21); and fifth in overall winning percentage (.673). Dantonio is 11th in Big Ten history in conference wins (67) and tied for 12th in overall victories (111).

• Senior linebacker Joe Bachie, who leads the team and ranks fourth in the Big Ten with 65 tackles, was named a first-team midseason All-American by Rivals.com and a second-team midseason All-American by The Associated Press. He also ranks fourth in the league in tackles per game (9.3 avg.). Bachie was named the Big Ten Defensive Player of the Week for the fourth time in his career following his performance in the win at Northwestern on Sept. 21 (career-high 14 tackles, 13 solo, two TFLs, one sack, one interception, two pass break-ups). He had 11 tackles at No. 4 Ohio State, marking his 12th career game with double-figure tackles. Bachie also has 8.5 tackles for loss, four pass break-ups, 3.5 sacks and one interception this season.

MICHIGAN STATE-PENN STATE SERIES: NOTES AND STATISTICS

STAT LEADERS –

Michigan State:

Rushing – R-Fr. Elijah Collins (98 carries for 492 yards, 5.0 avg., 3 TDs)

Passing – Sr.-5 Brian Lewerke (131-of-228, .575, 1,596 yards, 11 TDs, 3 INTs)

Receiving – Sr.-5 Darrell Stewart (46 catches for 683 yards, 14.8 avg., 4 TDs)

Tackles – Sr. Joe Bachie (65 tackles, 36 solos, 29 assists, 8.5 TFLs, 3.5 sacks, 4 PBUs, 1 INT)

Penn State:

Rushing – Fr. Noah Cain (62 carries for 329 yards, 5.3 avg., 6 TDs)

Passing – So. Sean Clifford (116-of-184, .630, 1,742 yards, 16 TDs, 2 INTs)

Receiving – So. KJ Hamler (32 catches for 563 yards, 17.6 avg., 7 TDs)

Tackles – So. Micah Parsons (45 tackles, 22 solos, 23 assists, 6.0 TFLs, 1.0 sack, 1 PBU)

STAT LEADERS VS. PENN STATE –

Michigan State:

Rushing – Sr.-5 Brian Lewerke (2 games, 19 carries for 45 yards, 2.4 avg., 0 TDs)



Passing – Sr.-5 Brian Lewerke (2 games, 57-of-108, .528, 659 yards, 4 TDs, 2 INTs)

Receiving – Sr.-5 Darrell Stewart (1 game, 5 catches for 65 yards, 13.0 avg., 1 TD)

Tackles – Sr. Joe Bachie (3 games, 10 tackles, 1 TFL, 1 INT)



WEEKLY MEDIA PLANNER

Monday, Oct. 21	Tuesday, Oct. 22	Wednesday, Oct. 23	Thursday, Oct. 24	Friday, Oct. 25	Saturday, Oct. 26	Sunday, Sept. 27
<p><u>7:37 a.m.</u> Mark Dantonio's weekly interview on WJR 760-AM.</p> <p><u>5:30 p.m.</u> Spartan Football All-Access TV show debuts on FOX Sports Detroit.</p>	<p><u>11:15 a.m.</u> Game notes available at msuspartans.com.</p> <p><u>11:30 a.m.</u> Mark Dantonio's weekly press conference (Spartan Stadium/North End Zone - Media Center). Live on SpartanSportsNetwork.com.</p> <p><u>3:45 p.m.</u> Closed practice.</p> <p><u>6 p.m.</u> Requested players available for interviews (Duffy Daugherty Building)</p>	<p><u>3:45 p.m.</u> Closed practice.</p>	<p><u>3:45 p.m.</u> Closed practice.</p> <p><u>7-8 p.m.</u> Mark Dantonio radio show at Reno's East (1310 Abbot Road, East Lansing). Listen live on all affiliates, on the SSN 24/7 mobile app, and SpartanSportsNetwork.com</p> 	<p>TBA Walk-through. Closed to media and no interviews.</p>	<p><u>3:36 p.m. ET</u> Kickoff vs. Penn State (ABC/Watch ESPN).</p> <p>Mark Dantonio and selected players available in post-game press conference.</p> 	<p>Off day.</p>

STAT COMPARISON (BIG TEN RANK, FBS RANK) –

	Michigan State	Penn State
Scoring	23.9 (12/96)	40.0 (2/10)
Total Offense	357.4 (11/100)	439.3 (4/40)
Rushing Offense	117.1 (12/110)	178.3 (6/52)
Passing Offense	240.3 (5/64)	261.0 (3/44)
Time of Possession	28:43 (9/92)	28:19 (11/103)
Third Down Conversions	.386 (9/73)	.422 (6/47)
Red Zone Offense	.846 (8/56)	.963 (2/9)
Sacks Allowed	1.43 (2/30)	1.71 (4/47)
Scoring Defense	21.0 (7/33)	10.0 (3/3)
Total Defense	314.3 (8/22)	282.1 (4/12)
Rushing Defense	117.7 (5/27)	66.3 (2/4)
Passing Defense	196.6 (8/35)	215.9 (10/59)
Third Down Conversions Defense	.386 (11/73)	.305 (4/16)
Red Zone Defense	.762 (3/29)	.800 (5/44)
Sacks	2.86 (5/27)	4.00 (2/4)
Turnover Margin	0.43 (6/32)	0.57 (4/27)
Fewest Penalty Yards	58.7 (10/81)	51.9 (7/44)

A GLANCE AT NO. 6/6 PENN STATE (7-0, 4-0 B1G) –

• The No. 6/6 Nittany Lions tote an unblemished 7-0 overall and 4-0 Big Ten mark into Spartan Stadium for Saturday's clash with the Spartans. Saturday is Penn State's second straight game against the Great Lakes State after beating No. 16/16 Michigan, 28-21, last Saturday in Happy Valley. The Nittany Lions opened a 21-0 lead in the second quarter and held off a second-half Michigan rally.

• Penn State's 28 points marked the Nittany Lions' fifth time scoring 28 or more points in the seven games this season, including all four Big Ten games. The 21 points allowed was a season high for the PSU defense, after holding the opposition to 13 points or less in the previous six games, including 12 or fewer in the previous three Big Ten games. PSU beat Maryland, 59-0, Purdue, 35-7, and No. 17/18 Iowa, 17-12, before the win over Michigan Saturday night. The back-to-back wins over ranked teams marked the first time that PSU defeated ranked opponents in consecutive games since 2005.

• In the win over Michigan, sophomore quarterback Sean Clifford was 14-of-25 for 182 yards with three TD passes, while rushing 11 times for 17 yards with a 2-yard scoring run, overcoming two sacks. Two of Clifford's TD passes went to sophomore wide receiver KJ Hamler, a 25-yard score in the second quarter and a 53-yard scoring strike in the fourth quarter, Clifford's longest pass of the day. Hamler ended with six catches for 108 yards on the night, his second career two TD outing and his fourth career 100-yard game.

• The PSU defense was spearheaded by sophomore linebacker Micah Parsons' career-high 14 stops, while senior linebacker Cam Brown added 10 tackles.

• Penn State won despite getting out-gained by Michigan, 417-283, as the Nittany Lions had 182 yards passing and 101 rushing, while the Wolverines posted 276 passing and 141 rushing. However, the PSU defense snared one interception and stopped UM twice on fourth-down conversions.

AROUND THE BIG TEN

2019 BIG TEN STANDINGS

	Conf.	Games	All Games
East Division			
Ohio State	4-0	1.000	7-0 1.000
Penn State	4-0	1.000	7-0 1.000
Michigan	3-2	.600	5-2 .714
Michigan State	2-2	.500	4-3 .571
Indiana	2-2	.500	5-2 .714
Maryland	1-3	.250	3-4 .429
Rutgers	0-5	.000	1-6 .143
West Division			
Minnesota	4-0	1.000	7-0 1.000
Wisconsin	3-1	.750	6-1 .857
Iowa	2-2	.500	5-2 .714
Nebraska	2-2	.500	4-3 .571
Illinois	1-3	.250	3-4 .429
Purdue	1-3	.250	2-5 .286
Northwestern	0-4	.000	1-5 .167



THIS WEEK'S SCHEDULE

Saturday, Oct. 26

Illinois at Purdue, 12 p.m. (BTN)
 Liberty at Rutgers, 12 p.m. (BTN)
 Wisconsin at Ohio State, 12 p.m. (FOX)
 Iowa at Northwestern, 12 p.m. (ESPN2)
 Indiana at Nebraska, 3:30 p.m. (BTN)
 Maryland at Minnesota, 3:30 p.m. (ESPN)
 Penn State at Michigan State, 3:30 p.m. (ABC)
 Notre Dame at Michigan, 7:30 p.m. (ABC)

LAST WEEK'S RESULTS

Illinois 24, Wisconsin 23
 Indiana 34, Maryland 28
 Iowa 26, Purdue 20
 Penn State 28, Michigan 21
 Minnesota 42, Rutgers 7
 Ohio State 52, Northwestern 3



2019 SPARTAN FOOTBALL GAME NOTES

ATHLETIC COMMUNICATIONS

GENERAL INFORMATION

Mailing Address
1855 Place, 550 S. Harrison Rd.
East Lansing, MI 48823

Office Phone (517) 355-2271

Website msuspartans.com

SOCIAL MEDIA

Facebook (Athletics) MSUAthletics

Facebook (Football) MichiganStateFootball

Twitter (Football) @MSU_Football

Twitter (Athletics) @MSU_Athletics

Instagram MSU_Football

YouTube Channel MSUSpartanAthletics

STAFF

Associate AD/Communications Matt Larson
Email larson@ath.msu.edu

Athletic Communications Director Jamie Baldwin
Email jbalwin@ath.msu.edu

Associate Director Mike "Mex" Carey
Email carey@ath.msu.edu

Associate Director/Football Contact Ben Phlegar
Cell Phone (517) 896-0031
Email phlegarb@ath.msu.edu

Assistant Director Jeff Barnes
Email jbarnes@ath.msu.edu

Assistant Director Kara Fisher
Email kfisher@ath.msu.edu

Assistant Director/Football Contact Zach Fisher
Cell Phone (517) 896-2413
Email zfisher@ath.msu.edu

Director of Digital Production Nick Baker
Email nbaker@ath.msu.edu

Director of Video Systems Bob Armstrong
Email armstr84@ath.msu.edu

Senior All-Access Producer Justin Garant
Email garantju@ath.msu.edu

Creative Content Director Julian Stall
Email stalljul@ath.msu.edu

Video Producer Jacob Huber
Email huberjac@ath.msu.edu

Video Producer/BTN Student U Matt McCullough
Email mccull13@ath.msu.edu

Video Producer Ben Owen
Email owenbeni@ath.msu.edu

Video Producer Renae Weaver
Email weave101@ath.msu.edu

Director of Graphic Design Kyle Barnes
Email kyle.barnes@ath.msu.edu

Office Coordinator Paulette Martis
Email martis@ath.msu.edu

Staff Assistant Angie Bazzano
Email bazzanoa@ath.msu.edu

Staff Assistant Johnny Obholz
Email obholzjo@ath.msu.edu

MICHIGAN STATE
FOOTBALL
msuspartans.com

facebook

MSUAthletics/MichiganStateFootball



@msu_football
@msu_athletics



MSUSpartanAthletics

• On the season, Penn State is second in the Big Ten and 10th in the FBS in scoring offense (40.0 ppg) and third in both the Big Ten and FBS in scoring defense (10.0 ppg).

• PSU is fourth in the Big Ten and 40th in the FBS in total offense, ranking third in the league and 44th in the nation in passing offense (261.0 ypg), while ranking sixth in the conference and 52nd in the country in rushing offense (178.3 ypg).

• Penn State is tied for first in the Big Ten and tied for 10th in the FBS in fewest turnovers (6), with four fumbles and two interceptions.

• Defensively, the Nittany Lions are fourth in the Big Ten and 12th in the FBS in total defense (282.1 ypg), ranking second in the conference and fourth in the FBS in rushing defense (66.3 ypg) and 10th in the league and 59th in the nation in passing defense (215.9 ypg).

• The PSU defense is also second in the conference and fourth in the country in both team sacks (4.0 pg) and tackles for loss (8.9 pg).

• Individually, Clifford is second in the B1G and 32nd in the FBS in passing yards per game (248.9), along with third in the conference and eighth in the country in passing efficiency (169.1), completing 116-of-184 (.630), ranking fourth in the league in passing completion. Clifford is also second in the Big Ten and 14th in the FBS in passing TDs (16), as well as second in the league and seventh in the nation in passing yards per completion (15.0). Clifford has thrown for 1,742 yards on the season with 16 TDs and just two INTs. Clifford also has 70 rushing attempts for 269 yards rushing with three TDs, ranking 15th in the B1G in rushing yards per carry (3.8).

• Hamler leads the league and is 12th in the nation in receiving TDs (7), with 32 receptions for 563 yards. He also is fifth in the B1G and 27th in the FBS in receiving yards per game (80.4) and fifth in the conference and 29th in the country in receiving yards (563), as well as sixth in the league and 75th in the nation in receptions per game (4.6). Hamler also is fifth in the Big Ten and 43rd in the FBS in punt return average (5.5 ypr), with 19 punt returns for 104 yards.

• Freshman running back Noah Cain leads PSU's rushing attack with 62 carries for 329 yards (5.3 ypc/47.0 ypg) with six rushing touchdowns, ranking eighth in the Big Ten and 37th in the FBS in rushing TDs. Cain also had six catches for 50 yards (8.3 ypc).

• Parsons spearheads the Nittany Lion defense with 45 total tackles (22 solo, 23 assists), ranking 18th in the Big Ten with 6.4 tackles per game. Parsons is tied for 22nd in the league with 6.0 tackles for loss, ranking tied for 24th in the conference in TFL/game (0.86), adding one sack and one pass break-up.

• Junior defensive lineman Yetur Gross-Matos is tied for eighth in the Big Ten and tied for 33rd in the FBS in tackles for loss per game (1.3), ranking tied for seventh in the league with 9.0 TFLs.

• Gross-Matos and junior defensive lineman Shaka Toney are tied for sixth in the conference and tied for 27th in the country in sacks per game (0.8) with 5.5 total sacks, also ranking tied for sixth in the Big Ten. Toney adds 6.5 TFLs, ranking tied for 16th in the league, as well as tied 17th in the conference with 0.93 TFL/game.

• Sophomore placekicker Jake Pinegar is sixth in the Big Ten in kick scoring and ninth in the league in overall scoring at 7.4 ppg. Pinegar is 37-of-37 PATs, one of 11 placekickers in the B1G with a perfect 100 PAT percentage. He has made 5-of-6 FGs, ranking third in the league in FG percentage (.833), with a long of 38 yards.

• Sophomore placekicker Jordan Stout is 2-of-3 on FGs with all three attempts coming from 50+ yards,

ALL-TIME SERIES RESULTS VS. PENN STATE

Overall: 17-15-1				1966	W	42-8	H	2004	L	13-37	A
Big Ten Games: 9-14				1993	L	37-38	H	2005	L	22-31	H
H: 10-5-0; A: 7-10-1				1994	L	31-59	A	2006	L	13-17	A
1914	W	6-3	A	1995	L	20-24	H	2007	W	35-31	H
1925	L	6-13	A	1996	L	29-32	A	2008	L	18-49	A
1945	W	33-0	H	1997	W	49-14	H	2009	L	14-42	H
1946	W	19-16	A	1998	L	28-51	A	2010	W	28-22	A
1948	T	14-14	A	1999	W	35-28	H	2014	W	34-10	A
1949	W	24-0	H	2000	L	23-42	A	2015	W	55-16	H
1951	W	32-21	A	2001	L	37-42	H	2016	L	12-45	A
1952	W	34-7	H	2002	L	7-61	A	2017	W	27-24	H
1965	W	23-0	A	2003	W	41-10	H	2018	W	21-17	A

2019 SPARTAN FOOTBALL GAME NOTES



making a long of 57 yards. Stout also handles PSU's kickoffs, with 40 touchbacks on 49 total kickoffs (.816).

- Senior punter Blake Gillikin has 36 punts for a 41.7 ypp average with a long of 62 yards, one of seven punts of 50-plus yards, with 19 inside the 20. Gillikin is ninth in the Big Ten in punting average and third in punts inside the 20.

MSU/PENN STATE SERIES NOTES –

- Saturday's game marks the 34th meeting between Michigan State and Penn State, with MSU leading the all-time series, 17-15-1. The Spartans have won five of the last six meetings against the Nittany Lions, including back-to-back wins against top-10 teams (No. 7 in 2017, No. 8 in 2018). MSU holds a 10-5 advantage in games played in East Lansing.

- MSU head coach Mark Dantonio is 6-3 against Penn State while coaching the Spartans, including a 3-1 record in Spartan Stadium. Dantonio is 6-4 overall against the Nittany Lions (lost at Penn State in 2005 while coaching Cincinnati).

- Since the renewal of the series in 1993, the winner of the Michigan State-Penn State game has been presented the Land-Grant Trophy. The trophy honors the two universities' unique places in history as the two pioneer land-grant schools in the nation. Each institution was founded in 1855: Michigan State on Feb. 12 and Penn State on Feb. 22. The schools were the prototypes after which the land-grant system was patterned. Since 1993, Penn State leads the series, 14-9, but the Spartans have won five of the last six.

- Here's a look at MSU's results against Penn State under Michigan State head coach **Mark Dantonio** (6-3):

Date	Result	Site
Nov. 17, 2007	Michigan State 35, Penn State 31	East Lansing
Nov. 22, 2008	No. 7 Penn State 49, No. 17 Michigan State 14	University Park
Nov. 21, 2009	No. 13 Penn State 42, Michigan State 14	East Lansing
Nov. 27, 2010	No. 11 Michigan State 28, Penn State 22	University Park
Nov. 29, 2014	No. 10 Michigan State 34, Penn State 10	University Park
Nov. 28, 2015	No. 6 Michigan State 55, Penn State 16	East Lansing
Nov. 26, 2016	No. 8 Penn State 45, Michigan State 12	University Park
Nov. 4, 2017	No. 24 Michigan State 27, No. 7 Penn State 24	East Lansing
Oct. 13, 2018	Michigan State 21, No. 8 Penn State 17	University Park

THE LAST MEETING –

Oct. 13, 2018, in University Park, Pa. (AP): Each Michigan State player brought a poker chip to Happy Valley and coach Mark Dantonio encouraged the Spartans to push them all to the center of the table. As the evening wore on against No. 8 Penn State, it was clear the Spartans were all-in. They converted a fake punt early, tried a fake field goal instead of kick for the tying points late in the fourth quarter and opted to throw to the end zone instead of run it to preserve another shot at an equalizing kick. That go-for-broke mentality paid off in Michigan State's 21-17 win.

Brian Lewerke threw a 25-yard touchdown pass to Felton Davis with 19 seconds left to lift the Spartans over the Nittany Lions, making it two consecutive seasons Michigan State used a late score to hand Penn State a second straight loss.

Davis stayed in despite hurting his hip on Michigan State's penultimate drive and finished with eight catches for 100 yards.

Miles Sanders ran for 162 yards and a touchdown for the Nittany Lions and McSorley completed 19 of 32 passes for 192 yards with a touchdown to become the program's all-time passing yardage leader.

THE LAST MEETING IN EAST LANSING –

Nov. 4, 2017, in East Lansing, Mich. (AP): Matt Coghlin kicked a 34-yard field goal as time expired – some seven hours after the game began – and No. 24 Michigan State upset No. 7 Penn State 27-24 in a game that was delayed nearly 3 1/2 hours by severe weather in the second quarter. After making his winning kick, Coghlin ran back down the field and slid across it on his stomach while his teammates joined him in celebration.

Trace McSorley threw for 381 yards and three touchdowns for Penn State, but star Saquon Barkley was held in check. He had 0 yards rushing in the first half and finished with only 63. McSorley was intercepted three times.

POLLS (OCT. 20)

ASSOCIATED PRESS

Rk.	School	Record
1.	Alabama (24)	7-0
2.	LSU (16)	7-0
3.	Ohio State (13)	7-0
4.	Clemson (9)	7-0
5.	Oklahoma	7-0
6.	Penn State	7-0
7.	Florida	7-1
8.	Notre Dame	5-1
9.	Auburn	6-1
10.	Georgia	6-1
11.	Oregon	6-1
12.	Utah	6-1
13.	Wisconsin	6-1
14.	Baylor	7-0
15.	Texas	5-2
16.	SMU	7-0
17.	Minnesota	7-0
18.	Cincinnati	6-1
19.	Michigan	5-2
20.	Iowa	5-2
21.	Appalachian State	6-0
22.	Boise State	6-1
23.	Iowa State	5-2
24.	Arizona State	5-2
25.	Wake Forest	6-1

USA TODAY/AMWAY COACHES

Rk.	School	Record
1.	Alabama (44)	7-0
2.	Clemson (10)	7-0
3.	LSU (3)	7-0
4.	Ohio State (8)	7-0
5.	Oklahoma	7-0
6.	Penn State	7-0
7.	Notre Dame	5-1
8.	Florida	7-1
9.	Georgia	6-1
10.	Auburn	6-1
11.	Oregon	6-1
12.	Utah	6-1
13.	Wisconsin	6-1
14.	Baylor	7-0
15.	Texas	5-2
16.	Minnesota	7-0
17.	SMU	7-0
18.	Cincinnati	6-1
19.	Iowa	5-2
20.	Michigan	5-2
21.	Boise State	6-1
22.	Appalachian State	6-0
23.	Wake Forest	6-1
24.	Arizona State	5-2
25.	Memphis	6-1

(First-place votes) | **Bold** indicates MSU opponent

SPARTANS IN THE POLLS

Week	ASSOCIATED PRESS COACHES CFP		
	AP	COACHES	CFP
Preseason	18	20	-
Sept. 3	19	20	-
Sept. 8	18	19	-
Sept. 15	RV	RV	-
Sept. 22	25	RV	-
Sept. 29	25	23	-
Oct. 6	RV	RV	-
Oct. 13	-	-	-
Oct. 20	-	-	-



2019 SPARTAN FOOTBALL GAME NOTES

2019 SPARTAN FOOTBALL STAFF

COACHING STAFF

Head Coach:

Mark Dantonio (South Carolina, 1979)

Record at MSU: 111-54 (13th season)

Career Record: 129-71 (16th season)

Asst. Head Coach/Defensive Coordinator/Linebackers:

Mike Tressel (13th year; Cornell [Iowa] College, 1996)

Offensive Coordinator/Running Backs:

Brad Salem (10th year; Augustana College, 1992)

Offensive Line:

Jim Bollman (10th year overall at MSU; Ohio, 1977)

Defensive Ends:

Chuck Bullough (second year; Michigan State, 1992)

Defensive Tackles:

Ron Burton (seventh year; North Carolina, 1987)

Secondary:

Paul Haynes (fourth year overall at MSU; Kent State, 1992)

Tight Ends/Special Teams Coordinator:

Mark Staten (13th year; Miami-Ohio, 2001)

Wide Receivers:

Don Treadwell (ninth year overall at MSU; Miami-Ohio, 1982)

Asst. Defensive Backs/Freshmen Head Coach:

Terrence Samuel (ninth year; Purdue, 1995)

Quarterbacks:

Dave Warner (13th year; Syracuse, 1982)

Offensive Analyst:

Nick Ruffing (10th year overall)

Defensive Analyst:

Steve Gardiner (sixth year overall)

Defensive Analyst:

Jesse Johnson (first year)

Special Teams Analyst:

Shayne Graham (second year)

Graduate Assistant/Defense:

Cam Cleminson

Graduate Assistant/Defense:

Jairus Jones

Graduate Assistant/Offense:

Blaine Macius

Graduate Assistant/Offense:

Ethan McGuire

Offensive Intern:

Mickey Macius

ADMINISTRATIVE/RECRUITING STAFF

Assistant AD/Director of Football Operations:

Tim Allen (12th year)

Director of Executive Football Operations:

Cody Cox (third year)

Director of Personnel/Player Development & Relations:

Dino Folino (18th year)

Executive Director of Player Personnel & Recruiting:

Sheldon White (fourth year)

Head Football Coach Executive Administrator:

Simone Proulx (12th year)

Assistant Director of Football Operations/Camp Coordinator:

Andrew Kolpacki (first year)

On-Campus Recruiting Coordinator:

Jerry VanHavel (first year)

Player Personnel Coordinator:

Butler Benton (fourth year)

Player Personnel/Recruiting:

Zac Hueter (first year)

Recruiting Interns:

Cory Giddings, Kyle Schrauben

Office Assistant:

Cindy Mejorado (21st year)

STRENGTH AND CONDITIONING STAFF

Head Strength and Conditioning Coach:

Ken Mannie (25th year)

Associate Head Strength and Conditioning Coach:

Tommy Hoke (16th year)

Associate Head Strength and Conditioning Coach:

Mike Vorkapich (24th year)

Associate Head Strength and Conditioning Coach:

Lorenzo Guess (eighth year)

Associate Strength and Conditioning Coach:

Bill Burghardt (eighth year)

ATHLETIC TRAINING STAFF

Head Athletic Trainer:

Sally Nogle (36th year)

Football Trainer:

Tamaria Hibbler (third year)

Football Trainer:

Brett Penning (second year)

Sports Performance Dietitian:

Rob Masterson

Asst. Sports Performance Dietitian:

Rayanne Nguyen

EQUIPMENT STAFF

Head Football Equipment Manager:

Juan Moreno (10th year)

Football Equipment Manager:

Dan Kalchik (second year)

COACHING TECHNOLOGY/CREATIVE MEDIA

Director of Coaching Technology/Creative Media:

Matt Harper (11th year)

Asst. Director of Coaching Technology/Creative Director:

Ben Mathers (first year)

Director of Creative Video:

Austin Flynn (first year)

Director of Graphic Design/New Media:

Lizzy Otten (first year)

ACADEMIC STAFF

Executive Director/Student-Athlete Support Services:

Todd Edwards (16th year)

Associate Director:

Mandy Chandler (22nd year)

Assistant Director:

Antwan Joseph (third year)

Brian Lewerke threw for 400 yards and two touchdowns for the Spartans, and Michigan State was aided at the end by a roughing the passer call on Penn State's Marcus Allen. Lewerke was hit by Allen on a third-down pass that fell incomplete in the final minute. The penalty moved the ball to the Penn State 22, and the Spartans were able to run the clock down before Coghlin's winning kick.

Penn State was ahead 14-7 in the second quarter when the game was halted for a lengthy weather delay. The game kicked off at 12:05 p.m. and didn't end until after dark at 7:03.

LAST TIME OUT: NO. 8/8 WISCONSIN 38, MICHIGAN STATE 0

• The Spartans fell at No. 8/8 Wisconsin, 38-0, on Oct. 12 at Camp Randall Stadium . . . MSU leads the overall series against the Badgers, 30-24, but the series is tied in Madison, 14-14 . . . UW has won two straight over the Spartans.

OFFENSE

• Senior wide receiver Darrell Stewart finished with five receptions for 59 yards against the Badgers . . . he has led MSU in receptions in all seven games this season . . . Stewart holds the Spartans' longest active streak with at least one reception in 31 consecutive games as well as 13 games in a row with three or more catches.

• MSU was shut out for the first time since Dec. 31, 2015, against Alabama (38-0).

• The Spartans were held to season lows in rushing yards (30), passing yards (119), total yards (149) and first downs (7) against Wisconsin . . . the Badgers entered the game ranked No. 1 in the FBS in total defense, scoring defense and passing defense while ranking No. 2 in rushing defense.

DEFENSE

• Junior linebacker Antjuan Simmons led the Spartans with a career-high 10 tackles, including a 1-yard tackle for loss . . . he has a team-leading nine tackles for loss this season . . . he also had one pass break-up.

• Junior defensive end Jacob Panasiuk had five tackles, including a forced fumble on a 7-yard sack in the second quarter.

• The Spartans held Heisman Trophy candidate Jonathan Taylor to a season-low 80 yards on 26 carries (3.1 avg.) and snapped his 10-game streak with at least 100 rushing yards.

SPECIAL TEAMS

• Jake Hartbarger's 61-yard punt in the first quarter marked his third straight game with at least one punt of 60-plus yards . . . overall it was Hartbarger's fourth punt of 60-plus yards this season as part of 13 punts of 50-plus yards . . . for his career, Hartbarger now has nine punts of 60 or more yards as part of 51 punts of 50-plus yards.

• Senior linebacker Tyriq Thompson had MSU's longest offensive play of the day on a 20-yard run on a fake punt in the third quarter.

DEFENSIVE NOTES

SPARTAN ROSTER FULL OF EXPERIENCE –

• On defense, the Spartans returned eight starters in 2019 from a unit that finished the 2018 season ranked No. 1 in the FBS in rushing defense (77.9 ypg), No. 8 in scoring defense (17.2 ppg) and No. 10 in total defense (303.2 ypg). Out of a possible 143 starting positions last season over the course of 13 games, the Spartans returned 105 of those starts (73 percent). Five of those eight returning starters started in all 13 games last season (LB Joe Bachie, S David Dowell, DT Mike Panasiuk, NT Raequan Williams, DE Kenny Willekes), while linebacker Tyriq Thompson started 12 games and defensive end Jacob Panasiuk started 11 games.

• The Spartan defense features seven seniors and a combined 257 career starts among the projected starters on the depth chart (Mike Panasiuk and Williams, 36 starts each; Bachie, 33 starts; Willekes, 32 starts; Dowell, 30 starts; Scott, 24 starts; Thompson, 19 starts; Jacob Panasiuk, 18 starts; Butler, 15 starts; Simmons and Henderson, seven starts each). Five players (Mike Panasiuk, Williams, Bachie, David Dowell, Willekes) have started 25 consecutive games together, and seven players (those previous five plus Thompson and Jacob Panasiuk) have started 17 straight games together.

2019 SPARTAN FOOTBALL GAME NOTES



A HISTORY OF STOPPING THE RUN –

• Michigan State ranked first in the FBS in rushing defense in 2018, allowing just 77.9 yards per game, the fifth-lowest in school history and the lowest since 1999 (76.2 ypg). MSU's 77.9 ypg average was the lowest by a non-Alabama team since 2009 (Texas, 72.4 ypg). The Spartans held their opponents to under 100 yards rushing eight times. MSU also ranked first in the Big Ten in conference games in rushing defense (93.8 ypg). MSU only gave up 30 rushes of 10-plus yards in 2018, tied for second fewest in the FBS.

• Stopping the run has been the main theme for MSU on defense in the Dantonio era, and it led to ranking No. 1 in the NCAA FBS in rushing defense in 2014 (88.5 ypg) and 2018 (77.9 ypg). In addition, MSU has led the Big Ten in rushing defense six times (2011-14, 2017-18) under Dantonio. Since the Big Ten began awarding stat champions in all games in 1985, Michigan State (2011-14) became only the second team in conference history to lead the league in rushing defense four years in a row (Michigan, 1990-93). The Spartans have been ranked in the Top 25 in rushing defense eight times in the last 10 seasons, including a run of five straight years in the top 11 (2011-15). MSU has led the Big Ten in rushing defense the past two seasons and ranked No. 1 in the FBS in 2018 (77.9 ypg) and No. 2 in 2017 (95.3 ypg).

• MSU is currently ranked 27th in rushing defense through the first seven games in 2019, allowing a total of 824 yards rushing (117.7 ypg).

• Michigan State posted a dominant defensive performance in the victory over Tulsa on Aug. 30. The Spartans held the Golden Hurricane to -73 yards rushing, a school-record low for a Spartan opponent (previous: -63 yards by Pittsburgh in 1950). That mark also tied a Big Ten single-game record (Iowa held Purdue to -73 yards rushing in 1989) and it's the fewest rushing yards by any FBS team since 2000, when Mississippi State held Florida to -78 yards rushing. MSU also limited Tulsa to 80 yards of total offense, the lowest output by a Spartan opponent since 2011 (Florida Atlantic, 48).

• MSU has held four of its seven opponents in 2019 below 100 yards rushing (-73 by Tulsa; 67 by Western Michigan; 76 by Arizona State; 70 by Indiana). In 165 games under Dantonio, Michigan State has held its opponent under 100 yards rushing 84 times (.509). MSU is 71-13 (.845) in those games, including a 61-8 (.884) record since 2010.

MSU KEEPING OPPONENTS OFF THE SCOREBOARD –

• For the third time under Dantonio, Michigan State led the Big Ten in scoring defense in 2018, allowing just 17.2 points per game, which tied for eighth fewest in the FBS. The Spartans also ranked No. 1 in the Big Ten in scoring defense in 2012 (16.3 ppg) and 2013 (13.2 ppg). MSU also ranked No. 1 in the Big Ten in conference games in scoring defense (16.6 ppg) in 2018.

• MSU has allowed 20 or fewer points under Dantonio 82 times (50 percent); MSU's record in those games is 72-10 (.878).

• MSU has allowed 17 or fewer points under Dantonio 77 times (47 percent); MSU's record in those games is 68-9 (.883).

• MSU has only given up 30 or more points under Dantonio 40 times (24 percent; record: 11-29).

PUTTING PRESSURE ON THE QB –

• Michigan State ranks fifth in the Big Ten and tied for 27th in the FBS with 20 total sacks (2.86 sacks per game). Kenny Willekes leads the way for MSU with four, followed 3.5 from Raequan Williams and Joe Bachie and three from Jacub Panasiuk. Shakur Brown (2.0), Antjuan Simmons (1.5), Mike Panasiuk (1.0), Chase Kline (1.0) and Tyriq Thompson (0.5) have also contributed sacks for the Spartans.

• MSU also ranks tied for fourth in the Big Ten and tied for 22nd in the FBS with 53 tackles for loss (7.6 ypg).

THREE-AND-OUT –

• In seven games this season, the Spartans have forced their opponents to go three-and-out on 31 of 84 possessions (.369 percent; 4.4 per game). [Three-and-out: either holding opponent without a first down within its first three plays on a new series or forcing a turnover in the first three plays.]

SPARTAN THREE-AND-OUT CHART –

Opponent	Possessions	Three-and-Out	Percent	Punts	Turnovers
Tulsa	14	9	.643	6	3
Western Michigan	12	3	.250	2	1
Arizona State	9	2	.222	2	0
Northwestern	13	5	.385	4	1
Indiana	13	6	.462	5	1
Ohio State	14	3	.214	2	0
Wisconsin	9	3	.333	3	0
Totals	84	31	.369	24	6

ALL-TIME WINNINGEST COACHES - MICHIGAN STATE HISTORY

OVERALL

Rk.	Coach (Years)	Wins
1.	Mark Dantonio (2007-)	111
2.	Duffy Daugherty (1954-72)	109
3.	Charles Bachman (1933-46)	70
4.	George Perles (1983-94)	68
5.	Chester Brewer (1903-10, '17, '19)	58

Rk.	Coach (Years)	Win Pct.
1.	John Macklin (1911-15)	.853 (29-5)
2.	Clarence "Biggie" Munn (1947-53)	.846 (54-9-20)
3.	Jim Crowley (1929-32)	.712 (22-8-3)
4.	Chester Brewer (1903-10, '17, '19)	.699 (58-23-7)
5.	Mark Dantonio (2007-)	.673 (111-54)

BIG TEN GAMES

Rk.	Coach (Years)	Wins
1.	Duffy Daugherty (1954-72)	72
2.	Mark Dantonio (2007-)	67
3.	George Perles (1983-94)	53

Rk.	Coach (Years) [Min. 10 games]	Win Pct.
1.	Mark Dantonio (2007-)	.650 (67-36)
2.	Denny Stoiz (1973-75)	.604 (14-9-1)
3.	Nick Saban (1995-99)	.603 (23-15-1)

BOWL APPEARANCES

Rk.	Coach (Years)	Bowls
1.	Mark Dantonio (2007-)	11
2.	George Perles (1983-94)	7

BOWL WINS

Rk.	Coach (Years)	Bowl Wins
1.	Mark Dantonio (2007-)	5
2.	George Perles (1983-94)	3

AP TOP-25 FINISHES

Rk.	Coach (Years)	Wins
1.	Mark Dantonio (2007-)	7
	Duffy Daugherty (1954-72)	7
3.	Clarence "Biggie" Munn (1947-53)	6

WINS OVER AP TOP-25 TEAMS

Rk.	Coach (Years)	Wins
1.	Duffy Daugherty (1954-72)	25
2.	Mark Dantonio (2007-)	21
3.	George Perles (1983-94)	14

WINS OVER AP TOP-10 TEAMS

Rk.	Coach (Years)	Wins
1.	Duffy Daugherty (1954-72)	17
2.	Mark Dantonio (2007-)	10
3.	Clarence "Biggie" Munn (1947-53)	5

HOME GAMES

Rk.	Coach (Years)	Wins
1.	Duffy Daugherty (1954-72)	68
2.	Mark Dantonio (2007-)	66
3.	Charles Bachman (1933-46)	46

Rk.	Coach (Years)	Pct.
1.	Clarence "Biggie" Munn (1947-53)	.892 (33-4)
2.	Jim Crowley (1929-32)	.886 (19-2-1)
3.	John Macklin (1911-15)	.857 (18-3)
4.	Chester Brewer (1903-10, '17, '19)	.845 (45-7-3)
5.	Charles Bachman (1933-46)	.790 (46-10-6)
6.	Mark Dantonio (2007-)	.750 (66-22)



2019 SPARTAN FOOTBALL GAME NOTES

ALL-TIME WINNINGEST COACHES - BIG TEN HISTORY

OVERALL

Rk. Coach (Years)	Wins
1. Woody Hayes (Ohio State, 1951-78)	205
2. Amos Alonzo Stagg (Chicago, 1896-1932)	199
3. Bo Schembechler (Michigan, 1969-89)	194
4. Joe Paterno (Penn State, 1993-2011 in B1G)	162
5. Kirk Ferentz (Iowa, 1999-)	157
6. Hayden Fry (Iowa, 1979-98)	143
7. Henry Williams (Minnesota, 1900-21)	136
8. Robert Zuppke (Illinois, 1931-41)	131
9. Lloyd Carr (Michigan, 1995-2007)	122
10. Barry Alvarez (Wisconsin, 1999-2005)	119
11. Fielding Yost (Michigan, 1901-06, '17-23, '25-26 in B1G)	113
12. John Cooper (Ohio State, 1988-2000)	111
Mark Dantonio (Michigan State, 2007-)	111
14. Duffy Daugherty (Michigan State, 1954-72)	109

BIG TEN WINS

Rk. Coach (Years)	Wins
1. Woody Hayes (Ohio State, 1951-78)	153
2. Bo Schembechler (Michigan, 1969-89)	143
3. Amos Alonzo Stagg (Chicago, 1896-1932)	115
4. Hayden Fry (Iowa, 1979-98)	96
5. Joe Paterno (Penn State, 1993-2011 in B1G)	95
6. Kirk Ferentz (Iowa, 1999-)	93
7. Lloyd Carr (Michigan, 1995-2007)	81
8. Robert Zuppke (Illinois, 1931-41)	76
9. Duffy Daugherty (Michigan State, 1954-72)	72
10. John Cooper (Ohio State, 1988-2000)	70
11. Mark Dantonio (Michigan State, 2007-)	67

MOST 10-WIN SEASONS

Rk. Coach (Years)	Wins
1. Bo Schembechler (Michigan) (1971, '72, '73, '74, '76, '77, '78, '80, '85, '86, '89)	11
2. Jim Tressel (Ohio State) (2002, '03, '05, '06, '07, '08, '09, '10*)	8*
3. Urban Meyer (Ohio State) (2012, '13, '14, '15, '16, '17, '18)	7
Joe Paterno (Penn State) (1993, '94, '96, '99, 2005, '08, '09)	7^
5. Mark Dantonio (Michigan State) (2010, '11, '13, '14, '15, '17)	6
Lloyd Carr (Michigan) (1997, '98, '99, 2002, '03, '06)	6
7. Kirk Ferentz (Iowa) (2002, '03, '04, '09, '15)	5
Woody Hayes (Ohio State) (1954, '68, '73, '74, '75)	5
Fielding Yost (Michigan) (1901, '02, '03, '04, '05)	5
John Cooper (Ohio State) (1993, '95, '96, '97, '98)	5

* wins vacated in 2010; ^ as Big Ten member (21 overall)

MOST 11-WIN SEASONS

Rk. Coach (Years)	Wins
1. Urban Meyer (Ohio State) (2012, '13, '14, '15, '16, '17, '18)	7
2. Jim Tressel (Ohio State) (2002, '03, '06, '07, '09, '10*)	6*
3. Mark Dantonio (Michigan State) (2010, '11, '13, '14, '15)	5
Joe Paterno (Penn State) (1994, '96, 2005, '08, '09^)	5^

* wins vacated in 2010; ^ as Big Ten member (15 overall)

MOST 12-WIN SEASONS

Rk. Coach (Years)	Wins
1. Urban Meyer (Ohio State) (2012, '13, '14, '15, '16, '17, '18)	6
2. Jim Tressel (Ohio State) (2002, '06, '10*)	3*
3. Mark Dantonio (Michigan State) (2013, '15)	2

* wins vacated in 2010

HISTORY OF STINGY DEFENSES UNDER DANTONIO –

• In 2018, Michigan State finished ranked No. 1 in the FBS in rushing defense (77.9 ypg), No. 8 in scoring defense (17.2 ppg), No. 8 in third-down defense (.302), No. 10 in total defense (303.2 ypg) and No. 10 in first-downs defense (213).

• The Spartans led the Big Ten in rushing defense (77.9 ypg) for the sixth time in the Dantonio era (2011-14, 2017-18).

• For the third time under Dantonio, Michigan State led the Big Ten in scoring defense in 2018, allowing just 17.2 points per game, which tied for eighth fewest in the FBS. The Spartans also ranked No. 1 in the Big Ten in scoring defense in 2012 (16.3 ppg) and 2013 (13.2 ppg).

• Michigan State has finished in the FBS Top 10 in total defense six times under Dantonio (No. 6 in 2011, No. 4 in 2012, No. 2 in 2013, No. 8 in 2014, No. 7 in 2017, No. 10 in 2018) and No. 1 in the Big Ten on three occasions (2011, 2012, 2013). **Since 2011, only Michigan State and Alabama have ranked in the FBS Top 10 in total defense six times.**

• The Spartans have been ranked in the Top 25 in rushing defense eight times in the last 10 seasons, including a run of five straight years in the top 11 (No. 9 in 2011, No. 8 in 2012, No. 2 in 2013, No. 1 in 2014, No. 11 in 2015) and back-to-back top-two finishes (No. 2 in 2017, No. 1 in 2018).

• 2018 marked the fourth time Michigan State has ranked in the FBS Top 10 in total defense, scoring defense and rushing defense in the same season under Dantonio (2011, 2012, 2013, 2018).

LINEBACKER JOE BACHIE LEADS SPARTAN DEFENSE IN THE MIDDLE –

• **Joe Bachie, who has started 33 consecutive games at middle linebacker, was named a first-team midseason All-American by Rivals.com and a second-team midseason All-American by The Associated Press, The Athletic and Athlon Sports.** He also has been named a quarterfinalist for the Lott IMPACT Trophy and is featured on watch lists for the Bednarik Award (defensive player of the year), Butkus Award (nation's best linebacker) and Nagurski Trophy (nation's most outstanding college defensive player).

• Bachie led the Spartans in tackles for the second year in a row in 2018 with 102 and currently owns the team lead with 65 through seven games, which ranks fourth in the Big Ten at 9.3 per game. He became the third Spartan middle linebacker under Mark Dantonio, joining Greg Jones and Max Bullough, to earn first-team All-Big Ten honors (coaches, ESPN.com, Phil Steele).

• Bachie also is tied for the team lead with four pass break-ups and ranks second with 8.5 tackles for loss (35 yards) and 3.5 sacks (29 yards).

• Bachie was voted a team captain for the second year in a row in 2019 and is one of just six Spartans in the Dantonio era to serve as a captain twice (Greg Jones, 2009-10; Kirk Cousins, 2009-11; Max Bullough, 2012-13; Shilique Calhoun, 2014-15; Brian Lewerke, 2018-19).

• Bachie registered a season-high three tackles for loss (19 yards) and a career-high two sacks at No. 4 Ohio State on Oct. 5, including an 18-yard sack on the third play from scrimmage.

• For the fourth time in his career, Bachie was named the Big Ten Defensive Player of the Week following his performance at Northwestern on Sept. 21. He recorded a career-high 14 tackles (13 solo, one assist) to lead the Spartan defense. Bachie had a 9-yard sack in the first quarter to set the tone for the Spartans, and finished with two tackles for loss (10 yards) overall. The native of Brook Park, Ohio, also picked off his fifth career pass and returned it 19 yards in the fourth quarter. In addition, Bachie had two pass break-ups and one quarterback hurry. Bachie compiled a Dantonio-era record 50 production points in the game (unofficial team stat).

• Bachie was named the Big Ten Defensive Player of the Week last season against Maryland on Nov. 3, 2018. Bachie forced a career-high three fumbles, recovering one, and also had seven tackles, two tackles for loss (5 yards) and tied a career-high with two pass break-ups.

• Bachie, who started all 13 games at middle linebacker as a sophomore for the Spartans in 2017 and led the team in tackles (100; 7.7 avg.), was named the recipient of the 2017 Governor's Award, which is given annually to the program's most valuable player as voted on by the team. He was the first Spartan sophomore to win the Governor's Award since quarterback Drew Stanton in 2004.



- A third-team All-Big Ten choice by the coaches and media in 2017, Bachie was named the Big Ten Defensive Player of the Week twice in 2017. In the win at No. 7 Michigan, Bachie became just the second Big Ten linebacker and fifth in the FBS in the last five years to record double-digit tackles (10) and at least one interception, one forced fumble, one sack and one pass break-up in the same game. He also had 13 tackles in the victory against Indiana to earn Big Ten Defensive Player of the Week honors.

- In 39 career games, including 33 consecutive starts, Bachie has 279 tackles, 27.5 tackles for loss, 8.0 sacks, five interceptions, 11 pass break-ups, five forced fumbles and two fumble recoveries. He has recorded double-figures in tackles 12 times in his career.

KENNY WILLEKES LEADS ALL ACTIVE FBS PLAYERS IN TACKLES FOR LOSS –

- **Midseason All-American and 2018 Big Ten Defensive Lineman of the Year Kenny Willekes, who led the Big Ten in tackles for loss last season with 20.5, leads all active FBS players with 42.5 career tackles for loss and is second with 1.25 tackles for loss per game.** Willekes is third on the team and tied for 12th in the Big Ten with 7.5 tackles for loss this season, and his four sacks are tied for 12th in the league. He is also third on the team with 46 tackles. **Willekes was named a first-team midseason All-American by Rivals.com.**

- **Willekes was named the National Defensive Player of the Week by the Walter Camp Football Foundation and also the Big Ten Defensive Player of the Week for his impressive performance in the season opener vs. Tulsa.** Willekes scored his first career touchdown after teaming up on a sack with Raequan Williams and pouncing on the fumble in the end zone to give MSU a 22-0 lead with 4:49 left in the second quarter. Earlier in the second quarter, he recovered a fumble after a bad Tulsa snap to set up an MSU field goal. He also had a 1-yard tackle for loss in the second quarter and a 2-yard sack in the fourth quarter. Overall, Willekes led the Spartans with seven tackles, including 2.5 TFLs (6 yards) and 1.5 sacks (5 yards).

- After leading the Big Ten with 20.5 tackles for loss, Willekes was named the 2018 Smith-Brown Big Ten Defensive Lineman of the Year and a first-team All-American by The Athletic. Willekes became the second Spartan to win the award (Shilique Calhoun in 2013), which is named after MSU's Bubba Smith and Penn State's Courtney Brown and given to the Big Ten's most outstanding defensive lineman, and was the first Spartan defensive end to earn first-team All-America honors since Robaire Smith in 1998. Willekes was also named to the All-Big Ten First Team by the coaches, media, Associated Press, Athlon Sports, ESPN.com, Phil Steele and Pro Football Focus, and earned second-team All-America honors from the Football Writers Association of America (FWAA), Phil Steele, Sporting News and Walter Camp Football Foundation.

- Willekes, who entered the program as a walk-on linebacker for the 2015 season, has emerged as one of the top pass rushers in the nation. Unfortunately, he suffered a broken fibula in the Redbox Bowl against Oregon, but he fully recovered in time for the 2019 season. **He was named a first-team preseason All-American by numerous media outlets (Athlon Sports, CBS Sports, Lindy's, Phil Steele, Sporting News and Street & Smith's) and is featured on watch lists for the Walter Camp Award (college player of the year), Bednarik Award (defensive player of the year), Nagurski Trophy (nation's most outstanding college defensive player) and Hendricks Award (nation's best defensive end).**

- A 6-4, 260-pound native of Rockford, Michigan, Willekes collected a league-best 20.5 tackles for loss in 2018, good for second most in a Spartan single season and eighth most in the FBS in 2018. He also led the Spartans with 8.5 sacks, which ranked tied for fifth in the Big Ten. He registered a career-high 78 tackles to rank first among all defensive lineman in the nation, including a career-high 13 against Ohio State on Nov. 3.

- According to Pro Football Focus, Willekes led all edge rushers in the FBS in 2018 with 23 quarterback hits and ranked sixth with 39 QB hurries. Willekes was also the highest-ranked Big Ten edge rusher with a 90.3 grade.

- At the Spartan Football Awards banquet on Nov. 25, 2018, Willekes was named the recipient of the Governor's Award (MVP), becoming the first Spartan defensive end to win the honor since its inception in 1931.

- A chemistry major, Willekes earned a scholarship in the spring of 2017 and hasn't looked back since. **The native of Rockford, Michigan, is MSU's active leader in sacks (tied for seventh in school history with 19.5) and tackles for loss (sixth in school history with 42.5). His 42.5 tackles for loss ranks first among active FBS players and his 1.26 tackles for loss per game average ranks second.**

- After playing in just one game as a redshirt freshman in 2016, Willekes earned third-team All-Big Ten honors in 2017 with a team-leading 14.5 tackles for loss and seven sacks.

- Willekes has recorded two sacks in a game six times in his career (2017: Michigan, Minnesota, Maryland; 2018: Utah State, Maryland; 2019: Western Michigan).

2019 SPARTAN SPORTS NETWORK RADIO AFFILIATES

City.....	Call Letters
Alma	WQBX (FM 104.9)
Alma	WFYC (AM 1280)
Alpena	WKJZ (FM 94.9)
Ann Arbor.....	WLBY (AM 1290)
Bad Axe	WLEW (AM 1340)
Battle Creek.....	WBCK (FM 95.3)
Benton Harbor/South Haven	WCSY (FM 103.7)
Detroit.....	WJR (AM 760)
Escanaba.....	WRPP (FM 92.7)
Flint.....	WWCK (AM 1570)
Gaylord.....	WMJZ (FM 101.5)
Grand Haven	WGHN (FM 92.1)
Grand Rapids	WBCT (FM 93.7)
Hastings.....	WBCH (FM 100.1)
Iron Mountain.....	WMIQ (AM 1450)
Jackson	WIBM (AM 1450/FM 101.9)
Kalamazoo.....	WKZO (AM 590)
.....	WQLR (AM 1660)
Lansing.....	WJIM (AM 1240 & FM 106.9)
.....	WMMQ (FM 94.9)
Ludington/Manistee	WLDN (FM 98.7)
Marquette/Ishpeming.....	WRUP (FM 98.3)
Midland	WLUN (FM 100.9)
Munising	WQXO (AM 1400)
.....	WQXO (FM 97.7)
Ontonagon.....	WUPY (FM 101.1)
Petoskey.....	WJML (AM 1110)
Port Huron	WPHM (AM 1380)
Saginaw.....	WILZ (FM 104.5)
Tawas City.....	WQLB (FM 103.3)
Traverse City	WCCW (FM 107.5)



SpartanSportsNetwork.com

Live broadcasts for all of Michigan State's games are available online at SpartanSportsNetwork.com and also on the Spartan Sports Network mobile app for the iPhone and Android devices.

THE MARK DANTONIO SHOW

The Spartan Radio Network will produce and distribute Mark Dantonio's weekly radio show call-in show Thursdays from 7-8 p.m. The Spartan Radio Network, featuring 32 affiliates throughout the state, will broadcast the show live from Reno's East, located at 1310 Abbot Road in East Lansing. Spartan play-by-play announcer George Blaha serves as host for this live show that features insight from Coach Dantonio, special guests and phone calls. The Mark Dantonio Show can be heard locally on flagship station WJIM Radio (AM 1240) and WMMQ (FM 94.9).



2019 SPARTAN FOOTBALL GAME NOTES

SPARTAN SINGLE-GAME BESTS UNDER DANTONIO

Here's a look at the top single-game totals produced by Michigan State during head coach Mark Dantonio's tenure (2007-19; 165 games):

Rushing Yards: 368 vs. Indiana, 2007

Passing Yards: 445 vs. Northwestern, 2017*

Total Yards: 662 vs. Indiana, 2014

First Downs: 33 vs. Indiana, 2015

Fewest Rushing Yards Allowed: -73 yards by Tulsa, 2019*

Fewest Passing Yards Allowed: 11 by Indiana, 2014

Fewest Total Yards Allowed: 48 by Florida Atlantic, 2011

Fewest First Downs Allowed: 1 by Florida Atlantic, 2011

Sacks By: 9 vs. Ohio State, 2011

Turnovers Forced: 6 vs. Eastern Michigan, 2014

Points (Game): 73 vs. Eastern Michigan, 2014

Points (Half): 49 (1st) vs. Eastern Michigan, 2014 (school record)

Points (Quarter): 28 (1st) vs. Eastern Michigan, 2014

Victory Margin: 59 vs. Eastern Michigan, 2014

Fewest Points Allowed (Game): 0 by Rutgers, 2016; by Purdue, 2013; by Florida Atlantic, 2011; by Florida Atlantic, 2008

* school record

"THE ONE" WEEKLY AWARD

Tulsa: Kenny Willekes

Western Michigan: Brian Lewerke

Northwestern: Joe Bachie/Mark Dantonio

Indiana: Brian Lewerke

SPARTAN OFFENSIVE PLAYERS OF THE WEEK

Tulsa: Brian Lewerke

Western Michigan: Elijah Collins

Northwestern: Matt Seybert

Indiana: Brian Lewerke

SPARTAN DEFENSIVE PLAYERS OF THE WEEK

Tulsa: Kenny Willekes

Western Michigan: Xavier Henderson

Northwestern: Joe Bachie

Indiana: Raequan Williams

SPARTAN SPECIAL TEAMS PLAYERS OF THE WEEK

Tulsa: Matt Coghlin

Western Michigan: Matt Coghlin

Northwestern: Brandon Sowards

Indiana: Brandon Sowards

SPARTAN OFFENSIVE LINEMAN OF THE WEEK

Western Michigan: Jordan Reid

Northwestern: Luke Campbell

Indiana: Luke Campbell

MIKE PANASIUK & RAEQUAN WILLIAMS CONSISTENT IN THE MIDDLE OF SPARTAN D-LINE –

• **Defensive tackles Mike Panasiuk and Raequan Williams have started alongside each other on the interior of the defensive line for 36 consecutive games**, dating back to the Ohio State game on Nov. 19, 2016. The duo is a big reason why MSU ranked No. 1 in the FBS in rushing defense in 2018 and ranked No. 2 in 2017.

• Williams, a first-team All-Big Ten selection by The Associated Press, recorded career bests in tackles (53), tackles for loss (10.5) and pass break-ups (5) in 2018. The Chicago native ranks second among active Spartans with 26.5 career tackles for loss, including 10.0 career sacks, in 44 career games. Williams currently ranks tied for second on the Spartans in sacks (3.5) and sixth in tackles for loss (5.0).

• Panasiuk, a stalwart on the Spartan defensive line with 36 straight starts at defensive tackle, was named honorable mention All-Big Ten for the second year in a row in 2018. Panasiuk's numbers are hard to measure in terms of impact, but the Roselle, Illinois, native is a big reason why MSU ranked No. 1 in the FBS in rushing defense in 2018, allowing just 77.9 yards per game. Panasiuk had 6.0 tackles for loss and two pass break-ups, and led the Spartan defensive tackles unit in production points. He recorded an interception and blocked a field goal in the fourth quarter in the victory over Purdue.

• In 45 career games, Panasiuk has 81 tackles, including 15.5 for losses with three sacks. This season, Panasiuk already has a career-high 6.5 tackles for loss and 17 stops overall. He posted a career-high 3.5 tackles for loss, including a sack and forced fumble, at No. 4 Ohio State on Oct. 5.

SIMMONS MAKING THE MOST OUT OF HIS STARTING OPPORTUNITY –

• Junior Star (weaksie) linebacker Antjuan Simmons has burst onto the scene in his first year as a starter for the Spartans, leading the team in tackles for loss (9.0 for 29 yards) and ranking second in tackles (50). He also has 1.5 sacks (6 yards), three pass break-ups and one interception. He ranks second on the team in production points (unofficial team stat) with 154.

• Simmons played behind former three-year starting Star linebacker Andrew Dowell in 2017 and 2018. Simmons has 116 career tackles, including 11.0 for losses, in 33 games of action.



OFFENSIVE NOTES

BRIAN LEWERKE NAMED FINALIST FOR JOHNNY UNITAS GOLDEN ARM AWARD –

• **Quarterback Brian Lewerke is in his third season as the starting quarterback for the Spartans. He is just the second Spartan quarterback under Mark Dantonio to be named a captain twice (Kirk Cousins, three times, 2009-11).** After a record-setting sophomore season in 2017, Lewerke's junior year was hampered by a shoulder injury he suffered in the win at No. 8 Penn State on Oct. 13, but he is back and healthy for his senior season.

• Lewerke is ranked among the Big Ten leaders in pass completions (second with 131), pass attempts (second with 228), passing (fourth with 228.0 ypg), total passing yards (fourth with 1,596) and total offense (fifth with 249.0 ypg). **He has been named one of 20 finalists for the Johnny Unitas Golden Arm Award, which is presented annually to the nation's top senior college quarterback.** The Phoenix, Arizona, native has completed 131-of-228 passes (.575) for 1,596 yards, 11 touchdowns and three interceptions.

• **In the win over Indiana on Sept. 28, Lewerke became just the second Spartan quarterback to eclipse 6,000 yards passing (6,539) and 1,000 yards rushing (1,035) in his career, joining Drew Stanton (6,524 passing yards and 1,512 rushing yards from 2003-06).** Lewerke also ranks among the school leaders in pass attempts (fourth with 1,041), passing yards (fourth with 6,810 yards), pass completions (fourth with 592), passing yards per game (fifth with 194.6 ypg), total offense (fifth with 7,849 yards) and passing TDs (eighth with 41).

• Lewerke ranks third in MSU history among quarterbacks with 1,039 rushing yards.

• Lewerke finished with 378 total yards of offense against Indiana (300 passing, 78 rushing), the ninth-highest single-game total in school history and fourth highest of his career (475 vs. Northwestern in 2017; 425 vs. Penn State in 2017; 396 vs. Notre Dame in 2017).

• Lewerke has thrown for more than 300 yards passing seven times in his career and more than 200 yards passing 17 times (fifth in MSU history).

• **In his first full year as the starter in 2017, Brian Lewerke became the first quarterback in school**



history to throw for more than 2,500 yards and rush for more than 500 yards in the same season.

Lewerke finished 2017 with the second-most yards of total offense in an MSU season with 3,352 (Drew Stanton with 3,415 in 2005). He also finished the 2017 campaign ranked among MSU's single-season leaders in passing completions (third with 246), passing attempts (fourth with 417), passing yards (seventh with 2,793) and touchdown passes (tied for eighth with 20). He rushed for 559 yards on 124 carries with five TDs. In 10 games in 2019, Lewerke rushed 90 times, gaining 351 yards and losing 167 for a net total of 184.

- In 2017, Lewerke set MSU sophomore records for total offense (3,352 yards), passing yards (2,793), passing attempts (417) and passing completions (246). He also finished the season with 559 yards rushing on 124 carries, the fourth most by a Spartan quarterback in a single season and the most since Drew Stanton had 687 in 2004.

- Lewerke was named the 2017 Holiday Bowl Offensive MVP after finishing with 286 yards of total offense against Washington State. He was 13-of-21 passing for 213 yards and three touchdowns, and set a Spartan bowl record for most rushing yards by a quarterback (14 carries for 73 yards). Lewerke was 9-of-10 passing for 162 yards and two TDs in the second quarter alone. Lewerke's three touchdown passes tied a Spartan bowl record (accomplished three previous times).

- **Lewerke set school single-game records for passing yards (445), total offense (475) and completions (39) in the triple-overtime loss at Northwestern on Oct. 28, 2017.** His 57 passing attempts also marked a career high and tied for the second most in school history (record: 61 by Brian Hoyer vs. Penn State in 2006); MSU's previous single-game records were 400 passing yards (Bill Burke vs. Michigan, 1999), 416 yards of total offense (Connor Cook vs. Indiana, 2015) and 35 completions (Jeff Smoker vs. Ohio State, 2003). Lewerke also threw a career-high four touchdowns against the Wildcats, tied for the second most in school history (accomplished 13 previous times). Lewerke's 445 yards passing and 475 total yards against Northwestern were both the most by a Big Ten quarterback in a single game in 2017.

- A week after setting numerous school records at Northwestern on Oct. 28, 2017, Lewerke had another impressive game against Penn State on Nov. 4, becoming the first Spartan quarterback to throw for 400 yards in back-to-back games. He threw for a school-record 445 yards at Northwestern, and for 400 against Penn State; the 400 yards tied for the second-most yards by a Spartan QB in a single game (Bill Burke with 400 in win over Michigan in 1999). Lewerke became one of just three Big Ten quarterbacks in the last 20 years to throw for 400 yards in two consecutive games (Drew Brees, Purdue, 1998; C.J. Bacher, Northwestern, 2007).

- Lewerke played in four games and started twice (Northwestern, Maryland) as a redshirt freshman in 2016 before suffering a season-ending injury (broken tibia) in the fourth quarter of the Michigan game on Oct. 29. He bounced back quickly from the injury and fully participated in all of spring practice in 2017. In 2016, Lewerke became the first Spartan freshman quarterback to start a game (Northwestern) since 2004 (Stephen Reaves vs. Central Michigan).

DARRELL STEWART: MR. CONSISTENCY –

- **Fifth-year senior wide receiver Darrell Stewart leads the Big Ten in receptions (46), receiving yards (683), receiving yards per game (97.6 ypg) and receptions per game (6.6 pg).** He also ranks among the FBS leaders in total receiving yards (ninth with 683), receiving yards per game (10th with 97.6 ypg), receptions per game (12th with 6.6 pg) and total receptions (14th with 46). Stewart's 683 receiving yards and four touchdowns catches are already a career high.

- Stewart has three 100-yard receiving games and put together back-to-back 100-yard receiving games (career-high 185 yards vs. Western Michigan on Sept. 7 and 121 vs. Arizona State on Sept. 14) for the first time at MSU since Aaron Burbridge had four straight 100-yard games in 2015. **Stewart's impressive performance to start the season has made him a late add to the Biletnikoff Award Watch List.**

- Stewart leads MSU with 14 catches of 20-plus yards; although he led MSU in receptions in 2018 with 48, he had just two catches of 20-plus yards last season.

- Stewart had a career-high 185 yards receiving on 10 catches against Western Michigan on Sept. 7; the 185 receiving yards are tied for the 12th-most by a Spartan in a single game (Plaxico Burress, 13 catches for 185 yards vs. Florida on Jan. 1, 2000). In addition, Stewart's 10 catches were the second most in his career (11 at Northwestern in 2017); he had eight catches for 152 yards and one TD in the first half alone. Stewart had four catches of 20-plus yards (42 yards for TD; 33 yards, 22 yards, 21 yards) and also threw a 17-yard pass to Brian Lewerke. Stewart also had two kick returns for 41 yards to compile a career-high 226 all-purpose yards.

- Stewart led Michigan State in 2018 with 48 receptions and ranked third on the team with 413 receiving yards. Stewart missed two games (Central Michigan, Penn State) with an ankle injury.

FUTURE SCHEDULES

2020

Sept. 5: NORTHWESTERN
 Sept. 12: at BYU
 Sept. 19: TOLEDO
 Sept. 26: MIAMI (FLA.) (HC)
 Oct. 3: at Iowa
 Oct. 10: MICHIGAN
 Oct. 17: OHIO STATE
 Oct. 24: at Indiana
 Oct. 31: MINNESOTA
 Nov. 14: at Penn State
 Nov. 21: RUTGERS
 Nov. 28: at Maryland

2021

Sept. 4: at Northwestern
 Sept. 11: YOUNGSTOWN STATE
 Sept. 18: at Miami (Fla.)
 Sept. 25: NEBRASKA
 Oct. 2: WESTERN KENTUCKY (HC)
 Oct. 16: at Michigan
 Oct. 23: PENN STATE
 Oct. 30: at Ohio State
 Nov. 6: at Purdue
 Nov. 13: INDIANA
 Nov. 20: at Rutgers
 Nov. 27: MARYLAND

2022

Sept. 3: WESTERN MICHIGAN
 Sept. 10: AKRON
 Sept. 17: at Boise State
 Sept. 24: OHIO STATE
 Oct. 1: at Illinois
 Oct. 8: WISCONSIN (HC)
 Oct. 15: Bye
 Oct. 22: MICHIGAN
 Oct. 29: at Penn State
 Nov. 5: MINNESOTA
 Nov. 12: RUTGERS
 Nov. 19: at Indiana
 Nov. 26: at Maryland

2023

Sept. 2: TBA
 Sept. 9: RICHMOND
 Sept. 16: BOISE STATE
 Sept. 23: MARYLAND
 Sept. 30: Bye
 Oct. 7: at Michigan
 Oct. 14: PENN STATE
 Oct. 21: at Iowa
 Oct. 28: at Minnesota
 Nov. 4: INDIANA (HC)
 Nov. 11: at Ohio State
 Nov. 18: NEBRASKA
 Nov. 25: at Rutgers

2024

Aug. 31: TBA
 Sept. 7: TBA
 Sept. 14: TBA
 Sept. 21: at Boston College
 Sept. 28: at Maryland
 Oct. 5: MINNESOTA
 Oct. 12: NORTHWESTERN (HC)
 Oct. 19: at Indiana
 Oct. 26: at Purdue
 Nov. 2: MICHIGAN
 Nov. 9: Bye
 Nov. 16: RUTGERS
 Nov. 23: OHIO STATE
 Nov. 30: at Penn State

2025

Aug. 30: WESTERN MICHIGAN
 Sept. 6: TBA
 Sept. 13: TBA
 Sept. 20: BOSTON COLLEGE
 Sept. 27: at Minnesota
 Oct. 4: Bye
 Oct. 11: at Michigan
 Oct. 18: INDIANA
 Oct. 25: at Wisconsin
 Nov. 1: MARYLAND
 Nov. 8: ILLINOIS
 Nov. 15: at Rutgers
 Nov. 22: at Ohio State
 Nov. 29: PENN STATE

FUTURE NONCONFERENCE GAMES

Sept. 9, 2028: at Washington | Sept. 8, 2029: OREGON
 Sept. 7, 2030: at Oregon | Sept. 6, 2031: WASHINGTON



2019 SPARTAN FOOTBALL GAME NOTES

DEFENSIVE TDs SCORED IN DANTONIO ERA

• Michigan State has scored 32 defensive touchdowns since Mark Dantonio took over as head coach prior to the 2007 season.

2007 (5)

- Travis Key 31-yard interception return vs. Pittsburgh, second quarter
- Ervin Baldwin 12-yard fumble return vs. Indiana, third quarter
- Otis Wiley 54-yard interception return vs. Ohio State, third quarter
- Sir Darean Adams 25-yard fumble return vs. Ohio State, third quarter
- Travis Key 20-yard fumble recovery vs. Purdue, fourth quarter

2008 (2)

- Otis Wiley 31-yard interception return vs. California, second quarter
- Johnny Adams 40-yard interception return vs. Purdue, second quarter

2009 (2)

- Danny Fortener 45-yard interception return vs. Illinois, third quarter
- Chris L. Rucker 11-yard fumble return vs. Purdue, first quarter

2010 – None

2011 (5)

- Jeremy Langford 37-yard fumble return vs. Florida Atlantic, fourth quarter
- Isaiah Lewis 37-yard interception return vs. Central Michigan, second quarter
- Isaiah Lewis 39-yard interception return vs. Michigan, fourth quarter
- Johnny Adams 86-yard interception return vs. Indiana, third quarter
- Darqueze Dennard 38-yard interception return vs. Georgia, third quarter, 2012 Outback Bowl

2012 – None

2013 (5)

- Kurtis Drummond 21-yard interception return vs. Western Michigan, first quarter
- Shilique Calhoun 16-yard fumble return vs. Western Michigan, fourth quarter
- Shilique Calhoun 4-yard fumble return vs. South Florida, second quarter
- Shilique Calhoun 56-yard interception return vs. South Florida, third quarter
- Denicos Allen 45-yard fumble return vs. Purdue, second quarter

2014 (3)

- Darien Harris 15-yard interception return vs. Purdue, fourth quarter
- RJ Williamson 29-yard interception return vs. Michigan, third quarter
- RJ Williamson 22-yard interception return vs. Maryland, third quarter

2015 (4)

- RJ Williamson 64-yard fumble return vs. Air Force, first quarter
- Riley Bullough 44-yard interception return vs. Maryland, second quarter
- Demetrious Cox 77-yard fumble return vs. Penn State, second quarter
- Malik McDowell 13-yard interception return vs. Penn State, fourth quarter

2016 (2)

- Justin Layne 43-yard interception return vs. Northwestern, first quarter
- Demetrious Cox 30-yard interception return vs. Rutgers

2017 (1)

- Tyson Smith 38-yard interception return vs. Bowling Green, first quarter

2018 (1)

- Shakur Brown 69-yard interception return vs. Indiana, first quarter

2019 (2)

- Kenny Willekes 0-yard fumble recovery vs. Tulsa, second quarter
- Michael Dowell 0-yard fumble recovery vs. Indiana, first quarter

• The Houston, Texas, native is fifth in the school record book with 147 career receptions and leads all active Spartans with 1,626 receiving yards (23rd in MSU history) and seven TDs in 41 career games, including 19 starting assignments.

• Stewart has MSU's longest active streak with at least one reception in 31 consecutive games, including 13 straight games with at least three receptions.

ELIJAH COLLINS EMERGING AS ONE OF THE TOP FRESHMAN TAILBACKS IN THE FBS –

• Redshirt freshman Elijah Collins is averaging a team-best 70.3 yards rushing per game (98 carries for 492 yards; 5.0 avg.), which ranks eighth in the Big Ten. His 70.3 ypg also ranks second in the conference and eighth in the country for freshman running backs. A native of Detroit, Collins has three rushing touchdowns.

• In his first career start at tailback on Sept. 7 against Western Michigan, Collins recorded 192 rushing yards on 17 carries, the second most by a Spartan freshman in a single game (Javon Ringer had 194 yards at Illinois in 2005). In addition, Collins' 192 rushing yards were the most by a freshman starting running back in school history. Collins had three rushes of 20-plus yards (career-long 58-yarder in third quarter; 29-yarder on second play from scrimmage; 24-yarder in second quarter).

• Collins redshirted in 2018 and played a total of six offensive snaps in three games.

CODY WHITE RANKS SECOND ON TEAM IN RECEIVING –

• Junior Cody White ranks second on the team with 27 catches for 333 yards and two touchdowns in the first seven games.

• White has three career 100-yard receiving games (nine catches for 113 yards and one TD at Arizona State in 2018; eight for 115 vs. Ohio State in 2018; nine for 165 at Northwestern in 2017).

• White was having a sensational start to his second season in the Green and White with 20 catches for 300 yards in the first four games of the 2018 season, but unfortunately White suffered a broken left hand in the second quarter of the Central Michigan game on Sept. 29 while diving for a catch in the end zone. White was forced to sit out four games but returned to action on Nov. 3 at Maryland; although he missed four games, he still led the Spartans in receiving yards (555; 61.7 ypg) and ranked second in receptions (42).

• A BTN All-Freshman Team selection in 2017, White closed his first year in the Green and White with the most receiving yards by a true freshman in school history with 490. His 35 catches were second most by a true freshman (Sedrick Irvin with 40 in 1996) and most by a true freshman wide receiver (B.J. Cunningham had 41 catches for 528 yards as a redshirt freshman in 2008). White recorded 30 of his 35 catches in the second half of the season.

• In his first career start, White was named the Big Ten Co-Freshman of the Week after setting a Spartan freshman single-game record with 165 receiving yards at Northwestern on Oct. 28, 2017. That total was also the 20th-most overall by an MSU player in a single game and the third most by a Spartan against Northwestern.

• In 29 career games, including 21 starts, White has 104 catches for 1,378 yards and eight touchdowns. He is one of 31 players in MSU history with at least 100 career receptions.



SPECIAL TEAMS NOTES

JAKE HARTBARGER NAMED TO RAY GUY AWARD WATCH LIST –

• Sixth-year senior Jake Hartbarger is averaging a Big Ten-best 46.5 yards per punt, which is also ninth best in the FBS (MSU school record: 47.9 yards per punt by Brandon Fields in 2004). He has a Big Ten-best 15 punts of 50-plus yards and has placed 36 percent of his punts (13-of-36) inside the 20. Hartbarger was added to the Ray Guy Award Watch List on Sept. 30.

• Hartbarger was granted a sixth year of eligibility from the NCAA for the 2019 season. Hartbarger injured his right leg in the second game of the 2018 season at Arizona State on Sept. 8 and was forced to miss the remainder of the year. A three-year starter, Hartbarger entered the 2018 season as a candidate for the Ray Guy Award. Hartbarger's injury led to MSU starting four punters in 2018, the most of any team in the FBS, and a total of five Spartans punted.

• Hartbarger got off to a great start in his return, averaging 47.4 yards per punt (237 yards on five punts) including two inside the 20, against Tulsa in the 2019 season opener. He only punted once against WMU.

• A native of Waterville, Ohio, Hartbarger averaged 42.0 yards per punt and placed a career-high 28 punts inside the 20 to earn honorable mention All-Big Ten accolades as a junior in 2017. He is ranked sixth in MSU history in punting average (42.8), sixth in punting yards (9,507) and seventh in punts (222).

• Hartbarger, who has earned Academic All-Big Ten honors four times, graduated with a bachelor's degree in hospitality business in December 2018. He is currently pursuing a master's degree in marketing research.

PLACEKICKER MATT COGLIN NAMED FIRST-TEAM ALL-BIG TEN IN 2018 –

• A 2018 Lou Groza Award semifinalist and first-team All-Big Ten selection by the media, junior Matt Coghlin is back for the Spartans in 2019 and is featured on the Lou Groza Award Watch List. Coghlin has the fourth-highest field-goal percentage of any kicker in MSU history through his two-plus seasons (.759, 44-of-58).

• Coghlin also ranks among MSU's all-time leaders in PAT percentage (first at 100 percent; 81-of-81), field goals made (ninth with 44), PATs (10th with 81) and points scored (13th with 219).

• Through seven games, Coghlin ranks among the Big Ten leaders in field goals (second with 11), kick scoring (third at 8.5 ppg) and scoring (fourth with 8.5 ppg).

• In the 2019 season opener against Tulsa, Coghlin tied a career high with four field goals (38 yards, 47 yards, 44 yards, 40 yards) and was named one of the Lou Groza Three Stars of the Week; he also kicked four field goals against Rutgers in 2017. He made three more against Western Michigan (38, 23, 20) and connected on seven straight to open the season.

• Coghlin kicked the game-winning field goal vs. Indiana on Sept. 28, a 21-yarder, with five seconds remaining. Although he missed his first field goal (43 yards) of the game, Coghlin connected on a 44-yarder with 3:33 left that extended MSU's lead to 31-24.

• In 2018, Coghlin ranked among the Big Ten leaders in field goals made (tied for second with 18), field-goal percentage (tied for fourth at .818) and scoring (ninth at 6.5 ppg). He made 18 of his 22 field-goal attempts in 2018 (5-of-5 from 20-29 yards; 9-of-10 from 30-39 yards; 4-of-5 from 40-49 yards; 0-2 from 50-plus yards).

• Coghlin was named the Big Ten Special Teams Player of the Week against Indiana in 2018 after he scored on a 6-yard TD run on a fake field goal in the third quarter and made all five of his point-after attempts. He became the first Spartan to score an offensive touchdown and then kick the PAT on his own TD since Sam Williams in 1958 against Wisconsin.

• Coghlin set a new school record with 18 consecutive field goals, stretching from the 2017-18 season, before a kick was blocked in the Purdue game on Oct. 27, 2018. That streak was also tied for the fourth longest in Big Ten history.

• In 2018, Coghlin became the sixth Spartan placekicker to earn first-team All-Big Ten honors, and the third under Dantonio (Brett Swenson in 2009; Dan Conroy in 2012). The Cincinnati, Ohio, native currently ranks fourth in MSU history in field-goal percentage (44-of-58, .759).

• Coghlin also was named the Big Ten Special Teams Player of the Week after kicking the game-winning 34-yard field goal as time expired against No. 7 Penn State in 2017.

TOP SINGLE-GAME PERFORMANCES

Joe Bachie Tackles

Total	Opponent (S-A)	Date
14	Northwestern (13-1)	9/21/19
13	Indiana (4-9)	10/21/17
12	Arizona State (4-8)	9/14/19
12	Rutgers (5-7)	11/24/18
11	Ohio State (6-5)	10/5/19
11	Utah State (3-8)	8/31/18
11	Maryland (2-9)	11/18/17
11	Western Michigan (2-9)	9/9/17
10	Michigan (2-8)	10/20/18
10	Arizona State (9-1)	9/8/18
10	Michigan (6-4)	10/7/17
10	Bowling Green (4-6)	9/2/17

Elijah Collins Rushing

Yds.	Opponent (Carries)	Date
192	Western Michigan (17)	9/7/19

Brian Lewerke Passing

Total	Opponent (C-A)	Date
445*	Northwestern (39-57)	10/28/17
400	Penn State (33-55)	11/4/17
340	Notre Dame (31-51)	9/23/17
329	Northwestern (31-51)	10/6/18
314	Western Michigan (23-32)	9/7/19
314	Arizona State (27-39)	9/8/18
300	Indiana (18-36)	9/28/19
291	Arizona State (24-38)	9/14/19
287	Utah State (23-33)	8/31/18
259	Penn State (24-52)	10/13/18
250	Bowling Green (22-33)	9/2/17
228	Northwestern (18-31)	9/21/19
222	Rutgers (21-31)	11/25/17
218	Ohio State (20-38)	10/5/19
213	Washington State (13-21)	12/28/17
213	Indiana (14-25)	9/22/18
212	Iowa (18-28)	9/30/17

Brian Lewerke Total Offense

Total	Opponent (Pass/Rush)	Date
475*	Northwestern (445/30)	10/28/17
425	Penn State (400/25)	11/4/17
396	Notre Dame (340/56)	9/23/17
378	Indiana (300/78)	9/28/19
340	Northwestern (329/11)	10/6/18
319	Bowling Green (250/69)	9/2/17
318	Utah State (287/31)	8/31/18
316	Arizona State (291/25)	9/14/19
315	Western Michigan (314/1)	9/7/19
302	Arizona State (314/-12)	9/8/18

Rocky Lombardi Passing

Total	Opponent (C-A)	Date
318	Purdue (26-46)	10/27/18

Josiah Scott Tackles

Total	Opponent (S-A)	Date
12	Ohio State (9-3)	10/5/19

Antjuan Simmons Tackles

Total	Opponent (S-A)	Date
10	Wisconsin (6-4)	10/12/19

Darrell Stewart Receiving

Yds.	Opponent (Catches)	Date
185	Western Michigan (10)	9/7/19
121	Arizona State (9)	9/14/19
117	Indiana (5)	9/28/19

Cody White Receiving

Yds.	Opponent (Catches)	Date
165	Northwestern (9)	10/28/17
115	Ohio State (8)	11/10/18
113	Arizona State (9)	9/8/18

Kenny Willekes Tackles

Total	Opponent (S-A)	Date
13	Ohio State (4-9)	11/10/18
12	Indiana (5-7)	9/29/19
10	Notre Dame (3-7)	9/23/17

*school record



2019 SPARTAN FOOTBALL GAME NOTES

PRONUNCIATION GUIDE

- #82 Javez Alexander: Jay-vez
- #76 AJ Arcuri: r-CURE-e
- #35 Joe Bachie: BOTCHY (or like bocce ball)
- #94 Jack Bouwmeester: bo-mee-stir
- #29 Shakur Brown: sha-coor
- #86 Jonathan Brys: BRIES (rhymes with fries)
- #4 Matt Coghlin: cog-lynn
- #18 Kalon Gervin: cay-lynn
- #54 Jack Henrichs: hen-rix
- #73 Jacob Isaia: E-sigh-uh
- #93 Naquan Jones: NAY-kwon
- #79 Mustafa Khaleefah: MOO-stuh-fuh kuh-LEE-fuh
- #14 Brian Lewerke: luh-WUHR-key
- #69 Tommy Liesveld: LEES-veld
- #23 Eli McLean: Mc-Lane
- #13 Laress Nelson: LUH-reece
- #72 Mike Panasiuk: pah-na-shuke (rhymes with luke)
- #96 Jacob Panasiuk: pah-na-shuke (rhymes with luke)
- #71 James Ohonba: O-huhn-BUH
- #59 Nick Samac: SAY-mack
- #80 Matt Seybert: SIGH-bert
- #34 Antjuan Simmons: ANN-twon
- #16 Brandon Sowards: SOW-irds (rhymes with wow)
- #17 Tyriq Thompson: ty-REEK
- #92 DeAri Todd: DEE-ar-E
- #41 Charles Willekes: WILL-uh-KISS
- #48 Kenny Willekes: WILL-uh-KISS
- #99 Raequan Williams: RAY-kwon

SEASON CAPTAINS

LB Joe Bachie, QB Brian Lewerke, DE Kenny Willekes, DT Raequan Williams

GAME CAPTAINS

Game.....	Captain(s)
Tulsa.....	Season captains
Western Michigan.....	Darrell Stewart
Arizona State.....	David Dowell
Northwestern.....	Mike Panasiuk
Indiana.....	Matt Allen
Ohio State.....	Josiah Scott
Wisconsin.....	Tyriq Thompson

HONORARY CAPTAINS

Game.....	Captain(s)
Tulsa.....	MSU President Dr. Samuel L. Stanley Jr.
Indiana.....	Lorenzo White



HEAD COACH MARK DANTONIO NOTES

MARK DANTONIO ONE OF THE MOST SUCCESSFUL COACHES IN BIG TEN HISTORY –

• Now in his 13th season as head coach of the Spartans, Mark Dantonio owns a 111-54 (.673) record. Dantonio has won the most Big Ten Championships (three) and bowl games (five) of any Spartan head coach and also ranks first with 11 bowl appearances. He is the only active Big Ten coach to win multiple Big Ten Championships (2010, 2013, 2015), claim a victory in the Rose Bowl (2014), and coach in the College Football Playoff (2015).

• The winningest coach in school history with 111 victories, Dantonio also ranks first in program history in conference winning percentage (.650, 67-36 record, minimum 10 games); tied for first in AP Top 25 finishes (seven); second in Big Ten wins (67), home wins (66) and AP Top 25 wins (21); and fifth in overall winning percentage (.673). Dantonio has 10 winning seasons in his 12 years in East Lansing, including a school-record 11 bowl bids (Daugherty owns school record with 11 winning seasons from 1954-72).

• With the triumph over Northwestern on Sept. 21, Dantonio became Michigan State's all-time winningest coach, passing Hall of Famer Duffy Daugherty, who collected a 109-69-5 record in East Lansing from 1954-72 (19 seasons). Daugherty won four National Championships (1955, 1957, 1965, 1966), two Big Ten Championships (1965, 1966) and the 1956 Rose Bowl. A two-time National Coach of the Year (1955, 1965), Daugherty coached 29 different players to first-team All-America honors and was inducted into the College Football Hall of Fame in 1984.

• Dantonio's incredible run at Michigan State ranks among the best in Big Ten history. Dantonio is one of just six Big Ten coaches to have at least six 10-win seasons on their resume (Bo Schembechler, Michigan; Jim Tressel, Ohio State; Joe Paterno, Penn State; Lloyd Carr, Michigan; Urban Meyer, Ohio State) and one of four to have at least five 11-win seasons (Tressel, Paterno, Meyer).

• Dantonio is one of just 14 coaches in Big Ten history to record 100 victories. He is currently tied for 12th in Big Ten history with 111 wins.

• Overall, Dantonio owns a 129-71 (.645) record in his 15-plus seasons as a head coach (18-17 in three seasons at Cincinnati; 111-54 in 12-plus seasons at MSU). Dantonio's 129 career wins rank 10th among active FBS coaches and second most in the Big Ten (Kirk Ferentz; 169).

• Dantonio won his 71st game at MSU on Oct. 25, 2014, against Michigan to move into second place all-time in victories in school history. Dantonio won his 100th career game as a head coach on Oct. 17, 2015, at Michigan Stadium as the Spartans rallied to defeat the Wolverines, 27-23, on a 38-yard fumble return as time expired. His career record stands at 129-71 (.645) in 15-plus seasons.

• Dantonio's .650 winning percentage (67-36) in Big Ten games ranks first in MSU history (minimum 10 Big Ten games). He ranks second in school history in conference wins (record: Duffy Daugherty, 72), which also ranks 11th in Big Ten history.

• Dantonio led the Spartans to the 2015 Big Ten Championship with a 16-13 victory over previously undefeated and fourth-ranked Iowa. It marked Dantonio's third Big Ten Championship (2010, 2013, 2015), establishing a school record (previous: Daugherty and George Perles with two each).

• Dantonio became the first coach in Big Ten history to record five 11-win seasons in a six-year span (11 in 2010; 11 in 2011; 13 in 2013, 11 in 2014; 12 in 2015), and his five 11-win seasons are tied with Joe Paterno of Penn State for third most in Big Ten history (Urban Meyer of Ohio State with seven; Jim Tressel of Ohio State with six; Paterno with five at Penn State as Big Ten member). Prior to Dantonio's arrival, MSU had not recorded an 11-win season in its history, and had just two 10-win seasons (1965, 1999).



Most 11-Win Seasons - Big Ten Coaching History

Rank	Coach	Times
1.	Urban Meyer, Ohio State	7 (2012, 2013, 2014, 2015, 2016, 2017, 2018)
2.	Jim Tressel, Ohio State	6 (2002, 2003, 2006, 2007, 2009, 2010*)
3.	Mark Dantonio, Michigan State	5 (2010, 2011, 2013, 2014, 2015)
	Joe Paterno, Penn State	5 [^] (1994, 1996, 2005, 2008, 2009)

* wins vacated; [^] as Big Ten member (15 overall)

Most 10-Win Seasons - Big Ten Coaching History

Rank	Coach	Times
1.	Bo Schembechler, Michigan	11 (1971, 1972, 1973, 1974, 1976, 1977, 1978, 1980, 1985, 1986, 1989)
2.	Jim Tressel, Ohio State	8 (2002, 2003, 2005, 2006, 2007, 2009, 2010*)
3.	Urban Meyer, Ohio State	7 (2012, 2013, 2014, 2015, 2016, 2017, 2018)
	Joe Paterno, Penn State	7 [^] (1993, 1994, 1996, 1999, 2005, 2008, 2009)
5.	Mark Dantonio, Michigan State	6 (2010, 2011, 2013, 2014, 2015, 2017)
	Lloyd Carr, Michigan	6 (1997, 1998, 1999, 2002, 2003, 2006)

* wins vacated; [^] as Big Ten member (21 overall)

• A two-time Big Ten Coach of the Year (2010, 2013), Dantonio has led Michigan State to Top 25 finishes seven times (2008: No. 24 in both polls; 2010: No. 14 in both polls; 2011: No. 10 USA TODAY/No. 11 AP; 2013: No. 3 in both polls; 2014: No. 5 in both polls; 2015: No. 6 in both polls; 2017: No. 15 AP/No. 16 USA TODAY). His seven AP Top-25 finishes are tied for the most in school history. Duffy Daugherty's teams posted seven Top-25 finishes during his 19-year tenure from 1954-72.

• Michigan State extended its school record by playing in a bowl game for the ninth consecutive season in 2015 (2007 Champs Sports Bowl, 2009 Capital One Bowl, 2010 Alamo Bowl, 2011 Capital One Bowl, 2012 Outback Bowl, 2012 Buffalo Wild Wings Bowl, 2014 Rose Bowl, 2015 Cotton Bowl, 2015 College Football Playoff Semifinal at Cotton Bowl).

• Dantonio also ranks first in school history with 11 bowl appearances, including a school-record streak of nine straight bowl games from 2007-15. He is 5-6 in bowl games at Michigan State, including a school-record four-game winning streak (2012 Outback, 2012 Buffalo Wild Wings, 2014 Rose, 2015 Cotton). Dantonio has led his teams to 13 bowl berths in 15 seasons as a head coach (11 at MSU, two at Cincinnati).

• Dantonio is one of just four Spartan head coaches to coach in at least 100 games at MSU and ranks second in Spartan history with 165 games coached at Michigan State (Duffy Daugherty: 183; Dantonio: 165; George Perles: 139; Charlie Bachman: 114).

• Dantonio is the third-longest tenured coach in the Big Ten (Kirk Ferentz, Iowa: 21st season; Pat Fitzgerald, Northwestern: 14th season) and eighth-longest in the FBS at the same school.

Longest Tenured FBS Coaches - Same School (Active, Consecutive Years)

Rank	Coach, Team	Hiring Date
1.	Kirk Ferentz, Iowa	Dec. 2, 1998 (21st year)
2.	Gary Patterson, TCU	Dec. 8, 2000 (19th year)
3.	Kyle Whittingham, Utah	Dec. 9, 2004 (16th year)
4.	Frank Solich, Ohio	Dec. 17, 2004 (15th year)
5.	Mike Gundy, Oklahoma State	Jan. 3, 2005 (15th year)
6.	Rick Stockstill, Middle Tennessee	Dec. 12, 2005 (14th year)
7.	Pat Fitzgerald, Northwestern	July 7, 2006 (14th year)
8.	Mark Dantonio, Michigan State	Nov. 27, 2006 (13th year)

• Thirty-one Spartans have been chosen in the NFL Draft under Dantonio's watch, including three first-round selections (CB Darqueze Dennard, No. 24 in 2014 to Cincinnati; CB Trae Waynes, No. 11 in 2015 to Minnesota; OT Jack Conklin, No. 8 in 2016 to Tennessee).

• Since 2007, Dantonio has helped develop 10 different first-team All-Americans and 12 selections overall: RB Javon Ringer (2008); LB Greg Jones (2009-10); DT Jerel Worthy (2011); RB Le'Veon Bell (2012); CB Darqueze Dennard and P Mike Sadler (2013); S Kurtis Drummond (2014); C Jack Allen (2014-15); OT Jack Conklin (2015); and DE Kenny Willekes (2018). In addition, Dantonio has helped produce 40 first-team All-Big Ten selections.

BY THE NUMBERS

1

Mark Dantonio is the only active Big Ten coach to win multiple B1G titles, win a Rose Bowl, and coach in the College Football Playoff.

2

MSU is one of two schools in the country, along with Florida, to win multiple National Championships in both football and men's basketball.

3

Mark Dantonio has won a school-record three Big Ten Championships (2010, 2013, 2015).

10

Michigan State has defeated 10 AP Top-10 teams under Dantonio, including nine since 2013.

11

Michigan State has made 11 bowl games under Mark Dantonio, the most by any Spartan head coach in school history.

14

MSU has defeated 14 AP Top 25 teams since 2013 (14-13 record vs. ranked teams last five-plus seasons).

63

MSU has ranked among the nation's Top 25 in attendance each of the last 63 seasons.

67

Mark Dantonio has won 67 Big Ten games, second most of any Spartan coach (Duffy Daugherty, 72).

84

In the Dantonio era, Michigan State has held its opponent below 100 yards rushing in 84 of 165 games (.509 percent).

89

MSU has won 89 games since the beginning of the 2010 season, third most in the Big Ten and tied for 12th most in the FBS during that time period.

111

Mark Dantonio has won 111 games at MSU, most in school history and tied for 12th in Big Ten history.

129

Mark Dantonio's 129 career wins rank 10th among active FBS head coaches.



2019 SPARTAN FOOTBALL GAME NOTES

MSU'S ALL-TIME OVERTIME RESULTS

Date	Opponent	Result
10/10/1998	Indiana (2OT)	W, 38-31
10/30/2004	at Michigan (3OT)	L, 37-45
9/17/2005	at Notre Dame	W, 44-41
10/1/2005	Michigan	L, 31-34
10/6/2007	Northwestern	L, 41-48
10/27/2007	at Iowa (2OT)	L, 27-34
10/3/2009	Michigan	W, 26-20
9/18/2010	Notre Dame	W, 34-31
1/2/2012	vs. Georgia (3OT)	W, 33-30
10/13/2012	Iowa (2OT)	L, 16-19
10/27/2012	at Wisconsin	W, 16-13
10/1/2016	at Indiana	L, 21-24
10/28/2017	at Northwestern (3OT)	L, 31-39

All-Time Overtime Record: 6-7 (.462)
 Overtime Record Under Dantonio: 4-5 (.444)

COACHING STAFF - GAMEDAY LOCATIONS

On the field...

Head coach Mark Dantonio
 Offensive line coach Jim Bollman
 Defensive tackles coach Ron Burton
 Secondary coach Paul Haynes
 Offensive coordinator/running backs coach Brad Salem
 Defensive coordinator/linebackers Mike Tressel
 Wide receivers coach Don Treadwell

In the booth...

Defensive ends coach Chuck Bullough
 Asst. defensive backs coach Terrence Samuel
 Tight ends/special teams coach Mark Staten
 Quarterbacks coach Dave Warner

DEFENSIVE LEADERBOARD

Rk.	Player	Production Points
1.	LB Joe Bachie	166
2.	LB Antjuan Simmons	154
3.	DT Raequan Williams	102
4.	DT Mike Panasiuk	88
5.	DE Kenny Willekes	86
6.	CB Josiah Scott	74
7.	LB Tyriq Thompson	52
8.	S David Dowell	48
9.	S Xavier Henderson	44
	DE Jacob Panasiuk	44

SPECIAL TEAMS TACKLES

Rk.	Player	Special Teams Tackles
1.	S #9 Dominique Long	8 (2 KO, 6 punt)
2.	LB #45 Noah Harvey	5 (3 KO, 2 punt)
3.	LB #21 Chase Kline	4 (4 KO)
4.	CB #14 Davion Williams	3 (1 KO, 2 punt)
	S #43 Jack Mandryk	3 (3 KO)
	S #10 Michael Dowell	3 (3 KO)
7.	CB #18 Kalon Gervin	2 (1 KO, 1 punt)
	LB #33 Jeslord Boateng	2 (2 KO)

• Under Dantonio, Spartan teams have produced some of the longest winning streaks in school history. MSU's 13-game Big Ten winning streak from 2012-14 was its second-longest conference run, while MSU's 12-game winning streak that began on Nov. 15, 2014, and ended on Nov. 7, 2015, was tied for the third longest overall in school history. Dantonio also had an 11-game winning streak during the 2013-14 seasons. In addition, Michigan State has produced a 66-22 record (.750) in home games since 2007, including four undefeated home seasons (2010, 2011, 2013, 2015) and three one-loss seasons (2008, 2014, 2017).

• A trademark of Mark Dantonio's Michigan State teams has been their ability to produce wins late in the season. Under Dantonio, Michigan State has compiled a 37-20 record (.649) in November, December and January. His teams have won 24 of the last 34 games in November (3-0 in 2010; 4-0 in 2011; 1-2 in 2012; 4-0 in 2013; 3-1 in 2014; 3-1 in 2015; 1-3 in 2016; 3-1 in 2017; 2-2 in 2018). During MSU's three Big Ten Championship seasons (2010, 2013, 2015) under Dantonio, MSU was 10-1 in November.

CENTURY MARK -

• **Mark Dantonio** won his 100th game at Michigan State in the 2017 Holiday Bowl over Washington State. He is one of eight active FBS coaches to own 100 wins at his current school.

FBS Coaches With 100 Wins at Current School (Active)

Rank	Coach, School (Seasons)	Wins at current school
1.	Gary Patterson, TCU (19)	170*
2.	Kirk Ferentz, Iowa (21)	157*
3.	Nick Saban, Alabama (13)	148
4.	Kyle Whittingham, Utah (15)	126
5.	Mike Gundy, Oklahoma State (15)	125*
6.	Dabo Swinney, Clemson (11)	123
7.	Mark Dantonio, Michigan State (13)	111*
8.	Frank Solich, Ohio (15)	109
...	Pat Fitzgerald, Northwestern (14)	97*

* *winningest coach in school history*

Most Victories by Active FBS Coaches

Rank	Coach, Current School (Overall Years)	All-Time Wins
1.	Nick Saban, Alabama (24)	239
2.	Brian Kelly, Notre Dame (30)	236
3.	Gary Patterson, TCU (19)	170
4.	Kirk Ferentz, Iowa (23)	169
5.	Frank Solich, Ohio (21)	167
6.	Chris Petersen, Washington (14)	143
7.	Rocky Long, San Diego State (20)	142
8.	Skip Holtz, Louisiana Tech (20)	140
9.	Mike Leach, Washington State (18)	137
10.	Mark Dantonio, Michigan State (16)	129
11.	Mike Gundy, Oklahoma State (15)	125

WALK-OFF WINS IN THE DANTONIO ERA -

• Michigan State has eight walk-off wins (scoring as time expired in regulation or in overtime) under Mark Dantonio, including two on the final play of regulation in 2015 (Michigan, Ohio State). In addition, MSU has scored a game-winning touchdown on the final play of the game five times under Dantonio (twice in regulation, three times in overtime).

Walk-Off Wins Under Mark Dantonio (scoring on final play of regulation or winning in overtime)

Date	Result	Winning Play
Oct. 3, 2009	MSU 26, Michigan 20 (OT)	Larry Caper 23-yard TD
Sept. 18, 2010	MSU 34, Notre Dame 31 (OT)	Aaron Bates 29-yard TD pass to Charlie Gantt on fake FG
Oct. 22, 2011	MSU 37, Wisconsin 31	Kirk Cousins 44-yard "Rocket" TD pass to Keith Nichol
Jan. 1, 2012	MSU 33, Georgia 30 (3OT)	Anthony Rashad White blocks FG in triple OT
Oct. 27, 2012	MSU 16, Wisconsin 13 (OT)	Andrew Maxwell 12-yard TD pass to Bennie Fowler
Oct. 17, 2015	MSU 27, Michigan 23	Jalen Watts-Jackson 38-yard fumble recovery for TD
Nov. 21, 2015	MSU 17, Ohio State 14	Michael Geiger 41-yard field goal
Nov. 4, 2017	MSU 27, Penn State 24	Matt Coghlin 34-yard field goal

• **In addition, MSU has posted 21 fourth-quarter comebacks under Dantonio** (2007: Penn State; 2008: Wisconsin; 2009: Purdue; 2010: Notre Dame, Northwestern, Purdue; 2011: Georgia; 2012: Indiana, Wisconsin, TCU; 2013: Ohio State; 2014: Baylor; 2015: Michigan, Ohio State, Iowa; 2017: Indiana, Penn State; 2018: Utah State, Penn State, Rutgers; 2019: Indiana).

2019 SPARTAN FOOTBALL GAME NOTES



MAJOR MILESTONE WINS IN THE DANTONIO ERA –

Game/Win	Date	Result	Milestone
1/1	Sept. 1, 2007	MSU 55, UAB 17	First win at MSU
7/5	Oct. 13, 2007	MSU 52, Indiana 27	First Big Ten win
12/7	Nov. 17, 2007	MSU 35, Penn State 31	MSU secures first bowl bid since 2003
22/14	Oct. 25, 2008	MSU 35, Michigan 21	First win over Michigan; MSU's first win at Michigan Stadium since 1990
31/18	Oct. 3, 2009	MSU 26, No. 22 Michigan 20 (OT)	First win over AP ranked opponent
42/25	Sept. 18, 2010	MSU 34, Notre Dame 31 (OT)	"Little Giants" play defeats Irish in OT
45/28	Oct. 9, 2010	MSU 34, No. 18 Michigan 17	Second straight win in Ann Arbor
51/33	Nov. 27, 2010	MSU 28, Penn State 22	MSU wins Big Ten title for first time since 1990
57/37	Oct. 1, 2011	MSU 10, Ohio State 7	First win over Ohio State
58/38	Oct. 15, 2011	MSU 28, No. 11 Michigan 14	Fourth straight win over Michigan
59/39	Oct. 22, 2011	MSU 37, No. 4 Wisconsin 31	"Rocket" defeats Badgers on last play
63/42	Nov. 19, 2011	MSU 55, Indiana 3	MSU wins inaugural B1G Legends Division
66/44	Jan. 2, 2012	MSU 33, No. 18 Georgia 33 (3OT)	First bowl victory
79/51	Dec. 29, 2012	MSU 17, TCU 16	Second consecutive bowl win
88/59	Nov. 2, 2013	MSU 29, No. 23 Michigan 6	UM held to school-record low 48 yards rushing
92/63	Dec. 7, 2013	MSU 34, No. 2 Ohio State 24	Spartans win first outright B1G title since 1987
93/64	Jan. 1, 2014	MSU 24, No. 5 Stanford 20	MSU wins first Rose Bowl since 1988; Third straight bowl win
100/70	Oct. 18, 2014	MSU 56, Indiana 17	Dantonio wins 70th game at MSU
101/71	Oct. 25, 2014	MSU 35, Michigan 11	Fourth-straight win vs. UM in Spartan Stadium
105/74	Nov. 29, 2014	MSU 34, Penn State 10	MSU wins 10 games for 4th time in 5 years
106/75	Jan. 1, 2015	MSU 42, Baylor 41	MSU rallies from 20 points down in the fourth quarter to win fourth straight bowl game
113/82	Oct. 17, 2015	MSU 27, No. 12 Michigan 23	MSU wins on 38-yard fumble recovery as time expires to defeat Michigan for seventh time in eight years; 100th career win
117/85	Nov. 21, 2015	MSU 17, No. 2 Ohio State 14	Snapped OSU's 23-game winning streak
118/86	Nov. 28, 2015	MSU 55, Penn State 16	MSU wins 11th game; clinches B1G East
119/87	Dec. 5, 2015	MSU 16, No. 4 Iowa 13	Dantonio wins school-record 3rd B1G title; MSU clinches berth in CFP
136/93	Sept. 30, 2017	MSU 17, Iowa 10	Dantonio wins 54th B1G game, second-most in school history
137/94	Oct. 7, 2017	MSU 14, No. 7 Michigan 10	Eighth win over UM in last 10 meetings
141/97	Nov. 4, 2017	MSU 27, No. 7 Penn State 24	Ninth win over AP Top 10 team
145/100	Dec. 28, 2017	MSU 42, No. 21 Wash. State 17	100th win at Michigan State; fifth bowl win
151/104	Oct. 13, 2018	MSU 21, No. 8 Penn State	10th win over AP Top 10 team
160/109	Sept. 7, 2019	MSU 51, Western Michigan 17	Ties Duffy Daugherty for most wins at MSU (109)
162/110	Sept. 21, 2019	MSU 31, Northwestern 10	Becomes MSU's all-time winningest coach (110)

SPARTANS IN THE NFL



Michigan State has 14 former players listed on active rosters for National Football League teams as of Sept. 3, 2019.

Brian Allen, C	Los Angeles Rams
Le'Veon Bell, RB	New York Jets
Shilique Calhoun, DE	New England Patriots
Jack Conklin, OT	Tennessee Titans
Kirk Cousins, QB	Minnesota Vikings
Bennie Fowler, WR	New York Giants
William Gholston, DE	Tampa Bay Buccaneers
Brian Hoyer, QB	Indianapolis Colts
Justin Layne, CB	Pittsburgh Steelers
Montae Nicholson, S	Washington Redskins
Taybor Pepper, LS	Miami Dolphins
Drew Stanton, QB	Cleveland Browns
Trae Waynes, CB	Minnesota Vikings
Khari Willis, S	Indianapolis Colts

Practice Squad:

Matt Sokol, TE	Los Angeles Chargers
----------------	----------------------

Reserve/Physically Unable to Perform:

Garrett Celek, TE	San Francisco 49ers
Darqueze Dennard, CB	Cincinnati Bengals

SPARTAN OFFENSIVE SCOUT TEAM PLAYERS OF THE WEEK

Tulsa: Noah Sargent

Western Michigan: Parks Gissinger

Northwestern: Andre Welch

Indiana: Payton Thorne

SPARTAN DEFENSIVE SCOUT TEAM PLAYERS OF THE WEEK

Tulsa: Maverick Hansen

Western Michigan: Jack Mandryk

Northwestern: Terry O'Connor

Indiana: David Kruse

SPARTAN SPECIAL TEAMS SCOUT TEAM PLAYERS OF THE WEEK

Tulsa: Charles Willekes

Western Michigan: Terry O'Connor

Northwestern: David Kruse

Indiana: Tate Hallock



2019 SPARTAN FOOTBALL GAME NOTES

ACTIVE CAREER LEADERS

RUSHING YARDS		
1. Brian Lewerke (288 att.)		1,039
2. Elijah Collins (100 att.)		500

RUSHING TOUCHDOWNS		
1. Brian Lewerke		7
2. Elijah Collins		3

PASSING YARDS (C-A-I-TD)		
1. Brian Lewerke (592-1041-22-41)		6,810

RECEPTIONS		
1. Darrell Stewart		147
2. Cody White		104

RECEIVING YARDS		
1. Darrell Stewart		1,626
2. Cody White		1,378

SCORING LEADERS		
1. Matt Coghlin		219
2. Cody White		56
3. Brian Lewerke		48

ALL-PURPOSE YARDS		
1. Darrell Stewart		2,325
2. Cody White		1,529

TACKLES		
1. Joe Bachie		279
2. Kenny Willekes		197
3. David Dowell		152

TACKLES FOR LOSS		
1. Kenny Willekes		42.5
2. Joe Bachie		27.5
3. Raequan Williams		26.5

SACKS		
1. Kenny Willekes		19.5
2. Raequan Williams		10.0
3. Joe Bachie		8.0

INTERCEPTIONS		
1. David Dowell		7
2. Josiah Scott		6
3. Joe Bachie		5

PASS BREAK-UPS		
1. Josiah Scott		21
2. Joe Bachie		11
3. Josh Butler		10

BIGGEST COMEBACKS (since 2007)

Rk.	Deficit	Final
1.	20, 4th quarter vs. Baylor (40-20), 1/1/15.....	MSU, 41-40
2.	17, 2nd qtr. vs. Indiana (17-0), 10/6/12.....	MSU, 31-27
	17, 2nd qtr. vs. N-western (17-0), 10/23/10.....	MSU, 35-27
	17, 3rd qtr. vs. Penn State (24-7), 11/17/07.....	MSU, 35-31
5.	16, 3rd qtr. vs. Georgia (16-0), 1/1/12.....	MSU, 33-30 (3OT)



SPARTAN FOOTBALL PROGRAM NOTES

2019 CAPTAINS ANNOUNCED –

• Following the last practice of preseason camp on Aug. 22, MSU head coach Mark Dantonio announced the 2019 captains to the team – senior linebacker Joe Bachie, senior quarterback Brian Lewerke, senior defensive end Kenny Willekes and senior defensive tackle Raequan Williams. Bachie and Lewerke are just the fifth and sixth players under Dantonio to be named captain twice (Kirk Cousins, 2009-10-11; Greg Jones, 2009-10; Max Bullough, 2012-13; Shilique Calhoun, 2014-15). It marks the fourth time under Dantonio and the first season since 2009 that MSU has had four captains.

ALL IN THE FAMILY, PT. 1 –

• Michigan State has five sets of brothers on its 2019 roster: David (Sr.)/Michael (R-Fr.) Dowell; Tanner (So.)/Tate (Fr.) Hallock; Mike (Sr.)/Jacob (Jr.) Panasiuk; Jacob (R-Fr.)/Zach (R-Fr.) Slade, Charles (Fr.)/Kenny (Sr.) Willekes. **MSU's five sets of brothers is tied for the most in the country, matched by Nebraska and Clemson.**

ALL IN THE FAMILY, PT. 2 –

• Michigan State has a deep family legacy on the 2019 roster, from siblings to fathers to relatives. In fact, 16 players and five staff members have direct family connections who played Spartan football.

Legacy: Matt Allen (brothers Jack and Brian); David/Michael Dowell (brother Andrew); Tanner/Tate Hallock (father Ty); Jacob Isaia (grandfather Bob Apisa); David Kruse (brother Connor); Corey Pryor (father Corey Sr.); Noah Sargent (father Mike); Alante Thomas (brother Lawrence)

Brothers: David/Michael Dowell; Tanner/Tate Hallock; Mike/Jacob Panasiuk; Jacob/Zach Slade, Charles/Kenny Willekes.

Coaches/Staff: Chuck Bullough (father, Hank; brother, Shane; nephews Max, Riley and Byron Bullough); Ron Burton (son, Reid); Dino Folino (sons, Anthony and Danny); Don Treadwell (son, Blake); Sheldon White (son, Cody).

SPARTANS RANK AMONG THE WINNIGEST PROGRAMS IN COLLEGE FOOTBALL HISTORY –

• Michigan State ranks 27th all-time among FBS programs with 705 wins in program history. Now in its 123rd season, Michigan State owns an all-time record of 705-462-44 (.600).

DECADE OF SUSTAINED EXCELLENCE –

• Michigan State is in the midst of its winningest decade in school history based on total wins, as the Spartans are 89-37 (.706) since the beginning of the 2010 season. The 89 wins this decade are third most in the Big Ten and tied for 12th most in the NCAA Football Bowl Subdivision. During that span, MSU has won five bowl games (2012 Outback, 2012 Buffalo Wild Wings, 2014 Rose, 2015 Cotton, 2017 Holiday), three Big Ten Championships (2010, 2013, 2015) and three Big Ten Division titles (2011, 2013, 2015). MSU's .706 winning percentage this decade is third best in school history. MSU was the only school to finish in the top-six of the national polls from 2013-15 (No. 3 in 2013, No. 5 in 2014, No. 6 in 2015) and the 36 wins from 2013-15 marked the winningest three-year stretch in the history of the program.

• In addition, the Spartans have earned 11 bowl bids since 2007, including a school-record four consecutive bowl victories (2012 Outback against No. 18 Georgia, 2012 Buffalo Wild Wings against TCU, 2014 Rose Bowl Game against No. 5 Stanford, 2015 Cotton Bowl Classic against No. 4 Baylor), which also tied a Big Ten record.

• MSU's highest winning percentage by decade is currently the 1950s (.766, 70-21-1 record), but the 89 wins this current decade are already the most of any previous decade in school history (previous: 70 in 1950s).

• The Spartans have had sustained success in the Big Ten Conference under Dantonio. MSU has won two of the past six Big Ten Championships (2013, 2015) and three overall this decade, also claiming a championship in 2010. Dantonio is second in school history and 11th in Big Ten history with 67 conference wins. The Spartans are 54-25 (.684) in regular-season Big Ten play since 2010.



BIG GAME SPARTANS (WINS OVER AP RANKED TEAMS SINCE 2013)

					
No. 23 MICHIGAN W, 29-6 11/2/13 Spartan Stadium	No. 2 OHIO STATE W, 34-24 12/7/13 Big Ten Champ.	No. 5 STANFORD W, 24-20 1/1/14 Rose Bowl	No. 19 NEBRASKA W, 27-22 10/4/14 Spartan Stadium	No. 4 BAYLOR W, 42-41 1/1/15 Cotton Bowl	No. 7 OREGON W, 31-28 9/12/15 Spartan Stadium
					
No. 12 MICHIGAN W, 27-23 10/17/15 Michigan Stadium	No. 2 OHIO STATE W, 17-14 11/21/15 Ohio Stadium	No. 4 IOWA W, 16-13 12/5/15 Big Ten Champ.	No. 18 NOTRE DAME W, 36-28 9/17/16 Notre Dame Stadium	No. 7 MICHIGAN W, 14-10 10/7/17 Michigan Stadium	No. 7 PENN STATE W, 27-24 11/4/17 Spartan Stadium
					
No. 21 WASH. ST. W, 42-17 12/28/17 SDCCU Stadium	No. 8 PENN STATE W, 21-17 10/13/18 Beaver Stadium				

Winningest NCAA FBS Teams Since 2010

Rank	Team	Total Wins
1.	Alabama	120
2.	Clemson	110
3.	Oklahoma	104
4.	Boise State	101
5.	Ohio State	99*
6.	Wisconsin	98
7.	Stanford	97
8.	LSU	95
	Oregon	95
10.	Georgia	94
11.	Florida State	93
12.	Michigan State	89
	Oklahoma State	89
14.	Northern Illinois	88
15.	TCU	85

* Ohio State vacated 12 wins from the 2010 season

PLAYING THEIR BEST UNDER THE SPOTLIGHT –

• The Spartans have consistently produced wins against highly ranked teams under Mark Dantonio. MSU is 10-9 in its last 19 games against teams ranked in The Associated Press Top 10, including a 9-9 record since 2013.

• Michigan State has won 14 of its last 26 games played against AP Top 25 opponents. Dantonio ranks second in school history in wins over AP Top 10 teams (10) and AP Top 25 teams (21).

TRACKING TURNOVERS

Takeaways (12)	Qtr.	MSU Result
FUM-Tulsa (Willekes)	2	FG
FUM-Tulsa (Willekes)	2	TD*
INT-Tulsa (Simmons)	2	FG
INT-WMU (Henderson)	2	FG
INT-WMU (Thompson)	3	TD
FUM-WMU (D. Williams)	4	TD
INT-Northwestern (Scott)	2	TD
INT-Northwestern (Beesley)	4	TD
INT-Northwestern (Bachie)	4	Punt
FUM-Indiana (M. Dowell)	4	TD*
INT-Ohio State (Fields)	3	Punt
FUM-Ohio State (Fields)	4	INT

TOTAL: 12 takeaways for 50 points (9-for-12 scoring)

Turnovers (9)	Qtr.	Opp. Result
INT-WMU (Lewerke)	2	Missed FG
FUM-WMU (Heyward)	2	INT
FUM-ASU (Lewerke)	1	Punt
FUM-Northwestern (White)	1	Downs
FUM-Ohio State (White)	1	Missed FG
FUM-Ohio State (Lewerke/Collins)	1	FG
INT-Ohio State (Lewerke)	4	Punt
INT-Wisconsin (Lewerke)	4	TD*
INT-Wisconsin (Lombardi)	4	End of game

TOTAL: 9 turnovers for 10 points (2-for-9 scoring)

MSU: +3 turnovers (+0.43 margin), +40 margin on points off turnovers



2019 SPARTAN FOOTBALL GAME NOTES

2019 HONORS & AWARDS

#35 JOE BACHIE (Sr., LB)

- First-team midseason All-American (Rivals.com)
- Second-team midseason All-American (Associated Press)
- Second-team midseason All-American (The Athletic)
- Second-team midseason All-American (Athlon Sports)
- Lott IMPACT Trophy Quarterfinalist
- Big Ten Defensive Player of the Week (vs. Northwestern)
- Lott IMPACT Trophy National Co-Player of the Week (vs. Northwestern)
- Pro Football Focus Big Ten Team of the Week (vs. Northwestern)
- First-team preseason All-American (Associated Press, Athlon Sports, CBS Sports, Lindy's, Phil Steele, Street & Smith's)
- Second-team preseason All-American (Pro Football Focus, Sporting News, SI.com, CollegeFootballNews.com)
- First-team preseason All-Big Ten (Athlon Sports, CollegeFootballNews.com, Phil Steele, Street & Smith's)
- Bednarik Award Watch List
- Nagurski Trophy Watch List
- Lott IMPACT Trophy Watch List
- Butkus Award Watch List

#61 COLE CHEWINS (Sr.-5, OT)

- National Football Foundation Campbell Trophy Semifinalist

#4 MATT COGLIN (Jr., PK)

- Lou Groza Award Watch List

#24 ELIJAH COLLINS (R-Fr., RB)

- Pro Football Focus Big Ten Team of the Week (vs. Western Michigan)

#25 JAKE HARTBARGER (Sr.-6, P)

- Ray Guy Award Watch List
- Ray Guy Honor Roll vs. Ohio State (Ray's 8)

#14 BRIAN LEWERKE (Sr., QB)

- Johnny Unitas Golden Arm Award Finalist

#34 ANTJUAN SIMMONS (Jr., LB)

- Pro Football Focus Big Ten Team of the Week (vs. Tulsa)

#96 JACUB PANASIUK (Jr., DE)

- Pro Football Focus Big Ten Team of the Week (vs. Tulsa)

#22 JOSIAH SCOTT (Jr., CB)

- Pro Football Focus Big Ten Team of the Week (vs. Northwestern)
- Jim Thorpe Award Watch List

#25 DARRELL STEWART (Sr.-5, WR)

- Biletnikoff Award Watch List
- Pro Football Focus Big Ten Team of the Week (vs. Western Michigan)

#48 KENNY WILLEKES (Sr., DE)

- First-team midseason All-American (Rivals.com)
- Pro Football Focus Big Ten Team of the Week (vs. Arizona State)
- Walter Camp National Defensive Player of the Week vs. Tulsa
- Big Ten Defensive Player of the Week vs. Tulsa
- First-team preseason All-American (Athlon Sports, CBS Sports, Lindy's, Phil Steele, Sporting News, Street & Smith's)
- Second-team preseason All-American (Associated Press, Pro Football Focus, SI.com)
- First-team preseason All-Big Ten (Athlon Sports, Phil Steele, Street & Smith's)
- Bednarik Award Watch List
- Nagurski Trophy Watch List
- Ted Hendricks Award Watch List

#99 RAEQUAN WILLIAMS (Sr., NT)

- Pro Football Focus Big Ten Team of the Week (vs. Northwestern)
- Outland Trophy Watch List

• Under Dantonio, the Spartans are 21-30 in 51 games played against teams ranked in The Associated Press Top 25; however, MSU is 20-21 against ranked teams since 2010 and 14-13 since 2013. The 21 wins over AP Top 25 teams rank second among head coaches in MSU history (Duffy Daugherty with 25 from 1954-72). Dantonio is 10-13 against AP Top 10 teams at MSU (10-9 since 2011).

• Here's a look at MSU's games against AP Top 10 teams since 2011 (10-9 record):

Date	Result (Associated Press Ranking)	Site
Oct. 22, 2011	No. 15 MSU 37, No. 4 Wisconsin 31	East Lansing
Dec. 7, 2013	No. 10 MSU 34, No. 2 Ohio State 24 (Big Ten Champ.)	Indianapolis
Jan. 1, 2014	No. 4 MSU 24, No. 5 Stanford 20 (Rose Bowl)	Pasadena
Sept. 6, 2014	No. 3 Oregon 46, No. 7 MSU 27	Eugene
Jan. 1, 2015	No. 7 MSU 42, No. 4 Baylor 41 (Cotton Bowl)	Arlington
Sept. 12, 2015	No. 5 MSU 31, No. 7 Oregon 28	East Lansing
Nov. 21, 2015	No. 9 MSU 17, No. 2 Ohio State 14	Columbus
Dec. 5, 2015	No. 5 MSU 16, No. 4 Iowa 13 (Big Ten Champ.)	Indianapolis
Dec. 31, 2015	No. 2 Alabama 38, No. 3 MSU 0 (CFP Semifinal)	Arlington
Oct. 29, 2016	No. 2 Michigan 32, MSU 23	East Lansing
Nov. 19, 2016	No. 2 Ohio State 17, MSU 16	East Lansing
Nov. 26, 2016	No. 8 Penn State 45, MSU 12	University Park
Oct. 7, 2017	MSU 14, No. 7 Michigan 10	Ann Arbor
Nov. 4, 2017	No. 24 MSU 27, No. 7 Penn State 24	East Lansing
Oct. 13, 2018	MSU 21, No. 8 Penn State 17	University Park
Oct. 20, 2018	No. 6 Michigan 21, No. 24 MSU 7	East Lansing
Nov. 10, 2018	No. 8 Ohio State 26, No. 24 MSU 6	East Lansing
Oct. 5, 2019	No. 4 Ohio State 34, No. 25 MSU 10	Columbus
Oct. 12, 2019	No. 8 Wisconsin 38, MSU 0	Madison

• Michigan State and Florida are the only schools in the country to win multiple National Championships in football and men's basketball. MSU has won six national titles in football (1951, 1952, 1955, 1957, 1965, 1966) and two in men's basketball (1979, 2000). Michigan State is also the only school in the nation to win multiple National Championships in football, men's basketball and hockey.

• Michigan State is one of only four schools to have had at least one player chosen every year since the inception of the common NFL Draft in 1967. MSU joins Florida, Michigan and USC as the only programs with at least one draft choice for 51 consecutive years.

2019 OPPONENTS UPDATE

2019 OPPONENTS UPDATE –

Date vs.	MSU	Opponent	Last Game Result	Next Game
Aug. 30		Tulsa (2-5)	at Cincinnati (L, 24-13)	vs. Memphis
Sept. 7		Western Michigan (4-4)	at Eastern Michigan (L, 34-27)	vs. Bowling Green
Sept. 14		Arizona State (5-2)	at Utah (L, 21-3)	at UCLA
Sept. 21		at Northwestern (1-5)	vs. Ohio State (L, 52-3)	vs. Iowa
Sept. 28		Indiana (5-2)	at Maryland (W, 34-28)	at Nebraska
Oct. 5		at Ohio State (7-0)	vs. Northwestern (W, 52-3)	vs. Wisconsin
Oct. 12		at Wisconsin (6-1)	at Illinois (L, 24-23)	at Ohio State
Oct. 26		Penn State (7-0)	vs. Michigan (W, 28-21)	at Michigan State
Nov. 9		Illinois (3-4)	vs. Wisconsin (W, 24-23)	at Purdue
Nov. 16		at Michigan (5-2)	at Penn State (L, 28-21)	vs. Notre Dame
Nov. 23		at Rutgers (1-6)	vs. Minnesota (L, 42-7)	vs. Liberty
Nov. 30		Maryland (3-4)	vs. Indiana (L, 34-28)	at Minnesota

• According to the Cody Kellner Points Index Strength of Schedule Ratings (www.kellnerratings.com), Michigan State has played the second-most difficult schedule in the FBS, trailing only Northwestern. MSU has played three opponents currently ranked in the AP Top 25 (No. 3 Ohio State, No. 13 Wisconsin, No. 24 Arizona State).

• MSU will be the first team in the FBS this season to play three straight games against AP Top 10 opponents (No. 4 Ohio State on Oct. 5; No. 8 Wisconsin on Oct. 12; No. 6 Penn State on Oct. 26).



SPARTAN COACHING STAFF NOTES

DANTONIO ANNOUNCES RESTRUCTURING OF STAFF –

- Michigan State head football coach Mark Dantonio announced on Jan. 10 a restructuring of his staff for the 2019 season.
- Brad Salem, who is entering his 10th season under Dantonio at MSU, was promoted to offensive coordinator for the Spartans. Salem spent his first three seasons in East Lansing as the running backs coach and was the quarterbacks coach the last six years. A former Division II head coach at Augustana (S.D.) for five seasons from 2005-09, Salem will also return to coaching the running backs, where he previously mentored All-Big Ten players Le'Veon Bell and Edwin Baker.
- Dave Warner will return to coaching the quarterbacks, where he first started at MSU from 2007-12, after serving as co-offensive coordinator and running backs coach from 2013-18.
- Jim Bollman will make the switch from co-offensive coordinator and coaching tight ends to the offensive line, while Mark Staten, who has been on Dantonio's coaching staff the past 15 seasons, will rejoin the tight ends room and also add duties of special teams coordinator.
- Don Treadwell, who served as Dantonio's offensive coordinator for three seasons (2004-06) at Cincinnati and four years (2007-10) at Michigan State, will return to the offense coaching the wide receivers. Treadwell rejoined the Spartan staff in 2018 as an assistant defensive backs coach while mentoring the freshmen.
- Terrence Samuel, the wide receivers coach from 2011-18, will transition into the role that Treadwell had last season on the defensive side of the ball, in addition to serving as the freshmen head coach.
- Defensive coordinator/linebackers coach Mike Tressel, who helped direct the No. 1 rushing defense in the nation in 2018 and was nominated for the Broyles Award, has added the title of assistant head coach.
- The rest of the defensive staff (Chuck Bullough, defensive ends; Ron Burton, defensive tackles; Paul Haynes, secondary) will remain in their same roles. Bullough and Burton were named the national defensive line coaches of the year by Football Scoop.

STAFF CONTINUITY SPARKS DANTONIO'S SUCCESS AT MSU –

- MSU head coach Mark Dantonio has repeatedly stressed the importance of continuity on his coaching staff as one of the main reasons for Michigan State's success during his tenure. Three of MSU's nine assistant coaches have been at MSU since Dantonio's arrival in 2007 (tight ends coach/special teams coordinator Mark Staten, assistant head coach/defensive coordinator/linebackers coach Mike Tressel, quarterbacks coach Dave Warner). Those three also coached under Dantonio at Cincinnati. Dantonio, Staten and Tressel have been on the same staff since 2004.
- In addition, offensive coordinator/running backs coach Brad Salem is in his 10th year on the staff, assistant defensive backs coach Terrence Samuel is in his ninth year, and defensive tackles coach Ron Burton is in his seventh year. Offensive line coach Jim Bollman, who is also in his seventh season, has coached with Dantonio on three previous occasions: Youngstown State (1986-90), Michigan State (1995-97) and Ohio State (2001-03).
- Three of Dantonio's assistants left Michigan State to become head coaches at FBS schools: Don Treadwell (Miami-Ohio, 2011-13), Dan Enos (Central Michigan, 2010-14) and Pat Narduzzi (Pittsburgh, fifth season).

TRACKING EXPLOSIVE PLAYS (20-PLUS YARDS)

Player	No.	TD	R	P	KR	PR	IR	FR
Darrell Stewart	18	2	0	14	4	0	0	0
Elijah Collins	4	0	4	0	0	0	0	0
Cody White	3	0	0	3	0	0	0	0
Matt Seybert	2	0	0	2	0	0	0	0
C.J. Hayes	2	0	0	2	0	0	0	0
Jalen Nailor	2	0	0	0	2	0	0	0
Julian Barnett	1	0	0	1	0	0	0	0
Laress Nelson	1	0	0	1	0	0	0	0
Matt Dotson	1	0	0	1	0	0	0	0
Brandon Sowards	1	0	0	0	0	1	0	0
Brian Lewerke	1	0	1	0	0	0	0	0
Josiah Scott	1	0	0	0	0	0	1	0
Tyriq Thompson	1	0	1	0	0	0	0	0
Totals	39	3	6	24	6	1	1	0

TOTAL: 39 (3 TD)

Rushing: 6

Passing: 24

Kickoff Returns: 6

Punt Returns: 1

Interception Returns: 1

Fumble Returns: 0

Blocked Kick Returns: 0

LONGEST PLAYS OF THE YEAR

Rushing

58, Elijah Collins vs. Western Michigan (9/7)

Rushing Touchdown

9, Elijah Collins vs. Arizona State (9/14)

Passing

48, Brian Lewerke to Matt Seybert vs. Arizona State (9/14)

Passing Touchdown

42, Brian Lewerke to Darrell Stewart vs. W. Michigan (9/7)

Punt Return

10, Jalen Nailor vs. Tulsa (8/30)

10, Cody White vs. Western Michigan (9/7)

Kick Return

31, Darrell Stewart vs. Northwestern (9/21)

Interception Return

34, Josiah Scott vs. Ohio State (10/5)

Fumble Return

4, Kenny Willekes vs. Tulsa (8/30)

Punt

61, Jake Hartbarger vs. Tulsa (8/30)

Field Goal

47, Matt Coghlin vs. Tulsa (8/30)



2019 SPARTAN FOOTBALL GAME NOTES

SPARTAN STREAKS

Consecutive Games Started (Position players)

Mike Panasiuk, DT	36
Raequan Williams, DT	36
Joe Bachie, LB	33
David Dowell, S	30
Kenny Willekes, DE	25
Jordan Reid, OT	20

Most Consecutive Games Started (Dantonio era)

Shilique Calhoun, DE (2013-15)	41
Max Bullough, LB (2011-13)	40
Denicos Allen, LB (2011-13)	40
Eric Gordon, LB (2007-10)	40
Greg Jones, LB (2007-10)	40
Charlie Gantt, LB (2007-10)	39
Connor Cook, QB (2013-15)	36
Mike Panasiuk, DT (2016-19)	36
Raequan Williams, DT (2016-19)	36
Kurtis Drummond, S (2011-14)	34
Jack Conklin, OT (2013-15)	34
Kirk Cousins, QB (2009-11)	34

SPARTAN STARTS

Most Starts Overall (years started, Dantonio era)

Marcus Rush, DE (2011-14)*	53
Joel Foreman, OG (2007-10)	49
Eric Gordon, LB (2007-10)	49
Jack Allen, OL (2012-15)	47
Greg Jones, LB (2007-10)	46
Shilique Calhoun, DE (2012-15)	42
B.J. Cunningham, WR (2008-11)	42
Isaiah Lewis, S (2010-13)	40
Darqueze Dennard, CB (2010-13)	40
Max Bullough, LB (2011-13)	40
Denicos Allen, LB (2011-13)	40
Connor Cook, QB (2013-15)	39
Johnny Adams, CB (2008, 2010-12)	39
Kirk Cousins, QB (2009-11)	39
Charlie Gantt, TE (2007-10)	39
Brian Allen, OL (2014-17)	38
Jack Conklin, OT (2013-15)	38
Jerel Worthy, DT (2009-11)	38
Dan France, OT (2011-13)	37
Mike Panasiuk, DT (2016-19)	36
Raequan Williams, DT (2016-19)	36
Kurtis Drummond, S (2011-14)	34
Chris L. Rucker, CB (2007-10)	34

* school record



STATISTICAL TRENDS UNDER MARK DANTONIO

SPARTAN TRENDS UNDER DANTONIO –

Here's how Michigan State has fared during head coach Mark Dantonio's tenure (2007-19: 165 games):

	2019	Overall
Games played in Spartan Stadium:	3-1	66-22
Games played on the road/neutral site:	1-2	45-32
Games played in August:	1-0	5-1
Games played in September:	3-1	36-13
Games played in October:	0-2	33-20
Games played in November:	0-0	30-13
Games played in December:	0-0	4-4
Games played in January:	0-0	3-3
When leading at halftime:	4-0	83-13
When trailing at halftime:	0-3	20-34
When tied at halftime:	0-0	8-7
When scoring first:	4-0	76-22
When opponent scores first:	0-3	35-32
When scoring 30-plus points:	3-0	66-12
When allowing 30-plus points:	1-2	11-29
When allowing 20-fewer points:	3-1	72-10
When allowing 17-fewer points:	3-1	68-9
When leading after first quarter:	3-0	63-13
When trailing after first quarter:	0-2	26-27
When tied after first quarter:	1-1	22-14
When leading after three quarters:	4-0	89-14
When trailing after three quarters:	0-3	17-35
When tied after three quarters:	0-0	5-5
Overtime games:	0-0	4-5
When gaining more first downs than opponent:	3-1	86-23
When gaining fewer first downs than opponent:	1-2	21-27
When gaining same number of first downs as opponent:	0-0	4-4
When gaining 200+ yards rushing:	1-0	41-6
When opponent gains 200+ yards rushing:	0-2	6-15
When rushing 40+ times in a game:	2-0	74-9
When rushing 35+ times in a game:	2-1	91-19
When outrushing opponent:	3-1	91-22
When being outrushed by opponent:	1-2	20-32
When opponent is held under 100 yards rushing:	3-1	71-13
When gaining 200+ yards passing:	3-2	67-34
When opponent gains 200+ yards passing:	2-1	49-31
When gaining more total yards than opponent:	4-1	95-22
When gaining fewer total yards than opponent:	0-2	16-32
When leading in time of possession:	1-1	87-23
When trailing in time of possession:	3-2	24-30
When splitting in time of possession:	0-0	0-1



ROUGH SLEDDING AGAINST SPARTANS –

• In 165 games under Dantonio, Michigan State has held its opponent under 100 yards rushing 84 times (.509 percent). MSU is 71-13 (.845) in those games, including a 61-8 (.884) record since 2010.

SCORING TRENDS UNDER DANTONIO –

• Since 2010, Michigan State is 54-5 (.915) when scoring 30-plus points in a game (only losses: 2011 Big Ten Championship Game to Wisconsin; 2014 to eventual National Champion Ohio State; 2015 at Nebraska; 2016 vs. Northwestern; 2017 at Northwestern). Overall, MSU is 66-12 when scoring 30-plus points under Dantonio.

• MSU has allowed 20 or fewer points under Dantonio 82 times (50 percent); MSU's record in those games is 72-10 (.878).

• MSU has allowed 17 or fewer points under Dantonio 77 times (47 percent); MSU's record in those games is 68-9 (.883).

• MSU has only given up 30 or more points under Dantonio 40 times (24 percent; record: 11-29).

TURNOVER MARGIN THE KEY INGREDIENT FOR SPARTAN SUCCESS –

• Although Michigan State ranked in the FBS Top 10 in several defensive categories in 2018, this season the Spartans are emphasizing turnovers after finishing 28th in the FBS with 23 turnovers caused last season. After six games, MSU ranks tied for 12th in the FBS with 12 turnovers caused (five fumbles, seven interceptions). The seven interceptions are tied for 10th most in the FBS.

• Michigan State's record-setting three-year stretch in which it won 36 games from 2013-15 was fueled by creating turnovers and limiting mistakes. The Spartans ranked in the NCAA Football Bowl Subdivision Top 10 and led the Big Ten in turnover margin for three consecutive seasons from 2013-15 (No. 10 in 2013 at +0.93; No. 2 in 2014 at +1.46; No. 4 in 2015 at +1.00).

• Michigan State has forced at least one turnover in 133 of 165 games under head coach **Mark Dantonio** (81 percent of the games since 2007).

• Michigan State is 72-17 (.809) when forcing at least two turnovers in a game under head coach **Mark Dantonio**.

SPARTANS TOUGH ON HOME TURF –

• Under **Mark Dantonio**, Michigan State has produced a 66-22 record (.750) in home games since 2007, including a 15-game winning streak (7-0 in 2010, 7-0 in 2011, won first game in 2012) and a 12-game winning streak (7-0 in 2013; won first five in 2014), which ranks second and tied for third, respectively, in Spartan Stadium history.

• **Mark Dantonio** is 32-5 (.865) against nonconference opponents in Spartan Stadium (only losses: 2009 to Central Michigan; 2012 to No. 20 Notre Dame; 2016 to BYU; 2017 to Notre Dame; 2019 to Arizona State).

• Dantonio is 13-0 in home openers at MSU and the Spartans' 21-game winning streak in home openers is tied for the fifth-longest in the nation.

SPARTANS SUCCESSFUL IN NONCONFERENCE GAMES –

• **Mark Dantonio** is 41-17 (.707) against nonconference opponents, including a 32-5 (.865) mark in Spartan Stadium. Dantonio is 31-1 (.969) against teams in the Group of Five conferences.

RUNNING GAME KEY FOR SPARTANS UNDER DANTONIO –

• Under **Mark Dantonio**, Michigan State is 91-22 (.805) when outrushing its opponent, including a 75-15 record (.833) since 2010. Conversely, MSU is 20-32 (.385) under Dantonio when being outgained on the ground by its opponent. The Spartans are 41-6 (.872) in games when gaining 200 or more rushing yards under Dantonio.

• Under Dantonio, when Michigan State runs at least 40 times in a game, the Spartans are 74-9 (.892). Here's the breakdown by year: 2007 (6-2), 2008 (7-0), 2009 (4-0), 2010 (4-0), 2011 (3-0), 2012 (6-1), 2013 (7-0), 2014 (11-0), 2015 (7-0), 2016 (3-5), 2017 (9-0), 2018 (5-1) and 2019 (2-0).

SPARTANS BOAST NINE GRADUATES ON 2019 ROSTER –

• Michigan State has nine graduates on its 2019 roster:

Josh Butler – Media and Information (December 2018)

Cam Chambers – Interdisciplinary Studies in Social Science – Social science education (Summer 2019)

Cole Chewins – Finance (December 2018)

David Dowell – Advertising Management (December 2018)

Jake Hartbarger – Hospitality Business (December 2018)

Brian Lewerke – Economics (December 2018)

Matt Seybert – Communication (May 2019)

Brandon Sowards – Economics (August 2018)

Tyriq Thompson – Journalism (December 2018)

• In addition, five Spartans (Butler, Chewins, Dowell, Hartbarger, Sowards) are currently pursuing their master's degrees, while Chambers is enrolled in Michigan State's intellectual property and communications law program.

MSU TOP SINGLE-GAME PERFORMANCES VS. PENN STATE

RUSHING

Player (Att.)	Yards	Year
Sedrick Irvin (28)	238	1997
Marc Renaud (21)	203	1997
George Guerre (15)	160	1946
T.J. Duckett (22)	159	1999
T.J. Duckett (21)	134	2000

PASSING

Player (C-A)	Yards	Year
Brian Lewerke (33-56)	400	2017
Jeff Smoker (29-50)	357	2003
Jeff Smoker (24-36)	356	2001
Brian Hoyer (30-61)	291	2006
Bill Burke (17-44)	286	1998
Brian Lewerke (24-52)	259	2018
Brian Hoyer (16-21)	257	2007

RECEIVING

Player (Rec.)	Yards	Year
Charles Rogers (8)	191	2001
Felton Davis III (12)	181	2017
Gari Scott (9)	157	1998
Gene Washington (4)	143	1966
Nigea Carter (7)	142	1996
Devin Thomas (7)	139	2007



2019 SPARTAN FOOTBALL GAME NOTES

MICHIGAN STATE DEPTH CHART (AS OF OCT. 21, 2019)

SPARTAN OFFENSE

X	7	CODY WHITE (Jr., 6-3, 215)
	82	Javez Alexander (R-Fr., 6-2, 193)
	17	Tre Mosley (Fr., 6-2, 192)
LT	70	TYLER HIGBY (Sr.-5, 6-5, 300)
	76	AJ Arcuri (Jr., 6-7, 306)
	74	Devontae Dobbs (Fr., 6-4, 295)
LG	62	LUKE CAMPBELL (Jr., 6-5, 305)
	67	J.D. Duplain (Fr., 6-3, 289)
C	64	MATT ALLEN (Jr., 6-3, 303)
	59	Nick Samac (Fr., 6-4, 293)
	66	Blake Bueter (So., 6-4, 315)
RG	56	MATT CARRICK (So., 6-4, 332)
	66	Blake Bueter (So., 6-4, 315)
	73	Jacob Isaia (R-Fr., 6-3, 305)
RT	55	JORDAN REID (Jr., 6-4, 305)
	79	Mustafa Khaleefah (So., 6-5, 305)
TE	89	MATT DOTSON (Jr., 6-5, 252) OR
	80	MATT SEYBERT (Sr.-5, 6-4, 252)
	88	Trenton Gillison (R-Fr., 6-4, 249)
	81	Parks Gissing (R-Fr., 6-2, 238)
	44	Adam Berghorst (Fr., 6-6, 250)
F	25	DARRELL STEWART (Sr.-5, 6-2, 216)
	13	Laress Nelson (Jr., 5-8, 179)
	16	Brandon Sowards (Sr.-6, 6-0, 191)
Z	4	C.J. HAYES (So., 6-1, 206)
	2	Julian Barnett (Fr., 6-2, 189)
	82	Javez Alexander (R-Fr., 6-2, 193)
QB	14	BRIAN LEWERKE (Sr.-5, 6-3, 216)
	12	Rocky Lombardi (So., 6-3, 217)
	6	Theo Day (R-Fr., 6-5, 222)
TB	24	ELIJAH COLLINS (R-Fr., 6-0, 217)
	34	Anthony Williams (Fr., 6-0, 194)
	26	Brandon Wright (Fr., 6-2, 223)

SPARTAN DEFENSE

DE	96	JACUB PANASIUK (Jr., 6-3, 245)
	86	Drew Beesley (Jr., 6-2, 252)
	5	Michael Fletcher (Fr., 6-6, 259)
NT	99	RAEQUAN WILLIAMS (Sr.-5, 6-4, 303)
	93	Naquan Jones (Jr., 6-4, 338)
DT	72	MIKE PANASIUK (Sr., 6-4, 293)
	64	Jacob Slade (R-Fr., 6-3, 298)
DE	48	KENNY WILLEKES (Sr.-5, 6-4, 260)
	91	Jack Camper (So., 6-4, 258)
	42	Brent Mossburg (So., 6-2, 235)
	44	Adam Berghorst (Fr., 6-6, 250)
STAR	34	ANTJUAN SIMMONS (Jr., 6-0, 216)
	33	Jeslord Boeteng (R-Fr., 6-1, 228)
	37	Dante Razzano (Jr., 6-2, 227)
MIKE	35	JOE BACHIE (Sr., 6-2, 231)
	45	Noah Harvey (So., 6-3, 229)
	31	Ed Warinner (R-Fr., 6-0, 229)
SAM	17	TYRIQ THOMPSON (Sr.-5, 6-1, 228)
	21	Chase Kline (R-Fr., 6-4, 235)
FC	22	JOSIAH SCOTT (Jr., 5-10, 171)
	18	Kalon Gervin (R-Fr., 5-11, 186)
	14	Davion Williams (R-Fr., 6-0, 177)
FS	6	DAVID DOWELL (Sr.-5, 6-1, 209)
	24	Tre Person (Jr., 5-10, 167)
	20	Emmanuel Flowers (So., 6-1, 186)
BS	3	XAVIER HENDERSON (So., 6-1, 203)
	9	Dominique Long (Jr., 6-2, 197)
	10	Michael Dowell (R-Fr., 6-1, 215)
BC	19	JOSH BUTLER (Sr.-5, 6-0, 182)
	29	Shakur Brown (So., 5-10, 183)
	12	Chris Jackson (R-Fr., 6-0, 193)

SPARTAN SPECIAL TEAMS

KO	98	COLE HAHN (So., 5-10, 198)	LS	40	JUDE PEDROZO (Fr., 6-1, 224)
	92	Evan Morris (Fr., 6-5, 221)		81	Parks Gissing (R-Fr., 6-2, 238)
	97	Tyler Hunt (So., 6-2, 228)	HLD	97	TYLER HUNT (So., 6-2, 228)
PK	4	MATT COGHLIN (Jr., 5-9, 187)		5	Jake Hartbarger (Sr.-6, 6-4, 194)
	98	Cole Hahn (So., 5-10, 198)	KR	25	DARRELL STEWART (Sr.-5, 6-2, 216)
P	5	JAKE HARTBARGER (Sr.-6, 6-4, 194)		2	Julian Barnett (Fr., 6-2, 189)
	97	Tyler Hunt (So., 6-2, 228)	PR	16	BRANDON SOWARDS (Sr.-6, 6-0, 191)
	94	Jack Bouwmeester (Fr., 6-2, 193)		7	Cody White (Jr., 6-3, 215)
				13	Laress Nelson (Jr., 5-8, 179)

PRONUNCIATION GUIDE

#4 Matt Coghlin: cog-lynn
 #13 Laress Nelson: LUH-reece
 #14 Brian Lewerke: luh-WUHR-key
 #15 Brandon Sowards: SOW-irds (rhymes with wow)
 #17 Tyriq Thompson: ty-REEK
 #18 Kalon Gervin: cay-lynn

#29 Shakur Brown: sha-coor
 #34 Antjuan Simmons: ANN-twon
 #35 Joe Bachie: BOTCHY (or like bocce ball)
 #48 Kenny Willekes: WILL-uh-KISS
 #54 Jack Henrichs: hend-rix
 #59 Nick Samac: SAY-mack
 #69 Tommy Liesveld: LEES-vel'd
 #71 James Ohonba: O-huhn-BUH

#72 Mike Panasiuk: pah-na-shuke (rhymes with luke)
 #73 Jacob Isaia: E-sigh-uh
 #76 AJ Arcuri: r-CURE-e
 #79 Mustafa Khaleefah: MOO-stuh-fuh cuh-LEE-fuh
 #80 Matt Seybert: SIGH-ber't
 #82 Javez Alexander: Jay-vez
 #92 DeAri Todd: DEE-ar-E

#93 Naquan Jones: NAY-kwon
 #94 Jack Bouwmeester: bo-mee-stir
 #96 Jacob Panasiuk: pah-na-shuke (rhymes with luke)
 #99 Raequan Williams: RAY-kwon



2019 STARTING LINEUPS/CAREER STARTS

Career Starts by Position (2019 Season/Career)

TB
24-Collins (6/6)

QB
14-Lewerke (7/32)
12-Lombardi (0/3)

Z/F
25-Stewart (6/19)
4-Hayes (2/2)
8-Nailor (1/2)
16-Sowards (0/4)

TE
89-Dotson (4/7)
80-Seybert (6/6)
88-Gillison (2/2)
84-Davis (0/1)

RT
55-Reid (7/21)

RG
56-Carrick (7/7)

C
64-Allen (7/14)
66-Bueter (0/7) [^]

LG
62-Campbell (7/24) [^]

LT
70-Higby (4/30) [^]
75-Jarvis (3/20) [^]
61-Chewins (0/25)

X
7-White (7/21)

FC
19-Butler (6/15)
18-Gervin (1/1)

DE
96-Panasiuk (7/18)
91-Camper (0/1)
86-Beesley (0/1)

NT
99-Williams (7/36)

DT
72-Panasiuk (7/36)

DE
48-Willekes (7/32)

BC
22-Scott (6/23)

SAM
17-Thompson (7/19)

MIKE
35-Bachie (7/33)

STAR
34-Simmons (7/7)

FS
6-D. Dowell (7/30)
24-Person (0/4) [*]

SS
3-Henderson (7/7)

O-Line starts:

[^] Higby 29 (21 at LG in 2016-17-18; 6 at LT in 2018-19; 2 at C at 2018)

[^] Campbell 23 (3 at RG in 2018; 1 at LT in 2018; 7 at LG in 2018-19; 12 at RT in 2017)

[^] Jarvis 20 (17 at RG in 2017-18; 3 at LT in 2019)

[^] Bueter 7 (3 at RG; 4 at C in 2018)

Defense:

Person: 4 at CB in 2018

2019 OFFENSIVE GAME-BY-GAME STARTERS

Game	X	LT	LG	C	RG	RT	TE/F	Z	QB	FB/TE	TB
Tulsa	White	Jarvis	Campbell	Allen	Carrick	Reid	Dotson	Nailor	Lewerke	Seybert	Heyward
Western Michigan	White	Jarvis	Campbell	Allen	Carrick	Reid	Stewart	Hayes	Lewerke	Seybert	Collins
Arizona State	White	Jarvis	Campbell	Allen	Carrick	Reid	Dotson	Stewart	Lewerke	Gillison	Collins
Northwestern	White	Higby	Campbell	Allen	Carrick	Reid	Seybert	Stewart	Lewerke	Gillison	Collins
Indiana	White	Higby	Campbell	Allen	Carrick	Reid	Stewart	Hayes	Lewerke	Seybert	Collins
Ohio State	White	Higby	Campbell	Allen	Carrick	Reid	Dotson	Stewart	Lewerke	Seybert	Collins
Wisconsin	White	Higby	Campbell	Allen	Carrick	Reid	Dotson	Stewart	Lewerke	Seybert	Collins
Penn State											
Illinois											
Michigan											
Rutgers											
Maryland											

2019 DEFENSIVE GAME-BY-GAME STARTERS

Game	DE	DT	NT	DE	STAR	MIKE	SAM	FC	FS	SS	BC
Tulsa	Willekes	M. Panasiuk	Williams	J. Panasiuk	Simmons	Bachie	Thompson	Butler	D. Dowell	Henderson	Scott
Western Michigan	Willekes	M. Panasiuk	Williams	J. Panasiuk	Simmons	Bachie	Thompson	Butler	D. Dowell	Henderson	Scott
Arizona State	Willekes	M. Panasiuk	Williams	J. Panasiuk	Simmons	Bachie	Thompson	Butler	D. Dowell	Henderson	Scott
Northwestern	Willekes	M. Panasiuk	Williams	J. Panasiuk	Simmons	Bachie	Thompson	Butler	D. Dowell	Henderson	Scott
Indiana	Willekes	M. Panasiuk	Williams	J. Panasiuk	Simmons	Bachie	Thompson	Butler	D. Dowell	Henderson	Scott
Ohio State	Willekes	M. Panasiuk	Williams	J. Panasiuk	Simmons	Bachie	Thompson	Gervin	D. Dowell	Henderson	Scott
Wisconsin	Willekes	M. Panasiuk	Williams	J. Panasiuk	Simmons	Bachie	Thompson	Butler	D. Dowell	Henderson	Scott
Penn State											
Illinois											
Michigan											
Rutgers											
Maryland											



THE LAST TIME...

OFFENSE

100-YARD RUSHING GAME

Spartans: Elijah Collins, 192 yards vs. Western Michigan, Sept. 7, 2019 (MSU 51-17)
Opponent: J.K. Dobbins (172 yards), Ohio State, Oct. 5, 2019 (OSU 34-10)

150-YARD RUSHING GAME

Spartans: Elijah Collins, 192 yards vs. Western Michigan, Sept. 7, 2019 (MSU 51-17)
Opponent: J.K. Dobbins (172 yards), Ohio State, Oct. 5, 2019 (OSU 34-10)

200-YARD RUSHING GAME

Spartans: Le'Veon Bell, 266 yards vs. Minnesota, Nov. 24, 2012 (MSU 26-10)
Opponent: Taylor Martinez, Nebraska, 205 yards, Nov. 3, 2012 (NEB 28-24)

150 RUSHING YARDS AT HALFTIME

Spartans: Javon Ringer, 160 yards vs. Indiana, Oct. 13, 2007 (MSU 52-27)
Opponent: Mike Weber, Ohio State, 161 yards, Nov. 11, 2017 (OSU 48-3)

30 OR MORE CARRIES

Spartans: Jeremy Langford, 35 vs. Michigan, Oct. 25, 2014 (MSU 35-11)
Opponent: Karan Higdon, Michigan, 33, Oct. 20, 2018 (UM 21-7)

40 OR MORE CARRIES

Spartans: Le'Veon Bell, 44 vs. Boise State, Aug. 31, 2012 (MSU 17-13)

TWO PLAYERS WITH 100-YARD RUSHING GAMES

Spartans: Nick Hill (178 yards) and Jeremy Langford (109 yards), vs. Indiana, Oct. 18, 2014 (MSU 56-17)
Opponent: Mike Weber (162 yards) and J.K. Dobbins (124), Ohio State, Nov. 11, 2017 (OSU 48-3)

300-YARD PASSING GAME

Spartans: Brian Lewerke, 300 yards (18-for-36) vs. Indiana, Sept. 28, 2019 (MSU 40-31)
Opponent: Michael Penix Jr., Indiana, 286 yards (33-for-42), Sept. 28, 2019 (MSU 40-31)

400-YARD PASSING GAME

Spartans: Brian Lewerke, 400 yards (33-for-56) vs. Penn State, Nov. 4, 2017 (MSU 27-24)
Opponent: Bryce Petty, Baylor, 550 yards (36-for-51), Jan. 1, 2015 (MSU 42-41)

500-YARD PASSING GAME

Spartans: Not accomplished.
Opponent: Bryce Petty, Baylor, 550 yards (36-for-51), Jan. 1, 2015 (MSU 42-41)

TWO PLAYERS WITH 100-YARD RECEIVING GAMES

Spartans: B.J. Cunningham, 115 yards (5 catches) and Keshawn Martin, 115 yards (9 catches) vs. Wisconsin, Dec. 3, 2011 (WIS 42-39)
Opponent: Corey Davis, 154 yards (10 catches) and Daniel Braverman, 109 yards (13 catches), Western Michigan, Sept. 4, 2015 (MSU 37-24)

150-YARD RECEIVING GAME

Spartans: Darrell Stewart, 185 yards (10 catches) vs. Western Michigan, Sept. 7, 2019 (MSU 51-17)
Opponent: Corey Davis, 154 yards (10 catches), Western Michigan, Sept. 4, 2015 (MSU 37-24)

200-YARD RECEIVING GAME

Spartans: Mark Dell, 202 yards (9 catches) vs. California, Aug. 30, 2008 (CAL 38-31)
Opponent: Tavarnes King, Georgia, 205 yards (6 catches), Jan. 2, 2012 (MSU 33-30)

10 STRAIGHT COMPLETIONS TO START GAME

Spartans: Brian Hoyer, 10 vs. UAB, Sept. 1, 2007 (MSU 55-18)
Opponent: Jimmy Clausen, Notre Dame, 10, Sept. 19, 2009 (ND 33-30)

10 STRAIGHT COMPLETIONS

Spartans: Connor Cook, 11 vs. Illinois, Oct. 26, 2013 (MSU 42-3)

30 PASS COMPLETIONS

Spartans: Brian Lewerke, 31 vs. Northwestern (51 attempts), Oct. 6, 2018 (NU 29-19)
Opponent: Michael Penix, 33, Indiana (42 attempts), Sept. 28, 2019 (MSU 40-31)

SCORED FOUR RUSHING TDS

Spartans: Edwin Baker, four vs. Minnesota (runs of 30, 1, 1 and 1 yard), Nov. 6, 2010 (MSU 31-8)
Opponent: Larry Johnson, Penn State, four (runs of 11, 78, 11, 38 yards), Nov. 23, 2002 (PSU 61-7)

SCORED FOUR RUSHING TDS IN FIRST HALF

Spartans: *Jehuu Caulorick, four vs. UAB (runs of 5, 1, 4 and 5 yards), Sept. 1, 2007 (MSU 55-18)
* tied school record with Blake Ezor (1989 vs. Northwestern)

SCORED FOUR TDS

Spartans: Jeremy Langford, four vs. Indiana (3 rush, 1 receiving), Oct. 12, 2013 (MSU 42-28)
Opponent: Montee Ball, Wisconsin, four (3 rush, 1 receiving), Dec. 3, 2011 (WIS 42-39)

SCORED FIVE TDS

Spartans: Javon Ringer, five vs. Eastern Michigan (5 rush), Sept. 6, 2008 (MSU 42-10)
Opponent: Lee Evans, Wisconsin, five (catches of 9, 75, 18, 70, 18 yards), Nov. 15, 2003 (WIS 56-21)

THREW FOUR TD PASSES

Spartans: Brian Lewerke, four vs. Northwestern, Oct. 28, 2017 (NU 39-31 3OT)*
Opponent: Trace McSorley, Penn State, four, Nov. 26, 2016 (PSU 45-12)

THREW FIVE TD PASSES

Spartans: *Drew Stanton, five vs. Illinois, Sept. 24, 2005 (MSU 61-14)
* School record
Opponent: Adam Weber, Minnesota, five, Oct. 31, 2009 (MINN 42-34)

THREE TD RECEPTIONS

Spartans: Aaron Burbridge, three vs. Air Force (28, 32, 21 yards from Connor Cook), Sept. 19, 2015 (MSU 35-21)
Opponent: Tyler Johnson, Minnesota, three (catches of 28, 17, 9), Oct. 14, 2017 (MSU 30-27)

QUARTERBACK WITH TD RECEPTION

Spartans: Brian Lewerke 4-yard pass from Darrell Stewart, Oct. 20, 2018 (UM 21-17)

NON-QUARTERBACK WITH TD PASS

Spartans: WR Darrell Stewart 4-yard pass to QB Brian Lewerke, Oct. 20, 2018 (UM 21-17)

80-YARD OR LONGER TD RECEPTION

Spartans: Tyler O'Connor to R.J. Shelton, 86 yards vs. Northwestern, Oct. 15, 2016 (NW 54-40)
Opponent: C.J. Beathard to Tavaun Smith, Iowa, 85 yards, Dec. 5, 2015 (MSU 16-13)

80-YARD OR LONGER TD RUN

Spartans: Connor Heyward, 80 yards vs. Maryland, Nov. 3, 2018 (MSU 24-3)
Opponent: Mike Weber, Ohio State, 82 yards, Nov. 11, 2017 (OSU 48-3)

BACK-TO-BACK 200-YARD RUSHING GAMES

Spartans: *Javon Ringer, 2008 (Florida Atlantic and Notre Dame)
* First time accomplished in school history

10 STRAIGHT 100-YARD RUSHING GAMES*

Spartans: Jeremy Langford, 2014 (Sept. 27 Wyoming - Jan. 1 Baylor)*
* School record

300 ALL-PURPOSE YARDS

Spartans: Javon Ringer, 308 yards vs. Florida Atlantic, Sept. 13, 2008 (MSU 17-0)

DID NOT SCORE A TOUCHDOWN

Spartans: vs. Wisconsin, Oct. 12, 2019 (WIS 38-0)
Opponent: Nebraska, Nov. 17, 2018 (NEB 9-6)

DID NOT SCORE AN OFFENSIVE TOUCHDOWN

Spartans: vs. Wisconsin, Oct. 12, 2019 (WIS 38-0)
Opponent: Nebraska, Nov. 17, 2018 (NEB 9-6)

NEITHER TEAM SCORED A TOUCHDOWN

Nov. 17, 2018, Michigan State at Nebraska (NEB 9-6)

SPECIAL TEAMS

KICKOFF RETURN FOR TOUCHDOWN

Spartans: R.J. Shelton, 90 yards vs. Penn State, Nov. 29, 2014 (MSU 34-10)
Opponent: Darius Phillips, Western Michigan, 100 yards, Sept. 9, 2017 (MSU 28-14)

PUNT RETURN FOR TOUCHDOWN

Spartans: Keshawn Martin, 57 yards vs. Northwestern, Nov. 26, 2011 (MSU 31-17)
Opponent: Cyrus Jones, Alabama, 57 yards, Dec. 31, 2015 (ALA 38-0)

BLOCKED PUNT RETURN FOR TOUCHDOWN

Spartans: Bennie Fowler, 0 yards (recovered in end zone; blocked by Kyler Elsworth, 36-yard return) vs. Wisconsin, Oct. 22, 2011 (MSU 37-31)
Opponent: Matt Hahn, Penn State, 0 yards (blocked by Donnie Johnson), Nov. 19, 2005 (PSU 31-22)

BLOCKED PUNT

Spartans: Dominique Long vs. Tulsa, Aug. 30, 2019 (MSU 28-7)
Opponent: Arizona State blocked Jake Hartbarger's punt, Sept. 8, 2018 (ASU 16-13)

SPECIALIST SCORED A TOUCHDOWN

Spartans: PK Matt Coghlin vs. Indiana, Sept. 22, 2018 (MSU 35-21)

BLOCKED FIELD GOAL

Spartans: Mike Panasiuk vs. Purdue, blocked Spencer Evans' 41-yard attempt, Oct. 27, 2018 (MSU 23-13)
Opponent: Lorenzo Neal, Purdue, blocked Matt Coghlin's 37-yard attempt, Oct. 27, 2018 (MSU 23-13)

BLOCKED TWO FIELD GOALS

Spartans: Percy Snow vs. Minnesota, Nov. 11, 1989 (MSU 21-7)

DEFENSIVE EXTRA POINT SCORED

Spartans: Ashton Watson, returned blocked PAT, vs. Indiana, Oct. 29, 2005 (MSU 46-15)
Opponent: Jabrill Peppers, Michigan, returned fumble on 2-point conversion, Oct. 29, 2016 (MICH 32-23)

SUCCESSFUL 2-POINT CONVERSION

Spartans: Brian Lewerke pass to Felton Davis III, vs. Utah State, Aug. 31, 2018 (MSU 38-31)
Opponent: Clayton Thorson pass to Solomon Vault, Northwestern, Oct. 6, 2018 (NU 29-19)

INTERCEPTION RETURN FOR TOUCHDOWN

Spartans: Shakur Brown, 69 yards vs. Indiana, Sept. 22, 2018 (MSU 35-21)
Opponent: Zack Braun, Wisconsin, 34 yards, Oct. 12, 2019 (WIS 38-0)

FUMBLE RETURN/RECOVERY FOR TOUCHDOWN

Spartans: Michael Dowell, 0 yards vs. Indiana, Sept. 29, 2019 (MSU 40-31)
Opponent: Dre'Mont Jones, Ohio State, 0 yards, Nov. 10, 2018 (OSU 26-6)

70-YARD PUNT

Spartans: Jake Hartbarger, 74 yards vs. Arizona State, Sept. 8, 2018 (ASU 16-13)
Opponent: Joe Schopper, Purdue, 74 yards, Oct. 27, 2018 (MSU 23-13)

50-YARD FIELD GOAL

Spartans: Michael Geiger, 52 yards vs. Michigan, Oct. 29, 2016 (MICH 32-23)

KICKED FOUR FIELD GOALS

Spartans: Matt Coghlin, four vs. Tulsa (38, 47, 44, 40 yards), Aug. 30, 2019 (MSU 28-7)

MISSED EXTRA POINT

Spartans: Michael Geiger vs. Penn State, Nov. 28, 2015 (MSU 55-16)
Opponent: Adam Greene, Maryland, Oct. 22, 2016 (UMD 28-17)

SUCCESSFUL ONSIDE KICK

Spartans: Kevin Cronin vs. Baylor, Jan. 1, 2015 (MSU 42-41)
Opponent: Kaden Keon, Central Michigan, Sept. 29, 2018 (MSU 31-20)

DEFENSE

HELD TO 25 OR FEWER YARDS RUSHING

Spartans: 15 yards vs. Michigan (23 attempts), Oct. 20, 2018 (MSU 21-7)
Opponent: -73 yards by Tulsa (25 carries), Aug. 30, 2019 (MSU 28-7)

HELD TO 50 OR FEWER YARDS RUSHING

Spartans: 30 yards vs. Wisconsin (21 attempts), Oct. 12, 2019 (WIS 38-0)
Opponent: -73 yards by Tulsa (25 carries), Aug. 30, 2019 (MSU 28-7)

HELD TO 10 OR FEWER FIRST DOWNS

Spartans: 7 vs. Wisconsin, Oct. 12, 2019 (WIS 38-0)
Opponent: 8 by Tulsa, Aug. 30, 2019 (MSU 28-7)

HELD TO 100 OR FEWER YARDS PASSING

Spartans: 79 yards vs. Michigan (7-28), Oct. 20, 2018 (UM 21-7)
Opponent: 74 yards by Maryland (8-24), Nov. 3, 2018 (MSU 24-3)

HELD TO 100 OR FEWER YARDS PASSING BACK-TO-BACK GAMES

Opponent: 40 yards by Rutgers (6-18-2), Nov. 12, 2016 (MSU 49-0); 86 yards by Ohio State (10-22-0), Nov. 19, 2016 (OSU 17-16)

HELD TO 100 OR FEWER TOTAL YARDS

Spartans: 94 yards vs. Michigan, Oct. 20, 2018 (UM 21-7)
Opponent: 80 yards by Tulsa, Aug. 30, 2019 (MSU 28-7)

SHUTOUT RECORDED

Spartans: vs. Rutgers (49-0), Nov. 12, 2016
Opponent: by Wisconsin (38-0), Oct. 12, 2019

SHUTOUT RECORDED IN SPARTAN STADIUM

Spartans: vs. Rutgers (49-0), Nov. 12, 2016
Opponent: by Michigan (31-0), Oct. 12, 1985

SAFETY RECORDED

Spartans: Team (fumbled snap out of end zone), vs. Tulsa, Aug. 30, 2019 (MSU 28-7)
Opponent: Team (intentional), Ohio State, Nov. 10, 2018 (OSU 26-6)

PLAYER HAD THREE SACKS

Spartans: Riley Bulough, three vs. Western Michigan, Sept. 4, 2015 (MSU 37-24)
Opponent: Brandon Graham, Michigan, three, Oct. 25, 2008 (MSU 35-21)

SCORED TWO DEFENSIVE TOUCHDOWNS

Spartans: Two vs. Penn State (Demetrius Cox 77-yard fumble return; Malik McDowell 13-yard interception return), Nov. 28, 2015 (MSU 55-16)
Opponent: Two by Ohio State (Thaddeus Gibson fumble return; Jermale Hines fumble return), Oct. 18, 2008 (OSU 45-7)

SCORED TWO DEFENSIVE TOUCHDOWNS - SAME PLAYER

Spartans: Two vs. South Florida (Shilique Calhoun 4-yard fumble return; Calhoun 56-yard interception return), Sept. 7, 2013 (MSU 21-6)* (school record)

FOUR INTERCEPTIONS (TEAM)

Spartans: Four vs. Central Michigan (Robinson, Lewis, Bulough, Drummond), Sept. 24, 2011 (MSU 45-7)
Opponent: Four by Boston College, Dec. 28, 2007 (BC 24-21)

FORCED FIVE TURNOVERS

Spartans: Five vs. Michigan, 10/7/2016 (MSU 14-10)

TWO INTERCEPTIONS (INDIVIDUAL)

Spartans: David Dowell, two vs. Penn State, Nov. 4, 2017 (MSU 27-24)

PLAYER HAD TWO FUMBLE RECOVERIES

Spartans: Kenny Willekes, two vs. Tulsa, Aug. 30, 2019 (MSU 28-7)

PLAYER HAD THREE FORCED FUMBLES

Spartans: Joe Bachie, three vs. Maryland, Nov. 3, 2018 (MSU 24-3)

TEAM/MISCELLANEOUS

BIGGEST COMEBACK

Spartans: *35 points (down 38-3) vs. Northwestern on Oct. 21, 2006, with 38 straight points to win, 41-38.
* NCAA FBS Record

BIGGEST COMEBACK IN DANTONIO ERA

Spartans: 20 points (down 41-21 in third quarter vs. Baylor in 2015 Cotton Bowl Classic; MSU rallied to win 42-41).

SCORED 40 POINTS IN FIRST HALF

Spartans: 42 points (led 42-7 at half), beat Wyoming 56-14 on Sept. 27, 2014

SCORED 45 POINTS IN FIRST HALF

Spartans: *49 points (led 49-0 at half), beat Eastern Michigan 73-14 on Sept. 20, 2014
* Post-WWII Record.

600 YARDS TOTAL OFFENSE

Spartans: 662 vs. Indiana, Oct. 18, 2014 (MSU 56-17)
Opponent: 611 yards by Northwestern, Sept. 29, 2007 (NU 48-41, OT)

500 YARDS TOTAL OFFENSE

Spartans: 582 vs. Western Michigan, Sept. 7, 2019 (MSU 51-17)
Opponent: 529, Ohio State, Oct. 5, 2019 (OSU 34-10)

300 YARDS RUSHING

Spartans: 330 vs. Indiana, Oct. 18, 2014 (MSU 56-17)
Opponent: 323, Ohio State, Oct. 5, 2019 (OSU 34-10)

300 YARDS RUSHING - BACK-TO-BACK GAMES

Spartans: 336 vs. Eastern Michigan, Sept. 20, 2014 (MSU 73-14); 348 vs. Wyoming, Sept. 27, 2014 (MSU 56-14)

400 YARDS TOTAL OFFENSE IN FIRST HALF

Spartans: 438 vs. UAB, Sept. 1, 2007 (MSU 55-18)

300 YARDS TOTAL OFFENSE IN FIRST HALF

Spartans: 365, vs. Western Michigan, Sept. 7, 2019 (MSU 51-17)
Opponent: 312, Ohio State, Oct. 5, 2019 (OSU 34-10)

WON GAME ON FINAL PLAY - REGULATION

Spartans: Matt Coghlin, 34-yard field goal as time expired vs. Penn State, Nov. 4, 2017 (MSU 27-24)
Opponent: Brandon Ruiz, 28-yard field goal as time expired, Arizona State, Sept. 8, 2018 (ASU 16-13)



INDIVIDUAL CAREER RECORDS

PASSING TOUCHDOWNS

1. Connor Cook (2012-15)	71
2. Kirk Cousins (2008-11)	66
3. Jeff Smoker (2000-03)	61
4. Bill Burke (1996-99)	46
5. Dave Yarema (1982-86)	44
6. Ed Smith (1976-78)	43
7. Drew Stanton (2003-06)	42
8. Brian Lewerke (2016-19)	41

PASSING YARDS

1. Connor Cook (2012-15)	9,194
2. Kirk Cousins (2008-11)	9,131
3. Jeff Smoker (2000-03)	8,932
4. Brian Lewerke (2016-19)	6,810
5. Drew Stanton (2003-06)	6,524

PASSING ATTEMPTS

1. Connor Cook (2012-15)	1,170
2. Jeff Smoker (2000-03)	1,150
3. Kirk Cousins (2008-11)	1,128
4. Brian Lewerke (2016-19)	1,041

PASSING COMPLETIONS

1. Kirk Cousins (2008-11)	723
2. Jeff Smoker (2000-03)	685
3. Connor Cook (2012-15)	673
4. Brian Lewerke (2016-19)	592

RUSHING YARDS (QUARTERBACK ONLY)

1. Charlie Baggett (1973-75)	1,706
2. Drew Stanton (2003-06)	1,512
3. Brian Lewerke (2016-19)	1,039

TOTAL YARDS

1. Connor Cook (2012-15)	9,403
2. Kirk Cousins (2008-11)	9,004
3. Jeff Smoker (2000-03)	8,714
4. Drew Stanton (2003-06)	8,036
5. Brian Lewerke (2016-19)	7,849

QUARTERBACK WINS (STARTS ONLY)

1. Connor Cook (2012-15)	34 (34-5)
2. Kirk Cousins (2008-11)	27 (27-12)
3. Jeff Smoker (2000-03)	21 (21-16)
...	
Brian Lewerke (2016-19)	19 (19-13)

QUARTERBACK STARTS (RECORD)

1. Connor Cook (2012-15)	39 (34-5)
Kirk Cousins (2008-11)	39 (27-12)
3. Jeff Smoker (2000-03)	37 (21-16)
...	
Brian Lewerke (2016-19)	32 (19-13)

PASS RECEPTIONS

1. B.J. Cunningham (2008-11)	218
2. Aaron Burbridge (2012-15)	165
3. Tony Lippett (2011-14)	149
4. Matt Trannon (2003-06)	148
5. Darrell Stewart (2016-19)	147

TACKLES FOR LOSS

1. Julian Peterson (1998-99)	48.0
2. Greg Jones (2007-10)	46.5
3. Denicos Allen (2010-13)	46.0
4. Shilique Calhoun (2012-15)	44.0
5. Larry Bethea (1974-77)	43.0
6. Kenny Willekes (2016-19)	42.5

SACKS

1. Larry Bethea (1974-77)	33.0
2. Shilique Calhoun (2012-15)	27.0
3. Julian Peterson (1998-99)	25.0
4. Kelly Quinn (1981-85)	24.0
Travis Davis (1986-89)	24.0
6. Robaire Smith (1997-99)	22.0
7. Denicos Allen (2010-13)	19.5
Kenny Willekes (2016-19)	19.5

FIELD-GOAL PERCENTAGE

1. Paul Edinger (1996-99)	.793 (46-58)
2. Brett Swenson (2006-09)	.780 (71-91)
3. Dan Conroy (2008-12)	.775 (55-71)
4. Matt Coghlin (2017-19)	.772 (44-57)
5. Michael Geiger (2013-16)	.737 (56-76)

FIELD GOALS

1. Brett Swenson (2006-09)	71
2. Dave Rayner (2001-04)	62
3. John Langeloh (1987-90)	57
4. Michael Geiger (2013-16)	56
5. Dan Conroy (2009-12)	55
6. Chris Gardner (1994-97)	52
7. Paul Edinger (1996-99)	46
8. Morten Andersen (1978-81)	45
9. Hans Nielson (1974-77)	44
Matt Coghlin (2017-19)	44

INDIVIDUAL SEASON RECORDS

TOTAL OFFENSE

1. Drew Stanton (2005)	3,415 (310.5 ypg)
2. Connor Cook (2014)	3,294 (253.4)
3. Jeff Smoker (2003)	3,279 (252.2)
4. Kirk Cousins (2011)	3,277 (234.1)
5. Connor Cook (2015)	3,187 (245.2)
6. Connor Cook (2013)	2,831 (202.2)
7. Brian Lewerke (2017)	2,791 (253.7)

RUSHING YARDS (QUARTERBACK ONLY)

1. Charlie Baggett (1974)	748
2. Drew Stanton (2004)	687
3. Charlie Baggett (1975)	645
4. Brian Lewerke (2017)	559
5. Mark Niesen (1972)	467
6. Drew Stanton (2006)	445
7. Jimmy Raye (1966)	436

INDIVIDUAL SINGLE-GAME RECORDS

PASSING YARDS

1. Brian Lewerke (vs. Northwestern 2017)	445
2. Brian Lewerke (vs. Penn State 2017)	400
Bill Burke (vs. Michigan 1999)	400
...	
T20. Brian Lewerke (vs. Notre Dame 2017)	340

TOTAL OFFENSE

1. Brian Lewerke (vs. Northwestern 2017)	475
2. Brian Lewerke (vs. Penn State 2017)	425
3. Connor Cook (vs. Indiana 2015)	416
4. Drew Stanton (vs. Minnesota 2004)	410
5. Drew Stanton (vs. Hawaii 2004)	406
6. Brian Lewerke (vs. Notre Dame 2017)	396
7. Jeff Smoker (vs. Fresno State 2001)	393
8. Bill Burke (vs. Michigan 1999)	383
9. Brian Lewerke (vs. Indiana 2019)	378

PASSING ATTEMPTS

1. Brian Hoyer (vs. Penn State 2006)	61
2. Brian Lewerke (vs. Northwestern 2017)	57
3. Brian Lewerke (vs. Penn State 2017)	56
4. Brian Lewerke (vs. Notre Dame 2017)	55
Jeff Smoker (vs. Ohio State 2003)	55

PASSING COMPLETIONS

1. Brian Lewerke (vs. Northwestern 2017)	39
2. Jeff Smoker (vs. Ohio State 2003)	35
3. Kirk Cousins (vs. Notre Dame 2011)	34
4. Brian Lewerke (vs. Penn State 2017)	33

RECEPTIONS

1. Matt Trannon (vs. Eastern Michigan 2006)	14
2. Devin Thomas (vs. Indiana 2007)	13
Plaxico Burress (vs. Florida 2000)	13
4. Felton Davis III (vs. Penn State 2017)	12
B.J. Cunningham (vs. Notre Dame 2011)	12
Blair White (vs. Northwestern 2009)	12
Mitch Lyons (vs. Michigan 1992)	12
8. Darrell Stewart (vs. Northwestern 2017)	11
Four others with...	11

TEAM SINGLE-GAME RECORDS

RUSHING DEFENSE

1. -73 yards by Tulsa, 2019
2. -63 yards by Pittsburgh, 1950
3. -60 yards by Northwestern, 1981



HEAD COACH MARK DANTONIO



Now in his 13th season at Michigan State, Mark Dantonio is the winningest coach in school history. He has also established himself as one of the most accomplished head coaches in Big Ten history during his remarkably successful tenure with the Spartans, leading a program that has transformed itself into one of the nation's perennial powers.

- Dantonio has won the most Big Ten Championships (three) and bowl games (five) of any Spartan head coach and also ranks first with 11 bowl appearances. He is the only active Big Ten coach to win multiple Big Ten Championships (2010, 2013, 2015), claim a victory in the Rose Bowl (2014), and coach in the College Football Playoff (2015).

- The winningest coach in school history with 111 victories, Dantonio also ranks first in program history in conference winning percentage (.650, 67-36 record, minimum 10 games); tied for first in AP Top 25 finishes (seven); second in Big Ten wins (67), home wins (66) and AP Top 25 wins (21); and fifth in overall winning percentage (.673). Dantonio has 10 winning seasons in his 12 years in East Lansing, including a school-record 11 bowl bids (Daugherty owns school record with 11 winning seasons from 1954-72).

- With the triumph over Northwestern on Sept. 21, Dantonio became Michigan State's all-time winningest coach, passing Hall of Famer Duffy Daugherty, who collected a 109-69-5 record in East Lansing from 1954-72 (19 seasons). Daugherty won four National Championships (1955, 1957, 1965, 1966), two Big Ten Championships (1965, 1966) and the 1956 Rose Bowl. A two-

time National Coach of the Year (1955, 1965), Daugherty coached 29 different players to first-team All-America honors and was inducted into the College Football Hall of Fame in 1984.

- Dantonio's incredible run at Michigan State ranks among the best in Big Ten history. Dantonio is one of just six Big Ten coaches to have at least six 10-win seasons on their resume (Bo Schembechler, Michigan; Jim Tressel, Ohio State; Joe Paterno, Penn State; Lloyd Carr, Michigan; Urban Meyer, Ohio State) and one of four to have at least five 11-win seasons (Tressel, Paterno, Meyer).

- Dantonio is one of just 14 coaches in Big Ten history to record 100 victories. He is currently tied for 12th in Big Ten history with 111 wins.

- Overall, Dantonio owns a 129-71 (.645) record in his 15-plus seasons as a head coach (18-17 in three seasons at Cincinnati; 111-54 in 12-plus seasons at MSU). Dantonio's 129 career wins rank 10th among active FBS coaches and second most in the Big Ten (Kirk Ferentz; 169).

- Dantonio won his 71st game at MSU on Oct. 25, 2014, against Michigan to move into second place all-time in victories in school history.

Dantonio won his 100th career game as a head coach on Oct. 17, 2015, at Michigan Stadium as the Spartans rallied to defeat the Wolverines, 27-23, on a 38-yard fumble return as time expired. His career record stands at 129-71 (.645) in 15-plus seasons.

- Dantonio's .650 winning percentage (67-36) in Big Ten games ranks first in MSU history (minimum 10 Big Ten games). He ranks second in school history in conference wins (record: Duffy Daugherty, 72), which also ranks 11th in Big Ten history.

- Dantonio led the Spartans to the 2015 Big Ten Championship with a 16-13 victory over previously undefeated and fourth-ranked Iowa. It marked Dantonio's third Big Ten Championship (2010, 2013, 2015), establishing a school record (previous: Daugherty and George Perles with two each).

- Dantonio became the first coach in Big Ten history to record five 11-win seasons in a six-year span (11 in 2010; 11 in 2011; 13 in 2013, 11 in 2014; 12 in 2015), and his five 11-win seasons are tied with Joe Paterno of Penn State for third most in Big Ten history (Urban Meyer of Ohio State with seven; Jim Tressel of Ohio State with

THE DANTONIO FILE

PERSONAL DATA: Born Mark Dantonio in El Paso, Texas, on March 9, 1956. Family: wife Becky and two daughters, Kristen and Lauren.

PREVIOUS COACHING EXPERIENCE: College - Graduate assistant at Ohio U. (1980); graduate assistant at Purdue (1981); defensive coordinator at Butler (Kan.) Junior College (1982); graduate assistant at Ohio State (1983-84); defensive secondary coach at Akron (1985); defensive secondary coach and defensive coordinator at Youngstown State (1986-90); defensive secondary coach at Kansas (1991-94); defensive secondary coach (1995-2000) and associate head coach (2000) at Michigan State; defensive coordinator at Ohio State (2001-03); head coach at Cincinnati (2004-06).

COACHING RECORD: 129-71 (.645) in his 16th season as a college head coach; 18-17 (.514) in three seasons at Cincinnati (2004-06); 111-54 (.673) in his 13th season at Michigan State (2007-); 67-35 (.657) in Big Ten games.

EDUCATION: Bachelor's degree in education from South Carolina in 1979; master's degree in education from Ohio U. in 1980.

PLAYING EXPERIENCE: College - Three-year letterman as a defensive back at South Carolina (1976-78).

POSTSEASON EXPERIENCE: Coach - 1987 NCAA I-AA playoffs, 1989 NCAA I-AA playoffs, 1990 NCAA I-AA playoffs, 1983 Fiesta Bowl, 1984 Rose Bowl, 1992 Aloha Bowl, 1995 Independence Bowl, 1996 Sun Bowl, 1997 Aloha Bowl, 2000 Florida Citrus Bowl, 2002 Outback Bowl, 2003 Fiesta Bowl, 2004 Fiesta Bowl, 2004 Fort Worth Bowl, 2007 Champs Sports Bowl, 2009 Capital One Bowl, 2010 Alamo Bowl, 2011 Capital One Bowl, 2012 Outback Bowl, 2012 Buffalo Wild Wings Bowl, 2014 Rose Bowl, 2015 Cotton Bowl, 2015 College Football Playoff (Cotton Bowl), 2017 Holiday Bowl, 2018 Redbox Bowl.

Dantonio's Career Record - Head Coach

Year	School	Overall			Conference			Bowl	RK.	
		W	L	Pct.	W	L	Pct.			
2004	Cincinnati	7	5	.583	5	3	.625	T-2nd (C-USA)	Fort Worth Bowl Champs	-
2005	Cincinnati	4	7	.364	2	5	.286	T-6th (Big East)	-	-
2006	Cincinnati	7	5	.583	4	3	.571	T-7th (Big East)	International Bowl*	-
2007	Michigan State	7	6	.538	3	5	.375	T-7th (BIG)	Champs Sports Bowl	-
2008	Michigan State	9	4	.692	6	2	.750	3rd (BIG)	Capital One Bowl	24/24
2009	Michigan State	6	7	.462	4	4	.500	T-6th (BIG)	Alamo Bowl	-
2010	Michigan State	11	2	.846	7	1	.875	T-1st (BIG)	Capital One Bowl	14/14
2011	Michigan State	11	3	.786	7	1	.875	1st (BIG Legends)	Outback Bowl Champs	11/10
2012	Michigan State	7	6	.538	3	5	.375	4th (BIG Legends)	Buffalo Wild Wings Champs	-
2013	Michigan State	13	1	.929	8	0	1.000	1st (BIG Legends)	Rose Bowl Champs	3/3
2014	Michigan State	11	2	.846	7	1	.875	2nd (BIG East)	Cotton Bowl Champs	5/5
2015	Michigan State	12	2	.857	7	1	.875	1st (BIG East)	CFP (Cotton Bowl)	6/6
2016	Michigan State	3	9	.250	1	8	.111	6th (BIG East)	-	-
2017	Michigan State	10	3	.769	7	2	.778	2nd (BIG East)	Holiday Bowl Champs	15/16
2018	Michigan State	7	6	.538	5	4	.556	4th (BIG East)	Redbox Bowl	-
2019	Michigan State	4	3	.571	2	2	.500	-	-	-
Totals		129	71	.645	78	47	.624		13 bowl games (6-6)*	

HEAD COACH MARK DANTONIO



six; Paterno with five at Penn State as Big Ten member). Prior to Dantonio's arrival, MSU had not recorded an 11-win season in its history, and had just two 10-win seasons (1965, 1999).

- A two-time Big Ten Coach of the Year (2010, 2013), Dantonio has led Michigan State to Top 25 finishes seven times (2008: No. 24 in both polls; 2010: No. 14 in both polls; 2011: No. 10 USA TODAY/No. 11 AP; 2013: No. 3 in both polls; 2014: No. 5 in both polls; 2015: No. 6 in both polls; 2017: No. 15 AP/No. 16 USA TODAY). His seven AP Top-25 finishes are tied for the most in school history. Duffy Daugherty's teams posted seven Top-25 finishes during his 19-year tenure from 1954-72.

- Michigan State extended its school record by playing in a bowl game for the ninth consecutive season in 2015 (2007 Champs Sports Bowl, 2009 Capital One Bowl, 2010 Alamo Bowl, 2011 Capital One Bowl, 2012 Outback Bowl, 2012 Buffalo Wild Wings Bowl, 2014 Rose Bowl, 2015 Cotton Bowl, 2015 College Football Playoff Semifinal at Cotton Bowl).

- Dantonio also ranks first in school history with 11 bowl appearances, including a school-record streak of nine straight bowl games from 2007-15. He is 5-6 in bowl games at Michigan State, including a school-record four-game winning streak (2012 Outback, 2012 Buffalo Wild Wings, 2014 Rose, 2015 Cotton). Dantonio has led his teams to 13 bowl berths in 15 seasons as a head coach (11 at MSU, two at Cincinnati).

- Dantonio is one of just four Spartan head coaches to coach in at least 100 games at MSU and ranks second in Spartan history with 165 games coached at Michigan State (Duffy Daugherty: 183; Dantonio: 165; George Perles: 139; Charlie Bachman: 114).

- Dantonio is the third-longest tenured coach in the Big Ten (Kirk Ferentz, Iowa: 21st season; Pat Fitzgerald, Northwestern: 14th season) and eighth-longest in the FBS at the same school.

- Thirty-one Spartans have been chosen in the NFL Draft under Dantonio's watch, including three first-round selections (CB Darqueze Dennard, No. 24 in 2014 to Cincinnati; CB Trae Waynes, No. 11 in 2015 to Minnesota; OT Jack Conklin, No. 8 in 2016 to Tennessee).

- Since 2007, Dantonio has helped develop 10 different first-team All-Americans and 12 selections overall: RB Javon Ringer (2008); LB Greg Jones (2009-10); DT Jerel Worthy (2011); RB Le'Veon Bell (2012); CB Darqueze Dennard and P Mike Sadler (2013); S Kurtis Drummond (2014); C Jack Allen (2014-15); OT Jack Conklin (2015); and DE Kenny Willekes (2018). In addition, Dantonio has helped produce 40 first-team All-Big Ten selections.

ALL-TIME WINNINGEST COACHES - MICHIGAN STATE HISTORY

OVERALL

Rk.	Coach (Years)	Wins
1.	Mark Dantonio (2007-)	111
2.	Duffy Daugherty (1954-72)	109
3.	Charles Bachman (1933-46)	70
4.	George Perles (1983-94)	68
5.	Chester Brewer (1903-10, '17, '19)	58

Rk.	Coach (Years)	Win Pct.
1.	John Macklin (1911-15)	.853 (29-5)
2.	Clarence "Biggie" Munn (1947-53)	.846 (54-9-20)
3.	Jim Crowley (1929-32)	.712 (22-8-3)
4.	Chester Brewer (1903-10, '17, '19)	.699 (58-23-7)
5.	Mark Dantonio (2007-)	.673 (111-54)

BIG TEN GAMES

Rk.	Coach (Years)	Wins
1.	Duffy Daugherty (1954-72)	72
2.	Mark Dantonio (2007-)	67
3.	George Perles (1983-94)	53

Rk.	Coach (Years) [Min. 10 games]	Win Pct.
1.	Mark Dantonio (2007-)	.650 (67-36)
2.	Denny Stolz (1973-75)	.604 (14-9-1)
3.	Nick Saban (1995-99)	.603 (23-15-1)

BOWL APPEARANCES

Rk.	Coach (Years)	Bowls
1.	Mark Dantonio (2007-)	11
2.	George Perles (1983-94)	7

BOWL WINS

Rk.	Coach (Years)	Bowl Wins
1.	Mark Dantonio (2007-)	5
2.	George Perles (1983-94)	3

AP TOP-25 FINISHES

Rk.	Coach (Years)	Wins
1.	Mark Dantonio (2007-)	7
2.	Duffy Daugherty (1954-72)	7
3.	Clarence "Biggie" Munn (1947-53)	6

WINS OVER AP TOP-25 TEAMS

Rk.	Coach (Years)	Wins
1.	Duffy Daugherty (1954-72)	25
2.	Mark Dantonio (2007-)	21
3.	George Perles (1983-94)	14

WINS OVER AP TOP-10 TEAMS

Rk.	Coach (Years)	Wins
1.	Duffy Daugherty (1954-72)	17
2.	Mark Dantonio (2007-)	10
3.	Clarence "Biggie" Munn (1947-53)	5

HOME GAMES

Rk.	Coach (Years)	Wins
1.	Duffy Daugherty (1954-72)	68
2.	Mark Dantonio (2007-)	66
3.	Charles Bachman (1933-46)	46

Rk.	Coach (Years)	Pct.
1.	Clarence "Biggie" Munn (1947-53)	.892 (33-4)
2.	Jim Crowley (1929-32)	.886 (19-2-1)
3.	John Macklin (1911-15)	.857 (18-3)
4.	Chester Brewer (1903-10, '17, '19)	.845 (45-7-3)
5.	Charles Bachman (1933-46)	.790 (46-10-6)
6.	Mark Dantonio (2007-)	.750 (66-22)

ALL-TIME WINNINGEST COACHES - BIG TEN HISTORY

OVERALL

Rk.	Coach (Years)	Wins
1.	Woody Hayes (Ohio State, 1951-78)	205
2.	Amos Alonzo Stagg (Chicago, 1896-1932)	199
3.	Bo Schembechler (Michigan, 1969-89)	194
4.	Joe Paterno (Penn State, 1993-2011 in B1G)	162
5.	Kirk Ferentz (Iowa, 1999-)	157
6.	Hayden Fry (Iowa, 1979-98)	143
7.	Henry Williams (Minnesota, 1900-21)	136
8.	Robert Zuppke (Illinois, 1931-41)	131
9.	Lloyd Carr (Michigan, 1995-2007)	122
10.	Barry Alvarez (Wisconsin, 1999-2005)	119
11.	Fielding Yost (Michigan, 1901-06, '17-23, '25-26 in B1G)	113
12.	John Cooper (Ohio State, 1988-2000)	111
	Mark Dantonio (Michigan State, 2007-)	111
14.	Duffy Daugherty (Michigan State, 1954-72)	109

BIG TEN WINS

Rk.	Coach (Years)	Wins
1.	Woody Hayes (Ohio State, 1951-78)	153
2.	Bo Schembechler (Michigan, 1969-89)	143
3.	Amos Alonzo Stagg (Chicago, 1896-1932)	115
4.	Hayden Fry (Iowa, 1979-98)	96
5.	Joe Paterno (Penn State, 1993-2011 in B1G)	95
6.	Kirk Ferentz (Iowa, 1999-)	93
7.	Lloyd Carr (Michigan, 1995-2007)	81
8.	Robert Zuppke (Illinois, 1931-41)	76
9.	Duffy Daugherty (Michigan State, 1954-72)	72
10.	John Cooper (Ohio State, 1988-2000)	70
11.	Mark Dantonio (Michigan State, 2007-)	67

MOST 10-WIN SEASONS

Rk.	Coach (Years)	Wins
1.	Bo Schembechler (Michigan) (1971, '72, '73, '74, '76, '77, '78, '80, '85, '86, '89)	11
2.	Jim Tressel (Ohio State) (2002, '03, '05, '06, '07, '08, '09, '10*)	8*
3.	Urban Meyer (Ohio State) (2012, '13, '14, '15, '16, '17, '18) Joe Paterno (Penn State) (1993, '94, '96, '99, 2005, '08, '09)	7
5.	Mark Dantonio (Michigan State) (2010, '11, '13, '14, '15, '17) Lloyd Carr (Michigan) (1997, '98, '99, 2002, '03, '06)	6
7.	Kirk Ferentz (Iowa) (2002, '03, '04, '09, '15) Woody Hayes (Ohio State) (1954, '68, '73, '74, '75) Fielding Yost (Michigan) (1901, '02, '03, '04, '05) John Cooper (Ohio State) (1993, '95, '96, '97, '98)	5

* wins vacated in 2010; ^ as Big Ten member (21 overall)

MOST 11-WIN SEASONS

Rk.	Coach (Years)	Wins
1.	Urban Meyer (Ohio State) (2012, '13, '14, '15, '16, '17, '18)	7
2.	Jim Tressel (Ohio State) (2002, '03, '06, '07, '09, '10*)	6*
3.	Mark Dantonio (Michigan State) (2010, '11, '13, '14, '15) Joe Paterno (Penn State) (1994, '96, 2005, '08, '09*)	5

* wins vacated in 2010; ^ as Big Ten member (15 overall)

MOST 12-WIN SEASONS

Rk.	Coach (Years)	Wins
1.	Urban Meyer (Ohio State) (2012, '13, '14, '15, '17, '18)	6
2.	Jim Tressel (Ohio State) (2002, '06, '10*)	3*
3.	Mark Dantonio (Michigan State) (2013, '15)	2

* wins vacated in 2010

2019 MICHIGAN STATE FOOTBALL | NUMERICAL ROSTER

No.	Name	Pos.	Ht.	Wt.	Elig.	Cl.	Exp.	Hometown (Previous School)
2	Julian Barnett	WR/CB	6-2	189	Fr.	Fr.	HS	Detroit, Mich. (Belleville)
3	Xavier Henderson	S	6-1	203	So.	So.	1L	Reynoldsburg, Ohio (Pickerington Central)
4	Matt Coghlin	K	5-9	187	Jr.	Sr.	2L	Cincinnati, Ohio (Archbishop Moeller)
4	C.J. Hayes	WR	6-1	206	So.	Jr.	1L	Bowling Green, Ky. (South Warren)
5	Michael Fletcher	DE	6-5	259	Fr.	Fr.	HS	Flint, Mich. (Carman-Ainsworth)
5	Jake Hartbarger	P	6-4	194	Sr.	Sr.-6	3L	Waterville, Ohio (Anthony Wayne)
5	Jayden Reed	WR	6-0	185	So.	So.	TR	Naperville, Ill. (Western Michigan)
6	Theo Day	QB	6-5	222	Fr.	So.	RS	Canton, Mich. (Divine Child)
6	David Dowell	S	6-1	209	Sr.	Sr.-5	3L	North Ridgeville, Ohio (St. Edward)
7	Cody White	WR	6-3	215	Jr.	Jr.	2L	Novi, Mich. (Walled Lake Western)
8	Jalen Nailor	WR	6-0	191	So.	So.	1L	Palmdale, Calif. (Bishop Gorman)
9	Dominique Long	S	6-2	197	Jr.	Jr.	2L	Westerville, Ohio (Westerville South)
10	Michael Dowell	S	6-1	215	Fr.	So.	RS	North Ridgeville, Ohio (St. Edward)
10	Payton Thorne	QB	6-2	197	Fr.	Fr.	HS	Naperville, Ill. (Naperville Central)
12	Chris Jackson	CB	6-0	193	Fr.	So.	RS	Marietta, Ga. (Lassiter)
12	Rocky Lombardi	QB	6-3	217	So.	Jr.	1L	Clive, Iowa (Valley)
13	Marcel Lewis	LB	6-0	219	Fr.	Fr.	HS	Eastpointe, Mich. (Chippewa Valley)
13	Laress Nelson	WR	5-8	179	Jr.	Jr.	2L	Fort Lauderdale, Fla. (American Heritage)
14	Brian Lewerke	QB	6-3	216	Sr.	Sr.-5	3L	Phoenix, Ariz. (Pinnacle)
14	Davion Williams	CB	6-0	177	Fr.	So.	RS	Belleville, Mich. (Belleville)
16	Brandon Sowards	WR	6-0	191	Sr.	Sr.-6	3L	Wyandotte, Mich. (Roosevelt)
16	Joe Stevens	CB	5-11	165	So.	So.	HS	Northville, Mich. (Harrison)
17	Tre Mosley	WR	6-2	192	Fr.	Fr.	HS	Pontiac, Mich. (West Bloomfield)
17	Tyriq Thompson	LB	6-1	228	Sr.	Sr.-5	3L	Detroit, Mich. (Martin Luther King)
18	Kalon Gervin	CB	5-11	186	Fr.	So.	RS	Detroit, Mich. (Cass Technical)
18	Tre'Von Morgan	WR	6-6	218	Fr.	Fr.	HS	Massillon, Ohio (Massillon Washington)
19	Josh Butler	CB	6-0	182	Sr.	Sr.-5	3L	Mesquite, Texas (West Mesquite)
20	Emmanuel Flowers	S	6-1	186	So.	Jr.	SQ	Chino Hills, Calif. (Ayala)
20	Davis Lewandowski	WR	6-0	209	Sr.	Sr.-5	SQ	Okemos, Mich. (Okemos)
21	Chase Kline	LB	6-4	235	Fr.	So.	RS	Chardon, Ohio (Chardon)
22	Josiah Scott	CB	5-10	171	Jr.	Jr.	2L	Hamilton, Ohio (Fairfield)
22	Eli McLean	QB	6-2	193	Fr.	So.	RS	Clarkston, Mich. (Notre Dame Prep)
23	Andre Welch	CB	5-9	175	Jr.	Jr.	1L	East Kentwood, Mich. (East Kentwood)
24	Elijah Collins	RB	6-0	217	Fr.	So.	RS	Detroit, Mich. (University of Detroit Jesuit)
24	Tre Person	S	5-10	167	Jr.	Jr.	2L	Atlanta, Ga. (Westlake)
25	Darrell Stewart	WR	6-2	216	Sr.	Sr.-5	3L	Houston, Texas (Nimitz)
26	Brandon Wright	RB	6-2	223	Fr.	Fr.	HS	Euclid, Ohio (Euclid)
28	Tate Hallock	S	6-4	183	Fr.	Fr.	HS	Grand Rapids, Mich. (Forest Hills Central)
29	Shakur Brown	CB	5-10	183	So.	Jr.	1L	Stockbridge, Ga. (Woodland)
30	Tanner Hallock	LB	6-1	226	So.	Jr.	SQ	Grand Rapids, Mich. (Forest Hills Central)
31	Edward Warinner	LB	6-0	229	Fr.	So.	RS	Powell, Ohio (Olentangy Liberty)
32	Corey Pryor	S	5-10	210	Jr.	Sr.	SQ	Jackson, Mich. (Jackson)
33	Jeslord Boateng	LB	6-1	228	Fr.	So.	RS	Dublin, Ohio (Dublin Coffman)
34	Antjuan Simmons	LB	6-0	216	Jr.	Jr.	2L	Ann Arbor, Mich. (Pioneer)
34	Anthony Williams	RB	6-0	194	Fr.	Fr.	HS	Chicago, Ill. (Bolingbrook)
35	Joe Bachie	LB	6-2	231	Sr.	Sr.	3L	Brook Park, Ohio (Berea-Midpark)
36	Noah Sargent	RB	6-0	204	Jr.	Sr.	SQ	Fenton, Mich. (Saginaw Valley State)
36	Torrell Williams	CB	5-11	170	Fr.	Fr.	HS	Detroit, Mich. (Cranbrook-Kingswood)
37	Dante Razzano	LB	6-2	227	Jr.	Sr.	1L	Niles, Mich. (Edwardsburg)
38	Luke Fulton	LB	6-2	230	Fr.	Fr.	HS	Youngstown, Ohio (Cardinal Mooney)
39	Alante Thomas	RB	5-9	193	Jr.	Sr.	SQ	Detroit, Mich. (Saginaw Valley State)
40	Jonathan Brys	DL	6-6	253	Jr.	Sr.	SQ	Jackson, Mich. (New Mexico)
40	Jude Pedrozo	LS	6-1	224	Fr.	Fr.	HS	Westerville, Ohio (Westerville South)
41	Reid Burton	FB	6-1	225	Jr.	Sr.	SQ	East Lansing, Mich. (East Lansing)
41	Charles Willekes	LB	6-1	220	Fr.	Fr.	HS	Rockford, Mich. (NorthPointe Christian)
42	Brent Mossburg	DE	6-2	235	So.	Jr.	SQ	Carleton, Mich. (Airport)
43	Jack Mandryk	S	6-0	193	So.	Jr.	SQ	Hudsonville, Mich. (Hudsonville)
44	Adam Berghorst	DE	6-7	250	Fr.	Fr.	HS	Zeeland, Mich. (Zeeland East)
45	Noah Harvey	LB	6-3	229	So.	Jr.	1L	Hartland, Wis. (Arrowhead)
47	Ryan Armour	LS	6-0	240	Sr.	Sr.-5	1L	Traverse City, Mich. (St. Francis)
48	Kenny Willekes	DE	6-4	260	Sr.	Sr.-5	2L	Rockford, Mich. (NorthPointe Christian)

EXP. KEY – HS: High School; **RS:** Redshirted; **JC:** Junior College; **TR:** Transfer; **SQ:** Squad Member; **L:** Letters Earned.

2019 MICHIGAN STATE FOOTBALL | NUMERICAL ROSTER

No.	Name	Pos.	Ht.	Wt.	Elig.	Cl.	Exp.	Hometown (Previous School)
49	David Kruse	LB	6-0	203	Fr.	So.	RS	Lowell, Mich. (Lowell)
49	Max Rosenthal	FB	6-2	262	So.	Jr.	1L	Winnetka, Ill. (New Trier Township Winnetka)
53	Peter Fisk	LB	6-1	231	Jr.	Sr.	SQ	Grand Rapids, Mich. (Deerfield (Mass.) Academy)
54	Jack Henrichs	OT	6-6	292	So.	Jr.	SQ	Mequon, Wis. (Homestead)
54	Jack Saylor	DE	6-2	234	So.	So.	TR	Rochester, Mich. (Ohio Dominican)
55	Jordan Reid	OT	6-4	305	Jr.	Jr.	2L	Mount Clemens, Mich. (Cass Tech)
55	Zach Slade	DE	6-4	260	Fr.	So.	RS	Lewis Center, Ohio (Olentangy)
56	Matt Carrick	OG	6-4	332	So.	Jr.	1L	Minerva, Ohio (Perry)
57	Evan Brunning	DT	6-5	282	Fr.	Fr.	HS	Oxford, Mich. (Oxford)
58	Spencer Brown	OL	6-6	326	Fr.	Fr.	HS	Commerce Township, Mich. (Walled Lake Western)
58	Terry O'Connor	LB	6-3	226	Fr.	So.	RS	Traverse City, Mich. (Traverse City Central)
59	Nick Samac	OL	6-4	293	Fr.	Fr.	HS	Mentor, Ohio (Mentor)
60	Bryce Wilker	OL	6-5	302	Sr.	Sr.-5	SQ	Belding, Mich. (Belding Area)
61	Cole Chewins	OT	6-8	303	Sr.	Sr.-5	3L	Clarkston, Mich. (Clarkston)
62	Luke Campbell	OL	6-5	305	Jr.	Sr.	2L	Lewis Center, Ohio (Olentangy)
63	Jacob Lafave	DT	6-3	273	Fr.	Fr.	HS	Brighton, Mich. (Brighton)
64	Matt Allen	C	6-3	303	Jr.	Sr.	2L	Hinsdale, Ill. (Hinsdale Central)
64	Jacob Slade	DT	6-3	298	Fr.	So.	RS	Lewis Center, Ohio (Olentangy)
66	Blake Bueter	OL	6-4	315	So.	Jr.	1L	Howell, Mich. (Detroit Catholic Central)
67	J.D. Duplain	OL	6-3	289	Fr.	Fr.	HS	Strongsville, Ohio (Strongsville)
68	Dan VanOpstall	OL	6-6	290	Fr.	So.	RS	Jenison, Mich. (Jenison)
69	Tommy Liesveld	OL	6-6	293	Jr.	Sr.	SQ	Bloomfield Hills, Mich. (Saginaw Valley State)
70	Tyler Higby	OG	6-5	300	Sr.	Sr.-5	3L	Houston, Texas (The Kinkaid School)
71	James Ohonba	OL	6-4	321	Fr.	So.	RS	Stockbridge, Ga. (Woodland)
72	Damon Kaylor	OL	6-5	323	Fr.	Fr.	HS	Huntington, Ind. (Huntington North)
72	Mike Panasiuk	DT	6-4	293	Sr.	Sr.	3L	Roselle, Ill. (Lake Park West)
73	Jacob Isaia	OL	6-3	305	Fr.	So.	RS	Las Vegas, Nev. (Bishop Gorman)
74	Devontae Dobbs	OL	6-4	295	Fr.	Fr.	HS	Detroit, Mich. (Belleville)
75	Kevin Jarvis	OG	6-4	307	Jr.	Jr.	2L	Chicago, Ill. (Maine South)
76	AJ Arcuri	OT	6-7	306	Jr.	Sr.	1L	Powell, Ohio (Olentangy Liberty)
77	Dimitri Douglas	OL	6-4	302	Fr.	So.	RS	Saline, Mich. (Saline)
79	Mustafa Khaleefah	OT	6-5	305	So.	Jr.	SQ	Dearborn Heights, Mich. (Dearborn)
80	Jalen Allen	WR	5-11	181	Fr.	So.	RS	Ypsilanti, Mich. (Ypsilanti)
80	Matt Seybert	TE	6-4	252	Sr.	Sr.-5	1L	Traverse City, Mich. (Buffalo)
81	Parks Gissingner	TE	6-2	238	Fr.	So.	RS	Los Angeles, Calif. (Chaminade College Prep)
82	Javez Alexander	WR	6-2	193	Fr.	So.	RS	Sandusky, Ohio (Sandusky)
85	Cade McDonald	WR	5-11	187	Fr.	Fr.	HS	Naperville, Ill. (Naperville Central)
86	Drew Beesley	DE	6-2	252	Jr.	Sr.	1L	Rochester Hills, Mich. (Warren De La Salle)
87	Jahz Watts	WR	6-0	176	So.	Jr.	SQ	Belleville, Mich. (Belleville)
88	Trenton Gillison	TE	6-4	249	Fr.	So.	RS	Pickerington, Ohio (Pickerington Central)
89	Matt Dotson	TE	6-5	252	Jr.	Jr.	2L	Cincinnati, Ohio (Archbishop Moeller)
89	Jalen Hunt	DT	6-2	311	Fr.	Fr.	HS	Belleville, Mich. (Belleville)
91	Jack Camper	DE	6-4	258	So.	Jr.	1L	Virginia Beach, Va. (IMG Academy)
92	Evan Morris	P/K	6-5	221	Fr.	Fr.	HS	Elsie, Mich. (Ovid-Elsie)
92	DeAri Todd	DT	6-2	276	So.	Jr.	SQ	Lorain, Ohio (Clearview)
93	Naquan Jones	DT	6-4	338	Jr.	Sr.	2L	Evanston, Ill. (Evanston Township)
94	Jack Bouwmeester	P	6-2	193	Fr.	Fr.	HS	Bendigo, Victoria, Australia (Bendigo Catholic College)
94	Dashaun Mallory	DT	6-1	318	Fr.	So.	RS	Bolingbrook, Ill. (Bolingbrook)
96	Jacob Panasiuk	DE	6-3	245	Jr.	Jr.	2L	Roselle, Ill. (Lake Park West)
97	Maverick Hansen	DT	6-4	280	Fr.	Fr.	HS	Farmington Hills, Mich. (Harrison)
97	Tyler Hunt	K/P	6-2	228	So.	Jr.	1L	Gobles, Mich. (Gobles)
98	Cole Hahn	K	5-10	198	So.	Jr.	1L	West Des Moines, Iowa (Valley)
99	Raequan Williams	DT	6-4	303	Sr.	Sr.-5	3L	Chicago, Ill. (DePaul College Prep)

EXP. KEY – HS: High School; **RS:** Redshirted; **JC:** Junior College; **TR:** Transfer; **SQ:** Squad Member; **L:** Letters Earned.

2019 MICHIGAN STATE FOOTBALL | ALPHABETICAL ROSTER

No.	Name	Pos.	Ht.	Wt.	Elig.	Cl.	Exp.	Hometown (Previous School)
82	Javez Alexander	WR	6-2	193	Fr.	So.	RS	Sandusky, Ohio (Sandusky)
80	Jalen Allen	WR	5-11	181	Fr.	So.	RS	Ypsilanti, Mich. (Ypsilanti)
64	Matt Allen	C	6-3	303	Jr.	Sr.	2L	Hinsdale, Ill. (Hinsdale Central)
76	AJ Arcuri	OT	6-7	306	Jr.	Sr.	1L	Powell, Ohio (Olentangy Liberty)
47	Ryan Armour	LS	6-0	240	Sr.	Sr.-5	1L	Traverse City, Mich. (St. Francis)
35	Joe Bachie	LB	6-2	231	Sr.	Sr.	3L	Brook Park, Ohio (Berea-Midpark)
2	Julian Barnett	WR/CB	6-2	189	Fr.	Fr.	HS	Detroit, Mich. (Belleville)
86	Drew Beesley	DE	6-2	252	Jr.	Sr.	1L	Rochester Hills, Mich. (Warren De La Salle)
44	Adam Berghorst	DE	6-7	250	Fr.	Fr.	HS	Zeeland, Mich. (Zeeland East)
33	Jeslord Boateng	LB	6-1	228	Fr.	So.	RS	Dublin, Ohio (Dublin Coffman)
94	Jack Bouwmeester	P	6-2	193	Fr.	Fr.	HS	Bendigo, Victoria, Australia (Bendigo Catholic College)
29	Shakur Brown	CB	5-10	183	So.	Jr.	1L	Stockbridge, Ga. (Woodland)
58	Spencer Brown	OL	6-6	326	Fr.	Fr.	HS	Commerce Township, Mich. (Walled Lake Western)
57	Evan Brunning	DT	6-5	282	Fr.	Fr.	HS	Oxford, Mich. (Oxford)
40	Jonathan Brys	DL	6-6	253	Jr.	Sr.	SQ	Jackson, Mich. (New Mexico)
66	Blake Bueter	OL	6-4	315	So.	Jr.	1L	Howell, Mich. (Detroit Catholic Central)
41	Reid Burton	FB	6-1	225	Jr.	Sr.	SQ	East Lansing, Mich. (East Lansing)
19	Josh Butler	CB	6-0	182	Sr.	Sr.-5	3L	Mesquite, Texas (West Mesquite)
62	Luke Campbell	OL	6-5	305	Jr.	Sr.	2L	Lewis Center, Ohio (Olentangy)
91	Jack Camper	DE	6-4	258	So.	Jr.	1L	Virginia Beach, Va. (IMG Academy)
56	Matt Carrick	OG	6-4	332	So.	Jr.	1L	Minerva, Ohio (Perry)
61	Cole Chewins	OT	6-8	303	Sr.	Sr.-5	3L	Clarkston, Mich. (Clarkston)
4	Matt Coghlin	K	5-9	187	Jr.	Sr.	2L	Cincinnati, Ohio (Archbishop Moeller)
24	Elijah Collins	RB	6-0	217	Fr.	So.	RS	Detroit, Mich. (University of Detroit Jesuit)
6	Theo Day	QB	6-5	222	Fr.	So.	RS	Canton, Mich. (Divine Child)
74	Devontae Dobbs	OL	6-4	295	Fr.	Fr.	HS	Detroit, Mich. (Belleville)
89	Matt Dotson	TE	6-5	252	Jr.	Jr.	2L	Cincinnati, Ohio (Archbishop Moeller)
77	Dimitri Douglas	OL	6-4	302	Fr.	So.	RS	Saline, Mich. (Saline)
6	David Dowell	S	6-1	209	Sr.	Sr.-5	3L	North Ridgeville, Ohio (St. Edward)
10	Michael Dowell	S	6-1	215	Fr.	So.	RS	North Ridgeville, Ohio (St. Edward)
67	J.D. Duplain	OL	6-3	289	Fr.	Fr.	HS	Strongsville, Ohio (Strongsville)
53	Peter Fisk	LB	6-1	231	Jr.	Sr.	SQ	Grand Rapids, Mich. (Deerfield (Mass.) Academy)
5	Michael Fletcher	DE	6-6	259	Fr.	Fr.	HS	Flint, Mich. (Carman-Ainsworth)
20	Emmanuel Flowers	S	6-1	186	So.	Jr.	SQ	Chino Hills, Calif. (Ayala)
38	Luke Fulton	LB	6-2	230	Fr.	Fr.	HS	Youngstown, Ohio (Cardinal Mooney)
18	Kalon Gervin	CB	5-11	186	Fr.	So.	RS	Detroit, Mich. (Cass Technical)
88	Trenton Gillison	TE	6-4	249	Fr.	So.	RS	Pickerington, Ohio (Pickerington Central)
81	Parks Gissingner	TE	6-2	238	Fr.	So.	RS	Los Angeles, Calif. (Chaminade College Prep)
98	Cole Hahn	K	5-10	198	So.	Jr.	1L	West Des Moines, Iowa (Valley)
30	Tanner Hallock	LB	6-1	226	So.	Jr.	SQ	Grand Rapids, Mich. (Forest Hills Central)
28	Tate Hallock	S	6-4	183	Fr.	Fr.	HS	Grand Rapids, Mich. (Forest Hills Central)
97	Maverick Hansen	DT	6-4	280	Fr.	Fr.	HS	Farmington Hills, Mich. (Harrison)
5	Jake Hartbarger	P	6-4	194	Sr.	Sr.-6	3L	Waterville, Ohio (Anthony Wayne)
45	Noah Harvey	LB	6-3	229	So.	Jr.	1L	Hartland, Wis. (Arrowhead)
4	C.J. Hayes	WR	6-1	206	So.	Jr.	1L	Bowling Green, Ky. (South Warren)
3	Xavier Henderson	S	6-1	203	So.	So.	1L	Reynoldsburg, Ohio (Pickerington Central)
54	Jack Henrichs	OT	6-6	292	So.	Jr.	SQ	Mequon, Wis. (Homestead)
70	Tyler Higby	OG	6-5	300	Sr.	Sr.-5	3L	Houston, Texas (The Kinkaid School)
89	Jalen Hunt	DT	6-2	312	Fr.	Fr.	HS	Belleville, Mich. (Belleville)
97	Tyler Hunt	K/P	6-2	228	So.	Jr.	1L	Gobles, Mich. (Gobles)
73	Jacob Isaia	OL	6-3	305	Fr.	So.	RS	Las Vegas, Nev. (Bishop Gorman)
12	Chris Jackson	CB	6-0	193	Fr.	So.	RS	Marietta, Ga. (Lassiter)
75	Kevin Jarvis	OG	6-4	307	Jr.	Jr.	2L	Chicago, Ill. (Maine South)
93	Naquan Jones	DT	6-4	338	Jr.	Sr.	2L	Evanston, Ill. (Evanston Township)
72	Damon Kaylor	OL	6-5	323	Fr.	Fr.	HS	Huntington, Ind. (Huntington North)
79	Mustafa Khaleefah	OT	6-5	305	So.	Jr.	SQ	Dearborn Heights, Mich. (Dearborn)
21	Chase Kline	LB	6-4	235	Fr.	So.	RS	Chardon, Ohio (Chardon)

EXP./CLASS KEY – HS: High School; **RS:** Redshirted; **TR:** Transfer; **SQ:** Squad Member; **GR:** Graduate Transfer; **L:** Letters Earned

2019 MICHIGAN STATE FOOTBALL | ALPHABETICAL ROSTER

No.	Name	Pos.	Ht.	Wt.	Elig.	Cl.	Exp.	Hometown (Previous School)
49	David Kruse	LB	6-0	203	Fr.	So.	RS	Lowell, Mich. (Lowell)
63	Jacob Lafave	DT	6-3	273	Fr.	Fr.	HS	Brighton, Mich. (Brighton)
20	Davis Lewandowski	WR	6-0	209	Sr.	Sr.-5	SQ	Okemos, Mich. (Okemos)
14	Brian Lewerke	QB	6-3	216	Sr.	Sr.-5	3L	Phoenix, Ariz. (Pinnacle)
13	Marcel Lewis	LB	6-0	219	Fr.	Fr.	HS	Eastpointe, Mich. (Chippewa Valley)
69	Tommy Liesveld	OL	6-6	293	Jr.	Sr.	SQ	Bloomfield Hills, Mich. (Saginaw Valley State)
12	Rocky Lombardi	QB	6-3	217	So.	Jr.	1L	Clive, Iowa (Valley)
9	Dominique Long	S	6-2	197	Jr.	Jr.	2L	Westerville, Ohio (Westerville South)
94	Dashaun Mallory	DT	6-1	318	Fr.	So.	RS	Bolingbrook, Ill. (Bolingbrook)
43	Jack Mandryk	S	6-0	193	So.	Jr.	SQ	Hudsonville, Mich. (Hudsonville)
85	Cade McDonald	WR	5-11	187	Fr.	Fr.	HS	Naperville, Ill. (Naperville Central)
23	Eli McLean	QB	6-2	193	Fr.	So.	RS	Clarkston, Mich. (Notre Dame Prep)
18	Tre'Von Morgan	WR	6-6	218	Fr.	Fr.	HS	Massillon, Ohio (Massillon Washington)
92	Evan Morris	P/K	6-5	221	Fr.	Fr.	HS	Elsie, Mich. (Ovid-Elsie)
17	Tre Mosley	WR	6-2	192	Fr.	Fr.	HS	Pontiac, Mich. (West Bloomfield)
42	Brent Mossburg	DE	6-2	235	So.	Jr.	SQ	Carleton, Mich. (Airport)
8	Jalen Nailor	WR	6-0	191	So.	So.	1L	Palmdale, Calif. (Bishop Gorman)
13	Laress Nelson	WR	5-8	179	Jr.	Jr.	2L	Fort Lauderdale, Fla. (American Heritage)
58	Terry O'Connor	LB	6-3	226	Fr.	So.	RS	Traverse City, Mich. (Traverse City Central)
71	James Ohonba	OL	6-4	321	Fr.	So.	RS	Stockbridge, Ga. (Woodland)
96	Jacub Panasiuk	DE	6-3	245	Jr.	Jr.	2L	Roselle, Ill. (Lake Park West)
72	Mike Panasiuk	DT	6-4	293	Sr.	Sr.	3L	Roselle, Ill. (Lake Park West)
40	Jude Pedrozo	LS	6-1	224	Fr.	Fr.	HS	Westerville, Ohio (Westerville South)
24	Tre Person	S	5-10	167	Jr.	Jr.	2L	Atlanta, Ga. (Westlake)
32	Corey Pryor	S	5-10	210	Jr.	Sr.	SQ	Jackson, Mich. (Jackson)
37	Dante Razzano	LB	6-2	227	Jr.	Sr.	1L	Niles, Mich. (Edwardsburg)
5	Jayden Reed	WR	6-0	185	So.	So.	TR	Naperville, Ill. (Western Michigan)
55	Jordan Reid	OT	6-4	305	Jr.	Jr.	2L	Mount Clemens, Mich. (Cass Tech)
49	Max Rosenthal	FB	6-2	262	So.	Jr.	1L	Winnetka, Ill. (New Trier Township Winnetka)
59	Nick Samac	OL	6-4	293	Fr.	Fr.	HS	Mentor, Ohio (Mentor)
36	Noah Sargent	RB	6-0	204	Jr.	Sr.	SQ	Fenton, Mich. (Saginaw Valley State)
54	Jack Saylor	DE	6-2	231	So.	So.	TR	Rochester, Mich. (Ohio Dominican)
22	Josiah Scott	CB	5-10	171	Jr.	Jr.	2L	Hamilton, Ohio (Fairfield)
80	Matt Seybert	TE	6-4	252	Sr.	Sr.-5	1L	Traverse City, Mich. (Buffalo)
34	Antjuan Simmons	LB	6-0	216	Jr.	Jr.	2L	Ann Arbor, Mich. (Pioneer)
64	Jacob Slade	DT	6-3	298	Fr.	So.	RS	Lewis Center, Ohio (Olentangy)
55	Zach Slade	DE	6-4	260	Fr.	So.	RS	Lewis Center, Ohio (Olentangy)
16	Brandon Sowards	WR	6-0	191	Sr.	Sr.-6	3L	Wyandotte, Mich. (Roosevelt)
16	Joe Stevens	CB	5-11	165	So.	So.	HS	Northville, Mich. (Harrison)
25	Darrell Stewart	WR	6-2	216	Sr.	Sr.-5	3L	Houston, Texas (Nimitz)
39	Alante Thomas	RB	5-9	193	Jr.	Sr.	SQ	Detroit, Mich. (Saginaw Valley State)
17	Tyriq Thompson	LB	6-1	228	Sr.	Sr.-5	3L	Detroit, Mich. (Martin Luther King)
10	Payton Thorne	QB	6-2	197	Fr.	Fr.	HS	Naperville, Ill. (Naperville Central)
92	DeAri Todd	DT	6-2	276	So.	Jr.	SQ	Lorain, Ohio (Clearview)
68	Dan VanOpstall	OL	6-6	290	Fr.	So.	RS	Jenison, Mich. (Jenison)
31	Edward Warinner	LB	6-0	229	Fr.	So.	RS	Powell, Ohio (Olentangy Liberty)
87	Jahz Watts	WR	6-0	176	So.	Jr.	SQ	Belleville, Mich. (Belleville)
23	Andre Welch	CB	5-9	175	Jr.	Jr.	1L	East Kentwood, Mich. (East Kentwood)
7	Cody White	WR	6-3	215	Jr.	Jr.	2L	Novi, Mich. (Walled Lake Western)
60	Bryce Wilker	OL	6-5	302	Sr.	Sr.-5	SQ	Belding, Mich. (Belding Area)
41	Charles Willekes	LB	6-1	220	Fr.	Fr.	HS	Rockford, Mich. (NorthPointe Christian)
48	Kenny Willekes	DE	6-4	260	Sr.	Sr.-5	2L	Rockford, Mich. (NorthPointe Christian)
34	Anthony Williams	RB	6-0	194	Fr.	Fr.	HS	Chicago, Ill. (Bolingbrook)
14	Davion Williams	CB	6-0	177	Fr.	So.	RS	Belleville, Mich. (Belleville)
99	Raequan Williams	DT	6-4	303	Sr.	Sr.-5	3L	Chicago, Ill. (DePaul College Prep)
36	Torrell Williams	CB	5-11	170	Fr.	Fr.	HS	Detroit, Mich. (Cranbrook-Kingswood)
26	Brandon Wright	RB	6-2	223	Fr.	Fr.	HS	Euclid, Ohio (Euclid)

EXP./CLASS KEY – HS: High School; **RS:** Redshirted; **TR:** Transfer; **SQ:** Squad Member; **GR:** Graduate Transfer; **L:** Letters Earned



2019 GAME RECAPS

GAME 1 • NO. 18/20 MICHIGAN STATE 28, TULSA 7

Game 1 | No. 18/20 Michigan State 28, Tulsa 7

Aug. 30, 2019 • East Lansing, Mich.

Spartan Stadium • Att: 72,005

Play-by-play, post-game quotes and notes available at msuspartans.com.

EAST LANSING, Mich. (AP) - Kenny Willekes recovered two fumbles, including one in the end zone for a touchdown, and No. 18 Michigan State manhandled Tulsa 28-7 on Aug. 30.

Willekes, back on the field after breaking his leg in last season's Redbox Bowl, was part of a swarming Michigan State defense that held the Golden Hurricane to minus-73 yards rushing.

Tulsa (0-1) botched two shotgun snaps in the second quarter - part of the reason its rushing total ended up so far below zero. One of those loose balls went out of the end zone for a safety.

The touchdown by Willekes came after he and Raequan Williams sacked Zach Smith near the goal line. The ball came free, and Willekes came up with it to put MSU up 22-0.

Michigan State (1-0) got the ball first Friday and capped a penalty-aided drive with a 15-yard touchdown pass from Brian Lewerke to Connor Heyward. Then the defense - which was No. 1 in the nation against the run last season - took over.

Tulsa went with Smith, a Baylor transfer, at quarterback over returning sophomore Seth Boomer. It would have probably been a long night no matter who was in. Michigan State was up 25-0 before the Golden Hurricane scored. Smith threw a 28-yard touchdown pass to Sam Crawford late in the second quarter.

POST-GAME NOTES:

• Michigan State has now won 21 consecutive home openers, dating back to 1999 . . . that streak is tied for fifth-longest in the FBS . . . MSU improved to 13-0 in home openers under Mark Dantonio and 12-1 in season openers overall under Dantonio . . . Michigan State held Tulsa to -73 yards rushing, a school-record low for a Spartan opponent (previous: -63 yards by Pittsburgh in 1950) . . . the 80 yards of total offense were the fewest by a Spartan opponent since Florida Atlantic had 48 in 2011 . . . MSU recorded six sacks (39 yards) and 13 tackles for loss (65 yards), in addition to three forced fumbles, two pass break-ups and two fumble recoveries . . . MSU recorded its first safety since 2012 as Tulsa snapped a ball that eventually went out of the back of the end zone . . . on the first play of the second quarter, Dominique Long blocked a punt, marking MSU's first blocked punt since Sept. 21, 2013, at Notre Dame.

SCORE BY QUARTERS	1	2	3	4	F
Tulsa (0-1)	0	7	0	0	- 7
Michigan State (1-0)	7	18	3	0	- 28

SCORING SUMMARY

FIRST QUARTER

MSU (7-0) Heyward 15-yd pass from Lewerke (Coghlin kick), 11:41 left
Drive: 9 plays, 73 yards, TOP 3:19

SECOND QUARTER

MSU (10-0) Coghlin 38-yard field goal, 14:03 left
Drive: 4 plays, 4 yards, TOP 0:48

MSU (13-0) Coghlin 47-yard field goal, 9:59 left
Drive: 7 plays, 7 yards, TOP 2:07

MSU (15-0) Team safety, 9:09 left

MSU (22-0) Willekes 0-yard fumble recovery (Coghlin kick), 4:49 left

MSU (25-0) Coghlin 44-yard field goal, 2:32 left
Drive: 4 plays, 4 yards, TOP 1:30

TUL (7-25) Crawford 28-yard pass from Smith (Rainey kick), 0:36 left
Drive: 7 plays, 85 yards, TOP 1:45

THIRD QUARTER

MSU (28-7) Coghlin 40-yard field goal, 2:20 left
Drive: 17 plays, 73 yards, TOP 7:23

FOURTH QUARTER

None

TEAM STATISTICS

	MSU	TUL
First Downs	18	8
Rushes-Yards	40-108	25-(-73)
Passing Yards	195	153
Passes	22-38-0	16-27-1
Total Offense	78-303	52-80
Punts-Avg.	5-47.4	9-41.0
Fumbles-Lost	0-0	6-2
Penalties-Yards	14-122	8-80
Possession Time	36:06	23:54

INDIVIDUAL STATISTICS

RUSHING (CARRIES-YARDS)

MSU: Heyward 15-43; Lewerke 7-34; Collins 8-17; Jefferson 7-8; White 1-4; Lombardi 2-2.
TUL: Brooks 6-0; Taylor 7-(-1); Smith 10-(-32); Team 2-(-40).

PASSING (C-A-I-YARDS-TD)

MSU: Lewerke 21-37-0-192; Lombardi 1-1-0-3. TUL: Smith 16-27-1-153.

RECEIVING (RECEPTIONS-YARDS)

MSU: Stewart 6-56; Heyward 3-28; Dotson 3-22; Nailor 3-5; Jefferson 2-29; White 2-18; Seybert 2-12; Nelson 1-25. TUL: Stokes 6-54; Crawford Jr. 5-49; J. Johnson 3-19; K. Johnson 1-37; Brooks 1-(-6).

TACKLES-TOP FIVE (TOTAL-SOLO-ASSISTS)

MSU: Willekes 7 (2-5); Simmons 6 (2-4); Bachie 6 (1-5); Thompson 5 (0-5); J.Panasjuk 5 (4-1). TUL: Johnson 9 (8-1); Bunch 8 (3-5); Collins 8 (3-5); Edmiston 8 (3-5); Green 7 (3-4).



Senior defensive end Kenny Willekes scored his first career touchdown after teaming up on a sack with Raequan Williams and pouncing on the fumble in the end zone to give MSU a 22-0 lead with 4:49 left in the second quarter. Earlier in the second quarter, he recovered a fumble after a bad Tulsa snap to set up an MSU field goal. Willekes also had a 1-yard tackle for loss in the second quarter and a 2-yard sack in the fourth quarter. Overall, Willekes led the Spartans with seven tackles, including 2.5 TFLs (6 yards) and 1.5 sacks (5 yards).



GAME 2 • NO. 19/20 MICHIGAN STATE 51, WESTERN MICHIGAN 17

Game 2 | No. 19/20 Michigan State 51, Western Michigan 17
 Sept. 7, 2019 • East Lansing, Mich.
 Spartan Stadium • Att: 73,113

Play-by-play, post-game quotes and notes available at msuspartans.com.

EAST LANSING, Mich. (AP) - Darrell Stewart had 10 catches for 185 yards, and No. 19 Michigan State scored touchdowns on its first three drives on the way to a 51-17 win over Western Michigan on Sept. 7 that gave coach Mark Dantonio a share of the school record for victories.

Dantonio won his 109th game for the Spartans, matching Duffy Daugherty's mark. Michigan State (2-0) looked a lot sharper on offense than in its opener against Tulsa. Brian Lewerke threw for 314 yards and three touchdowns, and Elijah Collins had 192 yards on 17 carries.

Dantonio called his team out during the week for its uneven performance in the opener, and the Spartans appeared to get the message. On the first offensive play, Lewerke found an open Stewart for a 33-yard gain. Michigan State opened the scoring on a 2-yard pass from Lewerke to Matt Dotson after only 94 seconds.

La'Darius Jefferson added a 2-yard touchdown run, and Stewart scored on a 42-yard reception later in the first quarter to make it 21-0.

WMU (1-1) scored in the second quarter on a 14-yard pass from Jon Wassink to Giovanni Ricci, but the Broncos were down 31-7 at halftime.

The second half belonged to Collins, a redshirt freshman who broke free for a 58-yard run early in the third quarter. By game's end, Michigan State had reached its highest point total since a 55-16 win over Penn State in 2015.

POST-GAME NOTES:

- Elijah Collins' 192 rushing yards were the most by a freshman starting running back in school history and the second-most overall by a Spartan freshman running back in a single game (Javon Ringer had 194 yards at Illinois in 2005) . . . Darrell Stewart had a career-high 185 yards receiving on 10 catches . . . the 185 receiving yards are tied for the 12th-most by a Spartan in a single game (Plaxico Burress, 13 catches for 185 yards vs. Florida on Jan. 1, 2000) . . . Stewart's 10 catches were the second most in his career (11 at Northwestern in 2017) . . . he had eight catches for 152 yards and one TD in the first half alone . . . Brian Lewerke completed 23-of-32 passes for 314 yards and three touchdowns . . . it marked Lewerke's sixth game of more than 300 yards passing and the first since he had 329 yards vs. Northwestern last season . . . Michigan State's 51 points were the most since the Spartans scored 55 against Penn State on Nov. 28, 2015, in Spartan Stadium. . . . The Spartans had 582 yards of total offense, the most since a Dantonio-era record 662 total yards at Indiana in 2014 and the fourth-most in the Dantonio era (662 at Indiana, 2014; 602 vs. Western Michigan, 2009; 593 yards vs. UAB, 2007) . . . MSU had 365 yards of total offense in the first half.



Michigan State's 2019 captains presented Mark Dantonio the game ball in the locker room following the Spartans' 51-17 victory over Western Michigan; with the win, Dantonio tied Duffy Daugherty for the most wins in program history.

SCORE BY QUARTERS	1	2	3	4	F
Western Michigan (1-1)	0	7	0	10	- 17
Michigan State (2-0)	21	10	6	14	- 51

SCORING SUMMARY

FIRST QUARTER

- MSU (7-0) Dotson 2-yard pass from Lewerke (Coghlin kick), 13:26 left
Drive: 4 plays, 79 yards, TOP 1:34
- MSU (14-0) Jefferson 2-yard run (Coghlin kick), 8:14 left
Drive: 9 plays, 69 yards, TOP 2:43
- MSU (21-0) Stewart 42-yard pass from Lewerke (Coghlin kick), 1:59 left
Drive: 5 plays, 80 yards, TOP 2:17

SECOND QUARTER

- WMU (7-21) Ricci 14-yard pass from Wassink (Kapps kick), 11:34 left
Drive: 10 plays, 66 yards, TOP 5:18
- MSU (28-7) White 2-yard pass from Lewerke (Coghlin kick), 4:32 left
Drive: 9 plays, 80 yards, TOP 3:40
- MSU (31-7) Coghlin 38-yd field goal, 0:00 left
Drive: 8 plays, 60 yards, TOP 0:49

THIRD QUARTER

- MSU (34-7) Coghlin 23-yard field goal, 11:30 left
Drive: 5 plays, 63 yards, TOP 1:55
- MSU (37-7) Coghlin 20-yard field goal, 5:36 left
Drive: 9 plays, 61 yards, TOP 4:06

FOURTH QUARTER

- MSU (44-7) Jefferson 1-yard run (Coghlin kick), 13:37 left
Drive: 8 plays, 57 yards, TOP 4:25
- WMU (10-44) Kapps 31-yard field goal, 8:41 left
Drive: 11 plays, 61 yards, TOP 4:56
- MSU (51-10) Thomas 1-yard run (Coghlin kick), 4:02 left
Drive: 4 plays, 24 yards, TOP 2:11
- WMU (17-10) Selig 15-yard pass from Alstott (Kapps kick), 0:24 left
Drive: 9 plays, 72 yards, TOP 3:35

TEAM STATISTICS

	MSU	WMU
First Downs	31	18
Rushes-Yards	34-251	27-67
Passing Yards	331	285
Passes	24-33-1	27-41-2
Total Offense	67-582	68-352
Punts-Avg.	1-42.0	4-48.0
Fumbles-Lost	1-1	1-1
Penalties-Yards	2-20	7-46
Possession Time	31:51	28:09

INDIVIDUAL STATISTICS

RUSHING (CARRIES-YARDS)

MSU: Collins 17-192; Williams 6-35; Heyward 3-13; Jefferson 5-9; Thomas 2-1; Lewerke 1-1. WMU: Bellamy 15-44; Tyler 4-31; Alstott 1-8; Tucker 2-0; Wassink 5-(16).

PASSING (C-A-I-YARDS-TD)

MSU: Lewerke 23-32-1-314; Stewart 1-1-0-17. WMU: Wassink 23-37-2-252; Alstott 4-4-0-33.

RECEIVING (RECEPTIONS-YARDS)

MSU: Stewart 10-185; White 5-63; Hayes 3-31; Dotson 2-16; Lewerke 1-17; Heyward 1-7; Collins 1-7; Jefferson 1-5. WMU: Ricci 6-53; Mixon Jr. 4-71; Bussell 4-42; Moore 4-41; Bellamy 3-13; Selig 2-20; Crooms 1-18; Cooper 1-12; Borske 1-9; Arnett 1-6.

TACKLES-TOP FIVE (TOTAL-SOLO-ASSISTS)

MSU: Henderson 7 (6-1); Bachie 7 (1-6); Scott 6 (6-0); D.Dowell 5 (4-1); Willekes 5 (3-2). WMU: Tranquill 14 (6-8); Hayward 10 (3-7); Spears 7 (3-4); Eskridge 4 (3-1); Curtis 4 (3-1).



2019 GAME RECAPS

GAME 3 • ARIZONA STATE 10, NO. 18/19 MICHIGAN STATE 7

Game 3 | Arizona State 10, No. 18/19 Michigan State 7
Sept. 14, 2019 • East Lansing, Mich.
Spartan Stadium • Att: 73,531

Play-by-play, post-game quotes and notes available at msuspartans.com.

EAST LANSING, Mich. (AP) - Eno Benjamin reached the ball to the goal line for a 1-yard touchdown run with 50 seconds remaining, and Arizona State beat No. 18 Michigan State 10-7 on Sept. 14 after the Spartans had a tying field goal negated for having too many men on the field.

Matt Coghlin's 42-yard kick appeared to have tied it with 6 seconds remaining, but a replay showed too many men on the field for Michigan State.

Coghlin had to try again from farther back after the penalty, and he hooked the kick left for his third miss of the day.

Arizona State (3-0) drove 75 yards in 11 plays at the end, against a Michigan State defense that had been stifling all day. Quarterback Jayden Daniels ran 15 yards for a first down on fourth-and-13 from the Michigan State 28, and Benjamin's touchdown put the Sun Devils ahead. That play was also reviewed, and Benjamin had just barely extended the ball far enough to score.

Elijah Collins ran for a 9-yard touchdown with 8:37 remaining for Michigan State.

Arizona State has scored more than seven points in 137 consecutive games, the longest active streak in the FBS.

Coghlin was 40 of 48 on field goals for his career before Saturday. He missed from 47 yards in the second quarter, and Arizona State drove the other way for a 41-yard field goal by Cristian Zendejas. The Spartans appeared poised to tie the game late in the half, but Coghlin missed from 31 yards after a delay of game penalty had pushed that kick back.

POST-GAME NOTES:

- The Spartans held the Sun Devils to 216 yards of total offense (140 passing, 76 rushing) . . . the Spartans have only allowed 70 rushing yards in the first three games of the season (23.3 ypg) . . . Joe Bachie led the Spartans with a season-high 12 tackles, marking his 10th career game with double-figure tackles . . . Antjuan Simmons collected a career-high nine tackles, including 1.5 tackles for loss . . . Kenny Willekes recorded seven tackles, including two TFLs (6 yards) and a half sack (1 yard) . . . Darrell Stewart posted his second consecutive 100-yard receiving game with nine catches for 121 yards.



The Spartans held the Sun Devils to 216 yards of total offense (140 passing, 76 rushing).

SCORE BY QUARTERS	1	2	3	4	F
Arizona State (3-0)	0	3	0	7	- 10
Michigan State (2-1)	0	0	0	7	- 7

SCORING SUMMARY

FIRST QUARTER
None

SECOND QUARTER
ASU (0-3) Zendejas 41-yard field goal, 3:40 left
Drive: 10 plays, 48 yards, TOP 5:38

THIRD QUARTER
None

FOURTH QUARTER
MSU (7-3) Collins 9-yard run (Coghlin kick), 8:37 left
Drive: 10 plays, 70 yards, TOP 5:31
ASU (7-10) Benjamin 1-yard run (Zendejas kick), 0:50 left
Drive: 11 plays, 75 yards, TOP 2:44

TEAM STATISTICS	MSU	ASU
First Downs	23	14
Rushes-Yards	35-113	26-76
Passing Yards	291	140
Passes	24-39-0	15-26-0
Total Offense	74-404	52-216
Punts-Avg.	4-45.0	7-41.1
Fumbles-Lost	2-1	0-0
Penalties-Yards	10-91	7-62
Possession Time	33:43	26:17

INDIVIDUAL STATISTICS

RUSHING (CARRIES-YARDS)

MSU: Collins 19-72; Lewerke 10-25; A.Williams 2-9; Heyward 3-6; Jefferson 1-11. ASU: Benjamin 11-38; Daniels 12-37; Carter 1-5; Williams 1-(-2); Team 1-(-2).

PASSING (C-A-I-YARDS-TD)

MSU: Lewerke 24-38-0-291; Team 0-1-0-0. ASU: Daniels 15-26-0-140.

RECEIVING (RECEPTIONS-YARDS)

MSU: Stewart 9-121; White 5-39; Dotson 4-42; Seybert 2-50; Barnett 1-29; Heyward 1-6; Collins 1-2; Hayes 1-2. ASU: Williams 6-49; Atyuk 5-64; Benjamin 2-11; Darby 1-9; Pierce 1-7.

TACKLES-TOP FIVE (TOTAL-SOLO-ASSISTS)

MSU: Bachie 12 (4-8); Simmons 9 (1-8); Henderson 7 (3-4); Willekes 7 (1-6); Thompson 6 (1-5). ASU: Fields 13 (6-7); Robertson 8 (3-5); Lole 8 (3-5); Butler 8 (3-5); Williams 7 (5-2).



GAME 4 • MICHIGAN STATE 31, NORTHWESTERN 10

Game 4 | Michigan State 31, Northwestern 10

Sept. 21, 2019 • Evanston, Ill.

Ryan Field • Att: 40,114

Play-by-play, post-game quotes and notes available at msuspartans.com.

EVANSTON, Ill. (AP) - Brian Lewerke had three touchdown passes, Elijah Collins added a rushing TD and Michigan State bounced back from a stunning loss a week ago for a 31-10 victory over Northwestern. The win was the 110th for coach Mark Dantonio at Michigan State, which makes him the winningest coach in program history. Dantonio, who had been tied with Duffy Daugherty, is 110-52 in 13 seasons.

Lewerke completed 18 of 31 passes for 228 yards and Collins had 76 yards rushing on 17 carries as the Spartans (3-1, 1-0 Big Ten Conference) snapped a three-game losing streak against the Wildcats (1-2, 0-1).

Northwestern had its eight-game winning streak in Big Ten regular-season games snapped. The Wildcats had won 15 of 16 regular-season conference games.

Quarterback Hunter Johnson completed 15 of 26 passes for 88 yards with an interception before being pulled in the fourth quarter.

Running back Drake Anderson had 86 yards rushing on 16 carries with a touchdown.

The turning point came with just under two minutes left in the first half.

Trailing 7-3, Northwestern faced a third-and-20 from its own 48. Instead of playing it safe and punting to make Michigan State go the length of the field, Johnson forced a throw and was intercepted by Josiah Scott at the MSU 38.

The Spartans then put together an 11-play, 62-yard drive - capped by an 11-yard TD pass from Lewerke to Cody White - for a 14-3 halftime lead.

POST-GAME NOTES:

• With the 31-10 win over Northwestern, Mark Dantonio became Michigan State's all-time winningest coach with 110 victories in his 13-year tenure. Dantonio passed Hall of Famer Duffy Daugherty, who collected a 109-69-5 record in East Lansing from 1954-72 (19 seasons). Daugherty won four National Championships (1955, 1957, 1965, 1966), two Big Ten Championships (1965, 1966) and the 1956 Rose Bowl. A two-time National Coach of the Year (1955, 1965), Daugherty coached 29 different players to first-team All-America honors . . . The Spartans snapped a three-game losing streak to the Wildcats and now lead the all-time series, 38-20, including a 20-11 record in Evanston. Dantonio is 6-5 in his tenure against Northwestern, including a 5-1 record at Ryan Field. Pat Fitzgerald is 5-7 in his career against the Spartan . . . Senior linebacker Joe Bachie recorded a career-high 14 tackles (13 solo, one assist) to lead the Spartan defense. He also recorded his fifth career interception, a 9-yard sack, two tackles for loss (10 yards) and two pass break-ups. Bachie has 11 career games with double-figure tackles.



With the 31-10 win over Northwestern, Mark Dantonio became Michigan State's all-time winningest coach with 110 victories in his 13-year tenure. Dantonio passed Hall of Famer Duffy Daugherty, who collected a 109-69-5 record in East Lansing from 1954-72 (19 seasons). Following the win at Northwestern, Coach Dantonio was presented with a ceremonial game ball by his wife, Becky, and game captains and Chicago-area natives, Raequan Williams (99) and Mike Panasiuk (72).

SCORE BY QUARTERS	1	2	3	4	F
Michigan State (3-1, 1-0 B1G)	7	7	10	7	- 31
Northwestern (1-2, 0-1 B1G)	0	3	0	7	- 10

SCORING SUMMARY

FIRST QUARTER

MSU (7-0) Collins 5-yard run (Coghlin kick), 11:42 left
Drive: 9 plays, 75 yards, TOP 3:18

SECOND QUARTER

NU (3-7) Kuhbander 39-yard field goal, 14:13 left
Drive: 12 plays, 43 yards, TOP 3:43

MSU (14-3) White 11-yard pass from Lewerke (Coghlin kick), 0:24 left
Drive: 11 plays, 62 yards, TOP 1:15

THIRD QUARTER

MSU (21-3) Seybert 8-yard pass from Lewerke (Coghlin kick), 4:41 left
Drive: 10 plays, 53 yards, TOP 3:48

MSU (24-3) Coghlin 26-yard field goal, 0:03 left
Drive: 8 plays, 46 yards, TOP 3:12

FOURTH QUARTER

MSU (31-3) Seybert 7-yard pass from Lewerke (Coghlin kick), 12:34 left
Drive: 3 plays, 22 yards, TOP 1:24

NU (10-31) Anderson 2-yard run (Kuhbander kick), 2:41 left
Drive: 9 plays, 63 yards, TOP 2:58

TEAM STATISTICS

	MSU	NU
First Downs	19	17
Rushes-Yards	40-109	44-139
Passing Yards	228	126
Passes	18-31-0	19-37-3
Total Offense	71-337	81-265
Punts-Avg.	6-47.0	6-35.5
Fumbles-Lost	2-1	1-0
Penalties-Yards	5-47	3-25
Possession Time	28:14	31:46

INDIVIDUAL STATISTICS

RUSHING (CARRIES-YARDS)

MSU: Collins 17-76; Heyward 3-17; White 1-13; Lewerke 7-9; Jefferson 3-3; A.Williams 7-2; Stewart 1-(-8). NU: Anderson 17-91; Bowser 13-39; Johnson 7-13; Team 1-(-1); Smith 6-(-3).

PASSING (C-A-I-YARDS-TD)

MSU: Lewerke 18-31-0-228. NU: Johnson 15-26-1-88; Smith 4-11-2-38.

RECEIVING (RECEPTIONS-YARDS)

MSU: Stewart 5-77; White 4-70; Seybert 4-28; Heyward 2-11; Hayes 1-18; Barnett 1-15; Collins 1-9. NU: Lees 5-21; Skowronek 3-31; Chiaokhiao-Bowman 3-28; Bowser 3-13; McGowan 2-14; Washington 1-9; Mangieri 1-8; Anderson 1-2.

TACKLES-TOP FIVE (TOTAL-SOLO-ASSISTS)

MSU: Bachie 14 (13-1); Henderson 6 (5-1); Simmons 6 (5-1); Butler 5 (3-2); D.Dowell 4 (3-1). NU: Gallagher 9 (6-3); Fisher 9 (5-4); Bergin 7 (4-3); Whillock 7 (2-5); Three others 4.



2019 GAME RECAPS

GAME 5 • NO. 25 MICHIGAN STATE 40, INDIANA 31

Game 5 | No. 25 Michigan State 40, Indiana 31
Sept. 28, 2019 • East Lansing, Mich.
Spartan Stadium • Att: 71,048

Play-by-play, post-game quotes and notes available at msuspartans.com.

EAST LANSING, Mich. (AP) - Matt Coughlin made a tie-breaking 21-yard field goal with 5 seconds remaining, and No. 25 Michigan State beat Indiana, 40-31.

After Coughlin's kick gave the Spartans a 34-31 lead, Indiana tried to lateral its way down the field on its final offensive play, but that resulted in a fumble that Michigan State recovered for a touchdown.

Brian Lewerke threw for 300 yards and three touchdowns for the Spartans, who held off the upset-minded Hoosiers. Michael Penix Jr. returned for Indiana after missing the previous two games with an undisclosed injury - and he gave the Spartans fits, completing 20 passes in a row during one stretch.

Penix threw for three touchdowns, including an 11-yarder to Whop Philyor that tied the game at 31 with 2:00 remaining. Lewerke immediately led the Spartans back down the field. Darrell Stewart outfought defensive back Jaylin Williams for a 44-yard reception, then Lewerke broke free for a 30-yard run that put the ball at the 1.

Rather than try to score right away, the Spartans ran the clock down and set up Coughlin's kick.

Elijah Collins gave Michigan State a 7-0 lead with a 4-yard scoring run, but Indiana answered late in the first quarter with a 28-yard TD pass from Penix to Philyor.

Lewerke put the Spartans back ahead with a 5-yard touchdown pass to Stewart in the second, but Penix scored on a 2-yard run to tie it at 14.

Lewerke found Stewart for a 26-yard TD with 33 seconds left in the half.

Penix completed his last seven pass attempts of the first half and his first 13 of the second, but Michigan State held the Hoosiers to a field goal in the red zone to start the third quarter.

Indiana went ahead 24-21 with 14:52 remaining in the fourth on a 12-yard touchdown pass from Penix to Donavan Hale, who appeared to make the catch with one hand while cornerback Josiah Scott was draped all over him.

Michigan State went back ahead 28-24 with 12:12 remaining when Lewerke threw a 10-yard scoring pass to Matt Seybert.

POST-GAME NOTES:

• With the 40-31 win over Indiana, Michigan State improved to 4-1 on the season and 2-0 in Big Ten play . . . Mark Dantonio is 10-1 against the Hoosiers . . . MSU kept the Old Brass Spittoon for the third year in a row year and is now 48-16-2 all-time against Indiana . . . MSU is 48-13-1 against Indiana since 1950, the first year the two schools played for the Old Brass Spittoon . . . the Spartans are 26-6-1 against the Hoosiers in East Lansing, winning the last eight match-ups in Spartan Stadium.



Brian Lewerke finished with 378 total yards of offense (300 passing, 78 rushing), the ninth-highest single-game total in MSU history . . . he completed 18-of-36 passes for 300 yards for his seventh career 300-yard passing game . . . Lewerke's team-high 78 rushing yards were the third-highest total of his career (career-high 81 vs. Western Michigan in 2017; 79 vs. Maryland in 2016) . . . Lewerke became just one of two Spartan quarterbacks in school history to pass for more than 6,000 yards (6,539) and rush for more than 1,000 yards (1,039), joining Drew Stanton (6,524 passing yards, 1,512 rushing yards).

SCORE BY QUARTERS	1	2	3	4	F
Indiana (3-2, 0-2 B1G)	7	7	3	14	- 31
Michigan State (4-1, 2-0 B1G)	7	14	0	19	- 40

SCORING SUMMARY

FIRST QUARTER

MSU (7-0)	Collins 4-yd run (Coughlin kick), 8:04 left Drive: 6 plays, 71 yards, TOP 2:11
IU (7-7)	Philyor 28-yd pass from Penix (Justus kick), 1:35 left Drive: 6 plays, 68 yards, TOP 2:04

SECOND QUARTER

MSU (14-7)	Stewart 5-yard pass from Lewerke (Coughlin kick), 12:55 left Drive: 10 plays, 75 yards, TOP 3:40
IU (14-14)	Penix 2-yard run (Justus kick), 4:07 left Drive: 10 plays, 80 yards, TOP 5:38
MSU (21-14)	Stewart 26-yard pass from Lewerke (Coughlin kick), 0:33 left Drive: 5 plays, 56 yards, TOP 0:46

THIRD QUARTER

IU (17-21)	Justus 26-yard field goal, 8:23 left Drive: 12 plays, 81 yards, TOP 6:32
------------	---

FOURTH QUARTER

IU (24-21)	Hale 12-yard pass from Penix (Justus kick), 14:52 left Drive: 13 plays, 80 yards, TOP 6:36
MSU (28-24)	Seybert 10 yard pass from Lewerke (Coughlin kick), 12:12 left Drive: 2 plays, 26 yards, TOP 0:30
MSU (31-24)	Coughlin 44-yard field goal, 3:33 left Drive: 13 plays, 54 yards, TOP 6:25
IU (31-31)	Philyor 11-yard pass from Penix (Justus kick), 2:00 left Drive: 6 plays, 78 yards, TOP 1:27
MSU (34-31)	Coughlin 21-yard field goal, 0:05 left Drive: 5 plays, 72 yards, TOP 1:55
MSU (40-31)	M. Dowell 0-yard fumble recovery, 0:00 left

TEAM STATISTICS

	MSU	IU
First Downs	23	26
Rushes-Yards	34-142	28-70
Passing Yards	300	286
Passes	18-36-0	33-42-0
Total Offense	70-442	70-365
Punts-Avg.	4-54.2	5-45.8
Fumbles-Lost	0-0	1-1
Penalties-Yards	6-61	9-85
Possession Time	25:40	34:20

INDIVIDUAL STATISTICS

RUSHING (CARRIES-YARDS)

MSU: Lewerke 12-78; Collins 17-56; Nelson 1-5; Jefferson 2-4; A.Williams 1-2; Team 1-(-3).
IU: Scott 18-66; Walker 4-11; Philyor 1-6; Team 1-(-2); Penix 2-(-4); James 2-(-7).

PASSING (C-A-I-YARDS-TD)

MSU: Lewerke 18-36-0-300-3. IU: Penix 33-42-0-286-3.

RECEIVING (RECEPTIONS-YARDS)

MSU: Stewart 5-117; White 4-67; Seybert 3-43; Hayes 3-38; Collins 1-16; Gillison 1-12; Dotson 1-7. IU: Philyor 14-142; Hale 7-99; Scott 4-28; Fryfogle 3-25; Hendershot 2-8; Westbrook 2-3; Ellis 1-7; Penix 0-(-26).

TACKLES-TOP FIVE (TOTAL-SOLO-ASSISTS)

MSU: Willekes 12 (5-7); Simmons 9 (4-5); D.Dowell 8 (6-2); Bachie 7 (4-3); Thompson 7 (2-5). IU: Elliott 5 (4-1); Jones 5 (4-1); McFadden 5 (2-3); Three others 4.



GAME 6 • NO. 4/5 OHIO STATE 34, NO. 25/23 MICHIGAN STATE 10

Game 6 | No. 4 Ohio State 34, No. 25 Michigan State 10
 Oct. 5, 2019 • Columbus, Ohio
 Ohio Stadium • Att: 104,797

Play-by-play, post-game quotes and notes available at msuspartans.com.

COLUMBUS, Ohio (AP) - Justin Fields threw two touchdown passes and ran for another score, J.K. Dobbins rushed for 172 yards and a touchdown and No. 4 Ohio State overcame a sluggish start to beat No. 25 Michigan State 34-10.

The Buckeyes (6-0, 3-0 Big Ten) had to work to figure out Michigan State's defense to start, after blowing out every opponent through the first five games. They gained just 16 yards on 16 plays in the first quarter, but got unstuck and put away the Spartans (4-2, 2-1) with big plays.

Dobbins ran the ball 24 times, averaged over 7 yards per carry and had an electrifying 67-yard breakaway for a touchdown late in the first half.

Fields finished 17-of-25 for 206 yards and threw an interception for the first time in his first 175 pass attempts as a Buckeye, picked off by Josiah Scott. He also was sacked three times - twice by Michigan State linebacker Joe Bachie. The Spartan linebacker finished the night with 11 tackles, including three for loss. Scott led the MSU defense with 12 stops.

Brian Lewerke was 20-for-38 for 218 yards and a touchdown for the Spartans. Darrell Stewart caught the TD pass, one of his team-leading six receptions for 68 yards. Elijah Collins led the MSU rushing attack with 12 carries for 63 yards.

POST-GAME NOTES:

- Brian Lewerke completed 20-of-38 passes for 218 yards, one touchdown and one interception . . . it marked Lewerke's 17th game with more than 200 yards passing . . . Darrell Stewart led MSU with six receptions for 68 yards, including a 20-yard touchdown in the second quarter, his fourth receiving TD of the season . . . Josiah Scott doubled his previous career high with 12 tackles (9 solo, 3 assists) . . . he also recorded his second interception of the season and returned it 34 yards in the third quarter . . . it marked Scott's sixth career interception . . . Joe Bachie registered a season-high three tackles for loss (19 yards) and a career-high two sacks, including an 18-yard sack on the third play from scrimmage . . . Raequan Williams tallied a career-high eight tackles . . . Mike Panasiuk had a career-high 3.5 tackles for loss (9 yards), including a 4-yard sack that included a forced fumble . . . in addition, he tied a career best with seven tackles; he also had seven stops in his first career start against Ohio State in 2016 . . . Jake Hartbarger averaged 46.9 yards per punt (seven punts for 328 yards), including four inside the 20.

SCORE BY QUARTERS	1	2	3	4	F
Michigan State (4-2, 2-1 B1G)	0	10	0	0	- 10
Ohio State (6-0, 3-0 B1G)	3	24	0	7	- 34

SCORING SUMMARY

FIRST QUARTER

OSU (3-0) Haubeil, 39-yard field goal, 8:04 left
 Drive: 4 plays, 0 yards, TOP 1:54

SECOND QUARTER

OSU (10-0) Victor 60-yard pass from Fields (Haubeil kick), 12:12 left
 Drive: 5 plays, 86 yards, TOP 1:57

MSU (7-10) Stewart 20 yd pass from Lewerke (Coghlin kick), 10:36 left
 Drive: 5 plays, 75 yards, TOP 1:36

OSU (17-7) Farrell 21-yard pass from Fields (Haubeil kick), 8:09 left
 Drive: 7 plays, 75 yards, TOP 2:27

MSU (10-17) Coghlin 39-yard field goal, 3:36 left
 Drive: 9 plays, 34 yards, TOP 5:06

OSU (24-10) Dobbins 67-yard run (Haubeil kick), 2:24 left
 Drive: 3 plays, 75 yards, TOP 1:12

OSU (27-10) Haubeil 43-yard field goal, 0:05 left
 Drive: 10 plays, 45 yards, TOP 1:41

THIRD QUARTER

None

FOURTH QUARTER

OSU (34-10) Fields 1-yard run (Haubeil kick), 10:41 left
 Drive: 11 plays, 80 yards, TOP 4:09

TEAM STATISTICS

	MSU	OSU
First Downs	18	22
Rushes-Yards	24-67	49-323
Passing Yards	218	206
Passes	20-38-1	17-25-1
Total Offense	65-285	74-529
Punts-Avg.	7-46.9	4-48.2
Fumbles-Lost	2-2	1-1
Penalties-Yards	4-30	10-85
Possession Time	28:23	31:37

INDIVIDUAL STATISTICS

RUSHING (CARRIES-YARDS)

MSU: Collins 12-63; White 2-8; A.Williams 3-2; Jefferson 1-0; Team 1-(-2); Lewerke 8-(-4).
 OSU: Dobbins 24-172; Teague 14-90; Fields 11-61.

PASSING (C-A-I-YARDS-TD)

MSU: Lewerke 20-38-1-218. OSU: Fields 17-25-1-206.

RECEIVING (RECEPTIONS-YARDS)

MSU: Stewart 6-68; White 4-42; Gillison 3-34; Seybert 2-37; Hayes 2-17; Barnett 1-9; Dotson 1-9; Collins 1-2. OSU: Hill 7-57; Victor 3-79; Wilson 2-24; Dobbins 2-2; Farrell 1-21; Mack 1-19; Ruckert 1-4.

TACKLES-TOP FIVE (TOTAL-SOLO-ASSISTS)

MSU: Scott 12 (9-3); Bachie 11 (6-5); R. Williams 8 (5-3); Simmons 7 (6-1); M. Panasiuk 7 (5-2); Willekes 7 (1-6). OSU: Fuller 7 (5-2); Wade 5 (3-2); Borland 5 (3-2); Werner 4 (3-1); Cornell 4 (3-1); Young 4 (2-2).



Joe Bachie registered a season-high three tackles for loss (19 yards) and a career-high two sacks, including an 18-yard sack on the third play from scrimmage, finishing the game with 11 total tackles, his third double-digit tackle outing, all coming in the last four games.



2019 GAME RECAPS

GAME 7 • NO. 8/8 WISCONSIN 38, MICHIGAN STATE 0

Game 7 | No. 8/8 Wisconsin 38, Michigan State 0

Oct. 12, 2019 • Madison, Wis.

Camp Randall Stadium • Att: 80,470

Play-by-play, post-game quotes and notes available at msuspartans.com.

MADISON, Wis. (AP) - Michigan State football lost at No. 8 Wisconsin, 38-0, at a cold, windy and rainy Camp Randall Stadium on Oct. 12.

Senior wide receiver Darrell Stewart Jr. led MSU with five receptions for 59 yards.

Junior linebacker Antjuan Simmons led the Michigan State defense with 10 stops, including one tackle for loss, one of five TFLs by MSU on the afternoon. Simmons added one pass break-up.

The Badgers were led by quarterback Jack Coan's 18-of-21 passing for 180 yards and one TD pass. The Spartan defense contained Wisconsin running back and Heisman Trophy candidate Jonathan Taylor to 80 yards on 26 carries, the first game this season that he didn't reach 100 yards.

POST-GAME NOTES:

• Junior linebacker Antjuan Simmons led the Spartans with a career-high 10 tackles, including a 1-yard tackle for loss . . . he also had one pass break-up . . . junior defensive end Jacob Panasiuk had five tackles, including a forced fumble on a 7-yard sack in the second quarter . . . the Spartans held Heisman Trophy candidate Jonathan Taylor to a season-low 80 yards on 26 carries (3.1 avg.) and snapped his 10-game streak with at least 100 rushing yards . . . senior punter Jake Hartbarger's 61-yard punt in the first quarter marked his third straight game with at least one punt of 60-plus yards.

SCORE BY QUARTERS	1	2	3	4	F
Michigan State (4-3, 2-2 B1G)	0	0	0	0	- 0
Wisconsin (6-0, 3-0 B1G)	7	10	0	21	- 38

SCORING SUMMARY

FIRST QUARTER

WIS (7-0) Taylor 1-yard run (Larsh kick), 5:00 left
Drive: 11 plays, 75 yards, TOP 6:16

SECOND QUARTER

WIS (14-0) Cephus 19-yard pass from Coan (Larsh kick), 14:54 left
Drive: 8 plays, 75 yards, TOP 4:17

WIS (17-0) Larsh 29-yard field goal, 13:38 left
Drive: 14 plays, 52 yards, TOP 7:34

THIRD QUARTER

None

FOURTH QUARTER

WIS (24-0) Taylor 1-yard run (Larsh kick), 13:38 left
Drive: 15 plays, 92 yards, TOP 8:46

WIS (31-0) Baun 34-yard interception (Larsh kick), 10:52 left

WIS (38-0) Pryor 66-yard run (Larsh kick), 10:52 left
Drive: 1 plays, 66 yards, TOP 0:12

TEAM STATISTICS

	MSU	WIS
First Downs	7	22
Rushes-Yards	21-30	46-222
Passing Yards	119	180
Passes	12-30-2	18-21-0
Total Offense	51-149	67-402
Punts-Avg.	9-43.1	4-34.5
Fumbles-Lost	2-0	2-0
Penalties-Yards	5-40	1-10
Possession Time	20:50	39:10

INDIVIDUAL STATISTICS

RUSHING (CARRIES-YARDS)

MSU: Thompson 1-20; Collins 8-16; Lewerke 8-4; White 1-0; Stewart 1-(-5); Lombardi 2-(-5).

WIS: Taylor 26-80; Pryor, 1-66; Watson 5-34; Cruickshank 2-28; Chenal 4-17; Groshek 2-7; Shaw 3-6; Team 1-(-1); Coan 2-(-15).

PASSING (C-A-I-YARDS-TD)

MSU: Lewerke 7-16-1-53; Lombardi 5-14-1-66. WIS: Coan 18-21-0-180.

RECEIVING (RECEPTIONS-YARDS)

MSU: Stewart 5-59; White 3-34; Seybert 2-15; Hayes 2-11. WIS: Ferguson 4-62; Davis 4-33; Taylor 3-22; Cephus 2-28; Groshek 2-6; Pryor 1-18; Taylor 1-10; Chenal 1-1.

TACKLES-TOP FIVE (TOTAL-SOLO-ASSISTS)

MSU: Simmons 10 (6-4); Scott 9 (6-3); Henderson 8 (7-1); Bachie 8 (7-1); D.Dowell 6 (6-0).

WIS: Orr 6 (4-2); Sanborn 5 (3-2); Pearson 4 (3-1); Williams 3 (3-0); Baun 3 (2-1).



Junior linebacker Antjuan Simmons led the Spartans with a career-high 10 tackles, including a 1-yard tackle for loss, and adding one pass break-up at Wisconsin. The Spartan defense held Heisman Trophy candidate Jonathan Taylor to a season-low 80 yards on 26 carries (3.1 avg.) and snapped his 10-game streak with at least 100 rushing yards.



SPARTAN COACHING STAFF

ASSISTANT COACHES



Mike Tressel
Asst. Head Coach/
Co-Defensive Coordinator/LBs
13th Year
Game Day Location: Sideline



Brad Salem
Offensive Coordinator/
Running Backs
10th Year
Game Day Location: Sideline



Jim Bollman
Offensive Line
10th year overall at MSU
Game Day Location: Sideline



Chuck Bullough
Defensive Ends
Second Year
Game Day Location: Booth



Ron Burton
Defensive Tackles
Seventh Year
Game Day Location: Sideline



Paul Haynes
Secondary
Fourth year overall at MSU
Game Day Location: Sideline



Terrence Samuel
Asst. Defensive Backs/
Freshmen Head Coach
Ninth Year
Game Day Location: Booth



Mark Staten
Tight Ends/
Special Teams Coordinator
13th Year
Game Day Location: Booth



Don Treadwell
Wide Receivers
Ninth year overall at MSU
Game Day Location: Field



Dave Warner
Quarterbacks
13th Year
Game Day Location: Booth



2019 SPARTAN FOOTBALL GAME NOTES



MATT ALLEN

HINSDALE, IL
HINSDALE CENTRAL HS

6-3 | 303 | 2L

64

JR | C



CAREER NOTES: Fourth-year player and two-year letterwinner has played in 28 career games with 14 starts . . . started all seven games at center in 2019 and seven games at center in 2018 . . . named to the watch list for the Rimington Award, which is given annually to the nation's most outstanding center . . . preseason All-Big Ten choice by Phil Steele (third team) . . . member of the team's Eagles Leadership Council . . . his older brother, Jack, was a four-year starter (2012-15) and two-time first-team All-America center (2014-15) for the Spartans who played one season (2016) in the NFL with the New Orleans Saints . . . his other older brother, Brian, was also a four-year letterwinner for the Spartans (2014-17) and was selected in the fourth round of the 2018 NFL Draft by the Los Angeles Rams; he played in Super Bowl LIII with the Rams his rookie season.

2019 SEASON (JUNIOR): Has started all seven games at center and has played a total of 387 snaps . . . was starting center at Wisconsin and played all 51 snaps . . . started at Ohio State and played all 68 snaps at center . . . was starting center in Indiana game and played 69 snaps . . . started at center in Northwestern game and played 58 snaps . . . was starting center against Arizona State and played 53 snaps . . . started Western Michigan game at center and played 49 snaps . . . started season opener vs. Tulsa and played 39 snaps.



AJ ARCURI

POWELL, OH
OLENTANGY LIBERTY HS

6-7 | 306 | 1L

76

JR | OL



CAREER NOTES: Fourth-year player will compete for playing time at left tackle . . . has played in 14 career games . . . a two-time Academic All-Big Ten selection.

2019 SEASON (JUNIOR): Played 11 snaps at left tackle in his season debut vs. Western Michigan . . . has missed six games (Tulsa, Arizona State, Northwestern, Indiana, Ohio State, Wisconsin) due to injury.



JOE BACHIE

BROOK PARK, OH
BEREA-MIDPARK HS

6-2 | 231 | 3L

35

SR | LB



- FIRST-TEAM MIDSEASON ALL-AMERICAN (RIVALDS.COM)
- SECOND-TEAM MIDSEASON ALL-AMERICAN (THE ASSOCIATED PRESS, THE ATHLETIC, ATHLON SPORTS)
- LOTT IMPACT TROPHY QUARTERFINALIST
- FIRST-TEAM PRESEASON ALL-AMERICAN (ASSOCIATED PRESS, CBS SPORTS)
- NAMED TO WATCH LISTS FOR BEDNARIK, BUTKUS AND NAGURSKI AWARDS
- 2018 FIRST-TEAM ALL-BIG TEN (COACHES)
- FOUR-TIME BIG TEN DEFENSIVE PLAYER OF THE WEEK

CAREER NOTES: Voted team captain for second straight season, joining senior teammate Brian Lewerke as just the fifth and sixth players under Coach Dantonio to be named captain twice (Kirk Cousins, 2009-10-11; Greg Jones, 2009-10; Max Bullough, 2012-13; Shilique Calhoun, 2014-15) . . . is in his third season as the team's starting middle linebacker . . . has 279 career tackles, recently cracking into the top 40 for MSU career tackles list, currently tied for No. 23, and needing just 21 more stops to becoming the 18th player in MSU history with 300 career tackles . . . also tied for No. 19 on career tackles for loss (27.5) list, tied for No. 37 on career sacks (8.0) list, in addition to tied for No. 45 on career yards from tackles for loss (91), No. 48 for career yards from sacks (47) and tied for No. 6 on career fumbles forced (5) list . . . along with the 27.5 career tackles for loss and 8.0 sacks, adds five interceptions, 11 pass break-ups, five forced fumbles and two fumble recoveries in 39 career games with 33 consecutive starts, which ranks third among current active players . . . leads active Spartans with 279 tackles (132 solo, 147 assists) and is the lone Spartan with over 100 solo stops along with the leader and one of two with over 100 assists . . . has 12 career games with double-digit tackles, including three of the last five games . . . named first-team preseason All-American by Athlon Sports, Phil Steele and Street & Smith's . . . also named a second-team preseason All-American by Sporting News and CollegeFootballNews.com . . . ranked among the top overall players in the nation by Athlon Sports (No. 26) and the Big Ten by CollegeFootballNews.com (No. 6) . . . rated the No. 4 linebacker in the nation by USA TODAY and CollegeFootballNews.com . . . preseason first-team All-Big Ten selection by Athlon Sports, CollegeFootballNews.com, Phil Steele and Street & Smith's . . . named to watch lists for the Bednarik Award (defensive player of the year), Butkus Award (nation's best linebacker) and Lott IMPACT Trophy . . . earned first-team midseason All-American (Rivals.com) accolades . . . named second-team midseason All-American by The Associated Press, The Athletic and Athlon Sports . . . nominated for the Allstate AFCA Good Works team . . . member of the team's Eagles leadership council . . . has won four Big Ten Defensive Player of the Week honors, including once this season for performance at Northwestern.

2019 SEASON (SENIOR): Earned first-team midseason All-American (Rivals.com) accolades . . . named second-team midseason All-American by The Associated Press, The Athletic and Athlon Sports . . . leads defense with 65 total tackles (team-best 36 solo, team-leading 29 assists) with 8.5 TFL, 3.5 sacks, one interception, four pass break-ups and three QB hurries . . . his 65 tackles are ranked tied for 24th in the FBS, as well as ranking fourth in the Big Ten, while 9.3 tackles per game is also fourth, as well as ninth in the league in TFLs (8.5), 11th in TFL/game (1.21), 13th in TFL yards, matching jersey number with 35, along with tied for 14th in both sacks (3.5) and sacks/game (0.50) . . . has defense-leading 166 production points . . . had eight tackles, including a 1-yard loss, at Wisconsin . . . registered a season-high three tackles for loss (19 yards) and a career-high two sacks, including an 18-yard sack on the third play from scrimmage, as part of 11 tackles at Ohio State, for third double-digit tackle outing in last four games, tallying 26 production points that led the defense . . . posted seven stops with one TFL against Indiana, notching 16 production points . . . named Big Ten Defensive Player of the Week and Lott IMPACT Trophy National Co-Player of the Week for performance at Northwestern, recording career-high 14 tackles (13 solo, one assist) to lead the Spartan defense, adding one interception, one sack and two TFLs, two pass break-ups and one QB hurry . . . had a 9-yard sack in the first quarter to set the tone for the Spartans, and finished with two tackles for loss (10 yards) overall, adding two pass break-ups and one QB hurry, ending game with 50 production points, the most ever by a player in the Dantonio era . . . posted 12 stops (4 solo, 13 assists) with 0.5 TFL and 0.5 sack in starting against Arizona State, posting 17 production points, ranking

2019 SPARTAN FOOTBALL GAME NOTES



second among linebackers and tied for second overall for defense . . . started Western Michigan game and posted seven stops, along with 0.5 TFL and one pass break-up, registering linebacker corps leading 16 production points, ranking second overall on defense, while playing 56 snaps . . . started season opener vs. Tulsa, tallying six tackles and 0.5 TFL and one QB hurry, logging 20 production points, ranking second among linebackers and fourth on defense, while playing a defensive unit best tying 54 plays.

BACHIE'S CAREER HIGHS

Tackles: 14, vs. Northwestern (9/21/19)
Tackles For Loss: 3.5, vs. Iowa (9/30/17)
Sacks: 2.0, vs. Ohio State (10/5/19)
Fumble Recovery: 1, twice (last vs. Maryland, 11/3/18)
Interception: 1, five times (last vs. Northwestern, 9/21/19)
Pass Break-Ups: 2, three times (last vs. Northwestern, 9/21/19)
Forced Fumbles: 3, vs. Maryland (11/3/18)

BACHIE'S STATISTICS

	G/GS	UT	AT	TM	TFL	SACKS	INT	PBU	FR	FF
2016	6/0	3	9	12	2.0-6	0-0	0-0	0	0-0	0
2017	13/13	46	54	100	8.5-29	3.5-16	3-15	2	1-0	2
2018	13/13	47	55	102	8.5-21	1.0-2	1-1	5	1-0	3
2019	7/7	36	29	65	8.5-35	3.5-29	1-19	4	0-0	0
Career	39/33	132	147	279	27.5-91	8.0-47	5-35	11	2-0	5

BACHIE'S GAME-BY-GAME STATISTICS

2017										
DEFENSE	UT	AT	TM	TFL	SACKS	INT	PBU	FR	FF	
Bowling Green	4	6	10	0.5-3	0-0	0-0	0	0-0	0	
Western Michigan	2	9	11	0-0	0-0	0-0	0	0-0	0	
Notre Dame	1	3	4	0-0	0-0	0-0	0	0-0	0	
Iowa	5	4	9	3.5-7	1.0-3	0-0	0	1-0	0	
Michigan	6	4	10	1.0-11	1.0-11	1-0	1	0-0	1	
Minnesota	5	1	6	0-0	0-0	0-0	0	0-0	0	
Indiana	4	9	13	1.5-3	1.0-1	0-0	0	0-0	1	
Northwestern	7	1	8	1.0-3	0-0	0-0	0	0-0	0	
Penn State	3	3	6	0-0	0-0	1-0	0	0-0	0	
Ohio State	2	2	4	0-0	0-0	0-0	0	0-0	0	
Maryland	2	9	11	1.0-2	0.5-1	0-0	0	0-0	0	
Rutgers	1	1	2	0-0	0-0	1-15	1	0-0	0	
Washington State	4	2	6	0-0	0-0	0-0	0	0-0	0	
Totals	46	54	100	8.5-29	3.5-16	3-15	2	1-0	2	

2018										
DEFENSE	UT	AT	TM	TFL	SACKS	INT	PBU	FR	FF	
Utah State	3	8	11	1.5-5	0-0	1-1	0	0-0	0	
Arizona State	9	1	10	1.0-2	1.0-2	0-0	0	0-0	0	
Indiana	8	1	9	0-0	0-0	0-0	0	0-0	0	
Central Michigan	1	2	3	0-0	0-0	0-0	0	0-0	0	
Northwestern	1	5	6	0-0	0-0	0-0	2	0-0	0	
Penn State	4	0	4	1.0-1	0-0	0-0	0	0-0	0	
Michigan	2	8	10	0-0	0-0	0-0	0	0-0	0	
Purdue	2	6	8	1.0-4	0-0	0-0	1	0-0	0	
Maryland	4	3	7	2.0-5	0-0	0-0	2	1-0	3	
Ohio State	0	5	5	0-0	0-0	0-0	0	0-0	0	
Nebraska	3	6	9	0.5-1	0-0	0-0	0	0-0	0	
Rutgers	5	7	12	1.5-3	0-0	0-0	0	0-0	0	
Oregon	5	3	8	0-0	0-0	0-0	0	0-0	0	
Totals	47	55	102	8.5-21	1.0-2	1-1	5	1-0	3	

2019										
DEFENSE	UT	AT	TM	TFL	SACKS	INT	PBU	FR	FF	
Tulsa	1	5	6	0.5-1	0-0	0-0	0	0-0	0	
Western Michigan	1	6	7	0.5-1	0-0	0-0	1	0-0	0	
Arizona State	4	8	12	0.5-1	0.5-1	0-0	1	0-0	0	
Northwestern	13	1	14	2.0-10	1.0-9	1-19	2	0-0	0	
Indiana	4	3	7	1.0-2	0-0	0-0	0	0-0	0	
Ohio State	6	5	11	3.0-19	2.0-19	0-0	0	0-0	0	
Wisconsin	7	1	8	1.0-1	0-0	0-0	0	0-0	0	
Totals	36	29	65	8.5-35	3.5-29	1-19	4	0-0	0	



JULIAN BARNETT

DETROIT, MI
BELLEVILLE HS

6-2 | 189 | HS

FR | WR | CB



CAREER NOTES: Promising prospect who could see action on both sides of ball as cornerback and wide receiver . . . can also return kicks.

2019 SEASON (FRESHMAN): Has played 59 snaps in seven games . . . has three catches for 53 yards (17.7 ypc) . . . snared one reception for 9 yards and drew kick return duties at Ohio State . . . saw action on offense and kick return in Indiana game, with kickoffs going for touchbacks . . . had one catch for 15 yards at Northwestern on first play of series on MSU possession in third quarter, setting up Spartan TD . . . snared first catch of Spartan career in Arizona State, going for 29 yards and a first down against Arizona State, setting up MSU's lone TD in the fourth quarter . . . played 10 snaps against Western Michigan and also had a 7-yard kick return . . . played 13 snaps in his Spartan debut vs. Tulsa.

BARNETT'S CAREER HIGHS

Receptions: 1, three times (last vs. Ohio State, 10/5/19)
Receiving Yards: 29, vs. Arizona State (9/14/19)

BARNETT'S STATISTICS


	G/GS	REC.	YDS.	AVG.	TD	LG	YPG
2019	7/0	3	53	17.7	0	29	7.6

BARNETT'S GAME-BY-GAME STATISTICS

2019				
RECEIVING	NO.	YDS	TD	LG
Tulsa	0	0	0	0
Western Michigan	0	0	0	0
Arizona State	1	29	0	29
Northwestern	1	15	0	15
Indiana	0	0	0	0
Ohio State	1	9	0	9
Wisconsin	0	0	0	0
Totals	3	53	0	29



2019 SPARTAN FOOTBALL GAME NOTES



DREW BEESLEY
 ROCHESTER HILLS, MI
 WARREN DE LA SALLE HS
 6-2 | 252 | 1L
 86 JR | DE

CAREER NOTES: Fourth-year player will see time in the playing rotation at defensive end . . . two-time Academic All-Big Ten honoree . . . has seen action in 20 career games . . . has two career fumble recoveries and both have come in games against Ohio State.

2019 SEASON (JUNIOR): Has played in all seven games (155 total snaps) . . . has nine tackles with 4.0 TFLs, one fumble recovery, one INT and one pass break-up . . . has registered at least one TFL in three of the seven games, including career-high 2.0 in Northwestern game . . . tallied two tackles at Wisconsin . . . logged one tackle to go with one fumble recovery at Ohio State . . . posted one stop with a TFL against Indiana . . . had career outing at Northwestern, tallying career-best three tackles, including 2.0 TFLs and snared first interception of career, adding a pass break-up . . . notched one stop against Arizona State in 14 snaps . . . tallied one tackle against Western Michigan with first career tackle for loss (2 yards) while playing 29 snaps . . . played nine snaps in season opener vs. Tulsa.

BEESLEY'S CAREER HIGHS

- Tackles:** 3, vs. Northwestern (9/21/19)
- Tackle for Loss:** 2, vs. Northwestern (9/21/19)
- Fumble Recovery:** 1, twice (last vs. Ohio State, 10/5/19)
- Interception:** 1, vs. Northwestern (9/21/19)
- Pass Break-Up:** 1, twice (last vs. Northwestern, 9/21/19)

BEESLEY'S STATISTICS

	G/GS	UT	AT	TM	TFL	SACKS	INT	PBU	FR	FF
2017	3/0	0	0	0	0-0	0-0	0-0	0	0-0	0
2018	10/1	3	3	6	0-0	0-0	0-0	1	1-0	0
2019	7/0	8	1	9	4.0-12	0-0	1-2	1	1-0	0
Career	20/2	11	4	15	4.0-12	0-0	1-2	2	2-0	0

BEESLEY'S GAME-BY-GAME STATISTICS

2019	DEFENSE	UT	AT	TM	TFL	SACKS	INT	PBU	FR	FF
Tulsa		0	0	0	0-0	0-0	0-0	0	0-0	0
Western Michigan		1	0	1	1.0-2	0-0	0-0	0	0-0	0
Arizona State		0	1	1	0-0	0-0	0-0	0	0-0	0
Northwestern		3	0	3	2.0-9	0-0	1-2	1	0-0	0
Indiana		1	0	1	1.0-1	0-0	0-0	0	0-0	0
Ohio State		1	0	1	0-0	0-0	0-0	0	1-0	0
Wisconsin		2	0	2	0-0	0-0	0-0	0	0-0	0
Totals		8	1	9	4.0-12	0-0	1-2	1	1-0	0



SHAKUR BROWN
 STOCKBRIDGE, GA
 WOODLAND HS
 5-10 | 183 | 1L
 29 SO | CB

CAREER NOTES: Third-year player will compete for playing time at cornerback.

2019 SEASON (SOPHOMORE): Has missed six games (Western Michigan, Arizona State, Northwestern, Indiana, Ohio State, Wisconsin) due to injury . . . posted career-high three tackles in season opener vs. Tulsa, including career-high two sacks for loss of 18 yards, tallying 16 production points, that led defensive backs unit and ranked tied for fifth on defense overall.

BROWN'S CAREER HIGHS

- Tackles:** 3, vs. Tulsa (8/30/19)
- Tackles For Loss:** 2.0, vs. Tulsa (8/30/19)
- Sacks:** 2.0, vs. Tulsa (8/30/19)
- Interception:** 1, vs. Indiana (9/22/18)

BROWN'S STATISTICS

	G/GS	UT	AT	TM	TFL	SACKS	INT	PBU	FR	FF
2018	12/0	4	2	6	0-0	0-0	1-69	0	0-0	0
2019	1/0	3	0	3	2.0-18	2.0-18	0-0	0	0-0	0
Career	13/0	7	2	9	2.0-15	2.0-18	1-69	0	0-0	0

BROWN'S GAME-BY-GAME STATISTICS

2019	DEFENSE	UT	AT	TM	TFL	SACKS	INT	PBU	FR	FF
Tulsa		3	0	3	2.0-18	2.0-18	0-0	0	0-0	0
Western Michigan					-DNP-INJURED-					
Arizona State					-DNP-INJURED-					
Northwestern					-DNP-INJURED-					
Indiana					-DNP-INJURED-					
Ohio State					-DNP-INJURED-					
Wisconsin					-DNP-INJURED-					
Totals		3	0	3	2.0-18	2.0-18	0-0	0	0-0	0

2019 SPARTAN FOOTBALL GAME NOTES




**BLAKE
BUETER**

HOWELL, MI
DETROIT CATHOLIC CENTRAL HS

6-4 | 315 | 1L

66 SO | OL




**JOSH
BUTLER**

MESQUITE, TX
WEST MESQUITE HS

6-0 | 182 | 3L

19 SR | CB



CAREER NOTES: Third-year lineman provides starting experience at both center and guard along the offensive line . . . has played in 18 career games, including seven starts (three at right guard, four at center) . . . entered 2018 season as a walk-on but was awarded a scholarship during the bye week.

2019 SEASON (SOPHOMORE): Has played 157 snaps, both at center and guard, during the first five games of the season . . . missed the Ohio State and Wisconsin games due to injury . . . played 18 snaps in Indiana game . . . saw action at Northwestern for 23 snaps . . . played 32 snaps vs. Arizona State . . . saw action for 29 snaps vs. Western Michigan . . . played 55 snaps, primarily at center, in season opener vs. Tulsa.

CAREER NOTES: Fifth-year senior and three-year letterwinner has appeared in 37 career games with 15 starts . . . has 48 career tackles and 10 career pass break-ups, adding 3.5 TFL and 1.0 sack . . . was one of 10 Spartans to help volunteer with the Hurricane Harvey relief efforts during the bye weekend (Sept. 15-17, 2017) in Houston . . . twin brother, Akilian, plays wide receiver at Boise State . . . graduated with a bachelor's degree in media and information in December 2018 and is currently pursuing a master's degree in the same field.

2019 SEASON (SENIOR): Has a career-high 19 tackles and shares team lead with a career-high four pass break-ups in playing all seven games, starting six . . . started first five games at cornerback, before action limited at Ohio State due to injury, but returned to starting lineup at Wisconsin . . . posted two stops, including one TFL at Wisconsin . . . tallied three tackles to go with a career-high three pass break-ups in Indiana game, his first career game with multiple PBUs after seven games with one pass break-up . . . finished IU game with a season-high 11 production points . . . registered career-high five tackles at Northwestern . . . posted four stops with 0.5 TFL after starting against Arizona State . . . started Western Michigan game and played 51 snaps, posting one tackle and one pass break-up . . . started season opener vs. Tulsa, tallying career-high tying four tackles.

BUTLER'S CAREER HIGHS

Tackles: 5, vs. Northwestern (9/21/19)
Tackles for Loss: 1, twice (last vs. Wisconsin, 10/12/19)
Pass Break-Ups: 3, vs. Indiana (9/28/19)

BUTLER'S STATISTICS

	G/GS	UT	AT	TM	TFL	SACKS	INT	PBU	FR	FF
2016	11/0	3	4	7	1.5-14	0.5-4	0-0	0	0-0	0
2017	13/4	7	5	12	0.5-2	0.5-2	0-0	3	0-0	0
2018	6/5	8	2	10	0-0	0-0	0-0	3	0-0	0
2019	7/6	13	6	19	1.5-2	0-0	0-0	4	0-0	0
Career	37/15	31	17	48	3.5-18	1.0-6	0-0	10	0-0	0

BUTLER'S GAME-BY-GAME STATISTICS

2019

DEFENSE	UT	AT	TM	TFL	SACKS	INT	PBU	FR	FF
Tulsa	3	1	4	0-0	0-0	0-0	0	0-0	0
Western Michigan	1	0	1	0-0	0-0	0-0	1	0-0	1
Arizona State	1	3	4	0.5-1	0-0	0-0	0	0-0	0
Northwestern	3	2	5	0-0	0-0	0-0	0	0-0	0
Indiana	3	0	3	0-0	0-0	0-0	3	0-0	0
Ohio State	0	0	0	0-0	0-0	0-0	0	0-0	0
Wisconsin	2	0	2	1.0-1	0-0	0-0	0	0-0	0
Totals	13	6	19	1.5-2	0-0	0-0	4	0-0	1



2019 SPARTAN FOOTBALL GAME NOTES



LUKE CAMPBELL
LEWIS CENTER, OH
OLENTANGY HS
6-5 | 305 | 2L
62 JR | OT



CAREER NOTES: Two-year letterwinner has played in 29 career games, recording 24 starts (12 at right tackle in 2017; eight at left guard in 2018-19; three at right guard in 2018; one at LT in 2018) . . . versatile lineman can play either tackle or guard position . . . two-time Academic All-Big Ten honoree.

2019 SEASON (JUNIOR): Has started all seven games at left guard . . . has played 410 snaps, second most among offensive linemen . . . was starting left guard at Wisconsin and played 29 snaps . . . started at left guard in game at Ohio State and played all 68 snaps . . . started Indiana game at left guard and played 63 snaps . . . named Spartan Offensive Lineman of the Week for his performance at Northwestern . . . started Arizona State game at left guard . . . was starting left guard in Western Michigan contest and played 53 snaps . . . started at left guard and played 72 snaps vs. Tulsa in season opener.



MATT CARRICK
MINERVA, OH
PERRY HS
6-4 | 332 | 1L
56 SO | OG



CAREER NOTES: Third-year player has played in 18 career games with seven starts, all coming this season.

2019 SEASON (SOPHOMORE): Has started all seven games at right guard . . . has played a total of 387 snaps . . . was starting right guard at Wisconsin and played all 51 snaps . . . started game at Ohio State at right guard and played all 68 snaps . . . started at right guard in Indiana game and played 57 snaps . . . was starting right guard at Northwestern and played 68 snaps . . . started Arizona State game and played 64 snaps . . . started against Western Michigan and played 41 snaps . . . drew his first career start in the season opener vs. Tulsa, playing 38 snaps at right guard.

2019 SPARTAN FOOTBALL GAME NOTES



- LOU GROZA AWARD WATCH LIST
- 2018 FIRST-TEAM ALL-BIG TEN (MEDIA)

CAREER NOTES: Two-year letterwinner already ranks among MSU's all-time leaders in field-goal percentage (fourth at 75.9, 44-of-58), PAT percentage (tied for first at 100.0, 81-of-81), field goals (10th with 43) and PATs (10th with 81) . . . also tied for ninth in career field goals attempted (58), tied for 10th in career PAT attempts (81) and 13th in career total points scored (219), becoming 17th player in program history to top the 200 career points plateau . . . set a school record with 18 straight field goals (Nov. 4, 2017 to Oct. 27, 2018), which was also tied for the fourth-longest streak in Big Ten history . . . preseason first-team All-Big Ten choice by Athlon Sports, CollegeFootballNews.com and Phil Steele . . . named to the Lou Groza Award Watch List . . . has earned Big Ten Special Teams Player of the Week honors twice in his career (vs. Penn State in 2017, vs. Indiana in 2018) . . . has 13 career games with at least two field goals made, including two games this season . . . has 11 career field goals of 40+ yards . . . two-time Academic All-Big Ten honoree . . . his father, Mark, is an Air Force veteran and now a pilot; he flew the team's charter plane to Phoenix, Arizona, for the 2018 Arizona State game.

2019 SEASON (JUNIOR): Is perfect 18-of-18 on PATs, along with 11-of-17 on field goals this season, for 51 total points . . . has made multi-FGs in three of the seven games, including two games with three or more field goals . . . has posted double-digit points in three of the six games, including 14 or more points in two games . . . second in the B1G and tied for 19th in FBS in field goals made (11), as well as second in the league and tied for fifth in the nation in field goal attempts (17) . . . also ranks second in the conference and tied for 10th in the country with 1.8 field goals per game . . . ranks fourth in B1G and 37th in FBS in overall scoring (8.5 ppg) . . . made lone PAT and was 1-for-2 on FG attempts (made 39-yarder; missed 27-yarder) at Ohio State . . . was 4-for-4 on PATs in Indiana game, as well as 2-for-3 on FG attempts (missed 43-yarder, made 44-yarder, made 21-yarder), with the 21-yarder coming with :05 on the clock to seal the victory for MSU for his second career game-winning FG, and also kicked off first two times of career, with one touchback . . . was 4-for-4 on PATs and 1-of-2 on FG attempts (missed 40-yarder; made 26-yarder) in windy conditions at Northwestern . . . made lone PAT against Arizona State . . . tied career-high going 6-of-6 on PATs, adding 3-for-3 on field goals, against Western Michigan, including longest of the night coming on a 38-yarder as time expired in first half, to be named the Spartan Special Teams Player of the Week . . . named one of the Lou Groza Three Stars of the Week after starting the season in smashing fashion with career-high tying four field goals as part of 14 total points, going 4-of-4 on field goals and 2-of-2 on PATs vs. Tulsa, earning MSU Special Units Player of the Week team award . . . three of the four field goals were 40+ yards, including 47-yarder in the second quarter that was third-longest of career.

COGLIN'S CAREER HIGHS

Extra Points Made 6, twice (last vs. Western Michigan, 9/7/19)
Extra Points Att..... 6, twice (last vs. Western Michigan, 9/7/19)
Field Goals Made..... 4, twice (last vs. Tulsa, 8/30/19)
Field Goals Att 4, four times (last vs. Tulsa, 8/30/19)
Field Goal 49, vs. Utah State (8/31/18)
Points..... 16, vs. Rutgers (11/27/17)
Game-Winning FG 34, vs. Penn State (11/4/17), 0:00
 21, vs. Indiana (9/28/19), 0:05

COGLIN'S STATISTICS

SCORING	PAT (Pct.)	FG (Pct.)	TD	PTS	LG
2017	38-38 (1.000)	15-19 (.789)	0	83	46
2018	25-25 (1.000)	18-22 (.818)	1	85	49
2019	18-18 (1.000)	11-17 (.648)	0	51	47
Career	81-81 (1.000)	44-58 (.759)	1	219	49

FGBREAKDOWN	-20	20-29	30-39	40-49	50+	Long	Total
2017	0-0	5-5	6-7	4-6	0-1	46	15-19
2018	0-0	5-5	9-10	4-5	0-2	49	18-22
2019	0-0	4-5	3-4	4-8	0-0	47	11-17
Career	0-0	14-15	18-21	12-19	0-3	49	44-58

KICKOFFS	G	NO.	YDS.	AVG.	TB
2019	6	2	108	54.0	1

COGLIN'S GAME-BY-GAME STATISTICS

2017					
OPPONENT	PATs	FGs	LG	PTS	
Bowling Green	5-5	0-0	--	5	
Western Michigan	4-4	0-0	--	4	
Notre Dame	1-1	1-1	40	4	
Iowa	2-2	1-2	38	5	
Michigan	2-2	0-0	--	2	
Minnesota	3-3	3-4	42	12	
Indiana	2-2	1-1	23	5	
Northwestern	4-4	1-3	46	7	
Penn State	3-3	2-2	34	9	
Ohio State	0-0	1-1	37	3	
Maryland	2-2	1-1	27	5	
Rutgers	4-4	4-4	46	16	
Washington State	6-6	0-0	--	6	
Totals	38-38	15-19	46	83	

2018					
OPPONENT	TD	PATs	FGs	LG	PTS
Utah State	0	3-3	3-3	49	12
Arizona State	0	1-1	2-2	37	7
Indiana	1	5-5	0-0	--	11
Central Michigan	0	4-4	1-1	33	7
Northwestern	0	1-1	2-2	27	7
Penn State	0	3-3	0-0	--	3
Michigan	0	1-1	0-0	--	1
Purdue	0	2-2	3-4	48	11
Maryland	0	3-3	1-1	33	6
Ohio State	0	0-0	2-3	44	6
Nebraska	0	0-0	2-3	34	6
Rutgers	0	2-2	0-0	--	2
Oregon	0	0-0	2-3	34	6
Totals	1	25-25	18-22	49	85

2019					
OPPONENT	TD	PATs	FGs	LG	PTS
Tulsa	0	2-2	4-4	47	14
Western Michigan	0	6-6	3-3	39	15
Arizona State	0	1-1	0-3	--	1
Northwestern	0	4-4	1-2	26	7
Indiana	0	4-4	2-3	44	10
Ohio State	0	1-1	1-2	39	4
Wisconsin		-DNP-			
Totals	0	18-18	11-17	47	47



2019 SPARTAN FOOTBALL GAME NOTES



ELIJAH COLLINS

DETROIT, MI
UNIVERSITY OF DETROIT JESUIT HS

6-0 | 217 | RS

24 **FR | RB**



CAREER NOTES: Second-year player has seen action in 10 career games, playing three contests last season while preserving his redshirt season . . . earned the starting running back job after bursting onto scene with 192 yards against Western Michigan in first career start on Sept. 7.

2019 SEASON (REDSHIRT FRESHMAN: Eighth in Big Ten and tied for 81st in FBS in rushing (70.3 ypg), while ranking second in the conference and eighth in the country for freshman running backs . . . ranked 15th in B1G in yards per carry (5.29) . . . also eighth in B1G and tied for 70th in FBS in carries per game (14.0) . . . has 492 yards on 98 carries (5.0 ypc/70.3 ypg) with three TDs on the season, while averaging 91.8 ypg in six starts (last six games; 475 yards on 90 carries, 5.3 ypc) . . . team-leading 26 of 98 rushes (.265) have resulted in a first down or touchdown (24 first downs/3 TD), while owning not only MSU's longest offensive play (58-yard rush), but also four of MSU's five longest rushes (58, 29, 24, 23) and four of MSU's six rushes of 20+ yards . . . had eight carries for 16 yards at Wisconsin . . . posted 12 rushes for 63 yards, with a long of 23 yards, against Ohio State, adding one catch . . . had 17 carries for 56 yards against Indiana, including a 4-yard TD rush for MSU's first score of the day, and also had one catch for season-long 16 yards . . . rushed 17 times for 76 yards at Northwestern, including a 5-yard scoring scamper for MSU's first TD of the game, adding one catch for a then-season-long 9 yards . . . started Arizona State game and registered career-high 19 carries for 72 yards with first TD as a Spartan, a 9-yard TD in fourth quarter, adding one catch for 2 yards . . . named to the Pro Football Focus Big Ten Team of the Week after posting career-high 192 yards on just 17 carries (11.3 ypc) against Western Michigan, highlighted by 58-yard scamper on MSU's first possession of second half that set up Spartan TD and 34-7 lead . . . the 192 rushing yards are the most in a game in the B1G this season and seventh-most in FBS this season . . . added one catch for 7 yards, for first catch of career . . . the 192 rushing yards were the most by a freshman starting running back in school history and the second-most overall by a Spartan freshman running back in a single game (Javon Ringer had 194 yards at Illinois in 2005) . . . recorded eight carries for 17 yards with a long of 9 yards in season opener vs. Tulsa.

COLLINS' CAREER HIGHS

- Rushing Attempts:** 19, vs. Arizona State (9/14/19)
- Rushing Yards:** 192, vs. Western Michigan (9/7/19)
- Rushing TDs:** 1, three times (last vs. Indiana, 9/28/19)

COLLINS' STATISTICS

RUSHING	G/GS	ATT	YDS.	AVG.	TD	LG	YPG
2018	3/0	2	8	4.0	0	4	2.7
2019	7/6	98	492	5.0	3	58	70.3
Career	10/6	100	500	5.0	3	58	50.0

RECEIVING	REC.	YDS.	AVG.	TD	LG	YPG
2018	0	0	0.0	0	0	0.0
2019	5	36	7.2	0	16	6.0
Career	5	36	7.2	0	16	4.0

COLLINS' GAME-BY-GAME STATISTICS

2019

RUSHING	ATT	YDS	TD	LG
Tulsa	8	17	0	9
Western Michigan	17	192	0	58
Arizona State	19	72	1	16
Northwestern	17	76	1	13
Indiana	17	56	1	19
Ohio State	12	63	0	23
Wisconsin	8	16	0	6
Totals	98	492	3	58

2019

RECEIVING	NO.	YDS	TD	LG
Tulsa	0	0	0	0
Western Michigan	1	7	0	7
Arizona State	1	2	0	2
Northwestern	1	9	0	9
Indiana	1	16	0	16
Ohio State	1	2	0	2
Wisconsin	0	0	0	0
Totals	5	36	0	16

2019 SPARTAN FOOTBALL GAME NOTES



CAREER NOTES: Third-year player and two-year letterwinner has 27 catches for 274 yards with two TDs in 29 career games, including seven starting assignments . . . has seven career games with multiple receptions.

2019 SEASON (JUNIOR): Has 11 receptions for 96 yards and one touchdown in six games, including four starts . . . five of 11 (.455) catches have gone for either first down or touchdown . . . started game at Wisconsin, but didn't log a catch . . . started at Ohio State and had one catch for 9 yards . . . returned to action against Indiana, snaring one catch for 7 yards . . . did not play at Northwestern due to injury . . . tied career-high with four catches in Arizona State game, totaling 42 yards, with three going for first down, including season-long 20-yard play . . . snared first TD reception of season on 2-yard toss from Brian Lewerke on MSU's opening drive of Western Michigan game, adding a 14-yard catch for a first down in second quarter on MSU TD drive . . . drew start in season opener vs. Tulsa and snared three receptions for 22 yards.

DOTSON'S CAREER HIGHS

Receptions: 4, twice (last vs. Arizona State, 9/14/19)

Receiving Yards: 48, vs. Purdue (10/27/18)

Receiving TDs: 1, twice (last vs. Western Michigan, 9/7/19)

DOTSON'S STATISTICS

RECEIVING	G/GS	REC.	YDS.	AVG.	TD	LG	YPG
2017	10/1	2	19	9.5	0	12	1.9
2018	13/2	14	159	11.0	1	21	12.2
2019	6/4	11	96	8.7	1	20	16.0
Career	29/7	27	274	10.1	2	21	9.4

DOTSON'S GAME-BY-GAME STATISTICS

2018

RECEIVING	NO.	YDS	TD	LG
Utah State	0	0	0	0
Arizona State	0	0	0	0
Indiana	1	11	1	11
Central Michigan	0	0	0	0
Northwestern	2	18	0	9
Penn State	2	23	0	18
Michigan	0	0	0	0
Purdue	4	48	0	21
Maryland	1	8	0	8
Ohio State	1	12	0	12
Nebraska	0	0	0	0
Rutgers	1	12	0	12
Oregon	2	27	0	17
Totals	14	159	0	21

2019

RECEIVING	NO.	YDS	TD	LG
Tulsa	3	22	0	10
Western Michigan	2	16	1	14
Arizona State	4	42	0	20
Northwestern	-DNP-INJURED-			
Indiana	1	7	0	7
Ohio State	1	9	0	9
Wisconsin	0	0	0	0
Totals	11	96	1	20



2019 SPARTAN FOOTBALL GAME NOTES



DAVID DOWELL

NORTH RIDGEVILLE, OH
ST. EDWARD HS

6-1 | 209 | 3L

6

SR | S



CAREER NOTES: Fifth-year senior and three-year letterwinner has played in 43 career games with 30 consecutive starts at safety . . . ranks third for career games played and fourth for consecutive starts among active players . . . three-year starting safety . . . rated the No. 2 senior safety in the 2020 NFL Draft by Gil Brandt of NFL.com . . . preseason All-Big Ten selection by Phil Steele (second team) and Athlon Sports (third team) . . . member of the team's Eagles leadership council . . . third among active Spartans with 152 career tackles, also ranking third among active players with 88 solos, and fourth with 64 assists . . . also has 0.5 TFL, with seven interceptions, seven pass break-ups, two fumble recoveries and one forced fumble in 43 games, drawing 30 career starts . . . has 108 interception return yards, needing just 16 more to break into MSU's top 20 career list . . . two-time All-Big Ten selection (media first team in 2017, coaches third team in 2018) . . . two-time Academic All-Big Ten honoree . . . his twin brother, Andrew, was a four-year letterwinner (2015-18) and three-year starting linebacker for the Spartans . . . his younger brother, Michael, is a redshirt freshman safety for the Spartans . . . earned his bachelor's degree in advertising management in December 2018 . . . currently pursuing a master's degree in kinesiology.

2019 SEASON (SENIOR): Has 31 tackles with 0.5 TFL, along with one pass break-up in starting all seven games . . . ranks second among defensive backs and eighth overall on defense with 48 production points . . . registered six stops at Wisconsin, his second-highest outing of the season and third game with five or more tackles . . . notched three tackles at Ohio State . . . recorded season-high eight tackles in Indiana game, including tying career-high with six solo stops, ending with a season-high 13 production points . . . logged four tackles at Northwestern . . . tallied three tackles against Arizona State . . . started Western Michigan game and registered then-season-high five stops with first tackle for loss, adding one pass break-up . . . started season opener vs. Tulsa, tallying two tackles.

D. DOWELL'S CAREER HIGHS

Tackles: 9, vs. Ohio State (11/11/17)

Interceptions: 2, twice (last vs. Penn State, 11/4/17)

Pass Break-Ups: 2, vs. Bowling Green (9/2/17)

Forced Fumble: 1, vs. Nebraska (11/17/18)

Fumble Recovery: 1, twice (last vs. Michigan, 10/7/17)

D. DOWELL'S STATISTICS

	G/GS	UT	AT	TM	TFL	SACKS	INT	PBU	FR	FF
2016	10/0	4	6	10	0-0	0-0	0-0	0	1-0	0
2017	13/10	32	20	52	0-0	0-0	5-78	4	1-0	0
2018	13/13	29	30	59	0-0	0-0	2-30	2	0-0	1
2019	7/7	23	8	31	0.5-1	0-0	0-0	1	0-0	0
Career	43/30	88	64	152	0.5-1	0-0	7-108	7	2-0	1

D. DOWELL'S GAME-BY-GAME STATISTICS

2017

DEFENSE	UT	AT	TM	TFL	SACKS	INT	PBU	FR	FF
Bowling Green	1	1	2	0-0	0-0	0-0	2	0	0
Western Michigan	0	1	1	0-0	0-0	0-0	0	0	0
Notre Dame	0	1	1	0-0	0-0	0-0	0	0	0
Iowa	1	1	2	0-0	0-0	0-0	0	0	0
Michigan	4	3	7	0-0	0-0	2-35	1	1-0	0
Minnesota	5	2	7	0-0	0-0	0-0	0	0	0
Indiana	0	2	2	0-0	0-0	0-0	0	0	0
Northwestern	6	1	7	0-0	0-0	0-0	1	0	0
Penn State	2	2	4	0-0	0-0	2-28	0	0	0
Ohio State	5	4	9	0-0	0-0	1-15	0	0	0
Maryland	4	2	6	0-0	0-0	0-0	0	0	0
Rutgers	1	0	1	0-0	0-0	0-0	0	0	0
Washington State	3	0	3	0-0	0-0	0-0	0	0	0
Totals	32	20	52	0-0	0-0	5-78	4	1-0	0

2018

DEFENSE	UT	AT	TM	TFL	SACKS	INT	PBU	FR	FF
Utah State	0	6	6	0-0	0-0	0-0	0	0	0
Arizona State	3	1	4	0-0	0-0	0-0	0	0	0
Indiana	5	2	7	0-0	0-0	0-0	0	0	0
Central Michigan	1	0	1	0-0	0-0	1-30	1	0	0
Northwestern	2	4	6	0-0	0-0	0-0	0	0	0
Penn State	4	0	4	0-0	0-0	0-0	0	0	0
Michigan	4	4	8	0-0	0-0	0-0	0	0	0
Purdue	0	6	6	0-0	0-0	1-0	0	0	0
Maryland	1	0	1	0-0	0-0	0-0	0	0	0
Ohio State	2	3	5	0-0	0-0	0-0	1	0	0
Nebraska	3	1	4	0-0	0-0	0-0	0	0	1
Rutgers	1	2	3	0-0	0-0	0-0	0	0	0
Oregon	3	1	4	0-0	0-0	0-0	0	0	0
Totals	29	30	59	0-0	0-0	2-30	2	0	1

2019

DEFENSE	UT	AT	TM	TFL	SACKS	INT	PBU	FR	FF
Tulsa	0	2	2	0-0	0-0	0-0	0	0-0	0
Western Michigan	4	1	5	0.5-1	0-0	0-0	1	0-0	0
Arizona State	2	1	3	0-0	0-0	0-0	0	0-0	0
Northwestern	3	1	4	0-0	0-0	0-0	0	0-0	0
Indiana	6	2	8	0-0	0-0	0-0	0	0-0	0
Ohio State	2	1	3	0-0	0-0	0-0	0	0-0	0
Wisconsin	6	0	6	0-0	0-0	0-0	0	0-0	0
Totals	23	8	31	0.5-1	0-0	0-0	1	0-0	0

2019 SPARTAN FOOTBALL GAME NOTES




MICHAEL DOWELL
NORTH RIDGEVILLE, OH
ST. EDWARD HS
6-1 | 215 | RS
7 FR | S



KALON GERVIN
DETROIT, MI
CASS TECHNICAL HS
5-11 | 186 | RS
18 FR | CB

CAREER NOTES: Second-year player will compete for playing time at safety and will see action on special teams . . . younger brother of current Spartan senior safety David Dowell . . . his other older brother, Andrew, was a four-year letterwinner (2015-18) and three-year starting linebacker for the Spartans.

2018 SEASON (REDSHIRT FRESHMAN): Has played a total of 62 snaps in playing all seven games on the season . . . also plays on special teams . . . has eight total tackles on the season, including three on kickoffs . . . tallied two tackles in game at Ohio State . . . recovered a fumble in the end zone of the Indiana game for not only the first TD of his Spartan career, but also the first Dowell brother to score a TD, topping his twin brothers, Andrew and David . . . posted pair of tackles on kickoffs and also recovered a fumble in the end zone on final play of Indiana game on a botched trick play by the Hoosiers for first career TD, tallying career-high 13 production points . . . registered one tackle in Western Michigan game and played six snaps . . . made Spartan debut in season opener vs. Tulsa, tallying three tackles.

M. DOWELL'S CAREER HIGHS

Tackles: 3, vs. Tulsa (8/30/19)

Fumble Recovery: 1, vs. Indiana (9/28/19)

Touchdowns: 1, vs. Indiana (9/28/19)

M. DOWELL'S STATISTICS

	G/GS	UT	AT	TM	TFL	SACKS	INT	PBU	FR	FF
2019	7/0	4	4	8	0-0	0-0	0-0	0	1-0	0

M. DOWELL'S GAME-BY-GAME STATISTICS

2019	DEFENSE	UT	AT	TM	TFL	SACKS	INT	PBU	FR	FF
Tulsa		1	2	3	0-0	0-0	0-0	0	0-0	0
Western Michigan		1	0	1	0-0	0-0	0-0	0	0-0	0
Arizona State		0	0	0	0-0	0-0	0-0	0	0-0	0
Northwestern		0	0	0	0-0	0-0	0-0	0	0-0	0
Indiana		2	0	2	0-0	0-0	0-0	0	1-0	0
Ohio State		1	1	2	0-0	0-0	0-0	0	0-0	0
Wisconsin		0	0	0	0-0	0-0	0-0	0	0-0	0
Totals		4	4	8	0-0	0-0	0-0	0	1-0	0

CAREER NOTES: Second-year player will compete for time in the playing rotation at cornerback.

2019 SEASON (REDSHIRT FRESHMAN): Has played in six games, making one start . . . also plays on special teams . . . has played 135 snaps . . . has posted six tackles, with two coming on special teams . . . drew first career start at Ohio State, posting one solo stop . . . tallied one tackle against Indiana . . . logged career-high three tackles in Western Michigan game . . . recorded first tackle as a Spartan in season-opener vs. Tulsa.

GERVIN'S CAREER HIGHS

Tackles: 3, vs. Western Michigan (9/7/19)

GERVIN'S STATISTICS

	G/GS	UT	AT	TM	TFL	SACKS	INT	PBU	FR	FF
2018	2/0	0	0	0	0-0	0-0	0-0	0	0-0	0
2019	6/1	4	2	6	0-0	0-0	0-0	0	0-0	0
Career	8/1	4	2	6	0-0	0-0	0-0	0	0-0	0

GERVIN'S GAME-BY-GAME STATISTICS

2019	DEFENSE	UT	AT	TM	TFL	SACKS	INT	PBU	FR	FF
Tulsa		0	1	1	0-0	0-0	0-0	0	0-0	0
Western Michigan		2	1	3	0-0	0-0	0-0	0	0-0	0
Arizona State		0	0	0	0-0	0-0	0-0	0	0-0	0
Northwestern		0	0	0	0-0	0-0	0-0	0	0-0	0
Indiana		1	0	1	0-0	0-0	0-0	0	0-0	0
Ohio State		1	0	1	0-0	0-0	0-0	0	0-0	0
Wisconsin						-DNP-				
Totals		4	2	6	0-0	0-0	0-0	0	0-0	0



2019 SPARTAN FOOTBALL GAME NOTES



**TRENTON
GILLISON**

PICKERINGTON, OH
PICKERINGTON CENTRAL HS

6-4 | 249 | RS

88

FR | TE



CAREER NOTES: Second-year player will compete for playing time at tight end . . . has played in eight career games . . . played in two games as a true freshman in 2018 to preserve his redshirt season.

2019 SEASON (REDSHIRT FRESHMAN): Has played in six games with two starts . . . has played 102 snaps . . . has four catches for 46 yards . . . two of four receptions have gone for first downs, with both coming at Ohio State . . . had career outing with three catches for 34 yards at Ohio State, near hometown, with a long of 19 yards, with two going for first downs . . . had first catch of MSU career in Indiana game with a 12-yard reception . . . started both Arizona State and Northwestern games.

GILLISON'S CAREER HIGHS

Receptions: 3, vs. Ohio State (10/5/19)

Receiving Yards: 34, vs. Ohio State (10/5/19)


GILLISON'S STATISTICS

RECEIVING	G/GS	REC.	YDS.	AVG.	TD	LG	YPG
2018	2/0	0	0	0	0	0	0.0
2019	6/2	4	46	11.5	0	19	7.7
Career	8/2	4	46	11.5	0	19	5.8

GILLISON'S GAME-BY-GAME STATISTICS

2019

RECEIVING	NO.	YDS	TD	LG
Tulsa	0	0	0	0
Western Michigan	0	0	0	0
Arizona State	0	0	0	0
Northwestern	0	0	0	0
Indiana	1	12	0	12
Ohio State	3	34	0	19
Wisconsin		-DNP-		
Totals	4	46	0	19



**COLE
HAHN**

WEST DES MOINES, IA
VALLEY HS

5-10 | 198 | 1L

98

SO | K



CAREER NOTES: Third-year kicker is one of the team's kickoff specialists . . . has 81 career kickoffs for a 58.5 yards per kickoff career average . . . 29 of his 81 kickoffs have gone for touchbacks (35.8 percent) . . . was a high school teammate of sophomore quarterback Rocky Lombardi at Valley High School.

2019 SEASON (SOPHOMORE): Has 22 kickoffs for a 56.2 ypk average and has notched five touchbacks on the season . . . tallied one kickoff for 61 yards at Wisconsin . . . posted three kickoffs for a 48.3 ypk average with one touchback at Ohio State . . . registered five kickoffs for a 59.0 ypk average with one touchback in Indiana game . . . booted six kickoffs for a 57.0 ypk average with three touchbacks at Northwestern . . . tallied seven kickoffs for a 56.1 ypk average with one touchback in season opener vs. Tulsa.

HAHN'S STATISTICS

KICKOFFS	G	NO.	YDS.	AVG.	TB
2018	13	59	3502	59.4	24
2019	5	22	1236	56.2	5
Career	18	81	4738	58.5	29

2019 SPARTAN FOOTBALL GAME NOTES




JAKE HARTBARGER

WATERVILLE, OH
ANTHONY WAYNE HS

6-4 | 194 | 3L

25 **SR | P**



• RAY GUY AWARD CANDIDATE

CAREER NOTES: Ray Guy Award candidate received a sixth year of eligibility from the NCAA for the 2019 season . . . entered 2018 in his fourth year as the starting punter, but suffered a lower leg injury in the fourth quarter at Arizona State on Sept. 8 and missed the rest of the season . . . ranks second among FBS active punters with 48 career games played, trailing only Colorado's Alex Kinney (50 games), while ranking No. 19 in FBS among active punters for average (42.8 ypp), tied for No. 7 in punts (222) and No. 6 in total yards (9,507) . . . ranks sixth on MSU's career average yards per punt list (42.82 ypp) . . . also ranks sixth in MSU history in punting yards (9,507), becoming just the 10th MSU punter to amass the 8,000 career punting yards plateau, and just the eighth Spartan punter to reach the 9,000 career punting yards milestone . . . also ranks seventh on MSU career punt attempts list (222), the ninth punter in program history to reach 200 career punts . . . has 53 punts of 50-plus yards . . . has placed 84 of 222 career punts (.378) inside the 20 and 44 inside the 10 (.198) . . . has nine punts of 60+ yards for career, including four this season highlighted by three-straight games (60 vs. Nebraska, 11/7/15; 61 vs. Iowa, 12/5/15; 61 vs. Northwestern, 10/15/16; 62 vs. Indiana, 10/21/17; career-long 74 vs. Arizona State, 9/8/18; 61 vs. Tulsa, 8/30/19, 60 vs. Indiana, 9/28/19, 60 vs. Ohio State, 10/5/19 and 61 vs. Wisconsin, 10/12/19) . . . four-time Academic All-Big Ten selection . . . was one of 10 Spartans to help volunteer with the Hurricane Harvey relief efforts during the bye weekend (Sept. 15-17, 2017) in Houston and was Michigan State's 2017 nominee for the Wuerffel Trophy . . . graduated with his bachelor's degree in hospitality business in 2018 and is currently pursuing a master's degree in marketing research.

2019 SEASON (SENIOR): Named to Ray Guy Award Watch List . . . returned to action from 2018 injury and has 36 punts for a 46.5 ypp average with a long of 61 yards, with a B1G-leading 15 of 50+ yards, pinning 13 inside the 20 and seven of them inside the 10 . . . opponents have average field position of 22.7-yard line following his punts . . . leads the Big Ten and ranks ninth in the FBS in punting (46.5 ypp) . . . also tops the league in punts of 50+ yards (15), while ranking fifth with punts inside the 20 (13) . . . has one punt of 60+ yards in four games, including in three-straight contests (61 vs. Tulsa, 8/30/19, 60 vs. Indiana, 9/28/19, 60 vs. Ohio State, 10/5/19 and 61 vs. Wisconsin, 10/12/19) . . . punted nine times, which is a season-high and tied second-most of career, for 43.1 ypp average at Wisconsin, with a season-long tying 61 yards, one of three of 50+, also tying season-best, and pinning one inside the 10 . . . named to the Ray Guy Award's Ray's 8 for week 5 by Augusta Sports Council after he punted season-high seven times for a 46.9 ypp average at Ohio State, with season-high four inside the 20 and one inside the 10, booming a 60-yarder, one of two of 50+ yards . . . averaged a career-long 54.2 yards per punt (four punts for 217 yards) against Indiana, booming a 60-yarder in the second quarter as one of three of 50+ yards, and placed two inside the 20 . . . punted six times for a 47.0 ypp average at Northwestern with three of 50+ yards, led by a long of 55-yards, as well as two inside the 20, with one inside the 10 . . . posted four punts for a 45.0 ypp average against Arizona State with two of 50+, including a 55-yarder, pinning two inside the 20 with one inside the 10, ending night with a -3 net punt return against for the game . . . punted a career-low tying once in Western Michigan and not until just over six minutes left in game, hitting a 42-yarder that was muffed and fumbled by the WMU returner, and MSU recovered at WMU 24, setting up last TD of night . . . returned to action from injury in booming fashion in season opener vs. Tulsa, drilling a 61-yarder and a 57-yarder as part of five punts for 47.4 ypp average with two of 50+ and two inside the 20, both inside the 10.

HARTBARGER'S CAREER HIGHS

- Punts:** 11, vs. Michigan (10/7/17)
- Punting Yards:** 430, vs. Michigan (10/7/17)
- Punting Avg. (Min. 4):** 54.2, vs. Indiana (9/28/19)
- Punts Inside 20:** 5, vs. Iowa (9/30/17)
- Punts Inside 10:** 4, vs. Iowa (9/30/17)
- Longest Punt:** 74, vs. Arizona State (9/8/18)

HARTBARGER'S STATISTICS

PUNTING	G	NO.	YDS.	AVG.	LG	I20	I10	50+
2015	14	57	2434	42.7	61	21	10	17
2016	12	54	2211	40.9	61	20	11	7
2017	13	69	2895	42.0	62	28	15	12
2018	2	6	293	48.4	74	2	1	2
2019	7	36	1674	47.5	61	13	7	15
Career	48	222	9507	42.8	74	84	44	53

HARTBARGER'S GAME-BY-GAME STATISTICS

2015

PUNTING	NO.	YDS	AVG	LG	I20	I10	50+
Western Michigan	4	189	47.2	55	2	1	2
Oregon	5	257	51.4	55	1	0	4
Air Force	3	133	44.3	52	1	1	2
Central Michigan	3	119	39.7	46	2	1	0
Purdue	5	207	41.4	52	2	1	1
Rutgers	2	35	17.5	24	0	0	0
Michigan	1	33	33.0	33	0	0	0
Indiana	4	170	42.5	56	1	1	1
Nebraska	3	135	45.0	60	1	1	1
Maryland	7	297	42.4	56	4	2	2
Ohio State	5	202	40.4	51	3	1	1
Penn State	2	83	41.5	44	1	0	0
Iowa	4	163	40.8	61	2	0	1
Alabama	9	411	45.7	54	1	1	1
Totals	57	2434	42.7	61	21	10	17

2016

PUNTING	NO.	YDS	AVG	LG	I20	I10	50+
Furman	3	134	44.7	58	3	2	1
Notre Dame	7	266	38.0	42	2	2	0
Wisconsin	3	153	51.0	57	1	0	2
Indiana	5	197	39.4	59	1	1	1
BYU	5	189	37.8	42	0	0	0
Northwestern	5	231	46.2	61	3	2	1
Maryland	4	131	32.8	46	4	1	0
Michigan	1	49	49.0	49	0	0	0
Illinois	4	146	36.5	44	2	2	0
Rutgers	5	199	39.8	48	1	0	0
Ohio State	7	284	40.6	53	2	1	1
Penn State	5	232	46.4	58	1	0	1
Totals	54	2211	40.9	61	20	11	7

2017

PUNTING	NO.	YDS	AVG	LG	I20	I10	50+
Bowling Green	6	294	49.0	57	3	1	3
Western Michigan	6	232	38.7	47	2	2	0
Notre Dame	3	147	49.0	57	0	2	1
Iowa	5	193	38.6	50	5	4	1
Michigan	11	430	39.1	49	3	0	0
Minnesota	2	72	36.0	48	1	0	0
Indiana	8	370	46.2	62	3	2	2
Northwestern	4	167	41.8	47	2	1	0
Penn State	6	232	38.7	47	2	2	0
Ohio State	8	364	45.5	58	3	0	2
Maryland	7	261	37.3	54	3	1	1
Rutgers	1	52	52.0	52	0	0	1
Washington State	2	81	40.5	52	1	0	1
Totals	69	2895	42.0	62	28	15	12

2018

PUNTING	NO.	YDS	AVG	LG	I20	I10	50+
Utah State	2	79	39.5	49	0	0	0
Arizona State	4	214	53.5	74	2	1	2
Totals	6	293	48.8	74	2	1	2

2019

PUNTING	NO.	YDS	AVG	LG	I20	I10	50+
Tulsa	5	237	47.4	61	2	2	2
Western Michigan	1	42	42.0	42	0	0	0
Arizona State	4	180	45.0	55	2	1	2
Northwestern	6	282	47.0	55	2	1	3
Indiana	4	217	54.2	60	2	1	3
Ohio State	7	328	46.9	60	4	1	2
Wisconsin	9	388	43.1	61	1	1	3
Totals	36	1674	46.5	61	13	7	15



2019 SPARTAN FOOTBALL GAME NOTES



NOAH HARVEY
HARTLAND, WI
ARROWHEAD HS
6-3 | 229 | 1L
45 SO | LB

CAREER NOTES: Third-year player adds depth at linebacker and will play on special teams.

2019 SEASON (SOPHOMORE): Has six tackles, with five coming on special teams, which is second on the team on special teams, adding two pass break-ups and one QB hurry . . . has played 49 snaps on defense . . . tallied two tackles, with one on a punt, at Wisconsin . . . logged one QB hurry in Indiana game . . . notched one tackle at Northwestern, logging tackle on kickoff coverage after MSU TD in the fourth quarter . . . tallied pass break-up against Arizona State . . . posted one stop in Western Michigan game and played 16 snaps at middle linebacker . . . tallied two tackles in season opener vs. Tulsa, both on special teams.

HARVEY'S CAREER HIGHS


Tackles: 3, vs. Tulsa (8/30/19)

HARVEY'S STATISTICS

	G/GS	UT	AT	TM	TFL	SACKS	INT	PBU	FR	FF
2019	7/0	3	3	6	0-0	0-0	0-0	1	0-0	0

HARVEY'S GAME-BY-GAME STATISTICS

2019	DEFENSE	UT	AT	TM	TFL	SACKS	INT	PBU	FR	FF
Tulsa		0	2	2	0-0	0-0	0-0	0	0-0	0
Western Michigan		1	0	1	0-0	0-0	0-0	1	0-0	0
Arizona State		0	0	0	0-0	0-0	0-0	1	0-0	0
Northwestern		1	0	1	0-0	0-0	0-0	0	0-0	0
Indiana		0	0	0	0-0	0-0	0-0	0	0-0	0
Ohio State		0	0	0	0-0	0-0	0-0	0	0-0	0
Wisconsin		1	1	2	0-0	0-0	0-0	0	0-0	0
Totals		3	3	6	0-0	0-0	0-0	2	0-0	0



C.J. HAYES
BOWLING GREEN, KY
SOUTH WARREN HS
6-1 | 206 | 1L
4 SO | WR

CAREER NOTES: Third-year player will see playing time at wide receiver . . . his father, Carl, is a retired Army sergeant war veteran who served two tours in Iraq and Afghanistan . . . has 13 catches for 130 yards (10.0 ypc) in 15 career games.

2019 SEASON (SOPHOMORE): Has played in all seven games, with two starts, tallying 12 catches for 117 yards (9.8 ypc) . . . seven of 12 receptions have gone for first down . . . has played 297 snaps this season . . . snared two receptions for 11 yards at Wisconsin, with one good for a first down . . . had two catches for 17 yards at Ohio State, including a 16-yarder on third-down getting first down to keep MSU drive alive, that resulted in field goal . . . tied career-high with three receptions in Indiana game, going for 38 yards, with a long of 20 yards, with all three receptions going for first downs, including two on third-down, along with all three coming on MSU scoring drives with one TD and two FGs . . . had one reception at Northwestern for 18 yards . . . made first start of career by starting Western Michigan game, snaring career-high three catches for 31 yards, including career-long of 22-yards that came on third-and-4 in the first quarter, keeping drive alive that resulted in a TD.

HAYES' CAREER HIGHS

Receptions: 3, twice (last vs. Indiana, 9/28/19)

Receiving Yards: 31, vs. Western Michigan (9/7/19)

HAYES' STATISTICS

	RECEIVING	G/GS	REC.	YDS.	AVG.	TD	LG	YPG
2018		8/0	1	13	13.0	0	13	1.6
2019		7/2	12	117	9.8	0	22	16.7
Career		15/2	13	130	10.0	0	22	10.0

HAYES' GAME-BY-GAME STATISTICS

2019	RECEIVING	NO.	YDS	TD	LG
Tulsa		0	0	0	0
Western Michigan		3	31	0	22
Arizona State		1	2	0	2
Northwestern		1	18	0	18
Indiana		3	38	0	20
Ohio State		2	17	0	16
Wisconsin		2	11	0	6
Totals		12	117	0	22

2019 SPARTAN FOOTBALL GAME NOTES




XAVIER HENDERSON
REYNOLDSBURG, OH
PICKERINGTON CENTRAL HS
6-1 | 203 | 1L
3 SO | S



TYLER HIGBY
HOUSTON, TX
THE KINKAID SCHOOL
6-5 | 300 | 3L
70 SR | OG

CAREER NOTES: Second-year player in first year as a starting safety . . . high school teammate of Trenton Gillison, who is a redshirt freshman tight end on the Spartans . . . has 55 tackles in 20 career games, drawing seven starts, all coming this season.

2019 SEASON (SOPHOMORE): Has started all seven games, totaling 40 stops, three pass break-ups and one interception on the season . . . ranks tied for ninth on the defense with 44 production points . . . has played 456 snaps on defense, tied for third most on the team . . . started game at Wisconsin and posted career-high eight tackles . . . started at Ohio State, near his hometown with numerous family and friends in the stands, and logged five stops and one pass break-up . . . started Indiana game at safety and made five tackles . . . was starting safety at Northwestern, tallying six stops, tallying 12 production points, second among defensive backs . . . started against Arizona State and posted career-high tying seven stops for the second game in as many outings, adding first two pass break-ups of Spartan career, ending with 17 production points, which led defensive backs corps and tied for second overall on defense . . . had career outing in Western Michigan game and was named the Spartan Defensive Player of the Week, snaring first career interception to go with career-high and team-leading seven tackles, ending with defensive unit-leading 18 production points . . . interception came in the end zone in the second quarter, thwarting a WMU drive and keeping MSU ahead, 28-7 . . . drew first start of career in season opener vs. Tulsa, tallying two tackles.

HENDERSON'S CAREER HIGHS

- Tackles:** 8, vs. Wisconsin (10/12/19)
- Pass Break-Ups:** 2, vs. Arizona State (9/14/19)
- Interception:** 1, vs. Western Michigan (9/7/19)
- Fumble Recovery:** 1, vs. Rutgers (11/24/18)

HENDERSON'S STATISTICS

	G/GS	UT	AT	TM	TFL	SACKS	INT	PBU	FR	FF
2018	13/0	9	6	15	0-0	0-0	0-0	0	0	1
2019	7/7	31	9	40	0-0	0-0	1-0	3	0-0	0
Career	20/7	40	15	55	0-0	0-0	1-0	3	0-0	1

HENDERSON'S GAME-BY-GAME STATISTICS

2019

DEFENSE	UT	AT	TM	TFL	SACKS	INT	PBU	FR	FF
Tulsa	2	0	2	0-0	0-0	0-0	0	0-0	0
Western Michigan	1	6	7	0-0	0-0	1-0	0	0-0	0
Arizona State	3	4	7	0-0	0-0	0-0	2	0-0	0
Northwestern	5	1	6	0-0	0-0	0-0	0	0-0	0
Indiana	3	2	5	0-0	0-0	0-0	0	0-0	0
Ohio State	5	0	5	0-0	0-0	0-0	1	0-0	0
Wisconsin	7	1	8	0-0	0-0	0-0	0	0-0	0
Totals	31	9	40	0-0	0-0	1-0	3	0-0	0

CAREER NOTES: Three-year letterwinner has the versatility to play any position along the offensive line . . . has played in 43 career games, with 30 career starts, including 21 at left guard (six in 2016, seven in 2017, eight in 2018), seven at left tackle (three in 2018, four in 2019) and two at center (two in 2018) . . . was one of 10 Spartans to help volunteer with the Hurricane Harvey relief efforts during the bye weekend (Sept. 15-17, 2017) in Houston . . . was one of six Spartans who shaved his head in April 2019 to help donate money for the St. Baldrick's Foundation, which benefits childhood cancer research.

2019 SEASON (SENIOR): Has played 385 snaps in all playing seven games, with four starts, all at left tackle . . . was starting left tackle at Wisconsin and played all 51 snaps . . . drew starting assignment at left tackle for game at Ohio State and played all 68 snaps . . . started Indiana game at left tackle and played 72 snaps . . . drew first start of season at Northwestern, starting at left tackle . . . saw action against Arizona State and moved out to play left tackle following an injury to Kevin Jarvis . . . saw action in Western Michigan game for 27 snaps . . . played 45 snaps, primarily at right guard, in season opener vs. Tulsa.



KEVIN JARVIS
CHICAGO, IL
MAINE SOUTH HS
6-4 | 307 | 2L
75 JR | OG

CAREER NOTES: Two-year starting right guard has made the switch to left tackle this season . . . has seen action in 25 career games, including 20 starts (17 at guard, three at tackle).

2019 SEASON (JUNIOR): Started the first three games at left tackle, but will miss time due to an injury he suffered against Arizona State . . . has played a total of 176 snaps at left tackle this season . . . drew start at left tackle against Arizona State, before suffering injury . . . played 53 snaps against Western Michigan . . . started season opener vs. Tulsa, shifting to left tackle due to injuries along the MSU offensive line; played 83 snaps against the Golden Hurricane.



2019 SPARTAN FOOTBALL GAME NOTES



NAQUAN JONES

EVANSTON, IL
EVANSTON TOWNSHIP HS

6-4 | 338 | 2L

93

JR | DT



CAREER NOTES: Third-year player and two-year letterwinner has 47 tackles, including 6.5 for losses and 2.0 sacks, in 33 career games . . . will see time in the playing rotation along the interior of the defensive line.

2019 SEASON (JUNIOR): Has played 130 snaps in playing in all seven games this season . . . recorded season-high three stops at Ohio State . . . tallied two tackles and one QB hurry in Indiana game . . . notched one tackle at Northwestern . . . tallied two tackles against Arizona State . . . saw limited action against Western Michigan . . . played 22 snaps in season opener vs. Tulsa.

JONES' CAREER HIGHS

Tackles: 6, vs. Maryland (11/3/18)

Tackle For Loss: 2, vs. Maryland (11/3/18)

Sacks: 1.0, vs. Maryland (11/3/18)

Pass Break-Ups: 1, twice (last vs. Michigan, 10/20/18)

Forced Fumble: 1, vs. Maryland (11/3/18)

JONES' STATISTICS

	G/GS	UT	AT	TM	TFL	SACKS	INT	PBU	FR	FF
2017	13/0	2	11	13	2.0-6	0-0	0-0	1	0	0
2018	13/0	12	14	26	4.5-22	2.0-11	0-0	1	0	1
2019	7/0	3	5	8	0-0	0-0	0-0	0	0	0
Career	33/0	17	30	47	6.5-28	2.0-11	0-0	2	0	1

JONES' GAME-BY-GAME STATISTICS

2018

DEFENSE	UT	AT	TM	TFL	SACKS	INT	PBU	FR	FF
Utah State	0	0	0	0-0	0-0	0-0	0	0	0
Arizona State	0	1	1	0-0	0-0	0-0	0	0	0
Indiana	2	1	3	0.5-1	0-0	0-0	0	0	0
Central Michigan	1	1	2	1.0-1	0-0	0-0	0	0	0
Northwestern	1	1	2	0-0	0-0	0-0	0	0	0
Penn State	1	0	1	0-0	0-0	0-0	0	0	0
Michigan	1	3	4	0-0	0-0	0-0	1	0	0
Purdue	0	1	1	0.5-2	0.5-2	0-0	0	0	0
Maryland	3	1	4	2.0-14	1.0-5	0-0	0	0	1
Ohio State	1	2	3	0.5-4	0.5-4	0-0	0	0	0
Nebraska	0	1	1	0-0	0-0	0-0	0	0	0
Rutgers	0	0	0	0-0	0-0	0-0	0	0	0
Oregon	0	2	2	0-0	0-0	0-0	0	0	0
Totals	12	14	26	4.5-22	2.0-11	0-0	1	0	1

2019

DEFENSE	UT	AT	TM	TFL	SACKS	INT	PBU	FR	FF
Tulsa	0	0	0	0-0	0-0	0-0	0	0	0
Western Michigan	0	0	0	0-0	0-0	0-0	0	0	0
Arizona State	0	2	2	0-0	0-0	0-0	0	0	0
Northwestern	1	0	1	0-0	0-0	0-0	0	0	0
Indiana	1	1	2	0-0	0-0	0-0	0	0	0
Ohio State	1	2	3	0-0	0-0	0-0	0	0	0
Wisconsin	0	0	0	0-0	0-0	0-0	0	0	0
Totals	3	5	8	0-0	0-0	0-0	0	0	0



CHASE KLINE

CHARDON, OH
CHARDON HS

6-4 | 235 | RS

21

FR | LB



CAREER NOTES: Second-year linebacker . . . will compete for playing time at linebacker and will see time on special teams.

2019 SEASON (REDSHIRT FRESHMAN): Has played in all seven games, posting six stops with one sack . . . ranks tied for second on the team with four tackles on special teams . . . has played 18 snaps on defense . . . logged a career-high three tackles in Indiana game . . . logged two tackles first career sack against Western Michigan . . . posted one stop in Spartan debut in season-opener vs. Tulsa.

KLINE'S CAREER HIGHS

Tackles: 3, vs. Indiana (9/28/19)

Sacks: 1.0, vs. Western Michigan (9/28/19)

KLINE'S STATISTICS

	G/GS	UT	AT	TM	TFL	SACKS	INT	PBU	FR	FF
2019	7/0	2	4	6	1.0-8	1.0-8	0-0	0	0-0	0

KLINE'S GAME-BY-GAME STATISTICS

2019

DEFENSE	UT	AT	TM	TFL	SACKS	INT	PBU	FR	FF
Tulsa	0	1	1	0-0	0-0	0-0	0	0-0	0
Western Michigan	1	1	2	1.0-8	1.0-8	0-0	0	0-0	0
Arizona State	0	0	0	0-0	0-0	0-0	0	0-0	0
Northwestern	0	0	0	0-0	0-0	0-0	0	0-0	0
Indiana	1	2	3	0-0	0-0	0-0	0	0-0	0
Ohio State	0	0	0	0-0	0-0	0-0	0	0-0	0
Wisconsin	0	0	0	0-0	0-0	0-0	0	0-0	0
Totals	2	4	6	1.0-8	1.0-8	0-0	0	0-0	0

2019 SPARTAN FOOTBALL GAME NOTES



BRIAN LEWERKE

PHOENIX, AZ
PINNACLE HS

6-3 | 216 | 3L

14

SR | QB



• JOHNNY UNITAS GOLDEN ARM FINALIST

CAREER NOTES: Fifth-year senior is in his third season as the team's starting quarterback . . . voted team captain for second straight season, joining senior teammate Joe Bachie as just the fifth and sixth players under Coach Dantonio to be named captain twice (Kirk Cousins, 2009-10-11; Greg Jones, 2009-10; Max Bullough, 2012-13; Shilique Calhoun, 2014-15) . . . three-year letterwinner has played in 35 career games, including 32 starts (19-13 record) . . . named to the Johnny Unitas Golden Arm Award Watch List . . . has engineered five fourth-quarter comebacks in his career (2017: Indiana and Penn State; 2018: Utah State and Penn State; 2019: Indiana) . . . has completed 56.9 percent of his passes (592-of-1041) in his career for 6,810 yards, becoming the sixth MSU QB to reach the 6,000 career passing yards plateau . . . has thrown 41 touchdowns and 22 interceptions, while rushing for 1,039 yards on 288 career carries (3.6 ypc) with seven touchdowns as well as four receptions for 32 yards with a 4-yard TD catch . . . became just the second Spartan QB to pass for more than 6,000 yards and rush for more than 1,000 yards (Drew Stanton), reaching milestone in Indiana game . . . now with 592 career completions, needs just eight more to reach the 600 career completions plateau and would become the fourth Spartan signal-caller to reach the 600 mark . . . also became the fourth MSU quarterback with 1,000 career pass attempts (1,041) . . . has 17 career games with more than 200 yards passing, seven games of 300 yards or more and two games of 400 yards or more . . . surpassed the 7,000-yard milestone for total offense, now at 7,849, becoming just the fifth Spartan player to eclipse 7,000 career yards of total offense, topping the mark in the Northwestern game, and with 151 yards would also become fifth MSU QB to reach 8,000 career yards mark, as well as needing 188 yards to pass Drew Stanton (2016-19) with 8,036 yards at No. 4 on MSU's career total offense list . . . ranked among MSU's all-time leaders in total offense (fifth with 7,849 yards), passing yards per game (fifth with 194.6 ypg), pass attempts (fourth with 1,041), pass completions (fourth with 592), passing yards (fourth with 6,810), passing TDs (eighth with 41), pass completion percentage (12th at 56.9), total offense/play (18th with 5.97), pass efficiency (20th at 120.6), rushing attempts (30th at 288), rushing yards (44th at 1,039) and rushing yards/game (37th at 29.7) . . . owns school single-game records for total offense (475 vs. Northwestern in 2017), passing yards (445 vs. Northwestern in 2017) and completions (39 vs. Northwestern in 2017) . . . member of the team's Eagles leadership council . . . two-time Academic All-Big Ten honoree . . . was one of 15 quarterbacks, including teammate Rocky Lombardi, to participate in George Whitfield's Commander Camp leadership program, spending time with Navy SEALs and U.S. Marines, in San Diego in July, earning the MVP Award . . . was one of six Spartans who shaved his head in April 2019 to help donate money for the St. Baldrick's Foundation, which benefits childhood cancer research . . . graduated with an economics degree last December and is currently pursuing a second degree in interdisciplinary studies in social science.

2019 SEASON (SENIOR): Named a finalist for the Johnny Unitas Golden Arm Award, one of 20 of the country's top senior college quarterbacks based on player performance on-and-off the field . . . voted one of four team captains . . . leads B1G in total offense plays (281), while ranking second in both completions (131) and passing attempts/game (32.6), fourth in total offense yards (1,743), passing yards (1,596) and passing yards/game (228.0) and fifth in both total offense yards/game (249.0) and passing TDs (11) . . . ranks 25th in FBS in total offense plays, 37th in completions, 42nd in total offense yards, 43rd in passing yards, 49th in passing yards/game, and 50th in total offense yards per game . . . is 131-of-228 (.575) for 1,596 yards (228.0 ypg) with 11 TDs and three INTs, while rushing 53 times for 147 yards and adding one catch for 17 yards . . . has 24 completions of 20+ yards, with two TD passes of 20+ yards . . . was 7-for-16 for 53 yards with one interception at Wisconsin, while adding 4 yards rushing . . . completed 20-of-38 passes for 218 yards, one touchdown and one interception at Ohio State . . . finished Indiana game with 378 total yards of offense (300 passing, 78 rushing), the fourth-highest total of career (475 vs. Northwestern in 2017; 425 vs. Penn State in 2017) and ninth highest in MSU history, completing 18-of-36 passes for 300 yards for seventh career 300-yard passing game, tying season high with three TDs

for second straight game and third time this season . . . also led team with 78 rushing yards, which were the third-highest total of career (career-high 81 vs. Western Michigan in 2017; 79 vs. Maryland in 2016), including season-long 30-yard scamper down to the IU 1-yard line, setting up MSU's game-winning field goal . . . completed 18-of-31 passes for 228 yards at Northwestern, tying a season-high with three TD passes, including two to Matt Seybert, and added seven rushing attempts for 9 yards . . . was 24-of-38 for 291 yards in Arizona State game, including season-long 48-yard pass play to Matt Seybert, while rushing 10 times for 25 yards . . . completed 23-of-32 passes for 314 yards and three touchdowns against Western Michigan . . . it marked his sixth game of more than 300 yards passing and the first since 329 yards vs. Northwestern last season . . . added 17-yard catch from receiver Darrell Stewart, diving towards end zone before getting knocked out of bounds . . . completed 21-of-37 passes for 192 yards and one touchdown, a 15-yard catch, run and dive into the end zone by Connor Heyward on MSU's opening possession . . . also rushed seven times for 34 yards, including MSU's game-high 16-yard scamper on Spartans' second offensive play, setting up TD on opening possession, earning MSU Offensive Player of the Week team award.

LEWERKE'S CAREER HIGHS

- Pass Completions:** 39, vs. Northwestern (10/28/17)*
- Pass Attempts:** 57, vs. Northwestern (10/28/17)
- Passing Yards:** 445, vs. Northwestern (10/28/17)*
- Passing TDs:** 4, vs. Northwestern (10/28/17)
- Longest Pass:** 60, vs. Northwestern (10/28/17)
- Rushing Yards:** 81, vs. Western Michigan (9/9/17)
- Longest Rush:** 61, vs. Western Michigan (9/9/17)
- Rushing TDs:** 2, twice (last vs. Central Michigan, 9/29/18)
- Total Offense:** 475, vs. Northwestern (10/28/17)*

* school record

LEWERKE'S STATISTICS

PASSING	G/GS	COMP	ATT	INT	PCT	YDS	YPG	TD	LG
2016	4/2	31	57	1	.544	381	95.2	2	34
2017	13/13	246	417	7	.590	2,793	214.8	20	60
2018	11/10	184	339	11	.543	2,040	185.5	8	40
2019	7/7	131	228	3	.575	1,596	228.0	11	48
Career	35/32	592	1,041	22	.569	6,810	194.6	41	60

RUSHING	NO.	YDS.	AVG.	TD	LG	YPG
2016	21	149	7.1	0	24	37.2
2017	124	559	4.5	5	61	43.0
2018	90	184	2.0	2	27	16.7
2019	53	147	2.8	0	30	21.0
Career	288	1,039	3.6	7	61	29.7

RECEIVING	REC.	YDS.	AVG.	TD	LG	YPG
2016	0	0	0.0	0	0	0
2017	1	5	5.0	0	5	0.4
2018	2	10	5.0	1	6	0.9
2019	1	17	17.0	0	17	8.5
Career	4	32	8.0	1	17	1.1



2019 SPARTAN FOOTBALL GAME NOTES

LEWERKE'S GAME-BY-GAME STATISTICS

2016							
PASSING	COMP	ATT	INT	PCT	YDS	TD	LG
Furman			-DNP-				
Notre Dame			-DNP-				
Wisconsin	2	4	0	.500	26	0	16
Indiana			-DNP-				
BYU			-DNP-				
Northwestern	12	19	0	.632	99	1	33
Maryland	11	24	1	.458	156	0	24
Michigan	6	10	0	.600	100	1	34
Illinois			-DNP-INJURED-				
Rutgers			-DNP-INJURED-				
Ohio State			-DNP-INJURED-				
Penn State			-DNP-INJURED-				
Totals	31	57	1	.544	381	2	34

2016				
RUSHING	ATT	YDS	TD	LG
Furman		-DNP-		
Notre Dame		-DNP-		
Wisconsin	1	16	0	16
Indiana		-DNP-		
BYU		-DNP-		
Northwestern	7	30	0	24
Maryland	10	79	0	18
Michigan	3	24	0	24
Illinois		-DNP-INJURED-		
Rutgers		-DNP-INJURED-		
Ohio State		-DNP-INJURED-		
Penn State		-DNP-INJURED-		
Totals	21	149	0	24

2017							
PASSING	COMP	ATT	INT	PCT	YDS	TD	LG
Bowling Green	22	33	0	.667	250	3	40
Western Michigan	13	21	1	.619	161	1	25
Notre Dame	31	51	1	.608	340	2	25
Iowa	18	28	0	.643	212	2	31
Michigan	11	22	0	.500	94	1	30
Minnesota	9	18	1	.500	120	0	26
Indiana	16	29	0	.552	185	1	34
Northwestern	39	57	1	.684	445	4	61
Penn State	33	56	1	.589	400	2	36
Ohio State	18	36	2	.500	183	0	19
Maryland	2	14	0	.143	20	0	12
Rutgers	21	31	0	.677	222	1	24
Washington State	13	21	0	.619	213	3	49
Totals	246	417	7	.590	2,793	20	60

2017				
RUSHING	ATT	YDS	TD	LG
Bowling Green	8	69	0	22
Western Michigan	9	81	2	61
Notre Dame	9	56	0	52
Iowa	12	42	0	15
Michigan	15	61	1	14
Minnesota	4	9	0	5
Indiana	9	-5	0	8
Northwestern	10	30	0	19
Penn State	7	25	0	15
Ohio State	10	2	0	16
Maryland	5	63	1	25
Rutgers	12	53	1	16
Washington State	14	73	0	19
Totals	124	559	5	61

2018							
PASSING	COMP	ATT	INT	PCT	YDS	TD	LG
Utah State	23	33	1	.697	287	2	40
Arizona State	27	39	1	.692	314	1	31
Indiana	14	25	2	.560	213	2	32
Central Michigan	16	25	1	.600	185	0	37
Northwestern	31	51	1	.608	329	1	27
Penn State	24	52	1	.462	259	2	25
Michigan	5	25	0	.200	66	0	20
Purdue				-DNP-INJURED-			
Maryland	11	20	1	.550	87	0	24
Ohio State	11	28	1	.393	128	0	18
Nebraska				-DNP-INJURED-			
Rutgers	0	1	1	.000	0	0	0
Oregon	22	40	1	.550	172	0	26
Totals	184	339	11	.543	2,040	8	40

2018				
RUSHING	ATT	YDS	TD	LG
Utah State	10	31	0	27
Arizona State	8	-12	0	6
Indiana	10	-6	0	13
Central Michigan	8	39	2	10
Northwestern	7	11	0	10
Penn State	12	20	0	12
Michigan	4	-11	0	3
Purdue		-DNP-INJURED-		
Maryland	9	45	0	22
Ohio State	6	4	0	4
Nebraska		-DNP-INJURED-		
Rutgers	0	0	0	0
Oregon	16	63	0	25
Totals	90	184	2	27

2019							
PASSING	COMP	ATT	INT	PCT	YDS	TD	LG
Tulsa	21	37	0	.568	192	1	30
Western Michigan	23	32	1	.719	314	3	42
Arizona State	24	38	0	.632	291	0	48
Northwestern	18	31	0	.581	228	3	29
Indiana	18	36	0	.500	300	3	44
Ohio State	20	38	1	.526	218	1	20
Wisconsin	7	16	1	.438	53	0	11
Totals	131	228	3	.575	1,596	11	48

2019				
RUSHING	ATT	YDS	TD	LG
Tulsa	7	34	0	16
Western Michigan	1	1	0	1
Arizona State	10	25	0	11
Northwestern	7	9	0	6
Indiana	12	78	0	30
Ohio State	8	-4	0	13
Wisconsin	8	4	0	6
Totals	53	147	0	30

2019 SPARTAN FOOTBALL GAME NOTES




ROCKY LOMBARDI
CLIVE, IA
VALLEY HS
6-3 | 217 | 1L
12 SO | QB

CAREER NOTES: Redshirt sophomore quarterback enters his third season with the program in 2019 . . . has played in 13 career games, including three starts at quarterback (2018 vs. Purdue, Nebraska and Rutgers) . . . member of the team's Eagles Leadership Council . . . was one of 15 quarterbacks, including teammate Brian Lewerke, to participate in George Whitfield's Commander Camp leadership program, spending time with Navy SEALs and U.S. Marines, in San Diego in July . . . his father, Tony, played college football at Arizona State (1980-82, '84) and has more than 30 years of football coaching experience, most recently at UW-Stout . . . his grandfather, Bob, is in the Illinois High School Football Coaches Association Hall of Fame.

2019 SEASON (SOPHOMORE): Has seen action in five games in limited action, playing a total of 39 snaps . . . was 5-of-14 for 66 yards passing with one interception at Wisconsin . . . played in limited action in game at Ohio State . . . saw limited action at Northwestern, playing final three series of game, securing the victory for MSU . . . saw action in season opener vs. Tulsa, completing lone pass attempt while rushing twice for 2 yards, including 2-yard rush on fourth-and-1 to earn first down, then completed pass on next play, during MSU's opening possession that resulted in TD.

LOMBARDI'S CAREER HIGHS

- Pass Completions:** 26, vs. Purdue (10/27/18)
- Pass Attempts:** 46, vs. Purdue (10/27/18)
- Passing Yards:** 318, vs. Purdue (10/27/18)
- Passing TDs:** 2, vs. Purdue (10/27/18)
- Rush Attempts:** 11, vs. Purdue (10/27/18)
- Rushing Yards:** 53, vs. Nebraska (11/17/18)
- Longest Pass:** 48, vs. Purdue (10/27/18)
- Longest Rush:** 47, vs. Ohio State (11/10/18)

LOMBARDI'S STATISTICS

PASSING	G/GS	COMP	ATT	INT	PCT	YDS	YPG	TD	LG
2018	8/3	68	154	3	.442	738	92.2	3	48
2019	5/0	6	15	1	.400	69	13.8	0	19
Career	13/3	74	169	4	.438	807	62.1	3	48

RUSHING	NO.	YDS.	AVG.	TD	LG	YPG
2018	38	130	3.4	0	47	16.2
2019	4	-3	-0.8	0	3	-0.6
Career	42	127	3.0	0	47	9.8

PUNTING	NO.	YDS.	AVG.	LG	I20	I10	50+
2018	1	32	32.0	32	0	0	0

LOMBARDI'S GAME-BY-GAME STATISTICS

2018	PASSING	COMP	ATT	INT	PCT	YDS	TD	LG
Utah State								
Arizona State	0	0	0	0	.00	0	0	0
Indiana								
Central Michigan	0	0	0	0	.00	0	0	0
Northwestern								
Penn State								
Michigan	1	2	0	0	.500	9	0	9
Purdue	26	46	0	0	.565	318	2	48
Maryland	0	2	1	0	.000	0	0	0
Ohio State	7	20	0	0	.350	92	0	27
Nebraska	15	41	1	0	.366	146	0	36
Rutgers	19	43	1	0	.442	173	1	18
Totals	68	154	3	.442	738	3	48	

RUSHING	ATT	YDS	TD	LG
Utah State				
Arizona State	0	0	0	0
Indiana				
Central Michigan	2	-7	0	4
Northwestern				
Penn State				
Michigan	3	-5	0	10
Purdue	11	22	0	9
Maryland	0	0	0	0
Ohio State	3	49	0	47
Nebraska	9	53	0	24
Rutgers	10	18	0	13
Totals	38	130	0	47

2019

PASSING	COMP	ATT	INT	PCT	YDS	TD	LG
Tulsa	1	1	0	1.000	3	0	3
Western Michigan	0	0	0	.000	0	0	0
Arizona State							
Northwestern	0	0	0	.000	0	0	0
Ohio State	0	0	0	.000	0	0	0
Wisconsin	5	14	1	.357	66	0	19
Totals	6	15	1	.400	69	0	19

RUSHING	ATT	YDS	TD	LG
Tulsa	2	2	0	2
Western Michigan	0	0	0	0
Arizona State				
Northwestern	0	0	0	0
Ohio State	0	0	0	0
Wisconsin	2	-5	0	3
Totals	4	-3	0	3



2019 SPARTAN FOOTBALL GAME NOTES



DOMINIQUE LONG
WESTERVILLE, OH
WESTERVILLE SOUTH HS
6-2 | 197 | 2L
9 JR | CB

CAREER NOTES: Third-year player and two-year letterwinner has 33 tackles (27 solo, 6 assists), one pass break-up and one blocked punt in 31 games of action . . . mechanical engineering major was an Academic All-Big Ten selection in 2018.

2019 SEASON (JUNIOR): Has 11 tackles (10 solo, one assist), one pass break-up and one blocked punt in seeing action in all seven games . . . has played a total of 37 snaps on defense . . . tops team with eight tackles on special teams (two kickoff, six punt) . . . recorded one tackle at Ohio State, as well as downing punt at OSU 5 . . . tallied two tackles in Indiana game with one on a kickoff and one on punt coverage . . . posted pair of stops at Northwestern with solo tackle on a punt and another solo stop late in game . . . logged one solo tackle in Arizona State game . . . registered two stops (both solo) and one pass break-up against Western Michigan . . . tallied two tackles and blocked punt in season opener vs. Tulsa, blocking punt on first play of second quarter, setting up MSU's first field goal of game, putting Spartans ahead, 10-0 . . . it marked MSU's first blocked punt since Sept. 21, 2013, at Notre Dame (Matt Macksood).

LONG'S CAREER HIGHS

Tackles: 3, vs. Rutgers (11/24/18)

Pass Break-Up: 1, vs. Western Michigan (9/7/19)

Blocked Punt: 1, vs. Tulsa (8/30/19)

LONG'S STATISTICS

	G/GS	UT	AT	TM	TFL	SACKS	INT	PBU	FR	FF
2017	11/0	9	1	10	0-0	0-0	0-0	0	0	0
2018	13/0	8	4	12	0-0	0-0	0-0	0	0	0
2019	7/0	10	1	11	0-0	0-0	0-0	1	0	0
Career	31/0	27	6	33	0-0	0-0	0-0	1	0	0



JALEN NAILOR
PALMDALE, CA
BISHOP GORMAN (NEV.) HS
6-0 | 191 | 1L
8 SO | WR

CAREER NOTES: Second-year wide receiver is currently out with a lower-leg injury . . . looks to have an expanded role in the offense in 2019 . . . has played in nine career games, including two starts . . . has 11 receptions for 143 yards and two TDs in his career . . . also has nine career carries for 128 yards and one TD . . . explosive player had MSU's longest passing touchdown in 2018 (48 yards vs. Purdue) and second-longest rushing TD (78 yards vs. Indiana) . . . high school teammate of fellow Michigan State redshirt freshman offensive lineman Jacob Isaia.

2019 SEASON (SOPHOMORE): Missed five games (Ohio State, Indiana, Northwestern, Arizona State and Western Michigan) with an injury . . . started season opener vs. Tulsa and finished with 73 all-purpose yards with 51 yards on two kick returns, 17 yards on two punt returns and 5 yards on three catches . . . returned opening kickoff 23 yards, setting up MSU in good field position and sparking the opening scoring drive, adding a 3-yard reception on the drive.

NAILOR'S CAREER HIGHS

Receptions: 3, vs. Purdue (10/27/18)

Receiving Yards: 70, vs. Purdue (10/27/18)

Receiving TDs: 1, twice, (last vs. Purdue, 10/27/18)

Rushing Yards: 79, vs. Indiana (9/22/18)

Rushing TDs: 1, vs. Indiana (9/22/18)

Total TDs: 2, vs. Indiana (9/22/18)

NAILOR'S STATISTICS

	RECEIVING	G/GS	REC.	YDS.	AVG.	TD	LG	YPG
2018		8/1	8	138	17.3	2	48	17.3
2019		1/1	3	5	1.7	0	3	5.0
Career		9/2	11	143	13.0	2	48	15.9

	RUSHING	ATT	YDS.	AVG.	TD	LG	YPG
2018		9	128	14.2	1	75	16.0
2019		0	0	0	0	0	0
Career		9	128	14.2	1	75	16.0

NAILOR'S GAME-BY-GAME STATISTICS

2018	RECEIVING	NO.	YDS	TD	LG
Utah State		1	14	0	14
Arizona State		1	4	0	4
Indiana		1	16	1	16
Central Michigan		-DNP-INJURED-			
Northwestern		-DNP-INJURED-			
Penn State		-DNP-INJURED-			
Michigan		0	0	0	0
Purdue		3	70	1	48
Maryland		1	8	0	8
Ohio State		-DNP-INJURED-			
Nebraska		-DNP-INJURED-			
Rutgers		0	0	0	0
Oregon		1	26	0	26
Totals		8	138	2	48

2019 SPARTAN FOOTBALL GAME NOTES



NAILOR'S GAME-BY-GAME STATISTICS (CONT'D)

2018				
RUSHING	ATT	YDS	TD	LG
Utah State	0	0	0	0
Arizona State	2	16	0	9
Indiana	3	79	1	75
Central Michigan	-DNP-INJURED-			
Northwestern	-DNP-INJURED-			
Penn State	-DNP-INJURED-			
Michigan	0	0	0	0
Purdue	2	24	0	15
Maryland	1	6	0	6
Ohio State	-DNP-INJURED-			
Nebraska	-DNP-INJURED-			
Rutgers	0	0	0	0
Oregon	1	3	0	3
Totals	9	128	1	75

2019				
RECEIVING	NO.	YDS	TD	LG
Tulsa	3	5	0	3
Western Michigan	-DNP-INJURED-			
Arizona State	-DNP-INJURED-			
Northwestern	-DNP-INJURED-			
Indiana	-DNP-INJURED-			
Ohio State	-DNP-INJURED-			
Wisconsin	-DNP-INJURED-			
Totals	3	5	0	3

RUSHING				
	ATT	YDS	TD	LG
Tulsa	0	0	0	0
Western Michigan	-DNP-INJURED-			
Arizona State	-DNP-INJURED-			
Northwestern	-DNP-INJURED-			
Indiana	-DNP-INJURED-			
Ohio State	-DNP-INJURED-			
Wisconsin	-DNP-INJURED-			
Totals	0	0	0	0

2018					
ALL-PURPOSE	RUSH	REC	PR	KR	TOT
Utah State	0	14	0	0	0
Arizona State	16	4	0	0	0
Indiana	79	16	0	0	0
Central Michigan	-DNP-INJURED-				
Northwestern	-DNP-INJURED-				
Penn State	-DNP-INJURED-				
Michigan	0	0	0	0	0
Purdue	24	70	0	0	0
Maryland	6	8	0	0	0
Ohio State	-DNP-INJURED-				
Nebraska	-DNP-INJURED-				
Rutgers	0	0	0	0	0
Oregon	3	26	13	0	0
Totals	128	138	13	0	279 /34.9 ypg

2019					
ALL-PURPOSE	RUSH	REC	PR	KR	TOT
Tulsa	0	5	51	17	73
Western Michigan	-DNP-INJURED-				
Arizona State	-DNP-INJURED-				
Northwestern	-DNP-INJURED-				
Indiana	-DNP-INJURED-				
Ohio State	-DNP-INJURED-				
Wisconsin	-DNP-INJURED-				
Totals	0	5	51	17	73



LARESS NELSON

FORT LAUDERDALE, FL
AMERICAN HERITAGE HS

5-8 | 179 | 2L

13 **JR | WR**



CAREER NOTES: Two-year letterwinner has 16 catches for 168 yards in 26 career games . . . can also return punts.

2019 SEASON (JUNIOR): Has one catch for 25 yards . . . has played 45 snaps in seven games . . . had one catch for 25 yards in season opener vs. Tulsa, marking third straight season that he had one catch in season-opening game.

NELSON'S CAREER HIGHS

Receptions: 5, vs. Penn State (10/13/18)
Receiving Yards: 60, vs. Penn State (10/13/18)
Punt Returns: 2, four times (last vs. Penn State, 10/13/18)
Punt Return Yards: 15, vs. Western Michigan (9/9/17)

NELSON'S STATISTICS

RECEIVING	G/GS	REC.	YDS.	AVG.	TD	LG	YPG
2017	10/0	3	29	9.7	0	23	2.9
2018	9/0	12	114	9.5	0	21	12.7
2019	7/0	1	25	25.0	0	25	3.6
Career	26/0	16	168	10.5	0	25	6.5

PUNT RETURNS	ATT	YDS.	AVG.	TD	LG
2017	7	34	4.9	0	15
2018	2	11	5.5	0	11
Career	9	45	5.0	0	15

ALL PURPOSE	RUSH	REC	PR	KR	TOTAL	YPG
2017	2	29	34	0	65	6.5
2018	2	114	11	0	127	14.1
2019	5	25	0	0	30	5.0
Career	9	168	45	0	222	8.9



2019 SPARTAN FOOTBALL GAME NOTES

NELSON'S GAME-BY-GAME STATISTICS

2018

RECEIVING	NO.	YDS	TD	LG
Utah State	1	5	0	5
Arizona State		-DNP-		
Indiana	0	0	0	0
Central Michigan	3	31	0	19
Northwestern	0	0	0	0
Penn State	5	60	0	21
Michigan		-DNP-INJURED-		
Purdue		-DNP-INJURED-		
Maryland		-DNP-INJURED-		
Ohio State	0	0	0	0
Nebraska	2	12	0	7
Rutgers	1	6	0	6
Oregon	0	0	0	0
Totals	12	114	0	21

2019

RECEIVING	NO.	YDS	TD	LG
Tulsa	1	25	0	25
Western Michigan	0	0	0	0
Arizona State	0	0	0	0
Northwestern	0	0	0	0
Indiana	0	0	0	0
Ohio State	0	0	0	0
Wisconsin	0	0	0	0
Totals	1	25	0	25



EVAN MORRIS

ELSIE, MI
OVID-ELISE HS

6-5 | 221 | HS

92

FR | P/K



CAREER NOTES: Enrolled for the 2019 spring semester and participated in spring practice.

2019 SEASON (FRESHMAN): Has 11 kickoffs for a 59.9 ypk average with five touchbacks . . . recorded two kickoffs in Arizona State game for a 57.5 ypk average with one touchback . . . made Spartan debut in Western Michigan, booming nine kickoffs for a 60.4 ypk average with four touchbacks.

MORRIS' STATISTICS

KICKOFFS	G	NO.	YDS.	AVG.	TB
2019	2	11	659	59.9	5

2019 SPARTAN FOOTBALL GAME NOTES





JACOB PANASIUK

ROSELLE, IL
LAKE PARK WEST HS

6-3 | 245 | 2L

96 **JR | DE**



CAREER NOTES: Third-year player and two-year letterwinner is in his second season as one of the starting defensive ends . . . has 66 tackles, including 13.5 for losses (64 yards) and 6.0 sacks (40 yards), in 32 career games . . . tied for 16th on MSU career list for fumbles forced (4) . . . has started 18 games at defensive end . . . brother, Mike, is a senior defensive tackle on the Spartans.

2019 SEASON (JUNIOR): Has 20 tackles (12 solo, 8 assists) with 6.0 TFLs and 3.0 sacks in seven games, totaling 44 production points . . . ranks tied for 20th in B1G in sacks (3.0), tied for 21th in sacks/game (0.43) and tied for 23rd in sack yards (20) . . . additionally ranked tied for 22nd in the B1G in tackles for loss (6.0), as well as tied for 24th in TFL/game (0.86) and tied for 16th in TFL yards (32) . . . chalked up five tackles with 1.0 TFL and 1.0 sack, with one forced fumble at Wisconsin . . . registered three stops at Ohio State . . . tallied three tackles with 1.0 TFL and adding a QB hurry in Indiana game . . . notched one tackle at Northwestern . . . posted one tackle in Arizona State game, but was a sack for loss of 5 yards . . . tallied two tackles against Western Michigan . . . named to Pro Football Focus Big Ten Team of the Week for his performance in the Tulsa game, logging five tackles, including a career-high 3.0 TFLs and one sack, with two forced fumbles; totaled 29 production points, ranking second on defensive line and tied for second overall on defense.

J. PANASIUK'S CAREER HIGHS

- Tackles:** 8, vs. Michigan (10/20/18)
- Tackles For Loss:** 3, vs. Tulsa (8/30/19)
- Sacks:** 1, five times (last vs. Wisconsin, 10/12/19)
- Forced Fumble:** 2, vs. Tulsa (8/30/19)

J. PANASIUK'S STATISTICS

	G/GS	UT	AT	TM	TFL	SACKS	INT	PBU	FR	FF
2017	13/0	7	8	15	3.0-12	1.0-4	0-0	0	0-0	0
2018	12/11	12	19	31	4.5-20	2.0-16	0-0	1	0-0	1
2019	7/7	12	8	20	6.0-32	3.0-20	0-0	0	0-0	3
Career	32/18	31	35	66	13.5-54	6.0-40	0-0	1	0-0	4

J. PANASIUK'S GAME-BY-GAME STATISTICS

2017

DEFENSE	UT	AT	TM	TFL	SACKS	INT	PBU	FR	FF
Bowling Green	1	2	3	0-0	0-0	0-0	0	0-0	0
Western Michigan	2	0	2	1.0-7	0-0	0-0	0	0-0	0
Notre Dame	0	0	0	0-0	0-0	0-0	0	0-0	0
Iowa	0	0	0	0-0	0-0	0-0	0	0-0	0
Michigan	1	0	1	0-0	0-0	0-0	0	0-0	0
Minnesota	0	0	0	0-0	0-0	0-0	0	0-0	0
Indiana	1	4	5	1.0-4	1.0-4	0-0	0	0-0	0
Northwestern	1	1	2	1.0-1	0-0	0-0	0	0-0	0
Penn State	0	0	0	0-0	0-0	0-0	0	0-0	0
Ohio State	1	0	1	0-0	0-0	0-0	0	0-0	0
Maryland	0	0	0	0-0	0-0	0-0	0	0-0	0
Rutgers	0	1	1	0-0	0-0	0-0	0	0-0	0
Washington State	0	0	0	0-0	0-0	0-0	0	0-0	0
Totals	7	8	15	3.0-12	1.0-4	0-0	0	0-0	0

2018


DEFENSE	UT	AT	TM	TFL	SACKS	INT	PBU	FR	FF
Utah State	0	2	2	0-0	0-0	0-0	0	0-0	0
Arizona State				-DNP-INJURED-					
Indiana	0	0	0	0-0	0-0	0-0	0	0-0	0
Central Michigan	0	2	2	1.0-1	0-0	0-0	0	0-0	0
Northwestern	0	2	2	0.5-6	0.5-6	0-0	1	0-0	0
Penn State	1	1	2	0-0	0-0	0-0	0	0-0	0
Michigan	3	5	8	0-0	0-0	0-0	0	0-0	0
Purdue	1	2	3	0-0	0-0	0-0	0	0-0	0
Maryland	0	1	1	0.5-1	0-0	0-0	0	0-0	0
Ohio State	0	1	1	0-0	0-0	0-0	0	0-0	0
Nebraska	2	0	2	1.0-6	1.0-6	0-0	0	0-0	1
Rutgers	2	2	4	0-0	0-0	0-0	0	0-0	0
Oregon	3	1	4	1.5-6	0.5-4	0-0	0	0-0	0
Totals	12	19	31	4.5-20	2.0-16	0-0	1	0-0	1

2019

DEFENSE	UT	AT	TM	TFL	SACKS	INT	PBU	FR	FF
Tulsa	4	1	5	3.0-18	1.0-8	0-0	0	0-0	2
Western Michigan	1	1	2	0-0	0-0	0-0	0	0-0	0
Arizona State	1	0	1	1.0-5	1.0-5	0-0	0	0-0	0
Northwestern	1	0	1	0-0	0-0	0-0	0	0-0	0
Indiana	1	2	3	1.0-2	0-0	0-0	0	0-0	0
Ohio State	0	3	3	0-0	0-0	0-0	0	0-0	0
Wisconsin	4	1	5	1.0-7	1.0-7	0-0	0	0-0	1
Totals	12	8	20	6.0-32	3.0-20	0-0	0	0-0	3



2019 SPARTAN FOOTBALL GAME NOTES



CAREER NOTES: Fifth-year senior and three-year letterwinner has started 36 consecutive games at defensive tackle, tied for the longest starting streak on the team . . . has 81 tackles (35 solo, 46 assists), including 15.5 for losses (50 yards) and 3.0 sacks (24 yards), with one forced fumble, one interception, three pass break-ups and one blocked field goal, in 45 career games . . . has career-high seven tackles in a game twice, both against Ohio State, first in 2016 and then matching that in 2019 . . . member of the team's Eagles leadership council . . . preseason All-Big Ten selection by CollegeFootballNews.com (first team) and Athlon Sports (third team) . . . his brother, Jacob, is a junior defensive end for the Spartans . . . was one of six Spartans who shaved his head in April 2019 to help donate money for the St. Baldrick's Foundation, which benefits childhood cancer research.

2019 SEASON (SENIOR): Has 17 total tackles (8 solo, 9 assists) with a career-high 6.5 TFLs (19 yards) and 1.0 sack (4 yards) in seven games . . . ranked tied for 16th in B1G and tied for 91st in FBS in tackles for loss (6.5), as well as tied for 17th in the league and tied for 93rd in the nation in TFL/game (0.93) . . . has earned 88 production points, ranking fourth on the defense . . . made 36th consecutive start in starting game at Wisconsin at defensive tackle, posting one stop . . . matched career high with seven stops at Ohio State, marking second time has posted top mark of career against Ohio State; added career-high 3.5 tackles for loss (9 yards) with first sack (4 yards) of season, adding first forced fumble of career, ending with 16 production points, tops for defensive tackles and tying for third overall on defense . . . started Indiana game at defensive tackle, posting one stop, earning 15 production points, ranking second on defensive line . . . started game at Northwestern, near his hometown with lots of family and friends in stands, posting one tackle, but it was a huge stop, going for a 2-yard loss on 4th-and-goal at the MSU 1-yard line, stoning the Northwestern QB keeping him out of end zone; finished with 27 production points, ranking second on defensive linemen and third on defensive overall . . . posted three tackles, registering 12 production points, in Arizona State game . . . started Western Michigan game, notching two stops . . . tallied two tackles in Tulsa game, both TFLs, and both on Tulsa first-down plays, tying career-high for TFLs.

M. PANASIUK'S CAREER HIGHS

Tackles: 7, twice (last vs. Ohio State, 10/5/19)
Tackles For Loss: 3.5, vs. Ohio State (10/5/19)
Sacks: 1, twice (last vs. Ohio State, 10/5/19)
Forced Fumble: 1, vs. Ohio State (10/5/19)
Interception: 1, vs. Northwestern (10/6/18)
Pass Break-Up: 1, three times (last vs. Oregon, 12/31/18)
Blocked FG: 1, vs. Purdue (10/27/18)

M. PANASIUK'S STATISTICS

	G/GS	UT	AT	TM	TFL	SACKS	INT	PBU	FR	FF
2016	12/3	8	6	14	0.5-3	0.5-3	0-0	0	0	0
2017	13/13	10	15	25	2.5-5	0-0	0-0	0	0	0
2018	13/14	9	16	25	6.0-23	1.5-12	1-0	3	0	0
2019	7/7	8	9	17	6.5-19	1.0-4	0-0	0	0	1
Career	45/37	35	46	81	15.5-50	3.0-19	1-0	3	0	1

M. PANASIUK'S GAME-BY-GAME STATISTICS

2016	DEFENSE	UT	AT	TM	TFL	SACKS	INT	PBU	FR	FF
Furman		0	0	0	0-0	0-0	0-0	0	0-0	0
Notre Dame		0	0	0	0-0	0-0	0-0	0	0-0	0
Wisconsin		1	0	1	0-0	0-0	0-0	0	0-0	0
Indiana		2	0	2	0-0	0-0	0-0	0	0-0	0
BYU		0	0	0	0-0	0-0	0-0	0	0-0	0
Northwestern		1	0	1	0-0	0-0	0-0	0	0-0	0
Maryland		0	0	0	0-0	0-0	0-0	0	0-0	0
Michigan		0	0	0	0-0	0-0	0-0	0	0-0	0
Illinois		0	0	0	0-0	0-0	0-0	0	0-0	0
Rutgers		0	0	0	0-0	0-0	0-0	0	0-0	0
Ohio State		3	4	7	0.5-3	0.5-3	0-0	0	0-0	0
Penn State		1	2	3	0-0	0-0	0-0	0	0-0	0
Totals		8	6	14	0.5-3	0.5-3	0-0	0	0-0	0

2017	DEFENSE	UT	AT	TM	TFL	SACKS	INT	PBU	FR	FF
Bowling Green		0	0	0	0-0	0-0	0-0	0	0-0	0
Western Michigan		1	2	3	0.5-1	0-0	0-0	0	0-0	0
Notre Dame		1	3	4	1.0-1	0-0	0-0	0	0-0	0
Iowa		0	1	1	0-0	0-0	0-0	0	0-0	0
Michigan		1	2	3	0-0	0-0	0-0	0	0-0	0
Minnesota		1	0	1	0-0	0-0	0-0	0	0-0	0
Indiana		2	3	5	0-0	0-0	0-0	0	0-0	0
Northwestern		3	0	3	0-0	0-0	0-0	0	0-0	0
Penn State		0	0	0	0-0	0-0	0-0	0	0-0	0
Ohio State		1	2	3	1.0-3	0-0	0-0	0	0-0	0
Maryland		0	1	1	0-0	0-0	0-0	0	0-0	0
Rutgers		0	0	0	0-0	0-0	0-0	0	0-0	0
Washington State		0	1	1	0-0	0-0	0-0	0	0-0	0
Totals		10	15	25	2.5-3	0-0	0-0	0	0-0	0

2018	DEFENSE	UT	AT	TM	TFL	SACKS	INT	PBU	FR	FF
Utah State		0	1	1	0.5-3	0-0	0-0	0	0	0
Arizona State		0	1	1	0-0	0-0	0-0	0	0	0
Indiana		2	0	2	2.0-3	0-0	0-0	0	0	0
Central Michigan		0	0	0	0-0	0-0	0-0	1	0	0
Northwestern		0	3	3	0.5-6	0.5-6	1-0	0	0	0
Penn State		2	0	2	0-0	0-0	0-0	0	0	0
Michigan		0	2	2	0-0	0-0	0-0	0	0	0
Purdue		0	2	2	0.5-1	0-0	0-0	0	0	0
Maryland		1	0	1	0-0	0-0	0-0	1	0	0
Ohio State		1	3	4	0-0	0-0	0-0	0	0	0
Nebraska		0	0	0	0-0	0-0	0-0	0	0	0
Rutgers		2	3	5	1.0-4	0-0	0-0	0	0	0
Oregon		1	1	2	1.5-6	1-6	0-0	1	0	0
Totals		9	16	25	6-23	1.5-12	1-0	3	0	0

2019	DEFENSE	UT	AT	TM	TFL	SACKS	INT	PBU	FR	FF
Tulsa		2	0	2	2.0-8	0-0	0-0	0	0	0
Western Michigan		0	2	2	0-0	0-0	0-0	0	0	0
Arizona State		0	3	3	0-0	0-0	0-0	0	0	0
Northwestern		1	0	1	1.0-2	0-0	0-0	0	0	0
Indiana		0	1	1	0-0	0-0	0-0	0	0	0
Ohio State		5	2	7	3.5-9	1.0-4	0-0	0	0	1
Wisconsin		0	1	1	0-0	0-0	0-0	0	0	0
Totals		8	8	16	6.5-19	1.0-4	0-0	0	0	1

2019 SPARTAN FOOTBALL GAME NOTES




JUDE PEDROZO
WESTERVILLE, OH
WESTERVILLE SOUTH HS
6-1 | 223 | HS
40 FR | LS

CAREER NOTES: First-year long-snapper has been pushed into a starting role after starter and fifth-year senior Ryan Armour suffered a season-ending injury in the opener vs. Tulsa.

2019 SEASON (FRESHMAN): Has played in all seven games with six starting assignments . . . started season as back-up long snapper but called into action in season opener vs. Tulsa after an injury to starter Ryan Armour, making Spartan debut and snapped on one punt . . . has topped season-high for snapping on punts in consecutive games . . . topped new season-high with nine snaps on punts in cold, wet and windy conditions at Wisconsin . . . snapped on seven punts, along with two FG attempts and one PAT at Ohio State . . . snapped on four PATs, four punts and three FG attempts in Indiana game . . . snapped on six punts, four PATs and two FG attempts in windy conditions at Northwestern . . . snapped on four punts, three field goal attempts and one PAT attempt against Arizona State . . . snapped on six PATs, three field goals and one punt in Western Michigan contest . . . came on in reserve in Tulsa game and snapped on one punt.



JOSIAH SCOTT
HAMILTON, OH
FAIRFIELD HS
5-10 | 171 | 2L
22 JR | CB

• JIM THORPE AWARD WATCH LIST

CAREER NOTES: Talented third-year player has 86 tackles, 21 pass break-ups and six interceptions in 24 career games, all starting assignments at cornerback . . . member of the team's Eagles leadership council . . . named to the Jim Thorpe Award Preseason Watch List (nation's best defensive back) . . . preseason All-Big Ten selection by Athlon Sports (first team) and Phil Steele (second team) . . . missed the first eight games of the 2018 season with a knee injury . . . is the fourth member of his family to play college football; his brothers Isaiah and Joshua helped Mount Union win a Division III National Championship in 2012; his brother Elijah was a linebacker on the 2017 Division III National Championship team at Mount Union.

2019 SEASON (JUNIOR): Has started all seven games at cornerback, ranking fourth on defense with a career-high 43 tackles (32 solo, 11 assists) . . . leads team with two interceptions, while sharing team lead with four pass break-ups . . . has collected 74 total production points on the season, leading defensive backs and ranking sixth overall on defense . . . notched nine stops at Wisconsin . . . recorded career-high 12 tackles at Ohio State for first double-digit tackle outing and doubling previous career-high of six stops done four times before, and adding interception and returning it career-high 34 yards, ending with career-best 15 production points, that led defensive backs and fifth overall on defense . . . notched then career-high tying six stops in Indiana game, marking fourth time in career with six tackles . . . had all-around game at Northwestern, tallying three tackles with one interception, making diving catch along sideline, along with two pass break-ups, one of which led to an interception . . . posted three tackles vs. Arizona State . . . started against Western Michigan and logged career-high tying six stops (all solo) and one pass break-up . . . started season opener vs. Tulsa and recorded four tackles and one pass break-up.

SCOTT'S CAREER HIGHS

Tackles: 12, vs. Ohio State (10/5/19)
Tackles For Loss: 0.5, twice (last vs. Northwestern, 10/28/17)
Interceptions: 2, vs. Rutgers (11/24/18)
Pass Break-Ups: 4, vs. Oregon (12/31/18)
Forced Fumble: 1, vs. Iowa (9/30/17)

SCOTT'S STATISTICS

	G/GS	UT	AT	TM	TFL	SACKS	INT	PBU	FR	FF
2017	12/12	21	9	30	1.0-3	0-0	2-0	10	0	1
2018	5/5	7	6	13	1.0-8	0-0	2-12	7	0	0
2019	7/7	32	11	43	0-0	0-0	2-34	4	0	0
Career	24/24	60	26	86	2.0-11	0-0	6-46	21	0	1



JORDAN REID
MOUNT CLEMENS, MI
CASS TECH HS
6-4 | 305 | 2L
55 JR | OT

CAREER NOTES: Third-year player and two-year letterwinner has played in 33 career games, including 21 starts at right tackle (one in 2017; 13 in 2018; seven in 2019) . . . has started 20 consecutive games at right tackle.

2019 SEASON (JUNIOR): Has played a team-high 482 snaps in seven games, starting all seven games at right tackle . . . drew start at right tackle at Wisconsin and played all 51 snaps . . . started at Ohio State at right tackle and played all 68 snaps . . . was starting right tackle in Indiana game and played 72 snaps . . . started at Northwestern at right tackle and played 68 snaps . . . started against Arizona State and tied for team lead with 79 snaps . . . was starting right tackle in Western Michigan game and was named the Spartan Offensive Lineman of the Week after MSU racked up 582 total yards, including 251 on the ground . . . played a team-high tying 83 snaps in season opener vs. Tulsa.



2019 SPARTAN FOOTBALL GAME NOTES

SCOTT'S GAME-BY-GAME STATISTICS

2017

DEFENSE	UT	AT	TM	TFL	SACKS	INT	PBU	FR	FF
Bowling Green	0	1	1	0.5-2	0-0	0-0	2	0	0
Western Michigan	0	0	0	0-0	0-0	1-0	1	0	0
Notre Dame	1	1	2	0-0	0-0	0-0	0	0	0
Iowa	3	1	4	0-0	0-0	0-0	0	0	1
Michigan	2	1	3	0-0	0-0	0-0	0	0	0
Minnesota	2	1	3	0-0	0-0	0-0	0	0	0
Indiana	1	1	2	0-0	0-0	0-0	0	0	0
Northwestern	4	2	6	0.5-1	0-0	0-0	3	0	0
Penn State	5	1	6	0-0	0-0	0-0	1	0	0
Ohio State	2	0	2	0-0	0-0	0-0	1	0	0
Maryland				-DNP-INJURED-					
Rutgers	1	0	1	0-0	0-0	1-0	1	0	0
Washington State	0	0	0	0-0	0-0	0-0	1	0	0
Totals	21	9	30	1.0-3	0-0	2-0	10	0	1

2018

DEFENSE	UT	AT	TM	TFL	SACKS	INT	PBU	FR	FF
Utah State				-DNP-INJURED-					
Arizona State				-DNP-INJURED-					
Indiana				-DNP-INJURED-					
Central Michigan				-DNP-INJURED-					
Northwestern				-DNP-INJURED-					
Penn State				-DNP-INJURED-					
Michigan				-DNP-INJURED-					
Purdue				-DNP-INJURED-					
Maryland	0	0	0	0-0	0-0	0-0	1	0	0
Ohio State	1	4	5	0-0	0-0	0-0	1	0	0
Nebraska	1	1	2	0-0	0-0	0-0	1	0	0
Rutgers	2	1	3	0-0	0-0	2-12	0	0	0
Oregon	3	0	3	1-8	0-0	0-0	4	0	0
Totals	7	6	13	1-8	0-0	2-12	7	0	0

2019

DEFENSE	UT	AT	TM	TFL	SACKS	INT	PBU	FR	FF
Tulsa	3	1	4	0-0	0-0	0-0	1	0	0
Western Michigan	6	0	6	0-0	0-0	0-0	1	0	0
Arizona State	2	1	3	0-0	0-0	0-0	0	0	0
Northwestern	3	0	3	0-0	0-0	1-0	2	0	0
Indiana	3	3	6	0-0	0-0	0-0	0	0	0
Ohio State	9	3	12	0-0	0-0	1-34	0	0	0
Wisconsin	6	3	9	0-0	0-0	0-0	0	0	0
Totals	32	11	43	0-0	0-0	2-34	4	0	0



CAREER NOTES: Fourth-year player made the move back to offense at tight end during spring practice after playing defensive end last season . . . played tight end in 2017 . . . graduated with a bachelor's degree in communication in May 2019 . . . currently pursuing a second bachelor's degree in advertising management . . . former walk-on was put on scholarship in the spring and was placed back on scholarship following Northwestern game.

2019 SEASON (SENIOR): Has played in all seven games, making first six starts of career this season . . . has snared 15 catches for 185 yards (12.3 ypc/26.4 ypg) with three TDs . . . 60.0 percent (9-of-15) of receptions have gone for either a first down or touchdown . . . posted 13 catches for 173 yards (13.3 ypc) with three TDs in last five games, registering two or more catches in those five games . . . posted pair of receptions for 15 yards at Wisconsin . . . snared two catches for 37 yards with a long of 19 yards at Ohio State, both going for first downs . . . tallied three catches for 43 yards in Indiana game, including recording his third touchdown in the past two games with a 10-yard reception with 12:12 left in the fourth quarter that gave MSU a 28-24 lead . . . had breakout game at Northwestern, catching first two touchdown passes of career (8 yards in third quarter; 7 yards on fourth quarter), finishing with career-high four catches for 28 yards, doubling his season total for receptions . . . tallied two catches for 50 yards in Arizona State game, highlighted by a career-long and MSU season-long 48-yard catch and run on MSU's first play of second quarter . . . made first career start in season opener vs. Tulsa, and snared two passes for 12 yards, including first career reception that went for 5 yards, and his second was a 7-yard catch on third-and-7 in third quarter, gaining a first down and keeping drive going that resulted in a field goal to put MSU ahead, 28-7.

SEYBERT'S CAREER HIGHS

Receptions: 4, vs. Northwestern (9/21/19)
Receiving Yards: 50 vs. Arizona State (9/14/19)
Receiving Touchdowns: 2, vs. Northwestern (9/21/19)

SEYBERT'S STATISTICS

RECEIVING	G/GS	REC.	YDS.	AVG.	TD	LG	YPG
2017	5/0	0	0	0.0	0	0	0.0
2018	3/0	0	0	0.0	0	0	0.0
2019	7/6	15	185	12.3	3	48	26.4
Career	18/6	15	185	12.3	3	48	12.3

SEYBERT'S GAME-BY-GAME STATISTICS

RECEIVING	NO.	YDS	TD	LG
Tulsa	2	12	0	7
Western Michigan	0	0	0	0
Arizona State	2	50	0	48
Northwestern	4	28	2	9
Indiana	3	43	1	25
Ohio State	2	37	0	19
Wisconsin	2	15	0	8
Totals	15	185	3	48

2019 SPARTAN FOOTBALL GAME NOTES



CAREER NOTES: Two-year letterwinner has taken over the starting role at Star linebacker in his third season with the Spartans . . . has 116 career tackles (56 solo and 60 assists), becoming fifth active player with 100 career stops, reaching mark in Ohio State game . . . adds 11.0 tackles for loss and 1.5 sacks, with two interceptions and two pass break-ups in 33 career games with seven starts, all coming this season . . . also has three kick returns for 78 yards (26.0 ypr).

2019 SEASON (JUNIOR): Has made first seven starts of Spartan career in starting all seven games . . . ranks seventh in the B1G and tied for 27th in the FBS in tackles for loss (9.0), along with eighth in the B1G and tied for 33rd in the FBS in TFL/game (1.3) . . . has posted at least 0.5 TFL in last five games as part of six of the seven games this season . . . has registered six or more stops in last five games as part of six of the seven games this season . . . has played 471 total snaps, most of any MSU defensive player . . . has 50 total tackles (26 solo, 24 assists) with 9.0 TFLs, 1.5 sacks, one interception and three pass break-ups in seven games, totaling 154 production points, ranking second overall on defense . . . notched career-high 10 tackles at Wisconsin, adding 1.0 TFL and one pass break-up . . . drew start at Ohio State and logged seven stops with 0.5 TFL, posting 18 production points, ranking second for both linebacker corps and overall defense . . . started Indiana game for his fifth straight start and tied a career high with 2.5 tackles for loss (10 yards) and also tied a career-best with nine stops overall, logging defensive unit-leading 23 production points . . . started at Northwestern, notching six stops with one TFL, ending with 17 production points . . . started Arizona State game, logging career-high nine tackles (1 solo, 8 assists), doubling his season-total in first two games, with 1.5 TFLs and 0.5 sack, adding one QB hurry to finish with defensive-best 26 production points . . . posted three stops with first career pass break-up after starting Western Michigan game, registering 15 production points . . . made first start of Spartan career in season opener vs. Tulsa, logging six tackles, including career-best 2.5 tackles for loss with one sack and snared second career interception . . . interception came on second down of Tulsa drive, returning it 13 yards, setting up MSU at the Tulsa 30, and Spartans took advantage of short field with a field goal . . . also registered a 5-yard sack in fourth quarter . . . named to Pro Football Focus Big Ten Team of the Week vs. Tulsa.

SIMMONS' CAREER HIGHS

Tackles: 10, vs. Wisconsin (10/12/19)

Tackles For Loss: 2.5, twice (last vs. Indiana, 9/28/19)

Interceptions: 1, twice (last vs. Tulsa, 8/30/19)

Pass Break-Ups: 1, twice (last vs. Wisconsin, 10/12/19)

SIMMONS' STATISTICS

	G/GS	UT	AT	TM	TFL	SACKS	INT	PBU	FR	FF
2017	13/0	20	14	34	1.5-1	0-0	0-0	0	0	0
2018	13/0	10	22	32	0.5-2	0-0	1-4	0	0	0
2019	7/7	26	24	50	9.0-29	1.5-6	1-13	3	0	0
Career	33/7	56	60	116	11.0-32	1.5-6	2-17	3	0	0

SIMMONS' GAME-BY-GAME STATISTICS

2017

DEFENSE	UT	AT	TM	TFL	SACKS	INT	PBU	FR	FF
Bowling Green	2	1	3	0-0	0-0	0-0	0	0	0
Western Michigan	1	0	1	0-0	0-0	0-0	0	0	0
Notre Dame	2	3	5	0-0	0-0	0-0	0	0	0
Iowa	2	1	3	0-0	0-0	0-0	0	0	0
Michigan	1	1	2	0-0	0-0	0-0	0	0	0
Minnesota	1	0	1	0-0	0-0	0-0	0	0	0
Indiana	0	0	0	0-0	0-0	0-0	0	0	0
Northwestern	2	0	2	0-0	0-0	0-0	0	0	0
Penn State	1	0	1	0-0	0-0	0-0	0	0	0
Ohio State	3	4	7	0-0	0-0	0-0	0	0	0
Maryland	2	2	4	1.0-1	0-0	0-0	0	0	0
Rutgers	0	2	2	0.5-0	0-0	0-0	0	0	0
Washington State	3	0	3	0-0	0-0	0-0	0	0	0
Totals	20	14	34	1.5-1	0-0	0-0	0	0	0

2018

DEFENSE	UT	AT	TM	TFL	SACKS	INT	PBU	FR	FF
Utah State	2	5	7	0-0	0-0	0-0	0	0	0
Arizona State	1	0	1	0-0	0-0	0-0	0	0	0
Indiana	0	1	1	0-0	0-0	1-4	0	0	0
Central Michigan	1	3	4	0-0	0-0	0-0	0	0	0
Northwestern	1	2	3	0.5-2	0-0	0-0	0	0	0
Penn State	0	2	2	0-0	0-0	0-0	0	0	0
Michigan	0	0	0	0-0	0-0	0-0	0	0	0
Purdue	0	3	3	0-0	0-0	0-0	0	0	0
Maryland	0	1	1	0-0	0-0	0-0	0	0	0
Ohio State	0	1	1	0-0	0-0	0-0	0	0	0
Nebraska	0	1	1	0-0	0-0	0-0	0	0	0
Rutgers	2	3	5	0-0	0-0	0-0	0	0	0
Oregon	3	0	3	0-0	0-0	0-0	0	0	0
Totals	10	22	32	0.5-2	0-0	1-4	0	0	0

2019

DEFENSE	UT	AT	TM	TFL	SACKS	INT	PBU	FR	FF
Tulsa	2	4	6	2.5-12	1.0-5	1-13	0	0	0
Western Michigan	2	1	3	0-0	0-0	0-0	1	0	0
Arizona State	1	8	9	1.5-2	0.5-1	0-0	1	0	0
Northwestern	5	1	6	1.0-3	0-0	0-0	0	0	0
Indiana	4	5	9	2.5-10	0-0	0-0	0	0	0
Ohio State	6	1	7	0.5-1	0-0	0-0	0	0	0
Wisconsin	6	4	10	1.0-1	0-0	0-0	1	0	0
Totals	26	24	50	9.0-29	1.5-6	1-13	2	0	0



2019 SPARTAN FOOTBALL GAME NOTES



BRANDON SOWARDS

WYANDOTTE, MI
ROOSEVELT HS

6-0 | 191 | 3L

16 SR | WR



CAREER NOTES: Three-year letterwinner received a sixth year of eligibility from the NCAA for the 2019 season after missing the entire 2017 season with a knee injury (torn ACL) . . . veteran receiver has played in 39 career games, including four starting assignments at flanker . . . also returns punts . . . one of 29 Spartans in program history to earn Academic All-Big Ten honors four times . . . has 18 receptions for 201 yards and 30 punt returns for 222 yards . . . earned his bachelor's degree in economics in 2018 . . . will earn his master's degree in human resources and labor relations in December.

2019 SEASON (SENIOR): Has played in all seven games on special teams . . . has four punt returns for 47 yards (11.8 avg.) . . . had one punt return at Wisconsin and two fair catches . . . was in on four punt return attempts at Ohio State, making four fair catches . . . had season-long 22-yard punt return in fourth quarter of Indiana game, setting up Spartans at IU 26 and MSU scored TD two plays later . . . tallied two punt returns for 26 yards (13.0 ypr) at Northwestern.

SOWARDS CAREER HIGHS

Receptions: 6, vs. Purdue (10/27/18)

Receiving Yards: 59, vs. Northwestern (10/6/18)

SOWARDS' STATISTICS

RECEIVING	G/GS	REC.	YDS.	AVG.	TD	LG	YPG
2015	7/0	0	0	0.0	0	0	0.0
2016	12/0	0	0	0.0	0	0	0.0
2017							-DNP-INJURED-
2018	13/4	18	201	11.2	0	23	15.5
2019	7/0	0	0	0.0	0	0	0.0
Career	39/4	18	201	11.2	0	23	5.2

PUNT RETURNS	ATT	YDS.	AVG.	TD	LG
2015	0	0	0.0	0	0
2016	15	94	6.3	0	20
2017					
2018	9	60	6.7	0	24
2019	4	47	11.8	0	22
Career	30	222	7.4	0	24

SOWARDS' GAME-BY-GAME STATISTICS

2018				
RECEIVING	NO.	YDS	TD	LG
Utah State	2	12	0	7
Arizona State	1	16	0	16
Indiana	0	0	0	0
Central Michigan	2	29	0	20
Northwestern	3	59	0	23
Penn State	1	5	0	5
Michigan	1	8	0	8
Purdue	6	48	0	13
Maryland	1	12	0	12
Ohio State	1	12	0	12
Nebraska	0	0	0	0
Rutgers	0	0	0	0
Oregon	0	0	0	0
Totals	18	201	0	23

2019				
RECEIVING	NO.	YDS	TD	LG
Tulsa	0	0	0	0
Western Michigan	0	0	0	0
Arizona State	0	0	0	0
Northwestern	0	0	0	0
Indiana	0	0	0	0
Ohio State	0	0	0	0
Wisconsin	0	0	0	0
Totals	0	0	0	0

2019				
PUNT RETURNS	NO.	YDS	TD	LG
Tulsa	0	0	0	0
Western Michigan	0	0	0	0
Arizona State	0	0	0	0
Northwestern	2	26	0	14
Indiana	1	22	0	22
Ohio State	0	0	0	0
Wisconsin	1	-1	0	-1
Totals	4	47	0	22

2019 SPARTAN FOOTBALL GAME NOTES





DARRELL STEWART

HOUSTON, TX
NIMITZ HS

6-2 | 216 | 3L

25 **SR | WR**



• BILETNIKOFF AWARD WATCH LIST

CAREER NOTES: Three-year letterwinner and two-year starter at wide receiver has 147 career receptions for 1,626 yards and seven touchdowns in 41 games, including 19 starts . . . became the 45th Spartan in school history to reach the 1,000-yard receiving plateau, right behind former teammate Felton Davis III and current teammate Cody White, who both reached the mark last season . . . one of 31 players in school history to have at least 100 receptions . . . has 147 career catches, which ranks fifth most in MSU history, and seven career TDs, which ranks tied for 39th . . . joined the 2,000 all-purpose yards club, leading MSU's active players with 2,325 all-purpose yards (1,567 receiving, 509 kick return, 157 rushing, 20 punt return), good for 40th on MSU career list . . . ranks No. 82 among FBS active players in all-purpose yards . . . has MSU's longest active streak with at least one reception in 31 consecutive games, as well as 13 games in a row with three or more receptions . . . also among MSU career record book for receptions/game (ninth, 3.59), kick return average (13th, 23.95 ypr), total kick return yards (25th, 527 yards), receiving yards (23rd, 1,626 yards) and total kick returns (29th, 22) . . . member of the team's Eagles leadership council . . . attended the same high school of current Spartan assistant defensive backs coach Terrence Samuel . . . was one of 10 Spartans to help volunteer with the Hurricane Harvey relief efforts during the bye weekend (Sept. 15-17, 2017) in Houston . . . criminal justice major.

2019 SEASON (SENIOR): Has earned honorable mention Earl Campbell Tyler Rose Award Player of the Week accolades twice this season . . . leads team with 46 catches for 683 yards (14.8 ypc/97.6 ypg) with four TDs in seven games, adding one pass for 17 yards, along with 151 kick return yards for team-best 821 all-purpose yards (117.3 ypg), in starting all seven games . . . was added to the Biletnikoff Award Watch List on Sept. 25 . . . leads the Big Ten in receptions (46), receiving yards (683), receiving yards per game (97.6 ypg) and receptions per game (6.6 pg) . . . also ranks among the FBS leaders in total receiving yards (ninth with 683), receiving yards per game (10th with 97.6 ypg), receptions per game (12th with 6.6 pg) and total receptions (14th with 46) . . . has snared at least five catches in all seven games this season and in last nine games dating back to last season as part of 13 straight games with three or more catches . . . leads team with 30 of 46 (65.2 percent) of receptions going for either a first down or touchdown . . . has seven of MSU's top 10 longest plays with receptions of 44, 42 (TD), 36, 35, 33 and 30, along with a kick return of 31 yards, as part of 18 of team's 38 plays of 20+ yards, with total of 14 receptions and four kick returns of 20+ yards . . . has topped team in receptions in all seven games . . . put together back-to-back 100-yard receiving games (vs. Western Michigan and Arizona State) for the first time at MSU since Aaron Burbridge had four straight 100-yard games in 2015 (156 vs. Rutgers on Oct. 10; 132 vs. Michigan on Oct. 17; 128 yards vs. Indiana on Oct. 24; 164 at Nebraska on Nov. 7) . . . has three 100-yard outings on the season, totaling 24 catches for 423 yards with three TDs (averaging eight catches/141 yards/17.7 ypc/1 TD) in those three outings (vs. Western Michigan, Arizona State and Indiana) . . . the four TD catches and 683 receiving yards this season are already a career high (previous: two TDs and 501 yards in 2017), while the 46 receptions is third-straight season with 40+ receptions . . . led team for seventh-straight game with five catches for 59 yards at Wisconsin, adding one kick return for 18 yards . . . snared six catches for 68 yards with a 20-yard TD catch at Ohio State . . . earned honorable mention Earl Campbell Tyler Rose Award Player of the Week recognition for the second time this season after posting third 100-yard receiving game of the season with five catches for 117 yards against Indiana with career-high two TDs . . . snared career-long 44-yard reception late in the fourth quarter that set up MSU's game-winning field goal later in the drive . . . recorded two touchdown receptions for the first time in career (5 yards and 26 yards, both in second quarter) . . . added two kick returns for 42 yards to finish Indiana game with 159 all-purpose yards . . . had five receptions for 77 yards with a long of 27 yards at Northwestern, adding one kick return for season-long 31 yards . . . snared nine receptions for 121 yards, both game-highs, in Arizona State game, with six going for first downs, adding a 19-yard kick return for 140 all-purpose yards . . . earned honorable mention Earl Campbell Tyler Rose Award Player of the Week accolades for his career-night performance against Western Michi-

gan, amassing a career-high 185 yards receiving on 10 catches . . . the 11 receptions and 185 yards are both the second most in the Big Ten this season . . . the 185 receiving yards are tied for the 12th-most by a Spartan in a single game (Plaxico Burress, 13 catches for 185 yards vs. Florida on Jan. 1, 2000) . . . the 10 catches were the second most in career (11 at Northwestern in 2017) . . . had eight catches for 152 yards and one TD in the first half alone . . . had four catches of 20-plus yards (42 yards for TD; 33 yards, 22 yards, 21 yards) . . . also threw a 17-yard pass to Lewerke . . . had two kick returns for 41 yards to compile a career-high 226 all-purpose yards, topping previous career-high of 159 also against Western Michigan, in 2017 . . . led MSU and shared game-high honors with six catches for game-best 56 yards in season opener vs. Tulsa, including a 30-yard catch that was MSU's longest offensive play in the contest.

STEWART'S CAREER HIGHS

Receptions: 11, vs. Northwestern (10/28/17)
Receiving Yards: 185, vs. Western Michigan (9/7/19)
Receiving Touchdowns: 2, vs. Indiana (9/28/19)
Carries: 3, three times (last vs. Michigan, 10/7/17)
Rushing Yards: 70, vs. Western Michigan (9/9/17)
Kick Return Yards: 79, vs. Notre Dame (9/23/17)
Kick Return: 32, vs. Notre Dame (9/23/17)
Punt Return Yards: 15, vs. Bowling Green (9/2/17)
All-Purpose Yards: 226 vs. Western Michigan (9/8/19)

STEWART'S STATISTICS

RUSHING	G/GS	ATT	YDS.	AVG.	TD	LG	YPG
2016	10/1	2	3	1.5	0	1	0.3
2017	13/4	20	140	7.0	0	46	11.7
2018	11/8	4	22	5.5	0	15	2.0
2019	7/6	2	-13	-6.5	0	0	-1.9
Career	41/19	28	152	5.4	0	46	3.7

RECEIVING	REC.	YDS.	AVG.	TD	LG	YPG
2016	3	29	9.7	0	16	2.9
2017	50	501	10.0	2	40	38.5
2018	48	413	8.6	1	27	37.5
2019	46	683	14.8	4	44	97.6
Career	147	1,626	11.1	7	44	39.7

PUNT RETURNS	ATT	YDS.	AVG.	TD	LG
2016	0	0	0.0	0	0
2017	6	20	3.3	0	10
2018	0	0	0.0	0	0
2019	0	0	0.0	0	0
Career	6	20	3.3	0	10

KICKOFF RETURNS	ATT	YDS.	AVG.	TD	LG
2016	5	107	21.4	0	27
2017	6	152	25.3	0	32
2018	4	117	29.3	0	43
2019	7	151	21.6	0	31
Career	22	527	24.0	0	43

ALL PURPOSE	RUSH	REC	PR	KR	TOTAL	YPG
2016	3	29	0	107	139	13.9
2017	140	501	20	152	813	62.5
2018	22	413	0	117	552	50.2
2019	-13	683	0	151	821	117.3
TOTAL	152	1,626	20	527	2,325	56.7



2019 SPARTAN FOOTBALL GAME NOTES

STEWART'S GAME-BY-GAME STATISTICS

2017

RECEIVING	NO.	YDS	TD	LG
Bowling Green	6	85	0	40
Western Michigan	3	33	0	16
Notre Dame	6	41	1	9
Iowa	2	11	0	8
Michigan	3	42	0	30
Minnesota	1	25	0	25
Indiana	3	27	0	15
Northwestern	11	98	0	23
Penn State	5	65	1	25
Ohio State	2	15	0	8
Maryland	1	8	0	8
Rutgers	5	36	0	12
Washington State	2	15	0	12
Totals	50	501	2	40

ALL-PURPOSE	RUSH	REC	KR	PR	TOT
Bowling Green	28	85	22	15	150
Western Michigan	70	33	51	5	159
Notre Dame	2	41	79	0	122
Iowa	1	11	0	0	12
Michigan	13	42	0	0	55
Minnesota	0	25	0	0	25
Indiana	-2	27	0	0	25
Northwestern	27	98	0	0	125
Penn State	0	65	0	0	65
Ohio State	1	15	0	0	16
Maryland	0	8	0	0	8
Rutgers	0	36	0	0	36
Washington State	0	15	0	0	15
Totals	140	501	152	20	813 / 62.5 ypg

2018

RECEIVING	NO.	YDS	TD	LG
Utah State	7	55	0	16
Arizona State	5	58	0	23
Indiana	2	14	0	12
Central Michigan		-DNP-INJURED-		
Northwestern	1	15	0	15
Penn State		-DNP-INJURED-		
Michigan	2	24	0	15
Purdue	4	60	1	27
Maryland	3	24	0	10
Ohio State	4	42	0	18
Nebraska	4	23	0	11
Rutgers	7	53	0	11
Oregon	9	45	0	10
Totals	48	413	1	27

2018

ALL-PURPOSE	RUSH	REC	KR	PR	TOT
Utah State	15	55	26	0	96
Arizona State	0	58	0	0	58
Indiana	0	14	43	0	57
Central Michigan		-DNP-INJURED-			
Northwestern	0	15	0	0	15
Penn State		-DNP-INJURED-			
Michigan	0	24	0	0	24
Purdue	7	60	0	0	67
Maryland	0	24	0	0	24
Ohio State	0	42	0	0	42
Nebraska	0	23	0	0	23
Rutgers	0	53	0	0	53
Oregon	0	45	48	0	93
Totals	22	368	69	0	552 / 44.2 ypg

2019

RECEIVING	NO.	YDS	TD	LG
Tulsa	6	56	0	30
Western Michigan	10	185	1	42
Arizona State	9	121	0	36
Northwestern	5	77	0	27
Indiana	5	117	2	44
Ohio State	6	68	1	20
Wisconsin	5	59	0	18
Totals	46	683	4	44

2019

ALL-PURPOSE	RUSH	REC	KR	PR	TOT
Tulsa	0	56	0	0	56
Western Michigan	0	185	41	0	226
Arizona State	0	121	19	0	140
Northwestern	-8	77	31	0	100
Indiana	0	117	42	0	159
Ohio State	0	68	0	0	68
Wisconsin	-5	59	18	0	72
Totals	-13	683	151	0	821 / 117.3 ypg

2019 SPARTAN FOOTBALL GAME NOTES





TYRIQ THOMPSON

DETROIT, MI
MARTIN LUTHER KING HS

6-1 | 228 | 3L

17 **SR | LB**



CAREER NOTES: Three-year letterwinner enters his second season as the starting Sam linebacker . . . has 78 tackles, including 3.0 for losses (9 yards) and 1.5 sacks (6 yards), along with two interceptions and two fumble recoveries, adding one rush for 20 yards, in 42 career games with 19 starts . . . member of the team's Eagles leadership council . . . his father, Clarence, also played high school football at King High School . . . Clarence was a three-year letterwinner (1993-95) at Michigan and earned first-team All-Big Ten honors as a safety in 1995; he was selected in the seventh round of the 1997 National Football League Draft (No. 217 overall) by the Indianapolis Colts . . . earned his bachelor's degree in journalism in December 2018 . . . currently pursuing a second bachelor's degree in film studies.

2019 SEASON (SENIOR): Has posted 30 tackles (11 solo, 19 assists), including 0.5 TFL and 0.5 sack, with one interception and two QB hurries in starting all seven games, adding first rush of career for 20 yards on a fake punt . . . posted pair of stops at Wisconsin, adding a 20-yard rush on a fake punt . . . logged four tackles at Ohio State . . . posted career-high seven stops against Indiana, adding one QB hurry, recorded season-high 17 production points . . . notched three tackles at Northwestern . . . registered season-best and then-career-high tying six stops against Arizona State, adding 0.5 TFL and 0.5 sack . . . tallied three tackles and snared his second career interception in Western Michigan, setting up MSU near midfield for TD to put Spartans ahead, 44-7 . . . tallied 10 production points in WMU game . . . started season opener vs. Tulsa and logged five stops.

THOMPSON'S CAREER HIGHS

- Tackles:** 7, vs. Indiana (9/28/19)
- Interception:** 1, twice (last vs. Western Michigan, 9/7/19)
- Tackles For Loss:** 1, vs. Rutgers (11/24/18)
- Sack:** 0.5, three times (last vs. Arizona State, 9/14/19)
- Fumble Recovery:** 1, twice (last vs. Michigan, 10/20/18)

THOMPSON'S STATISTICS

	G/GS	UT	AT	TM	TFL	SACKS	INT	PBU	FR	FF
2016	11/0	2	4	6	0-0	0-0	0-0	0	0-0	0
2017	12/0	2	9	11	0.5-2	0-0	0-0	0	0-0	0
2018	12/12	13	18	31	2-7	1.0-6	1-0	0	2-0	0
2019	7/7	11	19	30	0.5-0	0.5-0	1-0	0	0-0	0
Career	42/19	28	50	78	3.0-9	1.5-6	2-0	0	2-0	0

THOMPSON'S GAME-BY-GAME STATISTICS

2018

DEFENSE	UT	AT	TM	TFL	SACKS	INT	PBU	FR	FF
Utah State	1	0	1	0-0	0-0	0-0	0	0-0	0
Arizona State				-DNP-					
Indiana	3	0	3	0-0	0-0	0-0	0	0-0	0
Central Michigan	0	0	0	0-0	0-0	0-0	0	0-0	0
Northwestern	0	2	2	0-0	0-0	0-0	0	0-0	0
Penn State	2	3	5	0-0	0-0	0-0	0	1-0	0
Michigan	2	4	6	0.5-3	0.5-3	0-0	0	1-0	0
Purdue	0	1	1	0-0	0-0	1-0	0	0-0	0
Maryland	0	1	1	0.5-3	0.5-3	0-0	0	0-0	0
Ohio State	0	2	2	0-0	0-0	0-0	0	0-0	0
Nebraska	3	1	4	0-0	0-0	0-0	0	0-0	0
Rutgers	1	4	5	1.0-1	0-0	0-0	0	0-0	0
Oregon	1	0	1	0-0	0-0	0-0	0	0-0	0
Totals	13	18	31	2-7	1-6	1-0	0	2-0	0

2019

DEFENSE	UT	AT	TM	TFL	SACKS	INT	PBU	FR	FF
Tulsa	0	5	5	0-0	0-0	0-0	0	0-0	0
Western Michigan	2	1	3	0-0	0-0	1-0	0	0-0	0
Arizona State	1	5	6	0.5-0	0.5-0	0-0	0	0-0	0
Northwestern	3	0	3	0-0	0-0	0-0	0	0-0	0
Indiana	2	5	7	0-0	0-0	0-0	0	0-0	0
Ohio State	2	2	4	0-0	0-0	0-0	0	0-0	0
Wisconsin	1	1	2	0-0	0-0	0-0	0	0-0	0
Totals	11	19	30	0.5-0	0.5-0	1-0	0	0-0	0



2019 SPARTAN FOOTBALL GAME NOTES



CODY WHITE

NOVI, MI
WALLED LAKE WESTERN HS

6-3 | 215 | 2L

7

JR | WR



CAREER NOTES: Two-year letterwinner has 104 catches for 1,378 yards and eight touchdowns in 29 career games, including 21 starts . . . one of 45 players in program history with at least 1,000 receiving yards . . . became 31st player in school history to have at least 100 receptions, joining current teammate Darrell Stewart and former teammate Felton Davis III, reaching milestone at Ohio State . . . ranks tied for eighth in MSU career records for receptions/game (3.59), and recently moved into career list for career receptions (tied for 27th with 104) and career TDs (tied for 34th with eight) with his totals from Western Michigan game and moved into career pass reception yards (29th with 1,378) and career punt return list (36th with 19) in Arizona State game . . . also on career average yards/catch list (43rd with 13.25) . . . 64 of 104 (.615) total catches have resulted in either a first down or touchdown . . . has also topped the 1,000 career all-purpose yards mark with 1,529 all-purpose yards (1,378 receiving, 85 punt return, 66 rushing) . . . has three career 100-yard receiving outings . . . preseason All-Big Ten choice by Athlon Sports (third team) and Phil Steele (third team) . . . his father, Sheldon, is the executive director of player personnel and recruiting for the Spartans and previously worked 19 seasons in the front office with the Detroit Lions; he played defensive back in the NFL for six seasons (1988-93).

2019 SEASON (JUNIOR): Has started all seven games, totaling 27 catches for 333 yards (12.3 ypc/47.6 ypg) with two TDs . . . 15 of 27 (.556) receptions have gone for either a first down or touchdown, including all five catches in Western Michigan game, all four receptions at Northwestern and three of four catches vs. Indiana . . . has tallied four or more catches in five of the last six games . . . also has seven punt returns for 40 yards (5.7 ypr) and four rushes for 28 yards . . . tallied three catches for 34 yards at Wisconsin . . . snared four receptions for 42 yards and added two rushes for 8 yards at Ohio State . . . had four catches for 67 yards against Indiana, including a season-long 30-yard catch, with three of the four going for a first down on MSU TD drives . . . had four catches for 70 yards, with all four going for either a first down or a touchdown, including an 11-yard TD catch at Northwestern, as well as a season-long 29-yard catch, adding one rush for 13 yards and two punt returns . . . snared five catches for 39 yards against Arizona State, adding two punt returns for 11 yards . . . had five catches for 63 yards with one TD after starting Western Michigan contest, including four going for a first down and the one TD, adding one punt return for 10 yards . . . started season opener vs. Tulsa and registered 35 all-purpose yards on 18 receiving yards, 13 punt return yards and four rushing yards . . . snared two catches for 18 yards, while recording one carry for 4 yards and added two punt returns for 13 yards.

WHITE'S CAREER HIGHS

Receptions: 9, two times (last vs. Arizona State, 8/8/18)

Receiving Yards: 165, vs. Northwestern (10/28/17)

Receiving Touchdowns: 2, two times (last vs. Washington State, 12/28/17)

Rushing Touchdowns: 1, vs. Rutgers (11/24/18)

WHITE'S STATISTICS

RECEIVING	G/GS	REC.	YDS.	AVG.	TD	LG	YPG
2017	13/6	35	490	14.0	4	60	37.7
2018	9/8	42	555	13.2	2	40	61.7
2019	7/7	27	333	12.3	2	30	47.6
Career	29/21	104	1,378	13.2	8	60	47.5

RUSHING	ATT	YDS.	AVG.	TD	LG	YPG
2017	4	19	4.8	0	9	1.5
2018	1	22	22.0	1	22	2.8
2019	4	28	6.2	0	13	4.2
Career	9	66	7.3	1	22	2.4

PUNT RETURNS	ATT	YDS.	AVG.	TD	LG
2017	7	22	3.1	0	21
2018	5	23	4.6	0	13
2019	7	40	5.7	0	10
Career	19	85	4.5	0	21

ALL PURPOSE	RUSH	REC	PR	KR	TOTAL	YPG
2017	19	490	22	0	531	40.8
2018	22	555	23	0	600	66.7
2019	25	333	40	0	398	56.9
Career	66	1,378	85	0	1,529	52.7

WHITE'S GAME-BY-GAME STATISTICS

2017

RECEIVING	NO.	YDS	TD	LG
Bowling Green	1	12	0	12
Western Michigan	0	0	0	0
Notre Dame	2	21	0	12
Iowa	1	17	0	17
Michigan	0	0	0	0
Minnesota	1	0	0	0
Indiana	6	99	0	34
Northwestern	9	165	2	60
Penn State	5	51	0	20
Ohio State	5	42	0	17
Maryland	0	0	0	0
Rutgers	2	42	0	24
Washington State	3	41	2	16
Totals	35	490	4	60

2018

RECEIVING	NO.	YDS	TD	LG
Utah State	5	70	1	40
Arizona State	9	113	1	31
Indiana	4	77	0	32
Central Michigan	2	40	0	24
Northwestern		-DNP-INJURED-		
Penn State		-DNP-INJURED-		
Michigan		-DNP-INJURED-		
Purdue		-DNP-INJURED-		
Maryland	2	20	0	24
Ohio State	8	115	0	27
Nebraska	2	12	0	10
Rutgers	4	44	0	15
Oregon	6	64	0	15
Totals	42	555	2	40

2019

RECEIVING	NO.	YDS	TD	LG
Tulsa	2	18	0	9
Western Michigan	5	63	1	20
Arizona State	5	39	0	13
Northwestern	4	70	1	29
Indiana	4	67	0	30
Ohio State	4	42	0	15
Wisconsin	3	34	0	19
Totals	27	333	2	30

2019 SPARTAN FOOTBALL GAME NOTES





KENNY WILLEKES

ROCKFORD, MI
NORTHPOINTE CHRISTIAN HS

6-4 | 260 | 2L

48 **SR | DE**



- FIRST-TEAM MIDSEASON ALL-AMERICAN (RIVALDS.COM)
- PRESEASON FIRST-TEAM ALL-AMERICAN (SPORTING NEWS, CBS SPORTS)
- 2018 BIG TEN DEFENSIVE LINEMAN OF THE YEAR
- 2018 FIRST-TEAM ALL-AMERICAN (THE ATHLETIC)
- 2018 FIRST-TEAM ALL-BIG TEN
- NAMED TO WATCH LISTS FOR BEDNARIK, NAGURSKI, HENDRICKS AND WALTER CAMP AWARDS
- NATIONAL AND BIG TEN DEFENSIVE PLAYER OF THE WEEK VS. TULSA

CAREER NOTES: High-motor defensive end has 197 tackles (91 solo, 106 assists), becoming second active player with 100 career assists . . . has registered 42.5 tackles for loss (149 yards) and 19.5 sacks (103 yards) in 34 career games, including 32 starts (25 consecutive) . . . fifth-year senior and three-year starter ranks among MSU's all-time leaders in tackles for loss (sixth with 42.5/12th with 149 yards lost) and sacks (tied for seventh with 19.5/tied for 10th in 103 yards from sacks), as well as career fumbles recovered (tied for 10th with five) . . . leads FBS among active career leaders in total tackles for loss (42.5) and second for tackles for loss per game (1.25) . . . also sixth in FBS for active career sacks (19.5) and eighth for career sacks per game (0.57) . . . voted a 2019 team captain . . . named first-team preseason All-American by Athlon Sports, CBS Sports, Lindy's, Phil Steele, Sporting News and Street & Smith's . . . named preseason second-team All-American by Associated Press, Pro Football Focus and Sports Illustrated . . . ranked among the top players in the nation by Athlon Sports (No. 11) and Pro Football Focus (No. 16) . . . rated the second-best senior defensive end in the 2020 NFL Draft by Gil Brandt of NFL.com . . . named to watch lists for the Walter Camp Award (college player of the year), Bednarik Award (defensive player of the year), Nagurski Trophy (nation's most outstanding college defensive player) and Hendricks Award (nation's best defensive end) . . . preseason first-team All-Big Ten choice by Athlon Sports, Phil Steele and Street & Smith's . . . named first-team midseason All-American by Rivals.com . . . two-time member of the team's Eagles leadership council . . . has recorded two sacks in a game five times in his career . . . former walk-on earned a scholarship in the spring of 2017 . . . suffered a broken fibula in the Redbox Bowl vs. Oregon but is healthy and ready for the 2019 season . . . his younger brother, Charles, is a freshman on the Spartans . . . was one of six Spartans who shaved his head in April 2019 to help donate money for the St. Baldrick's Foundation, which benefits childhood cancer research.

2019 SEASON (SENIOR): Named first-team midseason All-American by Rivals.com . . . voted one of four team captains . . . tops team in sacks (4.0) and ranks tied for third in tackles for loss (7.5), as well as leading team in fumble recoveries (2) and QB hurries (11), while leading defensive linemen and second overall on defense with 46 tackles (19 solo, 27 assists) . . . ranks tied for 12th in B1G and tied for 65th in FBS in TFLs (7.5), along with tied for 13th in conference and tied for 69th in country in TFL/game (1.07) . . . also tied for 12th in league and tied for 65th in nation in sacks (4.0), as well as 12th in B1G and tied for 68th in FBS in sacks/game (0.57) . . . third among defensive linemen and fifth overall on defense with 86 production points . . . recorded five stops with one TFL at Wisconsin . . . notched seven tackles at Ohio State, recording 16 production points, which shared lead for defensive linemen and ranks third on defense overall . . . tallied a season-high 12 tackles in Indiana game, the second-highest total of career (career-high 13 vs. Ohio State in 2018), adding one QB hurry . . . logged three tackles with two QB hurries at Northwestern . . . posted seven tackles with 2.0 TFL and 0.5 sack against Arizona State, adding five QB hurries, to be named to the Pro Football Focus Big Ten Team of the Week . . . recorded five tackles, including career-high tying two sacks (9 yards) against Western Michigan . . . named Walter Camp Football Foundation National Defensive Player of the Week and Big Ten Conference Defensive Player of the Week for his performance in Tulsa game, scoring his first career touchdown after teaming up on a sack with Raequan Williams and pouncing on the fumble in the end zone to give MSU a 22-0 lead with 4:49 left in the second quarter . . . earlier in the second quarter, recovered a fumble after a bad Tulsa snap to set up an MSU field goal . . . also

had a 1-yard tackle for loss in the second quarter and a 2-yard sack in the fourth quarter . . . overall, led the Spartans with seven tackles, including 2.5 TFLs (6 yards) and 1.5 sacks (5 yards), finishing with defensive-unit leading 34 production points and earning MSU Defensive Player of the Week team award.

WILLEKES' CAREER HIGHS

Tackles: 13, vs. Ohio State (11/10/18)
Tackles For Loss: 3.5, twice (last vs. Nebraska, 11/17/18)
Sacks: 2.0, six times (last vs. Western Michigan, 9/7/19)
Forced Fumble: 1, twice (last vs. Utah State, 8/31/18)
Fumble Recovery: 2, vs. Tulsa (8/30/19)
Touchdowns: 1, vs. Tulsa (8/30/19)
Pass Break-Up: 1, four times (last vs. Ohio State, 11/10/18)

WILLEKES' STATISTICS

	G/GS	UT	AT	TM	TFL	SACKS	INT	PBU	FR	FF
2016	1/0	0	0	0	0-0	0-0	0	1	0	0
2017	13/12	35	38	73	14.5-42	7.0-28	0	2	2	1
2018	13/13	37	41	78	20.5-84	8.5-60	0	1	1	1
2019	7/7	19	27	46	7.5-23	4.0-15	0	0	2	0
Career	34/32	91	106	197	42.5-149	19.5-103	0	4	5	2

WILLEKES' GAME-BY-GAME STATISTICS

2017

DEFENSE	UT	AT	TM	TFL	SACKS	INT	PBU	FR	FF
Bowling Green	1	1	2	1.0-1	0-0	0	1	0	0
Western Michigan	1	2	3	1.0-2	0-0	0	0	0	0
Notre Dame	3	7	10	0.5-1	0-0	0	0	0	0
Iowa	0	2	2	0.5-0	0-0	0	0	0	0
Michigan	4	5	9	3.0-11	2.0-8	0	0	0	0
Minnesota	4	2	6	2.0-10	2.0-10	0	0	1	1
Indiana	3	4	7	0-0	0-0	0	0	0	0
Northwestern	4	1	5	0.5-1	0-0	0	0	1	0
Penn State	1	4	5	2.0-4	1.0-2	0	1	0	0
Ohio State	5	4	9	1.0-1	0-0	0	0	0	0
Maryland	4	5	9	3.0-11	2.0-8	0	0	0	0
Rutgers	1	1	2	0-0	0-0	0	0	0	0
Washington State	4	0	4	0-0	0-0	0	0	0	0
Totals	35	38	73	14.5-42	7-28	0	2	0	0

2018

DEFENSE	UT	AT	TM	TFL	SACKS	INT	PBU	FR	FF
Utah State	5	1	6	2.0-19	2.0-19	0	0	0	1
Arizona State	2	0	2	1.0-1	0-0	0	0	0	0
Indiana	5	3	8	2.0-6	1.0-1	0	0	0	0
Central Michigan	2	3	5	1.5-9	1.0-8	0	0	0	0
Northwestern	2	6	8	1.5-3	0-0	0	0	0	0
Penn State	1	1	2	1.0-7	1.0-7	0	0	0	0
Michigan	4	5	9	2.0-9	0.5-4	0	0	0	0
Purdue	1	3	4	0-0	0-0	0	0	0	0
Maryland	4	3	7	2.5-17	2.0-17	0	0	0	0
Ohio State	4	9	13	3.5-8	1.0-4	0	1	0	0
Nebraska	5	4	9	3.5-5	0-0	0	0	1-7	0
Rutgers	1	2	3	0-0	0-0	0	0	0-0	0
Oregon	1	1	2	0-0	0-0	0	0	0	0
Totals	37	41	78	20.5-84	8.5-60	0	1	1-7	1

2019

DEFENSE	UT	AT	TM	TFL	SACKS	INT	PBU	FR	FF
Tulsa	2	5	7	2.5-6	1.5-5	0	0	2	0
Western Michigan	3	2	5	2.0-9	2.0-9	0	0	0	0
Arizona State	1	6	7	2.0-6	0.5-1	0	0	0	0
Northwestern	3	0	3	0-0	0-0	0	0	0	0
Indiana	5	7	12	0-0	0-0	0	0	0	0
Ohio State	1	6	7	0-0	0-0	0	0	0	0
Wisconsin	4	1	5	1.0-2	0-0	0	0	0	0
Totals	19	27	46	7.5-23	4.0-15	0	0	2	0



2019 SPARTAN FOOTBALL GAME NOTES



ANTHONY WILLIAMS
CHICAGO, IL
BOLINGBROOK HS
6-0 | 194 | HS
34 FR | RB

CAREER NOTES: Enrolled for the 2019 spring semester and participated in spring practice.

2019 SEASON (FRESHMAN): Has played in six games, with 19 carries for 50 yards with a long of 17 yards . . . tallied three carries for 2 yards at Ohio State . . . posted one rush for 2 yards in Indiana game . . . carried seven times for 2 yards at Northwestern . . . tallied two totes for 9 yards in Arizona State game . . . had six carries for 35 yards in Spartan debut vs. Western Michigan.

A. WILLIAMS' CAREER HIGHS

Rushing Attempts: 7, vs. Northwestern (9/21/19)

Rushing Yards: 35, vs. Western Michigan (9/7/19)

A. WILLIAMS' STATISTICS

RUSHING	G/GS	ATT	YDS.	AVG.	TD	LG	YPG
2019	6/0	19	50	2.6	0	17	8.3

RECEIVING	REC.	YDS.	AVG.	TD	LG	YPG
2019	0	0	0	0	0	0.0

A. WILLIAMS' GAME-BY-GAME STATISTICS

2019	RUSHING	ATT	YDS	TD	LG
Tulsa			-DNP-		
Western Michigan	6	35	0	17	
Arizona State	2	9	0	5	
Northwestern	7	2	0	5	
Indiana	1	2	0	2	
Ohio State	3	2	0	2	
Wisconsin	0	0	0	0	
Totals	19	50	0	17	



RAEQUAN WILLIAMS
CHICAGO, IL
DEPAUL COLLEGE PREP
6-4 | 303 | 3L
99 SR | DT

• OUTLAND TROPHY WATCH LIST

CAREER NOTES: Three-year letterwinner has started 36 consecutive games at nose tackle, tied for the longest active start streak on the team . . . member of the team's Eagles leadership council . . . has 137 tackles in 44 career games . . . has 26.5 tackles for loss and 10.0 sacks in his career, along with six pass break-ups and three forced fumbles . . . has several marks on MSU career lists, including ranking tied for 23rd for career tackles for loss (26.5), along with tied for 25th for both career sacks (10.0), tied for 30th for career forced fumbles (3), tied for 38th for yards from sacks (54) and tied for 40th in yards from tackles for loss (94) . . . named to the watch list for the Outland Trophy, which is presented annually to the nation's top interior lineman . . . ranked the No. 4 senior defensive tackle for the 2020 NFL Draft by Gil Brandt of NFL.com . . . preseason All-Big Ten selection by Athlon Sports (second team) and Phil Steele (second team).

2019 SEASON (SENIOR): Voted one of four team captains . . . ranks third on the team and first among defensive linemen with 102 production points . . . tied for 14th in the B1G and tied for 91st in the FBS in sacks (3.5), as well as tied for 14th in the B1G and tied for 94th in the FBS in sacks/game (0.50) . . . also tied for 29th in the B1G in tackles for loss (5.0) and tied for 31st in TFL/game (0.71) . . . has 25 total tackles (10 solo, 15 assists) with 5.0 TFLs (22 yards) and 3.5 sacks (20 yards) on the season in starting all seven games . . . posted at least 1.0 sack and 1.0 TFL in three straight games (Arizona State, Northwestern, Indiana), as part of at least 0.5 sack in four of the seven games this season . . . has registered 90 total production points, ranking second among defensive linemen and third overall on defense . . . tallied three tackles at Wisconsin . . . notched career-high eight tackles at Ohio State, good for 12 production points, ranking third among defensive linemen . . . logged season-high five stops with 1.5 TFL and 1.0 sack in Indiana game, adding one QB hurry, registering 20 production points . . . playing near his hometown of Chicago in front of a large number of family and friends, logged two tackles, both TFLs with one sack at Northwestern, as his last two outings of 2.0 TFLs have both come against Northwestern, doing so in 2018 and 2019 . . . tallied 30 production points, leading the defensive linemen and ranking second overall . . . posted three tackles, including 1.0 sack and TFL in Arizona State game . . . tallied one stop and one QB hurry in Western Michigan contest . . . logged three tackles, including 0.5 sack, and one forced fumble, teaming with Kenny Willekes for a sack and knocking ball loose from Tulsa QB and Willekes pounced on fumble in end zone, ending with 16 production points.

R. WILLIAMS' CAREER HIGHS

Tackles: 8, vs. Ohio State (10/5/19)

Tackle For Loss: 2, three times (last vs. Northwestern, 9/21/19)

Sacks: 1.0, eight times (last vs. Indiana, 9/28/19)

Pass Break-Ups: 2, vs. Indiana (9/22/18)

Forced Fumble: 1, three times (last vs. Tulsa, 8/30/19)

R. WILLIAMS' STATISTICS

	G/GS	UT	AT	TM	TFL	SACKS	INT	PBU	FR	FF
2016	11/3	11	17	28	5.0-14	2.0-10	0	1	0	1
2017	13/13	13	18	31	6.0-23	2.5-11	0	0	0	0
2018	13/13	17	36	53	10.5-35	2-13	0	5	0	1
2019	7/7	10	15	25	5.0-22	3.5-20	0	0	0	1
Career	44/36	51	86	137	26.5-94	10.0-54	0	6	0	3

2019 SPARTAN FOOTBALL GAME NOTES



R. WILLIAMS' GAME-BY-GAME STATISTICS

2016									
DEFENSE	UT	AT	TM	TFL	SACKS	INT	PBU	FR	FF
Furman	0	3	3	0-0	0-0	0	0	0	0
Notre Dame	2	0	2	1-5	1-5	0	0	0	0
Wisconsin	3	1	4	1-5	1-5	0	0	0	1
Indiana	1	2	3	1-1	0-0	0	0	0	0
BYU				-DNP-INJURED-					
Northwestern	2	2	4	1.5-2	0-0	0	0	0	0
Maryland	1	0	1	0-0	0-0	0	0	0	0
Michigan	0	2	2	0-0	0-0	0	0	0	0
Illinois	0	0	0	0-0	0-0	0	0	0	0
Rutgers	0	2	2	0.5-1	0-0	0	0	0	0
Ohio State	1	2	3	0-0	0-0	0	1	0	0
Penn State	1	3	4	0-0	0-0	0	0	0	0
Totals	11	17	28	5-14	2-10	0	1	0	1

2017									
DEFENSE	UT	AT	TM	TFL	SACKS	INT	PBU	FR	FF
Bowling Green	0	0	0	0-0	0-0	0	0	0	0
Western Michigan	1	2	3	1-8	1-8	0	0	0	0
Notre Dame	1	1	2	1-4	0-0	0	0	0	0
Iowa	2	2	4	0.5-1	0-0	0	0	0	0
Michigan	0	1	1	0-0	0-0	0	0	0	0
Minnesota	3	1	4	0-0	0-0	0	0	0	0
Indiana	1	5	6	0.5-1	0-0	0	0	0	0
Northwestern	1	0	1	0-0	0-0	0	0	0	0
Penn State	0	3	3	1.0-3	0.5-1	0	0	0	0
Ohio State	1	1	2	0-0	0-0	0	0	0	0
Maryland	0	1	1	0-0	0-0	0	0	0	0
Rutgers	2	0	2	1.0-2	1.0-2	0	0	0	0
Washington State	1	1	2	1.0-4	0-0	0	0	0	0
Totals	13	18	31	6.0-19	2.5-11	0	0	0	0

2018									
DEFENSE	UT	AT	TM	TFL	SACKS	INT	PBU	FR	FF
Utah State	2	3	5	0-0	0-0	0	0	0	0
Arizona State	4	1	5	2.0-3	0-0	0	0	0	0
Indiana	2	1	3	1.0-5	1.0-5	0	2	0	0
Central Michigan	1	2	3	1.0-6	0.5-4	0	0	0	0
Northwestern	1	2	3	2.0-8	0-0	0	1	0	0
Penn State	2	3	5	0-0	0-0	0	0	0	0
Michigan	2	2	4	1.5-3	0-0	0	0	0	1
Purdue	1	5	6	0.5-3	0-0	0	0	0	0
Maryland	0	1	1	0-0	0-0	0	1	0	0
Ohio State	1	5	6	1.0-2	0-0	0	0	0	0
Nebraska	0	5	5	0.5-0	0-0	0	1	0	0
Rutgers	0	3	3	0-0	0-0	0	0	0	0
Oregon	1	3	4	1-5	0.5-4	0	0	0	0
Totals	17	36	53	10.5-35	2-13	0	3	0	1

2019									
DEFENSE	UT	AT	TM	TFL	SACKS	INT	PBU	FR	FF
Tulsa	0	3	3	0.5-3	0.5-3	0	0	0	1
Western Michigan	0	1	1	0-0	0-0	0	0	0	0
Arizona State	0	3	3	1.0-2	1.0-2	0	0	0	0
Northwestern	2	0	2	2.0-11	1.0-9	0	0	0	0
Indiana	2	3	5	1.5-6	1.0-6	0	0	0	0
Ohio State	5	3	8	0-0	0-0	0	0	0	0
Wisconsin	1	2	3	0-0	0-0	0	0	0	0
Totals	10	15	25	5.0-22	3.5-20	0	0	0	1

2019 Michigan State Football Michigan State Combined Team Statistics (as of Oct 14, 2019) All games

Date	Opponent	Score	Att.	Record:	Overall	Home	Away	Neutral
Aug 30, 2019	TULSA	W 28-7	72005	All games	4-3	3-1	1-2	0-0
Sep 07, 2019	WESTERN MICHIGAN	W 51-17	73113	Conference	2-2	1-0	1-2	0-0
Sep 14, 2019	ARIZONA STATE	L 7-10	73531	Non-Conference	2-1	2-1	0-0	0-0
* Sep 21, 2019	at Northwestern	W 31-10	40114					
* Sep 28, 2019	INDIANA	W 40-31	71048					
* Oct 05, 2019	at #4 Ohio State	L 10-34	104797					
* Oct 12, 2019	at #8 Wisconsin	L 0-38	80470					

Rushing	gp-gs	att	gain	loss	net	avg	td	lg	avg/g
Collins, Elijah	7-6	98	512	20	492	5.0	3	58	70.3
Lewerke, Brian	7-7	53	214	67	147	2.8	0	30	21.0
Heyward, Connor	4-1	24	83	4	79	3.3	0	14	19.8
Williams, Anthony	6-0	19	63	13	50	2.6	0	17	8.3
Jefferson, La'Darius	6-0	19	30	5	25	1.3	2	5	4.2
White, Cody	7-7	5	28	3	25	5.0	0	13	3.6
Thompson, Tyriq	7-7	1	20	0	20	20.0	0	20	2.9
Nelson, Laress	7-0	1	5	0	5	5.0	0	5	0.7
Thomas, Alante	2-0	2	1	0	1	0.5	1	1	0.5
Total	7	231	961	141	820	3.5	6	58	117.1
Opponents	7	245	1077	253	824	3.4	8	67	117.7

Passing	gp-gs	effic	comp-att-int	pct	yds	td	lg	avg/g
Lewerke, Brian	7-7	129.55	131-228-3	57.5	1596	11	48	228.0
Lombardi, Rocky	5-0	65.31	6-15-1	40.0	69	0	19	13.8
TEAM	6-0	0.00	0-1-0	0.0	0	0	0	0.0
Stewart, Darrell	7-6	242.80	1-1-0	100.0	17	0	17	2.4
Total	7	125.55	138-245-4	56.3	1682	11	48	240.3
Opponents	7	126.16	145-219-7	66.2	1376	9	60	196.6

Receiving	gp-gs	no.	yds	avg	td	lg	avg/g
Stewart, Darrell	7-6	46	683	14.8	4	44	97.6
White, Cody	7-7	27	333	12.3	2	30	47.6
Seybert, Matt	7-6	15	185	12.3	3	48	26.4
Hayes, C.J.	7-2	12	117	9.8	0	22	16.7
Dotson, Matt	6-4	11	96	8.7	1	20	16.0
Heyward, Connor	4-1	7	52	7.4	1	15	13.0
Collins, Elijah	7-6	5	36	7.2	0	16	5.1
Gillison, Trenton	6-2	4	46	11.5	0	19	7.7
Barnett, Julian	7-0	3	53	17.7	0	29	7.6
Jefferson, La'Darius	6-0	3	34	11.3	0	18	5.7
Nailor, Jalen	1-1	3	5	1.7	0	3	5.0
Nelson, Laress	7-0	1	25	25.0	0	25	3.6
Lewerke, Brian	7-7	1	17	17.0	0	17	2.4
Total	7	138	1682	12.2	11	48	240.3
Opponents	7	145	1376	9.5	9	60	196.6

Field Goals	fg	pct.	01-19	20-29	30-39	40-49	50-99	lg	blk
Coghlin, Matt	11-17	64.7	0-0	4-5	3-4	4-8	0-0	47	0

Scoring	td	fg	PAT				dpx	saf	pts
			kick	rush	rcv	pass			
Coghlin, Matt	-	11-17	18-18	-	-	-	-	-	51
Stewart, Darrell	4	-	-	-	-	-	-	-	24
Collins, Elijah	3	-	-	-	-	-	-	-	18
Seybert, Matt	3	-	-	-	-	-	-	-	18
Jefferson, La'Darius	2	-	-	-	-	-	-	-	12
White, Cody	2	-	-	-	-	-	-	-	12
Dowell, Michael	1	-	-	-	-	-	-	-	6
Heyward, Connor	1	-	-	-	-	-	-	-	6
Dotson, Matt	1	-	-	-	-	-	-	-	6
Willekes, Kenny	1	-	-	-	-	-	-	-	6
Thomas, Alante	1	-	-	-	-	-	-	-	6
TEAM	-	-	-	-	-	-	1	-	2
Total	19	11-17	18-18	-	-	-	1	167	
Opponents	18	7-10	18-18	-	-	-	-	147	

Score by Quarters	1st	2nd	3rd	4th	OT	Total
Michigan State	42	59	19	47	0	167
Opponents	17	61	3	66	0	147

Team Statistics	MSU	OPP
FIRST DOWNS	139	127
Rushing	54	46
Passing	72	65
Penalty	13	16
RUSHING YARDAGE	820	824
Rushing Attempts	231	245
Average Per Rush	3.5	3.4
Average Per Game	117.1	117.7
TDs Rushing	6	8
PASSING YARDAGE	1682	1376
Comp-Att-Int	138-245-4	145-219-7
Average Per Pass	6.9	6.3
Average Per Catch	12.2	9.5
Average Per Game	240.3	196.6
TDs Passing	11	9
TOTAL OFFENSE	2502	2200
Average Per Play	5.3	4.7
Average Per Game	357.4	314.3
KICK RETURNS: #-Yards	11-217	18-395
PUNT RETURNS: #-Yards	14-113	13-66
INT RETURNS: #-Yards	7-68	4-71
FUMBLES-LOST	9-5	12-5
PENALTIES-Yards	46-411	45-393
PUNTS-AVG	36-46.5	39-41.6
TIME OF POSSESSION/Game	28:44	31:16
3RD-DOWN Conversions	39/101	39/101
4TH-DOWN Conversions	6/11	7/11

Interceptions	no.	yds	avg	td	lg
Scott, Josiah	2	34	17.0	0	34
Beesley, Drew	1	2	2.0	0	2
Bachie, Joe	1	19	19.0	0	19
Thompson, Tyriq	1	0	0.0	0	0
Henderson, Xavier	1	0	0.0	0	0
Simmons, Antjuan	1	13	13.0	0	13

Punting	no.	yds	avg	lg	tb	fc	i20	50+	blk
Hartbarger, Jake	36	1674	46.5	61	6	6	13	15	0

Punt Returns	no.	yds	avg	td	lg
White, Cody	7	40	5.7	0	10
Sowards, Brandon	4	47	11.8	0	22
Nailor, Jalen	2	17	8.5	0	10
Long, Dominique	1	9	9.0	0	0
Total	14	113	8.1	0	22
Opponents	13	66	5.1	0	19

Kick Returns	no.	yds	avg	td	lg
Stewart, Darrell	7	151	21.6	0	31
Nailor, Jalen	2	51	25.5	0	28
Barnett, Julian	1	7	7.0	0	7
TEAM	1	8	8.0	0	0
Total	11	217	19.7	0	31
Opponents	18	395	21.9	0	38

All Purpose	g	rush	rcv	pr	kr	ir	total	avg/g
Stewart, Darrell	7	-13	683	0	151	0	821	117.3
Collins, Elijah	7	492	36	0	0	0	528	75.4
White, Cody	7	25	333	40	0	0	398	56.9
Seybert, Matt	7	0	185	0	0	0	185	26.4
Lewerke, Brian	7	147	17	0	0	0	164	23.4
Total	7	820	1682	113	217	68	2900	414.3
Opponents	7	824	1376	66	395	71	2732	390.3

Total Offense	g	plays	rush	pass	total	avg/g
Lewerke, Brian	7	281	147	1596	1743	249.0
Collins, Elijah	7	98	492	0	492	70.3
Heyward, Connor	4	24	79	0	79	19.8
Lombardi, Rocky	5	19	-3	69	66	13.2
Williams, Anthony	6	19	50	0	50	8.3
Total	7	476	820	1682	2502	357.4
Opponents	7	464	824	1376	2200	314.3

2019 Michigan State Football
Michigan State Overall Team Statistics (as of Oct 14, 2019)
All games

Team Statistics	MSU	OPP
SCORING	167	147
Points Per Game	23.9	21.0
Points Off Turnovers	50	10
FIRST DOWNS	139	127
Rushing	54	46
Passing	72	65
Penalty	13	16
RUSHING YARDAGE	820	824
Yards gained rushing	961	1077
Yards lost rushing	141	253
Rushing Attempts	231	245
Average Per Rush	3.5	3.4
Average Per Game	117.1	117.7
TDs Rushing	6	8
PASSING YARDAGE	1682	1376
Comp-Att-Int	138-245-4	145-219-7
Average Per Pass	6.9	6.3
Average Per Catch	12.2	9.5
Average Per Game	240.3	196.6
TDs Passing	11	9
TOTAL OFFENSE	2502	2200
Total Plays	476	464
Average Per Play	5.3	4.7
Average Per Game	357.4	314.3
KICK RETURNS: #-Yards	11-217	18-395
PUNT RETURNS: #-Yards	14-113	13-66
INT RETURNS: #-Yards	7-68	4-71
KICK RETURN AVERAGE	19.7	21.9
PUNT RETURN AVERAGE	8.1	5.1
INT RETURN AVERAGE	9.7	17.8
FUMBLES-LOST	9-5	12-5
PENALTIES-Yards	46-411	45-393
Average Per Game	58.7	56.1
PUNTS-Yards	36-1674	39-1622
Average Per Punt	46.5	41.6
Net punt average	41.3	37.2
KICKOFFS-Yards	35-2003	33-1935
Average Per Kick	57.2	58.6
Net kick average	38.1	39.9
TIME OF POSSESSION/Game	28:44	31:16
3RD-DOWN Conversions	39/101	39/101
3rd-Down Pct	39%	39%
4TH-DOWN Conversions	6/11	7/11
4th-Down Pct	55%	64%
SACKS BY-Yards	20-120	10-56
MISC YARDS	0	0
TOUCHDOWNS SCORED	19	18
FIELD GOALS-ATTEMPTS	11-17	7-10
ON-SIDE KICKS	0-0	0-0
RED-ZONE SCORES	(22-26) 85%	(16-21) 76%
RED-ZONE TOUCHDOWNS	(15-26) 58%	(11-21) 52%
PAT-ATTEMPTS	(18-18) 100%	(18-18) 100%
ATTENDANCE	289697	225381
Games/Avg Per Game	4/72424	3/75127
Neutral Site Games		0/0

Score by Quarters	1st	2nd	3rd	4th	OT	Total
Michigan State	42	59	19	47	0	167
Opponents	17	61	3	66	0	147

2019 Michigan State Football
Michigan State Individual Season/Career Statistics (as of Oct 14, 2019)
All games

	SEASON									CAREER								
Rushing	gp	att	gain	loss	net	avg	td	lg	avg/g	gp	att	gain	loss	net	avg	td	lg	avg/g
Collins, Elijah	7	98	512	20	492	5.0	3	58	70.3	10	100	520	20	500	5.0	3	58	50.0
Lewerke, Brian	7	53	214	67	147	2.8	0	30	21.0	35	288	1427	388	1039	3.6	7	61	29.7
Heyward, Connor	4	24	83	4	79	3.3	0	14	19.8	29	145	650	32	618	4.3	5	80	21.3
Williams, Anthony	6	19	63	13	50	2.6	0	17	8.3	6	19	63	13	50	2.6	0	17	8.3
White, Cody	7	5	28	3	25	5.0	0	13	3.6	29	10	69	3	66	6.6	1	22	2.3
Jefferson, La'Darius	6	19	30	5	25	1.3	2	5	4.2	17	97	296	16	280	2.9	4	27	16.5
Thompson, Tyriq	7	1	20	0	20	20.0	0	20	2.9	42	1	20	0	20	20.0	0	20	0.5
Nelson, Laress	7	1	5	0	5	5.0	0	5	0.7	26	4	10	1	9	2.2	0	5	0.3
Thomas, Alante	2	2	1	0	1	0.5	1	1	0.5	3	3	7	0	7	2.3	1	6	2.3
Lombardi, Rocky	5	4	5	8	-3	-0.8	0	3	-0.6	13	42	210	83	127	3.0	0	47	9.8
TEAM	6	3	0	8	-8	-2.7	0	0	-1.3									
Stewart, Darrell	7	2	0	13	-13	-6.5	0	0	-1.9	41	28	182	30	152	5.4	0	46	3.7
Total	7	231	961	141	820	3.5	6	58	117.1									
Opponents	7	245	1077	253	824	3.4	8	67	117.7									
Passing	gp	effic	comp-att-int	pct	yds	td	lg	avg/g	gp	effic	comp-att-int	pct	yds	td	lg	avg/g		
Lewerke, Brian	7	129.55	131-228-3	57.5	1596	11	48	228.0	35	120.59	592-1041-22	56.9	6810	41	60	194.6		
Lombardi, Rocky	5	65.31	6-15-1	40.0	69	0	19	13.8	13	85.02	74-169-4	43.8	807	3	48	62.1		
TEAM	6	0.00	0-1-0	0.0	0	0	0	0.0										
Stewart, Darrell	7	242.80	1-1-0	100.0	17	0	17	2.4	41	353.20	2-2-0	100.0	21	1	17	0.5		
Total	7	125.55	138-245-4	56.3	1682	11	48	240.3										
Opponents	7	126.16	145-219-7	66.2	1376	9	60	196.6										
Receiving	gp	no.	yds	avg	td	lg	avg/g	gp	no.	yds	avg	td	lg	avg/g				
Stewart, Darrell	7	46	683	14.8	4	44	97.6	41	147	1626	11.1	7	44	39.7				
White, Cody	7	27	333	12.3	2	30	47.6	29	104	1378	13.2	8	60	47.5				
Seybert, Matt	7	15	185	12.3	3	48	26.4	15	15	185	12.3	3	48	12.3				
Hayes, C.J.	7	12	117	9.8	0	22	16.7	13	13	130	10.0	0	22	10.0				
Dotson, Matt	6	11	96	8.7	1	20	16.0	29	27	274	10.1	2	21	9.4				
Heyward, Connor	4	7	52	7.4	1	15	13.0	29	43	314	7.3	2	36	10.8				
Collins, Elijah	7	5	36	7.2	0	16	5.1	10	5	36	7.2	0	16	3.6				
Gillison, Trenton	6	4	46	11.5	0	19	7.7	8	4	46	11.5	0	19	5.8				
Barnett, Julian	7	3	53	17.7	0	29	7.6	7	3	53	17.7	0	29	7.6				
Jefferson, La'Darius	6	3	34	11.3	0	18	5.7	17	10	63	6.3	0	18	3.7				
Nailor, Jalen	1	3	5	1.7	0	3	5.0	9	11	143	13.0	2	48	15.9				
Nelson, Laress	7	1	25	25.0	0	25	3.6	26	16	168	10.5	0	25	6.5				
Lewerke, Brian	7	1	17	17.0	0	17	2.4	35	4	32	8.0	1	17	0.9				
Total	7	138	1682	12.2	11	48	240.3											
Opponents	7	145	1376	9.5	9	60	196.6											
Total Offense	g	plays	rush	pass	total	avg/g	g	plays	rush	pass	total	avg/g						
Lewerke, Brian	7	281	147	1596	1743	249.0	35	1329	1039	6810	7849	224.3						
Collins, Elijah	7	98	492	0	492	70.3	10	100	500	0	500	50.0						
Heyward, Connor	4	24	79	0	79	19.8	29	147	618	36	654	22.6						
Lombardi, Rocky	5	19	-3	69	66	13.2	13	211	127	807	934	71.8						
Williams, Anthony	6	19	50	0	50	8.3	6	19	50	0	50	8.3						
White, Cody	7	5	25	0	25	3.6	29	11	66	6	72	2.5						
Jefferson, La'Darius	6	19	25	0	25	4.2	17	97	280	0	280	16.5						
Thompson, Tyriq	7	1	20	0	20	2.9	42	1	20	0	20	0.5						
Nelson, Laress	7	1	5	0	5	0.7	26	4	9	0	9	0.3						
Stewart, Darrell	7	3	-13	17	4	0.6	41	30	152	21	173	4.2						
Thomas, Alante	2	2	1	0	1	0.5	3	3	7	0	7	2.3						
TEAM	6	4	-8	0	-8	-1.3												
Total	7	476	820	1682	2502	357.4												
Opponents	7	464	824	1376	2200	314.3												

2019 Michigan State Football
Michigan State Individual Season/Career Statistics (as of Oct 14, 2019)
All games

	SEASON						CAREER											
	td	fg	kick	PAT			dxp	saf	pts	td	fg	kick	PAT			dxp	saf	pts
Scoring				rush	rcv	pass						rush	rcv	pass				
Coghlin, Matt	-	11-17	18-18	-	-	-	-	-	51	1	44-58	81-81	-	-	-	-	-	219
Stewart, Darrell	4	-	-	-	-	-	-	-	24	7	-	-	-	-	-	-	42	
Seybert, Matt	3	-	-	-	-	-	-	-	18	3	-	-	-	-	-	-	18	
Collins, Elijah	3	-	-	-	-	-	-	-	18	3	-	-	-	-	-	-	18	
White, Cody	2	-	-	-	-	-	-	-	12	9	-	-	1	-	-	-	56	
Jefferson, La'Darius	2	-	-	-	-	-	-	-	12	4	-	-	-	-	-	-	24	
Heyward, Connor	1	-	-	-	-	-	-	-	6	7	-	-	-	-	-	-	42	
Willekes, Kenny	1	-	-	-	-	-	-	-	6	1	-	-	-	-	-	-	6	
Thomas, Alante	1	-	-	-	-	-	-	-	6	1	-	-	-	-	-	-	6	
Dotson, Matt	1	-	-	-	-	-	-	-	6	2	-	-	-	-	-	-	12	
Dowell, Michael	1	-	-	-	-	-	-	-	6	1	-	-	-	-	-	-	6	
TEAM	-	-	-	-	-	-	-	1	2									
Total	19	11-17	18-18	-	-	-	-	1	167									
Opponents	18	7-10	18-18	-	-	-	-	-	147									

Punt Returns	no.	yds	avg	td	lg	no.	yds	avg	td	lg
White, Cody	7	40	5.7	0	10	19	85	4.5	0	21
Sowards, Brandon	4	47	11.8	0	22	30	222	7.4	0	24
Nailor, Jalen	2	17	8.5	0	10	6	30	5.0	0	10
Long, Dominique	1	9	9.0	0	0	1	9	9.0	0	0
Total	14	113	8.1	0	22					
Opponents	13	66	5.1	0	19					

Kick Returns	no.	yds	avg	td	lg	no.	yds	avg	td	lg
Stewart, Darrell	7	151	21.6	0	31	22	527	24.0	0	43
Nailor, Jalen	2	51	25.5	0	28	2	51	25.5	0	28
Barnett, Julian	1	7	7.0	0	7	1	7	7.0	0	7
TEAM	1	8	8.0	0	0					
Total	11	217	19.7	0	31					
Opponents	18	395	21.9	0	38					

Interceptions	no.	yds	avg	td	lg	no.	yds	avg	td	lg
Scott, Josiah	2	34	17.0	0	34	6	46	7.7	0	34
Henderson, Xavier	1	0	0.0	0	0	1	0	0.0	0	0
Beesley, Drew	1	2	2.0	0	2	1	2	2.0	0	2
Thompson, Tyriq	1	0	0.0	0	0	2	0	0.0	0	0
Simmons, Antjuan	1	13	13.0	0	13	2	17	8.5	0	13
Bachie, Joe	1	19	19.0	0	19	5	35	7.0	0	19
Total	7	68	9.7	0	34					
Opponents	4	71	17.8	1	34					

Fumble Returns	no.	yds	avg	td	lg	no.	yds	avg	td	lg
Willekes, Kenny	1	4	4.0	1	4	2	11	5.5	1	7
Dowell, Michael	0	0	0.0	1	0	0	0	0.0	1	0
Total	1	4	4.0	2	4					
Opponents	1	22	22.0	0	22					

2019 Michigan State Football
Michigan State Individual Season/Career Statistics (as of Oct 14, 2019)
All games

All Purpose	SEASON								CAREER							
	g	rush	rcv	pr	kr	ir	total	avg/g	g	rush	rcv	pr	kr	ir	total	avg/g
Stewart, Darrell	7	-13	683	0	151	0	821	117.3	41	152	1626	20	527	0	2325	56.7
Collins, Elijah	7	492	36	0	0	0	528	75.4	10	500	36	0	0	0	536	53.6
White, Cody	7	25	333	40	0	0	398	56.9	29	66	1378	85	0	0	1529	52.7
Seybert, Matt	7	0	185	0	0	0	185	26.4	15	0	185	0	0	0	185	12.3
Lewerke, Brian	7	147	17	0	0	0	164	23.4	35	1039	32	0	0	0	1071	30.6
Heyward, Connor	4	79	52	0	0	0	131	32.8	29	618	314	6	723	0	1661	57.3
Hayes, C.J.	7	0	117	0	0	0	117	16.7	13	0	130	0	0	0	130	10.0
Dotson, Matt	6	0	96	0	0	0	96	16.0	29	0	274	0	0	0	274	9.4
Nailor, Jalen	1	0	5	17	51	0	73	73.0	9	128	143	30	51	0	352	39.1
Barnett, Julian	7	0	53	0	7	0	60	8.6	7	0	53	0	7	0	60	8.6
Jefferson, La'Dari	6	25	34	0	0	0	59	9.8	17	280	63	0	0	0	343	20.2
Williams, Anthon	6	50	0	0	0	0	50	8.3	6	50	0	0	0	0	50	8.3
Sowards, Brando	7	0	0	47	0	0	47	6.7	39	-1	201	222	0	0	422	10.8
Gillison, Trenton	6	0	46	0	0	0	46	7.7	8	0	46	0	0	0	46	5.8
Scott, Josiah	7	0	0	0	0	34	34	4.9	24	0	0	0	0	46	46	1.9
Nelson, Laress	7	5	25	0	0	0	30	4.3	26	9	168	45	0	0	222	8.5
Thompson, Tyriq	7	20	0	0	0	0	20	2.9	42	20	0	0	0	0	20	0.5
Bachie, Joe	7	0	0	0	0	19	19	2.7	39	0	0	0	0	35	35	0.9
Simmons, Antjua	7	0	0	0	0	13	13	1.9	33	-6	0	0	78	17	89	2.7
Long, Dominique	7	0	0	9	0	0	9	1.3	31	0	0	9	0	0	9	0.3
Beesley, Drew	7	0	0	0	0	2	2	0.3	20	0	0	0	0	2	2	0.1
Thomas, Alante	2	1	0	0	0	0	1	0.5	3	7	-6	0	0	0	1	0.3
Lombardi, Rocky	5	-3	0	0	0	0	-3	-0.6	13	127	0	0	0	0	127	9.8
Total	7	820	1682	113	217	68	2900	414.3								
Opponents	7	824	1376	66	395	71	2732	390.3								

Field Goals	att	good	long	blkd	att	good	long	blkd
Coghlin, Matt	17	11	47	0	58	44	49	1
Total	17	11	47	0				
Opponents	10	7	43	0				

Punting	no.	yds	avg	lg	blk	no.	yds	avg	lg	blk
Hartbarger, Jake	36	1674	46.5	61	0	222	9507	42.8	74	1
Total	36	1674	46.5	61	0					
Opponents	39	1622	41.6	65	1					

Kickoffs	no.	yds	avg	tb	ob	no.	yds	avg	tb	ob
Hahn, Cole	22	1236	56.2	5	2	81	4738	58.5	29	5
Morris, Evan	11	659	59.9	5	0	11	659	59.9	5	0
Coghlin, Matt	2	108	54.0	1	0	2	108	54.0	1	0
Total	35	2003	57.2	11	2					
Opponents	33	1935	58.6	16	0					

2019 Michigan State Football
Michigan State Team Game-by-Game (as of Oct 14, 2019)
All games

TEAM STATISTICS

Date	Opponent	Rushing				Receiving				Passing				Kick Returns				Punt Returns				tot off		
		no.	yds	td	lg	no.	yds	td	lg	cmp	att	int	yds	td	lg	no.	yds	td	lg	no.	yds		td	lg
Aug 30	TULSA	40	108	0	16	22	195	1	30	22	38	0	195	1	30	2	51	0	28	5	39	0	10	303
Sep 07	WESTERN MICHIGAN	34	251	3	58	24	331	3	42	24	33	1	331	3	42	3	48	0	25	1	10	0	10	582
Sep 14	ARIZONA STATE	35	113	1	16	24	291	0	48	24	39	0	291	0	48	2	27	0	19	2	11	0	8	404
Sep 21	at Northwestern	40	109	1	13	18	228	3	29	18	31	0	228	3	29	1	31	0	31	4	32	0	14	337
Sep 28	INDIANA	34	142	1	30	18	300	3	44	18	36	0	300	3	44	2	42	0	22	1	22	0	22	442
Oct 05	at Ohio State	27	67	0	23	20	218	1	20	20	38	1	218	1	20	0	0	0	0	0	0	0	0	285
Oct 12	at Wisconsin	21	30	0	20	12	119	0	19	12	30	2	119	0	19	1	18	0	18	1	-1	0	0	149
Opponents		231	820	6	58	138	1682	11	48	138	245	4	1682	11	48	11	217	0	31	14	113	0	22	2502
Opponents		245	824	8	67	145	1376	9	60	145	219	7	1376	9	60	18	395	0	38	13	66	0	19	2200

Games: 7 • Avg/rush: 3.5 • Avg/catch: 12.2 • Pass effic: 125.55 • KR avg: 19.7 • PR avg: 8.1 • All purpose avg/game: 414.3 • Total offense avg/gm: 357.4

Date	Opponent	Tackles				Sacks no-yds	Fumble		Pass Defense			blkd kick	PAT Attempts			off		
		ua	a	total	fl-yds		ff	fr-yds	int-yds	qbh	brup		kick	rush	rcv	saf	t/o	pts
Aug 30	TULSA	26	38	64	13.0-66	6.0-39	4	2-4	1-13	5	2	1	2-2	0	0	1	13	28
Sep 07	WESTERN MICHIGAN	43	22	65	6.0-26	3.0-17	0	1-0	2-0	4	7	0	6-6	0	0	0	17	51
Sep 14	ARIZONA STATE	17	48	65	7.0-17	4.0-10	0	0-0	0-0	7	4	0	1-1	0	0	0	7	
Sep 21	at Northwestern	54	8	62	8.0-35	2.0-18	0	0-0	3-21	4	6	0	4-4	0	0	0	14	31
Sep 28	INDIANA	43	38	81	7.0-21	1.0-6	0	1-0	0-0	6	3	0	4-4	0	0	0	6	40
Oct 05	at Ohio State	47	30	77	7.0-29	3.0-23	1	1-0	1-34	0	1	0	1-1	0	0	0	10	
Oct 12	at Wisconsin	52	16	68	5.0-12	1.0-7	1	0-0	0-0	0	1	0	0-0	0	0	0	0	
Opponents		282	200	482	53.0-206	20.0-120	6	5-4	7-68	26	24	1	18-18	0	0	1	50	167
Opponents		247	202	449	35.0-124	10.0-56	4	5-22	4-71	18	29	0	18-18	0	0	0	10	147

Date	Opponent	Punting							Field Goals			Kickoffs						
		no.	yds	avg	long	blkd	tb	fc	50+	i20	md-att	long	blkd	no.	yds	avg	tb	ob
Aug 30	TULSA	5	237	47.4	61	0	0	0	2	2	4-4	47	0	7	393	56.1	1	1
Sep 07	WESTERN MICHIGAN	1	42	42.0	42	0	0	0	0	0	3-3	38	0	9	544	60.4	4	0
Sep 14	ARIZONA STATE	4	180	45.0	55	0	1	1	2	2	0-3	0	0	2	115	57.5	1	0
Sep 21	at Northwestern	6	282	47.0	55	0	1	0	3	2	1-2	26	0	6	342	57.0	3	1
Sep 28	INDIANA	4	217	54.2	60	0	2	0	3	2	2-3	44	0	7	403	57.6	1	0
Oct 05	at Ohio State	7	328	46.9	60	0	2	2	2	4	1-2	39	0	3	145	48.3	1	0
Oct 12	at Wisconsin	9	388	43.1	61	0	0	3	3	1	0-0	0	0	1	61	61.0	0	0
Opponents		36	1674	46.5	61	0	6	6	15	13	11-17	47	0	35	2003	57.2	11	2
Opponents		39	1622	41.6	65	1	3	14	11	8	7-10	43	0	33	1935	58.6	16	0

2019 Michigan State Football
Michigan State Opponent Game-by-Game (as of Oct 14, 2019)
All games

OPPONENT STATISTICS

Date	Opponent	Rushing				Receiving				Passing				Kick Returns				Punt Returns				tot off
		no.	yds	td	lg	no.	yds	td	lg	cmp	att	int	yds	td	lg	no.	yds	td	lg	no.	yds	
Aug 30	TULSA	25	-73	0	8	16	153	1	37	16-27-1	153	1	37	4	87	0	29	4	22	0	11	80
Sep 07	WESTERN MICHIGAN	27	67	0	26	27	285	2	43	27-41-2	285	2	43	5	115	0	34	1	-4	0	0	352
Sep 14	ARIZONA STATE	26	76	1	16	15	140	0	40	15-26-0	140	0	40	1	20	0	20	1	-3	0	0	216
Sep 21	at Northwestern	44	139	1	21	19	126	0	20	19-37-3	126	0	20	1	22	0	22	2	30	0	19	265
Sep 28	INDIANA	28	70	1	19	33	286	3	28	33-42-0	286	3	28	6	113	0	25	2	12	0	10	356
Oct 05	at Ohio State	49	323	2	67	17	206	2	60	17-25-1	206	2	60	0	0	0	0	0	0	0	0	529
Oct 12	at Wisconsin	46	222	3	66	18	180	1	27	18-21-0	180	1	27	1	38	0	38	3	9	0	5	402
Michigan State		245	824	8	67	145	1376	9	60	145-219-7	1376	9	60	18	395	0	38	13	66	0	19	2200
		231	820	6	58	138	1682	11	48	138-245-4	1682	11	48	11	217	0	31	14	113	0	22	2502

Games: 7 • Avg/rush: 3.4 • Avg/catch: 9.5 • Pass effic: 126.16 • KR avg: 21.9 • PR avg: 5.1 • All purpose avg/game: 390.3 • Total offense avg/gm: 314.3

Date	Opponent	Tackles				Sacks no-yds	Fumble		Pass Defense			blkd kick	PAT Attempts			off			
		ua	a	total	tfl-yds		ff	fr-yds	int-yds	qbh	brup		kick	rush	rcv	saf	t/o	pts	
Aug 30	TULSA	38	52	90	6.0-16	1.0-7	0	0-0	0-0	2	2	0	1-1	0	0	0	0	0	7
Sep 07	WESTERN MICHIGAN	33	40	73	3.0-8	0.0-0	1	1-0	1-0	3	4	0	2-2	0	0	0	0	0	17
Sep 14	ARIZONA STATE	39	42	81	4.0-13	1.0-4	1	1-0	0-0	2	5	0	1-1	0	0	0	0	0	10
Sep 21	at Northwestern	42	24	66	5.0-23	2.0-8	1	1-0	0-0	3	4	0	1-1	0	0	0	0	0	10
Sep 28	INDIANA	36	22	58	3.0-8	0.0-0	0	0-0	0-0	6	7	0	4-4	0	0	0	0	0	31
Oct 05	at Ohio State	33	16	49	9.0-34	4.0-25	1	2-22	1-26	1	3	0	4-4	0	0	0	0	3	34
Oct 12	at Wisconsin	26	6	32	5.0-22	2.0-12	0	0-0	2-45	1	4	0	5-5	0	0	0	0	7	38
Michigan State		247	202	449	35.0-124	10.0-56	4	5-22	4-71	18	29	0	18-18	0	0	0	0	10	147
		282	200	482	53.0-206	20.0-120	6	5-4	7-68	26	24	1	18-18	0	0	1	50	167	

Date	Opponent	Punting							Field Goals			Kickoffs						
		no.	yds	avg	long	blkd	tb	fc	50+	i20	md-att	long	blkd	no.	yds	avg	tb	ob
Aug 30	TULSA	9	369	41.0	54	1	0	2	4	2	0-0	0	0	3	173	57.7	1	0
Sep 07	WESTERN MICHIGAN	4	192	48.0	61	0	1	1	2	1	1-3	31	0	4	252	63.0	1	0
Sep 14	ARIZONA STATE	7	288	41.1	52	0	1	2	2	3	1-1	41	0	3	145	48.3	0	0
Sep 21	at Northwestern	6	213	35.5	44	0	0	0	0	0	1-1	39	0	3	181	60.3	1	0
Sep 28	INDIANA	5	229	45.8	65	0	1	3	1	0	1-1	26	0	6	374	62.3	4	0
Oct 05	at Ohio State	4	193	48.2	53	0	0	4	2	0	2-3	43	0	7	355	50.7	3	0
Oct 12	at Wisconsin	4	138	34.5	48	0	0	2	0	2	1-1	29	0	7	455	65.0	6	0
Michigan State		39	1622	41.6	65	1	3	14	11	8	7-10	43	0	33	1935	58.6	16	0
		36	1674	46.5	61	0	6	6	15	13	11-17	47	0	35	2003	57.2	11	2

2019 Michigan State Football
Michigan State Game Superlatives (as of Oct 14, 2019)
All games

INDIVIDUAL GAME HIGHS

Rushes	19	Collins, Elijah vs Arizona State (Sep 14, 2019)
Yards Rushing	192	Collins, Elijah vs Western Michigan (Sep 07, 2019)
TD Rushes	2	Jefferson, La'Darius vs Western Michigan (Sep 07, 2019)
Long Rush	58	Collins, Elijah vs Western Michigan (Sep 07, 2019)
Pass attempts	38	Lewerke, Brian vs Arizona State (Sep 14, 2019)
	38	Lewerke, Brian at Ohio State (Oct 05, 2019)
Pass completions	24	Lewerke, Brian vs Arizona State (Sep 14, 2019)
Yards Passing	314	Lewerke, Brian vs Western Michigan (Sep 07, 2019)
TD Passes	3	Lewerke, Brian vs Western Michigan (Sep 07, 2019)
	3	Lewerke, Brian at Northwestern (Sep 21, 2019)
	3	Lewerke, Brian vs Indiana (Sep 28, 2019)
Long Pass	48	Lewerke, Brian vs Arizona State (Sep 14, 2019)
Receptions	10	Stewart, Darrell vs Western Michigan (Sep 07, 2019)
Yards Receiving	185	Stewart, Darrell vs Western Michigan (Sep 07, 2019)
TD Receptions	2	Seybert, Matt at Northwestern (Sep 21, 2019)
	2	Stewart, Darrell vs Indiana (Sep 28, 2019)
Long Reception	48	Seybert, Matt vs Arizona State (Sep 14, 2019)
Field Goals	4	Coghlin, Matt vs Tulsa (Aug 30, 2019)
Long Field Goal	47	Coghlin, Matt vs Tulsa (Aug 30, 2019)
Punts	9	Hartbarger, Jake at Wisconsin (Oct 12, 2019)
Punting Avg	54.2	Hartbarger, Jake vs Indiana (Sep 28, 2019)
Long Punt	61	Hartbarger, Jake vs Tulsa (Aug 30, 2019)
	61	Hartbarger, Jake at Wisconsin (Oct 12, 2019)
Punts inside 20	4	Hartbarger, Jake at Ohio State (Oct 05, 2019)
Long Punt Return	22	Sowards, Brandon vs Indiana (Sep 28, 2019)
Long Kickoff Return	31	Stewart, Darrell at Northwestern (Sep 21, 2019)
Tackles	14	Bachie, Joe at Northwestern (Sep 21, 2019)
Sacks	2.0	Brown, Shakur vs Tulsa (Aug 30, 2019)
	2.0	Willekes, Kenny vs Western Michigan (Sep 07, 2019)
	2.0	Bachie, Joe at Ohio State (Oct 05, 2019)
Tackles For Loss	3.5	Panasiuk, Mike at Ohio State (Oct 05, 2019)
Interceptions	1	Simmons, Antjuan vs Tulsa (Aug 30, 2019)
	1	Henderson, Xavier vs Western Michigan (Sep 07, 2019)
	1	Thompson, Tyriq vs Western Michigan (Sep 07, 2019)
	1	Scott, Josiah at Northwestern (Sep 21, 2019)
	1	Bachie, Joe at Northwestern (Sep 21, 2019)
	1	Beesley, Drew at Northwestern (Sep 21, 2019)
	1	Scott, Josiah at Ohio State (Oct 05, 2019)

**2019 Michigan State Football
Michigan State Game Superlatives (as of Oct 14, 2019)
All games**

OPPONENT INDIVIDUAL GAME HIGHS

Rushes	26	Taylor, J., at Wisconsin (Oct 12, 2019)
Yards Rushing	172	Dobbins, J.K., at Ohio State (Oct 05, 2019)
TD Rushes	2	Taylor, J., at Wisconsin (Oct 12, 2019)
Long Rush	67	Dobbins, J.K., at Ohio State (Oct 05, 2019)
Pass attempts	42	Penix, Michael, vs Indiana (Sep 28, 2019)
Pass completions	33	Penix, Michael, vs Indiana (Sep 28, 2019)
Yards Passing	286	Penix, Michael, vs Indiana (Sep 28, 2019)
TD Passes	3	Penix, Michael, vs Indiana (Sep 28, 2019)
Long Pass	60	Fields, Justin, at Ohio State (Oct 05, 2019)
Receptions	14	Philyor, Whop, vs Indiana (Sep 28, 2019)
Yards Receiving	142	Philyor, Whop, vs Indiana (Sep 28, 2019)
TD Receptions	2	Philyor, Whop, vs Indiana (Sep 28, 2019)
Long Reception	60	Victor, B., at Ohio State (Oct 05, 2019)
Field Goals	2	Haubeil, Blake, at Ohio State (Oct 05, 2019)
Long Field Goal	43	Haubeil, Blake, at Ohio State (Oct 05, 2019)
Punts	8	BENNETT, T., vs Tulsa (Aug 30, 2019)
Punting Avg	48.2	Chrisman, Drue, at Ohio State (Oct 05, 2019)
Long Punt	65	Whitehead, H., vs Indiana (Sep 28, 2019)
Punts inside 20	3	Turk, Michael, vs Arizona State (Sep 14, 2019)
Long Punt Return	19	Jefferson, JJ, at Northwestern (Sep 21, 2019)
Long Kickoff Return	38	Cruickshank, A., at Wisconsin (Oct 12, 2019)
Tackles	14	TRANQUILL, J., vs Western Michigan (Sep 07, 2019)
Sacks	1.0	GIPSON, T., vs Tulsa (Aug 30, 2019)
	1.0	Lole, J., vs Arizona State (Sep 14, 2019)
	1.0	Miller, Alex, at Northwestern (Sep 21, 2019)
	1.0	Gaziano, Joe, at Northwestern (Sep 21, 2019)
	1.0	Browning, Baron, at Ohio State (Oct 05, 2019)
	1.0	Cornell, Jashon, at Ohio State (Oct 05, 2019)
	1.0	Wade, Shaun, at Ohio State (Oct 05, 2019)
	1.0	Orr, Chris, at Wisconsin (Oct 12, 2019)
	1.0	Loudermilk, I., at Wisconsin (Oct 12, 2019)
Tackles For Loss	2.0	GIPSON, T., vs Tulsa (Aug 30, 2019)
	2.0	McFadden, Micah, vs Indiana (Sep 28, 2019)
Interceptions	1	CLAYTON, N., vs Western Michigan (Sep 07, 2019)
	1	Fuller, Jordan, at Ohio State (Oct 05, 2019)
	1	Wildgoose, R., at Wisconsin (Oct 12, 2019)
	1	Baun, Zack, at Wisconsin (Oct 12, 2019)



2019 SPARTAN FOOTBALL GAME NOTES

2019 SCORING DRIVES BREAKDOWN

MSU SCORING DRIVES (Game-by-Game)

Opp.	Plays	Yards	Time	Result	Qtr	Scoring Play
TUL	9	73	3:19	TD	1	Heyward 15-yd pass; Lewerke
TUL	4	4	0:48	FG	2	Coghlin 38-yd FG
TUL	7	7	2:07	FG	2	Coghlin 47-yd FG
TUL	4	4	1:30	FG	3	Coghlin 44-yd FG
TUL	17	73	7:23	FG	4	Coghlin 40-yd FG
WMU	4	79	1:34	TD	1	Dotson 2-yd pass; Lewerke
WMU	9	69	2:43	TD	1	Jefferson 2-yd run
WMU	5	80	2:17	TD	1	Stewart 42-yd pass; Lewerke
WMU	9	80	3:40	TD	2	White 2-yd pass; Lewerke
WMU	8	60	0:49	FG	2	Coghlin 38-yd FG
WMU	5	63	1:55	FG	3	Coghlin 23-yd FG
WMU	9	61	4:06	FG	3	Coghlin 20-yd FG
WMU	8	57	4:25	TD	4	Jefferson 1-yd run
WMU	4	24	2:11	TD	4	Thomas 1-yd run
ASU	10	70	5:31	TD	4	Collins 9-yd run
NU	9	75	3:18	TD	1	Collins 5-yd run
NU	11	62	1:15	TD	2	White 11-yd pass; Lewerke
NU	10	53	3:48	TD	3	Seybert 8-yd pass; Lewerke
NU	8	46	3:12	FG	3	Coghlin 26-yd FG
NU	3	22	1:24	TD	4	Seybert 7-yd pass; Lewerke
IU	6	71	2:11	TD	1	Collins 4-yd run
IU	10	75	3:40	TD	2	Stewart 5-yd pass; Lewerke
IU	5	56	0:46	TD	2	Stewart 26-yd pass; Lewerke
IU	2	26	0:30	TD	4	Seybert 10-yd pass; Lewerke
IU	13	54	6:25	FG	4	Coghlin 44-yd FG
IU	5	72	1:55	FG	4	Coghlin 21-yd FG
OSU	5	75	1:36	TD	2	Stewart 20-yd pass; Lewerke
OSU	9	34	5:06	FG	2	Coghlin 39-yd FG

Quick Strike Breakdown

Fewest Plays: 2, vs. Indiana
 Fewest Yards (TD): 22, vs. Northwestern
 Fewest Yards (FG): 4, twice vs. Tulsa
 Time of Possession: 0:48, vs. Tulsa

Longest Drives Breakdown

by No. of Plays: 17, vs. Tulsa
 by No. of Yards: 80 (twice), vs. Western Michigan
 Time of Possession: 7:23, vs. Tulsa
 Longest Scoring Play (run): Collins 9-yard run vs. Arizona State
 Longest Scoring Play (pass): Stewart 42-yard pass from Lewerke vs. Western Michigan

TD Drive Breakdown

No. of TD Scoring Drives: 17
 1-9 yards: 0
 10-19 yards: 0
 20-29 yards: 3
 30-39 yards: 0
 40-49 yards: 0
 50-59 yards: 3
 60-69 yards: 2
 70-79 yards: 7
 80-89 yards: 2
 90-99 yards: 0

1st Quarter: 6
 2nd Quarter: 5
 3rd Quarter: 1
 4th Quarter: 5
 Overtime: 0

Most Points in a Quarter: 21, vs. Western Michigan
 Most Points in 1st Half: 31, vs. Western Michigan
 Most Points in 2nd Half: 20, vs. Western Michigan

Scoring On Opening Drive: vs. Tulsa (TD), vs. Western Michigan (TD), vs. Northwestern (TD)

OPPONENT SCORING DRIVES (Game-by-Game)

Opp.	Plays	Yards	Time	Result	Qtr	Scoring Play
TUL	7	85	1:45	TD	3	Crawford 28-yd pass; Smith
WMU	10	66	5:18	TD	2	Ricci 14-yd pass; Wassink
WMU	11	61	4:56	FG	4	Kapps 31-yd FG
WMU	9	72	3:35	TD	4	Selig 15-yd pass; Alstott
ASU	11	75	2:44	TD	4	Benjamin 1-yd run
NU	12	43	3:43	FG	2	Kuhbender 39-yd FG
NU	9	63	2:58	TD	4	Anderson 2-yd run
IU	6	68	2:04	TD	1	Philyor 28-yd pass; Penix
IU	10	80	5:38	TD	2	Penix 2-yd run
IU	12	81	6:32	FG	3	Justus 26-yd FG
IU	13	80	6:36	TD	4	Hale 2-yd pass; Penix
IU	6	78	1:27	TD	4	Philyor 11-yd pass; Penix
OSU	4	0	1:54	FG	1	Haubeil 39-yd FG
OSU	5	86	1:57	TD	2	Victor 60-yd pass; Fields
OSU	7	75	2:27	TD	2	Farrell 21-yd pass; Fields
OSU	3	75	1:12	TD	2	Dobbins 67-yd run
OSU	10	45	1:41	FG	2	Haubeil 43-yd FG
OSU	11	80	4:09	TD	4	Fields 1-yd run
WIS	11	75	6:16	TD	1	Taylor 1-yd run
WIS	8	75	4:17	TD	2	Cephys 19-yd pass; Coan
WIS	14	52	7:34	FG	2	Larsh 29-yd FG
WIS	15	92	8:46	TD	4	Taylor 1-yd run
WIS	1	66	0:12	TD	4	Pryor 66-yd run

Quick Strike Breakdown

Fewest Plays: 1, Wisconsin
 Fewest Yards (TD): 63, Northwestern
 Fewest Yards (FG): 0, Ohio State
 Time of Possession (TD): 0:12, Wisconsin
 Time of Possession (FG): 1:41, Ohio State

Longest Drives Breakdown

by No. of Plays: 15, Wisconsin
 by No. of Yards: 92, Wisconsin
 Time of Possession: 8:46, Wisconsin
 Longest Scoring Play (run): 67-yd run, Dobbins (Ohio State)
 Longest Scoring Play (pass): 60-yd pass, Victor from Fields (Ohio State)

TD Drive Breakdown

No. of TD Scoring Drives: 17
 1-9 yards: 0
 10-19 yards: 0
 20-29 yards: 0
 30-39 yards: 0
 40-49 yards: 0
 50-59 yards: 0
 60-69 yards: 3
 70-79 yards: 7
 80-89 yards: 6
 90-99 yards: 1

1st Quarter: 2
 2nd Quarter: 6
 3rd Quarter: 1
 4th Quarter: 8
 Overtime: 0

Most Points in a Quarter: 24, 2nd, Ohio State
 Most Points in 1st Half: 27, Ohio State
 Most Points in 2nd Half: 21, Wisconsin

Fewest Points in a Quarter: 0, 11 times: Tulsa (1st, 3rd & 4th); Western Michigan (2nd & 3rd); Arizona State (1st & 3rd); Northwestern (1st & 3rd); Ohio State (3rd); Wisconsin (3rd)
 Fewest Points in 1st Half: 3, (twice), Arizona State, Northwestern
 Fewest Points in 2nd Half: 0, Tulsa

Scoring On Opening Drive: --