

2019 WPO NCAA Team







Meet Results

Jan 11, 2019

Men / E

Session: 1







Judge's Signatures

Rank	Num	Name	Gym							AA
1	164	Sam Zakutney	Penn State	Diff: 5.500	4.500	4.500	5.200	5.500	5.600	
				Exec: 8.950	7.900	8.750	8.050	8.450	8.100	
				ND:						
				Final: 14.450	12.400	13.250	13.250	13.950	13.700	81.000
				Place: 1	18	13T	19T	1	1	1
2	101	Cole Casanova	Army	Diff: 5.300	5.000	4.900	5.200	4.900	4.700	
				Exec: 8.000	8.500	8.900	8.800	8.550	7.400	
				ND:			-0.100			
				Final: 13.300	13.500	13.800	13.900	13.450	12.100	80.050
				Place: 14T	7	7	7T	5	20T	2
3	175	Stephen Lewis	Springfield	Diff: 4.600	4.700	4.600	5.200	4.400	3.600	
				Exec: 8.650	8.050	8.900	7.800	9.350	8.850	
				ND:			-0.300			
				Final: 13.250	12.750	13.500	12.700	13.750	12.450	78.400
				Place: 16	14	11	34	3	15T	3
4	150	Alex Frack	Penn State	Diff: 4.800	5.100	4.700	5.200	4.800	5.100	
				Exec: 8.800	8.000	7.250	7.550	8.300	8.300	
				ND:						
				Final: 13.600	13.100	11.950	12.750	13.100	13.400	77.900
				Place: 7	12	33T	32T	10	3	4
5	140	Ryan McVay	Navy	Diff: 4.800	4.800	4.600	4.000	4.600	4.700	
				Exec: 8.750	7.100	9.050	8.750	7.850	7.800	
				ND:						
				Final: 13.550	11.900	13.650	12.750	12.450	12.500	76.800
				Place: 8T	26	8T	32T	15	14	5
6	103	Mathew Davis	Army	Diff: 5.300	3.900	4.400	4.800	4.500	4.100	
				Exec: 9.000	7.300	9.000	9.100	6.200	8.600	
				ND:						
				Final: 14.300	11.200	13.400	13.900	10.700	12.700	76.200
				Place: 2	28	12	7*	35T	9	6
7	156	Brennan Pantazis	Penn State	Diff: 5.500	3.900	4.500	4.800	4.800	4.600	
				Exec: 7.800	6.350	6.400	9.000	7.150	8.650	
				ND:			-0.100			
				Final: 13.300	10.250	10.900	13.700	11.950	13.250	73.350
				Place: 14T	38T	40	13T	28	4	7
8	196	Donte McKinney	Triumph	Diff: 4.100	3.600	4.400	5.200	4.100	4.100	
				Exec: 8.650	7.250	8.450	7.950	8.000	7.300	
				ND:						
				Final: 12.750	10.850	12.850	13.150	12.100	11.400	73.100
				Place: 22T	31T	18	21	27	28	8
9	173	Trevor Lamberton	Springfield	Diff: 4.200	2.900	3.800	4.000	3.800	3.800	
				Exec: 8.150	7.800	7.050	9.100	9.150	8.450	
				ND:						
				Final: 12.350	10.700	10.850	13.100	12.950	12.250	72.200
				Place: 29T	34	41	22T	11T	17T	9
10	211	Kevin Portofee	W&M	Diff: 4.500	2.800	3.900	4.800	3.800	4.000	
				Exec: 8.700	7.200	8.450	8.900	6.900	7.300	
				ND:			-0.100			
				Final: 13.200	10.000	12.350	13.600	10.700	11.300	71.150
				Place: 17T	41	27	17	35T	29	10

2019 WPO NCAA Team

Meet Results







Jan 11, 2019

Rank	Num	Name	Gym							AA
11	162	Favian Valdez	Penn State	Diff: 5.200	5.100	___	4.900	4.800	4.800	
				Exec: 8.150	8.900	___	9.300	8.500	8.850	
				ND: _____	_____	_____	_____	_____	_____	
				Final: 13.350	14.000	___	14.200	13.300	13.650	68.500
				Place: 12T	2	42*	3T	7	2	11
12	193	Toby Warren	Temple	Diff: 3.600	1.200	4.100	3.200	3.400	2.800	
				Exec: 8.100	5.450	7.850	8.900	8.350	7.600	
				ND: _____	_____	_____	_____	_____	_____	
				Final: 11.700	6.650	11.950	12.100	11.750	10.400	64.550
				Place: 35	44	33T	36	31	33T	12
13	107	Taka Giese	Army	Diff: 4.200	___	4.800	4.000	4.300	4.600	
				Exec: 8.500	___	8.200	9.000	8.050	7.650	
				ND: _____	_____	_____	_____	_____	_____	
				Final: 12.700	___	13.000	13.000	12.350	12.250	63.300
				Place: 24	45*	16	27	19	17T	13
14	192	Taden Thurber	Temple	Diff: 4.200	___	3.400	4.000	3.800	4.000	
				Exec: 8.350	___	7.750	9.200	6.700	7.600	
				ND: _____	_____	_____	-0.100	_____	_____	
				Final: 12.550	___	11.150	13.100	10.500	11.600	58.900
				Place: 26	45*	38T	22*	37	24T	14
15	216	Chris Graff	Springfield Alumni	Diff: 4.200	5.000	4.500	4.400	___	___	
				Exec: 8.400	8.900	9.150	8.850	___	___	
				ND: _____	_____	_____	-0.300	_____	_____	
				Final: 12.600	13.900	13.650	12.950	___	___	53.100
				Place: 25	3	8T	28*	39*	35*	15
16	124	Nehemiah Baker	Navy	Diff: 5.100	___	5.000	5.200	___	4.200	
				Exec: 8.550	___	7.000	8.550	___	7.400	
				ND: _____	_____	_____	-0.100	_____	_____	
				Final: 13.650	___	12.000	13.650	___	11.600	50.900
				Place: 6	45*	32	16	39*	24T	16
17	209	Tomas Palma	W&M	Diff: 5.000	___	___	4.400	4.800	3.400	
				Exec: 8.100	___	___	8.850	8.450	8.050	
				ND: _____	_____	_____	-0.300	_____	_____	
				Final: 13.100	___	___	12.950	13.250	11.450	50.750
				Place: 20	45*	42*	28*	8	26T	17
18	205	Andrew Lyubovsky	W&M	Diff: 4.800	___	___	4.800	4.800	3.900	
				Exec: 8.550	___	___	9.000	7.450	7.250	
				ND: _____	_____	_____	-0.300	_____	_____	
				Final: 13.350	___	___	13.500	12.250	11.150	50.250
				Place: 12T	45*	42*	18	23	30	18
19	202	Jack Hasenkopf	W&M	Diff: 4.600	4.400	4.300	4.800	___	___	
				Exec: 6.650	6.750	8.400	9.050	___	___	
				ND: _____	_____	_____	_____	_____	_____	
				Final: 11.250	11.150	12.700	13.850	___	___	48.950
				Place: 38	29	22T	10	39*	35*	19
20	198	Ian Creelman	W&M	Diff: 4.300	___	___	4.800	4.200	4.100	
				Exec: 7.350	___	___	8.550	8.000	7.650	
				ND: _____	_____	_____	-0.100	_____	_____	
				Final: 11.650	___	___	13.250	12.200	11.750	48.850
				Place: 36T	45*	42*	19T	24T	23	20

2019 WPO NCAA Team

Meet Results







Jan 11, 2019

Rank	Num	Name	Gym							AA	
21	215	Nate Winneg	W&M	Diff:	4.200	4.100	4.300	4.100		
				Exec:	7.850	8.700	8.000	7.350		
				ND:							
				Final:	12.050	12.800	12.300	11.450	48.600	
				Place:	41*	21T	20*	26T	21	
22	187	Ben Ewing	Temple	Diff:	3.700	3.300	3.500	3.600		
				Exec:	7.950	9.250	8.300	7.400		
				ND:		
				Final:	11.650	12.550	11.800	11.000	47.000	
				Place:	41*	45*	29T	31	22	
23	166	Nick Cramer	Springfield	Diff: 4.200	4.000	4.000	4.000		
				Exec: 7.550	6.850	8.300	8.150		
				ND:	-0.300		
				Final: 11.750	10.850	12.300	11.850	46.750	
				Place:	34	31T	28	39*	35*	23
24	191	Evan Salters	Temple	Diff:	3.000	4.000	2.800	3.800		
				Exec:	7.050	7.900	9.200	8.500		
				ND:		
				Final:	10.050	11.900	12.000	12.300	46.250	
				Place:	41*	40	35	20T	35*	24	
25	176	Kyle Lukaesko	Springfield	Diff: 3.800	4.000	3.500	3.700		
				Exec: 8.400	7.150	8.900	6.700		
				ND:		
				Final: 12.200	11.150	12.400	10.400	46.150	
				Place:	31	45*	38T	41*	16T	33T	25
26	148	Michael Burns	Penn State	Diff:	4.700	4.700	4.400	4.600		
				Exec:	7.300	8.550	4.850	6.200		
				ND:		
				Final:	12.000	13.250	9.250	10.800	45.300	
				Place:	41*	23T	13T	41*	38	32	26
27	189	Forrest Kelly	Temple	Diff: 2.600	3.400	2.400	3.700		
				Exec: 7.450	6.850	8.600	8.100		
				ND:	-0.100		
				Final: 10.050	10.250	10.900	11.800	43.000	
				Place:	40	38T	42*	40	29T	35*	27
28	125	Lucas Beltran	Navy	Diff:	3.800	5.200	5.300		
				Exec:	8.700	9.300	8.600		
				ND:		
				Final:	12.500	14.500	13.900	40.900	
				Place:	41*	45*	25T	1	2	35*	28
29	141	Ryan Orce	Navy	Diff:	5.700	4.500	5.200		
				Exec:	8.150	9.100	7.850		
				ND:		
				Final:	13.850	13.600	13.050	40.500	
				Place:	41*	4	10	41*	39*	6	29
30	144	David Toussaint	Navy	Diff: 4.900	5.700	3.200		
				Exec: 8.900	7.850	9.600		
				ND:		
				Final: 13.800	13.550	12.800	40.150	
				Place:	4T	6	42*	31	39*	35*	30

2019 WPO NCAA Team

Meet Results

Jan 11, 2019







Rank	Num	Name	Gym							AA
31	149	Parker Clayton	Penn State	Diff:	5.100	4.800	4.800	40.050
				Exec:	8.750	8.350	8.350	31
				ND:	
				Final:	13.850	13.050	13.150	
				Place: 41*	45*	6	26	9	35*	
32	161	Wyatt Tyndall	Penn State	Diff:	4.800	5.100	5.100	39.900
				Exec:	9.150	8.400	7.350	32
				ND:	
				Final:	13.950	13.500	12.450	
				Place: 41*	45*	42*	5T	4	15T	
33	119	Rex Scott	Army	Diff:	4.600	4.400	4.300	39.750
				Exec:	8.650	9.300	8.500	33
				ND:	
				Final:	13.250	13.700	12.800	
				Place: 41*	10	42*	13T	39*	7	
34	145	Josh Williams	Navy	Diff: 5.500	4.200	4.800	39.650
				Exec: 7.950	8.300	8.900	34
				ND:	
				Final: 13.450	12.500	13.700	
				Place: 10	45*	25T	13T	39*	35*	
35	122	Alex Suarez	Army	Diff:	4.800	4.300	3.700	39.200
				Exec:	9.050	8.500	8.950	35
				ND:	
				Final:	13.750	12.800	12.650	
				Place: 41*	45*	42*	11T	13	10T	
36	137	Travis Keller	Navy	Diff: 4.900	4.800	4.200	38.550
				Exec: 8.500	9.100	7.050	36
				ND:	
				Final: 13.400	13.900	11.250	
				Place: 11	45*	42*	7*	33	35*	
37	147	Brayden Borrromeo	Penn State	Diff: 4.800	4.900	5.200	38.350
				Exec: 7.000	7.900	8.550	37
				ND:	
				Final: 11.800	12.800	13.750	
				Place: 33	45*	19T	11T	39*	35*	
38	134	Max Gerber	Navy	Diff:	4.800	4.700	5.200	38.200
				Exec:	7.800	8.250	7.450	38
				ND:	
				Final:	12.600	12.950	12.650	
				Place: 41*	15	42*	41*	11T	10T	
39	185	Christian Wilkey Jr.	Springfield	Diff: 3.700	4.400	3.900	36.950
				Exec: 7.950	8.800	8.300	39
				ND:	
				Final: 11.650	13.100	12.200	
				Place: 36T	45*	42*	22T	24T	35*	
40	170	Jannik Haas	Springfield	Diff:	3.400	4.400	3.600	35.900
				Exec:	7.200	8.950	8.350	40
				ND:	
				Final:	10.600	13.350	11.950	
				Place: 41*	35T	42*	41*	6	22	

2019 WPO NCAA Team

Meet Results

Jan 11, 2019

Men / E
Session: 1







Rank	Num	Name	Gym							AA
41	181	Sean Turtle	Springfield	Diff: 4.300	2.700	3.700	—	—	—	
				Exec: 8.100	8.350	8.500	—	—	—	
				ND: —	—	—	—	—	—	
				Final: 12.400	11.050	12.200	—	—	—	35.650
				Place: 28	30	29T	41*	39*	35*	41
42	188	Jackson Heitland	Temple	Diff: 3.800	3.700	—	2.400	—	—	
				Exec: 8.650	6.900	—	8.800	—	—	
				ND: —	—	—	—	—	—	
				Final: 12.450	10.600	—	11.200	—	—	34.250
				Place: 27	35T	42*	39	39*	35*	42
43	159	Greg Tamargo	Penn State	Diff: 5.300	—	5.900	—	—	—	
				Exec: 8.250	—	8.600	—	—	—	
				ND: —	—	—	—	—	—	
				Final: 13.550	—	14.500	—	—	—	28.050
				Place: 8T	45*	1T	41*	39*	35*	43
44	200	Jacopo Gliozzi	W&M	Diff: —	5.200	5.000	—	—	—	
				Exec: —	8.150	9.100	—	—	—	
				ND: —	—	—	—	—	—	
				Final: —	13.350	14.100	—	—	—	27.450
				Place: 41*	8	5	41*	39*	35*	44
45	204	Collin Lillie	W&M	Diff: 5.000	—	—	4.800	—	—	
				Exec: 8.150	—	—	9.400	—	—	
				ND: —	—	—	—	—	—	
				Final: 13.150	—	—	14.200	—	—	27.350
				Place: 19	45*	42*	3T	39*	35*	45
46	126	Frank Bradley	Navy	Diff: 5.100	—	—	4.800	—	—	
				Exec: 7.700	—	—	9.250	—	—	
				ND: —	—	—	-0.100	—	—	
				Final: 12.800	—	—	13.950	—	—	26.750
				Place: 21	45*	42*	5T	39*	35*	46
47	104	Erik Del Cid	Army	Diff: 4.600	—	—	4.800	—	—	
				Exec: 7.750	—	—	9.550	—	—	
				ND: —	—	—	—	—	—	
				Final: 12.350	—	—	14.350	—	—	26.700
				Place: 29T	45*	42*	2	39*	35*	47
48	158	Chris Sands	Penn State	Diff: 5.200	—	—	—	—	5.200	
				Exec: 8.650	—	—	—	—	7.550	
				ND: —	—	—	—	—	—	
				Final: 13.850	—	—	—	—	12.750	26.600
				Place: 3	45*	42*	41*	39*	8	48
49	143	Ben Provost	Navy	Diff: 5.000	—	—	—	4.300	—	
				Exec: 8.800	—	—	—	8.000	—	
				ND: —	—	—	—	—	—	
				Final: 13.800	—	—	—	12.300	—	26.100
				Place: 4T	45*	42*	41*	20*	35*	49
50	109	Elliott Herman	Army	Diff: 4.600	—	4.500	—	—	—	
				Exec: 8.150	—	8.100	—	—	—	
				ND: —	—	—	—	—	—	
				Final: 12.750	—	12.600	—	—	—	25.350
				Place: 22T	45*	24	41*	39*	35*	50

2019 WPO NCAA Team

Meet Results

Jan 11, 2019

Men / E
Session: 1







Rank	Num	Name	Gym							AA	
51	129	Jake Carlson	Navy	Diff: _____	5.000	4.300	_____	_____	_____		
				Exec: _____	7.450	8.500	_____	_____	_____		
				ND: _____	_____	_____	_____	_____	_____		
				Final: _____	12.450	12.800	_____	_____	_____	25.250	
				Place: _____	41*	17	19T	41*	39*	35*	51
52T	110	Matt Martin	Army	Diff: _____	4.900	4.400	_____	_____	_____		
				Exec: _____	7.300	8.550	_____	_____	_____		
				ND: _____	_____	_____	_____	_____	_____		
				Final: _____	12.200	12.950	_____	_____	_____	25.150	
				Place: _____	41*	20	17	41*	39*	35*	52T
52T	197	David Allen	W&M	Diff: _____	_____	_____	_____	3.900	4.800		
				Exec: _____	_____	_____	_____	8.650	7.800		
				ND: _____	_____	_____	_____	_____	_____		
				Final: _____	_____	_____	_____	12.550	12.600	25.150	
				Place: _____	41*	45*	42*	41*	14	12	52T
54	174	Giancarlo Lawrence	Springfield	Diff: 4.100	_____	_____	4.000	_____	_____		
				Exec: 8.200	_____	_____	9.200	_____	_____		
				ND: -0.300	_____	_____	-0.100	_____	_____		
				Final: 12.000	_____	_____	13.100	_____	_____	25.100	
				Place: _____	32	45*	42*	22*	39*	35*	54
55	168	Alexander Fitzgerald	Springfield	Diff: _____	_____	_____	_____	3.700	3.800		
				Exec: _____	_____	_____	_____	8.700	8.350		
				ND: _____	_____	_____	_____	_____	_____		
				Final: _____	_____	_____	_____	12.400	12.150	24.550	
				Place: _____	41*	45*	42*	41*	16T	19	55
56	131	Christian Correale	Navy	Diff: _____	_____	_____	_____	4.100	4.400		
				Exec: _____	_____	_____	_____	7.050	8.700		
				ND: _____	_____	_____	_____	_____	_____		
				Final: _____	_____	_____	_____	11.150	13.100	24.250	
				Place: _____	41*	45*	42*	41*	34	5	56
57	180	John Rowbotham	Springfield	Diff: _____	_____	3.900	_____	_____	3.000		
				Exec: _____	_____	7.950	_____	_____	9.100		
				ND: _____	_____	_____	_____	_____	_____		
				Final: _____	_____	11.850	_____	_____	12.100	23.950	
				Place: _____	41*	45*	36	41*	39*	20T	57
58	207	Christian Marsh	W&M	Diff: _____	4.400	3.500	_____	_____	_____		
				Exec: _____	6.200	9.200	_____	_____	_____		
				ND: _____	_____	_____	_____	_____	_____		
				Final: _____	10.600	12.700	_____	_____	_____	23.300	
				Place: _____	41*	35T	22T	41*	39*	35*	58
59	190	Orion Kelly	Temple	Diff: 3.100	2.700	_____	_____	_____	_____		
				Exec: 7.950	6.000	_____	_____	_____	_____		
				ND: _____	_____	_____	_____	_____	_____		
				Final: 11.050	8.700	_____	_____	_____	_____	19.750	
				Place: _____	39	42	42*	41*	39*	35*	59
60	155	Stephen Nedoroscik	Penn State	Diff: _____	6.200	_____	_____	_____	_____		
				Exec: _____	9.100	_____	_____	_____	_____		
				ND: _____	_____	_____	_____	_____	_____		
				Final: _____	15.300	_____	_____	_____	_____	15.300	
				Place: _____	41*	1	42*	41*	39*	35*	60

2019 WPO NCAA Team

Meet Results

Jan 11, 2019







Men / E
Session: 1

Rank	Num	Name	Gym							AA
61T	157	Noah Roberson	Penn State	Diff:	Exec:	5.400	
				ND:		9.100	
				Final:		14.500	14.500
				Place: 41*	45*	1T	41*	39*	35*	61T
61T	214	David Watkins	W&M	Diff:	Exec:	5.500	
				ND:		9.000	
				Final:		14.500	14.500
				Place: 41*	45*	1T	41*	39*	35*	61T
63	151	Isaac Hammett	Penn State	Diff:	Exec:	5.500	
				ND:		8.850	
				Final:		14.350	14.350
				Place: 41*	45*	4	41*	39*	35*	63
64	154	Nick Mock	Penn State	Diff:	Exec:	5.100	
				ND:		8.600	
				Final:		13.700	13.700
				Place: 41*	5	42*	41*	39*	35*	64
65	121	Brandon Shively	Army	Diff:	Exec:	4.900	
				ND:		8.400	
				Final:		13.300	13.300
				Place: 41*	9	42*	41*	39*	35*	65
66T	130	Dan Clark	Navy	Diff:	Exec:	4.500	
				ND:		8.700	
				Final:		13.200	13.200
				Place: 41*	11	42*	41*	39*	35*	66T
66T	111	Mitchell McHugh	Army	Diff: 4.900	Exec: 8.300	
				ND:	
				Final: 13.200	13.200
				Place: 17T	45*	42*	41*	39*	35*	66T
68	114	Mitchell Monahan	Army	Diff:	Exec:	4.300	
				ND:		8.850	
				Final:		13.150	13.150
				Place: 41*	45*	15	41*	39*	35*	68
69	213	Spencer Schrandt	W&M	Diff:	Exec:	4.700	
				ND:		8.300	
				Final:		13.000	13.000
				Place: 41*	13	42*	41*	39*	35*	69
70	165	Noah Candocia	Springfield	Diff:	Exec:	4.800	
				ND:	8.150	
				Final:	12.950	12.950
				Place: 41*	45*	42*	28T	39*	35*	70

2019 WPO NCAA Team

Meet Results

Jan 11, 2019







Rank	Num	Name	Gym							AA		
71	128	Cash Buske	Navy	Diff:	Exec:	ND:	Final:	Place: 41*	4.800	7.750	12.550	71
				Diff:	Exec:	ND:	Final:	Place: 41*	4.600	7.900	12.500	72
72	139	Cian McConnell	Navy	Diff:	Exec:	ND:	Final:	Place: 41*	4.200	8.200	12.400	73
				Diff:	Exec:	ND:	Final:	Place: 41*	4.000	8.350	12.350	74
73	118	Kiernan Reagan	Army	Diff:	Exec:	ND:	Final:	Place: 41*	4.000	8.200	12.200	75T
				Diff:	Exec:	ND:	Final:	Place: 41*	4.300	7.900	12.200	75T
74	201	Christian Gulotta	W&M	Diff:	Exec:	ND:	Final:	Place: 41*	4.000	8.100	12.100	77
				Diff:	Exec:	ND:	Final:	Place: 41*	3.600	8.450	12.050	78
75T	117	Elijah-Ty Phelps	Army	Diff:	Exec:	ND:	Final:	Place: 41*	4.100	7.900	12.000	79*
				Diff:	Exec:	ND:	Final:	Place: 41*	4.100	7.900	12.000	79*
75T	182	Jeremy Vera	Springfield	Diff:	Exec:	ND:	Final:	Place: 41*	4.100	7.900	12.000	79*
				Diff:	Exec:	ND:	Final:	Place: 41*	4.100	7.900	12.000	79*
77	206	Peter Makey	W&M	Diff:	Exec:	ND:	Final:	Place: 41*	4.100	7.900	12.000	79*
				Diff:	Exec:	ND:	Final:	Place: 41*	4.100	7.900	12.000	79*
78	183	Jack Vollo	Springfield	Diff:	Exec:	ND:	Final:	Place: 41*	4.100	7.900	12.000	79*
				Diff:	Exec:	ND:	Final:	Place: 41*	4.100	7.900	12.000	79*
79*	123	Darrel Yamamura	Army	Diff:	Exec:	ND:	Final:	Place: 41*	4.100	7.900	12.000	79*
				Diff:	Exec:	ND:	Final:	Place: 41*	4.100	7.900	12.000	79*
79*	116	Liam O'Hara	Army	Diff:	Exec:	ND:	Final:	Place: 41*	4.100	7.900	12.000	79*
				Diff:	Exec:	ND:	Final:	Place: 41*	4.100	7.900	12.000	79*

2019 WPO NCAA Team

Meet Results

Jan 11, 2019

Men / E
Session: 1







Rank	Num	Name	Gym							AA	
81	146	Jack Baldwin	Penn State	Diff: _____	5.100	_____	_____	_____	_____		
				Exec: _____	6.550	_____	_____	_____	_____		
				ND: _____	_____	_____	_____	_____	_____		
				Final: _____	11.650	_____	_____	_____	_____	11.650	
				Place: _____	41*	27	42*	41*	39*	35*	81
82	184	Luke Wilcox	Springfield	Diff: _____	_____	_____	_____	3.200	_____		
				Exec: _____	_____	_____	_____	8.250	_____		
				ND: _____	_____	_____	_____	_____	_____		
				Final: _____	_____	_____	_____	11.450	_____	11.450	
				Place: _____	41*	45*	42*	41*	32	35*	82
83	172	Chris Iram	Springfield	Diff: _____	3.400	_____	_____	_____	_____		
				Exec: _____	7.400	_____	_____	_____	_____		
				ND: _____	_____	_____	_____	_____	_____		
				Final: _____	10.800	_____	_____	_____	_____	10.800	
				Place: _____	41*	33	42*	41*	39*	35*	83
84	195	John Jefferies	Temple Alumni	Diff: _____	3.000	_____	_____	_____	_____		
				Exec: _____	5.500	_____	_____	_____	_____		
				ND: _____	_____	_____	_____	_____	_____		
				Final: _____	8.500	_____	_____	_____	_____	8.500	
				Place: _____	41*	43	42*	41*	39*	35*	84
85*	171	Nathan Hughes	Springfield	Diff: _____	_____	_____	_____	_____	_____		
				Exec: _____	_____	_____	_____	_____	_____		
				ND: _____	_____	_____	_____	_____	_____		
				Final: _____	_____	_____	_____	_____	_____	0.000	
				Place: _____	41*	45*	42*	41*	39*	35*	85*
85*	169	Teanou Gonzalez	Springfield	Diff: _____	_____	_____	_____	_____	_____		
				Exec: _____	_____	_____	_____	_____	_____		
				ND: _____	_____	_____	_____	_____	_____		
				Final: _____	_____	_____	_____	_____	_____	0.000	
				Place: _____	41*	45*	42*	41*	39*	35*	85*
85*	178	Joe Medina	Springfield	Diff: _____	_____	_____	_____	_____	_____		
				Exec: _____	_____	_____	_____	_____	_____		
				ND: _____	_____	_____	_____	_____	_____		
				Final: _____	_____	_____	_____	_____	_____	0.000	
				Place: _____	41*	45*	42*	41*	39*	35*	85*
85*	177	Collin Maberry	Springfield	Diff: _____	_____	_____	_____	_____	_____		
				Exec: _____	_____	_____	_____	_____	_____		
				ND: _____	_____	_____	_____	_____	_____		
				Final: _____	_____	_____	_____	_____	_____	0.000	
				Place: _____	41*	45*	42*	41*	39*	35*	85*
85*	160	Alex Thomason	Penn State	Diff: _____	_____	_____	_____	_____	_____		
				Exec: _____	_____	_____	_____	_____	_____		
				ND: _____	_____	_____	_____	_____	_____		
				Final: _____	_____	_____	_____	_____	_____	0.000	
				Place: _____	41*	45*	42*	41*	39*	35*	85*
85*	153	Eric Lung	Penn State	Diff: _____	_____	_____	_____	_____	_____		
				Exec: _____	_____	_____	_____	_____	_____		
				ND: _____	_____	_____	_____	_____	_____		
				Final: _____	_____	_____	_____	_____	_____	0.000	
				Place: _____	41*	45*	42*	41*	39*	35*	85*

2019 WPO NCAA Team

Meet Results

Jan 11, 2019

Men / E
Session: 1

Rank	Num	Name	Gym							AA
85*	113	Zachary Mitchell	Army	Diff: _____	Diff: _____	Diff: _____	Diff: _____	Diff: _____	Diff: _____	
				Exec: _____	Exec: _____	Exec: _____	Exec: _____	Exec: _____	Exec: _____	
				ND: _____	ND: _____	ND: _____	ND: _____	ND: _____	ND: _____	
				Final: _____	Final: _____	Final: _____	Final: _____	Final: _____	Final: _____	0.000
				Place: 41*	Place: 45*	Place: 42*	Place: 41*	Place: 39*	Place: 35*	85*
85*	112	Joe Minus	Army	Diff: _____	Diff: _____	Diff: _____	Diff: _____	Diff: _____	Diff: _____	
				Exec: _____	Exec: _____	Exec: _____	Exec: _____	Exec: _____	Exec: _____	
				ND: _____	ND: _____	ND: _____	ND: _____	ND: _____	ND: _____	
				Final: _____	Final: _____	Final: _____	Final: _____	Final: _____	Final: _____	0.000
				Place: 41*	Place: 45*	Place: 42*	Place: 41*	Place: 39*	Place: 35*	85*
85*	120	Graham Shaw	Army	Diff: _____	Diff: _____	Diff: _____	Diff: _____	Diff: _____	Diff: _____	
				Exec: _____	Exec: _____	Exec: _____	Exec: _____	Exec: _____	Exec: _____	
				ND: _____	ND: _____	ND: _____	ND: _____	ND: _____	ND: _____	
				Final: _____	Final: _____	Final: _____	Final: _____	Final: _____	Final: _____	0.000
				Place: 41*	Place: 45*	Place: 42*	Place: 41*	Place: 39*	Place: 35*	85*
85*	115	Prakash Nigam	Army	Diff: _____	Diff: _____	Diff: _____	Diff: _____	Diff: _____	Diff: _____	
				Exec: _____	Exec: _____	Exec: _____	Exec: _____	Exec: _____	Exec: _____	
				ND: _____	ND: _____	ND: _____	ND: _____	ND: _____	ND: _____	
				Final: _____	Final: _____	Final: _____	Final: _____	Final: _____	Final: _____	0.000
				Place: 41*	Place: 45*	Place: 42*	Place: 41*	Place: 39*	Place: 35*	85*
85*	105	JT Fletcher	Army	Diff: _____	Diff: _____	Diff: _____	Diff: _____	Diff: _____	Diff: _____	
				Exec: _____	Exec: _____	Exec: _____	Exec: _____	Exec: _____	Exec: _____	
				ND: _____	ND: _____	ND: _____	ND: _____	ND: _____	ND: _____	
				Final: _____	Final: _____	Final: _____	Final: _____	Final: _____	Final: _____	0.000
				Place: 41*	Place: 45*	Place: 42*	Place: 41*	Place: 39*	Place: 35*	85*
85*	102	Grant Cullen	Army	Diff: _____	Diff: _____	Diff: _____	Diff: _____	Diff: _____	Diff: _____	
				Exec: _____	Exec: _____	Exec: _____	Exec: _____	Exec: _____	Exec: _____	
				ND: _____	ND: _____	ND: _____	ND: _____	ND: _____	ND: _____	
				Final: _____	Final: _____	Final: _____	Final: _____	Final: _____	Final: _____	0.000
				Place: 41*	Place: 45*	Place: 42*	Place: 41*	Place: 39*	Place: 35*	85*
85*	108	Declan Henriques	Army	Diff: _____	Diff: _____	Diff: _____	Diff: _____	Diff: _____	Diff: _____	
				Exec: _____	Exec: _____	Exec: _____	Exec: _____	Exec: _____	Exec: _____	
				ND: _____	ND: _____	ND: _____	ND: _____	ND: _____	ND: _____	
				Final: _____	Final: _____	Final: _____	Final: _____	Final: _____	Final: _____	0.000
				Place: 41*	Place: 45*	Place: 42*	Place: 41*	Place: 39*	Place: 35*	85*
85*	106	James Gamarra	Army	Diff: _____	Diff: _____	Diff: _____	Diff: _____	Diff: _____	Diff: _____	
				Exec: _____	Exec: _____	Exec: _____	Exec: _____	Exec: _____	Exec: _____	
				ND: _____	ND: _____	ND: _____	ND: _____	ND: _____	ND: _____	
				Final: _____	Final: _____	Final: _____	Final: _____	Final: _____	Final: _____	0.000
				Place: 41*	Place: 45*	Place: 42*	Place: 41*	Place: 39*	Place: 35*	85*
85*	138	Dhiren Lutchman	Navy	Diff: _____	Diff: _____	Diff: _____	Diff: _____	Diff: _____	Diff: _____	
				Exec: _____	Exec: _____	Exec: _____	Exec: _____	Exec: _____	Exec: _____	
				ND: _____	ND: _____	ND: _____	ND: _____	ND: _____	ND: _____	
				Final: _____	Final: _____	Final: _____	Final: _____	Final: _____	Final: _____	0.000
				Place: 41*	Place: 45*	Place: 42*	Place: 41*	Place: 39*	Place: 35*	85*
85*	136	Henry Greene	Navy	Diff: _____	Diff: _____	Diff: _____	Diff: _____	Diff: _____	Diff: _____	
				Exec: _____	Exec: _____	Exec: _____	Exec: _____	Exec: _____	Exec: _____	
				ND: _____	ND: _____	ND: _____	ND: _____	ND: _____	ND: _____	
				Final: _____	Final: _____	Final: _____	Final: _____	Final: _____	Final: _____	0.000
				Place: 41*	Place: 45*	Place: 42*	Place: 41*	Place: 39*	Place: 35*	85*







2019 WPO NCAA Team

Meet Results

Jan 11, 2019

Page: 12
Printed: 1/11/2019 10:03 PM

Men / E
Session: 1

Rank	Num	Name	Gym							AA
85*	152	Logan Krabbe	Penn State	Diff: _____	Diff: _____	Diff: _____	Diff: _____	Diff: _____	Diff: _____	
				Exec: _____	Exec: _____	Exec: _____	Exec: _____	Exec: _____	Exec: _____	
				ND: _____	ND: _____	ND: _____	ND: _____	ND: _____	ND: _____	
				Final: _____	Final: _____	Final: _____	Final: _____	Final: _____	Final: _____	0.000
				Place: 41*	Place: 45*	Place: 42*	Place: 41*	Place: 39*	Place: 35*	85*
85*	142	Mark Pickar	Navy	Diff: _____	Diff: _____	Diff: _____	Diff: _____	Diff: _____	Diff: _____	
				Exec: _____	Exec: _____	Exec: _____	Exec: _____	Exec: _____	Exec: _____	
				ND: _____	ND: _____	ND: _____	ND: _____	ND: _____	ND: _____	
				Final: _____	Final: _____	Final: _____	Final: _____	Final: _____	Final: _____	0.000
				Place: 41*	Place: 45*	Place: 42*	Place: 41*	Place: 39*	Place: 35*	85*
85*	132	Mitchell Fornek	Navy	Diff: _____	Diff: _____	Diff: _____	Diff: _____	Diff: _____	Diff: _____	
				Exec: _____	Exec: _____	Exec: _____	Exec: _____	Exec: _____	Exec: _____	
				ND: _____	ND: _____	ND: _____	ND: _____	ND: _____	ND: _____	
				Final: _____	Final: _____	Final: _____	Final: _____	Final: _____	Final: _____	0.000
				Place: 41*	Place: 45*	Place: 42*	Place: 41*	Place: 39*	Place: 35*	85*
85*	127	Alexander Brown	Navy	Diff: _____	Diff: _____	Diff: _____	Diff: _____	Diff: _____	Diff: _____	
				Exec: _____	Exec: _____	Exec: _____	Exec: _____	Exec: _____	Exec: _____	
				ND: _____	ND: _____	ND: _____	ND: _____	ND: _____	ND: _____	
				Final: _____	Final: _____	Final: _____	Final: _____	Final: _____	Final: _____	0.000
				Place: 41*	Place: 45*	Place: 42*	Place: 41*	Place: 39*	Place: 35*	85*
85*	135	Taylor Gigandet	Navy	Diff: _____	Diff: _____	Diff: _____	Diff: _____	Diff: _____	Diff: _____	
				Exec: _____	Exec: _____	Exec: _____	Exec: _____	Exec: _____	Exec: _____	
				ND: _____	ND: _____	ND: _____	ND: _____	ND: _____	ND: _____	
				Final: _____	Final: _____	Final: _____	Final: _____	Final: _____	Final: _____	0.000
				Place: 41*	Place: 45*	Place: 42*	Place: 41*	Place: 39*	Place: 35*	85*
85*	133	Brendan Fritz	Navy	Diff: _____	Diff: _____	Diff: _____	Diff: _____	Diff: _____	Diff: _____	
				Exec: _____	Exec: _____	Exec: _____	Exec: _____	Exec: _____	Exec: _____	
				ND: _____	ND: _____	ND: _____	ND: _____	ND: _____	ND: _____	
				Final: _____	Final: _____	Final: _____	Final: _____	Final: _____	Final: _____	0.000
				Place: 41*	Place: 45*	Place: 42*	Place: 41*	Place: 39*	Place: 35*	85*