

880 WINS (8th in Nation)

48 BOWL GAMES (T-9th in Nation)

29 BOWL WINS (T-4th in Nation)

100 1ST-TEAM ALL-AMERICANS



University Park, Pa.
Beaver Stadium (106,572)

Series: Penn State leads, 5-0
Last Meeting: Penn State, 33-13
September 3, 2016 - Beaver Stadium
Complete Series Info on Page 8

2 NATIONAL CHAMPIONSHIPS

4 BIG TEN CHAMPIONSHIPS

84% ALL-TIME GRADUATION RATE

65 ACADEMIC ALL-AMERICANS (2nd in Nation)

THE MATCHUP

PENN STATE NITTANY LIONS

2-0, 0-0 Big Ten

Head Coach: James Franklin (East Stroudsburg '95)
Record at Penn State (5th season): 38-17 (.691)
Career Record (8th season): 62-32 (.660)
vs. Kent State: 1-0



PxP: Tim Brando
Analyst: Spencer Tillman
Sideline: Holly Sonders



PxP: Steve Jones
Analyst: Jack Ham
Sideline: Derrick Williams
Local: 93.7 FM/1450 AM
Web: GoPSUsports.com
Sirius/XM/Internet: 83/83/83

KENT STATE GOLDEN FLASHES

1-1, 0-0 MAC

Head Coach: Sean Lewis (Wisconsin '07)
Record at Kent State (1st season): 1-1 (.500)
Career Record (Same): Same
vs. Penn State: First Meeting

BY THE #'S

200+

Yards rushing as a team in the last five games

30

Consecutive games with a TD pass for Trace McSorley (leads FBS)

20+

Points scored in the last 25 games

19

Consecutive wins over unranked opponents

8

Consecutive crowds of 100K-plus at Beaver Stadium

INSIDE THE GAME

NO. 11/10 PENN STATE HOSTS KENT STATE

No. 11/10 Penn State welcomes Kent State for its non-conference finale Saturday afternoon in Beaver Stadium. Kickoff is set for noon on FS1.

It's been two years since the Nittany Lions and Golden Flashes last tangled on the gridiron. The 2016 meeting was the season opener, marking quarterback Trace McSorley's first career start and the debut of a new offensive system. McSorley threw two touchdown passes in the game, marking his second-straight game with a touchdown pass after throwing his first in relief in the 2016 TaxSlayer Bowl. He also threw for a then-career high 209 passing yards. McSorley now enters this season's contest with a 30-game streak for passing touchdowns and 23 200-yard passing games to his credit. Offensive lineman Ryan Bates, defensive tackle Kevin Givens and punter Blake Gillikin also made their first career starts against the Flashes in 2016.

The opening games of 2018 have proven no different in terms of young players stepping into bigger roles. Wide receiver KJ Hamler has three touchdowns in his first two career games, forcing overtime with a touchdown reception in the season opener against Appalachian State and scoring both of Penn State's touchdowns in a back-and-forth first half at Pittsburgh. First-year starting running back Miles Sanders posted his first career 100-yard rushing game at Pitt, while Penn State's top seven tacklers this season do not include any returning starters from last season.

Kent State is 1-1 to open 2018, only losing by a touchdown in its season opener at another Big Ten school, Illinois, and topping Howard in its home opener last week. The Golden Flashes are under the guidance of first-year head coach Sean Lewis.

This is the third and final non-conference game for Penn State this season.

BREAKDOWN

RUSHING

Penn State: Miles Sanders 35 for 209 yds (104.5), 2 TD
Kent State: Justin Rankin 27 for 199 yds (99.5), 1 TD

PASSING

Penn State: Trace McSorley 34-of-65, 374 yds (187.0), 3 TD/0 INT
Kent State: Woody Barrett 41-of-68, 426 yds (213.0), 3 TD/3 INT

RECEIVING

Penn State: KJ Hamler 6 for 107 yds (53.5), 2 TD
Kent State: James Raekwan 7 for 76 yds (38.0), 0 TD

DEFENSE

Penn State: Amani Oruwariye 10 tkls, 2 INT, 2 PBU, 1 FF
Kent State: Matt Bahr 18 tkls, 1.5 TFL, 1 PBU, 1 FF

PSU

48.0
208.0
35-66-0
204.0
412.0
+2
22.0
202.0
35-57-2
173.5
375.5

TEAM

SCORING/GAME
RUSHING/GAME
PASSING (C-A-INT)
PASSING/GAME
TOTAL OFFENSE/GAME
TURNOVER MARGIN
PTS ALLOWED/GAME
OPP. RUSH YDS/GAME
OPP. PASSING
OPP. PASS YDS/GAME
OPP. TOTAL OFFENSE/GAME

KSU

39.0
269.0
41-70-3
213.0
482.0
-1
22.5
172.0
26-54-2
197.5
369.5

2018 SCHEDULES

PENN STATE

| Overall (BIG): 2-0 (0-0 East) | | Home: 1-0 | Road: 1-0 | Ntrl: 0-0 | |
|-------------------------------|---------------------------------|----------------|----------------|-----------|--|
| PSU Rank | Opponent (Rank) | Time/Result | TV | Attend. | |
| September | | | | | |
| 1 | (10/9) Appalachian State (-/RV) | W, 45-38 (OT) | BTN | 105,232 | |
| 8 | (13/10) at Pittsburgh | W, 51-6 | ABC | 68,400 | |
| 15 | (11/10) Kent State | noon | FS1 | | |
| 21* | at Illinois * | 9 p.m. | FS1 | | |
| 29 | Ohio State * | TBD | | | |
| October | | | | | |
| 13 | Michigan State * | 3:30 or 4 p.m. | | | |
| 20 | at Indiana * | TBD | ABC/ESPN/ESPN2 | | |
| 27 | Iowa * | TBD | | | |
| November | | | | | |
| 3 | at Michigan * | TBD | | | |
| 10 | Wisconsin * | TBD | | | |
| 17 | at Rutgers * | TBD | | | |
| 24 | Maryland * | TBD | | | |

* - BIG game ^ - Friday game All times Eastern Rankings: AP/Coaches

KENT STATE

| Overall (MAC): 1-1 (East) | | Home: 1-0 | Road: 0-1 | Ntrl: 0-0 | |
|---------------------------|-----------------------|------------|-------------------|-----------|--|
| Rank | Opponent (Rank) | Time/Score | TV | Attend. | |
| September | | | | | |
| 1 | at Illinois | L, 24-31 | BTN | 31,898 | |
| 8 | Howard | W, 54-14 | ESPN+ | 15,242 | |
| 15 | at Penn State (11/10) | noon | FS1 | | |
| 22 | at Ole Miss | TBD | | | |
| 29 | at Ball State* | TBD | | | |
| October | | | | | |
| 6 | Ohio* | 3:30 p.m. | ESPN+ | | |
| 13 | at Miami* | TBD | | | |
| 20 | Akron* | 3:30 p.m. | ESPN+ | | |
| 30 | at Bowling Green* | 8 p.m. | ESPN2/ESPNU | | |
| November | | | | | |
| 6 | at Buffalo* | 7:30 p.m. | ESPNU | | |
| 15 | Toledo* | 6 p.m. | CBSSN | | |
| 23 | Eastern Michigan* | TBD | ESPNU/CBSSN/ESPN3 | | |

* - MAC game All times Eastern Rankings: AP/Coaches

TABLE OF CONTENTS

Page 2 Quick Facts/NFL Notes
Page 3 ... Opponent Tracker/BIG Standings/Media Info
Page 4-6 Head Coach James Franklin
Page 7 Leadership/National Polls
Page 8 Series Notes
Page 9 Kent State Notes
9 This Day in History/Record Breakdown
/Rankings Comparison
Page 10-11 Highlights
10 Winningest Programs/At The Start
11 McSorley Record Countdown/Season Honors
Page 12-14 Offense Notes

12 National Statistical Leaders
13 Preseason Honors/Coaching Staff POTW
14 Coaching Staff Notes/SI Cover
Page 14-15 Defense/Special Teams Notes
15 Community Service
Page 16-19 Season Notes
16 Classroom Success
17 Happy Valley
18 Future Schedules
19 Upcoming Game Themes
Page 20 Depth Chart/Pronunciations/Asst. Coaches
Page 21-22 Numerical Roster

Page 23-24 Alphabetical Roster
Page 25-27 Record Watch
Page 28-29 Games 1-2
Page 30-38 Player Bios
Page 39-46 Game-by-Game Statistics
Page 47-48 Long Play Breakdown
Page 49 Tackle Breakdown
Page 50 Season Superlatives
Page 51 The Last Time...
Page 52 Start Chart
Page 53 Starters/Participation
Page 54-56 Season Statistics

2 2018 PENN STATE FOOTBALL

PROGRAM NOTES

WINNING RECORD

Penn State is one of eight teams to have a winning season each of the last 13 years, joining Florida State, Wisconsin, Oklahoma, Virginia Tech, USC, Boise State and LSU as the only teams to achieve the feat. Penn State holds the FBS record for most consecutive seasons without a losing record at 49 (1939-87). (ESPN Stats & Info)

ACADEMIC EXCELLENCE

A total of 424 of Penn State football student-athletes, including a program-record 35 in 2017, have earned Academic All-Big Ten honors since 1993 for owning at least a 3.0 grade point average and being a letterwinner.

ONE OF NATION'S TOUGHEST HOME VENUES

Penn State owns a superlative 286-72 (.799) record inside Beaver Stadium, the nation's second-largest facility, which opened in 1960 and has a capacity of 106,572.

QUICK FACTS

UNIVERSITY

| | |
|--------------------|-----------------------------------|
| NAME | The Pennsylvania State University |
| LOCATION | University Park, Pa. |
| FOUNDED | 1855 |
| ENROLLMENT | 46,610 |
| NICKNAME | Nittany Lions |
| COLORS | Blue & White |
| CONFERENCE | Big Ten |
| DIVISION | NCAA Division I |
| STADIUM | Beaver Stadium (106,572) |
| STADIUM SURFACE | Natural Grass |
| PRESIDENT | Dr. Eric Barron |
| ATHLETICS DIRECTOR | Sandy Barbour |
| HEAD COACH | James Franklin (5th Season) |
| FOOTBALL OFFICE | .814-865-0412 |
| TICKET OFFICE | 1-800-NITTANY |

FOOTBALL HISTORY

| | |
|---------------------------|---|
| FIRST YEAR | 1887 |
| ALL-TIME RECORD | 880-387-42 (132nd Season) 8th in victories |
| ALL-TIME BIG TEN RECORD | 127-75 (26th Season) |
| ALL-TIME BOWL RECORD | 29-17-2 (.625) T-4th in bowl victories |
| YEARS IN POST SEASON PLAY | 48 T-9th in bowl appearances |
| BEAVER STADIUM RECORD | 286-72 (.799) |

ASSISTANT COACHES

| | |
|-----------------|--|
| BRENT PRY | Buffalo; 1993 Defensive Coordinator/Linebackers (5th Season) |
| RICKY RAHNE | Cornell; 2002 Offensive Coordinator/Quarterbacks (5th Season) |
| PHIL GALIANO | Shippensburg; 2000 Special Teams Coordinator/Asst. DL (1st Season) |
| TIM BANKS | Central Michigan; 1995 Co-Defensive Coordinator/Safeties (3rd Season) |
| TYLER BOWEN | Maryland; 2010 Off. Recruiting Coordinator/Tight Ends (1st Season) |
| DAVID CORLEY | Wake Forest; 2006 Wide Receivers (1st Season) |
| MATT LIMEGROVER | University of Chicago; 1991 Run Game Coordinator/Offensive Line (3rd Season) |
| JA'JUAN SEIDER | West Virginia; 2000 Running Backs Coach (1st Season) |
| TERRY M. SMITH | Penn State; 1991 Assistant Head Coach/Defensive Recruiting Coordinator/Cornerbacks (5th Season) |
| SEAN SPENCER | Clarion; 1995 Associate Head Coach/Run Game Coordinator/Defensive Line (5th Season) |
| DWIGHT GALT | Maryland; 1981 Assistant AD of Performance Enhancement (5th Season) |

BIG BEST



OFFENSIVE POTW: Jonathan Taylor • Wisconsin • So. • RB • Salem, N.J.

- Set career highs with 33 carries and 253 rushing yards and matched a career best with three rushing touchdowns in Wisconsin's victory over New Mexico
- Became the eighth player in program history to rush for 250 or more yards in a contest and the first since Melvin Gordon did so against Auburn in the 2015 Outback Bowl
- Topped the 100-yard mark for the 12th time in his 16-game UW career, the 150-yard plateau for the sixth time and the 200-yard mark for the fourth time
- Earns his third career Offensive Player of the Week award and first of the season
- Last Wisconsin Offensive Player of the Week: Jonathan Taylor (Oct. 9, 2017)



CO-DEFENSIVE POTW: A.J. Epenesa • Iowa • So. • DE • Glen Carbon, Ill.

- Set career highs with five tackles and 2.0 sacks in Iowa's win against Iowa State
- Added one pass breakup and one quarterback hurry
- Anchored a defense that held Iowa State to 19 yards rushing



CO-DEFENSIVE POTW: Antoine Winfield Jr. • Minnesota • So. • DB • The Woodlands, Texas

- Recorded a game-clinching interception in the end zone with 2:10 left in Minnesota's victory over Fresno State
- Notched his second career interception on the play, which was a trick play on first and goal from the 4-yard line
- Added five tackles in the contest, including four solo stops



SPECIAL TEAMS POTW: Emmit Carpenter • Minnesota • Sr. • K • Green Bay, Wis.

- Went 2-for-2 on field goal attempts against Fresno State, with both conversions coming from at least 50 yards
- Connected from 50 and 53 yards to mark the second time in his career that he's recorded two field goals of 50 or more yards in the same contest and first since Nov. 5, 2016 against Purdue
- Added an extra point to finish the game with 201 career points, making him the sixth Minnesota kicker to eclipse 200 career points
- Earns his third career Special Teams Player of the Week award and first since 2016
- Last Minnesota Special Teams Player of the Week: Antoine Winfield Jr. (Sept. 3, 2018)



CO-FRESHMAN POTW: Stevie Scott • Indiana • Fr. • RB • Syracuse, N.Y.

- Rushed 31 times for 204 yards in Indiana's win against Virginia, scoring his first career touchdown on a 40-yard run
- Finished three yards shy of Anthony Thompson's school rushing record for a freshman, a mark set in 1986
- His 31 carries were the most by an Indiana true freshman since BenJarvus Green-Ellis had 35 on Nov. 22, 2003

CO-FRESHMAN POTW: Tate Martell • Ohio State • Fr. • QB • Las Vegas, Nev.

- Went 10-for-10 passing to break the school record for best single-game completion percentage, surpassing Bill Mrukowski's 10-of-11 game against UCLA in 1961
- Notched his first career touchdown pass with a 51-yard pass to Terry McLaurin
- Added 95 rushing yards on eight carries, including a 47-yard touchdown run

LIONS IN THE NFL

34 NITTANY LIONS ON NFL OPENING WEEK ROSTERS

A total of 34 Penn State football alumni are populating the training camp rosters of 21 National Football League teams. The Nittany Lions annually are among the top 20 programs nationally in producing players in the NFL. In addition, eight former Nittany Lions are members of NFL coaching staffs and two former non-football student-athletes are on rosters.

The Miami Dolphins, New York Giants, Pittsburgh Steelers, and Tampa Bay Buccaneers boast a league-high three Penn Staters each, including 10th-year defensive end Cameron Wake on the Dolphins and 2018 No. 2 overall draft pick Saquon Barkley on the Giants.

Five teams - Arizona, Chicago, Oakland, San Francisco and Tennessee - each have two PSU alums. Fourth-year safety Adrian Amos enters the Bears season following a breakout 2017 campaign and is joined by former Jaguars receiver Allen Robinson II, who is coming off an ACL injury suffered in last season's opening week. Fourteen-year vet and San Francisco All-Pro placekicker Robbie Gould is Penn State's elder statesman. In the NFC East, Pro Bowl linebacker Sean Lee returns for his ninth season with the Cowboys, while sixth-year offensive lineman Stefan Wisniewski is looking to help the Eagles defend their Super Bowl title.

A total of 10 players from Penn State's 2017 Fiesta Bowl-winning squad are on NFL rosters. In addition to Barkley, Marcus Allen (Pittsburgh Steelers), Mike Gesicki (Miami Dolphins), Brendan Mahon (Carolina Panthers), DaeSean Hamilton (Denver Broncos), and Troy Apke (Washington Redskins) are on active rosters, while Curtis Cothran (Minnesota Vikings), Grant Haley (New York Giants), Saeed Blacknall and Jason Cabinda (Oakland Raiders) will start the season on practice squads.

Former Penn State men's lacrosse player Chris Hogan also appeared in the most recent Super Bowl and is returning to the Patriots for his sixth season in the NFL. Additionally, former men's basketball player Ross Travis is with the Indianapolis Colts for his third NFL season, but is on injured reserve.

A total of 350 Nittany Lions have been selected all-time in the NFL Draft, which ranks seventh among Division I institutions, including 37 in the first round. The Nittany Lions have had at least three players drafted six of the last seven years. The six selections in April were the most since 2010 when six Nittany Lions were chosen.

Penn State has had at least one representative in 47 of 52 Super Bowls and 107 appearances overall, which is fifth among FBS institutions. Forty Nittany Lions have claimed 57 Super Bowl rings.

Arizona Cardinals (2): Gerald Hodges (6), A.Q. Shipley^R (7)

Atlanta Falcons (1): Jack Crawford (7)

Carolina Panthers (1): Brendan Mahon (R)

Chicago Bears (2): Adrian Amos (4), Allen Robinson II (5)

Cincinnati Bengals (1): Christian Hackenberg (1)

Cleveland Browns (1): Anthony Zettel (3)

Dallas Cowboys (1): Sean Lee^C (9)

Denver Broncos (1): DaeSean Hamilton (R)

Indianapolis Colts: Ross Travis^R (3; former MBB player)

Kansas City Chiefs (1): Jordan Lucas (3)

Los Angeles Rams (1): Garrett Sickles^R (2)

Los Angeles Chargers (1): Trevor Williams (3)

Miami Dolphins (3): Mike Gesicki (R), Mike Hull^R (4), Cameron Wake (10)

Minnesota Vikings (1): Curtis Cothran (R)

New England Patriots: Chris Hogan (6; former MLAX player)

New York Giants (3): Saquon Barkley (R), Grant Haley (R), Nate Stupar (6)

Oakland Raiders (2): Saeed Blacknall (R), Jason Cabinda (R)

Philadelphia Eagles (1): Stefan Wisniewski (6)

Pittsburgh Steelers (3): Marcus Allen (R), Malik Golden^R (2), Jesse James (4)

San Francisco 49ers (2): Garry Gilliam (5), Robbie Gould (14)

Tampa Bay Buccaneers (3): Chris Godwin (2), Carl Nassib (3), Donovan Smith (4)

Tennessee Titans (2): Austin Johnson (3), DaQuan Jones (5)

Washington Redskins (1): Troy Apke (R)

italics indicates practice squad, ^R injured reserve, ^C Captain

EIGHT FORMER LIONS ON NFL COACHING STAFFS

Eight former Nittany Lions are patrolling the sidelines as part of NFL coaching staffs in 2018.

Tom Bradley (Pittsburgh, defensive backs)

Gary Brown (Dallas, running backs)

Bobby Engram (Baltimore, wide receivers)

Peter Giunta (New Orleans, senior defensive assistant)

Al Golden (Detroit, linebackers)

D'Anton Lynn (Houston, assistant defensive backs)

Mike Munchak (Pittsburgh, offensive line)

Paul Pasqualoni (Detroit, defensive coordinator)

OPPONENT TRACKER

| | | |
|---|--|---|
| <p>APPALACHIAN ST. (SEPT. 1) Overall: 1-1 Sun Belt: 0-0 This Week: host Southern Miss Last Week: W, 45-9, Charlotte AppStateSports.com</p> | <p>Pittsburgh (SEPT. 8) Overall: 1-1 ACC: 0-0 This Week: host Georgia Tech Last Week: L, 6-51, Penn State PittsburghPanthers.com</p> | <p>KENT STATE (SEPT. 15) Overall: 1-1 MAC: 0-0 This Week: at Penn State Last Week: W, 54-14, Howard KentStateSports.com</p> |
| <p>Illinois (FRI., SEPT. 21) Overall: 2-0 B1G: 0-0 This Week: vs. USF (Chicago; Soldier Field) Last Week: W, 34-14, Western Illinois FightingIllini.com</p> | <p>OHIO STATE (SEPT. 29) Overall: 2-0 B1G: 1-0 This Week: at TCU Last Week: W, 52-3, Rutgers OhioStateBuckeyes.com</p> | <p>MICHIGAN ST. (OCT. 13) Overall: 1-1 B1G: 0-0 This Week: Off Last Week: L, 13-16, Arizona State MSUSpartans.com</p> |
| <p>Indiana (OCT. 20) Overall: 2-0 B1G: 0-0 This Week: host Ball State Last Week: W, 20-16, Virginia IUHoosiers.com</p> | <p>IOWA (OCT. 27) Overall: 2-0 B1G: 0-0 This Week: host Northern Iowa Last Week: W, 13-3, Iowa State HawkeyeSports.com</p> | <p>Michigan (NOV. 3) Overall: 1-1 B1G: 0-0 This Week: host SMU Last Week: W, 49-3, Western Michigan MGoBlue.com</p> |
| <p>WISCONSIN (NOV. 10) Overall: 2-0 B1G: 0-0 This Week: host BYU Last Week: W, 45-14, New Mexico UWBadgers.com</p> | <p>Rutgers (NOV. 17) Overall: 1-1 B1G: 0-1 This Week: at Kansas Last Week: L, 3-52, Ohio State ScarletKnights.com</p> | <p>MARYLAND (NOV. 24) Overall: 2-0 B1G: 0-0 This Week: host Temple Last Week: W, 45-14, Bowling Green UMTerps.com</p> |

PENN STATE MEDIA SERVICES

FOOTBALL CONTACTS

Kris Petersen
 Cell: 814-883-4581

E-mail: kap18@psu.edu
Twitter: @GoPSUKris

Mark Brumbaugh
 Cell: 814-441-9145

E-mail: mgb28@psu.edu
Twitter: @markbrumbaugh

Paul Marboe
 Cell: 814-777-7604

E-mail: prm5118@psu.edu
Twitter: @pmarboe33

Assoc. AD for Strategic Communications: Jeff Nelson

Asst. AD for Strategic Communications: Kris Petersen

Associate Director: Rose Carter

Assistant Directors: Mark Brumbaugh, Pat Donghia, John Hanna, Paul Marboe, Nicole Praga, Will Rottler, Kevin Stoicovy, Jocelyn VerVelde, Chelsea Vielhauer

Admin. Assistant: Cristin Guiher

Strategic Communications Office: 814-865-1757

Website: GoPSUsports.com

Address: 101D Bryce Jordan Center, University Park, Pa., 16802

SUNDAY:

9 a.m. - Updated stats available at GoPSUsports.com.

MONDAY:

8 p.m. - Game Notes available at GoPSUsports.com.

TUESDAY:

12:30 p.m. - Penn State Weekly Press Conference
 James Franklin and at least two players available for questions in person and via telephone at Beaver Stadium.

To participate please contact the Strategic Communications Office at 814-865-1757 prior to 11 a.m. ET. Please contact Strategic Communications for FTP information for video/audio from the press conference.

TUESDAY-WEDNESDAY:

9 a.m. - 2 p.m. - Player Interviews
 Selected players available via teleconference interviews. For information, please contact Cristin Guiher in PSU Strategic Communications (cms36@psu.edu; 814-865-1757).

WEDNESDAY:

Approximately 6:05 p.m. - Practice Availability
 Media can watch last 10 minutes of practice, James Franklin and one player will be available post-practice.

THURSDAY:

11:30 a.m. - Thursday Assistant Coach Teleconference
 Selected players available via teleconference interviews. For information, please contact Cristin Guiher in PSU Strategic Communications (cms36@psu.edu; 814-865-1757).

6:05 p.m. - "The Penn State Coaches Show Featuring James Franklin Presented by Pepsi" at Primanti Bros. and broadcast live on the Penn State Sports Network and LionVision on GoPSUsports.com.

SATURDAY:

Post-Game: James Franklin and selected players will be available immediately following the game.
 Please contact Strategic Communications for FTP audio/video information (home games only).

B1G STANDINGS

| EAST | BIG TEN | | OVERALL | | |
|-------------------|------------|--------------|------------|--------------|----------------|
| | W-L | % | W-L | % | AP USA |
| Ohio State | 1-0 | 1.000 | 2-0 | 1.000 | 0-0 0-0 |
| Penn State | 0-0 | 0.000 | 2-0 | 1.000 | 0-0 0-0 |
| Indiana | 0-0 | 0.000 | 2-0 | 1.000 | 0-0 0-0 |
| Maryland | 0-0 | 0.000 | 2-0 | 1.000 | 1-0 1-0 |
| Michigan State | 0-0 | 0.000 | 1-1 | .500 | 0-0 0-0 |
| Michigan | 0-0 | 0.000 | 1-1 | .500 | 0-1 0-1 |
| Rutgers | 0-1 | 0.000 | 1-1 | .500 | 0-1 0-1 |
| WEST | W-L | % | W-L | % | AP USA |
| Northwestern | 1-0 | 1.000 | 1-1 | .500 | 0-0 0-0 |
| Illinois | 0-0 | 0.000 | 2-0 | 1.000 | 0-0 0-0 |
| Iowa | 0-0 | 0.000 | 2-0 | 1.000 | 0-0 0-0 |
| Minnesota | 0-0 | 0.000 | 2-0 | 1.000 | 0-0 0-0 |
| Wisconsin | 0-0 | 0.000 | 2-0 | 1.000 | 0-0 0-0 |
| Nebraska | 0-0 | 0.000 | 0-1 | .000 | 0-0 0-0 |
| Purdue | 0-1 | 0.000 | 0-2 | .000 | 0-0 0-0 |

BIG TEN SCHEDULE (All Times Eastern)

SATURDAY, SEPT. 15

KENT STATE AT PENN STATE, NOON (FS1)

Ball State at INDIANA, noon (BTN)

RUTGERS at Kansas, noon (FSN)

Temple at MARYLAND, noon (BTN)

Troy at NEBRASKA, noon (BTN)

South Florida at ILLINOIS, 3:30 p.m. (BTN)

SMU at MICHIGAN, 3:30 p.m. (BTN)

Miami (Ohio) at MINNESOTA, 3:30 p.m. (BTN)

BYU at WISCONSIN, 3:30 p.m. (ABC)

Northern Iowa at IOWA, 7:30 p.m. (BTN)

Akron at NORTHWESTERN, 7:30 p.m. (BTN)

Missouri at PURDUE, 7:30 p.m. (BTN)

OHIO STATE at TCU, 8 p.m. (ABC)

BIG TEN MEDIA SERVICES

BIG TEN CONFERENCE RELEASE/STATISTICS:

The Big Ten Conference football release, with standings and statistics, is available at www.bigten.org.

BIG TEN PLAYERS OF THE WEEK:

The Big Ten Conference will be announcing Players of the Week every Monday during the season.

BIG TEN COACHES TELECONFERENCE:

The Big Ten will conduct a football coaches teleconference every Tuesday during the season. All 14 head coaches will be available to answer questions for eight minutes. Please contact the Big Ten Communications staff (847-696-1010) for the phone numbers for the teleconference.

| MONDAY | TUESDAY | WEDNESDAY | THURSDAY | FRIDAY | SATURDAY | SUNDAY |
|--|--|--|--|--|---|---|
| <p>Game Notes Available by 8 p.m. on GoPSUsports.com</p> | <p>James Franklin Press Conference 12:30 p.m. (ET)</p> <p>B1G Teleconference 1:28 p.m. (ET)</p> <p>Player Teleconferences</p> | <p>Practice Availability & James Franklin Post Practice Approx. 6:05 p.m.</p> <p>Player Teleconferences</p> | <p>PSU Asst. Coach Teleconference 11:30 a.m.</p> <p>Penn State Coaches Show 6:05 p.m. Primanti Bros.</p> | <p>No Coach/Player Availability</p> | <p>Kent State noon</p> <p>FSI/Penn State Sports Network</p> <p>Beaver Stadium</p> | <p>Updated Statistics Available 9 a.m. GoPSUsports.com</p> |



FRANKLIN FILE

Born: February 2, 1972
Hometown: Langhorne, Pa.
Wife: Fumi
Daughters: Shola & Addison

Education:
 East Stroudsburg, 1995; B.S. in Psychology
 Washington State, 1999; M.A. in Educational Leadership

Playing Career:
 East Stroudsburg; Quarterback, 1991-94

Coaching Experience

| | | |
|------------|-------------------------|-------------------|
| 2014-pres. | Head Coach | Penn State |
| 2011-13 | Head Coach | Vanderbilt |
| 2008-10 | Asst HC/Off. Coord./QBs | Maryland |
| 2006-07 | Off. Coord./QBs | Kansas State |
| 2005 | Wide Receivers | Green Bay Packers |
| 2000-04 | Recruiting Coord./WRs | Maryland |
| 1999 | Wide Receivers | Idaho State |
| 1998 | Grad. Asst./Tight Ends | Washington State |
| 1997 | Wide Receivers | James Madison |
| 1996 | Grad. Asst./Secondary | East Stroudsburg |
| 1995 | Wide Receivers | Kutztown |

BOWL RESULTS

| Year | School | Bowl | Result (Opp.) |
|------|------------|--------------|------------------------------|
| 2011 | Vanderbilt | Liberty | L, 24-31 (Cincinnati) |
| 2012 | Vanderbilt | Music City | W, 38-24 (N.C. State) |
| 2013 | Vanderbilt | BBVA Compass | W, 41-24 (Houston) |
| 2014 | Penn St. | Pinstripe | W, 31-30 OT (Boston College) |
| 2015 | Penn St. | TaxSlayer | L, 17-24 (Georgia) |
| 2016 | Penn St. | Rose | L, 49-52 (USC) |
| 2017 | Penn St. | Fiesta | W, 35-28 (Washington) |

CAREER RECORD

| Year | School | Overall | Conf. | Of Note |
|------------------------------------|------------|--------------|--------------|---|
| 2011 | Vanderbilt | 6-7 | 2-6 | lost to Cincinnati, 31-24; Liberty Bowl |
| 2012 | Vanderbilt | 9-4 | 4-4 | No. 23; def. North Carolina State, 38-24; Music City Bowl |
| 2013 | Vanderbilt | 9-4 | 5-3 | No. 20; def. Houston, 41-24; BBVA Compass Bowl |
| 2014 | Penn State | 7-6 | 2-6 | 2nd PSU coach to start career 4-0; def. BC, 31-30 (OT) Pinstripe Bowl |
| 2015 | Penn State | 7-6 | 4-4 | lost to Georgia, 24-17; TaxSlayer Bowl |
| 2016 | Penn State | 11-3 | 8-1 | Big Ten East & Big Ten Champs; lost to USC, 52-49; Rose Bowl |
| 2017 | Penn State | 11-2 | 7-2 | No. 8; def. Washington, 25-28; Fiesta Bowl |
| 2018 | Penn State | 2-0 | 0-0 | |
| Total (8 Years) | | 62-32 | 32-26 | Seven Bowl Appearances |
| Vanderbilt Record (3 Years) | | 24-15 | 11-13 | Consecutive Top-25 Finishes for 1st Time in VU History |
| Penn State Record (5 Years) | | 38-17 | 21-13 | 2016 Big Ten Champs; Four Consecutive Bowl Appearances |

HEAD COACH JAMES FRANKLIN

CAREER AT A GLANCE

- Franklin was named the 16th head football coach in the storied history of the Nittany Lion program on January 11, 2014.
- Franklin enters his eighth year as a collegiate head coach, leading his first seven squads to a bowl game.
- Franklin is one of nine current FBS head coaches to lead his teams to a bowl game in each of his first seven seasons as a head coach. He is one of six current Autonomy 5 head coaches to accomplish the feat.
- He owns a 62-32 career record, with six consecutive winning seasons.
- Franklin has led his teams to two Top 10 finishes (2 at Penn State) and four Top 25 finishes (2 at Vanderbilt; 2 at Penn State).
- Franklin led the Nittany Lions to back-to-back New Year's Six bowls in 2016 (Rose) and 2017 (Fiesta) for the first time since 1985 (Orange) and 1986 (Fiesta).
- Franklin has 23 years of coaching experience at the collegiate and NFL level.
- In his seven years as a head coach, Franklin mentored 57 players who have gone on to the NFL ranks.
- Franklin has secured Top 25 recruiting classes each of his last six seasons, including a Top 5 class at Penn State in 2018.

NITTANY LIONS ON THE FIELD

2017 SEASON

- Penn State continued to be among the nation's elite in 2017, climbing as high as No. 2 in the rankings and appearing in a second-straight New Year's Six bowl, earning a 35-28 win over No. 11 Washington in the PlayStation Fiesta Bowl.
- The Nittany Lions earned back-to-back 11-win seasons for the fifth time in program history and first time since 2008 and 2009 with an 11-2 record.
- Penn State finished the season No. 8 in the Associated Press and Rankings Coaches polls and No. 9 in the final CFP rankings. It was the 24th Top 10 AP finish in program history.
- The Nittany Lions used a balanced attack with a high-scoring offense and a stingy defense to lead FBS in scoring differential with a +24.6 margin.
- Offensively, Penn State finished seventh in FBS with a 41.1 scoring average, which is the third-highest in program history, and 19th in total offense with a 460.3 average, which also ranks third in PSU history.
- Defensively, the Nittany Lions were seventh in FBS in scoring average (16.5 ppg) and sacks (3.23 spg), while coming in 17th in total defense (329.5).
- Penn State posted back-to-back-to-back 40-sack seasons for the first time since 2005-07.
- Running back Saquon Barkley capped a stellar collegiate career by winning the Paul Hornung Award for the nation's most versatile player, three major Big Ten awards – Graham-George Big Ten Offensive Player of the Year, Ameche-Dayne Big Ten Running Back of the Year, Rodgers-Dwight Big Ten Return Specialist – and the Chicago Tribune Silver Football for the second-straight season. Barkley is just the fifth player since 1924 to win two Silver Football honors.
- Barkley became the 100th first-team All-American in program history with Consensus All-America honors and finished fourth in the Heisman Trophy voting.

- The Nittany Lions had 18 players garner All-Big Ten accolades, including four first-team selections in Barkley (running back and return specialist), Marcus Allen and Mike Gesicki.
- Quarterback Trace McSorley, the Offensive MVP of the PlayStation Fiesta Bowl, followed up his record-breaking 2016 campaign with another outstanding season. In 2017, McSorley broke the Penn State single-season record for completions (284), total offense (4,061), touchdowns responsible for (37), 300-yard passing games (5) and 200-yard passing games (11).
- McSorley also became the second player in Big Ten history with 25 passing touchdowns and 10 rushing scores in a season, joining Ohio State's J.T. Barrett (2014, 2017).
- Wide receiver DaeSean Hamilton ended his Penn State career as the program's career receptions leader (214) and second in school history in receiving yards (2,842).
- The Nittany Lions sent nine players to senior all-star games, which is the most since 2003 when nine student-athletes were in postseason games (Senior Bowl: Allen, Gesicki, Hamilton, Christian Campbell; East-West Shrine Bowl: Hamilton, Jason Cabinda, Curtis Cothran, Parker Cothren, Grant Haley; NFLPA Collegiate Bowl: Troy Apke).

2016 SEASON

- Penn State surged in 2016, winning nine consecutive games en route to the Big Ten Championship, a Rose Bowl berth and an 11-3 overall record.
- Penn State finished the season ranked No. 5 in the College Football Playoff rankings and No. 7 in the Associated Press and Amway Coaches polls. It was Penn State's highest finish in the polls since 2005.
- The Lions claimed their fourth overall Big Ten Championship and first outright title since 1994 with a thrilling 38-31 comeback win over Wisconsin in the Big Ten Championship Game.
- In 2016, Franklin was honored as Sporting News National Coach of the Year and the Woody Hayes National Coach of the Year, as well as the Dave McLain Big Ten Coach of the Year and Associated Press Big Ten Coach of the Year.
- Franklin was also a finalist for the Paul "Bear" Bryant, Eddie Robinson and Associated Press National Coach of the Year awards.
- The 2016 season brought record-breaking performances from the Lions as the offense set marks for total offense (6,056), passing yards (3,650), points scored (526) and double-digit comeback wins (4).
- The Lions' +14.4 scoring improvement in 2016 ranked fourth in FBS and second among Autonomy 5 schools.
- Barkley was selected as the Graham-George Big Ten Offensive Player of the Year, Big Ten Running Back of the Year and Chicago Tribune Silver Football winner for the conference's top player.
- McSorley was named the Grange-Griffin Big Ten Championship Game MVP, as well as earning Maxwell Club Tri-State Player of the Year and All-Big Ten second team honors. He was the first Penn State quarterback to win all-conference honors since Daryll Clark in 2009.
- Not to be outdone, the Lion defense finished seventh in FBS in tackles for loss (8.1) and 19th in sacks (2.86).

2015 SEASON

- Franklin guided the Nittany Lions to a 7-6 record in 2015 and a berth in the TaxSlayer Bowl.
- Under Franklin's tutelage, Carl Nassib claimed a trio of national awards – Lombardi Award, Lott IMPACT Trophy and Ted Hendricks Award – and became Penn State's 13th unanimous Consensus All-American.
- Nassib also led the nation in sacks with a school-record 15.5 in 2015.
- The 2015 season also saw Christian Hackenberg break every Penn State career passing record, including passing yards, passing touchdowns and completions, and true freshman Saquon Barkley break the freshman season rushing record with a 1,000-yard campaign.
- Barkley was named the Big Ten Network's Freshman of the Year and claimed second team All-Big Ten honors, while wide receiver Chris Godwin (second team) and defensive tackles Austin Johnson (second team) and Anthony Zettel (third team) also earned All-Big Ten accolades.

2014 SEASON

- Franklin's first season was bookended with a pair of thrilling victories for the Nittany Lions. The Penn State head coach's inaugural season began with a final-play 26-24 victory over UCF in Dublin, Ireland, in Penn State's first-ever international game and ended with a comeback, a 31-30 overtime win over Boston College in the New Era Pinstripe Bowl in Yankee Stadium. The Nittany Lions overcame a 14-point deficit late in the third quarter, tying the largest comeback in Penn State's bowl history.
- With the Pinstripe Bowl win, Franklin became just the third Penn State coach to lead the team to at least seven wins in his first season, joining Dick Harlow (1915) and Bill O'Brien (2012).
- Franklin guided the Nittany Lions to a 4-0 start, joining Harlow as the only first-year Penn State coaches to win their initial four games.
- In Franklin's first season at Penn State, he helped Mike Hull to the Butkus-Fitzgerald Big Ten Linebacker of the Year award to carry on the "Linebacker U" tradition.
- Zettel earned All-Big Ten first team honors, while receiver DaeSean Hamilton garnered All-Big Ten second team accolades after pulling in 82 catches for 899 yards.

NITTANY LIONS IN THE CLASSROOM

- The Nittany Lions had a program-record 35 student-athletes claim Academic All-Big Ten honors in the fall of 2017.
- Tyler Yazujian collected a berth on the CoSIDA Academic All-America® first team in 2016 after an appearance on the second team in 2015.
- The 2015 fall semester saw the Nittany Lions post a record 56 squad members with at least a 3.0 grade-point average (GPA), marking the fifth consecutive semester (including summer sessions) the Nittany Lions have had more than 50 student-athletes with a 3.0 GPA or better.
- The 56 Nittany Lions with a 3.0 GPA or higher surpasses the mark of 55 set by the 2008 fall semester for the most 3.0 students in a semester in football program history.
- Additionally, 22 Nittany Lions earned Academic All-Big Ten recognition in 2015.
- A total of 23 Nittany Lions posted a 3.5 GPA or higher in the 2015 fall semester, with 19 earning Dean's List recognition for having 3.5 GPA or higher with 12 credits earned in undergraduate work.
- The Nittany Lion freshmen were impressive in the 2015 fall semester with 14 posting a 3.0 or higher.
- During Franklin's first fall semester on campus, the football student-athletes set program records with 25 student-athletes earning Dean's List recognition (3.5 GPA) and 57 players owning a cumulative 3.0 GPA or higher after the 2014 fall semester.
- Additionally, 51 squad members compiled at least a 3.0 GPA in the fall of 2014, the third-highest semester total in program history.
- The spring of 2015 saw continued success in the classroom with 51 student-athletes compiling at least a 3.0 GPA, marking the first time in program history with 50 or more 3.0s in a spring semester.

NITTANY LIONS IN THE COMMUNITY

- The Nittany Lions are active in the community, participating in activities such as Uplifting Athletes, THON, Pennsylvania Special Olympics Summer Games, State College Area Food Bank and Penn State Hershey Children's Hospital visits.
- In 2017, linebacker Brandon Smith was selected to the Allstate AFCA Good Works team for his selflessness and community service. He was one of 11 FBS honorees in 2017 and is the first Nittany Lion to claim the award since Ben Kline in 2015, and the fourth overall.
- The football team's 2,100 hours of community service in 2014-15 equated to nearly 40 percent of the 5,300 community service hours by Penn State student-athletes.
- The engaging and enthusiastic Franklin is a popular speaker and media interview subject. He was a guest analyst on ESPN's coverage from the site of college football's National Championship game, spending a day appearing on various ESPN platforms in 2013 and 2014. In 2015, Franklin joined the FOX studio crew for pregame, halftime and postgame coverage of the Big Ten Championship Game.
- In February 2015, Franklin was the lone college head coach among the speakers and panelists at the prestigious MIT Sloan Sports Analytics Conference in Boston. He was a panelist for the session, "The Formula to Win: College Football Analytics," which was moderated by ESPN reporter Rachel Nichols.



RECRUITING SUCCESS

- Franklin's recruiting classes in the last four years have been ranked an average of 15.5 nationally, which is a significant jump from the 40.8 average from 2012-14.
- Sixty-nine of the 113 signees under Franklin are from within a 250-mile radius of State College.
- Six of the 15 highest-ranked 247Sports Composite recruits at Penn State since 2000 have been signed by Franklin.
- The 2018 recruiting class was ranked No. 4 among all three major recruiting outlets - 247Sports, ESPN.com and Rivals. The No. 4 finish is the highest in program history.
- The 3.74 average star ranking for the 2018 class was the highest since 2010 (3.89) according to 247Sports Composite.
- Penn State signed Rivals No. 1 Pennsylvania recruit in three-straight years (2018 - Micah Parsons; 2017 - Lamont Wade; 2016 - Miles Sanders) for the first time since 2004 (Anthony Morelli), 2005 (Justin King) and 2006 (Jared Odrick).
- With the signing of Micah Parsons, Justin Shorter and Ricky Slade, Penn State inked three 247Sports Composite 5-star recruits for the first time since rankings began in 2001.
- The Nittany Lions also signed 12 ESPN300 recruits for the first time since 2006, when ESPN rankings started.
- Parsons was the No. 5-rated recruit in the 247Sports Composite, which is the highest recruit signed by Penn State since 2005 when Derrick Williams was the No. 4 overall recruit.
- In 2017, the newest set of Nittany Lions finished in the Top 15 in the country, ranking as high as 12th by Rivals.
- The Class of 2016 at Penn State finished in the Top 20, ranking as high as 18th by ESPN, and featured a pair of five-star recruits.
- In 2016, Franklin secured the No. 1 player in the state of Pennsylvania (Sanders) for the first time since Jared Odrick (2006).
- The Nittany Lions laid claim to the No. 1 running back in the state of Pennsylvania in 2015 (Saquon Barkley) and 2016 (Sanders).
- In February 2015, the Nittany Lions' highly-regarded class of 25 signees was ranked in the Top 15 nationally by the four major recruiting services.
- Franklin and his staff organized a Top 25 recruiting class in short order after being hired at Penn State in January 2014.
- While at Vanderbilt, Franklin assembled a recruiting class that finished as high as 19th in 2014.
- In each of his three seasons in Nashville, Franklin signed classes that finished in the Top 50 nationally. Prior to Franklin's arrival, the Commodores average class rank was 64.6 since 2000 (based on 247Sports composite).

HELPING THE COMMODORES GET THEIR WINGS

- Franklin directed Vanderbilt to consecutive Top 25 finishes for the first time in the 124-year history of the program (No. 23/24 - 2013 & No. 23/20 - 2012).
- The Commodores finished 23rd in the final 2012 Associated Press poll, marking their first AP final ranking since 1948.
- Franklin's 24 wins tied Dan McGugin for the most by a Vanderbilt coach in his first three seasons.
- Franklin led Vanderbilt to a bowl game in each of his three seasons in Nashville, with the last two years resulting in wins over NC State (Music City Bowl) and Houston (BBVA Compass Bowl). The Commodores had played in four bowl games all-time in the 121 seasons prior to his arrival, none in consecutive years.
- Vanderbilt had posted four nine-win seasons in program history, with Franklin's last two teams comprising half of the total.
- Over the last 20 games during the 2012-13 seasons, the Commodores' 16-4 record was second-best in the SEC to Alabama's 17-3 mark.
- Franklin guided the Commodores to a 6-6 regular-season record and earned a berth in the Liberty Bowl during his first season after inheriting a Vanderbilt team that finished 2-10 in both 2009 and 2010, with a combined mark of 1-15 SEC play.
- The 2011 bowl berth was Vanderbilt's second since 1983 and running back Zac Stacy broke the Commodores' season record with 1,193 rushing yards.

6 2018 PENN STATE FOOTBALL

- The Commodores had a breakthrough campaign in 2012 under Franklin, finishing on a seven-game winning streak (longest since 1948) to post a 9-4 mark, Vanderbilt's most wins in 97 years, and a berth in the Music City Bowl, in which VU defeated NC State, 38-24.
- A victory at Missouri sparked an 8-1 finish, which included three consecutive SEC road wins for the first time in program history.
- The Commodores were 5-3 in SEC play, winning five SEC games for the first time since 1935, and posted two shutouts for the first time since 1968.
- Franklin was among five finalists for the Bear Bryant National Coach of the Year award in 2012.
- Stacy became the first player in Vanderbilt history to rush for 1,000 yards in consecutive seasons, gaining 1,141 yards to finish his career with a school-record 3,143 yards and 30 rushing touchdowns.
- Wide receiver Jordan Matthews broke the Vanderbilt season receiving record with 1,363 yards on 94 catches.
- Vanderbilt continued its historic rise under Franklin during the 2013 season, capping a school-record second consecutive 9-4 campaign with a 41-24 win over Houston in the BBVA Compass Bowl.
- The Commodores defeated Florida, Georgia and Tennessee in the same season for the first time in program history, winning in Gainesville and Knoxville.
- Franklin helped Matthews develop into a two-time All-American and the SEC's career leader in receptions (262) and receiving yardage (3,759). Matthews broke the SEC season record with 112 receptions for 1,477 yards and seven touchdowns in 2013, becoming the first SEC receiver to make 100 catches in a season.

RIISING UP THE RANKS

- Franklin began his coaching career as the wide receivers coach at Kutztown (Pa.) University (1995) and was a graduate assistant coach at his alma mater, East Stroudsburg (Pa.) University in 1996, working with the secondary.
- He then was the wide receivers coach at James Madison (1997), a graduate assistant (tight ends) at Washington State in 1998 and the wide receivers coach at Idaho State (1999).
- In 2000, Franklin was named the wide receivers coach at Maryland under head coach Ron Vanderlinden, who would go on to coach the Penn State linebackers from 2001-13.
- Franklin continued in that role under new head coach Ralph Friedgen in 2002 and '03 and helped the Terps to three consecutive 10-win seasons, including an appearance in the 2002 FedEx Orange Bowl. In 2003, Franklin added duties as recruiting coordinator and directed back-to-back recruiting classes ranked in the Top 25 nationally. Franklin and former Nittany Lion head coach Bill O'Brien (running backs) were Maryland assistant coaches in 2003 and '04 under Friedgen.
- After five successful years at Maryland, Franklin was named wide receivers coach on Mike Sherman's Green Bay Packers staff in 2005. During that season, Green Bay ranked third in the NFL in receptions (383) and seventh in receiving yards (3,766). Donald Driver was among the top receivers in the NFL, ranking second in receptions and eighth in receiving yards, with a then-career-high 86 catches for 1,221 yards.

- Franklin served as the offensive coordinator and quarterbacks coach at Kansas State during the 2006-07 seasons under head coach Ron Prince. In 2006, he helped the Wildcats to their first winning season in four years. Franklin coached quarterback Josh Freeman and oversaw an offense that produced a 3,000-yard passer (Freeman), 1,500-yard receiver (All-American wide receiver Jordy Nelson) and 1,000-yard rusher (James Johnson) during the 2007 season, a first in school history. Freeman would go on to become the Wildcats' highest NFL offensive draft pick since 1954 when the Tampa Bay Buccaneers selected him 17th overall in the 2009 NFL Draft.
- Franklin returned to Maryland in 2008 as the Terps' assistant head coach and offensive coordinator. He helped the Terrapins to victories in the 2008 Humanitarian Bowl and the 2010 Military Bowl. The 2010 squad was among the national leaders in scoring offense at 32.2 points per game and was led by ACC Rookie of the Year quarterback Danny O'Brien. He threw for 2,438 yards, 22 touchdowns and only eight interceptions in 2010, with All-ACC receiver Torrey Smith making 67 catches for 1,055 yards and 12 scores.
- In 1998, Franklin began his participation in the NFL's Minority Coaching Fellowship Program, starting with a stint with the Miami Dolphins and working with Hall of Fame quarterback Dan Marino. Franklin also worked with Donovan McNabb of the Philadelphia Eagles (1999) and Minnesota Vikings (2008) in the NFL program.

PLAYING CAREER

- Franklin was a four-year letterman at quarterback and a two-time All-PSAC selection at East Stroudsburg.
- Franklin graduated having broken or tied 23 school records.
- He set seven school records as a senior to earn team MVP honors and was a Harlon Hill Trophy nominee as the NCAA Division II Player of the Year.
- Among the season records he set were for total offense (3,128 yards), passing yards (2,586) and touchdown passes (19).
- Franklin was inducted into the East Stroudsburg Athletics Hall of Fame October 15, 2016.

PERSONAL

- Franklin graduated from East Stroudsburg (Pa.) University in 1995 with a degree in psychology and earned a master's degree in educational leadership from Washington State University.
- Franklin graduated from Neshaminy High School in Langhorne.
- Franklin and his wife, Fumi, have two daughters, Shola and Addison.



NATIONAL POLLS

PENN STATE IN THE POLLS

| Date | CFP | AP | COACHES |
|-----------------|-----|----|---------|
| Preseason | N/A | 10 | 9 |
| Week 2 (9/4) | N/A | 13 | 10 |
| Week 3 (9/9) | N/A | 11 | 10 |
| Week 4 (9/16) | N/A | | |
| Week 5 (9/23) | N/A | | |
| Week 6 (9/30) | N/A | | |
| Week 7 (10/7) | N/A | | |
| Week 8 (10/14) | N/A | | |
| Week 9 (10/21) | N/A | | |
| Week 10 (10/28) | | | |
| Week 11 (11/4) | | | |
| Week 12 (11/11) | | | |
| Week 13 (11/18) | | | |
| Week 14 (11/25) | | | |
| Week 15 (12/2) | | | |

AP (Week 3)

| | | |
|---------------------------|------------|-------------|
| 1. Alabama (54) | 2-0 | 1517 |
| 2. Clemson (6) | 2-0 | 1430 |
| 3. Georgia | 2-0 | 1407 |
| 4. Ohio State | 2-0 | 1288 |
| 5. Oklahoma | 2-0 | 1263 |
| 6. Wisconsin (1) | 2-0 | 1227 |
| 7. Auburn | 2-0 | 1224 |
| 8. Notre Dame | 2-0 | 1022 |
| 9. Stanford | 2-0 | 992 |
| 10. Washington | 1-1 | 884 |
| 11. PENN STATE | 2-0 | 836 |
| 12. LSU | 2-0 | 830 |
| 13. Virginia Tech | 2-0 | 794 |
| 14. West Virginia | 2-0 | 793 |
| 15. TCU | 2-0 | 678 |
| 16. Mississippi State | 2-0 | 654 |
| 17. Boise State | 2-0 | 500 |
| 18. UCF | 2-0 | 494 |
| 19. Michigan | 1-1 | 385 |
| 20. Oregon | 2-0 | 301 |
| 21. Miami | 1-1 | 299 |
| 22. USC | 1-1 | 250 |
| 23. Arizona State | 2-0 | 139 |
| 24. Oklahoma State | 2-0 | 119 |
| 25. Michigan State | 1-1 | 104 |

Others receiving votes: Utah 92, Texas A&M 90, Boston College 45, Houston 32, Maryland 30, Colorado 25, Iowa 23, Kentucky 19, Duke 10, NC State 9, Ole Miss 5, Hawai'i 5, Washington State 4, South Florida 3, South Carolina 2, Florida State 1

AMWAY COACHES (Week 3)

| | | |
|---------------------------|------------|-------------|
| 1. Alabama (59) | 2-0 | 1571 |
| 2. Clemson (3) | 2-0 | 1481 |
| 3. Georgia | 2-0 | 1437 |
| 4. Ohio State (1) | 2-0 | 1391 |
| 5. Oklahoma | 2-0 | 1319 |
| 6. Wisconsin | 2-0 | 1252 |
| 7. Auburn | 2-0 | 1221 |
| 8. Notre Dame | 2-0 | 1029 |
| 9. Stanford | 2-0 | 1010 |
| 10. PENN STATE | 2-0 | 930 |
| 11. Virginia Tech | 2-0 | 862 |
| 12. Washington | 1-1 | 852 |
| 13. LSU | 2-0 | 850 |
| 14. TCU | 2-0 | 743 |
| 15. West Virginia | 2-0 | 727 |
| 16. Mississippi State | 2-0 | 650 |
| 17. Boise State | 2-0 | 507 |
| 18. UCF | 2-0 | 438 |
| 19. Oklahoma State | 2-0 | 325 |
| 20. Miami | 1-1 | 296 |
| 21. USC | 1-1 | 295 |
| 22. Michigan | 1-1 | 270 |
| 23. Oregon | 2-0 | 255 |
| 24. Michigan State | 1-1 | 152 |
| 25. Arizona State | 2-0 | 92 |

Others receiving votes: Texas A&M 87, Utah 86, Houston 46, South Carolina 43, Boston College 37, Kentucky 34, South Florida 27, Washington State 21, Colorado 20, Florida State 17, NC State 16, Iowa 15, Duke 13, Appalachian State 12, Cincinnati 11, Hawai'i 10, Maryland 9, Missouri 8, Memphis 3, Vanderbilt 3, Texas 1, Arkansas State 1

LEADERSHIP



TEAM CAPTAINS ELECTED

- Seniors **Trace McSorley** and **Nick Scott** and junior **Blake Gillikin** have been voted as team captains for the 2018 season by their teammates.
- McSorley and Scott are team captains for the second-straight season.
- Gillikin is coming off a season in which he garnered second-team All-Big Ten accolades from the coaches and media. He also took home second-team all-conference honors from the Associated Press and was honorable-mention All-America by GPR Punt Ratings. He finished 35th in FBS with a 43.2 punting average and was fourth in FBS in coffin wedge average (89.84) according to GPR Punt Rating. Gillikin also excelled in the classroom, earning CoSIDA Academic All-District and Academic All-Big Ten honors while maintaining a 4.0 cumulative grade-point average.
- McSorley, who was a captain in 2017, enters his final season in the Blue & White having thrown a touchdown pass in 28-straight games, the longest active streak in FBS. He holds the Penn State career records for completion percentage (61.8), passing efficiency (152.9), passing touchdowns (59), total offense (8,268). He also owns the Penn State season marks for passing yards (3,614; 2016), completions (284; 2017), passing touchdowns (29; 2016), total offense (4,061; 2017), 300-yard passing games (5; 2016 and 2017), 200-yard passing games (11; 2016 and 2017) and touchdowns responsible for (37; 2017). In 2017, McSorley became just the second player in Big Ten history to have 25 passing touchdowns and 10 rushing scores in the same season, joining Ohio State's J.T. Barrett (2014 and 2017). McSorley earned his second consecutive berth on the All-Big Ten second team as selected by the coaches and media last season. McSorley was a finalist for the Johnny Unitas Golden Arm Award and Manning Award.
- Scott, who was a captain last season, had 33 tackles, including 1.5 tackles for loss. He scooped up a fumble against Indiana, which was forced by Irvin Charles on Hooiser punt return, and took it 13 yards for his second career touchdown. He previously had a rushing touchdown against Army in 2015. A leader on special teams, Scott finished third on the team with nine tackles on special teams with eight coming on kickoffs and one on punt coverage in 2017.



LEADERSHIP COUNCIL ANNOUNCED

- The Leadership Council, which is comprised of 13 seniors, five juniors, three sophomores and three redshirt freshmen (24 total), serves as the voice for the team in the decision-making process.
- This year's Leadership Council members are: seniors **Mark Allen, Torrence Brown, Jake Cooper, Koa Farmer, Trace McSorley, Amani Oruwariye, Nick Scott, Charlie Shuman, Johnathan Thomas, DeAndre Thompkins, Kyle Vasey, Jason Vranic** and **Chaz Wright**; juniors **Ryan Bates, Blake Gillikin, Juwan Johnson, John Reid** and **Tommy Stevens**; sophomores **Tariq Castro-Fields, Will Fries** and **Michal Menet**; and freshmen **Sean Clifford, Jonathan Sutherland** and **C.J. Thorpe**.
- This group is not only charged with leading the team, but the expectation is to also uphold the program's four core values: positive attitude, great work ethic, competitive in everything and must be willing to sacrifice. The Leadership Council meets at least twice a month in Franklin's office and has a profound impact on the chemistry and culture of the entire organization.

8 2018 PENN STATE FOOTBALL

SERIES NOTES

HEAD COACH SEAN LEWIS

- Sean Lewis became Kent State University's 22nd head football coach on Dec. 21, 2017.
- Lewis came to the Golden Flashes after serving as the co-offensive coordinator and quarterbacks coach under Dino Babers at Syracuse. Lewis' background stretches from his four-year playing career at Wisconsin under Barry Alvarez, to winning the 2015 Mid-American Conference (MAC) Championship as the co-offensive coordinator at Bowling Green.
- Lewis became the youngest FBS head coach in the nation at the age of 31. That distinction was previously held by Oklahoma's Lincoln Riley at age 34.
- Lewis spent his previous six seasons alongside head coach Babers at Syracuse (2016-17), Bowling Green (2014-15) and Eastern Illinois (2012-13).
- A tight end and quarterback at Wisconsin, Lewis was a two-time Academic All-Big Ten selection. Current Wisconsin Badger head coach Paul Chryst served as his offensive coordinator and position coach.

SCOUTING THE GOLDEN FLASHES

- Kent State, a member of the Mid-American Conference (MAC), is 1-1 entering Week 3, only losing to Big Ten-foe Illinois in the season opener by one touchdown and defeating FCS-level Howard, 54-14.
- Kent State led Illinois 17-3 at halftime before the Fighting Illini rallied for a 31-24 victory.
- The Golden Flashes are opening the season with a challenging non-conference slate, playing three of four games against "Autonomy Five" schools. They play at Ole Miss next week.
- Under the guidance of first-year head coach Sean Lewis, Kent State has dubbed its style of play as "FlashFAST" football. Lewis, who coached under Dino Babers at Bowling Green and Syracuse, uses an up-tempo offensive scheme. Syracuse led FBS with 86 plays per game in 2017 with Lewis on staff, and Kent State is averaging 83 plays per game (12th in FBS) this season. Lewis has also converted the Kent State defense from a 4-3 scheme to a 3-4.
- Kent State returns 49 letterwinners from last year, including 14 starters (6 offense, 6 defense, 2 special teams).
- Linebacker Jim Jones was named as one Athlon Sports Top 50 underrated players entering 2018.

TOP PERFORMANCES - PENN STATE

| Rushing | | |
|-----------------|----|-------------------------|
| Saquon Barkley | 22 | for 15 yds, TD ('16) |
| Akeel Lynch | 14 | for 123 yds ('13) |
| Austin Scott | 21 | for 100 yds, 3 TD ('03) |
| Dave McNaughton | 22 | for 112 yds ('65) |

| Passing | | |
|----------------------|----------|-------------------------|
| Trace McSorley | 16-of-31 | for 209 yds, 2 TD ('16) |
| Christian Hackenberg | 13-of-35 | for 176 yds, 1 TD ('13) |
| Rob Bolden | 17-of-27 | for 217 yds, 1 TD ('10) |

| Receiving | | |
|--------------|---|------------------------|
| Chris Godwin | 7 | for 67 yds ('16) |
| Mike Gesicki | 3 | for 49 yds ('16) |
| Derek Moya | 4 | for 87 yds ('10) |
| Devon Smith | 3 | for 61 yds, 1 TD ('10) |

TOP PERFORMANCES - KENT STATE

| Rushing | | |
|---------------|----|------------------|
| Justin Rankin | 13 | for 82 yds ('16) |
| Willie Asbury | 26 | for 97 yds ('65) |

| Passing | | |
|---------------|----|-------------------------|
| Colin Reardon | 12 | of 28 for 100 yds ('13) |
| Spencer Keith | 20 | of 36 for 170 yds ('10) |
| Ron Mollric | 9 | of 22 for 82 yds ('65) |

| Receiving | | |
|------------------|---|------------------|
| Nick Holley | 4 | for 45 yds ('16) |
| Chris Humphrey | 5 | for 47 yds ('13) |
| Sam Kirkland | 4 | for 37 yds ('10) |
| Fred Gissendaner | 4 | for 36 yds ('65) |

SERIES RECORD

Penn State is hosting Kent State for the sixth time overall and fourth time in the last nine years. The Nittany Lions are undefeated in the previous five meetings.

The two teams first met in 1965 during what would prove to be Rip Engle's final season as Penn State's head coach. It was the only game in which Kent State has scored an offensive touchdown. The Golden Flashes touchdowns in 2003 and 2016 came on turnovers, while they were shut out in back-to-back games in 2010 and 2013.

| Year | Site | Result |
|------|------|-------------------|
| 1965 | Home | Penn State, 21-6 |
| 2003 | Home | Penn State, 32-10 |
| 2010 | Home | Penn State, 24-0 |
| 2013 | Home | Penn State, 34-0 |
| 2016 | Home | Penn State, 33-13 |

LAST MEETING

PENN STATE TOPPLES KENT STATE, 33-13

The Penn State defense shut down Kent State in the second half, led by six sacks and an Amani Oruwariye interception return for a touchdown, as the Nittany Lions defeated the Golden Flashes in its 2016 season opener, 33-13, in Beaver Stadium.

Penn State held a 16-13 lead at the half, but Oruwariye's 30-yard pick-six within the first minute of the third quarter to set the tone for the final two quarters, as the Lion defense held Kent State to just 118 yards the rest of the way. Linebacker Brandon Bell added an interception in Penn State territory, and seven different Lions combined for seven sacks for the game - the most by Penn State in a single game since the Northwestern game in 2011.

Then-sophomore quarterback Trace McSorley enjoyed a successful first career start at the helm of Penn State's new-look offense. He threw touchdown passes to DaeSean Hamilton and Mike Gesicki, connecting on 16-of-31 pass attempts for 209 yards, while also adding 47 yards on the ground. Classmate Saquon Barkley led the rushing attack, totaling 105 yards on 22 carries with one touchdown.

The Penn State defense limited Kent State's three quarterbacks to 129 yards passing and 14 completions on 28 attempts with two interceptions, while seven different Kent State rushers were limited to 150 yards on 41 attempts. The Nittany Lions did not allow a touchdown on defense against Kent State for a fourth consecutive game.

Kent State struck first with a field goal, but McSorley connected with Hamilton from 4 yards out to take the lead before the end of the quarter. The teams traded field goals in the second quarter, and then Penn State safety Marcus Allen forced and recovered a fumble in Kent territory, setting up a Barkley touchdown run for a 13-6 lead with 8:02 left in the half. Kent State tied the game midway through the second quarter with a fumble recovery for a touchdown, but a pair of Tyler Davis field goals, Oruwariye's pick-six and Gesicki's touchdown iced the win.



TEAM STATISTICS

| | KSU | PSU |
|---------------------|---------|---------|
| First Downs | 16 | 19 |
| Rushing Yards | 150 | 145 |
| Passing Yards | 129 | 209 |
| Passing (C-A-Int) | 14-28-2 | 16-31-0 |
| Total Offense | 279 | 354 |
| Plays | 69 | 69 |
| Fumbles (#-Lost) | 1-1 | 1-0 |
| Penalties (#-Yards) | 6-47 | 5-55 |
| Possession Time | 32:56 | 27:04 |
| 3rd Down Conv. | 5-17 | 5-14 |
| Red-Zone | 2-3 | 4-5 |
| Touchdowns | 0 | 2 |
| Field Goals | 2 | 2 |

GAME LEADERS

* Top performers from each school based on yardage.

PENN STATE

| Rushing | | |
|----------------|----|-------------------|
| Saquon Barkley | 22 | for 105 yds, 1 TD |
| Trace McSorley | 14 | for 47 yds |

| Passing | | |
|----------------|----------|-------------------------|
| Trace McSorley | 16-of-31 | for 209 yds, 2 TD/0 INT |

| Receiving | | |
|--------------|---|------------------|
| Chris Godwin | 7 | for 67 yds, 0 TD |
| Mike Gesicki | 3 | for 49 yds, 1 TD |

| Tackles (U-A-Total) | | |
|---------------------|--------|--|
| Jason Cabinda | 5-6-11 | |
| Brandon Bell | 3-5-8 | |

KENT STATE

| Rushing | | |
|---------------|----|------------|
| Justin Rankin | 13 | for 82 yds |
| Kavious Price | 2 | for 31 yds |

| Passing | | |
|----------------|---------|------------------------|
| Mylik Mitchell | 6-of-12 | for 65 yds, 0 TD/0 INT |

| Receiving | | |
|---------------|---|------------|
| Nick Holley | 4 | for 55 yds |
| Raekwon James | 2 | for 44 yds |

| Tackles (U-A-Total) | | |
|---------------------|---------|--|
| Nate Holley | 5-12-17 | |
| Juantez McRae | 4-4-8 | |

OTHER

| | |
|--------------|----------------------|
| Date | September 3, 2016 |
| Location | University Park, Pa. |
| Stadium | Beaver Stadium |
| Attendance | 94,378 |
| Time of Game | 3:27 |
| Penn State | 1-0 |
| Kent State | 0-1 |

KENT STATE NOTES

NON-CONFERENCE FINALE

- Penn State is playing its third-and-final non-conference game of the season.
- Penn State is seeking its seventh consecutive win over non-conference opponents during the regular season, dating back to a win 34-27 win over Temple in 2016.
- Under James Franklin (2014-pres.), Penn State is 14-2 against non-conference opposition during the regular season.

PENN STATE VS. MAC

- Penn State owns a 25-3 mark against the 2018 football alignment of the Mid-American Conference.
- The Nittany Lions have played 10 of the 13 members of the MAC, playing their first MAC opponent, Buffalo, on Nov. 29, 1900. The Lions lost, 10-0, that day on the road.
- Penn State has won six consecutive games against MAC opponents.
- PSU has played a MAC school every year since 2009.
- Upcoming games against MAC opponents include: Buffalo (Sept. 7, 2019), Ball State (Sept. 11, 2021), Central Michigan (Sept. 24, 2022) and Bowling Green (Sept. 7, 2024).
- Kent State is the lone MAC opponent Penn State faces this season.

| MAC Opponent | Record | 1st Meeting | Last Meeting |
|-------------------|------------|-------------|--------------|
| Akron | 6-0 | 1999 | 2017 |
| Ball State | -- | | |
| Bowling Green | 2-0 | 1987 | 1998 |
| Buffalo | 2-1 | 1900 | 2015 |
| Central Michigan | 1-0 | 2005 | 2005 |
| Eastern Michigan | 3-0 | 1992 | 2013 |
| Kent State | 5-0 | 1965 | 2016 |
| Miami (Ohio) | -- | | |
| Northern Illinois | 1-0 | 1996 | 1996 |
| Ohio | 5-1 | 1967 | 2012 |
| Toledo | 0-1 | 2000 | 2000 |
| Western Michigan | -- | | |

PENN STATE-KENT STATE CONNECTIONS

- Penn State redshirt senior RB, **Mark Allen** and sophomore DE **Shane Simmons** played with Kent State senior CB Darryl Marshall at DeMatha Catholic in Hyattsville, Maryland.
- Penn State redshirt freshman DT **Evan Presta** and freshmen WR **Henry Fessler** and OL **Juice Scruggs** played with Kent State freshman DL Will Burns at Cathedral Prep in Erie, Pennsylvania.
- Penn State redshirt freshman WR **KJ Hamler** played with Kent State sophomore S **Elvis Hines** at IMG Academy in Bradenton, Florida.
- Penn State junior RB **Miles Sanders** and Kent State junior RB Jo-el Shaw played together at Woodland Hills in Pittsburgh.

COACHING CONNECTIONS

- Kent State inside linebackers coach, Will Windham spent a season as a defensive graduate assistant at Penn State in 2014, working with defensive line coach **Sean Spencer**.
- Penn State offensive line coach **Matt Limegrover** coached Kent State offensive graduate assistant Matt Battaglia at Northern Illinois in 2010.
- Kent State head coach Sean Lewis played for Big Ten foe Wisconsin from 2004-07. He played in games against Penn State in 2006 (Wisconsin, W, 13-3) and 2007 (Penn State, W, 38-7).

NITTANY LIONS FROM OHIO

- QB **Sean Clifford** - Cincinnati/St. Xavier
- OL **Alex Gellerstedt** - Dublin/Dublin Coffman
- OL **Mike Miranda** - Stow/Stow-Munroe Falls
- OL **Juice Scruggs** - Ashtabula/Cathedral Prep
- DT **Antonio Shelton** - Westerville/Westerville-North
- SN **Chris Stoll** - Westerville/St. Francis DeSales

TAKING ON THE NEIGHBORS

- For the fifth consecutive year, Penn State is playing at least four FBS teams that are within a 250-mile drive (based on Google Maps from stadium to stadium).
- Penn State went 4-0 against its neighbors last season, and is 1-0 in 2018 after defeating Pitt, 51-6, last week.
- The only nearby FBS team Penn State has not played since 2012 is West Virginia, but the Mountaineers are on the Nittany Lions' schedule in 2023 and 2024.
- Since joining the Big Ten in 1993, Penn State is 44-4 against FBS teams within 250 miles.
- All-time, Penn State is 290-111-17 against its current FBS regional foes.

| Distance | Team | Last Played | Result |
|------------------|-------------------|----------------------|-----------------|
| 139 Miles | Pittsburgh | Sept. 8, 2018 | W, 51-6 |
| 181 Miles | West Virginia | Oct. 24, 1992 | W, 40-26 |
| 198 Miles | Temple | Sept. 17, 2016 | W, 34-27 |
| 198 Miles | Navy | Sept. 15, 2012 | W, 34-7 |
| 199 Miles | Maryland | Nov. 25, 2017 | W, 66-3 |
| 204 Miles | Buffalo | Sept. 12, 2015 | W, 27-14 |
| 205 Miles | Kent State | Sept. 4, 2016 | W, 33-13 |
| 215 Miles | Akron | Sept. 2, 2017 | W, 52-0 |
| 224 Miles | Rutgers | Nov. 11, 2017 | W, 35-6 |
| 230 Miles | Syracuse | Aug. 31, 2013 | W, 23-17 |
| 250 Miles | Army | Oct. 3, 2015 | W, 20-14 |

Bold indicates 2018 opponent

THIS DAY IN HISTORY

SEPT. 15

RECORD: 5-1

STREAK: W2

| Year | Site | Result |
|------|------|---------------------------------|
| 1973 | A | [7] Penn State 20, Stanford 6 |
| 1979 | H | [7] Penn State 45, Rutgers 10 |
| 1984 | A | [12] Penn State 20, [5] Iowa 17 |
| 1990 | A | [6] USC 19, Penn State 14 |
| 2007 | H | [12] Penn State 45, Buffalo 24 |
| 2012 | H | Penn State 34, Navy 7 |

NOTABLE

- On this day in 2012, Matt McGloin threw four touchdown passes, of which Allen Robinson caught three, to lead the Nittany Lions to a 34-7 win over Navy in Beaver Stadium for head coach Bill O'Brien's first victory.

RECORD BREAKDOWN

| | |
|---|-----|
| Overall Record | 2-0 |
| Day Games | 1-0 |
| Night Games (6 p.m. or later) | 1-0 |
| TV Games | 0-0 |
| ABC | 1-0 |
| BTN | 1-0 |
| FS1 | 0-0 |
| Scoring First | 2-0 |
| Opponent Scoring First | 0-0 |
| Leading at the Half | 1-0 |
| Trailing at the Half | 0-0 |
| Tied at the Half | 1-0 |
| Leading after Third Qtr. | 2-0 |
| Trailing after Third Qtr. | 0-0 |
| Tied after Third Qtr. | 0-0 |
| Overtime Games | 1-0 |
| Scoring less than 20 pts | 0-0 |
| Scoring 20-29 points | 0-0 |
| Scoring 30-39 Points | 0-0 |
| Scoring 40+ points | 2-0 |
| Allowing 10 points or less | 1-0 |
| Allowing 11-20 points | 0-0 |
| Allowing 21-30 points | 0-0 |
| Allowing 31+ points | 1-0 |
| Rushing for less than 100 yds | 0-0 |
| Rushing for 100-199 yds | 0-0 |
| Rushing for 200-299 yds | 2-0 |
| Rushing for 300+ yds | 0-0 |
| Passing for less than 200 yds | 1-0 |
| Passing for 200-299 yds | 1-0 |
| Passing for 300-399 yds | 0-0 |
| Passing for 400+ yds | 0-0 |
| Totalling less than 300 yds total offense | 0-0 |
| 300-399 yds of total offense | 1-0 |
| 400-499 yds of total offense | 1-0 |
| 500+ yds of total offense | 0-0 |
| Allowing less than 100 yds rushing | 0-0 |
| Allowing more than 100 yds rushing | 2-0 |
| Allowing less than 300 yds total offense | 0-0 |
| Allowing 300+ yds total offense | 2-0 |
| Having a 100-yd rusher | 1-0 |
| Having two 100-yd rushers | 0-0 |
| Not having a 100-yd rusher | 1-0 |
| Opp. having a 100-yd rusher | 1-0 |
| No turnovers | 1-0 |
| 1-3 turnovers | 1-0 |
| 3+ turnovers | 0-0 |
| No takeaways | 0-0 |
| 1 or 2 takeaways | 1-0 |
| 3 or more takeaways | 1-0 |
| More than 30:00 of possession | 0-0 |
| Less than 30:00 of possession | 2-0 |

RANKINGS COMPARISON

| PSU | FBS | Conf | Stat | Conf | FBS | KENT |
|-------|-----|------|-----------------------|------|-----|-------|
| 38.5 | 81 | 11 | 3rd Down Offense Pct. | 6 | 98 | 35.5 |
| 33.3 | 47 | 7 | 3rd Down Defense Pct. | 3 | 28 | 28.1 |
| 53.0 | 105 | 13 | Completion Pct. | 7 | 78 | 58.6 |
| 31.25 | 13 | 2 | Kick Return Avg. | 8 | 108 | 15.5 |
| 204.0 | 86 | 5 | Passing Offense | 9 | 79 | 213.0 |
| 173.5 | 43 | 6 | Passing Defense | 8 | 51 | 197.5 |
| 22.33 | 14 | 2 | Punt Return Avg. | 7 | 57 | 8.86 |
| 57.1 | 14 | 2 | Red Zone Defense | 1 | 7 | 50.0 |
| 100.0 | 1 | 1 | Red Zone Offense | 7 | 58 | 88.9 |
| 202.0 | 106 | 14 | Rushing Defense | 7 | 91 | 172.0 |
| 208.0 | 45 | 9 | Rushing Offense | 1 | 26 | 269.0 |
| 22.0 | 60 | 8 | Scoring Defense | 6 | 64 | 22.5 |
| 48.0 | 16 | 2 | Scoring Offense | 4 | 42 | 39.0 |
| 3.00 | 28 | 5.0 | Team Sacks | 2 | 19 | 3.5 |
| 26:35 | 112 | 14 | Time of Possession | 7 | 56 | 30:49 |
| 375.5 | 75 | 9 | Total Defense | 7 | 69 | 369.5 |
| 412.0 | 75 | 10 | Total Offense | 3 | 37 | 482.0 |
| 2.00 | 30 | 1.50 | Turnover Margin | 8 | 82 | -0.50 |

10 2018 PENN STATE FOOTBALL

WINNINGEST PROGRAMS

In its 132nd season of varsity football, Penn State has posted 880 victories to rank No. 8 in the nation. The Lions' success is not solely due to longevity though, as Penn State also ranks in the top 10 in all-time winning percentage. *As of Sept. 9, 2018.*

TOTAL VICTORIES

| | | |
|----------------------------|----------------|------------|
| 1. Michigan (139) | Big Ten | 944 |
| 2. Ohio State (129) | Big Ten | 900 |
| 3. Texas (130) | Big 12 | 898 |
| 4. Nebraska (129) | Big Ten | 893 |
| 5. Alabama (124) | SEC | 893 |
| 6. Notre Dame (130) | Independent | 887 |
| 7. Oklahoma (124) | Big 12 | 886 |
| 8. PENN STATE (132) | Big Ten | 880 |
| 9. USC (125) | Pac-12 | 835 |
| 10. Tennessee (122) | SEC | 833 |

WINNING PERCENTAGE (YEARS - MIN. 25 IN D1)

| | | |
|-----------------------------|----------------|-------------|
| 1. Michigan (139) | Big Ten | .729 |
| 2. Boise State (51) | Mountain West | .727 |
| 3. Ohio State (129) | Big Ten | .726 |
| 4. Notre Dame (130) | Independent | .725 |
| 5. Alabama (124) | SEC | .724 |
| 6. Oklahoma (124) | Big 12 | .723 |
| 7. Texas (126) | Big 12 | .705 |
| 8. USC (125) | Pac-12 | .701 |
| 9. Nebraska (129) | Big Ten | .695 |
| 10. PENN STATE (132) | Big Ten | .688 |
| 11. Florida State (72) | ACC | .679 |
| 12. Tennessee (122) | SEC | .677 |
| 13. Georgia (125) | SEC | .652 |
| 14. LSU (125) | SEC | .651 |
| 15. Appalachian State (89) | Sun Belt | .641 |

THE ALL-TIME AP COLLEGE FOOTBALL POLL

The Associated Press updated its "All-Time AP Poll" this summer. Its formula counted poll appearances (1 point), No. 1 rankings (2 points) and AP championships (10 points). The first poll was in 1936. Entering 2018, Penn State has been ranked 613 times (54% of all polls), have been voted No. 1 119 times and won two AP National Championships.

| | | |
|-----------------------|----------------|------------|
| 1. Ohio State | Big Ten | 1,144 |
| 2. Alabama | SEC | 1,093 |
| 3. Oklahoma | Big 12 | 1,086 |
| 4. Notre Dame | Independent | 1,058 |
| 5. USC | Pac-12 | 996 |
| 6. Michigan | Big Ten | 920 |
| 7. Nebraska | Big Ten | 913 |
| 8. Texas | Big 12 | 827 |
| 9. Florida State | ACC | 734 |
| 10. Florida | SEC | 695 |
| 11. LSU | SEC | 681 |
| 12. PENN STATE | Big Ten | 671 |
| 13. Miami | ACC | 665 |
| 14. Tennessee | SEC | 638 |
| 15. Auburn | SEC | 596 |
| 16. Georgia | SEC | 593 |
| 17. UCLA | Pac-12 | 537 |
| 18. Washington | Pac-12 | 462 |
| 19. Clemson | ACC | 459 |
| 20. Texas A&M | SEC | 459 |
| 21. Michigan State | Big Ten | 458 |
| 22. Arkansas | SEC | 418 |
| 23. Wisconsin | Big Ten | 367 |
| 24. Pittsburgh | ACC | 358 |
| 25. Iowa | Big Ten | 335 |

HIGHLIGHTS

HAMLER NAMED TO HORNUNG HONOR ROLL

- Versatility is at the heart of the Paul Hornung Award, so WR **KJ Hamler's** rushing and receiving touchdowns at Pitt in Week 2 earned him a place on the award's weekly honor roll.
- Hamler took his first career rush 34 yards for a touchdown on Penn State's first possession. He is the first Penn State wideout with a rushing touchdown since DeAndre Thompkins against Rutgers in 2015.
- Hamler had his second receiving touchdown of the season with a 14-yard catch in the second quarter.
- Hamler is the first Penn State wide receiver to have a rushing touchdown and receiving touchdown in the same game since Derrick Williams accomplished the feat against Indiana in 2008.
- Hamler also returned three kickoffs for 73 yards, totaling 145 all-purpose yards in the game.
- The Paul Hornung Award is given annually to the most versatile player in major college football by the Louisville Sports Commission and football legend and Louisville native Paul Hornung.

See Season Honors on Page 11

PENN STATE IN THE POLLS

- Penn State enters Week 3 ranked No. 10 in the Amway Coaches poll and No. 12 in the Associated Press poll.
- Penn State's 26-straight weeks in the AP Top 25 is the eighth-longest active streak in FBS.
- Penn State has been ranked in the last 11 CFP rankings, dating back to its first-ever appearance in the first poll of the 2016 season.

See National Polls on Page 7

MILESTONE WATCH

- Trace McSorley** is 12 yards shy of 1,000 career rushing yards.
- ... 257 yards shy of 8,000 career passing yards.
- ... 38 completions shy of 600 career completions.
- ... 81 attempts shy of 1,000 career pass attempts.
- ... 269 yards shy of 9,000 career yards of total offense.
- ... 17 TDs shy of 100 career touchdowns responsible for.
- Tommy Stevens** is 112 yards shy of 500 career rushing yards.
- Miles Sanders** is 416 yards shy of 1,000 career rushing yards.
- DeAndre Thompkins** is 84 yards shy of 1,000 career receiving yards.
- Juwan Johnson** is 139 yards shy of 1,000 career receiving yards.

See Records Watch on Pages 25-27

MILESTONES ACHIEVED

- Miles Sanders** surpassed 500 career rushing yards with an 118-yard effort against Pitt.
- DeAndre Thompkins** surpassed 500 career punt return yards with a 29-yard return against App State.

STREAKING

- With a win over Appalachian State in the 2018 season opener, Penn State extended its home winning streak to 15 games, tied for sixth-longest in the school annals. It is the longest home winning streak since a 21-game streak from 1970-74.
- The Nittany Lions have scored 20 or more points in 25 consecutive games, which is the longest streak in program history, breaking the record of 20-straight games from 1993-95. It is also tied for the second-longest streak in Big Ten history with the 25-game streak by Michigan State (2013-15) and trails only the 46-game streak by Ohio State (2006-14).
- QB **Trace McSorley** has thrown a touchdown pass in 30 consecutive games, dating to the 2016 TaxSlayer Bowl, extending his school record. It is the longest active streak in FBS.
- Penn State has rushed for 200 yards in five consecutive games, dating back to last season's Nebraska game on November 18, 2018.
- Penn State has made its last 156 extra points.
- Penn State has scored in nine-straight quarters (including overtime against App State).

WINNING WAYS

- Penn State is 22-3 in its last 25 games, the best span since going 37-3 from 1993-96.
- Over the last 25 games, only Alabama and Oklahoma (23-2) are better. Clemson and Wisconsin are also 22-3 in their last 25.
- Penn State is 24-5 over the past three seasons (2016-18), tying for the eighth-best record in FBS.
- Penn State's 38 wins over the last five years (2014-18) rank tied for 16th in FBS and third in the Big Ten (Ohio State, 51; Wisconsin, 49).
- Penn State's 80 wins over the last 10 years (2009-18) rank tied for 18th in FBS and fourth in the Big Ten (Wisconsin, 96; Ohio State, 92; Michigan State, 85).
- Penn State's 124 wins over the last 15 years rank tied for 16th in FBS and third in the Big Ten (Ohio State, 143; Wisconsin, 143).
- Penn State finished 2017 with an 11-2 record for its seventh 11-win regular season since joining the Big Ten (12 wins in 1994; 11 wins in '96, 2005, '08, '09, '16, '17) and 16th overall.
- Penn State posted back-to-back 11-win seasons for the first time since the 2008 and 2009 seasons.
- Penn State completed its 2017 home schedule with a second consecutive perfect 7-0 record. It is the first time the Nittany Lions have back-to-back undefeated home seasons since 1985 (6-0) and 1986 (7-0).
- Penn State and Wisconsin are the only Big Ten teams to have posted a winning season in the last 13 consecutive years.
- Penn State is one of eight teams (USC, LSU, Florida State, Wisconsin, Oklahoma, Oregon, Virginia Tech) in the Autonomy Five to have a winning record each of the last 13 years.
- Overall in the FBS, Penn State is one of nine teams with a winning record in each of the last 13 years (Boise State).

AT THE START

| Opponent | Coin Toss | Choice | PSU 1st Drive | Opponent 1st Drive | Game Captains |
|-------------------|-----------|---------|---------------|----------------------|--|
| APPALACHIAN STATE | PSU | Receive | Touchdown | KO Return TD | Trace McSorley, Nick Scott, Blake Gillikin, Shareef Miller |
| at Pittsburgh | Pitt | Receive | Touchdown | Three-and-out (punt) | Trace McSorley, Nick Scott, Blake Gillikin |
| KENT STATE | | | | | |
| at Illinois | | | | | |
| OHIO STATE | | | | | |
| MICHIGAN STATE | | | | | |
| at Indiana | | | | | |
| IOWA | | | | | |
| at Michigan | | | | | |
| WISCONSIN | | | | | |
| at Rutgers | | | | | |
| MARYLAND | | | | | |

DISCIPLINED

- Penn State is among the most disciplined teams in the nation, committing just six penalties for 55 yards.
- Conversely, Penn State's opponents (App State, 10-105; Pitt, 14-116) have been flagged 24 times for 221 yards.
- Navy (1.5 ppg) and Georgia Southern (2.5 ppg) lead FBS in penalties per game, while Penn State, Notre Dame and Wake Forest are tied for third with 3.0 penalties per game.
- Penn State's 27.5 penalty yards per game rank third in FBS behind Navy (14.0) and Georgia Southern (22.5).
- Penn State leads the Big Ten in both categories.

WELCOME TO THE GAME

- CB **Tariq Castro-Fields** is the 11th Nittany Lion to make his first career start this season (three on offense, six on defense, two on special teams), doing so at Pitt in Week 2.
- Ten Nittany Lions made their first career start during the opening week against App State (three on offense, five on defense, two on special teams): TE **Jonathan Holland**, C **Michal Menet**, WR **KJ Hamler**, DT **Fred Hansard**, DE **Yetur Gross-Matos**, MLB **Jan Johnson**, CB **Amani Oruwariye**, S **Garrett Taylor**, PK **Jake Pinegar** and KO **Rafael Checa**.
- Twenty Lions have made their first appearances in 2018.
- QB **Sean Clifford** and OL **Des Holmes** joined the list of Nittany Lions to make their first career appearance this season in Week 2 at Pitt.
- Making their debuts during the opening week against App State were: LB **Ellis Brooks**, CB **Jabari Butler** (transfer, PSU debut), K **Rafael Checa**, TE **Danny Dalton**, TE **Pat Freiermuth**, WR **KJ Hamler**, DT **Fred Hansard**, WR **Mac Hippenhammer**, CB **Donovan Johnson**, LB **Jesse Luketa**, OL **Mike Miranda**, DT **PJ Mustipher**, LB **Micah Parsons**, K **Jake Pinegar**, RB **Ricky Slade**, WR **Cam Sullivan-Brown**, DE **Nick Tarburton** and OL **C.J. Thorpe**.
- Eight true freshmen have seen time for Penn State: K **Rafael Checa**, TE **Pat Freiermuth**, LB **Jesse Luketa**, DT **PJ Mustipher**, LB **Micah Parsons**, K **Jake Pinegar**, RB **Ricky Slade**, DE **Nick Tarburton**.

FANS FLOCK TO BEAVER STADIUM

- The Penn State Student Section sold out more than 21,000 tickets in just 48 minutes, highlighted by the sold-out allotments of the senior (3), junior (4), sophomore (6) and freshmen (9) classes in less than 10 minutes each.
 - The Penn State Student Section has consistently sold out for four decades, showing the unwavering passion and dedication of Penn State students.
 - Penn State has sold more than 6,300 new season football tickets for the 2018 campaign.
 - The Penn State football team averaged 106,707 fans per game in the 2017 season to rank third in the NCAA in attendance.
 - The increase of 6,450 fans per game ranked fifth in the Football Bowl Subdivision (FBS).
 - Penn State's 106,707 average attendance is the highest for the program since 2009 when the Nittany Lions had 107,008 fans come through gates on average.
 - The No. 3 national ranking is the highest since the 2010 season when Penn State also finished third in FBS with an average home attendance of 104,234.
 - Additionally, the increase of 6,450 fans per game is the highest since a 10,642-average jump in 2001 when the stadium capacity increased by more than 12,000 seats to 107,282.
 - Recognized as one the nation's premier game day atmospheres, the passionate and loyal students, alumni and fans filling Beaver Stadium have Penn State bucking the attendance trends among FBS games nationally, which saw an average per game decline of 1,409 fans this past season.
 - The 2017 season saw the largest home crowd in Penn State history as 110,823 fans filled the stadium in a 42-13 victory over No. 19/15 Michigan on Oct. 21.
- See Happy Valley on Page 17**

HOME IN HAPPY VALLEY

- Penn State's 15-game home win streak is the third-longest active streak in FBS.
- Penn State completed its 2017 home schedule with a second consecutive perfect 7-0 record. It is the first time the Lions have posted back-to-back undefeated home seasons since 1985 (6-0) and 1986 (7-0).
- The Nittany Lions have gone 7-0 at home six times in the Big Ten era (1994, 1998, 2005, 2008, 2016, 2017).
- Dating back to 2015, Penn State has won 21 of its last 22 home games.

HISTORIC WIN IN HISTORIC SERIES

- Penn State earned a 51-6 victory over Pittsburgh to take a 2-1 lead in the four-game Keystone Classic series.
 - Penn State improved to 52-43-4 all-time against Pittsburgh.
 - The 45-point margin of victory was the largest in the Penn State-Pitt series since a 52-point win (65-9) over the Panthers in 1968.
 - The 51 points are the most for the Nittany Lions against Pittsburgh since scoring 65 points in 1968.
 - The six points allowed are the fewest for the Nittany Lions against Pitt since shutting the Panthers out in 1985.
- See Preseason Honors on Page 13**

PRESEASON ALL-AMERICAN AND MORE

- Senior QB **Trace McSorley** drew several preseason accolades.
 - McSorley was listed on the Preseason All-America teams from Sporting News (first team), the Associated Press (second team), CBS Sports (second team) and Athlon Sports (fourth team).
 - USA Today tabbed McSorley as the No. 1 quarterback entering 2018.
 - Overall, ESPN listed McSorley No. 9 on its Top 50 list, and Sports Illustrated listed him No. 15 on its Top 100 list.
 - McSorley is one of 10 Big Ten student-athletes named to the preseason first or second team.
- See Preseason Honors on Page 13**

BIG PRESEASON HONORS

- Senior quarterback **Trace McSorley** was the only unanimous selection among the 10 players named to the Big Ten preseason honors list, as selected by the conference's media members.
- In 2017, McSorley became just the second player in Big Ten history to have 25 passing touchdowns and 10 rushing scores in the same season, joining Ohio State's J.T. Barrett (2014 and 2017). He is also one of seven players in Big Ten history to record back-to-back 3,000-yard passing seasons. Last season, McSorley earned his second consecutive berth on the All-Big Ten second team as selected by the coaches and media.

BIG TEN PRESEASON HONOREES

EAST DIVISION

- Rashan Gary, Jr., DL, MICH
- Brian Lewerke, Jr., QB, MSU
- Nick Bosa, Jr., DE, OSU
- J.K. Dobbins, So., RB, OSU

TRACE MCSORLEY, SR., QB, PSU

WEST DIVISION

- Noah Fant, Jr., TE, IOWA
- Stanley Morgan Jr., Sr., WR, NEB
- Paddy Fisher, So., LB, NU
- T.J. Edwards, Sr., LB, WIS
- Jonathan Taylor, So., RB, WIS

See Preseason Honors on Page 13

ON TV

- Penn State has had 295 of its last 297 games televised, including 188 consecutive games.
- Over the last 14 seasons, every Penn State game has aired on either ABC, FOX, BTN, NBC or an ESPN channel.

McSORLEY RECORD COUNTDOWN

CAREER RUSHING TOUCHDOWNS (QB)

1

With 21 career rushing touchdowns, McSorley is looking to pass Daryll Clark (22; 2007-09) for the Penn State record for most rushing touchdowns by a quarterback.

CAREER PASSING YARDS

714

With 7,743 career passing yards, McSorley is pursuing Christian Hackenberg for the school record in the category (8,457; 2013-15).

CAREER PASS COMPLETIONS

131

McSorley is up to 562 pass completions as he pursues Christian Hackenberg's school record of 693 (2013-15).

CAREER PASS ATTEMPTS

316

McSorley's 919 career pass attempts rank him third at Penn State all-time. Christian Hackenberg owns the record of 1,235 (2013-15).

CAREER WINS AS A STARTING QB

5

With 24 career wins as a starting quarterback, McSorley is sixth in Penn State history. Todd Blackledge (1980-82) and Tony Sacca (1988-91) share the record of 29.

SEASON HONORS

RYAN BATES, OFFENSIVE LINE

Pro Football Focus National/Big Ten Team of the Week (Week 2)

ELLIS BROOKS, LINEBACKER

Pro Football Focus Big Ten Team of the Week (Week 2)

KJ HAMLER, WIDE RECEIVER

Paul Hornung Weekly Honor Roll (Week 2)

AMANI ORUWARIYE, CORNERBACK

Pro Football Focus Big Ten Team of the Week (Week 2)

MILES SANDERS, RUNNING BACK

Pro Football Focus Big Ten Team of the Week (Week 2)

NATIONAL NITS

Below is a list of Penn State players that rank among the top-100 individuals and top-50 teams in the most recent season statistical rankings. Rankings listed NCAA/Big Ten Statistics current as of Sept. 9, 2018

- CB Jabari Butler
 - Forced Fumbles/Game - 0.5 (20/2)
- P Blake Gillikin
 - Punting - 42.8 (30/3)
- WR/KR KJ Hamler
 - All Purpose Yards Per Game- 132 (43/6)
 - Combined Kick Returns - 125 (28/2)
 - Kickoff Returns - 31.3 (8/2)
 - Receiving Touchdowns - 2 (29/3)
 - Scoring - 9.0 (62/10)
 - Total Points Scored - 18 (56/9)
 - Total Touchdowns - 3 (26/4)
 - Yards Per Reception - 17.83 (84/7)
- LB Jan Johnson
 - Total Tackles - 8.0 (86/14)
- QB Trace McSorley
 - Completions Per Game - 17 (60/5)
 - Passing Efficiency - 115.9 (92/10)
 - Passing Yards - 374 (75/5)
 - Passing Yards Per Game - 187.0 (76/5)
 - Passing Yards Per Completion - 11 (81/8)
 - Points Responsible For - 36 (23/2)
 - Points Responsible For Per Game - 18.0 (23/2)
 - Rushing Touchdowns - 3 (13/3)
 - Scoring - 9.0 (62/10)
 - Total Offense - 231.5 (65/4)
 - Total Points Scored - 18 (56/9)
 - Total Touchdowns - 3 (26/4)
- LB Jarvis Miller
 - Fumbles Recovered - 1 (10/3)
- DE Shareef Miller
 - Tackles For a Loss - 1.5 (57/11)
- S Ayron Monroe
 - Fumbles Recovered - 1 (10/3)
- CB Amani Oruwariye
 - Forced Fumbles/Game - 0.5 (20/2)
 - Interceptions Per Game - 1.0 (3/1)
 - Passes Defended - 2.0 (15/2)
 - Solo Tackles - 5.0 (78/9)
 - Total Interceptions - 2 (3/1)
- K Jake Pinegar
 - Field Goal Percentage - 0.500 (65/8)
 - Field Goals Per Game - 0.5 (73/8)
- RB Miles Sanders
 - All Purpose YPG- 117.5 (70/7)
 - Rush Yards Per Carry - 5.97 (43/10)
 - Rushing Yards - 209 (28/7)
 - Rushing Yards Per Game - 104.5 (29/8)
 - Total Touchdowns - 2 (86/11)
- WR/PR DeAndre Thompkins
 - Combined Kick Returns - 67 (82/7)
 - Punt Return Touchdowns - 1 (2/1)
 - Punt Returns - 22.3 (5/1)
- TEAM
 - Third Down Conversion Pct Defense - .333 (47/7)
 - Fewest Penalties - 6 (6/1)
 - Fewest Penalties Per Game - 3.0 (3/1)
 - Fewest Penalty Yards - 55 (7/1)
 - Fewest Penalty Yards Per Game - 27.5 (4/1)
 - First Downs Offense - 47 (47/4)
 - Fumbles Recovered - 2 (19/2)
 - Kickoff Returns - 31.25 (13/2)
 - Net Punting - 42.2 (21/2)
 - Passes Intercepted - 2 (37/7)
 - Passing Yards Allowed - 173.5 (43/6)
 - Punt Return Defense - 1.5 (41/4)
 - Punt Returns - 22.33 (14/2)
 - Red Zone Defense - .571 (14/2)
 - Red Zone Offense - 1.000 (t-1/t-1)
 - Rushing Offense - 208 (45/9)
 - Sacks Allowed - 1.0 (30/5)
 - Scoring Offense - 48.0 (16/2)
 - Tackles for Loss - 8.00 (23/3)
 - Team Sacks - 3.0 (28/5)
 - Turnover Margin - 1.00 (30/3)

OFFENSE NOTES

WATCHING MCSORLEY

- Senior QB **Trace McSorley** is listed on six major preseason watch lists.
- McSorley is a nominee for the Maxwell Award (National Player of the Year), Walter Camp Award (National Player of the Year), Davey O'Brien Award (nation's top quarterback), Manning Award (nation's top quarterback), Johnny Unitas Golden Arm Award (nation's top quarterback) and Wuerffel Trophy (College Football's Premier Award for Community Service).
- The Maxwell Award, named in honor of Robert W. "Tiny" Maxwell, has been given to America's College Player of the Year since 1937. Maxwell's contributions to the game of football were extensive, including time as a player, a sportswriter and an official.
- Penn State is tied for the national lead among all schools with its seven Maxwell Award winners.
- The Walter Camp Trophy is awarded to the outstanding player of the year who has exemplified the qualities of self-discipline, unselfish team play, desire to excel, mature judgement and respect for leadership. He must be a dedicated competitor who has made effective use of his athletic talent to enhance the great American game of college football. His standout performance on the playing field must be accompanied by an equally strong effort to contribute to the betterment of the life of all his fellow human beings. He must exhibit an awareness of the need to fulfill his role as a leader. He must espouse the ideals adhered to by Walter Camp, the "Father of American Football."
- Penn State has two Walter Camp winners in John Cappelletti, who won the award in 1973, and Larry Johnson, who claimed the honor in 2002.
- The Davey O'Brien National Quarterback Award is presented annually to the nation's best college quarterback and is the oldest and most prestigious national quarterback award. The Davey O'Brien Award honors candidates who exemplify Davey O'Brien's enduring character while exhibiting teamwork, sportsmanship and leadership in both academics and athletics.
- Todd Blackledge (1982) and Kerry Collins (1994) are the Nittany Lions that have claimed the Davey O'Brien Award.
- Prior to the 2004 college football season, the Manning Award was created by the Allstate Sugar Bowl in honor of the college football accomplishments of Archie, Peyton and Eli Manning. It is the only college football quarterback award that includes the candidates' bowl performances in its balloting; therefore, it is presented annually following the completion of the bowl season. The winner is selected by a panel of national media covering college football, as well as each of the Mannings.
- The Golden Arm Award is presented at the end of each football season and the winner is selected based on his accomplishments both on and off the field. Candidates must be a college senior or fourth-year junior on schedule to graduate with their class. The Golden Arm Award is named in honor of Johnny Unitas, who was an 18-year veteran of the NFL and played his collegiate career at the University of Louisville before joining the Baltimore Colts in 1958. His career passing figures include 2,830 pass completions for 40,239 yards, 290 touchdowns and throwing a touchdown pass in 47 consecutive games.
- The Wuerffel Trophy, known as "College Football's Premier Award for Community Service," is presented annually by the All Sports Association in Fort Walton Beach Florida. Named after 1996 Heisman Trophy winning quarterback Danny Wuerffel from the University of Florida, the Wuerffel Trophy is awarded to the FBS player that best combines exemplary community service with athletic and academic achievement.

See Preseason Honors on Page 13

MCSORLEY AMONG ACTIVE LEADERS

- Senior QB **Trace McSorley** owns the longest active streak for consecutive games with a touchdown pass at 30.
- The streak dates back to the 2016 TaxSlayer Bowl. It is not without close calls though, as McSorley threw a "walk-off" touchdown pass with no time remaining for his only TD pass at Iowa in 2017, and he threw his lone TD pass against App State in the 2018 opener with just 42 seconds remaining in regulation.
- McSorley's active career rankings in FBS are:
 - Passing Yards per Attempt - 2nd (8.43)
 - Touchdowns Responsible For - 4th (83)
 - Total Offense - 5th (8,731)
 - Passing Efficiency - 6th (150.27)
 - Passing Touchdowns - 6th (62)
 - Total Offense Yards Per Play - 7th (7.05)
 - Passing Yards - 7th (7,743)
 - Completion Percentage - 10th (61.2)

TOUCHDOWN TRACE

- QB **Trace McSorley** is responsible for six of Penn State's 13 touchdowns this season, running for three and throwing for three.
- At Pitt, McSorley recorded his 18th career game with a passing and a rushing touchdown (seven in 2016, nine in 2017, two in 2018).
- With one rushing touchdown at Pitt, McSorley now has 21 career rushing scores to move into a tie for 17th place on Penn State's all-time rushing touchdowns list with Blair Thomas (1985-87, 89) and Zach Zwinak (2011-14).
- McSorley's two rushing touchdowns against App State marked his second career multiple rushing touchdown game. He had three rushing touchdowns against Michigan in 2017.
- Responsible for 83 touchdowns in his career, McSorley is fourth among active FBS players. Washington's Jake Browning leads with 93, while Middle Tennessee's Brent Stockstill (85) and Missouri's Drew Lock (84) are just ahead of McSorley.
- McSorley's 83 TDR is a Penn State record by a large margin. The previous record was 65 by Daryll Clark (2006-09).

See Records Watch on Pages 25-27

LEADING A PRODUCTIVE OFFENSE

- Trace McSorley ranks second among quarterbacks who have led their team to an average of at least 30 points with 10 or more career starts.

| Name | School | Starts | Points | PPG |
|----------------------------------|-------------------|-----------|--------------|-------------|
| Justin Herbert | Oregon | 17 | 738 | 43.4 |
| Trace McSorley Penn State | Penn State | 29 | 1,156 | 39.9 |
| McKenzie Milton | UCF | 25 | 996 | 39.8 |
| Will Grier | West Virginia | 13 | 496 | 38.2 |
| Brett Rypien | Boise State | 38 | 1,400 | 36.8 |
| Jarrett Stidham | Auburn | 19 | 668 | 35.2 |
| Justice Hansen | Arkansas State | 24 | 820 | 34.2 |
| Mason Fine | North Texas | 25 | 818 | 32.7 |

CONSECUTIVE 3,000-YARD PASSING SEASONS

- **Trace McSorley** has thrown for more than 3,000 yards in each of the last two seasons, becoming the seventh quarterback in Big Ten history to do so.
- Drew Brees is the only quarterback in Big Ten history to eclipse 3,000 yards in three-straight seasons.

3,000 Passing Yards in Consecutive Seasons in Big Ten History

| Name | School | Years (Yards) |
|----------------------------------|-------------------|--|
| Tony Eason | Illinois | 1981 (3,360), 1982 (3,671) |
| Jim Everett | Purdue | 1984 (3,256), 1985 (3,651) |
| Chuck Hartlieb | Iowa | 1987 (3,092), 1988 (3,738) |
| Drew Brees | Purdue | 1998 (3,983), 1999 (3,909), 2000 (3,668) |
| Curtis Painter | Purdue | 2006 (3,985), 2007 (3,846) |
| Connor Cook | Michigan State | 2014 (3,214), 2015 (3,131) |
| Trace McSorley Penn State | Penn State | 2016 (3,614), 2017 (3,570) |

McSORLEY MAKES HIS MARK

- QB **Trace McSorley** has 919 career passing attempts to rank third on Penn State's career list. He passed Matt McGloin (894; 2009-12) for the position against Pittsburgh.
- McSorley owns the top-two single-season passing touchdown totals in Penn State history, as his 28 passing touchdowns in 2017 trails only his 29 passing TDs in 2016.
- With three touchdowns responsible for at Maryland, McSorley broke his own season TDR record of 36 set in 2016. He finished the 2017 season with 39 touchdowns responsible for.
- McSorley is the first player in Penn State history with two 3,000-yard passing seasons. He recorded 3,570 yards in 2017 and 3,614 yards in 2016.
- His 3,570 passing yards in 2017 rank second on the Penn State season passing chart, trailing only his 2016 mark (3,614) for the record.
- McSorley's five 300-yard passing games in 2017 tied his own record set in 2016.
- McSorley's 11 games with 200 or more passing yards in 2017 tied the Penn State record set by McSorley in 2016 and Matt McGloin in 2012.
- McSorley had 427 pass attempts last season to finish third on the Penn State season list.
- With 284 completions in 2017, McSorley broke the Penn State season completions record of 270 held by McGloin (2012) and Christian Hackenberg (2014).
- McSorley tallied 491 rushing yards in 2017 to finish in second place on Penn State's season quarterback rushing yardage list, behind Michael Robinson's 806 yards in 2005.
- McSorley tied the Penn State record for rushing touchdowns by a quarterback in a season with 11 rushing scores in 2017 to equal the mark of 11 set by Michael Robinson in 2005.
- McSorley registered 402 yards of total offense (342 passing, 60 rushing) in the Fiesta Bowl against Washington, which ranks fourth in Penn State history. McSorley owns five of the 10 best total offense marks in the Nittany Lion annals.
- McSorley completed 15-straight pass attempts from the first quarter through the third quarter at Northwestern in 2017, breaking the Penn State record for consecutive completions. The previous record was set by Kerry Collins when he had 14-straight completions at Minnesota during the 1994 season.

OFFENSE CONTINUES PRODUCING

- Penn State is averaging 48.0 points per game through two weeks to rank 16th in FBS and second in the Big Ten.
- Penn State tallied 45 points and covered 434 yards in its season-opening win over Appalachian State, and scored 51 points with 390 yards of total offense in a win at Pitt.
- Penn State has scored 20 or more points in a school-record 25 consecutive games, which is tied for the second-longest streak in Big Ten history with Michigan State (2013-15). It trails the 46-game streak by Ohio State (2006-14).
- The Nittany Lions have scored 30 or more points 20 times in the last 22 games.
- The Nittany Lions scored 40 points for the 13th time since 2016.
- Penn State scored 50 points for the fifth time since 2016.
- Penn State averaged 460.3 yards of total offense per game in 2017 to rank second in the Big Ten and 19th in FBS. It was also its highest average since 1994 (520.2 avg.).

HOLLAND ON MACKIE WATCH LIST

- Junior TE **Jonathan Holland** garnered a spot on the 2018 John Mackie Award preseason watch list.
- The Mackie Award is given annually to the most outstanding collegiate tight end. The award is named after NFL Hall of Fame member John Mackie, who is considered to be the best to have played the tight end position.
- Mike Gesicki was a finalist for the honor in 2017. **See Preseason Honors on Page 13**

EVERY QUARTER

- Penn State has scored in all nine quarters (including overtime against App State) this season.
- Penn State has scored in at least three of four quarters in its last six games, dating back to Rutgers on Nov. 11, 2017.

GROUND GAME ROLLS

- Penn State has rushed for more than 200 yards in each of its first two games, rushing for 205 yards in the opener against App State and 211 yards at Pitt.
- The performances mark the fifth-straight game, dating back to November 18, 2017 vs. Nebraska, that Penn State has surpassed 200 yards rushing.
- It's Penn State's longest 200-yard rushing game streak since a seven-game streak from 2007-08.
- RB **Miles Sanders** had his first career 100-yard rushing game with 118 yards on 16 carries at Pitt, marking his second consecutive game with a career-high rushing total. Sanders was named to the Pro Football Focus Big Ten Team of the Week for his efforts at Pitt. **See Season Honors on Page 11**
- Against App State, Sanders totaled 91 yards rushing, with 62 of those yards coming in the fourth quarter and overtime. He also set career highs with 19 rushes and three receptions, and rushed for two touchdowns, including a 4-yard score in overtime.
- Freshman RB **Ricky Slade** and senior **Mark Allen** also contributed to the win over App State. Slade scored the first touchdown of his career in the third quarter on a 27-yard run. Allen added 24 yards on five carries and had a career-best three receptions.
- At Pitt, Allen scored his third career rushing touchdown with a 4-yard score in the fourth quarter.

FIRSTS ON FIRSTS ON FIRSTS

- Penn State had several firsts pile up at Pitt.
- WR **KJ Hamler** tallied his first career rushing touchdown on his first career rush on Penn State's first offensive drive in the first quarter. He is the first Penn State wideout with a rushing touchdown since DeAndre Thompkins against Rutgers in 2015.
- WR **Mac Hippenhammer** caught a touchdown on his first career reception. Hippenhammer is the first Nittany Lion wide receiver to have a touchdown on his first reception since Irvin Charles had an 80-yard catch in 2016 against Minnesota.
- QB **Sean Clifford** threw his first career touchdown pass (**Brandon Polk**, 34 yards) on his first career pass attempt on his first collegiate snap.
- Clifford is the first Penn State quarterback to throw for a touchdown on his first career completion since Matt McGloin connected with Derek Moya for a 42-yard score against Minnesota in 2010.

HAMLER'S GRAND ENTRANCE

- WR/KR **KJ Hamler** made an impact in his collegiate debut against App State, catching three passes for a team-high 67 yards and a game-tying touchdown, while also breaking through for 52 yards on his lone kickoff return to setup the game-tying drive with less than two minutes to go in regulation.
- Hamler is the first Penn State freshman to catch a touchdown pass in a season opener since Geno Lewis in the 2013 opener against Syracuse.
- The redshirt freshman also hauled in a 46-yard reception early in the fourth quarter, which led to a Miles Sanders rushing touchdown and a 31-17 Penn State lead with 11:17 remaining. It was Penn State's longest completion of the day.

TIGHT ENDS EXCEL

- TE **Jonathan Holland's** second-quarter, 29-yard reception against Appalachian State was the longest of his career. His previous long was 8 yards last season vs. Georgia State.
- Holland set career highs with two catches and 36 yards.
- TE **Danny Dalton** grabbed his first career catch in the first quarter against App State and had a career-long 9-yard reception in the first quarter at Pitt. Dalton finished with career highs of two catches and 17 yards versus the Panthers.

PRESEASON HONORS**RYAN BATES, OFFENSIVE LINE**

Outland Trophy Watch List (Top OL or DL)

KOA FARMER, LINEBACKER

Butkus Award Watch List (Top LB)

Polynesian College Football Player of the Year Watch List

JAMES FRANKLIN, HEAD COACH

Bobby Dodd Trophy Watch List (Top Coach)

BLAKE GILLIKIN, PUNTER

Ray Guy Award Watch List (Top P)

JONATHAN HOLLAND, TIGHT END

Mackey Award Watch List (Top TE)

CONNOR McGOVERN, OFFENSIVE LINE

Outland Trophy Watch List (Top OL or DL)

Rimington Watch List (Top C)

TRACE McSORLEY, QUARTERBACK

Big Ten Preseason Honors

[Watch Lists](#)

CFPA National Performer of the Year Trophy Watch List

Davey O'Brien Award (Top QB)

Johnny Unitas Golden Arm Award (Top QB on and off field)

Manning Award (Top QB, including bowl game)

Maxwell Award (National Player of the Year)

Walter Camp Award (National Player of the Year)

Wuerffel Trophy (Community Service)

[Preseason All-America](#)

Associated Press (Second Team)

Athlon (Fourth Team)

CBS Sports (Second Team)

Sporting News (First Team)

SHARIEF MILLER, DEFENSIVE END

Bednarik Award Watch List (Defensive Player of the Year)

Hendricks Award Watch List (Top DE)

AMANI ORUWARIYE, CORNER BACK

Nagurski Trophy Watch List (Defensive Player of the Year)

MILES SANDERS, RUNNING BACK

Doak Walker Award Preseason Watch List (Top RB)

NICK SCOTT, SAFETY

Allstate AFCA Good Works Team Nominee

COACHING STAFF POTW

The Penn State coaching staff chooses players of the week in all three phases. Here are their selections:

SEPT. 1 - APP STATE

- Defensive: Shareef Miller (Game); Frank DiLeo and Justin Neff (Scout)
- Offensive: Miles Sanders (Game); Charlie Schuman and Will Levis (Scout)
- Special Teams: Jake Pinegar (Game); Dan Chisena (Scout)

SEPT. 8 - PITT

- Defensive: Amani Oruwariye (Game); Max Chizmar and Justin Neff (Scout)
- Offensive: KJ Hamler (Game); Charlie Schuman and Justin Weller (Scout)
- Special Teams: Blake Gillikin (Game); Drew Hartlaub (Scout)

COACHING STAFF NOTES

COACHING STAFF CHANGES

- The Nittany Lion coaching staff has a new look with the addition of a 10th assistant coach, as well as a few off-season changes.
- Penn State assistant coach **Ricky Rahne** was promoted to offensive coordinator. He will return to coaching the quarterbacks after spending the last two seasons as the tight ends coach.
- The Nittany Lions added former Penn State graduate assistant **Tyler Bowen** as offensive recruiting coordinator and tight ends coach, **David Corley** as wide receivers coach, **Phil Galiano** as special teams coordinator and assistant defensive line coach and **Ja'Juan Seider** as running backs coach.
- In addition, **Sean Spencer** added associate head coach to his title, while offensive line coach **Matt Limegrover** will handle run game coordinator responsibilities.
- Following his stint as a GA at Penn State, Bowen spent two seasons at Fordham as the offensive line coach (2015-16) and offensive coordinator (2016) and one season at Maryland as the offensive line coach (2017).
- Corley has 10 years of collegiate coaching experience and was most recently the wide receivers coach at Army after spending three seasons at Connecticut.
- Galiano is a veteran in the coaching ranks with 17 years of experience, including two seasons as an assistant special teams coach and one season as a special teams intern in the NFL.
- Galiano served as a defensive consultant for the Nittany Lions in 2017.
- Seider comes to Happy Valley with 10 seasons of collegiate coaching experience, most recently serving as the running backs coach at the University of Florida.

PENNSYLVANIA TIES

- The Penn State coaching staff is deeply rooted in Pennsylvania, with five members originally hailing from the Keystone state.

Central PA

- Defensive Coordinator **Brent Pry** - Altoona

Eastern PA

- Head Coach **James Franklin** - Langhorne

- Special Teams Coordinator **Phil Galiano** - Norristown

Western PA

- Offensive Line **Matt Limegrover** - Pittsburgh
- Cornerbacks **Terry M. Smith** - Aliquippa

CONFERENCE WINS

- After four seasons, head coach **James Franklin** has at least one win against each current member of the Big Ten.
- Franklin earned his first wins over Michigan, Northwestern and Nebraska this season. It was the first time he had faced Nebraska.

ON THE COVER

SANDERS ON SI COVER

- Running back **Miles Sanders** and several of the Nittany Lion faithful were featured on the Sept. 10, 2018 cover of Sports Illustrated.
- Penn Staters have been featured on the SI cover 18 times all-time and twice in the past five months (Saquon Barkley; April 23, 2018).



STABILITY AT THE TOP

- Penn State has had just four Week 1 starting quarterbacks since 2010: **Trace McSorley** (2016-18), **Christian Hackenberg** (2013-15), **Matt McGloin** (2012) and **Rob Bolden** (2010-11).
- Counting expected Week 1 starters this season, only Troy has had fewer with just three, while six other schools have just had four like Penn State.

Week 1 QB Starters since 2010 (Including 2018 expected starter)

| Team | QBs |
|---|-----|
| Troy | 3 |
| Penn State, Duke, Illinois Missouri, Nebraska, Syracuse, Wake Forest, Western Michigan, WKU | 4 |
| Colorado, Marshall, Nevada, Rice, SMU | 5 |
| TCU, Texas State, USC, UTSA | |

SANDERS ON WALKER WATCH LIST

- Junior RB **Miles Sanders** added his name to the list of Nittany Lions earning early-season recognition with a berth on the Doak Walker Award preseason list.
- Penn State's lone Doak Walker Award winner was Larry Johnson in 2002. Ki-Jana Carter and Curtis Enis were finalists for the award in 1994 and 1997, respectively.
- The Doak Walker Award was created in 1989 to recognize the nation's premier running back for his accomplishments on the field, achievement in the classroom and citizenship in the community. It is the only major collegiate football award that requires all candidates to be on schedule to graduate within one year of other students of the same classification. The award is presented annually by the SMU Athletic Forum.

See Preseason Honors on Page 13

OUTLAND DUO

- Ryan Bates** and **Connor McGovern** are among the nominees for the Outland Trophy.
- The Outland Trophy is named after the late John Outland, an All-America lineman at Penn at the turn of the 20th century and is given to the nation's top interior lineman (offensive or defensive).
- Penn State defensive tackle Mike Reid won the Outland Trophy in 1969 and All-America defensive tackle Devon Still was the most recent Nittany Lion finalist, in 2011.

See Preseason Honors on Page 13

VETERAN O-LINE

- The Nittany Lions returned 83 starts on the offensive line, a number that ranks 41st in the country and sixth in the Big Ten, per Phil Steele.
- Penn State is one of 18 teams to return all five starters on the offensive line.
- In the Big Ten, Illinois, Indiana, Maryland and Wisconsin also return all five o-linemen. Penn State plays all four this season.
- Boston College, California, Coastal Carolina, Florida, Kansas State, Marshall, Missouri, Northern Illinois, Old Dominion, San Diego State, Utah State, Vanderbilt and Wake Forest also return their starting five.
- Juniors **Ryan Bates** and **Connor McGovern** lead the way for returning Penn State offensive line starters with 24 apiece. McGovern has started the last 24 contests for the Nittany Lions.
- Bates impressed in Week 2 at Pitt, earning Pro Football National Team of the Week recognition.

See Season Honors on Page 11

- The other Nittany Lions with starting experience in the trenches are: junior **Steven Gonzalez** (18), senior **Chasz Wright** (15) and sophomore **Will Fries** (10).
- The Nittany Lions graduated Brendan Mahon, who had 41 career starts at guard and tackle, and Andrew Nelson, who had 28 starts at guard and tackle.

See Career Starts on Page 52

DEFENSE NOTES

ORUWARIYE MAKING PICKS

- CB **Amani Oruwariye** has an interception in each of Penn State's first two games.
- Oruwariye is the first Nittany Lion with interceptions in back-to-back games since he accomplished the feat last year against Indiana and Northwestern.
- Both interceptions this season have been in the red zone.
- At Pitt, Oruwariye intercepted a pass at the 3-yard line nullifying a potential touchdown drive. He was named to the Pro Football Focus National Team of the Week for his efforts.

See Season Honors on Page 11

- Against App State, Oruwariye sealed Penn State's season-opening win in overtime with an interception in the end zone.
- Oruwariye has had an interception in three consecutive season openers (2016 vs. Kent State; 2017 vs. Akron).
- Oruwariye also forced the first fumble of his career in the third quarter against App State.
- Oruwariye tied a career high with seven tackles against App State (Michigan State, 2016).

ORUWARIYE ON NAGURSKI LIST

- CB **Amani Oruwariye** is among the candidates for the Bronko Nagurski Trophy, which is given yearly to the National Defensive Player of the Year.
- The award is named for legendary two-way player from the University of Minnesota, Bronko Nagurski, who dominated college football then became a star for the Chicago Bears in the 1930s.
- Penn State has never won a Nagurski Trophy, but has had five finalists, most recently Carl Nassib in 2015.

SAFETY FIRST

- The Nittany Lions recorded a safety on a holding call in the end zone in the third quarter at Pitt.
- It is Penn State's third safety in the last 14 games, dating back to the Pitt game in 2016.

NEW FACES ON D

- Penn State's top seven tacklers this season do not include any returning starters from last season.
- In his first start at middle linebacker in the opener against App State, **Jan Johnson** had a career-high 11 tackles, including four solo. He leads the team with 16 tackles.
- S Garrett Taylor** had a career-best eight tackles in his first start against App State. He added five more at Pitt to rank second on the team with 13 stops.
- Making his second-career start at safety, **Nick Scott** recorded a career-best nine tackles in the opener at App State. Scott also had his first career sack and tied career highs with one tackle for loss and one pass breakup.
- Scott has 11 tackles for the season, tying him with true freshman LB **Micah Parsons**. Parsons had a career-high seven tackles at, topping the mark of four he set the previous week against App State.
- CB **Amani Oruwariye** (10), CB **Tariq Castro-Fields** (9), who made his first career start at Pitt, and LB **Cam Brown** (8), who had just two starts in 2016 before moving into the starting lineup this season, round out the group.

SACK MASTERS

- Penn State is continuing to bring a balanced pass rush, as seven different Nittany Lions have contributed to the team's six sacks for the season.
- Nick Scott** and **Cam Brown** registered their first career full sacks in this season's opener against App State, accounting for Penn State's two sacks.
- Jan Johnson** tallied his first career assisted sack at Pitt.
- The Nittany Lions totaled 42 sacks in 13 games. Following totals of 46 sacks in 2015 and 40 sacks in 2016, Penn State posted back-to-back-to-back 40-sack seasons for the first time since it posted three-consecutive 40-sack seasons in 2005 (41), 2006 (40) and 2007 (46).

GIVENS MAKES IMPACT

- DT **Kevin Givens** made his season debut at Pitt and had a career-high seven tackles. His previous high was four stops, which he had done on three occasions, most recently against Washington in the Fiesta Bowl.
- Givens also had a career-best 2.0 tackles for loss. He had 1.0 TFLs on eight occasions previously.

FUMBLE FIRSTS

- At Pitt, CB **Jabari Butler** forced his first fumble of his Penn State career in the fourth quarter, which was recovered by S **Ayron Monroe** for the first recovery of his career.
- **Jarvis Miller** made his first fumble recovery in the second quarter at Pitt, picking up a muffed punt.

LIMITED ACCESS

- Penn State held Pitt to just six points, marking the fewest points allowed by Penn State since holding Maryland to three points in the 2017 regular season finale.
- Penn State shutout Pitt over the final three quarters, resulting in a second-half shutout.
- Last season, Penn State shutout opponents in at least one half in seven games (Akron, Georgia State, Indiana, Northwestern, Michigan, Rutgers, Maryland).
- In 2017, Penn State was seventh in the nation and second in the Big Ten in scoring defense, averaging 16.5 points allowed per game. It was the lowest figure at Penn State since yielding just 12.2 points per game in 2009.
- Penn State allowed 8.9 points per game fewer in 2017 than it did in 2016 (25.4).
- Penn State owned a pair of shutout victories and allowed more than 20 points in a game just four times.

MILLER NAMED TO TWO WATCH LISTS

- Junior DE **Shareef Miller** landed on the Bednarik Award watch list for the National Defensive Player of the Year, and the Ted Hendricks Award preseason watch list, which is presented annually to the top defensive end in college football.
- The Bednarik Award has been presented to the College Defensive Player of the Year since 1995. Chuck Bednarik, former standout at Penn and with the Philadelphia Eagles, is a member of both the College Football Hall of Fame's Class of '69 and the NFL Hall of Fame's Class of '67.
- The Ted Hendricks Award is named in honor of college football's first three-time first-team All-American. It is in the spirit of Ted Hendricks' aggressive style of play, winning attitude and determination that the Defensive End of the Year Award for college football's premier defensive end is presented.
- Penn State's lone winner of the Hendricks Award is Carl Nassib in 2015, while Michael Haynes (2002), Tamba Hali (2005), Maurice Evans (2007) and Aaron Maybin (2008) were finalists for the honor.
See Preseason Honors on Page 13

FARMER ON TWO WATCH LISTS

- Senior LB **Koa Farmer** is on the watch lists for the Butkus Award and the Polynesian College Football Player of the Year Award.
- The award, named in honor of legendary linebacker Dick Butkus, annually recognizes the nation's top collegiate linebacker.
- Farmer is vying to become the first Nittany Lion to earn the honor since Paul Posluszny in 2005. LaVar Arrington also won the award in 1999, and five have previously been named finalists: Shane Conlan (1986), Andre Collins (1989), Brandon Short (1999), Posluszny (2006) and Dan Connor (2007).
- The Polynesian College Football Player of the Year Award is presented annually to the most outstanding Polynesian college football player that epitomizes great ability and integrity.
See Preseason Honors on Page 13

SCOTT IN CONTENTION FOR GOOD WORKS TEAM

- Senior S **Nick Scott** is a nominee for the Allstate AFCA Good Works Team.
- The Allstate AFCA Good Works Team is comprised of 11 players from the NCAA Football Bowl Subdivision and 11 players from the NCAA Football Championship Subdivision, Divisions II, III and the NAIA and one honorary head coach. To be in consideration by Allstate and the AFCA for a nomination, each player must be actively involved with a charitable organization or service group while maintaining a strong academic standing.
- Four Nittany Lions have earned Good Works Team accolades -- Brandon Smith (2017), Ben Kline (2015), Stefan Wisniewski (2010) and Wayne Holmes (1994).
- Scott, who is a two-time captain, has been active in the community. He danced independently in THON, the world's largest student-run philanthropy, in 2018, raising more than \$12,300 for the cause. He has also made visits to Penn State Children's Hospital with the team and participated in Lift for Life, which raises money for rare diseases, and Special Olympics.
See Preseason Honors on Page 13

SPECIAL TEAMS NOTES**GILLIKIN FLIPS THE FIELD**

- At Pitt, P **Blake Gillikin** dropped four punts inside the Pitt 20-yard line and three inside the 10. He now has dropped 54 punts inside the 20 and (28) inside the 10 for his career.
- Gillikin had two punts for 50 or more yards versus the Panthers, bringing his career total to 31.
- Gillikin's four punts inside the 20 at Pitt tie a career high, which he has down three times (most recently vs. Indiana in 2017)
- He also tied his personal mark at Pitt with three punts inside the 10, which is the fifth time in his career he has done so.
- Gillikin's 42.8-yard punting average ranks 30th in FBS and third in the Big Ten.

GILLIKIN ON RAY GUY WATCH LIST

- P **Blake Gillikin** is again on the preseason watch list for the Ray Guy Award list for the nation's top punter.
- The Augusta Sports Council created the Ray Guy Award in 2000 to honor Thomson, Georgia native and College and Pro Football Hall of Fame inductee, Ray Guy. Among the statistics used to identify the winner is net punting average, number of times punt is downed or kicked out of bounds inside the opponents 20-yard line, total yardage punted, average returned yardage and percentage of punts not returned with particular emphasis placed on net punting average. The winner must display team leadership, self-discipline and have a positive impact on the team's success.
See Preseason Honors on Page 13

FRESHMAN KICKERS DEBUT

- Penn State debuted a pair of kickers in its season opener against App State.
- K **Jake Pinegar** booted his first career field goal (32 yards) late in the second quarter.
- Pinegar was also a perfect 6-for-6 on extra points.
- Pinegar remains perfect in extra point attempts, connecting on all seven of his kicks against Pitt. He is 13-for-13 on the year.
- Penn State has made its last 156 extra points
- K **Rafael Checa** made his first career appearance, averaging 60.2 yards per kickoff, including two touchbacks.

THOMPSON BRINGS IT BACK

- PR **DeAndre Thompkins** returned a third-quarter punt 39 yards for a touchdown at Pitt for his second career punt return touchdown. He also scored on a punt return against Akron last season.
- With two career punt returns for a touchdown, Thompkins is tied for fourth on Penn State's all-time list with 10 other players (most recently: Larry Johnson, 1998-2002).

COMMUNITY SERVICE**LIFT FOR LIFE A SUCCESS**

- The 16th Annual Penn State Uplifting Athletes "Lift for Life" was a tremendous success in June. The fundraising total for the 2018 event is nearly \$95,000 to benefit Uplifting Athletes and its commitment to life skills development, patient focused programs and rare disease research.
- Donations to the Penn State chapter of Uplifting Athletes and Lift for Life will remain open until September 30. Fans can track the live total or donate by visiting the chapter's fundraising site at <https://pledgeit.org/team/penn-state-lift-for-life-2018> or by sending a donation to Will Flaherty, Director of Player Development and Community Relations at 201 Lasch Football Building, University Park, Pa 16802.
- Nearly \$1.4 million has been raised by Penn State Uplifting Athletes since the inaugural Lift for Life was held in 2003. The inaugural event raised just under \$13,000.
- The Penn State Lift for Life featured more than 100 members of the Nittany Lion football team and was held at Holuba Hall, with approximately 1,000 fans in attendance. The exhibition featured rotations of one-on-one battles in the tire flip, sled pull, bench press and farmer's hold, followed by tug of war competitions.
- The 2018 Penn State Lift for Life included a kids clinic for the fifth year in a row, which was run by the Nittany Lion true freshmen football student-athletes. The event concluded with an autograph session with team.
- Founded by Penn State Football teammates Scott Shirley, Dave Costlow and Damone Jones in 2003, Lift for Life has benefitted cancer research and the rare disease community. The 2018 Uplifting Athletes officers are: offensive linemen **Ryan Bates** and **Steven Gonzalez**, co-presidents; quarterback **Trace McSorley**, vice president; offensive lineman **CJ Thorpe**, business liaison; punter **Blake Gillikin**, treasurer; offensive lineman **Alex Gellerstedt**, assistant treasurer; offensive lineman **Connor McGovern**, secretary; linebacker **Frank DiLeo**, assistant secretary. The executive committee is comprised of: quarterbacks **Sean Clifford**, **Michael Shuster** and **Jake Zembiec**, safety **Garrett Taylor**, wide receiver **Juwan Johnson**, offensive linemen **Charlie Shuman**, **Will Fries** and **Michal Menet** and linebacker **Jason Vranic**.
- About Uplifting Athletes: A nonprofit organization founded in 2007, Uplifting Athletes inspires the rare disease community with hope through the power of sport. A rare disease is one that affects fewer than 200,000 Americans and typically lacks financial incentive to make and market new treatments. With a network of university chapters run by current college football student-athletes, Uplifting Athletes has established 22 chapters with Division I football programs across the country. Overall since its inception Uplifting Athletes has had an economic impact of more than \$400 million on the rare disease community. For more information about Uplifting Athletes, visit www.upliftingathletes.org.

LIONS BRING SMILES TO HERSHEY

- Penn State football again took an afternoon off from summer workouts and boarded buses headed to the Penn State Hershey Children's Hospital. A special visit that has now become an annual event, it's a day nearly every Nittany Lion looks forward to in the offseason.
- Upon stepping off the buses, the Penn State energy is palpable as the team is greeted by smiling hospital staffers before splitting into small groups. While some groups spread out to visit individual families in their rooms, members of the team also passed through a high-five tunnel into the Tree House Cafe.
- Surrounding families and patients with smiles, the Nittany Lions spent the afternoon simply spending time and having fun.
- "It's just the reactions, when you walk into a kid's room and they are huge Penn State football fan and their eyes light up," Charlie Shuman said. "You sit there talking for three minutes but you know it made their day and they had such a positive experience. That's what really makes it."

CLASSROOM SUCCESS

DEGREES ON THE WALL



- Ten Penn State student-athletes have earned 11 undergraduate degrees already and are now working on graduate degrees.
- Entering the 2018 season having earned their undergraduate degrees: **Mark Allen** (criminology), **Koa Farmer** (criminology/sociology), **Jan Johnson** (psychology), **Trace McSorley** (accounting), **Amani Oruwariye** (telecommunications), **Nick Scott** (psychology), **Charlie Shuman** (kinesiology), **Johnathan Thomas** (sociology), **DeAndre Thompkins** (psychology) and **Chasz Wright** (telecommunications).
- Penn State is one of 27 schools to have 10 or more graduates on the roster this season.

| Team | Grads |
|---|-------|
| UAB | 19 |
| Clemson | 17 |
| Pittsburgh | 16 |
| Arizona State | 15 |
| Baylor, Northwestern, SMU | 14 |
| Akron, Alabama, Auburn, Houston, Maryland, Temple, Virginia | 12 |
| Kansas, Miami (Fla.), Michigan, Old Dominion | 11 |
| Penn State , Arkansas, Cincinnati, Nevada, South Alabama, South Carolina, Texas Tech, UCF, West Virginia | 10 |

CONTINUING ACADEMIC TRADITION

- Punter **Blake Gillikin** leads the Nittany Lions in the classroom with a perfect cumulative 4.0 grade point average following the 2018 spring semester.
- Gillikin claimed the Evan Pugh Scholar Award, given to those juniors and seniors who are in the upper 0.5 percent of their respective classes, in May 2018.
- Gillikin was presented with the President's Freshman Award, given annually to undergraduate degree candidates who have earned a 4.0 cumulative grade-point average based on at least 12 graded Penn State credits completed in their first semester of admission, in May 2017.
- Gillikin also serves as the treasurer for Penn State's Uplifting Athletes, helping the chapter raise nearly \$1.3 million for kidney cancer treatment and research since the first Penn State Lift for Life was held in 2003.
- Gillikin led a quartet of Nittany Lion football players earning Big Ten Distinguished Scholar recognition for having a 3.7 or higher GPA for the 2017-18 academic year. He was joined by **Charlie Shuman**, **Christopher Welde** and **Jake Zembiec**.
- Those four were among a Penn State-record 35 football student-athletes to earn All-Big Ten Academic honors following the 2017 fall semester.
- The football team's success in the classroom also contributed to an overall school record for fall Academic All-Big Ten honorees. Penn State tallied 117 fall honorees, shattering the previous fall mark of 100 set during the 2012-13 academic year.
- Gillikin and graduate Cody Hodgens both posted 4.0 GPAs, making the Nittany Lions the only Big Ten football team with two 4.0 students.

SEASON NOTES

LIONS UNDER THE LIGHTS

- The 2018 season marks the 18th straight with at least one regular-season night game on the schedule, and the 10th since 2000 with multiple night games in the same season.
- Penn State won its first night game of the season at Pitt in Week 2, 51-6. The Lions have now won their last eight night games, including a 4-0 mark last season, and eight of their last nine dating back to 2015.
- Two of Penn State's first four games of the season were scheduled to be played at night. Next, the Week 4 game at Illinois will kick at 9 p.m. Friday, Sept. 21 on FSI.
- Penn State is 50-30 at night all-time. The figure breaks down to 14-9 at home, 24-14 on the road and 12-7 in neutral site games. Penn State is 1-1 at regular season neutral sites, 11-6 in bowl games and 1-0 in conference championship games.
- The Lions' night games since 2000 include: Pitt (2018); Michigan, Iowa and Georgia State (2017); Ohio State, Iowa, Rutgers and Wisconsin (2016); Ohio State and Rutgers (2015); Boston College (Pinstripe Bowl), Ohio State, Michigan and Rutgers (2014); Ohio State, Michigan and UCF (2013); Iowa and Ohio State (2012); Northwestern (2011); Alabama, Iowa and Michigan (2010); Iowa (2009); Illinois, Wisconsin and Ohio State (2008); Notre Dame, Ohio State and Texas A&M (2007); Michigan (2006); Illinois, Ohio State and Florida State (2005); Minnesota and Boston College (2004); Nebraska (2002 and 2003); Miami (Fla.) (2001) and Indiana (2000).
- On Oct. 12, 2013, the Lions claimed the longest game in Big Ten history when they edged Michigan under the lights, 43-40, in four overtimes in front of a sellout Beaver Stadium crowd of 107,844 on Homecoming.

HISTORIC SERIES

- Penn State has many long and storied series on the gridiron. The Nittany Lions have played 20 teams 20 or more times in the 132-year history of the program.
- Penn State owns a winning record against 16 of the 20 teams that it has met 20 or more times.
- Nine of the 20 teams are on the 2018 schedule, including Pitt (98 meetings), Iowa (27), Illinois (23), Indiana (21), Michigan (21), Ohio State (33), Michigan State (32), Rutgers (27) and Maryland (40).
- Since 2012, Penn State has played or has a future meeting scheduled meeting with 13 of the 20 teams (all of the FBS teams except Navy). Those opponents include: Army (2015), Illinois (2014-15, '18, '21), Iowa (2016-21), Pitt (2016-19), Syracuse (2012), Temple (2014-16) and West Virginia (2023-24), while the Lions will meet yearly with Big Ten East Division opponents Indiana, Maryland, Michigan, Michigan State, Ohio State and Rutgers.
- Fifteen of the 20 programs are currently members of NCAA Division I FBS. Bucknell, Lehigh and Penn are in NCAA Division I FCS, while Gettysburg and Lebanon Valley are Division III programs.

| Team | Meetings | Record |
|-------------------------|-----------|----------------|
| Pitt | 99 | 52-43-4 |
| Syracuse | 71 | 43-23-5 |
| West Virginia | 59 | 48-9-2 |
| Penn * | 47 | 18-25-4 |
| Temple | 45 | 40-4-1 |
| Maryland * | 41 | 38-2-1 |
| Bucknell * | 38 | 28-10 |
| Navy | 38 | 19-17-2 |
| Ohio State * | 33 | 14-19 |
| Michigan State * | 32 | 15-16-1 |
| Gettysburg * | 28 | 27-0-1 |
| Iowa * | 27 | 15-12 |
| Rutgers * | 28 | 26-2 |
| Army | 26 | 14-10-2 |
| Boston College | 24 | 20-4 |
| Lehigh * | 23 | 16-6-1 |
| Illinois * | 23 | 18-5 |
| Indiana * | 21 | 20-1 |
| Michigan * | 21 | 8-13 |
| Lebanon Valley * | 20 | 20-0 |

* - Current Big Ten team | * - Current Non-FBS university

PENN STATE SEASON OPENERS

- The 2018 season marks the 132nd in Penn State history, with the Nittany Lions owning a record of 109-21-2 in opening games.
- The 2018 opener was the third of four consecutive season openers at home: Kent State (2016; W, 33-13), Akron (2017; W, 52-0), Appalachian State (2018; W, 45-38 OT) and Idaho (2019).
- The Lions have won 15 of their last 17 season openers and their last six consecutive.
- Penn State's longest streaks of winning their season openers are: 12 (1919-30), 11 (1893-1903), 10 (1973-82; 2002-11), 9 (1909-17) and 7 (1942-48).
- Penn State has only lost consecutive season openers three times in school history; 1964-65, 1989-90, 2000-01.
- The Nittany Lions went unbeaten from 1909-30, winning 20-of-21 season openers. They tied Wissahickon Barracks, 6-6, in 1918 and the streak was stopped by Waynesburg, a 7-0 setback, in 1931.

HOME OPENER HISTORY

- Penn State's all-time record in home openers is 118-13-1 and 50-9 in Beaver Stadium.
- Penn State has won 16 out of its last 17 home openers and its last six consecutive, defeating Appalachian State (2018; 45-38 OT) Akron in 2014 (21-3) and 2017 (52-0), Kent State (2016; 33-13), Buffalo (2015; 27-14), and Eastern Michigan (2013; 45-7).
- The attendance total of 105,232 for the 2018 opener against App State was the highest for a home opener since 106,577 watched Penn State topple Coastal Carolina in 2008.

SIX BOWL TEAMS HIGHLIGHT SCHEDULE

- The Nittany Lions will face six teams that participated in a bowl game during the 2017 campaign.
- Five of the six teams won their bowl games last season, including a pair of teams that won New Year's Six bowl games.
- Appalachian State shut out Toledo in the Dollar General Bowl (34-0), No. 5 Ohio State stymied No. 8 USC in the Goodyear Cotton Bowl (24-7), No. 16 Michigan State defeated No. 18 Washington State in the San Diego County Credit Union Holiday Bowl (42-17), Iowa downed Boston College in the New Era Pinstripe Bowl (27-20) and No. 6 Wisconsin topped No. 10 Miami (Fla.) in the Capital One Orange Bowl (34-24).
- Additionally, Michigan fell to South Carolina in the Outback Bowl (26-19). It was the only loss by a BIG team in the bowl season.

PENN STATE IN 26TH BIG TEN SEASON

- After 106 years as an independent in football, Penn State began play in the Big Ten Conference in 1993 and will play its 26th season in the conference.
- The Nittany Lions were outright Big Ten Champions in 1994 and 2016 and shared titles with Ohio State in 2005 and 2008.
- Penn State beat Oregon to win the 1995 Rose Bowl and played USC in the 2009 and 2017 Rose Bowls.
- Penn State won the 2006 Orange Bowl and finished the season ranked No. 3.

NITTANY LION POSITION CHANGES

- Among the Penn State players who will play new positions heading into the fall are: **Damion Barber** (DE to DT) **Joe DuMond** (LB to DE), **Dae'Lun Darien** (WR to LB), **Brailyn Franklin** (LB to DE), **Hunter Kelly** (OL to OL/DL), **Lamont Wade** (CB to S) and **Chris Welde** (RB to CB).

PENN STATE NUMBER CHANGES

- Three Nittany Lions are wearing new numbers in 2018: **Dae'Lun Darien** (41), **Donovan Johnson** (2) and **C.J. Thorpe** (69).

OVERTIME OVER TIME

- College football introduced overtime during the bowl season in 1995 and adopted it for regular season games in 1996.
 - Since then, Penn State has played 13 overtime games, including six over the 2012-14 seasons. Nine of the 13 overtime tilts have come at home, two in true road games, one in the 2006 Orange Bowl and one in the 2014 Pinstripe Bowl.
 - Penn State is 8-5 all-time in overtime games, with a 5-4 record at Beaver Stadium, 1-1 mark in true road games and 2-0 ledger at a neutral site.
 - Penn State has won three-straight overtime games under James Franklin. It's the longest streak of overtime wins since winning five-straight from 2006 to 2013
 - Most recently, Penn State went into overtime in a season opener for the first time, opening the 2018 season with a 45-38 OT-win over Appalachian State. **Miles Sanders** rushed four times for 25 yards and a touchdown to open the bonus period, and then **Amani Oruwariye** intercepted an App State pass on first down from the 15 in the end zone.
 - It was the seventh overtime game at Beaver Stadium since the start of the 2012 season. Penn State is 5-2 in those games.
 - The 2018 overtime game was the first since Penn State defeated Minnesota, 29-26, on Oct. 1, 2016. After Minnesota kicked a field goal on its first possession, Penn State running back Saquon Barkley rushed 25 yards for a touchdown on the Nittany Lions first offensive play.
 - Penn State's first two overtime contests came vs. Iowa in 2000 and 2002 at home. The Nittany Lions dropped their first three contests that went to the extra period, but won five straight overtime contests before falling to Nebraska on Nov. 23, 2013.
 - Penn State's all-time overtime games:
- | Date | Opponent | Score |
|----------|--------------------------------------|----------|
| 11/4/00 | IOWA (2OT) | L, 23-26 |
| 9/28/02 | IOWA | L, 35-42 |
| 10/12/02 | at Michigan | L, 24-27 |
| 1/3/06 | vs. Florida State (3OT) ¹ | W, 26-23 |
| 10/7/06 | at Minnesota | W, 28-27 |
| 11/24/12 | WISCONSIN | W, 24-21 |
| 10/12/13 | MICHIGAN (4OT) | W, 43-40 |
| 11/2/13 | ILLINOIS | W, 24-17 |
| 11/23/13 | NEBRASKA | L, 20-23 |
| 10/25/14 | OHIO STATE (2OT) | L, 24-31 |
| 12/27/14 | vs. Boston College ² | W, 31-30 |
| 10/2/16 | MINNESOTA | W, 29-26 |
| 9/1/18 | APPALACHIAN STATE | W, 45-38 |
- ¹ - Orange Bowl, ² - Pinstripe Bowl

THIRTY-NINE 2017 LETTERWINNERS RETURN

- Penn State returns 39 lettermen from last year's Fiesta Bowl championship squad – 21 on offense, 16 on defense and two on special teams.
- A total of 41 lettermen are returning for the Nittany Lions. In addition to the 39 lettermen returning from 2017, **Mark Allen** (2015) and **CB John Reid** (2015 & 2016) also have letterman status
- Of the 41 overall lettermen returning, 23 have starting experience – 11 on offense, 10 on defense and two on special teams.
- The Nittany Lions lost the services of 22 lettermen – nine on offense, 11 on defense and two specialists.

THIRTEEN STARTERS RETURNING

- The Nittany Lions return 13 starters – eight on offense, three on defense and two on special teams.
- Ten additional Penn Staters have starting experience – three on offense and seven on defense.
- Among the returning starters are 2017 All-Big Ten second team selections **Trace McSorley** and **Blake Gillikin**, as well as third-team All-Big Ten honorees **Ryan Bates** and **Shareef Miller**.

NITTANY LIONS CLAIM "HERBIES"

- ESPN analyst Kirk Herbstreit held the Nittany Lions in high esteem in his annual preseason "Herbie Awards" show.
- Herbstreit tabbed two Penn State quarterbacks for awards. He selected **Trace McSorley** as the "Most Exciting Player" in college football and fellow signal caller **Tommy Stevens** as the "Most Unselfish" player in college football.
- Penn State's incredible fans also got in the action, as Herbie recognized the Penn State White Out as the "Best Atmosphere" in college football, while the student section was recognized as the best in college football, as well.
- Herbstreit also picked the Lions to win the Big Ten Championship and reach the College Football Playoff.

PENN STATE VS. BIG TEN

- Penn State has won 16 out of its last 18 games against Big Ten opponents.
- Penn State won 13 consecutive games against Big Ten opponents from 2016-17, breaking its record of 12 from 1993-94.
- Penn State owns a 208-101-3 mark against Big Ten Conference teams since the Nittany Lions first opposed Ohio State in 1912.
- The Nittany Lions began play as a member of the Big Ten Conference in 1993 and have a 126-75 mark.
- Penn State played 109 games vs. the current Big Ten alignment when either or both Penn State itself (prior to 1993) or the opponent (Nebraska prior to 2011; Maryland and Rutgers prior to 2014) was not yet a member of the Big Ten. The Nittany Lions went 80-26-3 in those games.

| Opponent | Record | 1st Meeting | Last Meeting |
|----------------|---------|-------------|--------------|
| Illinois | 18-5 | 1954 | 2015 |
| Indiana | 20-1 | 1993 | 2017 |
| Iowa | 15-12 | 1930 | 2017 |
| Maryland | 38-2-1 | 1917 | 2016 |
| Michigan | 8-13 | 1993 | 2017 |
| Michigan State | 15-16-1 | 1914 | 2017 |
| Minnesota | 9-5 | 1993 | 2016 |
| Nebraska | 8-9 | 1920 | 2013 |
| Northwestern | 14-5 | 1993 | 2017 |
| Ohio State | 14-19 | 1912 | 2017 |
| Purdue | 14-3-1 | 1951 | 2016 |
| Rutgers | 26-2 | 1918 | 2017 |
| Wisconsin | 9-9 | 1953 | 2016 |

FAMILY AFFAIR

- Penn Staters know that it is very common for generations of families to all attend Penn State. For a fortunate few, immediate family members are also able to follow in a brother, father or grandfather's footsteps on the Penn State football team.
 - Four sons of Penn State lettermen are on the 2018 team.
- | Father (Letters) | Son (Class) |
|-----------------------------|------------------------|
| Chris Thorpe (1988) | C.J. Thorpe (R-Fr.) |
| Leonard Humphries (1989-91) | Isaiah Humphries (Fr.) |
| Brian Chizmar (1986-89) | Max Chizmar (R-Fr.) |
| Bruce Clark (1985-86) | Brandon Clark (Fr.) |
- Including current team members **Kyle** and **Dan Vasey**, four pairs of brothers are currently represented.
- | Older (Letters/Class) | Younger (Class) |
|------------------------|---------------------|
| Billy Fessler (2017) | Henry Fessler (Fr.) |
| Kyle Vasey (Sr.) | Dan Vasey (R-Fr.) |
| Adam DeBoef (2017) | Collin DeBoef (Fr.) |
| Christian Kuntz (2012) | Zack Kuntz (Fr.) |
- Sophomore QB **Michael Shuster** is the grandson of Dick Hoak (1958-60).

MICHIGAN STATE IS HOMECOMING FOE

- When the Penn State alumni return to Happy Valley for the 2018 Homecoming game, they will cheer their Nittany Lions on against Michigan State on Oct. 13.
- This is the fourth time Penn State will square off against Michigan State in a Homecoming game. The Nittany Lions lost to the Spartans in 1946 (19-16), tied them in 1948 (14-14) and lost in 1951 (32-21).
- Penn State owns a 71-22-5 record all-time on Homecoming, including wins in 11 of its last 13 games.

HAPPY VALLEY

HOME SWEET HOME

- With a 286-72 all-time record in Beaver Stadium, Penn State owns the eighth-best winning percentage (.799) in its current home venue amongst current FBS schools and leads the Big Ten.
- Only Alabama (.8275) and Oklahoma (.810) have higher winning percentages in facilities older than Beaver Stadium.

| School | Stadium Name (Opened) | Rec | Win % |
|----------------------|---|---------------|-------------|
| 1. Marshall | Joan C. Edwards Stadium (1991) | 156-32 | .830 |
| 2. Ga. Southern | Paulson Stadium (1984) | 189-39 | .8289 |
| 3. Boise State | Albertsons Stadium (1970) | 261-54 | .8286 |
| 4. Alabama | Bryant-Denny Stadium (1929) | 260-53-3 | .8275 |
| 5. Houston | TDECU Stadium (2014) | 23-5 | .821 |
| 6. Oklahoma | Gaylord Family-Oklahoma Memorial Stad. (1923) | 392-86-15 | .810 |
| 7. Penn State | Beaver Stadium (1960) | 286-72 | .799 |
| 8. Auburn | Jordan-Hare Stadium (1939) | 320-81-7 | .793 |
| 9. Ohio State | Ohio Stadium (1922) | 438-112-20 | .786 |
| 10. Tennessee | Neyland Stadium (1921) | 464-128-17 | .776 |

HOME WINNING STREAKS

| | | |
|----|-----------|------------------------|
| 1. | 29 | 1919-24 |
| 2. | 24 | 1899-1906 |
| 3. | 21 | 1970-74 * |
| 4. | 18 | 1889-99 |
| 5. | 17 | 1939-43 |
| 6. | 15 | 1967-70 * |
| | 15 | 1915-17 |
| | 15 | 2016-present ** |
| 8. | 14 | 1990-92 * |
| | 14 | 1985-87 * |

HOME UNBEATEN STREAKS

| | | |
|-----|-----------|------------------------|
| 1. | 49 | 1889-1907 (two ties) |
| 2. | 29 | 1919-24 |
| 3. | 24 | 1899-1906 |
| | 24 | 1908-13 (one tie) |
| 5. | 22 | 1939-44 (one tie) |
| 6. | 21 | 1970-74 * |
| 7. | 18 | 1889-99 |
| 8. | 17 | 1939-43 |
| 9. | 15 | 1967-70 * |
| | 15 | 1915-17 |
| | 15 | 2016-present ** |
| 12. | 14 | 1990-92 * |
| | 14 | 1985-87 * |

^ - Beaver Stadium * - Big Ten Era

TOP 10 BEAVER STADIUM CROWDS

| Rk. | Attend. | Date | Result |
|-----|---------|----------------|----------------------------------|
| 1. | 110,823 | Oct. 21, 2017 | Penn State 42, Michigan 13 |
| 2. | 110,753 | Sept. 14, 2002 | Penn State 40, Nebraska 7 |
| 3. | 110,134 | Oct. 27, 2007 | Ohio State 37, Penn State 17 |
| 4. | 110,078 | Sept. 8, 2007 | Penn State 31, Notre Dame 10 |
| 5. | 110,033 | Nov. 7, 2009 | Ohio State 24, Penn State 7 |
| 6. | 110,017 | Oct. 18, 2008 | Penn State 46, Michigan 17 |
| 7. | 110,007 | Oct. 14, 2006 | Michigan 17, Penn State 10 |
| 8. | 109,898 | Sept. 9, 2017 | Penn State 33, Pitt 14 |
| 9. | 109,865 | Nov. 5, 2005 | Penn State 35, Wisconsin 14 |
| 10. | 109,845 | Nov. 22, 2008 | Penn State 49, Michigan State 18 |

LARGEST CROWDS TO WATCH PENN STATE

| Rk. | Attend. | Date | Opponent, Stadium |
|-----|---------|----------------|----------------------------|
| 1. | 113,085 | Oct. 11, 2014 | Michigan, Michigan Stadium |
| 2. | 111,502 | Oct. 12, 2002 | Michigan, Michigan Stadium |
| 3. | 111,310 | Sept. 22, 2007 | Michigan, Michigan Stadium |
| 4. | 111,249 | Oct. 15, 2005 | Michigan, Michigan Stadium |
| 5. | 111,019 | Nov. 7, 1998 | Michigan, Michigan Stadium |
| 6. | 110,823 | Oct. 21, 2017 | Michigan, Beaver Stadium |
| 7. | 110,803 | Nov. 11, 2000 | Michigan, Michigan Stadium |
| 8. | 110,753 | Sept. 14, 2002 | Nebraska, Beaver Stadium |
| 9. | 110,377 | Oct. 24, 2009 | Michigan, Michigan Stadium |
| 10. | 110,319 | Sept. 24, 2016 | Michigan, Michigan Stadium |
| 11. | 110,134 | Oct. 27, 2007 | Ohio State, Beaver Stadium |
| 12. | 110,078 | Sept. 8, 2007 | Notre Dame, Beaver Stadium |
| 13. | 110,033 | Nov. 7, 2009 | Ohio State, Beaver Stadium |
| 14. | 110,017 | Oct. 18, 2008 | Michigan, Beaver Stadium |
| 15. | 110,007 | Oct. 14, 2006 | Michigan, Beaver Stadium |
| 16. | 109,898 | Sept. 9, 2017 | Pitt, Beaver Stadium |

18 2018 PENN STATE FOOTBALL

FUTURE SCHEDULES

2019 Schedule

Aug. 31 IDAHO
 Sept. 7 BUFFALO
 Sept. 14 PITTSBURGH
 Sept. 21 Bye
 Sept. 28 at Maryland*
 Oct. 5 PURDUE*
 Oct. 12 at Iowa*
 Oct. 19 MICHIGAN*
 Oct. 26 at Michigan State*
 Nov. 2 Bye
 Nov. 9 at Minnesota*
 Nov. 16 INDIANA*
 Nov. 23 at Ohio State*
 Nov. 30 RUTGERS*
 Dec. 7 BIG Championship^

2021 Schedule

Sept. 4 at Wisconsin*
 Sept. 11 BALL STATE
 Sept. 18 AUBURN
 Sept. 25 VILLANOVA
 Oct. 2 Bye
 Oct. 9 at Iowa*
 Oct. 16 ILLINOIS*
 Oct. 23 at Michigan State*
 Oct. 30 INDIANA*
 Nov. 6 at Maryland*
 Nov. 13 MICHIGAN*
 Nov. 20 at Ohio State*
 Nov. 27 RUTGERS*
 Dec. 4 BIG Championship^

2023 Schedule

Sept. 2 West Virginia
 Sept. 9 DELAWARE
 Sept. 16 at Illinois*
 Sept. 23 at Northwestern*
 Sept. 30 Open
 Oct. 7 Indiana*
 Oct. 14 at Michigan State*
 Oct. 21 at Ohio State*
 Oct. 28 IOWA*
 Nov. 4 MICHIGAN*
 Nov. 11 Open
 Nov. 18 RUTGERS*
 Nov. 25 at Maryland*
 Dec. 2 BIG Championship^
One non-conference game to be scheduled

2025 Schedule

Sept. 6 Virginia Tech
 Sept. 13 Open
 Sept. 20 Rutgers*
 Sept. 27 at Illinois*
 Oct. 4 Purdue*
 Oct. 11 Open
 Oct. 18 at Maryland*
 Oct. 25 at Minnesota*
 Nov. 1 Indiana*
 Nov. 8 Open
 Nov. 15 at Ohio State*
 Nov. 22 Michigan*
 Nov. 29 at Michigan State*
 Dec. 6 BIG Championship^
Two non-conference games to be scheduled

2020 Schedule

Sept. 5 NEVADA
 Sept. 12 at Virginia Tech
 Sept. 19 SAN JOSE STATE
 Sept. 26 NORTHWESTERN*
 Oct. 3 at Michigan*
 Oct. 10 Bye
 Oct. 17 IOWA*
 Oct. 24 OHIO STATE*
 Oct. 31 at Indiana*
 Nov. 7 at Nebraska*
 Nov. 14 MICHIGAN STATE*
 Nov. 21 MARYLAND*
 Nov. 28 at Rutgers*
 Dec. 5 BIG Championship^

2022 Schedule

Sept. 3 at Purdue*
 Sept. 10 Open
 Sept. 17 at Auburn
 Sept. 24 CENTRAL MICHIGAN
 Oct. 1 OHIO STATE*
 Oct. 8 at Michigan*
 Oct. 15 ILLINOIS*
 Oct. 22 Open
 Oct. 29 MICHIGAN STATE*
 Nov. 5 at Indiana*
 Nov. 12 MARYLAND*
 Nov. 19 MINNESOTA*
 Nov. 26 at Rutgers*
 Dec. 3 BIG Championship^
One non-conference game to be scheduled

2024 Schedule

Aug. 31 at West Virginia
 Sept. 7 BOWLING GREEN
 Sept. 14 at Rutgers*
 Sept. 21 Open
 Sept. 28 Open
 Oct. 5 MARYLAND*
 Oct. 12 ILLINOIS*
 Oct. 19 at Wisconsin*
 Oct. 26 NEBRASKA*
 Nov. 2 Open
 Nov. 9 OHIO STATE*
 Nov. 16 at Michigan*
 Nov. 23 at Indiana*
 Nov. 30 MICHIGAN STATE*
 Dec. 7 BIG Championship^
One non-conference game to be scheduled

Future Non-Conference Games

Sept. 12, 2026 at Temple
 Sept. 11, 2027 DELAWARE
 Sept. 18, 2027 TEMPLE
 * Big Ten Game
 ^ Lucas Oil Stadium;
 Indianapolis
 & TBA

Schedule subject to change

FUTURE SCHEDULES ANNOUNCED

- Penn State and Temple are set to renew their football series, with two games among several non-conference contests the Nittany Lions have set from 2021-27.
- The Nittany Lions visit Temple on Sept. 12, 2026 and host the Owls on Sept. 18, 2027. The teams last met in 2016, a 34-27 Penn State win, and have played 45 times. From 2006-16, the teams played every year except 2013.
- Penn State welcomes two more regional foes to Beaver Stadium in upcoming seasons. Villanova visits State College on Sept. 25, 2021 and Sept. 13, 2025 and Delaware travels to Happy Valley on Sept. 9, 2023 and Sept. 11, 2027. The Nittany Lions lead the series with the Wildcats, 5-3-1, with the teams last playing in 1951. Penn State and Delaware will be meeting for the first time.
- Delaware has played in four FCS National Championship games, winning the 2003 title. Villanova won the 2009 FCS national title.
- Penn State hosts Central Michigan on Sept. 24, 2022 in the second meeting between the schools. The Nittany Lions won the only previous contest in 2005.
- Penn State's 2021 schedule is complete. The Nittany Lions open the 2021 season at Wisconsin (Sept. 4), and host Ball State (Sept. 11), Auburn (Sept. 18) and Villanova (Sept. 25) during non-conference play, resuming Big Ten action at Iowa Oct. 9.
- The first-ever meeting with Virginia Tech in 2020 is amongst several marquee non-conference match-ups for the Nittany Lions from 2016-25, in addition to the nine-game Big Ten schedule:
- Penn State hosts Pitt on Sept. 14, 2019 in the 100th-all-time meeting;
- Penn State and Virginia Tech meet for the first time in 2020 (away) and 2025 (home);
- The Nittany Lions and Auburn play for the third and fourth time overall, but the first time in the regular season, in 2021 (home) and 2022 (away). Penn State posted a 43-14 win over the Tigers in the 1996 Outback Bowl and Auburn earned a 13-9 victory in the 2003 Capital One Bowl.
- Penn State and West Virginia clash for the first time since 1992 and the 60th time overall in 2023 (home), with a 2024 contest in Morgantown.
- The Big Ten announced its conference football schedules for 2022 through 2025. Penn State hosts five conference games in 2022 and 2024 and welcomes four BIG opponents in 2023 and 2025.
- The 2022 Big Ten schedule opens Sept. 3 at Purdue, followed by a home game against Ohio State (Oct. 1) and a road trip to Michigan (Oct. 8). The Nittany Lions return to Beaver Stadium for game against Illinois (Oct. 15) and Michigan State (Oct. 29), sandwiched around the bye week. After traveling to Indiana Nov. 5, Penn State rounds out its 2022 Big Ten schedule against Maryland (Nov. 12), Minnesota (Nov. 19) and at Rutgers (Nov. 26).
- In 2023, Penn State plays its first two conference games on the road at Illinois (Sept. 16) and Northwestern (Sept. 23). The Nittany Lions return to Beaver Stadium to meet Indiana (Oct. 7) before a trip to Michigan State (Oct. 14) and Ohio State (Oct. 21). Penn State has a three-game homestand against Iowa (Oct. 28), Michigan (Nov. 4) and Rutgers (Nov. 18) before closing out the season at Maryland (Nov. 25).
- Penn State opens the 2024 Big Ten slate at Rutgers (Sept. 14). After a two-week hiatus, the Lions return to BIG play at home against Maryland (Oct. 5) and Illinois (Oct. 12), before heading to Wisconsin (Oct. 19). Penn State is back in Beaver Stadium to face Nebraska (Oct. 26) and Ohio State (Nov. 9) sandwiched around a bye week. The remainder of the 2024 Big Ten schedule is at Michigan (Nov. 16), at Indiana (Nov. 23) and the home finale against Michigan State (Nov. 30).
- The 2025 Big Ten schedule opens against Rutgers Sept. 20, followed by visit to Illinois (Sept. 27). After a home game against Purdue (Oct. 11), the Nittany Lions head on back-to-back road trips to Maryland (Oct. 18) and Minnesota (Oct. 25). Penn State is home against Indiana (Nov. 1) before visiting Ohio State (Nov. 15). Rounding out the 2025 conference slate is a home game against Michigan (Nov. 22) and at Michigan State (Nov. 29).

See Future Schedules on Page 18

BLUE-WHITE

- The 2019 date has been set for the annual Blue-White Game, which is one of the highlights of the Penn State sports calendar.
- The Blue-White football game will be played Saturday, April 13, 2019 in Beaver Stadium. The intra-squad scrimmage is tentatively scheduled to kick in the early to mid-afternoon. The Nittany Lions concluded spring practice on April 21, with an estimated 71,000 fans attending the 2018 Blue-White Game, the nation's fourth-largest spring football crowd this year.
- The Blue-White Game is the university's unofficial annual spring reunion. The game has drawn more than 50,000 fans in 10 of the past 12 years, including six crowds above 70,000.
- More details will be announced after the 2018 season.

FIESTA BOWL CHAMPIONS

- Penn State defeated No. 11 Washington, 35-28, in the 2017 PlayStation Fiesta Bowl to win its seventh Fiesta Bowl trophy.
- Penn State has a 7-0 record in the Fiesta Bowl, ranking the Nittany Lions as the winningest team in the game's history in terms of overall wins and winning percentage.
- Penn State participated in the seventh (1977; Arizona State), 10th (1980; Ohio State), 11th (1982; USC), 16th (1987; Miami), 21st (1992; Tennessee), 26th (1997; Texas) and 47th (2017; Washington) editions of the game.
- Penn State's seven appearances in the Fiesta Bowl are the most of any bowl in program history.
- Only Ohio State (8) has appeared in the Fiesta Bowl more than Penn State, while Arizona State (5-1; lone loss to Penn State) and Nebraska (2-4) have six appearances.

ANOTHER NEW YEAR'S SIX BOWL

- **James Franklin** guided the Nittany Lions to a second-straight New Year's Six bowl appearance with a berth in the 2017 PlayStation Fiesta Bowl, following a bid to the 2017 Rose Bowl presented by Northwestern Mutual.
- It was the first time since 1985 (Orange) and 1986 (Fiesta) that the Nittany Lions played in New Year's Six bowls in back-to-back years.

COLLINS GOING INTO THE HALL

- Penn State national award winner and first-team All-America QB Kerry Collins has been elected to the College Football Hall of Fame as part of the 2018 class.
- Collins will be inducted to the Hall of Fame December 4, 2018 at the 61st National Football Foundation (NFF) Annual Awards Dinner in New York City. Collins and the other inductees will also be recognized at their respective collegiate institutions with NFF Hall of Fame On-Campus Salutes, presented by Fidelity Investments, during the fall.
- Collins is the 25th member of the Penn State football family to be elected to the College Hall of Fame.
- Linebacker Shane Conlan was the most recent player inductee in 2014, while former Nittany Lion player Bill Bowes was enshrined into the Hall of Fame as the University of New Hampshire head coach in 2016.
- Collins helped Penn State post a 40-9 record from 1991-94 and was instrumental in the Nittany Lions earning a 22-2 overall mark (14-2 conference) during their first two years in the Big Ten Conference, posting records of 10-2 in 1993 and 12-0 in 1994.
- The recipient of the 1994 Maxwell Award as the National Player of the Year, he helped the Nittany Lions win three New Year's Day bowl games: the 1992 Fiesta, 1994 Citrus and 1995 Rose Bowls.

COLLEGE HALL OF FAME NOMINEES

- First-team All-Americans Bobby Engram, Jeff Hartings and Steve Wisniewski have been selected as a part of the national ballot for the National Football Foundation's College Hall of Fame's Class of 2019.
- A total of 76 players and six coaches from FBS are on the 2019 ballot.
- The trio of standouts who were instrumental in helping Penn State post undefeated and championship seasons have an opportunity to join 19 former Nittany Lion players and five Penn State coaches who have been inducted into the Hall. Engram and Hartings are appearing on the ballot for the first time.
- Also on the ballot is former Nittany Lion student-athlete Glenn Killinger, who is among the candidates for the divisional coach Class of 2019. Killinger was inducted into the Hall of Fame as a player in 1966.
- Quarterback Kerry Collins will be inducted into the Hall of Fame in December, joining the likes of Shane Conlan, Curt Warner and Lydell Mitchell.
- The announcement of the 2019 Class will be made Monday, Jan. 7, 2019, in Santa Clara, California. The city is serving as the host for the CFP National Championship, which will be played later that day at Levi's Stadium.
- Engram helped Penn State to a 42-7 record during his career (1991, 1993-95), including a 19-5 record in Big Ten play. The recipient of the inaugural Biletnikoff Award in 1994 as the nation's top receiver, he helped Penn State to four bowl wins during his time in Happy Valley, including the 1995 Rose Bowl and 1992 Fiesta Bowl. In addition, Engram was selected as the MVP of the 1996 Outback Bowl and the 1993 Citrus Bowl (offensive MVP).
- Hartings excelled on the field and in the classroom for the Nittany Lions, claiming first-team CoSIDA Academic All-America honors and six first-team All-America accolades during his career. In 1995, he was an NFF Hall of Fame Scholar-Athlete team honoree and Rotary Lombardi Trophy semifinalist. The native of St. Henry, Ohio was the keystone of the offensive line that helped the 1994 offense break 14 school season records and seven Big Ten season marks.
- Wisniewski was a three-year starter at guard for the Nittany Lions who would go on to become an All-Pro lineman in the NFL. He was one of two sophomores to start on the 1986 National Championship team and he opened holes for two first-team All-America running backs, Blair Thomas (1987) and D.J. Dozier (1986). One of just four Penn State offensive linemen to earn a pair of first-team All-America honors, he was recognized in 1988 by the American Football Coaches (AFCA) and repeated All-America accolades from Sporting News. A 1988 team captain, Wisniewski is one of just two offensive linemen to earn Penn State's team MVP honor since its creation in 1978.

UPCOMING GAME THEMES

- Visit GoPSUsports.com or call 1-800-NITTANY for more information.

9/15 - BLUE BAND JAM; ALL-UNIVERSITY DAY; COMMUNITY HEROES RECOGNITION; SCOUT JAMBOREE (KENT STATE)

- The Penn State Blue Band and Penn State Athletics will host the Fifth Annual "Blue Band Jam" prior to the Kent State home game. A select number of high school bands will perform at the Bryce Jordan Center alongside the Blue Band prior to the game. The event is free and open to the public.
- The annual All-University Day promotion will include involvement of student representatives during halftime.
- All Community Heroes -- Police, Fire, and EMS Departments -- are eligible for a special ticket package.
- All Boy Scouts, Cub Scouts and Girl Scouts are invited to attend our annual Scout Celebration. Prior to the game, all Scouts are invited to attend the Nittany Jamboree at Medlar Field -- a pre-game fair with Scout-related activities.

9/29 - PENN STATE WHITE OUT (OHIO STATE)

- All fans are encouraged to sport white attire to ensure a Penn State White Out for the clash.
- A Nittany Lion fan favorite, the 2018 Official Penn State White Out T-shirt was again a joint project between Penn State University and Nike.

10/13 - HOMECOMING; VARSITY 'S' DAY; PENN STATE STRIPE OUT; FACULTY & STAFF DAY; CELEBRATE AGRICULTURE (MICHIGAN STATE)

- This year will be the Fourth Annual Stripe Out. Each section will be coordinated in either all blue or white clothing to create a stripe effect in Beaver Stadium.
- The game will be a student section White Out.
- The Alumni Blue Band will be featured as they join the Blue Band performance at halftime of the Homecoming clash with Michigan State. The Homecoming court will parade onto the field and the 2018-19 Guide State Forward award winners will be announced during halftime. The annual Homecoming Parade will be held on campus and downtown State College on Friday night, October 12.
- The College of Agricultural Sciences will be celebrating the origins of Penn State as the Farmers High School of Pennsylvania by Celebrating Agriculture before and after the game.

10/27 - MILITARY APPRECIATION DAY; SEATS FOR SERVICEMEMBERS (IOWA)

- Penn State will honor the men and women who have bravely served our country by dedicating a game to them against Big Ten opponent Iowa.
- Fans are encouraged to purchase tickets to be donated to military members and their families through the "Seats for Servicemembers" program. ROTC elite, active duty, Wounded Warriors, and Veterans, and military families will be honored during the game.

11/10 - THON DAY (WISCONSIN)

- The Penn State student section ribbon will turn yellow to celebrate THON, the largest student-run philanthropy in the world.
- THON has raised more than \$147,000,000 in its history to benefit the Four Diamonds Fund.

11/24 - SENIOR DAY; PENN STATE PARENTS & FAMILIES TAILGATE; EDUCATOR APPRECIATION (MARYLAND)

- The Nittany Lion seniors will be introduced for the final time in front of the Beaver Stadium faithful.
- All Penn State parents and families are invited to Happy Valley to drop off their students after the Thanksgiving break and stay to attend the last home game of the year. All Penn State parents and families are eligible to purchase a special ticket package, which will include a pre-game tailgate inside Pegula Ice Arena.
- Educators across the state are eligible for a discounted ticket package to attend the game. To nominate an Educator from your hometown to be recognized as an Educator of the Year this season, for their dedication and service to your local community and school district, please visit GoPSUsports.com.

20 2018 PENN STATE FOOTBALL

DEPTH CHART

OFFENSE

Wide Receiver

| | | |
|----|--------------------|---------------------|
| 84 | Juwan Johnson | (6-4, 225, Sr./Jr.) |
| 81 | Cam Sullivan-Brown | (6-0, 188, So./Fr.) |
| 86 | Daniel George | (6-2, 220, Fr./Fr.) |

Tight End

| | | |
|----|------------------|-------------------------------|
| 18 | Jonathan Holland | (6-4, 252, Sr./Jr.) OR |
| 80 | Danny Dalton | (6-4, 247, Jr./So.) |
| 87 | Pat Freiermuth | (6-5, 258, Fr./Fr.) |
| 83 | Nick Bowers | (6-4, 260, Sr./Jr.) |

Left Tackle

| | | |
|----|----------------|---------------------|
| 52 | Ryan Bates | (6-4, 302, Sr./Jr.) |
| 75 | Des Holmes | (6-5, 322, So./Fr.) |
| 53 | Rasheed Walker | (6-6, 308, Fr./Fr.) |

Left Guard

| | | |
|----|-----------------|---------------------|
| 74 | Steven Gonzalez | (6-4, 325, Sr./Jr.) |
| 73 | Mike Miranda | (6-3, 298, So./Fr.) |
| 72 | Bryce Effner | (6-5, 272, Fr./Fr.) |

Center

| | | |
|----|---------------|---------------------|
| 62 | Michal Menet | (6-4, 298, Jr./So.) |
| 64 | Zach Simpson | (6-3, 290, Sr./Jr.) |
| 70 | Juice Scruggs | (6-3, 278, Fr./Fr.) |

Right Guard

| | | |
|----|-----------------|---------------------|
| 66 | Connor McGovern | (6-5, 323, Jr./Jr.) |
| 69 | C.J. Thorpe | (6-3, 328, So./Fr.) |
| 79 | Charlie Shuman | (6-8, 324, Gr./Sr.) |

Right Tackle

| | | |
|----|------------------|---------------------|
| 71 | Will Fries | (6-6, 306, Jr./So.) |
| 77 | Chasz Wright | (6-7, 353, Gr./Sr.) |
| 51 | Alex Gellerstedt | (6-6, 311, Jr./So.) |

Wide Receiver

| | | |
|----|-------------------|-------------------------------|
| 10 | Brandon Polk | (5-9, 179, Sr./Jr.) OR |
| 3 | DeAndre Thompkins | (5-11, 188, Gr./Sr.) |
| 85 | Isaac Lutz | (5-11, 186, Jr./So.) |

Wide Receiver

| | | |
|----|------------------|----------------------|
| 1 | KJ Hamler | (5-9, 173, So./Fr.) |
| 12 | Mac Hippenhammer | (5-11, 177, So./Fr.) |
| 5 | Jahan Dotson | (5-11, 169, Fr./Fr.) |

Quarterback

| | | |
|----|----------------|---------------------|
| 9 | Trace McSorley | (6-0, 201, Gr./Sr.) |
| 2 | Tommy Stevens | (6-5, 240, Sr./Jr.) |
| 14 | Sean Clifford | (6-2, 219, So./Fr.) |

Running Back

| | | |
|----|---------------|-------------------------------|
| 24 | Miles Sanders | (5-11, 215, Jr./Jr.) |
| 8 | Mark Allen | (5-6, 184, Gr./Sr.) OR |
| 4 | Ricky Slade | (5-9, 198, Fr./Fr.) |

Lion

| | | |
|---|---------------|---------------------|
| 2 | Tommy Stevens | (6-5, 240, Sr./Jr.) |
|---|---------------|---------------------|

DEFENSE

Defensive End

| | | |
|----|----------------|---------------------|
| 48 | Shareef Miller | (6-5, 260, Sr./Jr.) |
| 49 | Daniel Joseph | (6-3, 253, Jr./So.) |
| 46 | Nick Tarburton | (6-3, 246, Fr./Fr.) |

Defensive Tackle

| | | |
|----|----------------|---------------------|
| 30 | Kevin Givens | (6-1, 285, Sr./Jr.) |
| 53 | Fred Hansard | (6-3, 316, So./Fr.) |
| 42 | Ellison Jordan | (6-0, 291, Jr./So.) |

Defensive Tackle

| | | |
|----|-----------------|---------------------|
| 54 | Robert Windsor | (6-4, 295, Sr./Jr.) |
| 55 | Antonio Shelton | (6-2, 310, Jr./So.) |
| 93 | PJ Mustipher | (6-4, 300, Fr./Fr.) |

Defensive End

| | | |
|----|-------------------|---------------------|
| 99 | Yetur Gross-Matos | (6-5, 259, So./So.) |
| 18 | Shaka Toney | (6-3, 241, Jr./So.) |
| 46 | Nick Tarburton | (6-3, 246, Fr./Fr.) |

Outside Linebacker

| | | |
|----|---------------|---------------------|
| 7 | Koa Farmer | (6-1, 230, Gr./Sr.) |
| 11 | Micah Parsons | (6-3, 240, Fr./Fr.) |
| 33 | Jake Cooper | (6-1, 234, Sr./Sr.) |

Middle Linebacker

| | | |
|----|--------------|---------------------|
| 36 | Jan Johnson | (6-2, 234, Gr./Jr.) |
| 13 | Ellis Brooks | (6-1, 235, So./Fr.) |
| 40 | Jesse Luketa | (6-3, 236, Fr./Fr.) |

Outside Linebacker

| | | |
|----|----------------|---------------------|
| 6 | Cam Brown | (6-5, 223, Jr./Jr.) |
| 9 | Jarvis Miller | (6-2, 223, Sr./Jr.) |
| 41 | Dae'Lun Darien | (6-4, 223, Jr./So.) |

Cornerback

| | | |
|----|-----------------|----------------------|
| 21 | Amani Oruwareye | (6-1, 203, Gr./Sr.) |
| 2 | Donovan Johnson | (5-9, 182, So./Fr.) |
| 14 | Zech McPhearson | (5-11, 188, Jr./So.) |

Safety

| | | |
|----|---------------------|----------------------|
| 17 | Garrett Taylor | (6-0, 203, Sr./Jr.) |
| 38 | Lamont Wade | (5-9, 194, So./So.) |
| 26 | Jonathan Sutherland | (5-11, 201, So./Fr.) |

Safety

| | | |
|----|---------------------|----------------------|
| 4 | Nick Scott | (5-11, 200, Gr./Sr.) |
| 23 | Ayron Monroe | (5-11, 206, Sr./Jr.) |
| 26 | Jonathan Sutherland | (5-11, 201, So./Fr.) |

Cornerback

| | | |
|----|---------------------|----------------------|
| 29 | John Reid | (5-10, 180, Sr./Jr.) |
| 5 | Tariq Castro-Fields | (6-0, 186, So./So.) |
| 14 | Zech McPhearson | (5-11, 188, Jr./So.) |

Star

| | | |
|----|-----------------|----------------------|
| 29 | John Reid | (5-10, 180, Sr./Jr.) |
| 2 | Donovan Johnson | (5-9, 182, So./Fr.) |
| 38 | Lamont Wade | (5-9, 194, So./So.) |

SPECIAL TEAMS

Punter

| | | |
|----|----------------|----------------------|
| 93 | Blake Gillikin | (6-2, 192, Jr./Jr.) |
| 49 | Cade Pollard | (5-11, 207, Fr./Fr.) |
| 95 | Vlad Hilling | (5-10, 217, Fr./Fr.) |

Kicker (Field Goal)

| | | |
|----|--------------|-------------------------------|
| 92 | Jake Pinegar | (6-2, 197, Fr./Fr.) |
| 99 | Justin Tobin | (6-2, 191, Jr./So.) OR |
| 95 | Vlad Hilling | (5-10, 217, Fr./Fr.) |

Kicker (Kickoff)

| | | |
|----|--------------|----------------------|
| 90 | Rafael Checa | (6-2, 205, Fr./Fr.) |
| 92 | Jake Pinegar | (6-2, 197, Fr./Fr.) |
| 95 | Vlad Hilling | (5-10, 217, Fr./Fr.) |

Holder

| | | |
|----|-----------------|---------------------|
| 93 | Blake Gillikin | (6-2, 192, Jr./Jr.) |
| 15 | Michael Shuster | (6-2, 209, Jr./So.) |
| 36 | Jan Johnson | (6-2, 234, Gr./Jr.) |

Long Snapper

| | | |
|----|--------------|---------------------|
| 96 | Kyle Vasey | (6-2, 231, 5th/Sr.) |
| 91 | Chris Stoll | (6-2, 257, So./Fr.) |
| 94 | Joe Calcagno | (6-0, 242, So./Fr.) |

Kickoff Returners

| | | |
|----|---------------|----------------------|
| 1 | KJ Hamler | (5-9, 173, So./Fr.) |
| 32 | Journey Brown | (5-11, 205, So./Fr.) |
| 4 | Ricky Slade | (5-9, 198, Fr./Fr.) |

Punt Returners

| | | |
|----|-------------------|-------------------------------|
| 3 | DeAndre Thompkins | (5-11, 188, Gr./Sr.) |
| 1 | KJ Hamler | (5-9, 173, So./Fr.) OR |
| 29 | John Reid | (5-10, 180, Sr./Jr.) |

PRONUNCIATIONS

| | | |
|----------------------|-------|---------------------------|
| Joe Calcagno | | CAL-kag-no |
| Tariq Castro-Fields | | TUH-reek Castro-Fields |
| Rafael Checa | | ra-fye-ell check-uh |
| Dae'Lun Darien | | DAY-lawn Darien |
| Jahan Dotson | | JUH-han DOT-son |
| Brelin Faison-Walden | | BREY-lynn FACE-in Walden |
| Koa Farmer | | CO-uh Farmer |
| Pat Freiermuth | | Pat fryer-muth |
| Will Fries | | Will FRY-z |
| Yetur Gross-Matos | | YEE-tore Gross-Mah-tose |
| Fred Hansard | | Hann-SARD |
| Drew Hartlaub | | Drew heart-lob |
| Aeneas Hawkins | | ah-knee-iss HAWK-ins |
| Alex Hoenstine | | Alex hoe-en-styne |
| Charlie Katshir | | Charlie catch-sure |
| Zack Kuntz | | Zack KOON-ts |
| Will Levis | | Will lev-iss |
| Jesse Luketa | | Jesse LUKE-ket-uh |
| Zech McPhearson | | Zack McPhearson |
| Michal Menet | | Michael men-NET |
| Ayron Monroe | | AIR-en Monroe |
| Amani Oruwareye | | UH-monn-E O-rue-waar-ee-A |
| Jayson Oweh | | Jason Oh-way |
| Jake Pinegar | | Jake pin-ah-grrr |
| Dan/Kyle Vasey | | Dan/Kyle VAY-see |
| Chris Welde | | Chris WELL-dee |

Coaches

| | | |
|---------------|-------|----------------|
| Phil Galiano | | gail-lee-on-no |
| Ricky Rahne | | Ricky Ronnie |
| JaJuan Seider | | JAY-juan cider |

ASSISTANT COACHES



Brent Pry
Defensive Coord./
LBs
Field



Ricky Rahne
Offensive Coord./
QBs
Booth



Phil Galiano
Special Teams Coord./
Asst. DL
Field



Tim Banks
Co-Def. Coord./
Safeties
Booth



Tyler Bowen
Tight Ends
Field



David Corley
Wide Receivers
Field



Matt Limegrover
Run Game Coord./
OL
Field



JaJuan Seider
Running Backs
Field



Terry M. Smith
Asst. Head Coach/
CBs
Field



Sean Spencer
Assoc. Head Coach/
Run Game Coord./DL
Field

NUMERICAL ROSTER (1-50)

| NO. | NAME | POS. | CL./EL. | HT. | WT. | HIGH SCHOOL/COACH | HOMETOWN |
|-----|------------------------|------|---------|------|-----|--|---------------------------|
| 1 | Hamler, KJ | WR | So./Fr. | 5-9 | 173 | IMG Academy (Fla.)/Kevin Wright | Pontiac, Mich. |
| 2 | Humphries, Isaiah | S | Fr./Fr. | 6-0 | 187 | Sachse/Red Behrens | Rowlett, Texas |
| 2 | Johnson, Donovan | CB | So./Fr. | 5-9 | 182 | Cass Tech/Thomas Wilcher | Detroit, Mich. |
| 2 | Stevens, Tommy * | QB | Sr./Jr. | 6-5 | 240 | Decatur Central/Justin Dixon | Indianapolis, Ind. |
| 3 | Thompkins, DeAndre *** | WR | Gr./Sr. | 5-11 | 188 | Swansboro/Tim Laspada | Hubert, N.C. |
| 4 | Scott, Nick *** | S | Gr./Sr. | 5-11 | 200 | Fairfax/Kevin Simonds | Fairfax, Va. |
| 4 | Slade, Ricky | RB | Fr./Fr. | 5-9 | 198 | C.D. Hylton/Tony Lilly | Woodbridge, Va. |
| 5 | Castro-Fields, Tariq * | CB | So./So. | 6-0 | 186 | Riverdale Baptist School/Caesar Nettles | Upper Marlboro, Md. |
| 5 | Dotson, Jahan | WR | Fr./Fr. | 5-11 | 169 | Nazareth Area/Tom Falzone | Nazareth, Pa. |
| 6 | Brown, Cam ** | LB | Jr./Jr. | 6-5 | 223 | The Bullis School/Patrick Cilento | Burtonsville, Md. |
| 6 | Shorter, Justin | WR | Fr./Fr. | 6-4 | 226 | South Brunswick/Joe Goerge | Monmouth Junction, N.J. |
| 7 | Farmer, Koa *** | LB | Gr./Sr. | 6-1 | 230 | Notre Dame/Kevin Rooney | Lake View Terrace, Calif. |
| 8 | Allen, Mark * | RB | Gr./Sr. | 5-6 | 184 | DeMatha/Elijah Brooks | Hyattsville, Md. |
| 9 | McSorley, Trace *** | QB | Gr./Sr. | 6-0 | 201 | Briar Woods/Charlie Pierce | Ashburn, Va. |
| 9 | Miller, Jarvis ** | LB | Sr./Jr. | 6-2 | 223 | Windsor Locks/Suffield/East Granby/Jason Qua | Suffield, Conn. |
| 10 | Polk, Brandon ** | WR | Sr./Jr. | 5-9 | 179 | Briar Woods/Charlie Pierce | Ashburn, Va. |
| 11 | Parsons, Micah | LB | Fr./Fr. | 6-3 | 240 | Harrisburg/Calvin Everett | Harrisburg, Pa. |
| 12 | Hippenhammer, Mac | WR | So./Fr. | 5-11 | 177 | R. Nelson Snider/Kurt Tippmann | Fort Wayne, Ind. |
| 13 | Brooks, Ellis | LB | So./Fr. | 6-1 | 233 | Benedictine College Prep/Greg Lilly | Mechanicsville, Va. |
| 13 | Kline, Grayson | QB | Fr./Fr. | 6-5 | 219 | Warwick/Bob Locker | Sinking Spring, Pa. |
| 14 | Clifford, Sean | QB | So./Fr. | 6-2 | 219 | St. Xavier/Steve Specht | Cincinnati, Ohio |
| 14 | McPhearson, Zech * | CB | Jr./So. | 5-11 | 188 | Riverdale Baptist School/Caesar Nettles | Columbia, Md. |
| 15 | Shuster, Michael | QB | Jr./So. | 6-2 | 209 | Camp Hill/Frank Gay | Camp Hill, Pa. |
| 16 | Petrisen, John | S | Sr./Jr. | 6-0 | 206 | Pittsburgh Central Catholic/Terry Totten | Lower Burrell, Pa. |
| 17 | Levis, Will | QB | Fr./Fr. | 6-3 | 226 | Xavier/Andy Guyon | Madison, Conn. |
| 17 | Taylor, Garrett ** | S | Sr./Jr. | 6-0 | 203 | St. Christopher's/Lance Clelland | Richmond, Va. |
| 18 | Holland, Jonathan ** | TE/H | Sr./Jr. | 6-4 | 252 | The Bullis School/Patrick Cilento | Brandywine, Md. |
| 18 | Toney, Shaka * | DE | Jr./So. | 6-3 | 241 | Imhotep Charter/Albie Crosby | Philadelphia, Pa. |
| 19 | Gordon, Trent | CB | Fr./Fr. | 5-11 | 184 | Manvel/Kirk Martin | Spring, Texas |
| 20 | Butler, Jabari | CB | Sr./Jr. | 5-11 | 186 | Abilene Christian University/Ken Collums | Potomac, Md. |
| 20 | Thomas, Johnathan * | RB | Gr./Sr. | 5-11 | 218 | St. John's Prep/Jim O'Leary | Peabody, Mass. |
| 21 | Oruwariye, Amani *** | CB | Gr./Sr. | 6-1 | 203 | Gaither/Jason Stokes | Tampa, Fla. |
| 23 | Monroe, Ayron ** | S | Sr./Jr. | 5-11 | 206 | St. John's College H.S./Joe Patterson | Largo, Md. |
| 24 | Brown, DJ | CB | So./Fr. | 5-10 | 177 | Creekside/Will Rogers | College Park, Ga. |
| 24 | Sanders, Miles ** | RB | Jr./Jr. | 5-11 | 215 | Woodland Hills/George Novak | Pittsburgh, Pa. |
| 25 | Faison-Walden, Brelin | LB | So./Fr. | 6-1 | 207 | Grimsley/Darrel Brown | Greensboro, N.C. |
| 26 | Sutherland, Jonathan | S | So./Fr. | 5-11 | 201 | Episcopal (Va.)/Panos Voulgaris | Ottawa, Ont. |
| 27 | Hawkins, Aeneas | DT | Fr./Fr. | 6-2 | 285 | Moeller/John Rodenberg | Cincinnati, Ohio |
| 27 | Romano, Cody | S | Fr./Fr. | 6-2 | 207 | Blair Academy/Jim Saylor | Newton, N.J. |
| 28 | Oweh, Jayson | DE | Fr./Fr. | 6-5 | 247 | Blair Academy/Jim Saylor | Howell, N.J. |
| 29 | Fessler, Henry | WR | Fr./Fr. | 5-10 | 170 | Cathedral Prep/Mike Mischler | Erie, Pa. |
| 29 | Reid, John ** | CB | Sr./Jr. | 5-10 | 180 | St. Joseph's Prep (Pa.)/Gabe Infante | Mount Laurel, N.J. |
| 30 | Givens, Kevin ** | DT | Sr./Jr. | 6-1 | 285 | Altoona Area/John Franco | Altoona, Pa. |
| 31 | Welde, Christopher | CB | Sr./Jr. | 5-7 | 170 | Council Rock North/Adam Collachi | Newtown, Pa. |
| 32 | Brown, Journey | RB | So./Fr. | 5-11 | 205 | Meadville/Ray Collins | Meadville, Pa. |
| 32 | Kennedy, Ryan | S | Fr./Fr. | 6-0 | 182 | Mission Viejo/Bob Johnson | Mission Viejo, Calif. |
| 33 | Cooper, Jake *** | LB | Sr./Sr. | 6-1 | 234 | Archbishop Wood/Steve Devlin | Doylestown, Pa. |
| 33 | Holmes, C.J. | RB | So./So. | 6-0 | 215 | Notre Dame/Brian Kelly | Hamden, Conn. |
| 34 | Simmons, Shane * | DE | Jr./So. | 6-3 | 250 | DeMatha/Elijah Brooks | Laurel, Md. |
| 35 | Neff, Justin | S | So./Fr. | 6-1 | 193 | Central Mountain/James Renninger | Mill Hall, Pa. |
| 36 | Johnson, Jan | LB | Gr./Jr. | 6-2 | 234 | Governor Mifflin/Dominic Vecchio | Mohnton, Pa. |
| 37 | Hartlaub, Drew | S | So./Fr. | 5-11 | 179 | South Western/Chris Heilman | Hanover, Pa. |
| 38 | Wade, Lamont * | S | So./So. | 5-9 | 194 | Clairton/Wayne Wade | Clairton, Pa. |
| 39 | Di Leo, Frank | LB | Sr./Jr. | 5-9 | 225 | Saint Ignatius College Prep/John O'Connor | Elmhurst, Ill. |
| 40 | Eury, Nick | RB | Jr./So. | 5-9 | 204 | Lake-Lehman/Jerry Gilsky | Shavertown, Pa. |
| 40 | Luketa, Jesse | LB | Fr./Fr. | 6-3 | 236 | Mercyhurst Prep (Pa.)/Jeff Root | Ottawa, Ont. |
| 41 | Arcangelo, Joe | TE/H | Sr./Jr. | 6-4 | 259 | Abington Heights/Joe Repshis | Clarks Summit, Pa. |
| 41 | Darien, Dae'Lun * | LB | Jr./So. | 6-4 | 223 | Dunbar/Lawrence Smith | Baltimore, Md. |
| 42 | Jordan, Ellison * | DT | Jr./So. | 6-0 | 291 | Gilman School/Biff Poggi | Upper Marlboro, Md. |
| 45 | DuMond, Joe | DE | Jr./So. | 5-11 | 249 | St. Joseph's Prep/Gabe Infante | Philadelphia, Pa. |
| 45 | Katshir, Charlie | LB | Fr./Fr. | 6-3 | 220 | Cumberland Valley/Michael Whitehead | Camp Hill, Pa. |
| 46 | Tarburton, Nick | DE | Fr./Fr. | 6-3 | 246 | Pennridge/Jeff Hollenbach | Green Lane, Pa. |
| 48 | Miller, Shareef ** | DE | Sr./Jr. | 6-5 | 260 | George Washington/Ronald Cohen | Philadelphia, Pa. |
| 49 | Joseph, Daniel | DE | Jr./So. | 6-3 | 253 | Lake Forest Academy (Ill.)/Robin Bowkett | Brampton, Ont. |
| 49 | Pollard, Cade | P | Fr./Fr. | 5-11 | 207 | Samuel V. Boerne Champion/Keith Kaiser | Boerne, Texas |
| 50 | Chizmar, Max | LB | So./Fr. | 6-2 | 222 | Mars Area/Scott Heinauer | Mars, Pa. |
| 50 | Knutsson, Will | OL | Fr./Fr. | 6-2 | 307 | McDonogh School/Dom Damico | Fredericksburg, Va. |

22 2018 PENN STATE FOOTBALL

NUMERICAL ROSTER (51-99)

| NO. | NAME | POS. | CL./EL. | HT. | WT. | HIGH SCHOOL/COACH | HOMETOWN |
|-----|----------------------|-------|---------|------|-----|---------------------------------------|----------------------|
| 51 | Gellerstedt, Alex * | OL | Jr./So. | 6-6 | 311 | Dublin Coffman/Mark Crabtree | Dublin, Ohio |
| 51 | Vranic, Jason | LB | 5th/Sr. | 6-0 | 224 | Erie C.C./Scott Pilkey | Wheatfield, N.Y. |
| 52 | Bates, Ryan ** | OL | Sr./Jr. | 6-4 | 302 | Archbishop Wood/Steve Devlin | Warrington, Pa. |
| 53 | Hansard, Fred | DT | So./Fr. | 6-3 | 316 | The Hun School/Todd Smith | Burlington, N.J. |
| 53 | Walker, Rasheed | OL | Fr./Fr. | 6-6 | 308 | North Point/Tom Petre | Waldorf, Md. |
| 54 | Windsor, Robert ** | DT | Sr./Jr. | 6-4 | 295 | Fond Du Lac/Mike Gnewuch | Fond Du Lac, Wis. |
| 55 | Shelton, Antonio | DT | Jr./So. | 6-2 | 310 | Westerville-North/Rodger Elander | Westerville, Ohio |
| 58 | Presta, Evan | DT | So./Fr. | 6-3 | 279 | Cathedral Prep/Mike Mischler | Erie, Pa. |
| 62 | Menet, Michal * | OL | Jr./So. | 6-4 | 298 | Exeter Township Senior/Matt Bauer | Birdsboro, Pa. |
| 63 | DeBoef, Collin | OL | Fr./Fr. | 6-5 | 255 | State College Area/Matt Lintal | State College, Pa. |
| 64 | Simpson, Zach ** | OL | Sr./Jr. | 6-3 | 290 | Holidaysburg Area/Homer DeLattre | Holidaysburg, Pa. |
| 66 | McGovern, Connor ** | OL | Jr./Jr. | 6-5 | 323 | Lake-Lehman/Jerry Gilsky | Larksville, Pa. |
| 68 | Kelly, Hunter | OL/DL | Jr./So. | 6-2 | 305 | Neshaminy/Steve Wilmot | Langhorne, Pa. |
| 69 | Thorpe, C.J. | OL | So./Fr. | 6-3 | 328 | Central Catholic/Terry Totten | Glenshaw, Pa. |
| 70 | Scruggs, Juice | OL | Fr./Fr. | 6-3 | 278 | Cathedral Prep (Pa.)/Michael Mischler | Ashtabula, Ohio |
| 71 | Fries, Will * | OL | Jr./So. | 6-6 | 306 | Cranford/Erik Rosenmeier | Cranford, N.J. |
| 72 | Effner, Bryce | OL | Fr./Fr. | 6-5 | 272 | Metea Valley/Ben Kleinhans | Aurora, Ill. |
| 73 | Miranda, Mike | OL | So./Fr. | 6-3 | 298 | Stow-Munroe Falls/Mark Nori | Stow, Ohio |
| 74 | Gonzalez, Steven ** | OL | Sr./Jr. | 6-4 | 325 | Union City/Wil Valdez | Union City, N.J. |
| 75 | Holmes, Des | OL | So./Fr. | 6-5 | 322 | Cardinal O'Hara/BJ Hogan | Norristown, Pa. |
| 76 | Jenkins, Sterling | OL | Sr./Jr. | 6-8 | 334 | Baldwin/Pete Wagner | Pittsburgh, Pa. |
| 77 | Wright, Chasz *** | OL | Gr./Sr. | 6-7 | 353 | Milford Academy/Bill Chaplick | Woodbridge, Va. |
| 79 | Shuman, Charlie | OL | Gr./Sr. | 6-8 | 324 | Pittsford Sutherland/Keith Molinich | Pittsford, N.Y. |
| 80 | Dalton, Danny | TE/H | Jr./So. | 6-4 | 247 | Marshfield/Lou Silva | Marshfield, Mass. |
| 80 | Weller, Justin | WR | So./Fr. | 6-0 | 192 | Wilson/Doug Dahms | Sinking Spring, Pa. |
| 81 | Sullivan-Brown, Cam | WR | So./Fr. | 6-0 | 188 | Saint Vincent Pallotti/Ian Thomas | Bowie, Md. |
| 82 | Kuntz, Zack | TE/H | Fr./Fr. | 6-7 | 235 | Camp Hill/Tim Bigelow | Camp Hill, Pa. |
| 82 | Shoop, Tyler | WR | Sr./Jr. | 5-11 | 183 | Father Ryan/Bruce Lussier | Nashville, Tenn. |
| 83 | Bowers, Nick | TE/H | Sr./Jr. | 6-4 | 260 | Kittanning Senior/Frank Fabian | Kittanning, Pa. |
| 83 | Hoerstine, Alex | WR | So./Fr. | 6-1 | 189 | Central/Dave Baker | East Freedom, Pa. |
| 84 | Johnson, Juwan ** | WR | Sr./Jr. | 6-4 | 225 | Glassboro/Mark Maccarone | Glassboro, N.J. |
| 85 | Lutz, Isaac | WR | Jr./So. | 5-11 | 186 | Berks Catholic/Rick Keeley | Reading, Pa. |
| 86 | George, Daniel | WR | Fr./Fr. | 6-2 | 220 | Oxon Hill/Craig Jefferies | Fort Washington, Md. |
| 87 | Freiermuth, Pat | TE/H | Fr./Fr. | 6-5 | 258 | Brooks School/Patrick Foley | Merrimac, Mass. |
| 88 | Chisena, Dan | WR | Sr./Jr. | 6-3 | 208 | Downingtown-East/Michael Matta | Downingtown, Pa. |
| 88 | Culpepper, Judge | DT | Fr./Fr. | 6-4 | 282 | H.B. Plant/Robert Weiner | Tampa, Fla. |
| 89 | Clark, Brandon | WR | Fr./Fr. | 6-4 | 195 | State College Area/Matt Lintal | State College, Pa. |
| 89 | Maxwell, Colton | WR | Jr./So. | 6-0 | 185 | Northampton/Mark Scisly | Northampton, Pa. |
| 90 | Barber, Damion | DT | So./Fr. | 6-3 | 283 | Harrisburg/Calvin Everett | Harrisburg, Pa. |
| 90 | Checa, Rafael | K | Fr./Fr. | 6-2 | 205 | St. John's College H.S./Joe Casamento | Chevy Chase, Md. |
| 91 | Stoll, Chris | SN | So./Fr. | 6-2 | 257 | St. Francis DeSales/Ryan Wiggins | Westerville, Ohio |
| 92 | Pinegar, Jake | K | Fr./Fr. | 6-2 | 197 | Ankeny Centennial/Jerry Pezzetti | Ankeny, Iowa |
| 93 | Gillikin, Blake ** | P/K | Jr./Jr. | 6-2 | 192 | The Westminster Schools/Gerry Romberg | Smyrna, Ga. |
| 93 | Mustipher, PJ | DT | Fr./Fr. | 6-4 | 300 | McDonogh School/Dom Damico | Owings Mills, Md. |
| 94 | Calcagno, Joe | SN | So./Fr. | 6-0 | 242 | Fenwick/Gene Nudo | Elmhurst, Ill. |
| 95 | Dix, Donnell | DE | Sr./Sr. | 5-10 | 226 | Wicomico/Patrick McGlinchey | Salisbury, Md. |
| 95 | Hilling, Vlad | K | Fr./Fr. | 5-10 | 217 | Holidaysburg/Homer Delatre | Holidaysburg, Pa. |
| 96 | Aloni, Matt | SN | Fr./Fr. | 6-1 | 247 | Plainedge/Rob Shaver | Farmingdale, N.Y. |
| 96 | Vasey, Kyle * | SN | 5th/Sr. | 6-2 | 231 | Wallenpaupack/Mark Watson | Lackawaxen, Pa. |
| 97 | Landis, Carson | K/P | So./Fr. | 6-2 | 195 | Emmaus/Harold Fairclough | Macungie, Pa. |
| 98 | Cahill, Kevin | SN | Fr./Fr. | 6-3 | 212 | Summit/Kevin Kostibos | Summit, N.J. |
| 98 | Vasey, Dan | DL/SN | So./Fr. | 6-4 | 242 | Wallenpaupack/Mark Watson | Lackawaxen, Pa. |
| 99 | Gross-Matos, Yetur * | DE | So./So. | 6-5 | 259 | Chancellor/Bob Oliver | Spotsylvania, Va. |
| 99 | Tobin, Justin | K | Jr./So. | 6-2 | 191 | Neshaminy/-- | Langhorne, Pa. |

* - Letters won

^ - 5th-year senior

ALPHABETICAL ROSTER (A-K)

| NO. | NAME | POS. | CL./EL. | HT. | WT. | HIGH SCHOOL/COACH | HOMETOWN |
|-----|------------------------|-------|---------|------|-----|---|---------------------------|
| 8 | Allen, Mark * | RB | Gr./Sr. | 5-6 | 184 | DeMatha/Elijah Brooks | Hyattsville, Md. |
| 96 | Aloni, Matt | SB | Fr./Fr. | 6-1 | 247 | Plainedge/Rob Shaver | Farmingdale, N.Y. |
| 41 | Arcangelo, Joe | TE/H | Sr./Jr. | 6-4 | 259 | Abington Heights/Joe Repshis | Clarks Summit, Pa. |
| 90 | Barber, Damion | DT | So./Fr. | 6-3 | 283 | Harrisburg/Calvin Everett | Harrisburg, Pa. |
| 52 | Bates, Ryan ** | OL | Sr./Jr. | 6-4 | 302 | Archbishop Wood/Steve Devlin | Warrington, Pa. |
| 83 | Bowers, Nick | TE/H | Sr./Jr. | 6-4 | 260 | Kittanning Senior/Frank Fabian | Kittanning, Pa. |
| 13 | Brooks, Ellis | LB | So./Fr. | 6-1 | 233 | Benedictine College Prep/Greg Lilly | Mechanicsville, Va. |
| 6 | Brown, Cam ** | LB | Jr./Jr. | 6-5 | 223 | The Bullis School/Patrick Cilento | Burtonsville, Md. |
| 24 | Brown, DJ | CB | So./Fr. | 5-10 | 177 | Creekside/Will Rogers | College Park, Ga. |
| 32 | Brown, Journey | RB | So./Fr. | 5-11 | 205 | Meadville/Ray Collins | Meadville, Pa. |
| 20 | Butler, Jabari | CB | Sr./Jr. | 5-11 | 186 | Abilene Christian University/Ken Collums | Potomac, Md. |
| 98 | Cahill, Kevin | SN | Fr./Fr. | 6-3 | 212 | Summit/Kevin Kostibos | Summit, N.J. |
| 94 | Calcagno, Joe | SN | So./Fr. | 6-0 | 242 | Fenwick/Gene Nudo | Elmhurst, Ill. |
| 5 | Castro-Fields, Tariq * | CB | So./So. | 6-0 | 186 | Riverdale Baptist School/Caesar Nettles | Upper Marlboro, Md. |
| 90 | Checa, Rafael | K | Fr./Fr. | 6-2 | 205 | St. John's College H.S./Joe Casamento | Chevy Chase, Md. |
| 88 | Chisena, Dan | WR | Sr./Jr. | 6-3 | 208 | Downingtown-East/Michael Matta | Downingtown, Pa. |
| 50 | Chizmar, Max | LB | So./Fr. | 6-2 | 222 | Mars Area/Scott Heinauer | Mars, Pa. |
| 89 | Clark, Brandon | WR | Fr./Fr. | 6-4 | 195 | State College Area/Matt Lintal | State College, Pa. |
| 14 | Clifford, Sean | QB | So./Fr. | 6-2 | 219 | St. Xavier/Steve Specht | Cincinnati, Ohio |
| 33 | Cooper, Jake *** | LB | Sr./Sr. | 6-1 | 234 | Archbishop Wood/Steve Devlin | Doylestown, Pa. |
| 88 | Culpepper, Judge | DT | Fr./Fr. | 6-4 | 282 | H.B. Plant/Robert Weiner | Tampa, Fla. |
| 80 | Dalton, Danny | TE/H | Jr./So. | 6-4 | 247 | Marshfield/Lou Silva | Marshfield, Mass. |
| 41 | Darien, Dae'Lun * | LB | Jr./So. | 6-4 | 223 | Dunbar/Lawrence Smith | Baltimore, Md. |
| 63 | DeBoef, Collin | OL | Fr./Fr. | 6-5 | 255 | State College Area/Matt Lintal | State College, Pa. |
| 39 | Di Leo, Frank | LB | Sr./Jr. | 5-9 | 225 | Saint Ignatius College Prep/John O'Connor | Elmhurst, Ill. |
| 95 | Dix, Donnell | DE | Sr./Sr. | 5-10 | 226 | Wicomico/Patrick McGlinchey | Salisbury, Md. |
| 5 | Dotson, Jahan | WR | Fr./Fr. | 5-11 | 169 | Nazareth Area/Tom Falzone | Nazareth, Pa. |
| 45 | DuMond, Joe | DE | Jr./So. | 5-11 | 249 | St. Joseph's Prep/Gabe Infante | Philadelphia, Pa. |
| 72 | Effner, Bryce | OL | Fr./Fr. | 6-5 | 272 | Metea Valley/Ben Kleinhans | Aurora, Ill. |
| 40 | Eury, Nick | RB | Jr./So. | 5-9 | 204 | Lake-Lehman/Jerry Gilsky | Shavertown, Pa. |
| 25 | Faison-Walden, Brelan | LB | So./Fr. | 6-1 | 207 | Grimsley/Darrel Brown | Greensboro, N.C. |
| 7 | Farmer, Koa *** | LB | Gr./Sr. | 6-1 | 230 | Notre Dame/Kevin Rooney | Lake View Terrace, Calif. |
| 29 | Fessler, Henry | WR | Fr./Fr. | 5-10 | 170 | Cathedral Prep/Mike Mischler | Erie, Pa. |
| 87 | Freiermuth, Pat | TE/H | Fr./Fr. | 6-5 | 258 | Brooks School/Patrick Foley | Merrimac, Mass. |
| 71 | Fries, Will * | OL | Jr./So. | 6-6 | 306 | Cranford/Erik Rosenmeier | Cranford, N.J. |
| 51 | Gellerstedt, Alex * | OL | Jr./So. | 6-6 | 311 | Dublin Coffman/Mark Crabtree | Dublin, Ohio |
| 86 | George, Daniel | WR | Fr./Fr. | 6-2 | 220 | Oxon Hill/Craig Jefferies | Fort Washington, Md. |
| 93 | Gillikin, Blake ** | P/K | Jr./Jr. | 6-2 | 192 | The Westminster Schools/Gerry Romberg | Smyrna, Ga. |
| 30 | Givens, Kevin ** | DT | Sr./Jr. | 6-1 | 285 | Altoona Area/John Franco | Altoona, Pa. |
| 74 | Gonzalez, Steven ** | OL | Sr./Jr. | 6-4 | 325 | Union City/Wil Valdez | Union City, N.J. |
| 19 | Gordon, Trent | CB | Fr./Fr. | 5-11 | 184 | Manvel/Kirk Martin | Spring, Texas |
| 99 | Gross-Matos, Yetur * | DE | So./So. | 6-5 | 259 | Chancellor/Bob Oliver | Spotsylvania, Va. |
| 1 | Hamler, KJ | WR | So./Fr. | 5-9 | 173 | IMG Academy (Fla.)/Kevin Wright | Pontiac, Mich. |
| 53 | Hansard, Fred | DT | So./Fr. | 6-3 | 316 | The Hun School/Todd Smith | Burlington, N.J. |
| 37 | Hartlaub, Drew | S | So./Fr. | 5-11 | 179 | South Western/Chris Heilman | Hanover, Pa. |
| 27 | Hawkins, Aeneas | DT | Fr./Fr. | 6-2 | 285 | Moeller/John Rodenberg | Cincinnati, Ohio |
| 95 | Hilling, Vlad | K | Fr./Fr. | 5-10 | 217 | Holidaysburg/Homer Delatre | Holidaysburg, Pa. |
| 12 | Hippenhammer, Mac | WR | So./Fr. | 5-11 | 177 | R. Nelson Snider/Kurt Tippmann | Fort Wayne, Ind. |
| 83 | Hoenstine, Alex | WR | So./Fr. | 6-1 | 189 | Central/Dave Baker | East Freedom, Pa. |
| 18 | Holland, Jonathan ** | TE/H | Sr./Jr. | 6-4 | 252 | The Bullis School/Patrick Cilento | Brandywine, Md. |
| 33 | Holmes, C.J. | RB | So./So. | 6-0 | 215 | Notre Dame/Brian Kelly | Hamden, Conn. |
| 75 | Holmes, Des | OL | So./Fr. | 6-5 | 322 | Cardinal O'Hara/BJ Hogan | Norristown, Pa. |
| 2 | Humphries, Isaiah | S | Fr./Fr. | 6-0 | 187 | Sachse/Red Behrens | Rowlett, Texas |
| 76 | Jenkins, Sterling | OL | Sr./Jr. | 6-8 | 334 | Baldwin/Pete Wagner | Pittsburgh, Pa. |
| 2 | Johnson, Donovan | CB | So./Fr. | 5-9 | 182 | Cass Tech/Thomas Wilcher | Detroit, Mich. |
| 36 | Johnson, Jan | LB | Gr./Jr. | 6-2 | 234 | Governor Mifflin/Dominic Vecchio | Mohnton, Pa. |
| 84 | Johnson, Juwan ** | WR | Sr./Jr. | 6-4 | 225 | Glassboro/Mark Maccarone | Glassboro, N.J. |
| 42 | Jordan, Ellison * | DT | Jr./So. | 6-0 | 291 | Gilman School/Biff Poggi | Upper Marlboro, Md. |
| 49 | Joseph, Daniel | DE | Jr./So. | 6-3 | 253 | Lake Forest Academy (Ill.)/Robin Bowkett | Brampton, Ont. |
| 45 | Katshir, Charlie | LB | Fr./Fr. | 6-3 | 220 | Cumberland Valley/Michael Whitehead | Camp Hill, Pa. |
| 68 | Kelly, Hunter | OL/DL | Jr./So. | 6-2 | 305 | Neshaminy/Steve Wilmot | Langhorne, Pa. |
| 32 | Kennedy, Ryan | S | Fr./Fr. | 6-0 | 182 | Mission Viejo/Bob Johnson | Mission Viejo, Calif. |
| 13 | Kline, Grayson | QB | Fr./Fr. | 6-5 | 219 | Warwick/Bob Locker | Sinking Spring, Pa. |
| 50 | Knutsson, Will | OL | Fr./Fr. | 6-2 | 307 | McDonogh School/Dom Damico | Fredericksburg, Va. |
| 82 | Kuntz, Zack | TE/H | Fr./Fr. | 6-7 | 235 | Camp Hill/Tim Bigelow | Camp Hill, Pa. |

24 2018 PENN STATE FOOTBALL

ALPHABETICAL ROSTER (L-Z)

| NO. | NAME | POS. | CL./EL. | HT. | WT. | HIGH SCHOOL/COACH | HOMETOWN |
|-----|------------------------|-------|---------|------|-----|--|-------------------------|
| 97 | Landis, Carson | K/P | So./Fr. | 6-2 | 195 | Emmaus/Harold Fairclough | Macungie, Pa. |
| 17 | Levis, Will | QB | Fr./Fr. | 6-3 | 226 | Xavier/Andy Guyon | Madison, Conn. |
| 40 | Luketa, Jesse | LB | Fr./Fr. | 6-3 | 236 | Mercyhurst Prep (Pa.)/Jeff Root | Ottawa, Ont. |
| 85 | Lutz, Isaac | WR | Jr./So. | 5-11 | 186 | Berks Catholic/Rick Keeley | Reading, Pa. |
| 89 | Maxwell, Colton | WR | Jr./So. | 6-0 | 185 | Northampton/Mark Scisly | Northampton, Pa. |
| 66 | McGovern, Connor ** | OL | Jr./Jr. | 6-5 | 323 | Lake-Lehman/Jerry Gilsky | Larksville, Pa. |
| 14 | McPhearson, Zech * | CB | Jr./So. | 5-11 | 188 | Riverdale Baptist School/Caesar Nettles | Columbia, Md. |
| 9 | McSorley, Trace *** | QB | Gr./Sr. | 6-0 | 201 | Briar Woods/Charlie Pierce | Ashburn, Va. |
| 62 | Menet, Michal * | OL | Jr./So. | 6-4 | 298 | Exeter Township Senior/Matt Bauer | Birdsboro, Pa. |
| 9 | Miller, Jarvis ** | LB | Sr./Jr. | 6-2 | 223 | Windsor Locks/Suffield/East Granby/Jason Qua | Suffield, Conn. |
| 48 | Miller, Shareef ** | DE | Sr./Jr. | 6-5 | 260 | George Washington/Ronald Cohen | Philadelphia, Pa. |
| 73 | Miranda, Mike | OL | So./Fr. | 6-3 | 298 | Stow-Munroe Falls/Mark Nori | Stow, Ohio |
| 23 | Monroe, Ayron ** | S | Sr./Jr. | 5-11 | 206 | St. John's College H.S./Joe Patterson | Largo, Md. |
| 93 | Mustipher, PJ | DT | Fr./Fr. | 6-4 | 300 | McDonogh School/Dom Damico | Owings Mills, Md. |
| 35 | Neff, Justin | S | So./Fr. | 6-1 | 193 | Central Mountain/James Renninger | Mill Hall, Pa. |
| 21 | Oruwariye, Amani *** | CB | Gr./Sr. | 6-1 | 203 | Gaither/Jason Stokes | Tampa, Fla. |
| 28 | Oweh, Jayson | DE | Fr./Fr. | 6-5 | 247 | Blair Academy/Jim Saylor | Howell, N.J. |
| 11 | Parsons, Micah | LB | Fr./Fr. | 6-3 | 240 | Harrisburg/Calvin Everett | Harrisburg, Pa. |
| 16 | Petrishen, John | S | Sr./Jr. | 6-0 | 206 | Pittsburgh Central Catholic/Terry Totten | Lower Burrell, Pa. |
| 92 | Pinegar, Jake | K | Fr./Fr. | 6-2 | 197 | Ankeny Centennial/Jerry Pezzetti | Ankeny, Iowa |
| 10 | Polk, Brandon ** | WR | Sr./Jr. | 5-9 | 179 | Briar Woods/Charlie Pierce | Ashburn, Va. |
| 49 | Pollard, Cade | P | Fr./Fr. | 5-11 | 207 | Samuel V. Boerne Champion/Keith Kaiser | Boerne, Texas |
| 58 | Presta, Evan | DT | So./Fr. | 6-3 | 279 | Cathedral Prep/Mike Mischler | Erie, Pa. |
| 29 | Reid, John ** | CB | Sr./Jr. | 5-10 | 180 | St. Joseph's Prep (Pa.)/Gabe Infante | Mount Laurel, N.J. |
| 27 | Romano, Cody | S | Fr./Fr. | 6-2 | 207 | Blair Academy/Jim Saylor | Newton, N.J. |
| 24 | Sanders, Miles ** | RB | Jr./Jr. | 5-11 | 215 | Woodland Hills/George Novak | Pittsburgh, Pa. |
| 4 | Scott, Nick *** | S | Gr./Sr. | 5-11 | 200 | Fairfax/Kevin Simonds | Fairfax, Va. |
| 70 | Scruggs, Juice | OL | Fr./Fr. | 6-3 | 278 | Cathedral Prep (Pa.)/Michael Mischler | Ashtabula, Ohio |
| 55 | Shelton, Antonio | DT | Jr./So. | 6-2 | 310 | Westerville-North/Rodger Elander | Westerville, Ohio |
| 82 | Shoop, Tyler | WR | Sr./Jr. | 5-11 | 183 | Father Ryan/Bruce Lussier | Nashville, Tenn. |
| 6 | Shorter, Justin | WR | Fr./Fr. | 6-4 | 226 | South Brunswick/Joe Goerge | Monmouth Junction, N.J. |
| 79 | Shuman, Charlie | OL | Gr./Sr. | 6-8 | 324 | Pittsford Sutherland/Keith Molinich | Pittsford, N.Y. |
| 15 | Shuster, Michael | QB | Jr./So. | 6-2 | 209 | Camp Hill/Frank Gay | Camp Hill, Pa. |
| 34 | Simmons, Shane * | DE | Jr./So. | 6-3 | 250 | DeMatha/Elijah Brooks | Laurel, Md. |
| 64 | Simpson, Zach ** | OL | Sr./Jr. | 6-3 | 290 | Holidaysburg Area/Homer DeLattre | Holidaysburg, Pa. |
| 4 | Slade, Ricky | RB | Fr./Fr. | 5-9 | 198 | C.D. Hylton/Tony Lilly | Woodbridge, Va. |
| 2 | Stevens, Tommy * | QB | Sr./Jr. | 6-5 | 240 | Decatur Central/Justin Dixon | Indianapolis, Ind. |
| 91 | Stoll, Chris | SN | So./Fr. | 6-2 | 257 | St. Francis DeSales/Ryan Wiggins | Westerville, Ohio |
| 81 | Sullivan-Brown, Cam | WR | So./Fr. | 6-0 | 188 | Saint Vincent Pallotti/Ian Thomas | Bowie, Md. |
| 26 | Sutherland, Jonathan | S | So./Fr. | 5-11 | 201 | Episcopal (Va.)/Panos Voulgaris | Ottawa, Ont. |
| 46 | Tarburton, Nick | DE | Fr./Fr. | 6-3 | 246 | Pennridge/Jeff Hollenbach | Green Lane, Pa. |
| 17 | Taylor, Garrett ** | S | Sr./Jr. | 6-0 | 203 | St. Christopher's/Lance Clelland | Richmond, Va. |
| 20 | Thomas, Johnathan * | RB | Gr./Sr. | 5-11 | 218 | St. John's Prep/Jim O'Leary | Peabody, Mass. |
| 3 | Thompkins, DeAndre *** | WR | Gr./Sr. | 5-11 | 188 | Swansboro/Tim Laspada | Hubert, N.C. |
| 69 | Thorpe, C.J. | OL | So./Fr. | 6-3 | 328 | Central Catholic/Terry Totten | Glenshaw, Pa. |
| 99 | Tobin, Justin | K | Jr./So. | 6-2 | 191 | Neshaminy/-- | Langhorne, Pa. |
| 18 | Toney, Shaka * | DE | Jr./So. | 6-3 | 241 | Imhotep Charter/Albie Crosby | Philadelphia, Pa. |
| 98 | Vasey, Dan | DL/SN | So./Fr. | 6-4 | 242 | Wallenpaupack/Mark Watson | Lackawaxen, Pa. |
| 96 | Vasey, Kyle * | SN | 5th/Sr. | 6-2 | 231 | Wallenpaupack/Mark Watson | Lackawaxen, Pa. |
| 51 | Vranic, Jason | LB | 5th/Sr. | 6-0 | 224 | Erie C.C./Scott Pilkey | Wheatfield, N.Y. |
| 38 | Wade, Lamont * | S | So./So. | 5-9 | 194 | Clairton/Wayne Wade | Clairton, Pa. |
| 53 | Walker, Rasheed | OL | Fr./Fr. | 6-6 | 308 | North Point/Tom Petre | Waldorf, Md. |
| 31 | Welde, Christopher | CB | Sr./Jr. | 5-7 | 170 | Council Rock North/Adam Collachi | Newtown, Pa. |
| 80 | Weller, Justin | WR | So./Fr. | 6-0 | 192 | Wilson/Doug Dahms | Sinking Spring, Pa. |
| 54 | Windsor, Robert ** | DT | Sr./Jr. | 6-4 | 295 | Fond Du Lac/Mike Gnewuch | Fond Du Lac, Wis. |
| 77 | Wright, Chasz *** | OL | Gr./Sr. | 6-7 | 353 | Milford Academy/Bill Chaplick | Woodbridge, Va. |

* - Letters won

^ - 5th-year senior

RECORD WATCH

RUSHING

RUSHING YARDAGE, CAREER

| | | | |
|-----|------------|-----------------------|-------------------|
| 1. | 3932 | Evan Royster | 2007-10 |
| 2. | 3843 | Saquon Barkley | 2015-17 |
| ... | | | |
| 36. | 1166 | Aaron Harris | 1996-99 |
| 37. | 1156 | Stephen Pitts | 1992-95 |
| 38. | 1130 | Mike Guman | 1976-79 |
| 39. | 1103 | Tony Mumford | 1981-84 |
| 40. | 1098 | Tim Manoa | 1983-86 |
| 41. | 1095 | Bob Torrey | 1976-78 |
| 42. | 1060 | Duane Taylor | 1973-77 |
| 43. | 1058 | Woody Petchel | 1973-75 |
| -- | 988 | Trace McSorley | 2015-pres. |
| -- | 584 | Miles Sanders | 2016-pres. |
| -- | 388 | Tommy Stevens | 2016-pres. |

RUSHING TOUCHDOWNS, CAREER

| | | | |
|-----------|---------------------------|----------------------|-------------|
| 1. | 43 | Saquon Barkley | 2015-17 |
| 2. | 38 | Lydell Mitchell | 1969-71 |
| 3. | 36 | Curtis Enis | 1995-97 |
| 4. | 34 | Ki-Jana Carter | 1992-94 |
| 5. | 30 | Charlie Pittman | 1967-69 |
| 6. | 29 | John Cappelletti | 1972-73 |
| 29 | 29 | Richie Anderson | 1989-92 |
| | 29 | Evan Royster | 2007-10 |
| 9. | 26 | Matt Suhey | 1976-79 |
| 26 | 26 | Larry Johnson | 1999-2002 |
| 11. | 25 | D.J. Dozier | 1983-86 |
| 25 | 25 | Tony Hunt | 2003-06 |
| 13. | 24 | Franco Harris | 1969-71 |
| 24 | 24 | Curt Warner | 1979-82 |
| 15. | 23 | Lenny Moore | 1953-55 |
| 16. | 22 | Daryll Clark, QB | 2005-09 |
| 17. | 21 | Blair Thomas | 1985-87, 89 |
| 21 | 21 | Zach Zwinak | 2011-14 |
| 21 | Trace McSorley, QB | 2015-pres. | |
| 19. | 20 | Booker Moore | 1977-80 |
| 20 | 20 | Michael Robinson, QB | 2002-05 |

RUSHING TOUCHDOWNS, SEASON

| | | | |
|-----|----|----------------------|------|
| 1. | 26 | Lydell Mitchell | 1971 |
| 2. | 23 | Ki-Jana Carter | 1994 |
| 3. | 20 | Larry Johnson | 2002 |
| 4. | 19 | Curtis Enis | 1997 |
| 5. | 18 | Richie Anderson | 1992 |
| 18 | 18 | Saquon Barkley | 2016 |
| 18 | 18 | Saquon Barkley | 2017 |
| 8. | 17 | John Cappelletti | 1973 |
| 9. | 14 | Charlie Pittman | 1968 |
| 10. | 13 | Bill McCleary | 1907 |
| 13 | 13 | Harry Robb | 1917 |
| 13 | 13 | Curtis Enis | 1996 |
| 13. | 12 | John Cappelletti | 1972 |
| 12 | 12 | Evan Royster | 2008 |
| 12 | 12 | Zach Zwinak | 2013 |
| 16. | 11 | Lenny Moore | 1954 |
| 11 | 11 | Blair Thomas | 1987 |
| 11 | 11 | Michael Robinson, QB | 2005 |
| 11 | 11 | Tony Hunt | 2006 |
| 11 | 11 | Trace McSorley, QB | 2017 |

RUSHING YARDAGE, CAREER (QB)

| | | | |
|-----|------------|-----------------------|-------------------|
| 1. | 1637 | Michael Robinson | 2002-05 |
| 2. | 988 | Trace McSorley | 2015-pres. |
| 3. | 670 | Rashard Casey | 1997-2000 |
| 4. | 667 | John Hufnagel | 1970-72 |
| 5. | 625 | Richie Lucas | 1957-59 |
| 6. | 619 | Daryll Clark | 2006-09 |
| 7. | 584 | Zack Mills | 2001-04 |
| 8. | 388 | Tommy Stevens | 2016-pres. |
| 9. | 319 | Pete Liske | 1961-63 |
| 10. | 318 | Galen Hall | 1959-61 |
| 11. | 284 | Dick Hoak | 1960* |
| 12. | 262 | Tom Sherman | 1965-67 |
| 13. | 239 | Jack White | 1694-66 |
| 14. | 131 | Tony Sacca | 1988-91 |
| 15. | 129 | Doug Strang | 1981-84 |

* - Hoak was a running back in 1958-59

RUSHING YARDAGE, SEASON (QB)

| | | | |
|-----|-----------|-----------------------|-------------|
| 1. | 806 | Michael Robinson | 2005 |
| 2. | 491 | Trace McSorley | 2017 |
| 3. | 396 | Michael Robinson | 2003 |
| 4. | 365 | Trace McSorley | 2016 |
| 5. | 346 | John Hufnagel | 1971 |
| 6. | 325 | Richie Lucas | 1959 |
| 7. | 315 | Rashard Casey | 2000 |
| 8. | 290 | Rashard Casey | 1999 |
| 9. | 284 | Dick Hoak | 1960 |
| 10. | 282 | Daryll Clark | 2008 |
| 11. | 263 | Michael Robinson | 2002 |
| 12. | 255 | Pete Liske | 1962 |
| 13. | 234 | Richie Lucas | 1958 |
| 14. | 211 | Daryll Clark | 2009 |
| 15. | 201 | Zack Mills | 2002 |
| 16. | 198 | Tommy Stevens | 2016 |
| 17. | 190 | Tommy Stevens | 2017 |
| 18. | 187 | Zack Mills | 2001 |
| 19. | 179 | Doug Strang | 1984 |
| 20. | 172 | Michael Robinson | 2004 |
| -- | 89 | Trace McSorley | 2018 |

RUSHING YARDAGE, GAME (QB)

| | | | |
|------------|----------------------|------------------------|--------------------|
| 1. | 250 | Eugene "Shorty" Miller | 1913 Carnegie Tech |
| 2. | 156 | Chuck Peters | 1938 Syracuse |
| 3. | 138 | Zack Mills | 2001 Ohio State |
| 4. | 125 | Michael Robinson | 2005 Wisconsin |
| 5. | 122 | Steve Rollins | 1938 Syracuse |
| 6. | 113 | Tony Sacca | 1990 Pittsburgh |
| 113 | Tommy Stevens | 2017 Maryland | |
| 8. | 112 | Michael Robinson | 2005 Minnesota |
| 9. | 105 | Chuck Peters | 1940 Lehigh |
| 10. | 102 | Chuck Peters | 1939 Pittsburgh |

RUSHING TOUCHDOWNS, CAREER (QB)

| | | | |
|----|-----------|-----------------------|-------------------|
| 1. | 22 | Daryll Clark | 2007-09 |
| 2. | 21 | Trace McSorley | 2015-pres. |
| 3. | 20 | Michael Robinson | 2002-05 |
| 4. | 13 | John Hufnagel | 1970-72 |
| 5. | 11 | Zack Mills | 2001-04 |
| 6. | 10 | Todd Blackledge | 1980-82 |
| 10 | 10 | Rashard Casey | 1997-2000 |
| 8. | 8 | Doug Strang | 1981-84 |
| 9. | 7 | Matt McGloin | 2009-12 |
| 7 | 7 | John Shaffer | 1983-86 |
| -- | 6 | Tommy Stevens | 2015-pres. |

PASSING

PASSING YARDS, CAREER

| | | | |
|-----|-------------|-----------------------|-------------------|
| 1. | 8457 | Christian Hackenberg | 2013-15 |
| 2. | 7743 | Trace McSorley | 2015-pres. |
| 3. | 7212 | Zack Mills | 2001-04 |
| 4. | 6390 | Matt McGloin | 2009-12 |
| 5. | 5869 | Tony Sacca | 1988-91 |
| 6. | 5742 | Daryll Clark | 2006-09 |
| 7. | 5382 | Chuck Fusina | 1975-78 |
| 8. | 5304 | Kerry Collins | 1991-94 |
| 9. | 5275 | Anthony Morelli | 2004-07 |
| 10. | 4812 | Todd Blackledge | 1980-82 |

PASSING YARDS, SEASON

| | | | |
|-----|------|----------------------|------|
| 1. | 3614 | Trace McSorley | 2016 |
| 2. | 3570 | Trace McSorley | 2017 |
| 3. | 3271 | Matt McGloin | 2012 |
| 4. | 3003 | Daryll Clark | 2009 |
| 5. | 2977 | Christian Hackenberg | 2014 |
| 6. | 2955 | Christian Hackenberg | 2013 |
| 7. | 2679 | Kerry Collins | 1994 |
| 8. | 2651 | Anthony Morelli | 2007 |
| 9. | 2592 | Daryll Clark | 2008 |
| 10. | 2525 | Christian Hackenberg | 2015 |

PASSING YARDAGE, GAME

| | | | |
|-----|-----|---------------------------------------|------|
| 1. | 454 | Christian Hackenberg vs. UCF | 2014 |
| 2. | 399 | Zack Mills vs. Iowa | 2002 |
| 3. | 395 | Matt McGloin vs. Indiana | 2012 |
| 4. | 384 | Trace McSorley vs. Wisconsin | 2016 |
| 5. | 381 | Trace McSorley at Michigan State | 2017 |
| 6. | 379 | Michael Robinson vs. Wisconsin | 2003 |
| 7. | 376 | Trace McSorley vs. Michigan State | 2016 |
| 8. | 371 | Christian Hackenberg vs. Boston Coll. | 2014 |
| 9. | 366 | Mike McQueary vs. Pittsburgh | 1997 |
| 10. | 358 | Todd Blackledge at Miami (Fla.) | 1981 |
| 11. | 353 | Daryll Clark vs. Akron | 2009 |
| 12. | 352 | Kerry Collins at Michigan State | 1993 |
| 13. | 342 | Trace McSorley vs. Washington | 2017 |
| 14. | 341 | Daryll Clark vs. Michigan State | 2008 |
| 15. | 340 | Christian Hackenberg at Indiana | 2013 |
| 16. | 339 | Christian Hackenberg at Wisconsin | 2013 |
| 17. | 335 | Trace McSorley vs. Minnesota | 2016 |
| 18. | 332 | Trace McSorley at Pitt | 2016 |
| | 332 | Trace McSorley at Indiana | 2016 |
| 20. | 328 | Kerry Collins vs. Rutgers | 1994 |
| 21. | 327 | Matt McGloin vs. Ohio State | 2012 |
| 22. | 325 | Trace McSorley vs. Nebraska | 2017 |
| 23. | 321 | Matt McGloin at Purdue | 2012 |
| 24. | 319 | Christian Hackenberg vs. Akron | 2014 |
| 25. | 318 | Matt McGloin vs. Temple | 2012 |
| 26. | 317 | Kerry Collins at BYU | 1992 |
| 27. | 315 | Chuck Fusina at NC State | 1977 |
| 315 | 315 | Matt McGloin vs. Indiana | 2010 |
| 315 | 315 | Christian Hackenberg vs. Maryland | 2015 |
| | 315 | Trace McSorley vs. Indiana | 2017 |
| 31. | 312 | Matt McGloin vs. Michigan State | 2010 |
| 32. | 311 | Christian Hackenberg vs. E. Michigan | 2013 |
| 33. | 310 | Daryll Clark at Michigan State | 2009 |
| 34. | 309 | Christian Hackenberg at Rutgers | 2014 |
| | 309 | Trace McSorley vs. Georgia State | 2017 |
| 36. | 305 | Christian Hackenberg vs. Michigan | 2013 |
| 37. | 303 | John Sacca at Rutgers | 1992 |
| 38. | 302 | Rashard Casey vs. Iowa | 2000 |
| 39. | 300 | Kerry Collins at Illinois | 1994 |

LONGEST PASS PLAYS

| | | | |
|----|----|--|------|
| 1. | 92 | Bob Higgins from Bill Hess at Pitt | 1919 |
| 2. | 86 | Jim Scott from Steve Joachim at Navy | 1971 |
| 3. | 85 | Saquon Barkley from Trace McSorley vs. Georgia State | 2017 |
| 4. | 82 | Eric Hamilton from Matt Knizner vs. Pitt | 1986 |
| 5. | 82 | Freddie Scott from Kerry Collins vs. Rutgers | 1994 |
| 6. | 80 | Paul Johnson from Tom Sherman at Maryland | 1967 |
| 80 | 80 | Dean DiMidio from Doug Strang vs. Alabama | 1983 |
| 80 | 80 | Stephon Green from Pat Devlin vs. Michigan | 2008 |
| 80 | 80 | Derek Moye from Rob Bolden vs. Illinois | 2010 |
| 80 | 80 | Irvin Charles from Trace McSorley vs. Minnesota | 2016 |

300-YARD PASSING GAMES, CAREER

| | | | |
|----|-----------|-----------------------|-------------------|
| 1. | 10 | Trace McSorley | 2015-pres. |
| 2. | 9 | Christian Hackenberg | 2013-15 |
| 3. | 6 | Matt McGloin | 2009-12 |
| 4. | 4 | Kerry Collins | 1991-94 |
| 5. | 3 | Daryll Clark | 2006-09 |

300-YARD PASSING GAMES, SEASON

| | | | |
|----|---|----------------------|------|
| 1. | 5 | Trace McSorley | 2016 |
| | 5 | Trace McSorley | 2017 |
| 3. | 4 | Matt McGloin | 2012 |
| 4 | 4 | Christian Hackenberg | 2013 |
| | 4 | Christian Hackenberg | 2014 |
| 5. | 2 | Kerry Collins | 1994 |
| 2 | 2 | Daryll Clark | 2009 |

200-YARD PASSING GAMES, CAREER

| | | | |
|----|-----------|-----------------------|-------------------|
| 1. | 23 | Trace McSorley | 2015-pres. |
| 2. | 21 | Christian Hackenberg | 2013-15 |
| 3. | 18 | Matt McGloin | 2009-12 |
| 4. | 16 | Kerry Collins | 1991-94 |
| 16 | 16 | Zack Mills | 2001-04 |
| 5. | 14 | Daryll Clark | 2006-09 |
| 6. | 11 | Chuck Fusina | 1975-78 |
| 11 | 11 | Tony Sacca | 1988-91 |
| 11 | 11 | Anthony Morelli | 2004-07 |
| 9. | 9 | Todd Blackledge | 1980-82 |
| 9 | 9 | Wally Richardson | 1992, 94-96 |

200-YARD PASSING GAMES, SEASON

| | | | |
|----|----|----------------------|------|
| 1. | 11 | Matt McGloin | 2012 |
| | 11 | Trace McSorley | 2016 |
| | 11 | Trace McSorley | 2016 |
| 3. | 10 | Kerry Collins | 1994 |
| 4. | 9 | Christian Hackenberg | 2013 |
| 5. | 8 | Daryll Clark | 2009 |
| 6. | 7 | Todd Blackledge | 1982 |
| 7 | 7 | Michael Robinson | 2005 |
| 8. | 6 | Wally Richardson | 1995 |
| 6 | 6 | Mike McQueary | 1997 |

PASS COMPLETIONS, CAREER

| | | | |
|-----|------------|-----------------------|-------------------|
| 1. | 693 | Christian Hackenberg | 2013-15 |
| 2. | 606 | Zack Mills | 2001-04 |
| 3. | 562 | Trace McSorley | 2015-pres. |
| 4. | 513 | Matt McGloin | 2009-12 |
| 5. | 460 | Anthony Morelli | 2004-07 |
| 6. | 444 | Daryll Clark | 2006-09 |
| 7. | 401 | Tony Sacca | 1988-91 |
| 8. | 378 | Wally Richardson | 1992, 94-96 |
| 9. | 371 | Chuck Fusina | 1975-78 |
| 10. | 370 | Kerry Collins | 1991-94 |

PASS COMPLETIONS, SEASON

| | | | |
|-----|-----|----------------------|------|
| 1. | 284 | Trace McSorley | 2017 |
| 2. | 270 | Matt McGloin | 2012 |
| | 270 | Christian Hackenberg | 2014 |
| 4. | 234 | Anthony Morelli | 2007 |
| 5. | 232 | Daryll Clark | 2009 |
| 6. | 231 | Christian Hackenberg | 2013 |
| 7. | 224 | Trace McSorley | 2016 |
| 8. | 208 | Anthony Morelli | 2006 |
| 9. | 193 | Wally Richardson | 1995 |
| 10. | 192 | Daryll Clark | 2008 |
| 192 | 192 | Christian Hackenberg | 2015 |

PASS COMPLETIONS, GAME

| | | | |
|----|----|---------------------------------------|------|
| 1. | 35 | Matt McGloin vs. Northwestern | 2012 |
| 2. | 34 | Christian Hackenberg vs. Boston Coll. | 2014 |
| 3. | 33 | Wally Richardson vs. Wisconsin | 1995 |
| 4. | 32 | Christian Hackenberg vs. UCF | 2014 |
| | 32 | Trace McSorley vs. Washington | 2017 |
| 6. | 31 | Christian Hackenberg vs. Ohio State | 2014 |
| | 31 | Trace McSorley at Iowa | 2017 |
| 8. | 30 | Christian Hackenberg at Indiana | 2013 |
| 9. | 29 | Zack Mills vs. Purdue | 2004 |
| 29 | 29 | Daryll Clark vs. Akron | 2009 |

PASS ATTEMPTS, CAREER

| | | | |
|-----|------------|-----------------------|-------------------|
| 1. | 1235 | Christian Hackenberg | 2013-15 |
| 2. | 1082 | Zack Mills | 2001-04 |
| 3. | 919 | Trace McSorley | 2015-pres. |
| 4. | 894 | Matt McGloin | 2009-12 |
| 5. | 824 | Tony Sacca | 1988-91 |
| 6. | 821 | Anthony Morelli | 2004-07 |
| 7. | 814 | Zack Mills | 2001-04 |
| 8. | 738 | Daryll Clark | 2006-09 |
| 9. | 692 | Wally Richardson | 1992, 94-96 |
| 10. | 665 | Chuck Fusina | 1975-78 |

PASS ATTEMPTS, SEASON

| | | | |
|-----|-----|----------------------|------|
| 1. | 484 | Christian Hackenberg | 2014 |
| 2. | 446 | Matt McGloin | 2012 |
| 3. | 427 | Trace McSorley | 2017 |
| 4. | 402 | Anthony Morelli | 2007 |
| 5. | 392 | Christian Hackenberg | 2013 |
| 6. | 387 | Trace McSorley | 2016 |
| 7. | 386 | Anthony Morelli | 2006 |
| 8. | 381 | Daryll Clark | 2009 |
| 9. | 359 | Christian Hackenberg | 2015 |
| 10. | 335 | Wally Richardson | 1995 |

26 2018 PENN STATE FOOTBALL

RECORD WATCH

PASS ATTEMPTS, GAME

| | | | |
|-----|----|---------------------------------------|------|
| 1. | 55 | Christian Hackenberg at Indiana | 2013 |
| 2. | 54 | Kerry Collins at BYU | 1992 |
| 3. | 51 | Rashard Casey vs. Iowa | 2000 |
| 51 | | Matt McGloin vs. Northwestern | 2012 |
| 5. | 50 | Christian Hackenberg vs. Boston Coll. | 2014 |
| 6. | 49 | Zack Mills vs. Purdue | 2004 |
| 49 | | Christian Hackenberg vs. Ohio State | 2014 |
| 8. | 48 | Wally Richardson vs. Wisconsin | 1995 |
| 48 | | Matt McGloin vs. Ohio | 2012 |
| 48 | | Trace McSorley at Iowa | 2017 |
| 11. | 47 | Christian Hackenberg vs. UCF | 2014 |
| 47 | | Trace McSorley at Michigan State | 2017 |

PASSING TOUCHDOWNS, CAREER

| | | | |
|-----|----|-----------------------|-------------------|
| 1. | 62 | Trace McSorley | 2015-pres. |
| 2. | 48 | Christian Hackenberg | 2013-15 |
| 3. | 46 | Matt McGloin | 2009-12 |
| 4. | 43 | Daryll Clark | 2006-09 |
| 5. | 41 | Todd Blackledge | 1980-82 |
| 41 | | Tony Sacca | 1988-91 |
| 41 | | Zack Mills | 2001-04 |
| 8. | 39 | Kerry Collins | 1991-94 |
| 9. | 37 | Chuck Fusina | 1975-78 |
| 10. | 31 | Anthony Morelli | 2004-07 |

PASSING TOUCHDOWNS, SEASON

| | | | |
|----|----|----------------------|------|
| 1. | 29 | Trace McSorley | 2016 |
| 2. | 28 | Trace McSorley | 2017 |
| 3. | 24 | Daryll Clark | 2009 |
| 24 | | Matt McGloin | 2012 |
| 5. | 22 | Todd Blackledge | 1982 |
| 6. | 21 | Tony Sacca | 1991 |
| 21 | | Kerry Collins | 1994 |
| 8. | 20 | Christian Hackenberg | 2013 |
| 9. | 19 | Doug Strang | 1983 |
| 19 | | Anthony Morelli | 2007 |
| 19 | | Daryll Clark | 2008 |

PASSING TOUCHDOWNS, GAME

| | | | |
|----|---|---------------------------------------|------|
| 1. | 5 | Tony Sacca vs. Georgia Tech | 1991 |
| 5 | | Rashard Casey vs. La. Tech | 2000 |
| 3. | 4 | Tom Sherman vs. Pittsburgh | 1967 |
| 4 | | Chuck Fusina vs. Syracuse | 1978 |
| 4 | | Todd Blackledge vs. Temple | 1982 |
| 4 | | Todd Blackledge vs. Maryland | 1982 |
| 4 | | Todd Blackledge vs. Rutgers | 1982 |
| 4 | | John Sacca vs. Minnesota | 1993 |
| 4 | | Kerry Collins vs. Rutgers | 1993 |
| 4 | | Wally Richardson vs. Auburn | 1995 |
| 4 | | Zack Mills vs. Iowa | 2002 |
| 4 | | Michael Robinson at Illinois | 2005 |
| 4 | | Anthony Morelli vs. Buffalo | 2007 |
| 4 | | Daryll Clark vs. Michigan State | 2008 |
| 4 | | Matt McGloin vs. Northwestern | 2010 |
| 4 | | Matt McGloin vs. Navy | 2012 |
| 4 | | Matt McGloin vs. Indiana | 2012 |
| 4 | | Christian Hackenberg at Wisconsin | 2013 |
| 4 | | Christian Hackenberg vs. Boston Coll. | 2014 |
| 4 | | Trace McSorley vs. Michigan State | 2016 |
| 4 | | Trace McSorley vs. Wisconsin | 2016 |
| 4 | | Trace McSorley vs. USC | 2016 |
| 4 | | Trace McSorley vs. Georgia State | 2017 |

PASSING TD PERCENTAGE, CAREER

| | | | |
|------|------|-----------------------|-------------------|
| 1. | 9.14 | Elwood Petchel | 1946-48 |
| 2. | 7.67 | Tom Shuman | 1972-74 |
| 3. | 7.17 | Mike McQueary | 1994-97 |
| 4. | 6.76 | Galen Hall | 1959-61 |
| 6.76 | | Pete Liske | 1961-63 |
| 6. | 6.74 | Trace McSorley | 2015-pres. |
| 7. | 6.48 | John Sacca | 1992-93 |
| 8. | 6.37 | John Hufnagel | 1970-72 |
| 9. | 6.23 | Todd Blackledge | 1980-82 |
| 10. | 5.94 | Kerry Collins | 1991-94 |

PASSING TD PERCENTAGE, SEASON

| | | | |
|-----|------|-----------------|------|
| 1. | 8.08 | Tom Shuman | 1973 |
| 2. | 7.95 | Kerry Collins | 1994 |
| 3. | 7.85 | Kevin Thompson | 1999 |
| 4. | 7.53 | Todd Blackledge | 1982 |
| 5. | 7.49 | Trace McSorley | 2016 |
| 6. | 7.41 | Pete Liske | 1962 |
| 7. | 7.35 | John Hufnagel | 1971 |
| 8. | 7.34 | Doug Strang | 1983 |
| 9. | 7.19 | Tony Sacca | 1991 |
| 10. | 6.94 | John Hufnagel | 1972 |

COMPLETION PERCENTAGE, CAREER

(Min. 200 Attempts)

| | | | |
|-----|-----------------|-----------------------|-------------------|
| 1. | .612 (562-919) | Trace McSorley | 2015-pres. |
| 2. | .602 (444-738) | Daryll Clark | 2006-09 |
| 3. | .574 (513-894) | Matt McGloin | 2009-12 |
| 4. | .563 (370-657) | Kerry Collins | 1991-94 |
| 5. | .561 (693-1235) | Christian Hackenberg | 2013-14 |
| 6. | .560 (606-1082) | Zack Mills | 2001-04 |
| 7. | .560 (460-821) | Anthony Morelli | 2004-07 |
| 8. | .559 (371-664) | Chuck Fusina | 1975-78 |
| 9. | .557 (171-307) | Mike McQueary | 1995-97 |
| 10. | .551 (225-408) | John Hufnagel | 1970-72 |

COMPLETION PERCENTAGE, SEASON

(Min. 100 Attempts)

| | | | |
|-----|----------------|----------------------|------|
| 1. | .667 (176-264) | Kerry Collins | 1994 |
| 2. | .665 (224-387) | Trace McSorley | 2017 |
| 3. | .632 (86-136) | John Hufnagel | 1971 |
| 4. | .609 (192-321) | Daryll Clark | 2009 |
| 5. | .605 (270-446) | Matt McGloin | 2012 |
| 6. | .598 (192-321) | Daryll Clark | 2008 |
| 7. | .589 (231-392) | Christian Hackenberg | 2013 |
| 8. | .582 (234-402) | Anthony Morelli | 2007 |
| 9. | .580 (112-193) | Rob Bolden | 2010 |
| 10. | .579 (224-387) | Trace McSorley | 2016 |

YARDS PER PASS ATTEMPT, CAREER

| | | | |
|-----|-----|-----------------------|-------------------|
| 1. | 8.9 | Mike McQueary | 1994-97 |
| 2. | 8.7 | John Hufnagel | 1970-72 |
| 3. | 8.4 | Trace McSorley | 2015-pres. |
| 4. | 8.1 | Chuck Fusina | 1975-78 |
| 8.1 | | Kerry Collins | 1991-94 |
| 6. | 7.9 | Tom Shuman | 1972-74 |
| 7. | 7.8 | Daryll Clark | 2006-09 |
| 8. | 7.5 | Kevin Thompson | 1996-99 |
| 9. | 7.5 | Tom Sherman | 1965-67 |
| 10. | 7.3 | Todd Blackledge | 1980-82 |

YARDS PER PASS ATTEMPT, SEASON

(Min. 100 attempts)

| | | | |
|-----|------|----------------|------|
| 1. | 10.1 | Kerry Collins | 1994 |
| 2. | 9.4 | John Hufnagel | 1972 |
| 3. | 9.3 | Trace McSorley | 2016 |
| 4. | 9.0 | Chuck Fusina | 1977 |
| 5. | 8.7 | John Hufnagel | 1971 |
| 8.7 | | Mike McQueary | 1997 |
| 7. | 8.5 | Tom Shuman | 1973 |
| 8.5 | | Tony Sacca | 1991 |
| 9. | 8.4 | Trace McSorley | 2017 |
| 10. | 8.1 | Daryll Clark | 2008 |

YARDS PER COMPLETION, CAREER

(Min. 200 attempts)

| | | | |
|-----|------|-----------------------|-------------------|
| 1. | 16.0 | Mike McQueary | 1995-97 |
| 3. | 15.9 | Tom Sherman | 1965-67 |
| 2. | 15.8 | John Hufnagel | 1970-72 |
| 4. | 15.4 | Tom Shuman | 1972-74 |
| 5. | 14.7 | Doug Strang | 1981-84 |
| 6. | 14.6 | Tony Sacca | 1988-91 |
| 7. | 14.5 | Chuck Fusina | 1975-78 |
| 8. | 14.3 | Kerry Collins | 1991-94 |
| 9. | 14.2 | Michael Robinson | 2002-05 |
| 10. | 14.2 | Tom Bill | 1987-90 |
| 11. | 14.1 | Todd Blackledge | 1980-82 |
| 12. | 14.1 | Kevin Thompson | 1996-99 |
| 13. | 13.9 | John Sacca | 1991-93 |
| 14. | 13.8 | Trace McSorley | 2015-pres. |
| 15. | 13.7 | Chuck Burkhardt | 1967-69 |

YARDS PER COMPLETION, SEASON

(Min. 100 attempts)

| | | | |
|------|------|-----------------|------|
| 1. | 17.7 | John Hufnagel | 1972 |
| 2. | 16.6 | Tom Shuman | 1973 |
| 3. | 16.1 | Trace McSorley | 2016 |
| 4. | 15.6 | Chuck Fusina | 1977 |
| 5. | 15.5 | Tom Sherman | 1967 |
| 6. | 15.3 | Tony Sacca | 1990 |
| 7. | 15.2 | Kerry Collins | 1994 |
| 15.2 | | Tony Sacca | 1988 |
| 9. | 15.1 | Mike McQueary | 1997 |
| 10. | 15.0 | Todd Blackledge | 1981 |

PASSING EFFICIENCY, CAREER

(Min. 200 attempts)

| | | | |
|-----|-------|-----------------------|-------------------|
| 1. | 150.3 | Trace McSorley | 2015-pres. |
| 2. | 145.6 | Mike McQueary | 1994-97 |
| 3. | 140.8 | John Hufnagel | 1970-72 |
| 4. | 140.4 | Daryll Clark | 2006-09 |
| 5. | 137.3 | Kerry Collins | 1991-94 |
| 7. | 132.7 | Chuck Fusina | 1975-78 |
| 8. | 128.3 | Matt McGloin | 2009-12 |
| 6. | 128.0 | Tom Shuman | 1972-74 |
| 9. | 127.7 | Pete Liske | 1961-63 |
| 10. | 125.0 | John Sacca | 1991-93 |

PASSING EFFICIENCY, SEASON

(Min. 100 attempts)

| | | | |
|-----|-------|----------------|------|
| 1. | 172.9 | Kerry Collins | 1994 |
| 2. | 156.9 | Trace McSorley | 2016 |
| 3. | 153.7 | Trace McSorley | 2017 |
| 4. | 151.8 | John Hufnagel | 1971 |
| 5. | 149.8 | Tony Sacca | 1991 |
| 6. | 148.0 | John Hufnagel | 1972 |
| 7. | 146.4 | Chuck Fusina | 1977 |
| 8. | 145.0 | Mike McQueary | 1997 |
| 9. | 143.7 | Tom Shuman | 1973 |
| 10. | 143.4 | Daryll Clark | 2008 |

INT. PERCENTAGE, CAREER

| | | | |
|------|------|-----------------------|-------------------|
| 1. | 1.96 | Trace McSorley | 2015-pres. |
| 2. | 2.02 | Wally Richardson | 1992, 94-96 |
| 3. | 2.10 | Matt McGloin | 2009-12 |
| 4. | 2.14 | Anthony Morelli | 2004-07 |
| 5. | 2.17 | Daryll Clark | 2006-09 |
| 6. | 2.31 | John Sacca | 1992-93 |
| 2.31 | | Anthony Morelli | 2004-07 |
| 8. | 2.51 | Christian Hackenberg | 2013-15 |
| 9. | 2.82 | Pete Liske | 1961-63 |
| 10. | 2.83 | Rashard Casey | 1997-2000 |

INT. PERCENTAGE, SEASON

(Min. 100 attempts)

| | | | |
|------|------|----------------------|------|
| 1. | 1.12 | Matt McGloin | 2012 |
| 2. | 1.46 | Kerry Collins | 1992 |
| 3. | 1.67 | Christian Hackenberg | 2015 |
| 4. | 1.71 | Tony Sacca | 1991 |
| 5. | 1.79 | Wally Richardson | 1995 |
| 6. | 1.86 | Daryll Clark | 2008 |
| 7. | 1.94 | John Sacca | 1992 |
| 8. | 1.96 | John Shaffer | 1986 |
| 9. | 2.07 | Trace McSorley | 2016 |
| 2.07 | | Anthony Morelli | 2006 |

WINNING PERCENTAGE AS STARTING QB, CAREER

(Min. 10 starts)

| | | | | |
|------|-------|------|-----------------------|-------------------|
| 1. | 1.000 | 22-0 | Chuck Burkhardt | 1968-69 |
| 2. | .962 | 25-1 | John Shaffer | 1984-86 |
| 3. | .917 | 22-2 | Tom Shuman | 1972-74 |
| 4. | .897 | 26-3 | John Hufnagel | 1970-72 |
| 5. | .879 | 29-4 | Todd Blackledge | 1980-82 |
| 6. | .871 | 27-4 | Chuck Fusina | 1976-78 |
| 7. | .846 | 22-4 | Daryll Clark | 2006-09 |
| 8. | .827 | 24-5 | Trace McSorley | 2015-pres. |
| 9. | .808 | 21-5 | Kerry Collins | 1994-97 |
| .808 | | 21-5 | Wally Richardson | 1992, 94-96 |

WINS AS A STARTING QB, CAREER

| | | | |
|-----|----|-----------------------|-------------------|
| 1. | 29 | Todd Blackledge | 1980-82 |
| 29 | | Tony Sacca | 1988-91 |
| 3. | 27 | Chuck Fusina | 1975-78 |
| 4. | 26 | John Hufnagel | 1970-72 |
| 5. | 25 | John Shaffer | 1984-86 |
| 6. | 24 | Trace McSorley | 2015-pres. |
| 7. | 22 | Chuck Burkhardt | 1968-69 |
| 22 | | Tom Shuman | 1972-74 |
| 22 | | Daryll Clark | 2006-09 |
| 10. | 21 | Kerry Collins | 1991-94 |
| 21 | | Wally Richardson | 1992, 94-96 |
| 21 | | Christian Hackenberg | 2013-15 |

RECEIVING

RECEIVING YARDAGE, CAREER

| | | | |
|-----|------|--------------------------|-------------------|
| 1. | 3026 | Bobby Engram | 1991, 93-95 |
| 2. | 2842 | DaeSean Hamilton | 2014-17 |
| 3. | 2771 | Deon Butler | 2005-08 |
| 4. | 2479 | Allen Robinson | 2011-13 |
| ... | | | |
| 25. | 1132 | Eddie Drummond | 1998-2001 |
| 26. | 1058 | Jimmy Cefalo | 1974-77 |
| 27. | 1047 | Justin Brown | 2009-11 |
| 28. | 1038 | Dan Natale, TE | 1972-74 |
| 29. | 1016 | Mickey Shuler, TE | 1975-77 |
| 30. | 1005 | Jesse James, TE | 2012-14 |
| -- | 916 | DeAndre Thompkins | 2014-pres. |
| -- | 861 | Juwan Johnson | 2016-pres. |

RECEPTIONS, CAREER

| | | | |
|-----|-----|--------------------------|-------------------|
| 1. | 214 | DaeSean Hamilton | 2014-17 |
| 2. | 179 | Deon Butler | 2005-08 |
| 3. | 177 | Allen Robinson | 2011-13 |
| .. | | | |
| 14. | 108 | Terry Smith | 1988-91 |
| 15. | 107 | Tony Johnson | 2000-03 |
| 16. | 102 | Saquon Barkley, RB | 2015-17 |
| 17. | 94 | Joe Jurevicius | 1994-97 |
| 18. | 93 | Freddie Scott | 1993-95 |
| 19. | 90 | Geno Lewis | 2013-15 |
| 20. | 88 | Chafie Fields | 1996-99 |
| 88 | | Tony Hunt, RB | 2003-06 |
| -- | 64 | Juwan Johnson | 2016-pres. |
| -- | 58 | DeAndre Thompkins | 2014-pres. |

RECEPTIONS, SEASON

| | | | |
|-----|----|--------------------|------|
| 1. | 97 | Allen Robinson | 2013 |
| 2. | 82 | DaeSean Hamilton | 2014 |
| 3. | 77 | Allen Robinson | 2012 |
| 4. | 69 | Chris Godwin | 2015 |
| 5. | 63 | O.J. McDuffie | 1992 |
| 63 | | Bobby Engram | 1995 |
| 7. | 59 | Chris Godwin | 2016 |
| 8. | 57 | Mike Gesicki, TE | 2017 |
| 9. | 55 | Terry Smith | 1991 |
| 55 | | Derrick Williams | 2007 |
| 55 | | Geno Lewis | 2014 |
| 12. | 54 | Juwan Johnson | 2017 |
| 54 | | Saquon Barkley, RB | 2017 |
| 14. | 53 | Derek Moyer | 2010 |
| 53 | | DaeSean Hamilton | 2017 |

TOTAL OFFENSE/ALL-PURPOSE

TOTAL OFFENSE, CAREER

| | Total | Rush | Pass | |
|----|-------|------|------|-------------------------------|
| 1. | 8731 | 988 | 7743 | Trace McSorley 2013-15 |
| 2. | 8215 | -242 | 8457 | Christian Hackenberg 2013-15 |
| 3. | 7796 | 584 | 7212 | Zack Mills 2001-04 |
| 4. | 6361 | 619 | 5742 | Daryll Clark 2006-09 |
| 5. | 6325 | -65 | 6390 | Matt McGloin 2009-12 |
| 6. | 6000 | 131 | 5869 | Tony Sacca 1988-91 |
| 7. | 5300 | -4 | 5304 | Kerry Collins 1991-94 |
| 8. | 5168 | 1637 | 3531 | Michael Robinson 2002-05 |
| 9. | 5162 | -220 | | |

RECORD WATCH

TOTAL OFFENSE, SEASON

| | Total | Rush | Pass | | |
|-----|-------|------|------|----------------------|------|
| 1. | 4061 | 491 | 5370 | Trace McSorley | 2017 |
| 2. | 3979 | 212 | 3614 | Trace McSorley | 2016 |
| 3. | 3220 | -51 | 3271 | Matt McGloin | 2012 |
| 4. | 3214 | 211 | 3003 | Daryll Clark | 2009 |
| 5. | 3156 | 806 | 2350 | Michael Robinson | 2005 |
| 6. | 2887 | -68 | 2955 | Christian Hackenberg | 2013 |
| 7. | 2883 | -94 | 2977 | Christian Hackenberg | 2014 |
| 8. | 2874 | 282 | 2592 | Daryll Clark | 2008 |
| 9. | 2660 | -19 | 2679 | Kerry Collins | 1994 |
| 10. | 2638 | -13 | 2651 | Anthony Morelli | 2007 |

TOTAL OFFENSE, GAME

| | Total | Rush | Pass | | |
|----|-------|------|------|--------------------------------|------|
| 1. | 456 | 2 | 454 | C. Hackenberg vs. UCF | 2014 |
| 2. | 418 | 138 | 280 | Z. Mills vs. Ohio State | 2001 |
| 3. | 408 | 73 | 335 | T. McSorley vs. Minnesota | 2016 |
| 4. | 402 | 60 | 342 | T. McSorley vs. Washington | 2017 |
| 5. | 398 | 19 | 379 | M. Robinson vs. Wisconsin | 2003 |
| 6. | 389 | -10 | 399 | Z. Mills vs. Iowa | 2002 |
| | 389 | 13 | 376 | T. McSorley vs. Michigan St. | 2016 |
| 8. | 383 | 2 | 381 | T. McSorley at Michigan St. | 2017 |
| 9. | 371 | 0 | 371 | C. Hackenberg vs. Boston Coll. | 2014 |
| | 371 | 46 | 325 | T. McSorley vs. Nebraska | 2017 |

TDs RESPONSIBLE FOR, CAREER

| | | | |
|-----|----|----------------------|------------|
| 1. | 83 | Trace McSorley | 2015-pres. |
| 2. | 65 | Daryll Clark | 2006-09 |
| 3. | 55 | Christian Hackenberg | 2013-15 |
| 4. | 54 | Saquon Barkley | 2015-17 |
| 5. | 53 | Matt McGloin | 2009-12 |
| | 53 | Zack Mills | 2001-04 |
| 7. | 51 | Todd Blackledge | 1980-82 |
| 8. | 47 | Tony Sacca | 1988-91 |
| 9. | 46 | Michael Robinson | 2002-05 |
| 10. | 43 | Chuck Fusina | 1975-78 |

TDs RESPONSIBLE FOR, SEASON

| | | | |
|-----|----|----------------------|------|
| 1. | 39 | Trace McSorley | 2017 |
| 2. | 36 | Trace McSorley | 2016 |
| 3. | 31 | Daryll Clark | 2009 |
| 4. | 29 | Daryll Clark | 2008 |
| | 29 | Matt McGloin | 2012 |
| | 29 | Lydell Mitchell | 1971 |
| 7. | 28 | Michael Robinson | 2005 |
| 8. | 25 | Todd Blackledge | 1982 |
| | 25 | Tony Sacca | 1991 |
| 10. | 24 | Christian Hackenberg | 2013 |
| | 24 | Doug Strang | 1983 |
| | 24 | Saquon Barkley | 2017 |

TOTAL OFFENSE YARDS PER PLAY, CAREER

| | | | |
|-----|------|----------------|------------|
| 1. | 7.42 | Kerry Collins | 1991-94 |
| 2. | 7.34 | Mike McQueary | 1995-97 |
| 3. | 7.16 | Ki-Jana Carter | 1992-94 |
| 4. | 7.05 | Trace McSorley | 2015-pres. |
| 5. | 6.92 | Tom Shuman | 1972-74 |
| 6. | 6.85 | Daryll Clark | 2005-09 |
| 7. | 6.66 | John Hufnagel | 1970-72 |
| 8. | 6.59 | Chuck Fusina | 1975-78 |
| 9. | 6.42 | Larry Johnson | 1998-02 |
| 10. | 6.41 | Matt McGloin | 2009-12 |

TOTAL OFFENSE YARDS PER PLAY, SEASON

| | | | |
|-----|------|----------------|------|
| 1. | 9.64 | Kerry Collins | 1994 |
| 2. | 8.19 | Tom Shuman | 1973 |
| 3. | 7.88 | Chuck Fusina | 1977 |
| 4. | 7.77 | Ki-Jana Carter | 1994 |
| 5. | 7.70 | Larry Johnson | 2002 |
| 6. | 7.47 | Trace McSorley | 2016 |
| 7. | 7.18 | Daryll Clark | 2008 |
| 8. | 7.12 | John Hufnagel | 1971 |
| 9. | 7.11 | Trace McSorley | 2017 |
| 10. | 7.09 | Mike McQueary | 1997 |

TOUCHDOWNS, CAREER

| | | | |
|-----|----|------------------|-------------|
| 1. | 53 | Saquon Barkley | 2015-17 |
| 2. | 41 | Lydell Mitchell | 1969-71 |
| 3. | 38 | Curtis Enis | 1995-97 |
| 4. | 36 | Larry Johnson | 1999-2002 |
| 5. | 34 | Ki-Jana Carter | 1992-94 |
| 6. | 33 | Curt Warner | 1979-82 |
| 7. | 32 | Charlie Pittman | 1967-69 |
| | 32 | Bobby Engram | 1991, 93-95 |
| | 32 | Evan Royster | 2007-10 |
| 10. | 31 | Ritche Anderson | 1989-92 |
| 11. | 30 | John Cappelletti | 1972-73 |
| 12. | 29 | DJ Dozier | 1983-86 |
| | 29 | Matt Suhey | 1976-79 |
| 14. | 28 | Tony Hunt | 2003-06 |
| 15. | 27 | Kenny Jackson | 1980-83 |
| | 27 | Eric McCook | 1998-01 |
| -- | 21 | Trace McSorley | 2015-pres. |

PUNT RETURNS

| PUNT RETURN AVERAGE, CAREER | | | |
|-----------------------------|------|-------------------|------------|
| (Min. 15 returns) | | | |
| 1. | 17.6 | Ron Younker | 1953-54 |
| 2. | 16.5 | Wally Triplett | 1946-48 |
| 3. | 15.9 | Don Jonas | 1958-61 |
| ... | | | |
| 14. | 12.6 | O.J. McDuffie | 1988-92 |
| 15. | 12.0 | Matt Suhey | 1976-79 |
| 16. | 11.9 | Chris Campbell | 1994-96 |
| 17. | 11.1 | Bobby Engram | 1991,93-95 |
| | 11.1 | Devon Smith | 2009-11 |
| | 11.1 | DeAndre Thompkins | 2014-pres. |
| 20. | 11.0 | Derrick Williams | 2005-08 |
| 21. | 10.9 | Michael Timpson | 1985-88 |

PUNT RETURN AVERAGE, SEASON

| PUNT RETURN AVERAGE, SEASON | | | |
|-----------------------------|------|-------------------|------|
| (Min. 15 returns) | | | |
| 1. | 21.4 | Don Jonas | 1960 |
| 2. | 19.2 | Gary Hayman | 1973 |
| 3. | 17.5 | Lenny Moore | 1953 |
| 4. | 17.0 | Shorty Miller | 1912 |
| 5. | 16.1 | Ron Younker | 1954 |
| 6. | 16.0 | Bob Pollard | 1951 |
| 7. | 15.7 | Dick Hoak | 1959 |
| 8. | 15.2 | Matt Suhey | 1978 |
| 9. | 14.6 | O.J. McDuffie | 1989 |
| 10. | 14.2 | Mike Irwin | 1965 |
| 11. | 13.7 | Jimmy Cefalo | 1977 |
| 12. | 13.6 | Dennis Onkotz | 1969 |
| 13. | 13.3 | DeAndre Thompkins | 2017 |
| 14. | 13.3 | O.J. McDuffie | 1992 |
| 15. | 13.1 | Tisen Thomas | 1990 |

PUNT RETURN YARDS, CAREER

| | | | |
|-----|------|-------------------|-------------|
| 1. | 1171 | Bruce Branch | 1997-01 |
| 2. | 1059 | O.J. McDuffie | 1988-92 |
| 3. | 812 | Calvin Lowry | 2002-05 |
| 4. | 786 | Bobby Engram | 1991, 93-95 |
| 5. | 724 | Derrick Williams | 2005-08 |
| 6. | 717 | Gary Hayman | 1972-73 |
| 7. | 671 | Kevin Baugh | 1980-83 |
| 8. | 650 | Jim Coates | 1984-87 |
| 9. | 619 | Dennis Onkotz | 1967-69 |
| 10. | 566 | DeAndre Thompkins | 2014-pres. |

PUNT RETURN YARDS, SEASON

| | | | |
|-----|-----|-------------------|------|
| 1. | 528 | Bryant Johnson | 2002 |
| 2. | 464 | Bruce Branch | 1999 |
| 3. | 446 | Bruce Branch | 1998 |
| 4. | 442 | Gary Hayman | 1973 |
| 5. | 402 | Bobby Engram | 1993 |
| 6. | 398 | O.J. McDuffie | 1992 |
| 7. | 380 | Tisen Thomas | 1990 |
| 8. | 358 | O.J. McDuffie | 1991 |
| 9. | 340 | Calvin Lowry | 2005 |
| 10. | 325 | Dennis Onkotz | 1969 |
| 11. | 319 | DeAndre Thompkins | 2017 |
| 12. | 315 | Kevin Baugh | 1982 |

PUNT RETURNS, CAREER

| | | | |
|-----|-----|-------------------|-------------|
| 1. | 109 | Bruce Branch | 1997-01 |
| 2. | 86 | Jim Coates | 1984-87 |
| | 86 | Calvin Lowry | 2002-05 |
| 4. | 84 | O.J. McDuffie | 1988-92 |
| 5. | 71 | Bobby Engram | 1991, 93-95 |
| 6. | 66 | Derrick Williams | 2005-08 |
| 7. | 62 | Kevin Baugh | 1980-83 |
| 8. | 56 | Gary Hayman | 1972-73 |
| | 51 | DeAndre Thompkins | 2014-pres. |
| 10. | 50 | Jesse Della Valle | 2010-14 |

KICK RETURNS

| KICK RETURN AVERAGE, CAREER | | | |
|-----------------------------|------|-----------------|-------------|
| (Min. 15 returns) | | | |
| 1. | 29.6 | Larry Joe | 1946-48 |
| 2. | 28.8 | Curt Warner | 1979-82 |
| 3. | 28.4 | Charlie Pittman | 1967-69 |
| 4. | 27.8 | Saquon Barkley | 2015-17 |
| 5. | 26.9 | Gary Hayman | 1972-73 |
| 6. | 26.3 | Blair Thomas | 1985-87, 89 |
| 7. | 25.7 | Roger Kochman | 1959-62 |
| 8. | 25.6 | Chaz Powell | 2008-11 |
| 9. | 24.6 | Lydell Mitchell | 1969-71 |
| 10. | 24.4 | Shelly Hammonds | 1990-93 |
| 11. | 24.3 | Lenny Moore | 1953-55 |
| 12. | 24.2 | Gary Brown | 1987-90 |
| 13. | 24.0 | A.J. Wallace | 2006-09 |
| 14. | 23.6 | Richie Anderson | 1989, 91-92 |
| 15. | 23.6 | Nick Scott | 2014-pres. |

KICKOFF RETURN YARDS, CAREER

| | | | |
|-----|------|------------------|------------|
| 1. | 1866 | Chaz Powell | 2007-11 |
| 2. | 1506 | Kenny Watson | 1996-2000 |
| 3. | 1347 | Larry Johnson | 1998-2002 |
| 4. | 1216 | Kevin Baugh | 1980-83 |
| 5. | 1128 | A.J. Wallace | 2006-09 |
| 6. | 1127 | Jim Coates | 1984-87 |
| 7. | 1095 | Derrick Williams | 2005-08 |
| 8. | 922 | Curt Warner | 1979-82 |
| 9. | 920 | Gary Brown | 1987-90 |
| 10. | 764 | Miles Sanders | 2016-pres. |

KICKOFF RETURN YARDS, SEASON

| | | | |
|-----|-----|------------------|------|
| 1. | 733 | Chaz Powell | 2011 |
| 2. | 688 | Miles Sanders | 2016 |
| 3. | 659 | Grant Haley | 2014 |
| 4. | 581 | A.J. Wallace | 2007 |
| 5. | 530 | Chris Eberly | 1997 |
| 6. | 522 | Kenny Watson | 1999 |
| 7. | 515 | Derrick Williams | 2008 |
| 8. | 503 | Chaz Powell | 2010 |
| | 503 | Kevin Baugh | 1983 |
| 10. | 493 | Curt Warner | 1979 |

KICKOFF RETURNS, CAREER

| | | | |
|-----|----|------------------|------------|
| 1. | 73 | Chaz Powell | 2007-11 |
| 2. | 67 | Kenny Watson | 1996-00 |
| 3. | 62 | Kevin Baugh | 1980-83 |
| 4. | 59 | Larry Johnson | 1998-02 |
| 5. | 51 | Jim Coates | 1984-87 |
| 6. | 50 | Derrick Williams | 2005-08 |
| 7. | 47 | A.J. Wallace | 2006-09 |
| 8. | 38 | Gary Brown | 1987-90 |
| | 38 | Miles Sanders | 2016-pres. |
| 10. | 32 | Grant Haley | 2014-17 |
| | 32 | Curt Warner | 1979-82 |

KICKOFF RETURNS, SEASON

| | | | |
|-----|----|---------------|------|
| 1. | 33 | Miles Sanders | 2016 |
| 2. | 32 | Grant Haley | 2014 |
| 3. | 27 | Chaz Powell | 2011 |
| 4. | 26 | Kevin Baugh | 1983 |
| 5. | 22 | Gary Brown | 1988 |
| | 22 | Geno Lewis | 2013 |
| | 22 | Chris Eberly | 1997 |
| | 22 | A.J. Wallace | 2007 |
| | 22 | Kenny Watson | 1999 |
| 10. | 21 | Chaz Powell | 2010 |

PUNTING

| PUNTING AVERAGE, CAREER | | | |
|-------------------------|-------|------------------|------------|
| (Min. 50 punts) | | | |
| 1. | 43.13 | Jeremy Boone | 2007-09 |
| 2. | 43.00 | George Reynolds | 1980-83 |
| 3. | 42.95 | Blake Gillikin | 2016-pres. |
| 4. | 41.84 | Pat Pidgeon | 1996-99 |
| 5. | 41.79 | Ralph Giacommaro | 1979-82 |
| 6. | 41.74 | Jeremy Kapinos | 2003-06 |
| 7. | 41.73 | Anthony Fera | 2010-11 |
| 8. | 41.71 | John Bruno Jr. | 1984-86 |
| 9. | 40.5 | Chris Clauss | 1987 |
| 10. | 39.95 | David Royer | 1999-2002 |

PUNTING AVERAGE, SEASON

| PUNTING AVERAGE, SEASON | | | |
|-------------------------|-------|------------------|------|
| (Minimum 30 punts) | | | |
| 1. | 43.55 | Ralph Giacommaro | 1981 |
| 2. | 43.32 | Jeremy Boone | 2009 |
| 3. | 43.31 | Ralph Giacommaro | 1980 |
| 4. | 43.15 | Blake Gillikin | 2017 |
| 5. | 43.03 | Jeremy Boone | 2008 |
| 6. | 43.02 | Jeremy Boone | 2007 |
| 7. | 42.92 | John Bruno Jr. | 1985 |
| 8. | 42.80 | Blake Gillikin | 2016 |
| 9. | 42.63 | George Reynolds | 1983 |
| 10. | 42.58 | Pat Pidgeon | 1998 |

PUNTING AVERAGE, GAME

| PUNTING AVERAGE, GAME | | | |
|-----------------------|-------|-------------------------------|------|
| (Minimum 4 punts) | | | |
| 1. | 54.75 | Ralph Giacommaro at Syracuse | 1981 |
| 2. | 52.40 | Bob Campbell vs. Miami (Fla.) | 1968 |
| 3. | 52.00 | Jeremy Kapinos vs. Purdue | 2004 |
| 4. | 51.40 | Jeremy Boone vs. Texas A&M | 2007 |
| 5. | 51.00 | Doug Helkowski vs. Texas | 1990 |
| 6. | 50.80 | Blake Gillikin vs. USC | 2016 |
| 7. | 50.50 | Jeremy Kapinos at Ohio State | 2004 |
| | 50.50 | Jeremy Kapinos at Ohio State | 2006 |
| 9. | 49.50 | Jeremy Boone at Illinois | 2009 |
| 10. | 48.80 | Chris Gulla vs. Akron | 2014 |

LONGEST PUNTS

| | | | |
|-----|----|---------------------------------|------|
| 1. | 89 | Coop French at Iowa | 1930 |
| 2. | 78 | Jeremy Kapinos at Ohio State | 2004 |
| 3. | 76 | Chris Clauss vs. Rutgers | 1987 |
| 4. | 74 | Anthony Fera at Iowa | 2010 |
| 5. | 73 | Milt Plum at Ohio State | 1956 |
| 6. | 71 | Joe Colone at Syracuse | 1946 |
| 7. | 71 | John Bruno Jr. vs. Boston Coll. | 1985 |
| 8. | 70 | Coop French at Iowa | 1930 |
| | 70 | Joe Colone at Syracuse | 1946 |
| | 70 | Jeremy Kapinos vs. Purdue | 2004 |
| | 70 | Jeremy Boone at Illinois | 2007 |
| 12. | 69 | Bob Parsons at Colorado | 1970 |
| | 69 | Anthony Fera vs. Purdue | 2011 |
| | 69 | Blake Gillikin at Pitt | 2016 |
| 15. | 68 | Jeremy Kapinos at Ohio State | 2006 |
| | 68 | Jeremy Boone at Indiana | 2007 |
| 17. | 67 | Joe Colone vs. Navy | 1947 |
| | 67 | Art Betts vs. Michigan State | 1951 |
| | 67 | Wayne Corbett at Pittsburgh | 1965 |
| 20. | 66 | Frank Hershey vs. Maryland | 1964 |
| | 66 | Jeremy Boone at Illinois | 2009 |
| | 66 | Alex Butterworth vs. Michigan | 2013 |
| 23. | 65 | W.G. Cooper vs. Villanova | 1935 |
| | 65 | Tom Cherry vs. UCLA | 1967 |
| | 65 | Bob Parsons vs. Colorado | 1969 |
| | 65 | Blake Gillikin vs. USC | 2016 |

GAME 1

APP STATE 38



vs.



45 PENN STATE

BEAVER STADIUM
BTN

SEPT. 1, 2018
ATTN: 105,232



GAME RECAP

UNIVERSITY PARK, Pa. - A rushing touchdown from Miles Sanders and an interception in the end zone by Amani Oruwariye secured a thrilling 45-38 overtime victory for No. 10/9 Penn State over Appalachian State in front of 105,232 roaring fans in the 2018 opener.

It was the largest crowd for a Penn State season opener since 2008.

Trailing by a touchdown with 1 minute, 39 seconds to go in regulation, quarterback Trace McSorley engineered a touchdown drive to tie the game at 38-38 and force overtime. Penn State went on offense first and handed the ball to Sanders four consecutive times, with his last rush crossing the goal line from 4 yards out. Appalachian State threatened on its offensive possession, converting a fourth-and-1 to earn a fresh set of downs at the 15-yard line, but Oruwariye picked Zac Thomas' first-down pass off in the end zone to end the game. It was the third consecutive season opener in which Oruwariye pulled in an interception.

The Nittany Lions held a 24-10 lead through three quarters, but the Mountaineers stormed back in the fourth quarter, scoring four touchdowns and allowing just one for a 38-31 lead with under two minutes to play.

Penn State responded as redshirt freshman KJ Hamler setup a game-tying touchdown drive with a 52-yard kickoff return out of the end zone, patiently waiting for a lane to develop before bursting down the right sideline. McSorley went to work from the App State 48 with 1:39 on the clock, going 5-for-6 passing - including a fourth-and-2 conversion - and ultimately connected with Hamler for a 15-yard touchdown to tie the score at 38-38 with 42 seconds to play.

Appalachian State missed a 56-yard field goal attempt on its ensuing drive with 15 seconds left on the clock, sending the game to overtime. Penn State got the ball first in the extra session and handed it over Sanders to do all of the work on the ground. Sanders used four carries to rush for 25 yards and a touchdown that put the Nittany Lions ahead 45-38.

After the Mountaineers converted on a fourth down, Thomas heaved a ball into the corner of the end zone, but it was Oruwariye who came down with the pigskin to seal the Penn State victory.

McSorley accounted for three touchdowns, two rushing and one passing, and finished with 283 total offense yards. The senior signal caller connected on 21 of his 36 passing attempts.

Sanders rushed for 91 yards and two touchdowns, including the game-winner. Linebacker Jan Johnson led the Nittany Lion defense with 11 total tackles.

KEYS AND DIFFERENCE MAKERS

Miles Sanders (PSU, RB) and the Ground Game

Making just his second career start, Sanders enjoyed a career game, setting highs in rushing yards (91), attempts (19) and rushing touchdowns (2), not to mention the game-winning score in overtime.

Five of Penn State's six touchdowns scored in the game came on the ground, as McSorley scored two and totaled 53 yards rushing 12 carries. Freshman Ricky Slade added 39 yards on six carries in his debut, including a 27-yard touchdown run late in the third quarter.

Trace McSorley (PSU, QB)

McSorley completed 21-of-36 passes for 230 yards and a touchdown and rushed 12 times for 53 yards and two touchdowns.

KJ Hamler (PSU, WR/KR)

Hamler made an impact in his collegiate debut, catching four passes for a team-high 68 yards and a game-tying touchdown, while also breaking through for 52 yards on his lone kickoff return to setup the game-tying drive with less than two minutes to go in regulation. The redshirt freshman also hauled in a 46-yard reception early in the fourth quarter, which led to a Miles Sanders rushing touchdown and a 31-17 Penn State lead with 11:17 remaining.

Notable Nittany Lions

Wide receiver Juwan Johnson led the Lions with six receptions, totaling 67 yards. He was one of seven receivers that McSorley targeted.

On defense, Johnson made his first career start at middle linebacker and totaled a game- and career-high 11 tackles. In the secondary, safety Nick Scott made a career-best nine tackles and registered his first career sack.

Appalachian State Kickoff Return Touchdown

Penn State scored on the game's opening drive, but App State's Darrynton Evans returned the ensuing kickoff 100 yards for a touchdown. It was the first kickoff return touchdown Penn State had allowed since yielding one at Northwestern in 2015.

SCORING SUMMARY

| | 1 | 2 | 3 | 4 | OT | F |
|-----|----|---|----|----|----|----|
| APP | 10 | 0 | 0 | 28 | 0 | 38 |
| PSU | 7 | 3 | 14 | 14 | 7 | 45 |

| | | | | | |
|-----|-------|-----|--|--|------------------|
| 1st | 12:02 | PSU | | | 7-75/2:58/0-7 |
| | 11:48 | APP | | | 7-7 |
| | 4:10 | APP | | | 12-60/6:37/10-7 |
| | 0:12 | PSU | | | 12-77/4:32/10-10 |
| 2nd | 9:41 | PSU | | | 8-65/3:22/10-17 |
| 3rd | 2:41 | PSU | | | 8-72/3:40/10-24 |
| | 13:39 | APP | | | 10-75/4:02/17-24 |
| 4th | 11:17 | PSU | | | 6-75/2:22/17-31 |
| | 7:40 | APP | | | 9-80/3:32/24-31 |
| | 6:03 | APP | | | 4-53/1:36/31-31 |
| | 1:47 | APP | | | 4-42/1:12/38-31 |
| | 0:42 | PSU | | | 7-48/0:57/38-38 |
| OT | -- | PSU | | | 4-25/0:00/38-45 |

TEAM STATS

| | APP | PSU |
|---------------------|---------|---------|
| First Downs | 22 | 24 |
| Rushing Yards | 159 | 205 |
| Passing Yards | 292 | 229 |
| Passing (C-A-Int) | 26-39-1 | 20-35-0 |
| Total Offense | 451 | 434 |
| Plays | 76 | 79 |
| Fumbles (#-Lost) | 1-0 | 0-0 |
| Penalties (#-Yards) | 9-100 | 2-10 |
| Possession Time | 32:28 | 27:32 |
| 3rd-Down Conv. | 6-16 | 6-15 |
| Red Zone | 3-4 | 6-6 |
| Touchdowns | 3 | 5 |
| Field goals | 0 | 1 |

OTHER

| | | |
|-------------------|-------------------|------|
| Time of Game | | 3:40 |
| Appalachian State | 0-1, 0-0 Sun Belt | |
| Penn State | 1-0, 0-0 BIG | |

INDIVIDUAL STATISTICS

RUSHING

App State-Moore, Jalin 18-88; Thomas, Zac 15-43; Heath, Dominique 1-19; Evans, Darrynton 3-9.
Penn State-Sanders, Miles 19-91; McSorley, Trace 12-53; Slade, Ricky 6-39; Allen, Mark 6-25; TEAM 1-minus 3.

PASSING

App State-Thomas, Zac 25-38-1-270; Derrick, Peyton 1-1-0-22.
Penn State-McSorley, Trace 20-35-0-229.

RECEIVING

App State-Sutton, Corey 6-87; Moore, Jalin 5-36; Williams, Malik 4-66; Hennigan, Thomas 4-28; Heath, Dominique 2-35; Evans, Darrynton 2-10; Virgil, Jalen 1-14; Pearson, Henry 1-8; Papenheim, Devin 1-8.
Penn State-Johnson, Juwan 6-67; Hamler, KJ 3-67; Sanders, Miles 3-20; Allen, Mark 3-18; Holland, Jonathan 2-36; Polk, Brandon 2-19; Dalton, Danny 1-2.

TOP TACKLERS (T-UA-A)

App State-Flory, Anthony 9-3-6; Fehr, Jordan 8-5-3; Duck, Clifton 7-5-2; Hayes, Tae 6-5-1; Davis-Gaither, Akeem 5-2-3; Franklin, Desmond 4-4-0; Godwin, Okon 4-2-2.
Penn State-Johnson, Jan 11-4-7; Scott, Nick 9-5-4; Taylor, Garrett 8-6-2; Oruwariye, Amani 7-7-0; Farmer, Koa 5-3-2; Castro-Fields, Tariq 4-2-2; Brown, Cam 4-2-2; Parsons, Micah 4-0-4.

GAME 2

PENN STATE **51**



6 PITTSBURGH

HEINZ FIELD
ABC
SEPT. 8, 2018
ATTN: 68,400



GAME RECAP

PITTSBURGH - No. 13/10 Penn State never trailed as success in all three phases of the game and a dominant second half led the Nittany Lions to a 51-6 victory over Pittsburgh on a rainy Saturday night at Heinz Field.

The 45-point margin of victory was the largest in the Penn State-Pitt series since a 52-point win (65-9) over the Panthers in 1968.

The teams were only separated by a missed extra point (7-6) for the majority of the first half, but Penn State never looked back after quarterback Trace McSorley connected with wide receiver KJ Hamler for a touchdown just before halftime, giving the Lions a 14-6 lead. The seven points were the first of 44 unanswered that the Nittany Lions would score, of which 37 came in the second half.

The Nittany Lion defense held Pitt to 69 yards in the second half, including minus-2 in the third quarter. On offense McSorley rushed and passed for a touchdown, Mark Allen rushed for a touchdown and quarterback Sean Clifford threw a 34-yard touchdown pass to Brandon Polk on his first career play. On special teams, DeAndre Thompkins returned a punt for a touchdown, while the defense added two points with a safety.

McSorley completed 14-of-30 passes for 145 yards as wet and rainy conditions factored in several dropped passes, but he threw for two touchdowns and rushed five times for 36 yards and a touchdown. Hamler was the leading receiver with three catches for 40 yards and a touchdown, and he also scored Penn State's first touchdown of the game on a jet sweep from 32 yards out. Additionally, running back Miles Sanders posted his first career 100-yard rushing game, totaling 118 yards on 16 carries, with a long rush of 41 yards.

In the second half, Penn State's average field position was its own 46, while Pitt was mired at its own 18. Six of Pitt's nine offensive drives in the second half started inside its own 16, including its first four of the half.

Gillikin enjoyed a strong game punting, with three punts inside the 10, four inside the 20 and two punts for more than 50 yards.

Second Half Defense

Pitt outgained Penn State 231-188 in the first half, with 214 yards rushing, but the Nittany Lions tightened up in the second half. Pitt lost 2 yards in the third quarter and managed just 71 yards in the fourth, also only gaining just five first downs. Penn State never let Pitt's passing game off the ground, holding quarterback Kenny Pickett to just 55 yards on nine completions and an interception on 18 passing attempts for the game.

Miles Sanders (PSU, RB) and the Ground Game

Penn State surpassed 200 yards rushing as a team for a fifth consecutive game, led by Sanders' 118 yards. McSorley added 36 yards and a touchdown on five carries, while Hamler's first career rush went for 32 yards and a touchdown. Allen rushed for 12 yards and his first touchdown since the 2016 season.

Trace McSorley (PSU, QB)

McSorley was responsible for three touchdowns, throwing for two and running for one. He completed 14-of-30 passes for 145 yards and touchdowns to redshirt freshmen Hamler and Mac Hippenhammer, while running for a touchdown amongst his five carries for 36 yards. It was McSorley's 18th career game with both a rushing and passing touchdown, and he has now completed a touchdown pass in 30 consecutive games, extending his school-record and FBS-leading streak.

KJ Hamler (Penn State, WR/KR)

Hamler enjoyed his first multi-touchdown game, registering the game's first score on a 32-yard run, and then hauling in a 14-yard touchdown catch just before halftime to give Penn State a 14-6 lead going into the locker room. His three receptions were a game high, and he totaled 40 yards.

Firsts

Hamler scored his first rushing touchdown for Penn State's first score of the game. In the fourth quarter, Hippenhammer scored his first receiving touchdown on his first reception and Clifford threw his first career touchdown pass on his first collegiate play.

SCORING SUMMARY

| | 1 | 2 | 3 | 4 | OT | F |
|-------------|----------|----------|-----------|-----------|----------|-----------|
| PSU | 7 | 7 | 16 | 21 | - | 51 |
| PITT | 6 | 0 | 0 | 0 | - | 6 |

| | | | | |
|-----|-------|-----|--|-----------------|
| 1st | 12:14 | PSU | | 3-63/1:09/7-0 |
| | 7:09 | UP | | 10-75/5:05/7-6 |
| | 0:26 | PSU | | 3-35/0:33/14-6 |
| 2nd | 0:26 | PSU | | 3-35/0:33/14-6 |
| | 8:36 | PSU | | 8-40/2:39/21-6 |
| 3rd | 7:38 | PSU | | 23-6 |
| | 0:28 | PSU | | 30-6 |
| 4th | 11:40 | PSU | | 5-64/2:29/37-6 |
| | 6:17 | PSU | | 12-61/4:00/44-6 |
| | 4:21 | PSU | | 1-34/0:11/51-6 |

TEAM STATS

| | PSU | PITT |
|---------------------|---------|--------|
| First Downs | 23 | 15 |
| Rushing Yards | 211 | 245 |
| Passing Yards | 179 | 55 |
| Passing (C-A-Int) | 15-31-0 | 9-18-1 |
| Total Offense | 390 | 300 |
| Plays | 64 | 70 |
| Fumbles (#-Lost) | 3-2 | 4-2 |
| Penalties (#-Yards) | 4-45 | 14-116 |
| Possession Time | 25:38 | 34:22 |
| 3rd-Down Conv. | 4-11 | 4-14 |
| Red Zone | 4-4 | 1-3 |
| Touchdowns | 4 | 1 |
| Field goals | 0 | 0 |

KEYS AND DIFFERENCE MAKERS

Turnovers and Field Position

Pitt was stopped twice inside the Penn State 5-yard line in the first half, as cornerback Amani Oruwariye intercepted a Pitt pass at the 3-yard line late in the first quarter and cornerback Zech McPhearson dropped Pitt running back Qadree Ollison for a 3-yard loss on fourth-and-3 at the Penn State 4 late in the second quarter.

Penn State benefitted from another turnover late in the first half following the fourth-down stop. The Nittany Lions went three-and-out, but punter Blake Gillikin boomed a 47-yard punt to the Pitt 38. Penn State then forced a three-and-out and Pitt punter Kirk Christodoulou fumbled the snap, allowing Jarvis Miller to recover it for Penn State at the Pitt 35. It took Penn State just three plays to find the end zone. After an incompleting, Sanders rushed for 21 yards and then McSorley found Hamler wide open over the middle for a 14-yard touchdown reception and a 14-6 lead.

INDIVIDUAL STATISTICS

RUSHING

Penn State-Sanders, Miles 16-118; McSorley, Trace 5-36; Hamler, KJ 1-32; Slade, Ricky 4-13; Allen, Mark 7-12.
Pitt-Ollison, Qadree 21-119; Jacques-Louis, Shockey 2-39; Davis, A.J. 6-38; Pickett, Kenny 14-30; Hall, Darrin 7-28; Aston, George 1-minus 2; Christodoulou, Kirk 1-minus 7.

PASSING

Penn State-McSorley, Trace 14-30-0-145; Clifford, Sean 1-1-0-34.
Pitt-Pickett, Kenny 9-18-1-55.

RECEIVING

Penn State-Hamler, KJ 3-40; Polk, Brandon 2-45; Holland, Jonathan 2-25; Johnson, Juwan 2-23; Dalton, Danny 2-17; Hippenhammer, Mac 1-11; Allen, Mark 1-7; Sanders, Miles 1-6; Freiermuth, Pat 1-5.
Pitt-Jacques-Louis, Shockey 2-21; Aston, George 2-14; Ollison, Qadree 2-3; Mack, Taysir 1-9; Butler-Jenkins, Dontavious 1-4; Hall, Darrin 1-4.

TOP TACKLERS (T-UA-A)

Penn State-Parsons, Micah 7-5-2; Givens, Kevin 7-5-2; Toney, Shaka 5-5-0; Taylor, Garrett 5-2-3; Johnson, Jan 5-2-3; Castro-Fields, Tariq 5-1-4.
Pitt-Wirginis, Quintin 9-7-2; Briggs, Dennis 6-6-0; Jackson, Dane 4-4-0; Weaver, Rashad 4-3-1; Idowu, Oluwaseun 4-3-1; Stocker, Jazzee 3-3-0; Mathis, Damarri 3-3-0; Hendrix, DeWayne 3-1-2.



MARK ALLEN 8
Running Back | 5-6 | 190
Graduate/Senior
Hyattsville, Md./DeMatha
Major: Journalism (2nd degree)

» 2018

Season: Appeared in two games...One of 10 Penn Staters to enter 2018 having already earned a degree...Graduated with his degree in criminology in August 2017.

Appalachian State (9/1): Had six carries for 25 yards...Set a career high with three catches for 18 yards. **Pittsburgh (9/8):** Ran for 12 yards on seven carries, including a 4-yard touchdown and a 10-yard rush...Hauled in a 7-yard reception.

» 2018 GAME-BY-GAME

Rushing (Carries-Yards-TD)
APPALACHIAN STATE 6-25-0; PITTSBURGH 7-12-1.

Receiving (Receptions-Yards-TD)
APPALACHIAN STATE 3-18-0; PITTSBURGH 1-7-0.

» ALLEN'S CAREER STATISTICS & GAME HIGHS

| | Att.-Yds. | Avg. | TD | LG | Rec.-Yds. | Avg. | TD | LG |
|---------------|---------------|------------|----------|-----------|---------------|------------|----------|-----------|
| 2015 | 27-98 | 3.6 | 1 | 28 | 4-44 | 11.0 | 1 | 16 |
| 2016 | 29-115 | 4.0 | 1 | 17 | 4-24 | 6.0 | 1 | 27 |
| 2017 | 9-38 | 4.2 | - | 8 | - | - | - | - |
| 2018 | 13-37 | 2.8 | 1 | 10 | 4-25 | 6.3 | - | 9 |
| CAREER | 78-289 | 3.7 | 3 | 28 | 15-111 | 7.4 | 2 | 27 |

Rushing attempts 8; Indiana, 10/10/15
Rushing Yards 45; Indiana, 10/10/15
Rushing Touchdowns 1; Three Times: Last at Pittsburgh, 9/8/18
Longest Rush 28 yards; Indiana, 10/10/15

Receptions 3; Appalachian State, 9/1/18
Receiving Yards 29; San Diego State, 9/26/15
Receiving Touchdowns 1; Twice: Last at Rutgers, 11/19/16
Longest Reception 27 yards; at Rutgers, 11/19/16

NOTE: Has six career punt returns for 43 yards (7.2 ypr).



RYAN BATES 52
Offensive Line | 6-4 | 301
Senior/Junior
Warrington, Pa./Archbishop Wood
Major: Labor & Employment Relations

» 2018

Awards: Among the candidates on the preseason watch list for the Outland Trophy, given to the top interior lineman.

Season: Made two starts.

Appalachian State (9/1): Helped the Nittany Lion offense to 434 yards, including 204 on the ground...Cleared the way for five rushing touchdowns, including two by Trace McSorley and two by Miles Sanders... Helped McSorley to collect his 17th game with a passing and a rushing touchdown...Sanders set a career high with 91 yards, while Ricky Slade scored his first career touchdown, a 27-yard run. **Pittsburgh (9/8):** Part of an offensive line that aided the Nittany Lions to 390 total yards...Led the way for 211 yards on the ground and three rushing touchdowns... Protected McSorley as he earned his 18th game with a passing and a rushing touchdown...Helped Miles Sanders collect his first career 100-yard game...Selected by Pro Football Focus for it's Big Ten and National Team of the Week.



ELLIS BROOKS 13
Linebacker | 6-1 | 237
Sophomore/Freshman
Mechanicsville, Va./Benedictine College Prep
Major: Division of Undergraduate Studies

» 2018

Season: Appeared in one game...One of 20 players to make their Penn State debut this season.

Appalachian State (9/1): Made his collegiate debut seeing time on defense and special teams...Assisted on a tackle. **Pittsburgh (9/8):** Recorded two solo tackles...Selected by Pro Football Focus for it's Big Ten Team of the Week.

» 2018 GAME-BY-GAME

Tackles (Solo-Assisted-Total)
APPALACHIAN STATE 0-1-1; PITTSBURGH 2-0-2.

» BROOKS' CAREER STATISTICS & GAME HIGHS

| | UA-A | TK | FF | FR | I | PBU | SACK | TFL |
|---------------|------------|----------|----------|----------|----------|----------|----------|----------|
| 2018 | 2-1 | 3 | - | - | - | - | - | - |
| CAREER | 2-1 | 3 | - | - | - | - | - | - |

Tackles 2; at Pittsburgh, 9/8/18



CAM BROWN 6
Linebacker | 6-5 | 226
Junior/Junior
Burtonsville, Md./The Bullis School
Major: Kinesiology

» 2018

Season: Made two starts.

Appalachian State (9/1): Recorded four tackles, including two solo...Set a career high with his first full sack and tied a career high with a full tackle for loss. **Pittsburgh (9/8):** Made four stops, including a tackle for loss... Added a QB hurry.

» 2018 GAME-BY-GAME

Tackles (Solo-Assisted-Total)
APPALACHIAN STATE 2-2-4; PITTSBURGH 3-1-4.

» C. BROWN'S CAREER STATISTICS & GAME HIGHS

| | UA-A | TK | FF | FR | I | PBU | SACK | TFL |
|---------------|--------------|-----------|----------|----------|----------|----------|--------------|---------------|
| 2016 | 14-19 | 33 | - | - | - | - | 0.5-1 | 1.5-2 |
| 2017 | 16-15 | 31 | - | - | - | - | 0.5-4 | 1.0-4 |
| 2018 | 5-3 | 8 | - | - | - | - | 1.0-4 | 1.0-4 |
| CAREER | 35-37 | 72 | - | - | - | - | 2.0-9 | 3.5-10 |

Tackles 10; at Michigan, 9/24/16
Sacks 1.0; Appalachian State, 9/1/18
Tackles for Loss 1.0; Four times: Last at Pittsburgh, 9/8/18
Blocked Kicks 1 (punt); Ohio State, 10/22/16



JABARI BUTLER 20
Cornerback | 5-11 | 183
Senior/Junior
Potomac, Md./Bishop Gorman (Nev.)
Major: Telecommunications

Season: Appeared in two games... One of 20 players to make their Penn State debut this season.

Appalachian State (9/1): Made an appearance on special teams. **Pittsburgh (9/8):** Saw time on defense and special teams, making a tackle and forcing his first career fumble.

» 2018 GAME-BY-GAME

Tackles (Solo-Assisted-Total)
APPALACHIAN STATE 0-0-0; PITTSBURGH 1-0-1.

» BUTLER'S CAREER STATISTICS & GAME HIGHS

| | UA-A | TK | FF | FR | I | PBU | SACK | TFL |
|-------------------|---------------------------------------|-----------|----------|----------|----------|-----------|----------|----------|
| 2015* | 33-7 | 40 | - | 1 | 6 | 9 | - | - |
| 2016* | 9-5 | 14 | - | 1 | - | 1 | - | - |
| 2017 | Redshirt Season (NCAA Transfer Rules) | | | | | | | |
| 2018 | 1-0 | 1 | 1 | - | - | - | - | - |
| PSU CAREER | 1-0 | 1 | 1 | - | - | - | - | - |
| CAREER | 43-12 | 55 | 1 | 2 | 6 | 10 | - | - |

Tackles 6; vs. Sam Houston State, 10/17/15*
Forced Fumbles 1; at Pittsburgh, 9/8/18
Fumble Recoveries 2; vs. McNeese State, 10/31/15*
Long Fumble Return 21 yards; vs. Northwestern State, 11/7/15*
Interceptions 2; Twice: Last vs. McNeese State, 10/31/15*
Long Interception Return 49 yards; vs. Houston Baptist, 9/19/15*
Pass Breakups 3; at Incarnate Word, 10/25/15*

* - at Abilene Christian



TARIQ CASTRO-FIELDS 5
Cornerback | 6-0 | 189
Sophomore/Sophomore
Upper Marlboro, Md./Riverdale Baptist School
Major: Division of Undergraduate Studies

» 2018

Season: Appeared in two games...One of 11 Nittany Lions to make their first career start this year.

Appalachian State (9/1): Tied a career high with four stops and broke up two passes. **Pittsburgh (9/8):** Earned his first career start...Recorded a career-high five tackles.


» 2018 GAME-BY-GAME

Tackles (Solo-Assisted-Total)
APPALACHIAN STATE 2-2-4; PITTSBURGH 1-4-5.

» CASTRO-FIELDS' CAREER STATISTICS & GAME HIGHS

| | UA-A | TK | FF | FR | I | PBU | SACK | TFL |
|---------------|-------------|-----------|----------|----------|----------|----------|----------|--------------|
| 2017 | 9-1 | 10 | 1 | - | 1 | 3 | - | 2.0-8 |
| 2018 | 3-6 | 9 | - | - | - | 2 | - | - |
| CAREER | 12-7 | 19 | 1 | - | 1 | 5 | - | 2.0-8 |

Tackles 5; at Pittsburgh, 9/8/18
Tackles for Loss 1.0; Twice: Last vs. Washington, 12/30/17
Forced Fumbles 1; at Maryland, 11/25/17
Interceptions 1; Georgia State, 9/16/17
Pass Breakups 3; at Michigan State, 11/4/17



RAFAEL CHECA 90
Kicker | 6-2 | 201
Freshman/Freshman
Chevy Chase, Md./St. John's College H.S.
Major: Division of Undergraduate Studies

» 2018

Season: Appeared in two games...One of eight true freshmen to make their debut vs. App State...One of 20 players to make their Penn State debut this season...One of 11 players to make their first career start this year.

Appalachian State (9/1): Made his college debut...Averaged 60.2 yards on six kickoffs, including two touchbacks. **Pittsburgh(9/8):** Averaged 51.0 yards per kickoff on eight kicks, including two touchbacks.

» CHECA'S CAREER KICKOFF STATISTICS & GAME HIGHS

| | KO | Yds. | Avg. | TB | OB |
|---------------|----------|------------|-------------|----------|----------|
| 2018 | 14 | 361 | 60.2 | 2 | 0 |
| CAREER | 6 | 361 | 60.2 | 2 | 0 |

Kickoffs 8; at Pittsburgh, 9/8/18
Kickoff Yards 408; at Pittsburgh, 9/8/18
Kickoff Average 60.2; Appalachian State, 9/1/18
Touchbacks 2; Twice: Last at Pittsburgh, 9/8/18



SEAN CLIFFORD 14
 Quarterback | 6-2 | 219
 Sophomore/Freshman
 Cincinnati, Ohio/Saint Xavier
 Major: Division of Undergraduate Studies

» 2018
Season: Appeared in one game...One of 20 players to make their Penn State debut this season.


Pittsburgh (9/8): Connected with Brandon Polk for a 34-yard touchdown...On his first career pass attempt, became the first PSU quarterback to throw for a touchdown on his first career completion since Matt McGloin against Minnesota in 2010.

» 2018 GAME-BY-GAME
Passing (Comp-Att-Yds-TD-INT)
 APPALACHIAN STATE DNP; PITTSBURGH 1-1-34-1-0.

» CLIFFORD'S CAREER PASSING STATISTICS & GAME HIGHS

| | C-A | Yds. | % | TD-INT | YPG | LG |
|---------------|------------|-----------|--------------|------------|-------------|-----------|
| 2018 | 1-1 | 34 | 100.0 | 1-0 | 34.0 | 34 |
| CAREER | 1-1 | 34 | 100.0 | 1-0 | 34.0 | 34 |

Pass Completions 1; at Pittsburgh, 9/8/18
 Pass Attempts 1; at Pittsburgh, 9/8/18
 Passing Yards 34; at Pittsburgh, 9/8/18
 Rushing Touchdowns 1; at Pittsburgh, 9/8/18
 Long Pass 34 yards; at Pittsburgh, 9/8/18



DANNY DALTON 80
 Tight End/H-Back | 6-4 | 251
 Junior/Sophomore
 Marshfield, Mass./Marshfield
 Major: Criminology

» 2018
Season: Appeared in two games...One of 20 players to make their Penn State debut this season.

Appalachian State (9/1): Made his first career appearance...Recorded his first career catch, a 2-yard reception in the first quarter. **Pittsburgh (9/8):** Set career highs with two catches for 17 yards.

» 2018 GAME-BY-GAME
Receiving (Receptions-Yards-TD)
 APPALACHIAN STATE 1-2-0; PITTSBURGH 2-17-0.

» DALTON'S CAREER STATISTICS & GAME HIGHS

| | Att.-Yds. | Avg. | TD | LG | Rec.-Yds. | Avg. | TD | LG |
|---------------|-----------|----------|----------|----------|-------------|------------|----------|----------|
| 2017 | - | - | - | DNP | - | - | - | - |
| 2018 | - | - | - | - | 3-19 | 6.3 | - | 9 |
| CAREER | - | - | - | - | 3-19 | 6.3 | - | 9 |

Receptions 2; at Pittsburgh, 9/8/18
 Receiving Yards 17; at Pittsburgh, 9/8/18
 Long Reception 9 yards; at Pittsburgh, 9/8/18



DAE'LUN DARIEN 41
 Linebacker | 6-4 | 224
 Junior/Sophomore
 Baltimore, Md./Dunbar
 Major: Media Studies

» 2018
Season: Made one appearance this season.

Pittsburgh (9/8): Saw time on defense and special teams...Recorded two tackles and a QB hurry.

» 2018 GAME-BY-GAME
Tackles (Solo-Assisted-Total)
 APPALACHIAN STATE DNP; PITTSBURGH 2-0-2.

» DARIEN'S CAREER STATISTICS & GAME HIGHS

| | UA-A | TK | FF | FR | I | PBU | SACK | TFL |
|---------------|------------|----------|----------|----------|----------|----------|----------|----------|
| 2017 | - | - | - | - | - | - | - | - |
| 2018 | 2-0 | 2 | - | - | - | - | - | - |
| CAREER | 2-0 | 2 | - | - | - | - | - | - |

Tackles 2; at Pittsburgh, 9/8/18



KOA FARMER 7
 Linebacker | 6-1 | 236
 Graduate/Senior
 Lake View Terrace, Calif./Notre Dame
 Major: Journalism (3rd degree)

» 2018
Awards: Among the candidates on the preseason watch list for the Butkus Award, given to the nation's top linebacker.

Season: Made two starts...One of 10 Penn Staters to enter 2018 having already earned a degree...Completed degrees in criminology and sociology in December 2017.

Appalachian State (9/1): Recorded five tackles, three solo...Added a tackle for loss. **Pittsburgh (9/8):** Assisted on a tackle.

» 2018 GAME-BY-GAME
Tackles (Solo-Assisted-Total)
 APPALACHIAN STATE 3-2-5; PITTSBURGH 0-1-1.

» FARMER'S CAREER STATISTICS & GAME HIGHS

| | UA-A | TK | FF | FR | I | PBU | SACK | TFL |
|---------------|--------------|-----------|----------|----------|----------|----------|---------------|----------------|
| 2015 | - | - | - | - | - | - | - | - |
| 2016 | 14-15 | 29 | 1 | - | - | 1 | 3.0-13 | 4.5-16 |
| 2017 | 19-29 | 48 | - | 1 | - | 1 | 1.0-4 | 5.5-15 |
| 2018 | 3-3 | 6 | - | - | - | - | - | 1.0-2 |
| CAREER | 36-47 | 83 | 1 | 1 | - | 2 | 4.0-17 | 11.0-33 |

Tackles 8; Twice: Last at Michigan State, 11/4/17
 Sacks 1.0; Four Times: Last Pittsburgh, 9/9/17
 Tackles for Loss 2.0; at Ohio State, 10/28/17
 Forced Fumbles 1; Maryland, 10/8/16
 Fumble Recoveries 1; at Ohio State, 10/28/17
 Pass Breakups 1; Twice: Last at Michigan State, 11/4/17
NOTE: Has 23 career kickoff returns for 500 yards (21.7 ypr).



PAT FREIERMUTH 87
 Tight End/H-Back | 6-5 | 260
 Freshman/Freshman
 Merrimac, Mass./Brooks School
 Major: Division of Undergraduate Studies

» 2018
Season: Appeared in two games...One of eight true freshmen to make their debut this season...One of 20 players to make their Penn State debut this year.

Appalachian State (9/1): Made his first career appearance, seeing time on offense. **Pittsburgh (9/8):** Hauled in his first career reception, a 5-yard catch in the fourth quarter.

» 2018 GAME-BY-GAME
Receiving (Receptions-Yards-TD)
 APPALACHIAN STATE 0-0-0; PITTSBURGH 1-5-0.

» FREIERMUTH'S CAREER STATISTICS & GAME HIGHS

| | Att.-Yds. | Avg. | TD | LG | Rec.-Yds. | Avg. | TD | LG |
|---------------|-----------|----------|----------|----------|------------|------------|----------|----------|
| 2018 | - | - | - | - | 1-5 | 5.0 | - | 5 |
| CAREER | - | - | - | - | 1-5 | 5.0 | - | 5 |

Receptions 1; at Pittsburgh, 9/8/18
 Receiving Yards 5; at Pittsburgh, 9/8/18
 Long Reception 5 yards; at Pittsburgh, 9/8/18



WILL FRIES 71
 Offensive Line | 6-6 | 312
 Junior/Sophomore
 Cranford, N.J./Cranford
 Major: Economics

» 2018
Season: Appeared in two games, making one start.

Appalachian State (9/1): Saw time on offense and special teams... Helped the Nittany Lion offense to 434 yards, including 204 on the ground...Cleared the way for five rushing touchdowns, including two by Trace McSorley and two by Miles Sanders...Helped McSorley to collect his 17th game with a passing and a rushing touchdown...Sanders set a career high with 91 yards, while Ricky Slade scored his first career touchdown, a 27-yard run. **Pittsburgh (9/8):** Part of an offensive line that aided the Nittany Lions to 390 total yards...Led the way for 211 yards on the ground and three rushing touchdowns...Protected McSorley as he earned his 18th game with a passing and a rushing touchdown...Helped Miles Sanders collect his first career 100-yard game.



BLAKE GILLIKIN 93
 Punter/Kicker | 6-2 | 193
 Junior/Junior
 Smyrna, Ga./The Westminster Schools
 Major: Kinesiology

» CAREER NOTES & RECORDS
Career: Sits tied for No. 2 on Penn State's career punting average charts (43.0 ypp)...Has 28 career punts downed inside the opponent's 10-yard line (seven in 2016, 18 in 2017, three in 2018).

Season: 2018: Averaging 42.8 yards per punt with a long of 55. **2017:** Ranks No. 4 in program history with a 43.2 punting average. **2016:** Broke the Penn State freshman season punting average record with 42.8 yards per punt, surpassing the record set by Jeremy Kapinos in 2003 (41.9)... Ranks No. 8 on Penn State's single-season punting average chart with a 42.8 average.

Game: Set the Penn State freshman record for punting average in a game with five kicks for an average of 50.8 yards in the Rose Bowl against USC (1/2/17).

» 2018
Awards: Among the candidates on the preseason watch list for the Ray Guy Award, given to the nation's top punter.

Season: Appeared in two game.

Appalachian State (9/1): Hit five punts for 215 yards, averaging 43 yards per kick...Placed one inside the 20 and hit a long punt of 55 yards... Three punts were fair-caught and one was downed. **Pittsburgh (9/8):** Averaged 42.6 yards per punt on five kicks, totaling 213 yards...Placed four inside the 20, including three inside the 10...Hit two punts of more than 50 yards...Forced one fair catch and three dropped punts...Named the coaching staff's Special Teams Player of the Week.

» GILLIKIN'S CAREER PUNTING STATISTICS & GAME HIGHS

| | Punts | Yards | Avg. | I-20 | FC | 50+ | LG | BLK |
|---------------|------------|--------------|-------------|-----------|-----------|-----------|-----------|----------|
| 2016 | 61 | 2,611 | 42.8 | 22 | 18 | 13 | 69 | -- |
| 2017 | 52 | 2,244 | 43.2 | 26 | 16 | 14 | 57 | 1 |
| 2018 | 10 | 428 | 42.8 | 5 | 4 | 3 | 55 | - |
| CAREER | 123 | 5,283 | 43.0 | 53 | 38 | 30 | 69 | 1 |

Punt Attempts 7; Ohio State, 10/22/16
 Punt Yards 282; Kent State, 9/3/16
 Punt Average 50.8; vs. USC, 1/2/17
 Longest Punt 69; at Pittsburgh, 9/10/16
 Punts Inside the 20 4; Three Times: Last at Pittsburgh, 9/8/18
 Punts Inside the 10 3; Five Times: Last at Pittsburgh, 9/8/18



KEVIN GIVENS 30
 Defensive Tackle | 6-1 | 283
 Senior/Junior
 Altoona, Pa./Altoona Area
 Major: Criminology

» 2018
Season: Made one start.


Pittsburgh (9/8): Tied for a team high with seven tackles, a career best... Set a career high with two tackles for loss...Added a QB hurry.

» 2018 GAME-BY-GAME
Tackles (Solo-Assisted-Total)
 APPALACHIAN STATE DNP; PITTSBURGH 5-2-7.

» GIVENS' CAREER STATISTICS & GAME HIGHS

| | UA-A | TK | FF | FR | I | PBU | SACK | TFL |
|---------------|--------------|-----------|----------|----------|----------|----------|---------------|----------------|
| 2016 | 12-14 | 26 | - | 2 | - | 1 | 4.5-28 | 7.0-33 |
| 2017 | 9-14 | 23 | 1 | 1 | - | 2 | 3.5-20 | 4.0-21 |
| 2018 | 5-2 | 7 | - | - | - | - | - | 2.0-5 |
| CAREER | 26-30 | 56 | 1 | 3 | - | 3 | 8.0-48 | 13.0-59 |


Tackles 7; at Pittsburgh, 9/8/18
Sacks 1.0; Six Times: Last at Maryland, 11/25/17
Tackles for Loss 2.0; at Pittsburgh, 9/8/18
Forced Fumbles 1; at Maryland, 11/25/17
Fumble Recoveries 1; Three Times: Last Georgia State, 9/16/17
Pass Breakup 2; at Northwestern, 10/7/17



STEVEN GONZALEZ 74
 Offensive Line | 6-4 | 336
 Senior/Junior
 Union City, N.J./Union City
 Major: History

» 2018
Season: Made two starts.

Appalachian State (9/1): Helped the Nittany Lion offense to 434 yards, including 204 on the ground...Cleared the way for five rushing touchdowns, including two by Trace McSorley and two by Miles Sanders... Helped McSorley to collect his 17th game with a passing and a rushing touchdown...Sanders set a career high with 91 yards, while Ricky Slade scored his first career touchdown, a 27-yard run. **Pittsburgh (9/8):** Part of an offensive line that aided the Nittany Lions to 390 total yards...Led the way for 211 yards on the ground and three rushing touchdowns... Protected McSorley as he earned his 18th game with a passing and a rushing touchdown...Helped Miles Sanders collect his first career 100-yard game.



YETUR GROSS-MATOS 99
 Defensive End | 6-5 | 262
 Sophomore/Sophomore
 Spotsylvania, Va./Chancellor
 Major: Division of Undergraduate Studies

» 2018
Season: Made two starts...One of 11 players to make their first career start this season.

Appalachian State (9/1): Earned his first career start and tied his career high with three tackles, including two solo...Registered half a tackle for loss and a QB hurry. **Pittsburgh (9/8):** Matched a career high with three tackles, one solo...Added half a sack and a QB hurry.

» 2018 GAME-BY-GAME
Tackles (Solo-Assisted-Total)
 APPALACHIAN STATE 2-1-0; PITTSBURGH 1-2-3.

» GROSS-MATOS' CAREER STATISTICS & GAME HIGHS

| | UA-A | TK | FF | FR | I | PBU | SACK | TFL |
|---------------|-------------|-----------|----------|----------|----------|----------|--------------|-------------|
| 2017 | 5-12 | 17 | - | 1 | - | - | 1.5-7 | 2.0-8 |
| 2018 | 3-3 | 6 | - | - | - | - | - | 1-3 |
| CAREER | 8-15 | 23 | - | 1 | - | - | 1.5-7 | 3-11 |

Tackles 3; Five Times: at Pittsburgh, 9/8/18
Sacks 1.0; vs. Washington, 12/30/17
Tackles for Loss 1.0; vs. Washington, 12/30/17
Fumble Recoveries 1; Georgia State, 9/16/17



KJ HAMLER 1
 Wide Receiver | 5-9 | 176
 Sophomore/Freshman
 Pontiac, Mich./IMG Academy (Fla.)
 Major: Division of Undergraduate Studies

» 2018
Awards: Named to Paul Hornung Award Honor Roll (9/10) following Pitt game.

Season: Made two starts...One of 20 players to make their Penn State debut this year...One of 11 players to make their first career start this season.

Appalachian State (9/1): Caught three passes for 67 yards, including a 15-yard touchdown to tie the game with 42 seconds left in regulation... Hauled in a 46-yard reception in the fourth quarter. Returned a kickoff 52 yards to spark PSU's game-tying drive...Became first Penn State freshman to catch a touchdown pass in a season opener since Geno Lewis in 2013 against Syracuse. **Pittsburgh (9/8):** Hauled in three receptions for 40 yards, including a 14-yard touchdown...Added an 18-yard grab...Scored on a 32-yard run, his first career rush...Became the first PSU receiver with a rushing and receiving touchdown in the same game since Derrick Williams against Indiana in 2008...Is the first PSU receiver to score on a rush since DeAndre Thompkins against Rutgers in 2015...Had kick returns of 27 and 28 yards for a total of 145 all-purpose yards...Named the coaching staff's Offensive Player of the Week.

» 2018 GAME-BY-GAME
Receiving (Receptions-Yards-TD)
 APPALACHIAN STATE 3-67-1; PITTSBURGH 3-40-1.

» HAMLER'S CAREER OFFENSIVE STATISTICS & GAME HIGHS

| | Att.-Yds. | Avg. | TD | LG | Rec.-Yds. | Avg. | TD | LG |
|---------------|-----------|----------|----------|----------|--------------|-------------|----------|-----------|
| 2018 | - | - | - | - | 6-107 | 17.8 | 2 | 46 |
| CAREER | - | - | - | - | 6-107 | 17.8 | 2 | 46 |

Receptions 3; Twice: Last at Pittsburgh, 9/8/18
Receiving Yards 67; Appalachian State, 9/1/18
Receiving Touchdowns 1; Twice: Last at Pittsburgh, 9/8/18
Long Reception 46 yards; Appalachian State, 9/1/18
Rushing Yards 32; at Pittsburgh, 9/8/18
Rushing Touchdowns 1; at Pittsburgh, 9/8/18
Longest Rush 32 yards; at Pittsburgh, 9/8/18

» 2018 GAME-BY-GAME
Kick Returns (Returns-Yards-TD-YPR)
 APPALACHIAN STATE 1-52-0-52.0; 3-73-0-24.3.

» HAMLER'S CAREER KICK RETURN STATISTICS & GAME HIGHS

| | No. | Yds. | Avg. | TD | LG |
|---------------|----------|------------|-------------|----------|-----------|
| 2018 | 4 | 125 | 31.2 | - | 52 |
| CAREER | 4 | 125 | 31.2 | - | 52 |

Kick Returns 3; at Pittsburgh, 9/8/18
Kick Return Yards 73; at Pittsburgh, 9/8/18
Long Kick Return 52 yards; Appalachian State, 9/1/18

All-Purpose Yards 145; at Pittsburgh, 9/8/18



FRED HANSARD 53
 Defensive Tackle | 6-3 | 318
 Sophomore/Freshman
 Burlington, N.J./The Hun School
 Major: Communications

» 2018
Season: Appeared in two games, making one start...One of 20 players to make their Penn State debut this season...One of 11 players to make their first career start this year.

Appalachian State (9/1): Assisted on a tackle for loss. **Pittsburgh (9/8):** Saw playing time on defense.

» 2018 GAME-BY-GAME
Tackles (Solo-Assisted-Total)
 APPALACHIAN STATE 0-1-1; PITTSBURGH 0-0-0.

» HANSARD'S CAREER STATISTICS & GAME HIGHS

| | UA-A | TK | FF | FR | I | PBU | SACK | TFL |
|---------------|------------|----------|----------|----------|----------|----------|----------|--------------|
| 2018 | 0-1 | 1 | - | - | - | - | - | 0.5-1 |
| CAREER | 0-1 | 1 | - | - | - | - | - | 0.5-1 |

Tackles 1; Appalachian State, 9/1/18



MAC HIPPENHAMMER 12
 Wide Receiver | 5-11 | 185
 Sophomore/Freshman
 Fort Wayne, Ind./R. Nelson Snider
 Major: Division of Undergraduate Studies

» 2018
Season: Appeared in two games...One of 20 players to make their Penn State debut this season...Plays infield and outfield for the Penn State baseball team.


Appalachian State (9/1): Made his first career appearance, seeing time on offense. **Pittsburgh (9/8):** Made an 11-yard touchdown grab... Became the first PSU player to have a touchdown on his first career reception since Irvin Charles in 2016 against Minnesota.

» 2018 GAME-BY-GAME
Receiving (Receptions-Yards-TD)
 APPALACHIAN STATE 0-0-0; PITTSBURGH 1-11-1.

» HIPPENHAMMER'S CAREER OFFENSIVE STATISTICS & GAME HIGHS

| | Att.-Yds. | Avg. | TD | LG | Rec.-Yds. | Avg. | TD | LG |
|---------------|-----------|----------|----------|----------|-------------|-------------|----------|-----------|
| 2018 | - | - | - | - | 1-11 | 11.0 | 1 | 11 |
| CAREER | - | - | - | - | 1-11 | 11.0 | 1 | 11 |

Receptions 1; at Pittsburgh, 9/8/18
Receiving Yards 11; at Pittsburgh, 9/8/18
Receiving Touchdowns 1; at Pittsburgh, 9/8/18
Long Reception 11 yards; at Pittsburgh, 9/8/18



JONATHAN HOLLAND 18
 Tight End/H-Back | 6-4 | 252
 Senior/Junior
 Brandywine, Md./The Bullis School
 Major: Labor & Employment Relations

» 2018
Awards: Among the candidates on the preseason watch list for the Mackey Award, given to the most outstanding tight end.

Season: Made two starts.
Appalachian State (9/1): Earned his first career start...Set career highs with two catches for 36 yards, including a career-best 29-yard reception. **Pittsburgh (9/8):** Caught two passes for 25 yards, including a 22-yard reception in the first quarter.

» 2018 GAME-BY-GAME
Receiving (Receptions-Yards-TD)
 APPALACHIAN STATE 2-36-0; PITTSBURGH 2-25-0.

» HOLLAND'S CAREER OFFENSIVE STATISTICS & GAME HIGHS

| | Att.-Yds. | Avg. | TD | LG | Rec.-Yds. | Avg. | TD | LG |
|---------------|-----------|----------|----------|----------|-------------|-------------|----------|-----------|
| 2016 | - | - | - | DNP | - | - | - | - |
| 2017 | - | - | - | - | 3-16 | 5.3 | - | 8 |
| 2018 | - | - | - | - | 4-61 | 15.2 | - | 29 |
| CAREER | - | - | - | - | 7-77 | 11.0 | - | 29 |

Receptions 2; Twice: Last at Pittsburgh, 9/8/18
Receiving Yards 36; Appalachian State, 9/1/18
Longest Reception 29 yards; Appalachian State, 9/1/18

NOTE: Has two career kickoff returns for 9 yards, both coming at Ohio State (2017).

DES HOLMES 75
 Offensive Line | 6-5 | 306
 Sophomore/Freshman
 Norristown, Pa./Cardinal O'Hara
 Major: Division of Undergraduate Studies

» 2018
Season: Appeared in one game this season...One of 20 players to make their Penn State debut this year.

Pittsburgh (9/8): Saw time on offense.

DONOVAN JOHNSON 2
 Cornerback | 5-9 | 186
 Sophomore/Freshman
 Detroit, Mich./Cass Tech
 Major: Division of Undergraduate Studies

» 2018
Season: Appeared in two games...One of 20 players to make their Penn State debut this year.

Appalachian State (9/1): Made his first career appearance, seeing time on defense and special teams...Recorded two tackles and a QB hurry.
Pittsburgh (9/8): Saw playing time on defense and special teams.

» 2018 GAME-BY-GAME

Tackles (Solo-Assisted-Total)
 APPALACHIAN STATE 1-1-2; PITTSBURGH 0-0-0.

» D. JOHNSON'S CAREER STATISTICS & GAME HIGHS

| | UA-A | TK | FF | FR | I | PBU | SACK | TFL |
|---------------|------------|----------|----|----|---|-----|------|-----|
| 2018 | 1-1 | 2 | - | - | - | - | - | - |
| CAREER | 1-1 | 2 | - | - | - | - | - | - |

Tackles 2; Appalachian State, 9/1/18

JAN JOHNSON 36
 Linebacker | 6-2 | 231
 Senior/Junior
 Mohnton, Pa./Governor Mifflin
 Major: Psychology

» 2018
Season: Made two starts...One of 11 players to make their first career start vs. App State...One of 10 Penn Staters to enter 2018 having already earned a degree...Graduated with his degree in psychology in August 2018.

Appalachian State (9/1): Made his first career start, lining up at middle linebacker...Led the Nittany Lions with a career-high 11 tackles, including four solo. **Pittsburgh (9/8):** Recorded five tackles, two solo, and a half-sack.

» 2018 GAME-BY-GAME

Tackles (Solo-Assisted-Total)
 APPALACHIAN STATE 4-7-11; PITTSBURGH 2-3-5.

» J.A. JOHNSON'S CAREER STATISTICS & GAME HIGHS

| | UA-A | TK | FF | FR | I | PBU | SACK | TFL |
|---------------|--------------|-----------|----|----|---|-----|--------------|--------------|
| 2016 | 1-1 | 2 | - | - | - | - | - | - |
| 2017 | 6-6 | 12 | - | - | - | - | - | 1.0-1 |
| 2018 | 6-10 | 16 | - | - | - | - | 0.5-1 | 0.5-1 |
| CAREER | 13-17 | 30 | - | - | - | - | 0.5-1 | 1.5-2 |

Tackles 11; Appalachian State, 9/1/18

Tackles for Loss 1.0; at Maryland, 11/25/17

Sacks 0.5; at Pittsburgh, 9/8/18

Note: Has one career kickoff return for 7 yards (Nebraska, 2018).

JUWAN JOHNSON 84
 Wide Receiver | 6-4 | 231
 Senior/Junior
 Glassboro, N.J./Glassboro
 Major: Telecommunications

» CAREER NOTES & RECORDS
Season: 2017: Finished the season tied for No. 12 on the single-season receptions list (54)...Ranked No. 19 at season's end in single-season receiving yards (701).

» 2018

Season: Made two starts.

Appalachian State (9/1): Caught six passes for 67 yards, with a long grab of 17 yards...Had back-to-back catches on the opening drive of the third quarter to help setup a touchdown. **Pittsburgh (9/8):** Made two grabs for 23 yards.

» 2018 GAME-BY-GAME

Receiving (Receptions-Yards-TD)
 APPALACHIAN STATE 6-67-0; PITTSBURGH 2-23-0.

» J.U. JOHNSON'S CAREER OFFENSIVE STATISTICS & GAME HIGHS

| | Att.-Yds. | Avg. | TD | LG | Rec.-Yds. | Avg. | TD | LG |
|---------------|-----------|------|----|----|---------------|-------------|----------|-----------|
| 2016 | - | - | - | - | 2-70 | 35.0 | - | 43 |
| 2017 | - | - | - | - | 54-701 | 12.9 | 1 | 43 |
| 2018 | - | - | - | - | 8-90 | 11.2 | - | 17 |
| CAREER | - | - | - | - | 64-861 | 13.4 | 1 | 43 |

Receptions 7; at Iowa, 9/23/17

Receiving Yards 105; Nebraska, 11/18/17

Receiving Touchdowns 1; at Iowa, 9/23/17

Longest Reception 43 yards; Twice: Last Nebraska, 11/18/17

Tackles 2; Twice: Last vs. USC, 1/2/17

Blocked Punt 1; at Rutgers, 11/19/16

NOTE: Has nine career special teams tackles. Has two career kickoff returns for 2 yards.

ELLISON JORDAN 42
 Defensive Tackle | 6-0 | 305
 Junior/Sophomore
 Upper Marlboro, Md./Gilman School
 Major: Communications Arts and Sciences

» 2018
Season: Appeared in two games.
Appalachian State (9/1): Played on defense and special teams.
Pittsburgh (9/8): Helped to cause a safety in the third quarter as he was held in the end zone.

» 2018 GAME-BY-GAME

Tackles (Solo-Assisted-Total)
 APPALACHIAN STATE 0-0-0; PITTSBURGH 0-0-0.

» JORDAN'S CAREER STATISTICS & GAME HIGHS

| | UA-A | TK | FF | FR | I | PBU | SACK | TFL |
|---------------|------------|----------|----|----|---|----------|--------------|--------------|
| 2017 | 1-8 | 9 | - | - | - | 1 | 0.5-3 | 0.5-3 |
| 2018 | - | - | - | - | - | - | - | - |
| CAREER | 1-8 | 9 | - | - | - | 1 | 0.5-3 | 0.5-3 |

Tackles 2; Twice: Last Indiana, 9/30/17

Tackles for Loss 0.5; at Maryland, 11/25/17

Sacks 0.5; at Maryland, 11/25/17

Pass Breakups 1; Georgia State, 9/16/17

DANIEL JOSEPH 49
 Defensive End | 6-3 | 250
 Junior/Sophomore
 Brampton, Ont./Lake Forest Academy (Ill.)
 Major: Labor & Employment Relations

» 2018
Season: Appeared in two games.
Appalachian State (9/1): Played on defense...Assisted on a tackle.
Pittsburgh (9/8): Tied a career high with four tackles, two solo...Added a sack, tying a career best, and causing a 9-yard loss.

» 2018 GAME-BY-GAME

Tackles (Solo-Assisted-Total)
 APPALACHIAN STATE 0-1-1; PITTSBURGH 2-2-4.

» JOSEPH'S CAREER STATISTICS & GAME HIGHS

| | UA-A | TK | FF | FR | I | PBU | SACK | TFL |
|---------------|------------|-----------|----------|----|---|-----|---------------|---------------|
| 2017 | 6-5 | 11 | 1 | - | - | - | 2.5-8 | 3.5-11 |
| 2018 | 2-3 | 5 | - | - | - | - | 1.0-9 | 1.0-9 |
| CAREER | 8-8 | 16 | 1 | - | - | - | 3.5-17 | 4.5-20 |

Tackles 4; Twice: Last at Pittsburgh, 9/8/18

Tackles for Loss 2.0; Georgia State, 9/16/17

Sacks 1.0; Twice: Last at Pittsburgh, 9/8/18

Forced Fumbles 1; Georgia State, 9/16/17

JESSE LUKETA 40
 Linebacker | 6-3 | 236
 Freshman/Freshman
 Ottawa, Ont./Mercyhurst Prep (Pa.)
 Major: Division of Undergraduate Studies

» 2018
Season: Appeared in two games...One of eight true freshmen to make their debut this season...One of 20 players to make their Penn State debut this year.

Appalachian State (9/1): Saw playing time on special teams.
Pittsburgh (9/8): Earned playing time on defense and special teams...Recorded a tackle.

» 2018 GAME-BY-GAME

Tackles (Solo-Assisted-Total)
 APPALACHIAN STATE 0-0-0; PITTSBURGH 1-0-1.

» LUKETA'S CAREER STATISTICS & GAME HIGHS

| | UA-A | TK | FF | FR | I | PBU | SACK | TFL |
|---------------|------------|----------|----|----|---|-----|------|-----|
| 2018 | 1-0 | 1 | - | - | - | - | - | - |
| CAREER | 1-0 | 1 | - | - | - | - | - | - |

Tackles 1; at Pittsburgh, 9/8/18

ISAAC LUTZ 85
 Wide Receiver | 5-11 | 183
 Junior/Sophomore
 Reading, Pa./Berks Catholic
 Major: Corporate Innovation & Entrepreneurship

» 2018
Season: Appeared in one game this season.
Pittsburgh (9/8): Saw time on special teams.

CONNOR McGOVERN 66
 Offensive Line | 6-5 | 326
 Junior/Junior
 Larksville, Pa./Lake-Lehman
 Major: Agribusiness Management

» 2018
Awards: Among the candidates on the preseason watch list for the Rimmington Trophy, given to the nation's top center, and the Outland Trophy, which is awarded to the top collegiate interior lineman.

Season: Made two starts.

Appalachian State (9/1): Helped the Nittany Lion offense to 434 yards, including 204 on the ground...Cleared the way for five rushing touchdowns, including two by Trace McSorley and two by Miles Sanders... Helped McSorley to collect his 17th game with a passing and a rushing touchdown...Sanders set a career high with 91 yards, while Ricky Slade scored his first career touchdown, a 27-yard run. **Pittsburgh(9/8):** Part of an offensive line that aided the Nittany Lions to 390 total yards...Led the way for 211 yards on the ground and three rushing touchdowns... Protected McSorley as he earned his 18th game with a passing and a rushing touchdown...Helped Miles Sanders collect his first career 100-yard game.



ZECH MCPHEARSON 14
 Cornerback | 5-11 | 184
 Junior/Sophomore
 Columbia, Md./Riverdale Baptist School
 Major: Labor & Employment Relations

» 2018

Season: Appeared in two games.

Appalachian State (9/1): Tied a career high with two tackles, including one solo. **Pittsburgh (9/8):** Set a career best with four tackles, three solo...Added his first career tackle for loss.

» 2018 GAME-BY-GAME

Tackles (Solo-Assisted-Total)

APPALACHIAN STATE 1-1-2; PITTSBURGH 3-1-4.

» MCPHEARSON'S CAREER STATISTICS & GAME HIGHS

| | UA-A | TK | FF | FR | I | PBU | SACK | TFL |
|---------------|------------|-----------|----------|----------|----------|----------|----------|--------------|
| 2017 | 5-3 | 8 | - | 1 | - | 1 | - | - |
| 2018 | 4-2 | 6 | - | - | - | - | - | 1.0-3 |
| CAREER | 9-5 | 14 | - | 1 | - | 1 | - | 1.0-3 |

Tackles 4; at Pittsburgh, 9/8/18

Tackles for Loss 1.0; at Pittsburgh, 9/8/18

Fumble Recoveries 1; at Maryland, 11/25/17

Pass Breakups 1; at Northwestern, 10/7/17



TRACE MCSORLEY 9
 Quarterback | 6-0 | 203
 Graduate/Senior
 Ashburn, Va./Briar Woods
 Major: Journalism (2nd degree)

» CAREER NOTES & RECORDS

Career: Moved into No. 6 in program history with 24 wins as a starting quarterback...Has thrown at least one touchdown pass in 30-straight games, dating back to the 2016 TaxSlayer Bowl, extending his Penn State record, which was previously held by Kerry Collins at 14-straight games from 1993-94...His streak is the longest active streak in the FBS...Sits atop the Penn State career completion percentage (61.1) and career passing efficiency (152.9) lists...Is the only quarterback in Penn State history with 50-plus touchdown passes, topping the all-time ledger with 62 scoring tosses and besting Christian Hackenberg's mark of 48 (2013-15)...Is the only Penn State quarterback with multiple 80-yard completions in a career...Is the only Penn State quarterback with multiple 3,000-yard passing seasons...Is one of seven quarterbacks in Big Ten history to have back-to-back 3,000-yard passing seasons...His 83 touchdowns responsible for are the most in Penn State history, passing Daryll Clark's (65; 2006-09) career total...Joins Clark as the only two players in Penn State history with 60-plus touchdowns responsible for...Is only the third Penn State player to eclipse 7,000-yard passing yards mark, one of four Penn State passers to surpass 6,000 yards and one of nine to top the 5,000-yard plateau...Ranks No. 2 on Penn State's all-time passing yardage list (7,743), chasing Hackenberg (8,457) for the top spot...Is the career leader in total offense (8,731), passing Hackenberg's mark (8,215; 2013-15) in the 2017 PlayStation Fiesta Bowl...Became the second Penn State to eclipse the 8,000-yard mark in total offense, the third player to surpass 7,000 total offense yards, the fifth player to top the 6,000-yard mark and is 1-of-10 to eclipse the 5,000-yard mark...Registered his school-record fourth career game with four-or-more touchdown passes vs. Georgia State (9/16/17), breaking a tie with Todd Blackledge and Hackenberg, who each had three such games in their career...One of five quarterbacks in Penn State history with multiple 300-yard passing games in a career, joining Hackenberg (9), Matt McGloin (6), Collins (4) and Clark (3)...His 10 300-yard passing games are No. 1 on the Penn State career charts...Owns 23 200-yard passing games, which passed the record held by Hackenberg (21; 2013-15)...Owns 18 career games with both a rushing and passing touchdown (seven in 2016, nine in 2017, two in 2018)...Has 20 career games with multiple passing touchdowns (one in 2015, eight in 2016, 10 in 2017, one in 2018)...Is No. 3 on Penn State's career completions list (562), trailing Zack Mills (606; 2009-12) for No. 2...Is No. 3 at Penn State in career pass attempts (919), passing Matt McGloin (894; 2009-12) for third all-time...Is one of only four Penn State quarterbacks to complete 500 passes in a career...Is the first Penn State quarterback in program history with four consecutive games scoring both a rushing touchdown and passing touchdown (vs. Indiana, at Northwestern,

vs. Michigan, at Ohio State; 2017).

Bowl: Owns the career bowl passing records for yardage (738), completions (64) and touchdown passes (8) in three bowl games played...His 32 completions and 342 yards passing vs. Washington in the 2017 PlayStation Fiesta Bowl both rank No. 2 in a single bowl game behind Christian Hackenberg's 34 completions and 371 passing yards in the 2014 New Era Pinstripe Bowl...Completed 78.0 percent of his passes (32-of-41) to set the single-game bowl completion percentage mark, passing Matt Knizner's previous mark of 72.7 percent (8-of-11) in the 1986 Orange Bowl...Ranks tied for No. 1 (4; 2017 Rose) and tied for No. 6 (2, 2017 Fiesta & 2016 TaxSlayer) on the single-game bowl passing touchdowns charts...Set the single-game bowl record with 402 yards of total offense in the 2017 PlayStation Fiesta Bowl.

Season: Owns Penn State's single-season passing yards (3,614; 2016), completions (284; 2017), passing touchdowns (29; 2016), total offense (4,061; 2017) and touchdowns responsible for (37; 2017) records...Owns the school standard for 300-yard passing games in a season with five such efforts in both 2016 and 2017...Is tied for the top spot with 11 200-yard passing games (2016 & 2017), equaling Matt McGloin's mark from 2012. **2017:** Became the second player in Big Ten history with 25 passing touchdowns and 10 rushing scores in a season, joining Ohio State's J.T. Barrett (2014 & 2017)...His 39 touchdowns responsible for are the Penn State single-season record, besting his 36 touchdowns from 2016...His 28 passing touchdowns are No. 2 in Penn State season history and tied for No. 9 in Big Ten history, behind his 29 scoring tosses in 2016...Became the first Penn State to eclipse the 4,000-yard total offense mark in a season, finishing 2016 with a school-record 4,061 yards, which ranks No. 6 in Big Ten history...Ranks No. 2 in single-season passing yardage with a junior-record 3,570 yards, trailing only his 3,614 yards from 2016...Owns the single-season completions mark (284), passing McGloin (270; 2012) and Christian Hackenberg (270; 2014)...Finished No. 2 on the single-season completion percentage charts (66.5), behind only Kerry Collins (66.7; 1994)...Finished the season ranked No. 3 on the single-season passing efficiency list (153.7)...Teamed with Barkley (18) as the third set of Penn Staters with 10-plus rushing touchdowns in a single season, joining Evan Royster (12) and Daryll Clark (10) in 2008 and Charlie Pittman (10) and Lydell Mitchell (10) in 1969...Tied with Michael Robinson (2005) for the most rushing touchdowns by a Penn State quarterback in a single season at 11...The 11 rushing touchdowns rank No. 16 on Penn State's single-season charts...Finished No. 2 on the single-season quarterback rushing yards list with 491 yards, trailing Robinson (806; 2005), and is only the second Penn State quarterback to rush for more than 400 yards in a single season...Ranks No. 15 on the single-season total touchdowns scored charts (11). **2016:** Ranks No. 7 on the completions charts (224) and No. 6 on the Penn State single-season pass attempts (387) list...Is No. 2 in Penn State single-season pass efficiency rating at 156.9 in 2016 (Collins, 172.86; 1994)...His 9.33 yards per pass attempt in 2016 are No. 3 in a single-season at Penn State...Owns the Penn State record for 300-yard passing games in a single-season record with five in 2016...Tied the Penn State record for 200-yard passing games in a season with 11 in 2016 to equal the mark first set by McGloin (2012)...Became just the fourth Penn State quarterback to lead his team to 10 wins (11-3) in his first year as the starting quarterback, joining Clark in 2008 (11-2), Tom Shuman in 1973 (12-0) and Chuck Burkhardt in 1968 (11-0)...Broke the sophomore season passing record previously held by Hackenberg (2,977; 2014) with 3,614 passing yards...Had a then-school-record 3,979 yards of total offense, topping the mark of 3,220 by McGloin in the 2012 season...The 3,979 yards of total offense rank eighth in Big Ten season history...Threw 29 touchdown passes to rank tied for No. 6 in Big Ten season history.

Game: Owns eight of the top 22 single-game passing marks...His 384 yards vs. Wisconsin (12/3/16) rank No. 4 in Penn State history and are a Big Ten Championship Game record...Threw for a then-junior single-game-record 381 yards at Michigan State (11/4/17), a total that sits No. 5 on Penn State's single-game list, surpassing Kerry Collins' 352 yards at Michigan State in 1993...Also ranks No. 7 (376; Michigan State, 2016); No. 13 (342; vs. Washington, 2017), No. 17 (335; Minnesota, 2016), No. 18 (332; at Pittsburgh & at Indiana, 2016) and No. 22 (325; Nebraska, 2017)...Became the first Penn State quarterback with three rushing touchdowns in a game since at least 1967 vs. Michigan (10/21/17)...Completed 15-straight pass attempts at Northwestern (10/7/17) to break the Penn State record for consecutive completions, which was 14-straight completions by Collins at Minnesota in 1994...The 15 consecutive passes completed is tied for the third-most in a Big Ten Conference game with Purdue's Kyle Orton (at

Wisconsin; 10/18/03)...Set the school record for passing yards in a first half with 258 yards vs. Georgia State (9/16/17)...Became the first Penn State quarterback with multiple 400-yard total offense games accounting for 402 total offense yards (342 passing, 60 rushing) vs. Washington in the 2017 PlayStation Fiesta Bowl to rank No. 4 on the single-game charts...Was just the third Penn State quarterback to register more than 400 yards of total offense in a game, logging 408 total offense yards (335 passing, 73 rushing) vs. Minnesota (10/1/16) to rank No. 3 all-time...Set the Big Ten Championship Game records for passing yards (384) and passing touchdowns (4) vs. Wisconsin (12/3/16).

» 2018

Awards: Among the candidates on the preseason watch list for the Maxwell Award (national player of the year), Davey O'Brien Award (nation's top quarterback), Wuerffel Trophy (college football's premier award for community service) and Walter Camp Award (national player of the year).

Season: Made two starts...One of 10 Penn Staters to enter 2018 having already earned a degree...Graduated with his degree in accounting in May 2018.

Appalachian State (9/1): Completed 20-of-35 passes for 229 yards and a touchdown...Rushed for 53 yards and two touchdowns, his second career multi-rushing touchdown game...Recorded his 17th career game with a passing and rushing touchdown...On the game-tying drive, completed 5-of-6 passes for 47 yards, ending with a 15-yard touchdown throw to KJ Hamler. **Pittsburgh (9/8):** Threw for 145 yards while completing 14-of-30 passes...Threw for two scores, connecting with KJ Hamler on a 14-yard throw and Mac Hippenhammer on an 11-yard touchdown...Rushed for 36 yards, including a 4-yard touchdown run and a 20-yard run...Collected his 18th career game with both a passing and rushing touchdown and his 20th career game with multiple touchdown passes.

» 2018 GAME-BY-GAME

Passing (Comp.-Att.-Yds.-TD-INT)

APPALACHIAN STATE 20-35-229-1-0; PITTSBURGH 14-30-145-2-0.

» MCSORLEY'S CAREER PASSING STATISTICS & GAME HIGHS

| | C-A | Yds. | % | TD-INT | YPG | LG |
|---------------|----------------|--------------|-------------|--------------|--------------|-----------|
| 2015 | 20-40 | 185 | 50.0 | 2-0 | 26.4 | 21 |
| 2016 | 224-387 | 3,614 | 57.9 | 29-8 | 258.1 | 80 |
| 2017 | 284-427 | 3,570 | 66.5 | 28-10 | 274.6 | 85 |
| 2018 | 34-65 | 374 | 52.3 | 3-0 | 187.0 | 46 |
| CAREER | 562-919 | 7,743 | 61.1 | 62-18 | 215.1 | 85 |

Pass Completions 32; vs. Washington, 12/30/17

Pass Attempts 48; at Iowa, 9/23/17

Passing Yards 384; vs. Wisconsin, 12/3/16

Passing Touchdowns 4; Three Times: Last Georgia State, 9/16/17

Long Pass85 yards; Georgia State, 9/16/17

» 2018 GAME-BY-GAME

Rushing (Carries-Yards-TD)

APPALACHIAN STATE 12-53-2; PITTSBURGH 5-36-1.

» MCSORLEY'S CAREER OFFENSIVE STATISTICS & GAME HIGHS

| | Att.-Yds. | Avg. | TD | LG | Rec.-Yds. | Avg. | TD | LG |
|---------------|----------------|------------|-----------|-----------|-----------|----------|----------|----------|
| 2015 | 13-43 | 3.3 | - | 14 | - | - | - | - |
| 2016 | 146-365 | 2.5 | 7 | 26 | - | - | - | - |
| 2017 | 144-491 | 3.4 | 11 | 36 | - | - | - | - |
| 2018 | 17-89 | 5.2 | 3 | 20 | - | - | - | - |
| CAREER | 320-988 | 3.1 | 21 | 36 | - | - | - | - |

Rush Attempts 19; Ohio State, 10/22/16

Rush Yards 81; Maryland, 10/8/16


Rushing Touchdowns 3; Michigan, 10/21/17

Long Rush 36 yards; Pittsburgh, 9/9/17

Total Offense Yards 408; Minnesota, 10/1/16

All-Purpose Yards 81; Maryland, 10/8/16

NOTE: Has one career tackle (vs. Michigan, 2017).



MICHAL MENET 62

Offensive Line | 6-4 | 306
Junior/Sophomore
Birdsboro, Pa./Exeter Township Senior
Major: Psychology

» 2018
Season: Made two starts.

Appalachian State (9/1): Helped the Nittany Lion offense to 434 yards, including 204 on the ground...Cleared the way for five rushing touchdowns, including two by Trace McSorley and two by Miles Sanders... Helped McSorley to collect his 17th game with a passing and a rushing touchdown...Sanders set a career high with 91 yards, while Ricky Slade scored his first career touchdown, a 27-yard run. **Pittsburgh(9/8):** Part of an offensive line that aided the Nittany Lions to 390 total yards...Led the way for 211 yards on the ground and three rushing touchdowns... Protected McSorley as he earned his 18th game with a passing and a rushing touchdown...Helped Miles Sanders collect his first career 100-yard game.



JARVIS MILLER 9

Linebacker | 6-2 | 219
Senior/Junior
Suffield, Conn./Windsor Locks/Suffield/East Granby
Major: Criminology

» 2018
Season: Appeared in two games.

Appalachian State (9/1): Made two stops, including one for loss. **Pittsburgh (9/8):** Assisted on a tackle and recovered a fumble on a botched punt attempt.

» 2018 GAME-BY-GAME

Tackles (Solo-Assisted-Total)
APPALACHIAN STATE 1-1-2; PITTSBURGH 0-1-1.

» J. MILLER'S CAREER STATISTICS & GAME HIGHS

| | UA-A | TK | FF | FR | I | PBU | SACK | TFL |
|---------------|-------------|-----------|----|------------|---|----------|--------------|--------------|
| 2016 | 2-3 | 5 | - | - | - | - | - | - |
| 2017 | 5-5 | 10 | - | - | - | 1 | 1.0-1 | 1.0-1 |
| 2018 | 1-2 | 3 | - | 1-0 | - | - | - | 1.0-6 |
| CAREER | 8-10 | 18 | - | 1-0 | - | 1 | 1.0-1 | 2.0-7 |

Tackles5; Akron, 9/2/17
Sacks1.0; Akron, 9/2/17
Tackles for Loss1.0; Twice: Last vs. Appalachian State, 9/1/18
Pass Breakups1; at Northwestern, 10/7/18
Fumble Recoveries1; at Pittsburgh, 9/8/18



SHAREEF MILLER 48

Defensive End | 6-5 | 259
Senior/Junior
Philadelphia, Pa./George Washington
Major: Rehabilitation & Human Services

» 2018
Awards: Among the candidates on the preseason watch list for the Bednarik Award, given to the national defensive player of the year.

Season: Made two starts.

Appalachian State (9/1): Recorded three tackles and a tackle for loss... Named the coaching staff's Defensive Player of the Week. **Pittsburgh (9/8):** Made two tackles for loss, including a solo sack.

» 2018 GAME-BY-GAME

Tackles (Solo-Assisted-Total)
APPALACHIAN STATE 1-2-3; PITTSBURGH 2-0-2.

» S. MILLER'S CAREER STATISTICS & GAME HIGHS

| | UA-A | TK | FF | FR | I | PBU | SACK | TFL |
|---------------|--------------|-----------|----------|----------|---|-----|---------------|----------------|
| 2016 | 13-9 | 22 | 1 | - | - | - | 2.0-18 | 5.5-27 |
| 2017 | 20-17 | 37 | - | 1 | - | - | 5.0-30 | 11.0-51 |
| 2018 | 3-2 | 5 | - | - | - | - | 1.0-8 | 3.0-13 |
| CAREER | 36-28 | 64 | 1 | 1 | - | - | 8.0-56 | 20.5-91 |

Tackles5; Three Times: Last at Ohio State, 10/28/17
Sacks2.0; Twice: Last Pittsburgh, 9/9/17
Tackles for Loss2.5; Pittsburgh, 9/9/17
Forced Fumbles1; at Indiana, 11/12/16
Fumble Recoveries1; at Ohio State, 10/28/17



MIKE MIRANDA 73

Offensive Line | 6-3 | 303
Sophomore/Freshman
Stow, Ohio/Stow-Munroe Falls
Major: Division of Undergraduate Studies

» 2018
Season: Appeared in two games...One of 20 players to make their Penn State debut this season.

Appalachian State (9/1): Made his first career appearance, appearing on special teams. **Pittsburgh (9/8):** Saw time on special teams.



AYRTON MONROE 23

Safety | 5-11 | 207
Senior/Junior
Largo, Md./Saint Johns College H.S.
Major: Information Sciences & Technology

» 2018
Season: Appeared in two games.

Appalachian State (9/1): Played on defense and special teams. **Pittsburgh (9/8):** Recorded two tackles, one solo...Made his first career fumble recovery.

» 2018 GAME-BY-GAME

Tackles (Solo-Assisted-Total)
APPALACHIAN STATE 0-0-0; PITTSBURGH 1-1-2.

» MONROE'S CAREER STATISTICS & GAME HIGHS

| | UA-A | TK | FF | FR | I | PBU | SACK | TFL |
|---------------|--------------|-----------|----|------------|---|----------|--------------|--------------|
| 2016 | 3-9 | 12 | - | - | - | 1 | - | - |
| 2017 | 8-10 | 18 | - | - | - | 1 | 0.5-2 | 1.5-5 |
| 2018 | 1-1 | 2 | - | 1-0 | - | - | - | - |
| CAREER | 12-20 | 32 | - | 1-0 | - | 2 | 0.5-2 | 1.5-5 |

Tackles7; Rutgers, 11/11/17
Tackles for Loss1.0; Georgia State, 9/16/17
Sacks0.5; Rutgers, 11/11/17
Pass Breakups1; Twice: Last Georgia State, 9/16/17
Fumble Recoveries1; at Pittsburgh, 9/8/18



PJ MUSTIPHER 93

Defensive Tackle | 6-4 | 305
Freshman/Freshman
Owings Mills, Md./McDonogh School
Major: Division of Undergraduate Studies

» 2018
Season: Appeared in two games...One of eight true freshmen to make their debut this year...One of 20 players to make their Penn State debut this season.

Appalachian State (9/1): Made his first career appearance, assisting on a tackle. **Pittsburgh (9/8):** Made two stops, including one solo tackle.

» 2018 GAME-BY-GAME

Tackles (Solo-Assisted-Total)
APPALACHIAN STATE 0-1-1; PITTSBURGH 1-1-2.

» MUSTIPHER'S CAREER STATISTICS & GAME HIGHS

| | UA-A | TK | FF | FR | I | PBU | SACK | TFL |
|---------------|------------|----------|----|----|---|-----|------|-----|
| 2018 | 1-2 | 3 | - | - | - | - | - | - |
| CAREER | 1-2 | 3 | - | - | - | - | - | - |

Tackles2; at Pittsburgh, 9/8/18



AMANI ORUWARIYE 21

Cornerback | 6-1 | 201
Graduate/Senior
Tampa, Fla./Gaither
Major: Journalism (2nd degree)

» 2018
Season: Made two starts...One of 10 Penn Staters to enter 2018 having already earned a degree...Graduated with his degree in telecommunications in December 2017.

Appalachian State (9/1): Made his first career start...Tied a career high with seven tackles...Sealed the game with an interception in overtime, his sixth career pick, his third-straight season opener with a pick...Forced the first fumble of his career. **Pittsburgh (9/8):** Made three solo tackles... Picked off a pass in the first quarter, marking the second time in his career he made interceptions in back-to-back games...Broke up two passes... Named the coaching staff's Defensive Player of the Week...Selected by Pro Football Focus for it's Big Ten and National Team of the Week.

» 2018 GAME-BY-GAME


Tackles (Solo-Assisted-Total)
APPALACHIAN STATE 7-0-7; PITTSBURGH 3-0-3.

» ORUWARIYE'S CAREER STATISTICS & GAME HIGHS

| | UA-A | TK | FF | FR | I | PBU | SACK | TFL |
|---------------|--------------|-----------|----------|----|----------|-----------|------|-----|
| 2015 | 1-4 | 5 | - | - | - | 1 | - | - |
| 2016 | 13-10 | 23 | - | - | 1 | 1 | - | - |
| 2017 | 19-9 | 28 | - | - | 4 | 8 | - | - |
| 2018 | 10-0 | 10 | 1 | - | 2 | 2 | - | - |
| CAREER | 43-23 | 66 | 1 | - | 7 | 12 | - | - |

Tackles7; Twice: Last vs. Appalachian State, 9/1/18
Interceptions1; Seven Times: Last at Pittsburgh, 9/8/18
Long Interception Return30 yards; Kent State, 9/3/16
Pass Breakups5; at Michigan State, 11/4/17
Forced Fumbles1; at Appalachian State, 9/1/18

NOTE: Has one career touchdown - a 30-yard interception return vs. Kent State.



MICAH PARSONS 11

Linebacker | 6-3 | 237
Freshman/Freshman
Harrisburg, Pa./Harrisburg
Major: Division of Undergraduate Studies

» 2018
Season: Appeared in two games...One of eight true freshmen to make their debut this year...One of 20 players to make their Penn State debut this season.

Appalachian State (9/1): Made his first career appearance, seeing time on defense and special teams...Assisted on four tackles and recovered an on-side kick. **Pittsburgh (9/8):** Tied for a team high with seven tackles... Made five solo stops...Helped to cause a fumble on a muffed punt in the second quarter.

» 2018 GAME-BY-GAME

Tackles (Solo-Assisted-Total)
APPALACHIAN STATE 0-4-4; PITTSBURGH 5-2-7.

» PARSONS' CAREER STATISTICS & GAME HIGHS

| | UA-A | TK | FF | FR | I | PBU | SACK | TFL |
|---------------|------------|-----------|----|----|---|-----|------|-----|
| 2018 | 5-6 | 11 | - | - | - | - | - | - |
| CAREER | 5-6 | 11 | - | - | - | - | - | - |

Tackles7; at Pittsburgh, 9/8/18



JOHN PETRISHEN 16

Safety | 6-0 | 202
Senior/Junior
Lower Burrell, Pa./Pittsburgh Central Catholic
Major: Communication Arts & Sciences

» 2018

Season: Appeared in two games.

Appalachian State (9/1): Played on special teams. **Pittsburgh (9/8):** Saw time on special teams.

» 2018 GAME-BY-GAME

Tackles (Solo-Assisted-Total)
APPALACHIAN STATE 0-0-0; PITTSBURGH 0-0-0.

» PETRISHEN'S CAREER STATISTICS & GAME HIGHS

| | UA-A | TK | FF | FR | I | PBU | SACK | TFL |
|---------------|------------|----------|----|-----|---|-----|------|--------------|
| 2016 | | | | DNP | | | | |
| 2017 | 2-1 | 3 | - | - | - | - | - | 1.0-2 |
| 2018 | - | - | - | - | - | - | - | - |
| CAREER | 2-1 | 3 | - | - | - | - | - | 1.0-2 |

Tackles2; Georgia State, 9/16/17
Tackles for Loss1.0; Georgia State, 9/16/17



JAKE PINEGAR 92

Kicker | 6-2 | 195
Freshman/Freshman
Ankeny, Iowa/Ankeny Centennial
Major: Division of Undergraduate Studies

» 2018

Season: Made two starts as placekicker...One of eight true freshmen to make their debut this year...One of 20 players to make their Penn State debut this season...One of 11 players to make their first career start in 2018.

Appalachian State (9/1): Earned his first career start...Connected on his only field goal attempt, a 32-yard kick in the second quarter...Hit all six extra point attempts...Named the coaching staff's Special Teams Player of the Week. **Pittsburgh (9/8):** Made all seven extra point attempts.

» PINEGAR'S CAREER SCORING STATISTICS & GAME HIGHS

| | FGM-A | % | 0-19 | 20-29 | 30-39 | 40-49 | 50+ | LG | XP | PTS |
|---------------|------------|-------------|------|-------|------------|------------|-----|-----------|--------------|-----------|
| 2018 | 1-2 | 50.0 | - | - | 1-1 | 0-1 | - | 32 | 13-13 | 16 |
| CAREER | 1-2 | 50.0 | - | - | 1-1 | 0-1 | - | 32 | 13-13 | 16 |

Points Scored8; Appalachian State, 9/1/18
PATs Made7; at Pittsburgh, 9/8/18
Field Goals Made1; Appalachian State, 9/1/18
Field Goals Attempted1; Appalachian State, 9/1/18
Longest Field Goal32 yards; Appalachian State, 9/1/18



BRANDON POLK 10

Wide Receiver | 5-9 | 180
Senior/Junior
Ashburn, Va./Briar Woods
Major: Criminology

» 2018

Season: Appeared in two games, making one start.

Appalachian State (9/1): Caught two passes for 19 yards...Made a key 10-yard grab on fourth-and-2 on PSU's game-tying drive in the fourth quarter. **Pittsburgh (9/8):** Made two grabs for 45 yards...Connected with Sean Clifford for a 34-yard score in the fourth quarter.

» 2018 GAME-BY-GAME

Receiving (Receptions-Yards-TD)
APPALACHIAN STATE 2-19-0; PITTSBURGH 2-45-1.

» POLK'S CAREER STATISTICS & GAME HIGHS

| | Att.-Yds. | Avg. | TD | LG | Rec.-Yds. | Avg. | TD | LG |
|---------------|---------------|------------|----------|-----------|---------------|-------------|----------|-----------|
| 2015 | 18-159 | 8.8 | 1 | 33 | 6-57 | 9.5 | 1 | 39 |
| 2016 | - | - | - | - | 2-18 | 9.0 | - | 14 |
| 2017 | - | - | - | - | 10-130 | 13.0 | 1 | 23 |
| 2018 | - | - | - | - | 4-64 | 16.0 | 1 | 34 |
| CAREER | 18-159 | 8.8 | 1 | 33 | 24-269 | 11.2 | 3 | 39 |

Rushing Attempts3; Three Times: Last vs. Georgia, 1/2/16
Rushing Yards50; at Temple, 9/5/15
Rushing Touchdowns1; Buffalo, 9/12/15
Longest Rush33 yards; at Temple, 9/5/15
Receptions3; at Northwestern, 10/7/17
Receiving Yards46; Indiana, 10/10/15
Receiving Touchdowns1; Three Times: Last at Pittsburgh, 9/8/18
Longest Reception39 yards; Indiana, 10/10/15
All-Purpose Yards89; at Ohio State, 10/17/15

NOTE: Has 14 career kickoff returns for 304 yards (21.7 ypr).



JOHN REID 29

Cornerback | 5-10 | 185
Senior/Junior
Mount Laurel, N.J./St. Joseph's Prep (Pa.)
Major: Data Sciences

» 2018

Season: Made one start.

Appalachian State (9/1): Recorded a solo tackle and a QB hurry.

» 2018 GAME-BY-GAME


Tackles (Solo-Assisted-Total)
APPALACHIAN STATE 1-0-1; PITTSBURGH DNP.

» REID'S CAREER STATISTICS & GAME HIGHS

| | UA-A | TK | FF | FR | I | PBU | SACK | TFL |
|---------------|--------------|-----------|----------|--------------|----------|------------|--------------|---------------|
| 2015 | 18-11 | 29 | 1 | 1 | 2 | 5 | - | 1.0-2 |
| 2016 | 23-13 | 36 | - | 1 | 1 | 9 | 0.5-3 | 5.0-19 |
| 2017 | | | | DNP - Injury | | | | |
| 2018 | 1-0 | 1 | - | - | - | - | - | - |
| CAREER | 42-24 | 66 | 1 | 2 | 3 | 114 | 0.5-3 | 6.0-21 |

Tackles5; Four Times: Last Maryland, 10/8/16
Sacks0.5; Kent State, 9/3/16
Tackles for Loss2.0; at Rutgers, 11/19/16
Forced Fumbles1; vs. Maryland, 10/24/15
Fumble Recoveries1; Twice: Last at Pittsburgh, 9/10/16
Interceptions1; Three Times: Last Temple, 9/17/16
Long Interception Return44 yards; Rutgers, 9/19/15
Pass Breakups2; Four Times: Last vs. USC, 1/2/17

NOTE: Owns 22 career punt returns for 166 yards (7.5 ypr), all coming in 20.



MILES SANDERS 24

Running Back | 5-11 | 207
Junior/Junior
Pittsburgh, Pa./Woodland Hills
Major: Recreation, Parks and Tourism Management

» CAREER NOTES & RECORDS

Season: Owns the Penn State season record with 33 kickoff returns in 2016, passing former teammate Grant Haley's mark of 32 from 2014...His 688 kickoff return yards in 2016 rank No. 2 on the school season list behind Chaz Powell (733 yards; 2011).

» 2018

Awards: Among the candidates on the preseason watch list for the Doak Walker Award, given to the nation's top running back.

Season: Made two starts.

Appalachian State (9/1): Had a career-high 19 rushes for 91 yards, with 62 yards coming in the fourth quarter and overtime...Rushed for two touchdowns, including the go-ahead 4-yard score in overtime...Set a career high with three receptions for 20 yards...Named the coaching staff's Offensive Player of the Week. **Pittsburgh (9/8):** Rushed for a career best 118 yards on 16 carries...Earned his first career 100-yard rushing game...Had three runs of 20 or more yards, including a 41-yard run in the first quarter...Caught a 6-yard pass...Selected by Pro Football Focus for it's Big Ten Team of the Week.

» 2018 GAME-BY-GAME

Rushing (Carries-Yards-TD)
APPALACHIAN STATE 19-91-2; PITTSBURGH 16-118-0.

Receiving (Receptions-Yards-TD)

APPALACHIAN STATE 3-20-0; PITTSBURGH 1-6-0.

» SANDERS' CAREER OFFENSIVE STATISTICS & GAME HIGHS

| | Att.-Yds. | Avg. | TD | LG | Rec.-Yds. | Avg. | TD | LG |
|---------------|---------------|------------|----------|-----------|--------------|------------|----------|-----------|
| 2016 | 25-184 | 7.4 | 1 | 57 | 2-24 | 12.0 | 1 | 21 |
| 2017 | 31-191 | 6.2 | 2 | 31 | 6-30 | 5.0 | - | 7 |
| 2018 | 35-209 | 6.0 | 2 | 41 | 4-26 | 6.5 | - | 10 |
| CAREER | 91-584 | 6.4 | 3 | 57 | 12-80 | 6.6 | 1 | 21 |

Rushing Attempts19; Appalachian State, 9/1/18
Rushing Yards118; at Pittsburgh, 9/8/18
Rushing Touchdowns2; Appalachian State, 9/1/18
Longest Rush57 yards; at Rutgers, 11/19/16

Receptions3; Appalachian State, 9/1/18
Receiving Yards21; at Purdue, 10/29/16
Receiving Touchdowns1; at Purdue, 10/29/16
Longest Reception21 yards; at Purdue, 10/29/16

» SANDERS' CAREER KICKOFF RETURN STATISTICS & GAME HIGHS

| | No. | Yds. | Avg. | TD | LG |
|---------------|-----------|------------|-------------|----|-----------|
| 2016 | 33 | 688 | 20.8 | - | 48 |
| 2017 | 5 | 76 | 15.2 | - | 23 |
| 2018 | - | - | - | - | - |
| CAREER | 38 | 764 | 20.1 | - | 48 |

Kickoff Returns4; Four Times: Last vs. Washington, 12/30/17
Kickoff Return Yards89; Ohio State, 10/22/16
Longest Kickoff Return48 yards; Iowa, 11/5/16
All-Purpose Yards124; at Pittsburgh, 9/8/18



RICKY SLADE 4

Running Back | 5-9 | 198
Freshman/Freshman
Woodbridge, Va./C.D. Hylton
Major: Division of Undergraduate Studies

» 2018

Season: Appeared in two games...One of eight true freshmen to make their debut this year...One of 20 players to make their Penn State debut this season.

Appalachian State (9/1): Made first career appearance...Rushed six times for 39 yards...Tallied his first career touchdown on a 27-yard run in the third quarter. **Pittsburgh (9/8):** Rushed for 13 yards on four carries.

» 2018 GAME-BY-GAME

Rushing (Carries-Yards-TD)
APPALACHIAN STATE 6-39-1; PITTSBURGH 4-13-0.

» SLADE'S CAREER OFFENSIVE STATISTICS & GAME HIGHS

| | Att.-Yds. | Avg. | TD | LG | Rec.-Yds. | Avg. | TD | LG |
|---------------|--------------|------------|----------|-----------|-----------|------|----|----|
| 2018 | 10-52 | 5.2 | 1 | 27 | - | - | - | - |
| CAREER | 10-52 | 5.2 | 1 | 27 | - | - | - | - |

Rushing Attempts6; Appalachian State, 9/1/18
Rushing Yards39; Appalachian State, 9/1/18
Rushing Touchdowns1; Appalachian State, 9/1/18
Longest Rush27 yards; Appalachian State, 9/1/18

NICK SCOTT 4
 Safety | 5-11 | 199
 Graduate/Senior
 Fairfax, Va./Fairfax
 Major: Labor & Employment Relations (2nd degree)

» 2018
Awards: Among the candidates on the preseason watch list for the Allstate AFCA Good Works Team.

Season: Made two starts...One of 10 Penn Staters to enter 2018 having already earned a degree...Graduated with his degree in psychology in May 2018.

Appalachian State (9/1): Made a career-best nine stops, with five solo... Notched his first career sack and tied career highs with a full tackle for loss and a pass breakup. **Pittsburgh (9/8):** Assisted on two tackles.

» 2018 GAME-BY-GAME
Tackles (Solo-Assisted-Total)
 APPALACHIAN STATE 5-4-9; PITTSBURGH 0-2-2.

» SCOTT'S CAREER STATISTICS & GAME HIGHS

| | UA-A | TK | FF | FR | I | PBU | SACK | TFL |
|---------------|--------------|-----------|----------|----------|----------|----------|----------|--------------|
| 2015 | 5-3 | 8 | - | - | - | - | - | - |
| 2016 | 3-5 | 8 | - | - | - | 1 | - | - |
| 2017 | 17-16 | 33 | - | 1 | - | - | - | 1.5-2 |
| 2018 | 5-6 | 11 | - | - | - | 1 | - | - |
| CAREER | 30-30 | 60 | - | 1 | - | 2 | - | 1.5-2 |

Tackles 9; Appalachian State, 9/1/18
Tackles for Loss 1.0; Twice: Last vs. Appalachian State, 9/1/18
Pass Breakups 1; Twice: Last vs. Appalachian State, 9/1/18
Fumble Recoveries 1; Indiana, 9/30/17

NOTE: Has two career touchdowns, one coming on a fumble recovery vs. Indiana in 2018 and the other a rushing score vs. Army in 2015...Owns 624 all-purpose yards in his career (133 rushing, 43 receiving, 448 kickoff return)...Has one career touchdown pass, hitting Christian Hackenberg with a passing score vs. Illinois in 2015.

ANTONIO SHELTON 55
 Defensive Tackle | 6-2 | 308
 Junior/Sophomore
 Westerville, Ohio/Westerville-North
 Major: Journalism

» 2018
Season: Appeared in two games.
Appalachian State (9/1): Tied a career high with two tackles, including one solo. **Pittsburgh (9/8):** Matched a career best with two tackles... Made one solo stop.

» 2018 GAME-BY-GAME
Tackles (Solo-Assisted-Total)
 APPALACHIAN STATE 1-1-2; PITTSBURGH 1-1-2.

» SHELTON'S CAREER STATISTICS & GAME HIGHS

| | UA-A | TK | FF | FR | I | PBU | SACK | TFL |
|---------------|------------|----------|----------|----------|----------|----------|--------------|--------------|
| 2017 | 0-5 | 5 | - | - | - | - | 1.0-4 | 1.5-5 |
| 2018 | 2-2 | 4 | - | - | - | - | - | - |
| CAREER | 2-7 | 9 | - | - | - | - | 1.0-4 | 1.5-5 |

Tackles 2; Four Times: Last at Pittsburgh, 9/8/18
Tackles for Loss 1.0; Georgia State, 9/16/17
Sacks 0.5; Twice: Last Rutgers, 11/11/17

ZACH SIMPSON 64
 Offensive Line | 6-3 | 302
 Senior/Junior
 Hollidaysburg, Pa./Hollidaysburg Area
 Major: Economics

» 2018
Season: Appeared in two games.
Appalachian State (9/1): Saw playing time on special teams.
Pittsburgh (9/8): Earned playing time on special teams.

CAM SULLIVAN-BROWN 81
 Wide Receiver | 6-0 | 189
 Sophomore/Freshman
 Bowie, Md./Saint Vincent Pallotti
 Major: Division of Undergraduate Studies

» 2018
Season: Appeared in two games... One of 20 players to make their Penn State debut this season.

Appalachian State (9/1): Made his first career appearance...Saw playing time on offense. **Pittsburgh (9/8):** Earned snaps on offense.

JONATHAN SUTHERLAND 26
 Safety | 5-11 | 196
 Sophomore/Freshman
 Ottawa, Ont./Episcopal (Va.)
 Major: Division of Undergraduate Studies

» 2018
Season: Appeared in two games...One of 20 players to make their Penn State debut this season.

Appalachian State (9/1): Saw playing time on special teams...Assisted on a tackle. **Pittsburgh (9/8):** Made two solo stops while seeing time on defense and special teams.

» 2018 GAME-BY-GAME
Tackles (Solo-Assisted-Total)
 APPALACHIAN STATE 0-1-1; PITTSBURGH 2-0-2.

» SUTHERLAND'S CAREER STATISTICS & GAME HIGHS

| | UA-A | TK | FF | FR | I | PBU | SACK | TFL |
|---------------|------------|----------|----------|----------|----------|----------|----------|----------|
| 2018 | 2-1 | 3 | - | - | - | - | - | - |
| CAREER | 2-1 | 3 | - | - | - | - | - | - |

Tackles 2; at Pittsburgh, 9/8/18

NICK TARBURTON 46
 Defensive End | 6-3 | 246
 Freshman/Freshman
 Green Lane, Pa./Pennridge
 Major: Division of Undergraduate Studies

» 2018
Season: Appeared in two games...One of eight true freshmen to make their debut this year...One of 20 players to make their Penn State debut this season.

Appalachian State (9/1): Made his college debut, seeing time on defense and special teams. **Pittsburgh (9/8):** Earned playing time on defense and special teams.

GARRETT TAYLOR 17
 Safety | 6-0 | 206
 Senior/Junior
 Richmond, Va./Saint Christopher's
 Major: Advertising & Public Relations (Smeal Business Cert.)

» 2018
Season: Made two starts...One of 11 players to make their first career start this season.

Appalachian State (9/1): Earned his first career start...Made a career-high eight tackles, including six solo. **Pittsburgh (9/8):** Collected five tackles, making two solo stops.

» 2018 GAME-BY-GAME
Tackles (Solo-Assisted-Total)
 APPALACHIAN STATE 6-2-8; PITTSBURGH 2-3-5.

» TAYLOR'S CAREER STATISTICS & GAME HIGHS

| | UA-A | TK | FF | FR | I | PBU | SACK | TFL |
|---------------|--------------|-----------|----------|----------|----------|----------|----------|----------|
| 2016 | 1-1 | 2 | - | - | - | 1 | - | - |
| 2017 | 6-6 | 12 | - | 1 | - | 1 | - | - |
| 2018 | 8-5 | 13 | - | - | - | - | - | - |
| CAREER | 15-12 | 27 | - | 1 | - | 2 | - | - |

Tackles 8; Appalachian State, 9/1/18
Fumble Recoveries 1; Rutgers, 11/11/17
Pass Breakups 1; Twice: Last Akron, 9/2/17

JOHNATHAN THOMAS 20
 Running Back | 5-11 | 221
 Graduate/Senior
 Peabody, Mass./St. John's Prep
 Major: Journalism (3rd degree)

» 2018
Season: Appeared in two games...One of 10 Penn Staters to enter 2018 having already earned a degree...Has two degrees, graduating with his degree in sociology in December 2017 and a second degree in criminology in May 2018.

Appalachian State (9/1): Saw playing time on special teams.
Pittsburgh (9/8): Appeared on special teams.

» 2018 GAME-BY-GAME
Rushing (Carries-Yards-TD)
 APPALACHIAN STATE 0-0-0; PITTSBURGH 0-0-0.


» THOMAS' OFFENSIVE CAREER STATISTICS & GAME HIGHS

| | Att.-Yds. | Avg. | TD | LG | Rec.-Yds. | Avg. | TD | LG |
|---------------|--------------|------------|----------|-----------|-----------|----------|----------|----------|
| 2015 | 11-42 | 3.8 | - | 11 | - | - | - | - |
| 2016 | - | - | - | - | - | - | - | - |
| 2017 | - | - | - | - | - | - | - | - |
| 2018 | - | - | - | - | - | - | - | - |
| CAREER | 11-42 | 3.8 | - | 11 | - | - | - | - |

Rushing Attempts 7; Army, 10/3/15
Rushing Yards 28; Army, 10/3/15
Long Rush 11 yards; Army, 10/3/15

Total Offense Yards 28; Army, 10/3/15
All-Purpose Yards 28; Army, 10/3/15

NOTE: Has five career tackles, all coming on special teams in 2017.



DeANDRE THOMPKINS 3

Wide Receiver | 5-11 | 188
Graduate/Senior
Hubert, N.C./Swansboro
Major: Criminology (2nd degree)

» CAREER NOTES AND RECORDS

Career: Tied for fourth all-time at Penn State with two career punt return touchdowns, matching 10 other Nittany Lions (most recently: Larry Johnson, 1998-2002).

Game: Set a school record for punt return average in a game with 31.8 yard per return vs. Akron (9/2/17), besting Derrick Williams' mark of 31.7 vs. Temple (2006).

» 2018

Season: Made two starts...One of 10 Penn Staters to enter 2018 having already earned a degree...Graduated with his degree in psychology in December 2017.

Appalachian State (9/1): Had a 29-yard punt return in the first quarter. **Pittsburgh (9/8):** Returned a punt 39 yards for a touchdown in the third quarter, his second career punt return touchdown.

» 2018 GAME-BY-GAME

Receiving (Receptions-Yards-TD)

APPALACHIAN STATE 0-0-0; PITTSBURGH 0-0-0.

» THOMPKINS' CAREER OFFENSIVE STATISTICS & GAME HIGHS

| | Att.-Yds. | Avg. | TD | LG | Rec.-Yds. | Avg. | TD | LG |
|---------------|-------------|------------|----------|----------|---------------|-------------|----------|-----------|
| 2015 | 5-12 | 2.4 | 1 | 6 | 3-33 | 11.0 | - | 31 |
| 2016 | - | - | - | - | 27-440 | 16.3 | 1 | 70 |
| 2017 | - | - | - | - | 28-443 | 15.8 | 3 | 70 |
| 2018 | - | - | - | - | - | - | - | - |
| CAREER | 5-12 | 2.4 | 1 | 6 | 58-916 | 15.8 | 4 | 70 |

Rush Attempts 2; Twice: Last Indiana, 10/10/15
Rush Yards 11; Indiana, 10/10/15
Rushing Touchdowns 1; Rutgers, 9/19/15
Long Rush 6 yards; Indiana, 10/10/15

Receptions 6; Northwestern, 10/7/17
Receiving Yards 102; at Michigan State, 11/4/17
Receiving Touchdowns 1; Four Times: Last Nebraska, 11/18/17
Long Reception 70 yards; Twice: Last at Michigan State, 11/4/17

» 2018 GAME-BY-GAME

Punt Returns (Returns-Yards-TD-YPR)

APPALACHIAN STATE 1-29-0-29.0; PITTSBURGH 2-38-1-19.0.

» THOMPKINS' CAREER PUNT RETURN STATISTICS & GAME HIGHS

| | No. | Yds. | Avg. | TD | LG |
|---------------|-----------|------------|-------------|----------|-----------|
| 2015 | 23 | 178 | 7.7 | - | 58 |
| 2016 | 1 | 2 | 2.0 | - | 2 |
| 2017 | 24 | 319 | 13.3 | 1 | 61 |
| 2018 | 3 | 67 | 22.3 | 1 | 39 |
| CAREER | 51 | 566 | 11.1 | 2 | 61 |

Punt Returns 5; Indiana, 10/10/15
Punt Return Yards 127; Akron, 9/2/17
Long Punt Return 61 yards; Akron, 9/2/17
Punt Return Touchdowns 1; Twice: Last at Pittsburgh (39 yards), 9/8/18

Total Offense Yards 91; Maryland, 10/8/16
All-Purpose Yards 156; Akron, 9/2/17

NOTE: Owns one kickoff return for 5 yards (vs. Iowa, 11/5/16).




C.J. THORPE 69

Offensive Line | 6-3 | 322
Sophomore/Freshman
Glenshaw, Pa./Central Catholic
Major: Division of Undergraduate Studies

» 2018

Season: Appeared in two games...One of 20 players to make their Penn State debut this season.

Appalachian State (9/1): Saw playing time on special teams. **Pittsburgh (9/8):** Appeared on special teams.



SHAKA TONEY 18

Defensive End | 6-3 | 241
Junior/Sophomore
Philadelphia, Pa./Imhotep Charter
Major: Telecommunications

» 2018

Season: Appeared in two games.

Appalachian State (9/1): Saw playing time on defense. **Pittsburgh (9/8):** Made a career-high five tackles, all solo...Recorded two tackles for loss, tying a personal best, and a sack.

» 2018 GAME-BY-GAME


Tackles (Solo-Assisted-Total)

APPALACHIAN STATE 0-0-0; PITTSBURGH 5-0-5.

» TONEY'S CAREER STATISTICS & GAME HIGHS

| | UA-A | TK | FF | FR | I | PBU | SACK | TFL |
|---------------|--------------|-----------|----------|----------|----------|----------|---------------|---------------|
| 2017 | 8-12 | 20 | 2 | - | - | - | 4.0-31 | 6.5-39 |
| 2018 | 5-0 | 5 | - | - | - | - | 1.0-11 | 2.0-13 |
| CAREER | 13-12 | 25 | 2 | - | - | - | 5.0-42 | 8.5-52 |

Tackles 5; at Pittsburgh, 9/8/18
Tackles for Loss 2.0; Three Times: Last at Pittsburgh, 9/8/18
Sacks 2.0; at Northwestern, 10/7/17
Forced Fumble 1; Twice: Last at Northwestern, 10/7/17



KYLE VASEY 96

Long Snapper | 6-2 | 226
5th/Senior
Lackawaxen, Pa./Wallenpaupack
Major: Rehabilitation & Human Services

» 2018

Season: Appeared in two games.

Appalachian State (9/1): Helped Blake Gillikin to average 43.0 yards per punt and Jake Pinegar to hit a 32-yard field goal and all six extra points. **Pittsburgh (9/8):** Appeared on special teams...Aided Blake Gillikin to a 42.6 punt average...Helped Jake Pinegar to hit all seven extra point attempts.

NOTE: Has one career tackle on punt coverage vs. Nebraska (2018).



LAMONT WADE 38

Cornerback | 5-9 | 195
Sophomore/Sophomore
Clairton, Pa./Clairton
Major: Division of Undergraduate Studies

» 2018

Season: Appeared in two games.

Appalachian State (9/1): Saw playing time on defense and special teams...Assisted on one tackle. **Pittsburgh (9/8):** Recorded four tackles, making two solo stops.

» 2018 GAME-BY-GAME


Tackles (Solo-Assisted-Total)

APPALACHIAN STATE 0-1-1; PITTSBURGH 2-2-4.

» WADE'S CAREER STATISTICS & GAME HIGHS

| | UA-A | TK | FF | FR | I | PBU | SACK | TFL |
|---------------|--------------|-----------|----------|----------|----------|----------|----------|----------|
| 2017 | 14-17 | 31 | 1 | - | - | 3 | - | - |
| 2018 | 2-3 | 5 | - | - | - | - | - | - |
| CAREER | 16-20 | 36 | 1 | - | - | 3 | - | - |

Tackles 5; Twice: Last Nebraska, 11/18/17
Forced Fumbles 1; Rutgers, 11/11/17
Pass Breakups 1; Three Times: Last Nebraska, 11/18/17



ROBERT WINDSOR 54

Defensive Tackle | 6-4 | 304
Senior/Junior
Fond Du Lac, Wis./Fond Du Lac
Major: Telecommunications

» 2018

Season: Made two starts.

Appalachian State (9/1): Assisted on two tackles. **Pittsburgh (9/8):** Made two tackles, including one solo.

» 2018 GAME-BY-GAME

Tackles (Solo-Assisted-Total)

APPALACHIAN STATE 0-2-2; PITTSBURGH 1-1-2.

» WINDSOR'S CAREER STATISTICS & GAME HIGHS

| | UA-A | TK | FF | FR | I | PBU | SACK | TFL |
|---------------|--------------|-----------|----------|----------|----------|----------|---------------|---------------|
| 2016 | 9-14 | 23 | - | - | - | - | 1.0-6 | 1.5-6 |
| 2017 | 6-13 | 19 | 1 | 3 | - | - | 2.0-14 | 2.5-15 |
| 2018 | 1-3 | 4 | - | - | - | - | - | - |
| CAREER | 16-30 | 45 | 1 | 3 | - | - | 3.0-20 | 4.0-21 |

Tackles 4; Twice: Last Akron, 9/2/17
Sacks 1.0; Twice: Last Nebraska, 11/18/17
Tackles For Loss 1.0; Twice: Last Nebraska, 11/18/17
Forced Fumbles 1; Pittsburgh, 9/9/17
Fumble Recoveries 1; Three Times: Last at Maryland, 11/25/17



CHASZ WRIGHT 77

Offensive Line | 6-7 | 348
Graduate/Senior
Woodbridge, Va./Milford Academy
Major: Communication Arts and Sciences (2nd degree)

» 2018

Season: Appeared in two games, including one start...One of 10 Penn Staters to enter 2018 having already earned a degree...Graduated with his degree in telecommunications in May 2018.

Appalachian State (9/1): Helped the Nittany Lion offense to 434 yards, including 204 on the ground...Cleared the way for five rushing touchdowns, including two by Trace McSorley and two by Miles Sanders... Helped McSorley to collect his 17th game with a passing and a rushing touchdown...Sanders set a career high with 91 yards, while Ricky Slade scored his first career touchdown, a 27-yard run. **Pittsburgh (9/8):** Saw playing time on offense and special teams.

SCORING SUMMARY

| Plays | Yds. | Time | Result | Qtr. | Scoring Play |
|------------------------------|------|------|--------|------|--|
| APPALACHIAN STATE (7) | | | | | |
| 7 | 75 | 2:58 | TD | 1 | McSorley 12-yard run (Pinegar kick) |
| 12 | 77 | 4:32 | FG | 2 | Pinegar 32-yard field goal |
| 8 | 65 | 3:22 | TD | 3 | McSorley 10-yard run (Pinegar kick) |
| 8 | 72 | 3:40 | TD | 3 | Slade 27-yard run (Pinegar kick) |
| 6 | 75 | 2:22 | TD | 4 | Sanders 2-yard run (Pinegar kick) |
| 7 | 48 | 0:57 | TD | 4 | Hamler 15-yard pass from McSorley (Pinegar kick) |
| 4 | 25 | - | TD | OT | Sanders 4-yard run (Pinegar kick) |
| PITTSBURGH (8) | | | | | |
| 3 | 63 | 1:09 | TD | 1 | Hamler 32-yard run (Pinegar kick) |
| 3 | 35 | 0:33 | TD | 2 | Hamler 14-yard pass from McSorley (Pinegar kick) |
| 8 | 40 | 2:39 | TD | 3 | McSorley 4-yard run (Pinegar kick) |
| - | - | - | Safety | - | TEAM (holding in end zone) |
| - | 39 | - | TD | 3 | Thompkins 39-yard punt return (Pinegar kick) |
| 5 | 64 | 2:29 | TD | 4 | Hippenhammer 11-yard pass from McSorley (Pinegar kick) |
| 12 | 61 | 4:00 | TD | 4 | Allen 4-yard run (Pinegar kick) |
| 1 | 34 | 0:11 | TD | 4 | Polk 34-yard pass from Clifford (Pinegar kick) |

PENN STATE GAME-BY-GAME

| | App | at Pitt | KSU | at ILL | OSU | MSU | at IND | IOWA | at MICH | WIS | at RU | UMD |
|------------------------------|--------------|--------------|-----|--------|-----|-----|--------|------|---------|-----|-------|-----|
| First Downs | 24 | 23 | | | | | | | | | | |
| Rushing | 10 | 10 | | | | | | | | | | |
| Passing | 11 | 8 | | | | | | | | | | |
| Penalty | 3 | 5 | | | | | | | | | | |
| Net Yards Rushing | 205 | 211 | | | | | | | | | | |
| Rushing Attempts | 44 | 33 | | | | | | | | | | |
| Average Per Rush | 4.7 | 6.4 | | | | | | | | | | |
| Rushing Touchdowns | 5 | 3 | | | | | | | | | | |
| Yards Gained | 220 | 244 | | | | | | | | | | |
| Yards Lost | 15 | 33 | | | | | | | | | | |
| Net Yards Passing | 229 | 179 | | | | | | | | | | |
| Completions | 20 | 15 | | | | | | | | | | |
| Attempts | 35 | 31 | | | | | | | | | | |
| Interceptions | 0 | 0 | | | | | | | | | | |
| Yards Per Attempt | 6.5 | 5.8 | | | | | | | | | | |
| Yards Per Completion | 11.5 | 11.9 | | | | | | | | | | |
| Passing Touchdowns | 1 | 3 | | | | | | | | | | |
| Total Offensive Yards | 434 | 390 | | | | | | | | | | |
| Plays | 79 | 64 | | | | | | | | | | |
| Yards Per Play | 5.5 | 6.1 | | | | | | | | | | |
| Fumbles-Lost | -- | 3-2 | | | | | | | | | | |
| Penalties-Yards | 2-10 | 4-45 | | | | | | | | | | |
| Punts-Yards | 5-215 | 5-213 | | | | | | | | | | |
| Yards Per Punt | 43.0 | 42.6 | | | | | | | | | | |
| Net Yards Per Punt | 40.8 | 43.6 | | | | | | | | | | |
| Inside 20 | 1 | 4 | | | | | | | | | | |
| 50+ Yard Kicks | 1 | 2 | | | | | | | | | | |
| Touchbacks | 0 | 0 | | | | | | | | | | |
| Fair Catch | 3 | 1 | | | | | | | | | | |
| Kickoffs-Yards | 6-361 | 8-408 | | | | | | | | | | |
| Yards Per Kickoff | 60.2 | 51.0 | | | | | | | | | | |
| Net Yards Per Kickoff | 30.2 | 40.5 | | | | | | | | | | |
| Touchbacks | 2 | 2 | | | | | | | | | | |
| Punt Returns | 1 | 2 | | | | | | | | | | |
| Yards | 29 | 38 | | | | | | | | | | |
| Touchdowns | 0 | 1 | | | | | | | | | | |
| Yards Per Return | 29.0 | 19.0 | | | | | | | | | | |
| Kickoff Returns | 1 | 3 | | | | | | | | | | |
| Yards | 52 | 73 | | | | | | | | | | |
| Touchdowns | 0 | 0 | | | | | | | | | | |
| Yards Per Return | 52.0 | 24.3 | | | | | | | | | | |
| Interceptions | 1 | 1 | | | | | | | | | | |
| Yards | 0 | 0 | | | | | | | | | | |
| Touchdowns | 0 | 0 | | | | | | | | | | |
| Fumble Recoveries | 0 | 2 | | | | | | | | | | |
| Returns-Yards | 0-0 | 1-0 | | | | | | | | | | |
| Touchdowns | 0 | 0 | | | | | | | | | | |
| Miscellaneous Yards | 0 | 0 | | | | | | | | | | |
| Possession Times | 27:32 | 25:38 | | | | | | | | | | |
| 1st Quarter | 6:37 | 3:49 | | | | | | | | | | |
| 2nd Quarter | 8:31 | 7:05 | | | | | | | | | | |
| 3rd Quarter | 7:02 | 7:55 | | | | | | | | | | |
| 4th Quarter | 5:22 | 6:49 | | | | | | | | | | |
| 3rd-Down Conversions | 6-15 | 4-11 | | | | | | | | | | |
| 4th-Down Conversions | 1-2 | 0-0 | | | | | | | | | | |
| Red Zone Scoring | 6-6 | 4-4 | | | | | | | | | | |
| Touchdowns | 5 | 4 | | | | | | | | | | |
| Field Goals | 1 | 0 | | | | | | | | | | |
| Sacks By-Yards | 2-14 | 4-31 | | | | | | | | | | |
| PAT Kicks | 6-6 | 7-7 | | | | | | | | | | |
| Field Goals | 1-1 | 0-1 | | | | | | | | | | |
| Total Points | 45 | 51 | | | | | | | | | | |
| Touchdowns Rushing | 5 | 3 | | | | | | | | | | |
| Touchdowns Passing | 1 | 3 | | | | | | | | | | |
| Touchdown Returns | 0 | 1 | | | | | | | | | | |
| Other Touchdowns | 0 | 0 | | | | | | | | | | |
| Safeties | 0 | 1 | | | | | | | | | | |
| Kick PAT-Attempts | 6-6 | 7-7 | | | | | | | | | | |
| 2pt PAT-Attempts | 0-0 | 0-0 | | | | | | | | | | |
| Field Goals-Attempts | 1-1 | 0-1 | | | | | | | | | | |
| Points Off Turnovers | 0 | 14 | | | | | | | | | | |

OPPONENT GAME-BY-GAME

| | App | at Pitt | KSU | at ILL | OSU | MSU | at IND | IOWA | at MICH | WIS | at RU | UMD |
|------------------------------|--------------|---------------|-----|--------|-----|-----|--------|------|---------|-----|-------|-----|
| First Downs | 22 | 15 | | | | | | | | | | |
| Rushing | 8 | 13 | | | | | | | | | | |
| Passing | 13 | 1 | | | | | | | | | | |
| Penalty | 1 | 1 | | | | | | | | | | |
| Net Yards Rushing | 159 | 245 | | | | | | | | | | |
| Rushing Attempts | 37 | 52 | | | | | | | | | | |
| Average Per Rush | 4.3 | 4.7 | | | | | | | | | | |
| Rushing Touchdowns | 2 | 1 | | | | | | | | | | |
| Yards Gained | 177 | 300 | | | | | | | | | | |
| Yards Lost | 18 | 55 | | | | | | | | | | |
| Net Yards Passing | 292 | 55 | | | | | | | | | | |
| Completions | 26 | 9 | | | | | | | | | | |
| Attempts | 39 | 18 | | | | | | | | | | |
| Interceptions | 1 | 1 | | | | | | | | | | |
| Yards Per Attempt | 7.5 | 3.1 | | | | | | | | | | |
| Yards Per Completion | 11.2 | 6.1 | | | | | | | | | | |
| Passing Touchdowns | 2 | 0 | | | | | | | | | | |
| Total Offensive Yards | 451 | 300 | | | | | | | | | | |
| Plays | 76 | 70 | | | | | | | | | | |
| Yards Per Play | 5.9 | 4.3 | | | | | | | | | | |
| Fumbles-Lost | 1-0 | 4-2 | | | | | | | | | | |
| Penalties-Yards | 9-100 | 14-116 | | | | | | | | | | |
| Punts-Yards | 6-261 | 6-202 | | | | | | | | | | |
| Yards Per Punt | 43.5 | 33.7 | | | | | | | | | | |
| Net Yards Per Punt | 38.7 | 27.3 | | | | | | | | | | |
| Inside 20 | 2 | 0 | | | | | | | | | | |
| 50+ Yard Kicks | 1 | 0 | | | | | | | | | | |
| Touchbacks | 0 | 0 | | | | | | | | | | |
| Fair Catch | 3 | 1 | | | | | | | | | | |
| Kickoffs-Yards | 6-390 | 3-180 | | | | | | | | | | |
| Yards Per Kickoff | 65.0 | 60.0 | | | | | | | | | | |
| Net Yards Per Kickoff | 35.5 | 35.7 | | | | | | | | | | |
| Touchbacks | 5 | 0 | | | | | | | | | | |
| Punt Returns | 1 | 3 | | | | | | | | | | |
| Yards | 11 | -5 | | | | | | | | | | |
| Touchdowns | 0 | 0 | | | | | | | | | | |
| Yards Per Return | 11.0 | -1.7 | | | | | | | | | | |
| Kickoff Returns | 3 | 3 | | | | | | | | | | |
| Yards | 130 | 34 | | | | | | | | | | |
| Touchdowns | 1 | 0 | | | | | | | | | | |
| Yards Per Return | 43.3 | 11.3 | | | | | | | | | | |
| Interceptions | 0 | 0 | | | | | | | | | | |
| Yards | 0 | 0 | | | | | | | | | | |
| Touchdowns | 0 | 0 | | | | | | | | | | |
| Fumble Recoveries | 0 | 2 | | | | | | | | | | |
| Returns-Yards | 0-0 | 2-20 | | | | | | | | | | |
| Touchdowns | 0 | 0 | | | | | | | | | | |
| Miscellaneous Yards | 0 | 0 | | | | | | | | | | |
| Possession Times | 32:28 | 34:22 | | | | | | | | | | |
| 1st Quarter | 8:23 | 11:11 | | | | | | | | | | |
| 2nd Quarter | 6:29 | 7:55 | | | | | | | | | | |
| 3rd Quarter | 7:58 | 7:05 | | | | | | | | | | |
| 4th Quarter | 9:38 | 8:11 | | | | | | | | | | |
| 3rd-Down Conversions | 6-16 | 4-14 | | | | | | | | | | |
| 4th-Down Conversions | 2-2 | 0-3 | | | | | | | | | | |
| Red Zone Scoring | 3-4 | 1-3 | | | | | | | | | | |
| Touchdowns | 3 | 1 | | | | | | | | | | |
| Field Goals | 0 | 0 | | | | | | | | | | |
| Sacks By-Yards | 1-8 | 1-8 | | | | | | | | | | |
| PAT Kicks | 5-5 | 0-0 | | | | | | | | | | |
| Field Goals | 1-2 | 0-1 | | | | | | | | | | |
| Total Points | 38 | 6 | | | | | | | | | | |
| Touchdowns Rushing | 2 | 1 | | | | | | | | | | |
| Touchdowns Passing | 2 | 0 | | | | | | | | | | |
| Touchdown Returns | 1 | 0 | | | | | | | | | | |
| Other Touchdowns | 0 | 0 | | | | | | | | | | |
| Safeties | 0 | 0 | | | | | | | | | | |
| Kick PAT-Attempts | 5-5 | 0-0 | | | | | | | | | | |
| 2pt PAT-Attempts | 0-0 | 0-1 | | | | | | | | | | |
| Field Goals-Attempts | 1-2 | 0-1 | | | | | | | | | | |
| Points Off Turnovers | 0 | 0 | | | | | | | | | | |

INDIVIDUAL GAME-BY-GAME

RUSHING

| (ATT-YDS-TD) | App | at Pitt | KSU | at ILL | OSU | MSU | at IND | IOWA | at MICH | WIS | at RU | UMD |
|-----------------|----------|----------|-----|--------|-----|-----|--------|------|---------|-----|-------|-----|
| Allen, Mark | 6-25-0 | 7-12-1 | | | | | | | | | | |
| Hamler, KJ | 0-0-0 | 1-32-1 | | | | | | | | | | |
| McSorley, Trace | 12-53-2 | 5-36-1 | | | | | | | | | | |
| Sanders, Miles | 19-95-2 | 16-118-0 | | | | | | | | | | |
| Slade, Ricky | 6-39-1 | 4-13-0 | | | | | | | | | | |
| TEAM | 1-(-3)-0 | 0-0-0 | | | | | | | | | | |

RECEIVING

| (REC-YDS-TD) | App | at Pitt | KSU | at ILL | OSU | MSU | at IND | IOWA | at MICH | WIS | at RU | UMD |
|-------------------|--------|---------|-----|--------|-----|-----|--------|------|---------|-----|-------|-----|
| Allen, Mark | 3-18-0 | 1-7-0 | | | | | | | | | | |
| Dalton, Danny | 1-2-0 | 2-17-0 | | | | | | | | | | |
| Freiermuth, Pat | 0-0-0 | 1-5-0 | | | | | | | | | | |
| Hamler, KJ | 3-67-1 | 3-40-1 | | | | | | | | | | |
| Hippenhammer, Mac | 0-0-0 | 1-11-1 | | | | | | | | | | |
| Holland, Jonathan | 2-36-0 | 2-25-0 | | | | | | | | | | |
| Johnson, Juwan | 6-67-0 | 2-23-0 | | | | | | | | | | |
| Polk, Brandon | 2-19-0 | 2-45-1 | | | | | | | | | | |
| Sanders, Miles | 3-20-0 | 1-6-0 | | | | | | | | | | |

PASSING

Trace McSorley

| | C-A-I | Pct. | Yards | TD | Long | Sack-Yards | Efficiency |
|----------------|---------|------|-------|----|------|------------|------------|
| APP STATE | 20-35-0 | 57.1 | 229 | 0 | 46 | 1-8 | 121.17 |
| at Pitt | 14-30-0 | 46.7 | 145 | 2 | 22 | 1-8 | 109.27 |
| KENT STATE | | | | | | | |
| at Illinois | | | | | | | |
| OHIO STATE | | | | | | | |
| MICHIGAN STATE | | | | | | | |
| at Indiana | | | | | | | |
| IOWA | | | | | | | |
| at Michigan | | | | | | | |
| WISCONSIN | | | | | | | |
| at Rutgers | | | | | | | |
| MARYLAND | | | | | | | |

Sean Clifford

| | C-A-I | Pct. | Yards | TD | Long | Sack-Yards | Efficiency |
|----------------|-------|-------|-------|----|------|------------|------------|
| APP STATE | DNP | | | | | | |
| at Pitt | 1-1-0 | 100.0 | 34 | 1 | 34 | 0-0 | 715.60 |
| KENT STATE | | | | | | | |
| at Illinois | | | | | | | |
| OHIO STATE | | | | | | | |
| MICHIGAN STATE | | | | | | | |
| at Indiana | | | | | | | |
| IOWA | | | | | | | |
| at Michigan | | | | | | | |
| WISCONSIN | | | | | | | |
| at Rutgers | | | | | | | |
| MARYLAND | | | | | | | |

KICKING & PUNTING

KICKOFFS

| Season | KO | Total Yards | TB | OB | Kick Avg. | Returns | Rtn. Yds. | Yds./Rtn. |
|----------------|----|-------------|----|----|-----------|---------|-----------|-----------|
| Checa, Rafael | 14 | 769 | 4 | 1 | 54.9 | 6 | 164 | 27.3 |
| APP STATE | 6 | 361 | 2 | 0 | 60.2 | 3 | 130 | 43.3 |
| at Pitt | 8 | 408 | 2 | 0 | 51.0 | 3 | 34 | 11.3 |
| KENT STATE | | | | | | | | |
| at Illinois | | | | | | | | |
| OHIO STATE | | | | | | | | |
| MICHIGAN STATE | | | | | | | | |
| at Indiana | | | | | | | | |
| IOWA | | | | | | | | |
| at Michigan | | | | | | | | |
| WISCONSIN | | | | | | | | |
| at Rutgers | | | | | | | | |
| MARYLAND | | | | | | | | |

PUNTING

| Season | No. | Total Yds | Avg. | Long | FC | 120 | 50+ | Blk |
|-----------------|-----|-----------|------|------|----|-----|-----|-----|
| Gillikin, Blake | 10 | 428 | 42.8 | 55 | 4 | 5 | 3 | 0 |
| APP STATE | 5 | 215 | 43.0 | 55 | 3 | 1 | 1 | 0 |
| at Pitt | 5 | 213 | 42.6 | 52 | 1 | 3 | 2 | 0 |
| KENT STATE | | | | | | | | |
| at Illinois | | | | | | | | |
| OHIO STATE | | | | | | | | |
| MICHIGAN STATE | | | | | | | | |
| at Indiana | | | | | | | | |
| IOWA | | | | | | | | |
| at Michigan | | | | | | | | |
| WISCONSIN | | | | | | | | |
| at Rutgers | | | | | | | | |
| MARYLAND | | | | | | | | |

INDIVIDUAL GAME-BY-GAME

TACKLES

| (UT-AT-TT) | UT-AT | TT | App | at Pitt | KSU | at ILL | OSU | MSU | at IND | IOWA | at MICH | WIS | at RU | UMD |
|----------------------|-------|----|-----|---------|-----|--------|-----|-----|--------|------|---------|-----|-------|-----|
| Johnson, Jan | 6-10 | 16 | 4-7 | 2-3 | | | | | | | | | | |
| Taylor, Garrett | 8-5 | 13 | 6-2 | 2-3 | | | | | | | | | | |
| Scott, Nick | 5-6 | 11 | 5-4 | 0-2 | | | | | | | | | | |
| Parsons, Micah | 5-6 | 11 | 0-4 | 5-2 | | | | | | | | | | |
| Oruwariye, Amani | 10-0 | 10 | 7-0 | 3-0 | | | | | | | | | | |
| Castro-Fields, Tariq | 3-6 | 9 | 2-2 | 1-4 | | | | | | | | | | |
| Brown, Cam | 5-3 | 8 | 2-2 | 3-1 | | | | | | | | | | |
| Farmer, Koa | 4-3 | 7 | 4-2 | 0-1 | | | | | | | | | | |
| Givens, Kevin | 5-2 | 7 | DNP | 5-2 | | | | | | | | | | |
| Gross-Matos, Yetur | 3-3 | 6 | 2-1 | 1-2 | | | | | | | | | | |
| McPhearson, Zech | 4-2 | 6 | 1-1 | 3-1 | | | | | | | | | | |
| Wade, Lamont | 2-3 | 5 | 0-1 | 2-2 | | | | | | | | | | |
| Miller, Shareef | 3-2 | 5 | 1-2 | 2-0 | | | | | | | | | | |
| Joseph, Daniel | 2-3 | 5 | 0-1 | 2-2 | | | | | | | | | | |
| Toney, Shaka | 5-0 | 5 | 0-0 | 5-0 | | | | | | | | | | |
| Windsor, Robert | 1-3 | 4 | 0-2 | 1-1 | | | | | | | | | | |
| Shelton, Antonio | 2-2 | 4 | 1-1 | 1-1 | | | | | | | | | | |
| Mustipher, PJ | 1-2 | 3 | 0-1 | 1-1 | | | | | | | | | | |
| Miller, Jarvis | 1-2 | 3 | 1-1 | 0-1 | | | | | | | | | | |
| Brooks, Ellis | 2-1 | 3 | 0-1 | 2-0 | | | | | | | | | | |
| Monroe, Ayron | 1-1 | 2 | 0-0 | 1-1 | | | | | | | | | | |
| Sutherland, Jonathan | 1-1 | 2 | 0-1 | 1-1 | | | | | | | | | | |
| Johnson, Donovan | 1-1 | 2 | 1-1 | 0-0 | | | | | | | | | | |
| Darien, Dae'Lun | 2-0 | 2 | DNP | 2-0 | | | | | | | | | | |
| Luketa, Jesse | 1-0 | 1 | 0-0 | 1-0 | | | | | | | | | | |
| Cooper, Jake | 1-0 | 1 | DNP | 1-0 | | | | | | | | | | |
| Butler, Jabari | 1-0 | 1 | 0-0 | 1-0 | | | | | | | | | | |
| Hansard, Fred | 0-1 | 1 | 0-1 | 0-0 | | | | | | | | | | |
| Reid, John | 1-0 | 1 | 1-0 | DNP | | | | | | | | | | |

TFL & SACKS

| TFL (Sacks) | App | at Pitt | KSU | at ILL | OSU | MSU | at IND | IOWA | at MICH | WIS | at RU | UMD |
|--------------------|------------------|------------------|-----|--------|-----|-----|--------|------|---------|-----|-------|-----|
| Brown, Cam | 1.0 (1.0) | 1.0 (--) | | | | | | | | | | |
| Farmer, Koa | 1.0 (--) | 0.0 (--) | | | | | | | | | | |
| Givens, Kevin | 0.0 (--) | 2.0 (--) | | | | | | | | | | |
| Gross-Matos, Yetur | 0.5 (--) | 0.5 (0.5) | | | | | | | | | | |
| Hansard, Fred | 0.5 (--) | 0.0 (--) | | | | | | | | | | |
| Joseph, Daniel | 0.0 (--) | 1.0 (1.0) | | | | | | | | | | |
| Johnson, Jan | 0.0 (--) | 0.5 (0.5) | | | | | | | | | | |
| McPhearson, Zech | 0.0 (--) | 1.0 (1.0) | | | | | | | | | | |
| Miller, Jarvis | 1.0 (--) | 0.0 (--) | | | | | | | | | | |
| Miller, Shareef | 1.0 (--) | 2.0 (1.0) | | | | | | | | | | |
| Scott, Nick | 1.0 (1.0) | 0.0 (--) | | | | | | | | | | |
| Toney, Shaka | 0.0 (--) | 2.0 (1.0) | | | | | | | | | | |
| Team Total | 6.0 (2.0) | 10.0 (48) | | | | | | | | | | |

INDIVIDUAL GAME-BY-GAME

ALL-PURPOSE YARDS

| | TOTAL | App | at Pitt | KSU | at ILL | OSU | MSU | at IND | IOWA | at MICH | WIS | at RU | UMD |
|--------------------|-------|-----|---------|-----|--------|-----|-----|--------|------|---------|-----|-------|-----|
| Allen, Mark | 62 | 43 | 19 | | | | | | | | | | |
| Dalton, Danny | 19 | 2 | 17 | | | | | | | | | | |
| Freiermuth, Pat | 5 | 0 | 5 | | | | | | | | | | |
| Hamler, KJ | 264 | 119 | 145 | | | | | | | | | | |
| Hippenhammer, Mac | 11 | 0 | 11 | | | | | | | | | | |
| Holland, Jonathan | 61 | 36 | 25 | | | | | | | | | | |
| Johnson, Juwan | 90 | 67 | 23 | | | | | | | | | | |
| McSorley, Trace | 89 | 53 | 36 | | | | | | | | | | |
| Polk, Brandon | 64 | 19 | 45 | | | | | | | | | | |
| Sanders, Miles | 235 | 111 | 124 | | | | | | | | | | |
| Slade, Ricky | 52 | 39 | 13 | | | | | | | | | | |
| Thompkins, DeAndre | 67 | 29 | 38 | | | | | | | | | | |
| TEAM | -3 | -3 | 0 | | | | | | | | | | |

RED ZONE RECAP

| PENN STATE | | | | OPPONENT | | | |
|----------------|----------------|-------------------|-------------|----------------|------------|--------------------------|------------|
| Opponent | Scores/Chances | Result | Pct. | Opponent | Series | Result | Pct. |
| APP STATE | 6/6 | 5 TD, 1 FG | 100% | APP STATE | 3/4 | 3 TD, 1 Missed FG | 75% |
| at Pittsburgh | 4/4 | 4 TD | 100% | at Pittsburgh | 1/3 | 1 TD, 1 Missed FG | 33% |
| KENT STATE | | | | KENT STATE | | | |
| at Illinois | | | | at Illinois | | | |
| OHIO STATE | | | | OHIO STATE | | | |
| MICHIGAN STATE | | | | MICHIGAN STATE | | | |
| at Indiana | | | | at Indiana | | | |
| IOWA | | | | IOWA | | | |
| at Michigan | | | | at Michigan | | | |
| WISCONSIN | | | | WISCONSIN | | | |
| at Rutgers | | | | at Rutgers | | | |
| MARYLAND | | | | MARYLAND | | | |
| TOTAL | 10/10 | 9 TD, 1 FG | 100% | TOTAL | 4/7 | 4 TD, 2 Missed FG | 57% |

GAME LEADERS

| Opponent | Rushing Attempts | Rushing Yards | Receptions | Receiving Yards | All-Purpose Yards | Tackles |
|----------------|------------------|---------------|-----------------|-----------------|-------------------|--------------------|
| APP STATE | Sanders - 19 | Sanders - 91 | Ju. Johnson - 6 | Hamler - 67 | Hamler - 119 | Ja. Johnson - 11 |
| at Pittsburgh | Sanders - 16 | Sanders - 118 | Hamler - 3 | Polk - 45 | Hamler - 145 | Givens/Parsons - 7 |
| KENT STATE | | | | | | |
| at Illinois | | | | | | |
| OHIO STATE | | | | | | |
| MICHIGAN STATE | | | | | | |
| at Indiana | | | | | | |
| IOWA | | | | | | |
| at Michigan | | | | | | |
| WISCONSIN | | | | | | |
| at Rutgers | | | | | | |
| MARYLAND | | | | | | |

TURNOVERS BY GAME**PENN STATE: 4 GAINED**

| TYPE | QTR | PLAYER | PLAYS/ | | 1st | RESULT |
|-----------------------|-----|----------------------------|--------|------|-----|--------|
| | | | YDS | DOWN | | |
| APP STATE (1) | | | | | | |
| Interception | OT | Oruwariye of Thomas | - | - | - | - |
| PITTSBURGH (3) | | | | | | |
| Interception | 1 | Oruwariye of Pickett | 7/68 | 4 | | Punt |
| Fumble | 2 | J. Miller by Christodoulou | 3/35 | 2 | | TD |
| Fumble | 4 | Monroe by Jacques-Louis | 1/34 | 1 | | TD |

OPPONENT: 2 GAINED

| TYPE | QTR | PLAYER | PLAYS/ | | 1st | RESULT |
|-----------------------|-----|-----------------|--------|------|-----|-------------|
| | | | YDS | DOWN | | |
| APP STATE (0) | | | | | | |
| - | - | - | - | - | - | - |
| PITTSBURGH (2) | | | | | | |
| Fumble | 2 | Weaver by Slade | 6/24 | 1 | | TO on Downs |
| Fumble | 4 | Weaver by Slade | 2/10 | 1 | | Game End |

TURNOVERS BY PLAYER

FUMBLES

| (#-Lost) | App | at Pitt | KSU | at ILL | OSU | MSU | at IND | IOWA | at MICH | WIS | at RU | UMD |
|-------------------|-----|---------|-----|--------|-----|-----|--------|------|---------|-----|-------|-----|
| Holland, Jonathan | - | 1-0 | | | | | | | | | | |
| Slade, Ricky | - | 2-2 | | | | | | | | | | |

FORCED FUMBLES

| | App | at Pitt | KSU | at ILL | OSU | MSU | at IND | IOWA | at MICH | WIS | at RU | UMD |
|------------------|-----|---------|-----|--------|-----|-----|--------|------|---------|-----|-------|-----|
| Butler, Jabari | - | 1 | | | | | | | | | | |
| Oruwariye, Amani | 1 | - | | | | | | | | | | |

FUMBLES RECOVERED

| (#-Yards) | App | at Pitt | KSU | at ILL | OSU | MSU | at IND | IOWA | at MICH | WIS | at RU | UMD |
|----------------|-----|---------|-----|--------|-----|-----|--------|------|---------|-----|-------|-----|
| Miller, Jarvis | - | 1 | | | | | | | | | | |
| Monroe, Ayrton | - | 1 | | | | | | | | | | |

INTERCEPTIONS

| (#-Yards) | App | at Pitt | KSU | at ILL | OSU | MSU | at IND | IOWA | at MICH | WIS | at RU | UMD |
|------------------|-----|---------|-----|--------|-----|-----|--------|------|---------|-----|-------|-----|
| Oruwariye, Amani | 1-0 | 1-0 | | | | | | | | | | |

SCORING BREAKDOWN

PENN STATE DRIVES

Totals: 15 scoring drives (13 TD, 1 FG, 1 Safety)

Special Teams/Defensive Touchdown:

TEAM - Safety; at Pittsburgh

Thompkins, DeAndre - Punt Return; at Pittsburgh

LONGEST DRIVES BY:

Plays: 12, 2x Last: at Pittsburgh (9/8)
8 APP STATE (9/1)

Yards: 77 APP STATE (9/1)
75 APP STATE (9/1)

Time: 4:32 APP STATE (9/1)
4:00 at Pittsburgh (9/8)

OPPONENT DRIVES

Totals: 7 scoring drives (6 TD, 1 FG)

Special Teams/Defensive Touchdown:

Evans, Darrynton, App State - Kickoff Return

LONGEST DRIVES BY:

Plays: 12 APP STATE (9/1)
10, 2x Last: at Pittsburgh (9/8)

Yards: 80 APP STATE (9/1)
75, 2x Last: at Pittsburgh (9/8)

Time: 6:37 APP STATE (9/1)
5:05 at Pittsburgh (9/8)

LONG PLAY BREAKDOWN**BY YARDAGE****OFFENSE**

| Yds | Type | Player(s) | Opponent |
|------------|-------------|--|-----------------|
| 46 | Pass | Hamler, KJ from McSorley, Trace | App State |
| 41 | Run | Sanders, Miles | Pittsburgh |
| 34* | Pass | Polk, Brandon from Clifford, Sean | Pittsburgh |
| 32* | Run | Hamler, KJ | Pittsburgh |
| 29 | Pass | Holland, Jonathan from McSorley, Trace | App State |
| 27* | Rush | Slade, Ricky | App State |
| 22 | Pass | Holland, Jonathan from McSorley, Trace | Pittsburgh |
| 21 | Run | Sanders, Miles | Pittsburgh |
| 20 | Run | McSorley, Trace | Pittsburgh |
| 20 | Run | Sanders, Miles | Pittsburgh |

DEFENSE

| Yds | Type | Player(s) | Opponent |
|------------|-------------|------------------|-----------------|
|------------|-------------|------------------|-----------------|

None

SPECIAL TEAMS

| Yds | Type | Player(s) | Opponent |
|------------|-------------|--------------------|-----------------|
| 52 | KR | Hamler, KJ | App State |
| 39* | PR | Thompkins, DeAndre | Pittsburgh |
| 29 | KR | Thompkins, DeAndre | App State |
| 28 | KR | Hamler, KJ | Pittsburgh |
| 27 | KR | Hamler, KJ | Pittsburgh |

LONG PLAY BREAKDOWN

LONG PLAYS BY THE NUMBERS

BY YARDAGE

| Yards | No. | TD |
|-------|-----|----|
| 100+ | 0 | 0 |
| 90-99 | 0 | 0 |
| 80-89 | 0 | 0 |
| 70-79 | 0 | 0 |
| 60-69 | 0 | 0 |
| 50-59 | 1 | 0 |
| 40-49 | 2 | 0 |
| 30-39 | 3 | 3 |
| 20-29 | 6 | 1 |

BY TYPE

| Type | No. | TD |
|----------------|-----------|----------|
| Rushing | 6 | 2 |
| Passing | 4 | 1 |
| Punt returns | 2 | 1 |
| Kick returns | 3 | 0 |
| Interceptions | 0 | 0 |
| Fumble returns | 0 | 0 |
| Other | 0 | 0 |
| TOTAL | 15 | 4 |

20+ YARD PLAYS BY PLAYER

| Player | No. | TD | R | P | KR | PR | IR | FR |
|-------------------|-----------|----------|----------|----------|----------|----------|----------|----------|
| Hamler, KJ | 5 | 2 | 1 | 1 | 3 | 0 | 0 | 0 |
| Holland, Jonathan | 2 | 0 | 0 | 2 | 0 | 0 | 0 | 0 |
| McSorley, Trace | 1 | 0 | 1 | 0 | 0 | 0 | 0 | 0 |
| Sanders, Miles | 3 | 0 | 3 | 0 | 0 | 0 | 0 | 0 |
| Slade, Ricky | 1 | 0 | 1 | 0 | 0 | 0 | 0 | 0 |
| Polk, Brandon | 1 | 1 | 0 | 1 | 0 | 0 | 0 | 0 |
| Thompkins, D. | 2 | 1 | 0 | 0 | 0 | 2 | 0 | 0 |
| TOTAL | 15 | 4 | 6 | 4 | 3 | 2 | 0 | 0 |

LONGEST PLAYS OF THE YEAR

| | | | |
|----------------------------|------|-----------------------------------|------------------------|
| Rushing | 41 | Sanders, Miles | at Pittsburgh (9/8/18) |
| Rushing Touchdown | 32* | Hamler, KJ | at Pittsburgh (9/8/18) |
| Passing | 52 | Hamler, KJ from McSorley, Trace | App State (9/1/18) |
| Passing Touchdown | 34* | Polk, Brandon from Clifford, Sean | at Pittsburgh (9/8/18) |
| Punt Return | 39* | Thompkins, DeAndre | at Pittsburgh (9/8/18) |
| Kick Return | 52 | Hamler, KJ | App State (9/1/18) |
| Interception Return | None | | |
| Fumble Return | None | | |
| Punt | 55 | Gillikin, Blake | App State (9/1/18) |
| Field Goal | 32 | Pinegar, Jake | App State (9/1/18) |

PENN STATE (15 PLAYS)

| Play | # | Long | Play | Opponent |
|----------|---|------|---------------------------------|------------|
| Passing: | 4 | 46 | Hamler, KJ from McSorley, Trace | App State |
| Rushing: | 6 | 41 | Sanders, Miles | Pittsburgh |
| PR: | 2 | 39* | Thompkins, DeAndre | Pittsburgh |
| KR: | 3 | 52 | Hamler, KJ | App State |

| Opp. | # | Long | Play | Type |
|---------------|----|------|----------------|-------------|
| APP STATE | 5 | 52 | Hamler, KJ | Kick Return |
| at Pittsburgh | 10 | 41 | Sanders, Mlles | Run |
| KENT STATE | | | | |
| at Illinois | | | | |
| OHIO STATE | | | | |
| MICHIGAN ST. | | | | |
| at Indiana | | | | |
| IOWA | | | | |
| at Michigan | | | | |
| WISCONSIN | | | | |
| at Rutgers | | | | |
| MARYLAND | | | | |

OPPONENTS (8 PLAYS)

| Play | # | Long | Play | Opponent |
|----------|---|------|--------------------------------|------------|
| Passing: | 4 | 39 | Sutton, Corey from Thomas, Zac | App State |
| Rushing: | 3 | 63 | Ollison, Qadree | Pittsburgh |
| KR: | 1 | 100* | Evans, Darrynton | App State |

| Opp. | # | Long | Play | Type |
|---------------|---|------|------------------|-------------|
| APP STATE | 6 | 100* | Evans, Darrynton | Kick Return |
| at Pittsburgh | 2 | 63 | Ollison, Qadree | Run |
| KENT STATE | | | | |
| at Illinois | | | | |
| OHIO STATE | | | | |
| MICHIGAN ST. | | | | |
| at Indiana | | | | |
| IOWA | | | | |
| at Michigan | | | | |
| WISCONSIN | | | | |
| at Rutgers | | | | |
| MARYLAND | | | | |

* - touchdown scored on play

TACKLE BREAKDOWN

RUSHING TACKLES

| | |
|----------------------|------------|
| Johnson, Jan | 13 |
| Taylor, Garrett | 9 |
| Parsons, Micah | 8 |
| Scott, Nick | 8 |
| Givens, Kevin | 7 |
| Gross-Matos, Yetur | 6 |
| Brown, Cameron | 5 |
| Joseph, Daniel | 5 |
| Miller, Shareef | 5 |
| Toney, Shaka | 5 |
| Farmer, Koa | 4 |
| Oruwariye, Amani | 4 |
| Wade, Lamont | 4 |
| Windsor, Robert | 4 |
| Brooks, Ellis | 3 |
| Castro-Fields, Tariq | 3 |
| McPhearson, Zech | 3 |
| Mustipher, PJ | 3 |
| Miller, Jarvis | 2 |
| Monroe, Ayron | 2 |
| Shelton, Antonio | 2 |
| Cooper, Jake | 1 |
| Darien, Dae'Lun | 1 |
| Hansard, Fred | 1 |
| TOTAL | 108 |

PASSING TACKLES

| | |
|----------------------|-----------|
| Oruwariye, Amani | 7 |
| Castro-Fields, Tariq | 5 |
| Taylor, Garrett | 4 |
| Brown, Cam | 3 |
| Johnson, Jan | 3 |
| Scott, Nick | 3 |
| Farmer, Koa | 2 |
| Parsons, Micah | 2 |
| Darien, Dae'Lun | 1 |
| Johnson, Donovan | 1 |
| McPhearson, Zech | 1 |
| Miller, Jarvis | 1 |
| Reid, John | 1 |
| TOTAL | 34 |

SPECIAL TEAMS TACKLES

| | Total | KO | Punt |
|----------------------|----------|----------|----------|
| Castro-Fields, Tariq | 1 | 1 | 0 |
| Johnson, Donovan | 1 | 1 | 0 |
| McPhearson, Zech | 2 | 2 | 0 |
| Parsons, Micah | 1 | 1 | 0 |
| Shelton, Antonio | 1 | 0 | 1 |
| Sutherland, Jonathan | 2 | 2 | 0 |
| TOTALS | 8 | 7 | 1 |

SEASON SUPERLATIVES

PENN STATE INDIVIDUAL

| | | |
|----------------------------|------|---|
| Rushes | 19 | Sanders, Miles, App State (9/1) |
| Yards Rushing | 118 | Sanders, Miles, at Pittsburgh (9/8) |
| TD Rushes | 2 | McSorley, Trace, App State (9/1) Sanders, Miles, App State (9/1) |
| Long Rush | 41 | Sanders, Miles, at Pittsburgh (9/8) |
| Pass Attempts | 35 | McSorley, Trace, App State (9/1) |
| Pass Completions | 20 | McSorley, Trace, App State (9/1) |
| Yards Passing | 229 | McSorley, Trace, App State (9/1) |
| TD Passes | 2 | McSorley, Trace, at Pittsburgh (9/8) |
| Long Pass | 46 | McSorley, Trace, App State (9/1) |
| Receptions | 6 | Johnson, Juwan, App State (9/1) |
| Yards Receiving | 67 | Hamler, KJ, App State (9/1) |
| TD Receptions | 1 | Four players tied; Last: Three Players, at Pittsburgh (9/8) |
| Long Reception | 46 | Hamler, KJ, App State (9/1) |
| Field Goals | 1 | Pinegar, Jake, App State (9/1) |
| Long Field Goal | 32 | Pinegar, Jake, App State (9/1) |
| Punts | 5 | Gillikin, Blake, App State (9/1) |
| Punting Avg. | 43.0 | Gillikin, Blake, App State (9/1) |
| Long Punt | 55 | Gillikin, Blake, App State (9/1) |
| Punts Inside 20 | 4 | Gillikin, Blake, at Pittsburgh (9/8) |
| Long Punt Return | 39 | Thompkins, DeAndre, at Pittsburgh (9/8) |
| Long Kickoff Return | 52 | Hamler, KJ, App State (9/1) |
| Tackles | 11 | Johnson, Jan, App State (9/1) |
| Sacks | 1.0 | Five players tied; Last: Three players, at Pittsburgh (9/8) |
| Tackles For Loss | 1.0 | Eight Players Tied; Last: Three Players, at Pittsburgh (9/8) |
| Interceptions | 1 | Twice; Last: Oruwariye, Amani, at Pittsburgh (9/8) |

OPPONENT INDIVIDUAL

| | | |
|----------------------------|------|--|
| Rushes | 21 | Ollison, Qadree, at Pittsburgh (9/8) |
| Yards Rushing | 119 | Ollison, Qadree, at Pittsburgh (9/8) |
| TD Rushes | 1 | Three Players Tied; Last: Ollison, Qadree, at Pittsburgh (9/8) |
| Long Rush | 63 | Ollison, Qadree, at Pittsburgh (9/8) |
| Pass Attempts | 38 | Thomas, Zac, App State (9/1) |
| Pass Completions | 25 | Thomas, Zac, App State (9/1) |
| Yards Passing | 270 | Thomas, Zac, App State (9/1) |
| TD Passes | 2 | Thomas, Zac, App State (9/1) |
| Long Pass | 39 | Thomas, Zac, App State (9/1) |
| Receptions | 6 | Sutton, Corey, App State (9/1) |
| Yards Receiving | 87 | Sutton, Corey, App State (9/1) |
| TD Receptions | 2 | Williams, Malik, App State (9/1) |
| Long Reception | 39 | Sutton, Corey, App State (9/1) |
| Field Goals | 1 | Staton, Chandler, App State (9/1) |
| Long Field Goal | 38 | Staton, Chandler, App State (9/1) |
| Punts | 6 | Twice; Last: Christodoulou, Kirk at Pittsburgh (9/8) |
| Punting Avg. | 43.5 | Howell, Clayton, App State (9/1) |
| Long Punt | 53 | Howell, Clayton, App State (9/1) |
| Punts Inside 20 | 2 | Howell, Clayton, App State (9/1) |
| Long Punt Return | 11 | Duck, Clifton, App State (9/1) |
| Long Kickoff Return | 100 | Evans, Darrynton, App State (9/1) |
| Kicks | 9 | Twice; Last: Wirginis, Quintin, at Pittsburgh (9/8) |
| Sacks | 1.0 | Twice; Last: Wirginis, Quintin, at Pittsburgh (9/8) |
| Tackles For Loss | 2.5 | Wirginis, Quintin, at Pittsburgh (9/8) |
| Interceptions | 0 | |

PENN STATE TEAM

| | Highs | Lows |
|-------------------------|--|---------------------------|
| Rushes | 43, App State (9/1) | 33, at Pittsburgh (9/8) |
| Yards Rushing | 211, at Pittsburgh (9/8) | 205, App State (9/1) |
| Yards Per Rush | 6.4, at Pittsburgh (9/8) | 4.7, App State (9/1) |
| TD Rushes | 5, App State (9/1) | 3, at Pittsburgh (9/8) |
| Pass Attempts | 35, App State (9/1) | 31, at Pittsburgh (9/8) |
| Pass Completions | 20, App State (9/1) | 15, at Pittsburgh (9/8) |
| Yards Passing | 229, App State (9/1) | 179, at Pittsburgh (9/8) |
| Yards Per Pass | 6.5, App State (9/1) | 5.8, at Pittsburgh (9/8) |
| TD Passes | 3, at Pittsburgh (9/8) | 1, App State (9/1) |
| Total Plays | 79, App State (9/1) | 64, at Pittsburgh (9/8) |
| Total Offense | 434, App State (9/1) | 390, at Pittsburgh (9/8) |
| Yards Per Play | 6.1, at Pittsburgh (9/8) | 5.5, App State (9/1) |
| Points | 51, at Pittsburgh (9/8) | 45, App State (9/1) |
| Sacks By | 4, at Pittsburgh (9/8) | 2, App State (9/1) |
| First Downs | 24, App State (9/1) | 23, at Pittsburgh (9/8) |
| Penalties | 4, at Pittsburgh (9/8) | 2, App State (9/1) |
| Penalty Yards | 45, at Pittsburgh (9/8) | 10, App State (9/1) |
| Turnovers | 2, at Pittsburgh (9/8) | 0, App State (9/1) |
| Interceptions By | 1, Twice, last: at Pittsburgh (9/8) -- | |
| Punts | 5, Twice, last: at Pittsburgh (9/8) -- | |
| Punting Avg. | 43.0, App State (9/1) | 42.8, at Pittsburgh (9/8) |
| Long Punt | 55, App State (9/1) | 52, at Pittsburgh (9/8) |
| Punts Inside 20 | 4, at Pittsburgh (9/8) | 1, App State (9/1) |
| Long Punt Return | 39, at Pittsburgh (9/8) | 29, App State (9/1) |
| Long Kick Return | 52, App State (9/1) | 28, at Pittsburgh (9/8) |

OPPONENT TEAM

| | Highs | Lows |
|-------------------------|--|---------------------------|
| Rushes | 52, at Pittsburgh (9/8) | 37, App State (9/1) |
| Yards Rushing | 245, at Pittsburgh (9/8) | 159, App State (9/1) |
| Yards Per Rush | 4.7, at Pittsburgh (9/8) | 4.3, App State (9/1) |
| TD Rushes | 2, App State (9/1) | 1, at Pittsburgh (9/8) |
| Pass Attempts | 39, App State (9/1) | 18, at Pittsburgh (9/8) |
| Pass Completions | 26, App State (9/1) | 9, at Pittsburgh (9/8) |
| Yards Passing | 292, App State (9/1) | 55, at Pittsburgh (9/8) |
| Yards Per Pass | 7.5, App State (9/1) | 3.1, at Pittsburgh (9/8) |
| TD Passes | 2, App State (9/1) | 0, at Pittsburgh (9/8) |
| Total Plays | 76, App State (9/1) | 70, at Pittsburgh (9/8) |
| Total Offense | 451, App State (9/1) | 300, at Pittsburgh (9/8) |
| Yards Per Play | 5.9, App State (9/1) | 4.3, at Pittsburgh (9/8) |
| Points | 38, App State (9/1) | 6, at Pittsburgh (9/8) |
| Sacks By | 1, Twice, last: at Pittsburgh (9/8) -- | |
| First Downs | 22, App State (9/1) | 15, at Pittsburgh (9/8) |
| Penalties | 14, at Pittsburgh (9/8) | 9, App State (9/1) |
| Penalty Yards | 116, at Pittsburgh (9/8) | 100, App State (9/1) |
| Turnovers | 3, at Pittsburgh (9/8) | 1, App State (9/1) |
| Interceptions By | -- | -- |
| Punts | 6, Twice, last: at Pittsburgh (9/8) -- | |
| Punting Avg. | 43.5, App State (9/1) | 33.7, at Pittsburgh (9/8) |
| Long Punt | 53, App State (9/1) | 42, at Pittsburgh (9/8) |
| Punts Inside 20 | 2, App State (9/1) | 0, at Pittsburgh (9/8) |
| Long Punt Return | 11, App State (9/1) | 0, at Pittsburgh (9/8) |
| Long Kick Return | 100, App State (9/1) | 12, at Pittsburgh (9/8) |

THE LAST TIME...

PENN STATE

| | |
|---|--|
| 100+ Yards Rushing: | 118, Miles Sanders at Pittsburgh, 2018 |
| 150+ Yards Rushing: | 158, Saquon Barkley vs. Nebraska, 2017 |
| 200+ Yards Rushing: | 211, Saquon Barkley at Iowa, 2017 |
| 300+ Yards Rushing: | 327, Larry Johnson at Indiana, 2002 |
| 30-34 Rushing Attempts: | 33, Saquon Barkley at Indiana, 2016 |
| 35+ Rushing Attempts: | 35, Zach Zwinak vs. Nebraska, 2013 |
| Three Touchdowns Rushing: | Tommy Stevens at Maryland, 2017 |
| Four Touchdowns Rushing: | Saquon Barkley at Pittsburgh, 2016 |
| Five Touchdowns Rushing: | Ki-Jana Carter vs. Michigan State, 1994 |
| 60+ Yard Run: | 92, Saquon Barkley vs. Washington, 2017 @ |
| 70+ Yard Run: | 92, Saquon Barkley vs. Washington, 2017 @ |
| 80+ Yard Run: | 92, Saquon Barkley vs. Washington, 2017 @ |
| 90+ Yard Run: | 92, Saquon Barkley vs. Washington, 2017 @ |
| Two Players Rush For 100 Yards: | Saquon Barkley (195) & Akeel Lynch (120) vs. Rutgers, 2015 |
| Four Rushing TD in One Quarter: | vs. UMass, 2014 (2nd; Belton [2], Zwinak [2]) |
| 300+ Yards Passing: | 342, Trace McSorley vs. Washington, 2017 @ |
| 350+ Yards Passing: | 381, Trace McSorley at Michigan State, 2017 |
| 400+ Yards Passing: | 454, Christian Hackenberg vs. UCF, 2014 # |
| 20-24 Pass Completions: | 20, Trace McSorley vs. Appalachian State, 2018 |
| 25-29 Pass Completions: | 26, Trace McSorley at Michigan State, 2017 |
| 30-34 Pass Completions: | 32, Trace McSorley vs. Washington, 2017 @ |
| 35+ Pass Completions: | 35, Matt McGloin vs. Northwestern, 2012 |
| 30-39 Pass Attempts: | 33, Trace McSorley at Maryland, 2017 |
| 40-49 Pass Attempts: | 41, Trace McSorley vs. Washington, 2017@ |
| 50+ Pass Attempts: | 50, Christian Hackenberg vs. Boston College, 2014 # |
| Four Touchdown Passes: | Trace McSorley vs. Georgia State, 2017 |
| Five Touchdown Passes: | Rashard Casey vs. Louisiana Tech, 2000 |
| Four Interceptions Thrown: | Zack Mills at Boston College, 2004 |
| 300+ Yards Total Offense: | 402, Trace McSorley vs. Washington, 2017 @ |
| 350+ Yards Total Offense: | 402, Trace McSorley vs. Washington, 2017 @ |
| 400+ Yards Total Offense: | 402, Trace McSorley vs. Washington, 2017 @ |
| 100+ Yards Receiving: | 110, DaeSean Hamilton vs. Washington, 2017 @ |
| 150+ Yards Receiving: | 187, Chris Godwin vs. USC, 2016 ^ |
| 200+ Yards Receiving: | 216, Deon Butler vs. Northwestern, 2006 |
| Two Players w/ 100 Yards Receiving: | DaeSean Hamilton (112) & DeAndre Thompkins (102) at Michigan State, 2017 |
| Two Players w/ 150 Yards Receiving: | Geno Lewis (173) & DaeSean Hamilton (165) vs. UCF, 2014 # |
| Back-to-Back 100 Yards Receiving Games: | Chris Godwin, 2015 (103 at Ohio State; 135 vs. Maryland) |
| Three Straight 100-Yard Receiving Games: | Allen Robinson, 2013 (133 vs. Syracuse; 129 vs. Eastern Michigan; 143 vs. UCF) |
| 10+ Receptions: | 12, Saquon Barkley at Iowa, 2017 |
| 50+ Yard Reception: | 70, Thompkins, DeAndre from Trace McSorley at Michigan State, 2017 |
| 60+ Yard Reception: | 70, Thompkins, DeAndre from Trace McSorley at Michigan State, 2017 |
| 70+ Yard Reception: | 70, Thompkins, DeAndre from Trace McSorley at Michigan State, 2017 |
| 80+ Yard Reception: | 85, Saquon Barkley from Trace McSorley at Michigan State, 2017 |
| Three Touchdowns Receiving: | DaeSean Hamilton vs. Indiana, 2017 |
| Four Touchdowns Receiving: | Bobby Ingram vs. Minnesota, 1993 |
| 150+ All-Purpose Yards: | 175 (137 Rush, 38 Rec), Saquon Barkley vs. Washington, 2017 @ |
| 200+ All-Purpose Yards: | 224 (158 Rush, 66 Rec), Saquon Barkley vs. Nebraska, 2017 |
| 250+ All-Purpose Yards: | 358 (211 Rush, 94 Rec, 53 KR), Saquon Barkley at Iowa, 2017 (SR) |
| 300+ All-Purpose Yards: | 358 (211 Rush, 94 Rec, 53 KR), Saquon Barkley at Iowa, 2017 (SR) |
| Five Touchdowns Scored: | 5 (4 rushing, 1 receiving), Saquon Barkley at Pittsburgh, 2016 |
| Kickoff Return For Touchdown: | 97, Saquon Barkley at Ohio State , 2017 |
| Rushing, Receiving & Kickoff Return TD in a game: | Derrick Williams vs. Illinois, 2008 |
| 100-Yard Kickoff Return: | 100, Chaz Powell vs. Youngstown State, 2010 |
| Punt Return For Touchdown: | 39, DeAndre Thompkins at Pittsburgh, 2018 |
| 80-Yard Punt Return: | 81, Bryant Johnson vs. Michigan State, 2002 |
| Zero Punts in a Game: | Purdue, 2013 |
| Multiple Interceptions: | 2, Trevor Williams at Rutgers, 2014 |
| 90-Yard Interception Return: | 99, Michael Mauti at Illinois, 2012 |
| Interception Return For Touchdown: | 30, Amani Oruwariye vs. Kent State, 2016 |
| Five Interceptions in a Game (Team): | at Rutgers, 2014 |
| Fumble Return For Touchdown (Defense): | 9 yards, Torrence Brown at Indiana, 2016 (forced by Brandon Bell) |
| Fumble Return For Touchdown (Special Teams): | 14 yards, Nick Scott vs. Indiana, 2017 (forced by Irvin Charles) |
| Blocked Field Goal: | Troy Apke at Iowa, 2017 |
| Blocked Field Goal For Touchdown: | 60 yards, Grant Haley vs. Ohio State, 2016 (Marcus Allen block) |
| Blocked Extra Point: | Parker Cothren at Northwestern, 2015 |
| Blocked Punt: | Juwan Johnson at Rutgers, 2016 |
| Blocked Punt For Touchdown: | 0 yards, Michael Yancich vs. Ohio State, 2012 (Mike Hull block) |
| Safety: | Team (holding in the end zone) at Pittsburgh, 2018 |
| 50-Yard Field Goal: | 50, Sam Ficken vs. Temple, 2014 |
| Four Field Goals: | Tyler Davis at Rutgers, 2016 |
| Five Field Goals: | Collin Wagner vs. Temple, 2010 |

OPPONENT

| | |
|------------------------------------|---|
| 100+ Yards Rushing: | 119, Qadree Ollison, Pittsburgh, 2018 |
| 150+ Yards Rushing: | 164, Corey Clement, Wisconsin, 2016 & |
| 200+ Yards Rushing: | 203, BenJarvus Green-Ellis, Indiana, 2003 |
| 30-34 Rushing Attempts: | 30, Jeremy Langford, Michigan State, 2014 |
| 35+ Rushing Attempts: | 44, Mike Hart, Michigan, 2007 (OR) |
| Three Touchdowns Rushing: | Trevor Siemian, Northwestern, 2014 |
| Four Touchdowns Rushing: | Montee Ball, Wisconsin, 2011 |
| 50+ Yard Run: | 68, Qadree Ollison, Pittsburgh, 2018 |
| 60+ Yard Run: | 68, Qadree Ollison, Pittsburgh, 2018 |
| 70+ Yard Run: | 74, Curtis Samuel, Ohio State, 2016 |
| Two Players Rush For 100 Yards: | Rodney Smith (104) & Shannon Brooks (100), Minnesota, 2016 |
| 300+ Yards Passing: | 399, Tanner Lee, Nebraska, 2017 |
| 400+ Yards Passing: | 400, Brian Lewerke, Michigan State, 2017 |
| 500+ Yards Passing: | 532, Case Keenum, Houston, 2011 (OR) * |
| 25-29 Pass Completions: | 25, Zac Thomas, Appalachian State, 2018 |
| 30-44 Pass Completions: | 33, Brian Lewerke, Michigan State, 2017 |
| 45+ Pass Completions: | 45, Case Keenum, Houston, 2011 (OR) * |
| 30-39 Pass Attempts: | 36, Max Bortenschlager, Maryland, 2017 |
| 40-49 Pass Attempts: | 41, Tanner Lee, Nebraska, 2017 |
| 50+ Pass Attempts: | 56, Brian Lewerke, Michigan State, 2017 |
| 60+ Pass Attempts: | 61, Brian Hoyer, Michigan State, 2006 |
| Four Touchdown Passes: | J.T. Barrett, Ohio State, 2017 |
| Five Touchdown Passes: | Sam Darnold, USC, 2016 ^ |
| Four Interceptions Thrown: | P.J. Walker, Temple, 2014 |
| Five Interceptions Thrown: | Gary Nova, Rutgers, 2014 |
| 300+ Yards Total Offense: | 313 (270 P, 43 R), Zac Thomas, Appalachian State, 2018 |
| 400+ Yards Total Offense: | 425 (400 P, 25 R), Brian Lewerke, Michigan State, 2017 |
| 500+ Yards Total Offense: | 542, Case Keenum (532 P, 10 R), Houston, 2011 (OR) * |
| 100+ Yards Receiving: | 100, DJ Moore, Maryland, 2017 |
| 150+ Yards Receiving: | 185, Stanley Morgan, Nebraska, 2017 |
| 200+ Yards Receiving: | 228, Patrick Edwards, Houston, 2011 * |
| 10+ Receptions: | 12, Felton Davis, Michigan State, 2017 |
| 50+ Yard Reception: | 52, Will Dissly, Washington @ |
| 70+ Yard Reception: | 70, Akrum Wadley from Nate Stanley, Iowa, 2017 |
| 80+ Yard Reception: | 80, Dominique Barnes from Kurt Hess, Youngstown State, 2010 |
| 90+ Yard Reception: | 99, Thomas Lewis from John Paci, Indiana, 1993 |
| Three Touchdown Receptions: | Deonta Burnett, USC, 2016 ^ |
| Kickoff Return For Touchdown: | 100, Darrynton Evans, Appalachian State, 2018 |
| 90-Yard Kickoff Return: | 100, Darrynton Evans, Appalachian State, 2018 |
| 100-Yard Kickoff Return: | 100, Darrynton Evans, Appalachian State, 2018 |
| Punt Return For Touchdown: | 75, Venric Mark, Northwestern, 2012 |
| 70-Yard Punt Return: | 75, Venric Mark, Northwestern, 2012 |
| 80-Yard Punt Return: | 87, Willie Reid, Florida State, 2005 ! |
| Multiple Interceptions: | 2, David Dowell, Michigan State, 2017 |
| Interception Return For Touchdown: | Malik McDowell (13 yards), Michigan State, 2015 |
| Fumble Return For Touchdown: | 12, Ryan Connelly, Wisconsin, 2016 & |
| Blocked Punt: | Dante Booker, Ohio State, 2017 |
| Blocked Punt For Touchdown: | 27, Lerentee McCray, Florida, 2011 \$ |
| Blocked Field Goal: | Anthony Nelson, Iowa, 2017 |
| Blocked Extra Point: | Rob Bain (2X), Illinois, 2015 |
| Safety: | Team (snap out of the end zone on punt), Ohio State, 2016 |
| Defensive Extra Point: | 99, D.J. Johnson, Iowa, 2002 |
| 50-Yard Field Goal: | 50, Derek Dimke, Illinois, 2010 |
| Four Field Goals: | Michael Geiger, Michigan State, 2016 |

& - Big Ten Championship Game | # - Croke Park Classic (Dublin, Ireland) | ! - Orange Bowl
 \$ - Outback Bowl | ^ - Rose Bowl | * - TicketCity Bowl | % - Pinstripe Bowl | @ - PlayStation Fiesta Bowl

(SR) - School Record | (OR) - Opponent Record

OFFENSIVE STARTERS

| OPPONENT | LT | LG | C | RG | RT | TE | QB | RB | WR (X) | WR (H) | WR (Z) |
|-------------------|-------|----------|-------|----------|--------|---------|----------|---------|--------------|--------|-----------|
| APPALACHIAN STATE | Bates | Gonzalez | Menet | McGovern | Wright | Holland | McSorley | Sanders | Johnson, Ju. | Hamler | Thompkins |
| at Pittsburgh | Bates | Gonzalez | Menet | McGovern | Fries | Holland | McSorley | Sanders | Johnson, Ju. | Hamler | Polk |
| KENT STATE | | | | | | | | | | | |
| at Illinois | | | | | | | | | | | |
| OHIO STATE | | | | | | | | | | | |
| MICHIGAN STATE | | | | | | | | | | | |
| at Indiana | | | | | | | | | | | |
| IOWA | | | | | | | | | | | |
| at Michigan | | | | | | | | | | | |
| WISCONSIN | | | | | | | | | | | |
| at Rutgers | | | | | | | | | | | |
| MARYLAND | | | | | | | | | | | |

DEFENSIVE STARTERS

| OPPONENT | DE | DT | DT | DE | SLB | MLB | WLB | CB | FS | SS | CB |
|-------------------|------------|---------|---------|-------------|-------|--------------|--------|-----------|-------|--------|---------------|
| APPALACHIAN STATE | Miller, S. | Windsor | Hansard | Gross-Matos | Brown | Johnson, Ja. | Farmer | Oruwariye | Scott | Taylor | Reid |
| at Pittsburgh | Miller, S. | Windsor | Givens | Gross-Matos | Brown | Johnson, Ja. | Farmer | Oruwariye | Scott | Taylor | Castro-Fields |
| KENT STATE | | | | | | | | | | | |
| at Illinois | | | | | | | | | | | |
| OHIO STATE | | | | | | | | | | | |
| MICHIGAN STATE | | | | | | | | | | | |
| at Indiana | | | | | | | | | | | |
| IOWA | | | | | | | | | | | |
| at Michigan | | | | | | | | | | | |
| WISCONSIN | | | | | | | | | | | |
| at Rutgers | | | | | | | | | | | |
| MARYLAND | | | | | | | | | | | |

CAREER STARTS

| Player | '15 | '16 | '17 | '18 | Total |
|-------------------------|-----|-----|-----|-----|-------|
| McSorley, Trace (QB) | - | 14 | 13 | 2 | 29 |
| Bates, Ryan (OL) | - | 14 | 8 | 2 | 24 |
| McGovern, Connor (OL) | - | 9 | 13 | 2 | 24 |
| Gonzalez, Steven (OL) | - | 3 | 13 | 2 | 18 |
| Farmer, Koa (LB) | - | 2 | 13 | 2 | 17 |
| Reid, John (CB) | 2 | 14 | - | 1 | 17 |
| Johnson, Juwan (WR) | - | 1 | 13 | 2 | 16 |
| Thompkins, DeAndre (WR) | - | 7 | 8 | 1 | 16 |
| Wright, Chasz (OL) | - | 5 | 9 | 1 | 15 |
| Miller, Shareef (DE) | - | - | 12 | 2 | 14 |
| Givens, Kevin (DT) | - | 6 | 5 | 1 | 11 |
| Fries, Will (OL) | - | - | 9 | 1 | 9 |
| Brown, Cam (LB) | - | 2 | - | 2 | 4 |
| Polk, Brandon (WR) | 3 | - | - | 1 | 4 |

| Player | '15 | '16 | '17 | '18 | Total |
|---------------------------|-----|-----|-----|-----|-------|
| Scott, Nick (S) | 1 | - | 1 | 2 | 4 |
| Cooper, Jake (LB) | 1 | 2 | - | - | 3 |
| Sanders, Miles (RB) | - | - | 1 | 2 | 3 |
| Windsor, Robert (DT) | - | 1 | - | 2 | 3 |
| Gross-Matos, Yetur (DE) | - | - | - | 2 | 2 |
| Hamler, KJ (WR) | - | - | - | 2 | 2 |
| Holland, Jonathan (TE) | - | - | - | 2 | 2 |
| Johnson, Jan (LB) | - | - | - | 2 | 2 |
| Menet, Michael (OL) | - | - | - | 2 | 2 |
| Oruwariye, Amani (CB) | - | - | - | 2 | 2 |
| Taylor, Garrett (S) | - | - | - | 2 | 2 |
| Allen, Mark (RB) | 1 | - | - | - | 1 |
| Castro-Fields, Tariq (CB) | - | - | - | 1 | 1 |
| Hansard, Fred (DT) | - | - | - | 1 | 1 |

PARTICIPATION CHART

| | GP/GS | App | at Pitt | KSU | at ILL | OSU | MSU | at IND | IOWA | at MICH | WIS | at RU | UMD |
|----------------------------|-------|-----|---------|-----|--------|-----|-----|--------|------|---------|-----|-------|-----|
| 8 Allen, Mark | 2/0 | P | P | | | | | | | | | | |
| 52 Bates, Ryan | 2/2 | ST | ST | | | | | | | | | | |
| 13 Brooks, Ellis | 2/0 | P | P | | | | | | | | | | |
| 6 Brown, Cam | 2/2 | ST | ST | | | | | | | | | | |
| 20 Butler, Jabari | 2/0 | P | P | | | | | | | | | | |
| 5 Castro-Fields, Tariq | 2/1 | P | ST | | | | | | | | | | |
| 90 Checa, Rafael | 2/0 | P | P | | | | | | | | | | |
| 14 Clifford, Sean | 1/0 | - | P | | | | | | | | | | |
| 33 Cooper, Jake | 1/0 | - | P | | | | | | | | | | |
| 80 Dalton, Danny | 2/0 | P | P | | | | | | | | | | |
| 41 Darien, Dae'Lun | 1/0 | - | P | | | | | | | | | | |
| 7 Farmer, Koa | 2/2 | ST | ST | | | | | | | | | | |
| 87 Freiermuth, Pat | 2/0 | P | P | | | | | | | | | | |
| 71 Fries, Will | 2/1 | P | ST | | | | | | | | | | |
| 93 Gillikin, Blake | 2/0 | P | P | | | | | | | | | | |
| 30 Givens, Kevin | 1/1 | - | ST | | | | | | | | | | |
| 74 Gonzalez, Steven | 2/2 | ST | ST | | | | | | | | | | |
| 99 Gross-Matos, Yetur | 2/2 | ST | ST | | | | | | | | | | |
| 1 Hamler, KJ | 2/2 | ST | ST | | | | | | | | | | |
| 53 Hansard, Fred | 2/1 | ST | P | | | | | | | | | | |
| 12 Hippenhammer, Mac | 2/0 | P | P | | | | | | | | | | |
| 18 Holland, Jonathan | 2/2 | ST | ST | | | | | | | | | | |
| 75 Holmes, Des | 1/0 | - | P | | | | | | | | | | |
| 2 Johnson, Donovan | 2/0 | P | P | | | | | | | | | | |
| 36 Johnson, Jan | 2/2 | ST | ST | | | | | | | | | | |
| 84 Johnson, Juwan | 2/2 | ST | ST | | | | | | | | | | |
| 42 Jordan, Ellison | 2/0 | P | P | | | | | | | | | | |
| 49 Joseph, Daniel | 2/0 | P | P | | | | | | | | | | |
| 40 Luketa, Jesse | 2/0 | P | P | | | | | | | | | | |
| 85 Lutz, Isaac | 1/0 | - | P | | | | | | | | | | |
| 66 McGovern, Connor | 2/2 | ST | ST | | | | | | | | | | |
| 14 McPhearson, Zech | 2/0 | P | P | | | | | | | | | | |
| 9 McSorley, Trace | 2/2 | ST | ST | | | | | | | | | | |
| 62 Menet, Michael | 2/2 | ST | ST | | | | | | | | | | |
| 9 Miller, Jarvis | 2/0 | P | P | | | | | | | | | | |
| 48 Miller, Shareef | 2/2 | ST | ST | | | | | | | | | | |
| 73 Miranda, Mike | 2/0 | P | P | | | | | | | | | | |
| 23 Monroe, Ayrton | 2/0 | P | P | | | | | | | | | | |
| 93 Mustipher, PJ | 2/0 | P | P | | | | | | | | | | |
| 21 Oruwariye, Amani | 2/2 | ST | ST | | | | | | | | | | |
| 11 Parsons, Micah | 2/0 | P | P | | | | | | | | | | |
| 16 Petrishen, John | 2/0 | P | P | | | | | | | | | | |
| 92 Pinegar, Jake | 2/0 | P | P | | | | | | | | | | |
| 10 Polk, Brandon | 2/1 | P | ST | | | | | | | | | | |
| 29 Reid, John | 1/1 | ST | - | | | | | | | | | | |
| 24 Sanders, Miles | 2/2 | ST | ST | | | | | | | | | | |
| 4 Scott, Nick | 2/2 | ST | ST | | | | | | | | | | |
| 55 Shelton, Antonio | 2/0 | P | P | | | | | | | | | | |
| 64 Simpson, Zach | 2/0 | P | P | | | | | | | | | | |
| 4 Slade, Ricky | 2/0 | P | P | | | | | | | | | | |
| 81 Sullivan-Brown, Cameron | 2/0 | P | P | | | | | | | | | | |
| 26 Sutherland, Jonathan | 2/0 | P | P | | | | | | | | | | |
| 46 Tarburton, Nick | 2/0 | P | P | | | | | | | | | | |
| 17 Taylor, Garrett | 2/2 | ST | ST | | | | | | | | | | |
| 20 Thomas, Jonathan | 2/0 | P | P | | | | | | | | | | |
| 3 Thompkins, DeAndre | 2/1 | ST | P | | | | | | | | | | |
| 69 Thorpe, C.J. | 2/0 | P | P | | | | | | | | | | |
| 18 Toney, Shaka | 2/0 | P | P | | | | | | | | | | |
| 96 Vasey, Kyle | 2/0 | P | P | | | | | | | | | | |
| 38 Wade, Lamont | 2/0 | P | P | | | | | | | | | | |
| 54 Windsor, Robert | 2/2 | ST | ST | | | | | | | | | | |
| 77 Wright, Chasz | 2/1 | ST | P | | | | | | | | | | |

2018 RESULTS & STATISTICS

| Date | PSU Rank | Opponent (Rank) | Score | Attendance | Big Ten | Overall |
|----------|----------|------------------|---------------|------------|---------|---------|
| Sept. 1 | 10/9 | APP STATE (-/RV) | W, 45-38 (OT) | 105,232 | -- | 1-0 |
| Sept. 8 | 13/10 | at Pittsburgh | W, 51-6 | 68,400 | -- | 2-0 |
| Sept. 15 | | KENT STATE | | | | |
| Sept. 21 | | at Illinois* | | | | |
| Sept. 29 | | OHIO STATE* | | | | |
| Oct. 13 | | MICHIGAN STATE* | | | | |
| Oct. 20 | | at Indiana* | | | | |
| Oct. 27 | | IOWA* | | | | |
| Nov. 3 | | at Michigan* | | | | |
| Nov. 10 | | WISCONSIN* | | | | |
| Nov. 17 | | at Rutgers* | | | | |
| Nov. 24 | | MARYLAND* | | | | |

(*) Big Ten Conference game; Rankings - AP/Coaches

| TEAM STATISTICS | Penn State | Opponent |
|--------------------------------|--------------|-------------|
| SCORING | 96 | 44 |
| Points Per Game | 48.0 | 22.0 |
| Points Off Turnovers | 14 | 0 |
| FIRST DOWNS | 47 | 37 |
| Rushing | 20 | 21 |
| Passing | 19 | 14 |
| Penalty | 8 | 2 |
| RUSHING YARDAGE | 416 | 404 |
| Yards Gained Rushing | 464 | 477 |
| Yards Lost Rushing | 48 | 73 |
| Rushing Attempts | 77 | 89 |
| Average Per Rush | 5.4 | 4.5 |
| Average Per Game | 208.0 | 202.0 |
| TDs Rushing | 8 | 3 |
| PASSING YARDAGE | 408 | 347 |
| Comp-Att-Int | 35-66-0 | 35-57-2 |
| Average Per Pass | 6.2 | 6.1 |
| Average Per Catch | 11.7 | 9.9 |
| Average Per Game | 204.0 | 173.5 |
| TDs Passing | 4 | 2 |
| TOTAL OFFENSE | 824 | 751 |
| Total Plays | 143 | 146 |
| Average Per Play | 5.8 | 5.1 |
| Average Per Game | 412.0 | 375.5 |
| KICK RETURNS: #-Yards | 4-125 | 6-164 |
| PUNT RETURNS: #-Yards | 3-67 | 4-6 |
| INT RETURNS: #-Yards | 2-0 | 0-0 |
| KICK RETURN AVERAGE | 31.2 | 27.3 |
| PUNT RETURN AVERAGE | 22.3 | 1.5 |
| INT RETURN AVERAGE | 0.0 | 0.0 |
| FUMBLES-LOST | 3-2 | 5-2 |
| PENALTIES-Yards | 6-55 | 24-221 |
| Average Per Game | 27.5 | 110.5 |
| PUNTS-Yards | 10-428 | 12-463 |
| Average Per Punt | 42.8 | 38.6 |
| Net Punt Average | 42.2 | 33.0 |
| KICKOFFS-Yards | 14-769 | 9-570 |
| Average Per Kick | 54.9 | 63.3 |
| Net Kick Average | 36.1 | 35.6 |
| TIME OF POSSESSION/GAME | 26:35 | 33:25 |
| 3RD-DOWN CONVERSIONS | 10/26 (38%) | 10/30 (33%) |
| 4TH-DOWN CONVERSIONS | 1/2 (50%) | 2/5 (40%) |
| SACKS BY-Yards | 6-45 | 2-16 |
| MISC YARDS | 0 | 0 |
| TOUCHDOWNS SCORED | 13 | 6 |
| FIELD GOALS-ATTEMPTS | 1-2 | 1-3 |
| ON-SIDE KICKS | 1-1 | 1-1 |
| RED-ZONE SCORES | (10-10) 100% | (4-7) 57% |
| RED-ZONE TOUCHDOWNS | (9-10) 90% | (4-7) 57% |
| PAT-ATTEMPTS | (13-13) 100% | (5-5) 100% |
| ATTENDANCE | 105,232 | 68,400 |

| SCORE BY QUARTERS | 1 | 2 | 3 | 4 | OT | Total | Avg./G |
|-------------------|----|----|----|----|----|-------|--------|
| Penn State | 14 | 10 | 30 | 35 | 7 | 96 | 48.0 |
| Opponents | 16 | 0 | 0 | 28 | 0 | 44 | 22.0 |

| PASSING | G | Rating | C-A-I | Pct. | Yards | TD | LP | Avg./G |
|-------------------|----------|---------------|----------------|-------------|------------|----------|-----------|--------------|
| McSorley, Trace | 2 | 115.87 | 34-65-0 | 52.3 | 374 | 3 | 46 | 187.0 |
| Clifford, Sean | 1 | 715.60 | 1-1-0 | 100.0 | 34 | 1 | 34 | 34.0 |
| Penn State | 2 | 124.96 | 35-66-0 | 53.0 | 408 | 4 | 46 | 204.0 |
| Opponents | 2 | 117.10 | 35-57-2 | 61.4 | 347 | 2 | 39 | 173.5 |

Statistician's Note: Passing rating formula: [(8.4 x yards) + (330 x touchdowns) - (200 x interceptions) + (100 x completions)] / attempts.

| RUSHING | G | Att. | Yards | Avg./Att. | TD | LG | Avg./G |
|-------------------|----------|-----------|------------|------------|----------|-----------|--------------|
| Sanders, Miles | 2 | 35 | 209 | 6.0 | 2 | 41 | 104.5 |
| McSorley, Trace | 2 | 17 | 89 | 5.2 | 3 | 20 | 44.5 |
| Slade, Ricky | 2 | 10 | 52 | 5.2 | 1 | 27 | 26.0 |
| Allen, Mark | 2 | 13 | 37 | 2.8 | 1 | 10 | 18.5 |
| Hamler, KJ | 2 | 1 | 32 | 32.0 | 1 | 32 | 16.0 |
| TEAM | 2 | 1 | -3 | -3.0 | 0 | -3 | -1.5 |
| Penn State | 2 | 77 | 416 | 5.4 | 8 | 41 | 208.0 |
| Opponents | 2 | 89 | 404 | 4.5 | 3 | 63 | 202.0 |

| RECEIVING | G | No. | Yards | Avg./Rec. | TD | LG | Avg./G |
|-------------------|----------|-----------|------------|-------------|----------|-----------|--------------|
| Johnson, Juwan | 2 | 8 | 90 | 11.2 | 0 | 17 | 45.0 |
| Hamler, KJ | 2 | 6 | 107 | 17.8 | 2 | 46 | 53.5 |
| Polk, Brandon | 2 | 4 | 64 | 16.0 | 1 | 34 | 32.0 |
| Holland, Jonathan | 2 | 4 | 61 | 15.2 | 0 | 29 | 30.5 |
| Sanders, Miles | 2 | 4 | 26 | 6.5 | 0 | 10 | 13.0 |
| Allen, Mark | 2 | 4 | 25 | 6.2 | 0 | 9 | 12.5 |
| Dalton, Danny | 2 | 3 | 19 | 6.3 | 0 | 9 | 9.5 |
| Hippenhammer, Mac | 2 | 1 | 11 | 11.0 | 1 | 11 | 5.5 |
| Freiermuth, Pat | 2 | 1 | 5 | 5.0 | 0 | 5 | 2.5 |
| Penn State | 2 | 35 | 408 | 11.7 | 4 | 46 | 204.0 |
| Opponents | 2 | 35 | 347 | 9.9 | 2 | 39 | 173.5 |

| TOTAL OFFENSE | G | Plays | Rushing | Passing | Total | Avg./G |
|-------------------|----------|------------|------------|------------|------------|--------------|
| McSorley, Trace | 2 | 82 | 89 | 374 | 463 | 231.5 |
| Sanders, Miles | 2 | 35 | 209 | 0 | 209 | 104.5 |
| Slade, Ricky | 2 | 10 | 52 | 0 | 52 | 26.0 |
| Allen, Mark | 2 | 13 | 37 | 0 | 37 | 18.5 |
| Clifford, Sean | 1 | 1 | 0 | 34 | 34 | 34.0 |
| Hamler, KJ | 2 | 1 | 32 | 0 | 32 | 16.0 |
| Penn State | 2 | 143 | 416 | 408 | 824 | 412.0 |
| Opponents | 2 | 146 | 404 | 347 | 751 | 375.5 |

| KICKOFF RETURNS | No. | Yards | Avg./Ret. | TD | LG |
|-------------------|----------|------------|-------------|----------|------------|
| Hamler, KJ | 4 | 125 | 31.2 | 0 | 52 |
| Penn State | 4 | 125 | 31.2 | 0 | 52 |
| Opponents | 6 | 164 | 27.3 | 1 | 100 |

| PUNT RETURNS | No. | Yards | Avg./Ret. | TD | LG |
|--------------------|----------|-----------|-------------|----------|-----------|
| Thompkins, DeAndre | 3 | 67 | 22.3 | 1 | 39 |
| Penn State | 3 | 67 | 22.3 | 1 | 39 |
| Opponents | 4 | 6 | 1.5 | 0 | 11 |

| ALL-PURPOSE YARDAGE | G | Rushing | Receiving | Punt Returns | KO Returns | Int. Returns | Total | Avg./G |
|---------------------|----------|------------|------------|--------------|------------|--------------|-------------|--------------|
| Hamler, KJ | 2 | 32 | 107 | 0 | 125 | 0 | 264 | 132.0 |
| Sanders, Miles | 2 | 209 | 26 | 0 | 0 | 0 | 235 | 117.5 |
| Johnson, Juwan | 2 | 0 | 90 | 0 | 0 | 0 | 90 | 45.0 |
| McSorley, Trace | 2 | 89 | 0 | 0 | 0 | 0 | 89 | 44.5 |
| Thompkins, DeAndre | 2 | 0 | 0 | 67 | 0 | 0 | 67 | 33.5 |
| Polk, Brandon | 2 | 0 | 64 | 0 | 0 | 0 | 64 | 32.0 |
| Allen, Mark | 2 | 37 | 25 | 0 | 0 | 0 | 62 | 31.0 |
| Holland, Jonathan | 2 | 0 | 61 | 0 | 0 | 0 | 61 | 30.5 |
| Slade, Ricky | 2 | 52 | 0 | 0 | 0 | 0 | 52 | 26.0 |
| Dalton, Danny | 2 | 0 | 19 | 0 | 0 | 0 | 19 | 9.5 |
| Hippenhammer, Mac | 2 | 0 | 11 | 0 | 0 | 0 | 11 | 5.5 |
| Freiermuth, Pat | 2 | 0 | 5 | 0 | 0 | 0 | 5 | 2.5 |
| TEAM | 2 | -3 | 0 | 0 | 0 | 0 | -3 | -3.0 |
| Penn State | 2 | 416 | 408 | 67 | 125 | 0 | 1016 | 508.0 |
| Opponents | 2 | 404 | 347 | 6 | 164 | 0 | 921 | 460.5 |

| SCORING | TD | FG | Points After Touchdown | | | | | DXP | Saf | Points |
|--------------------|-----------|------------|------------------------------|------------|------------|------------|----------|----------|-----------|--------|
| | | | Kick | Rush | Rec. | Pass | | | | |
| Hamler, KJ | 3 | 0-0 | 0-0 | 0-0 | 0-0 | 0-0 | 0 | 0 | 18 | |
| McSorley, Trace | 3 | 0-0 | 0-0 | 0-0 | 0-0 | 0-0 | 0 | 0 | 18 | |
| Pinegar, Jake | 0 | 1-2 | 13-13 | 0-0 | 0-0 | 0-0 | 0 | 0 | 16 | |
| Sanders, Miles | 2 | 0-0 | 0-0 | 0-0 | 0-0 | 0-0 | 0 | 0 | 12 | |
| Allen, Mark | 1 | 0-0 | 0-0 | 0-0 | 0-0 | 0-0 | 0 | 0 | 6 | |
| Hippenhammer, Mac | 1 | 0-0 | 0-0 | 0-0 | 0-0 | 0-0 | 0 | 0 | 6 | |
| Polk, Brandon | 1 | 0-0 | 0-0 | 0-0 | 0-0 | 0-0 | 0 | 0 | 6 | |
| Slade, Ricky | 1 | 0-0 | 0-0 | 0-0 | 0-0 | 0-0 | 0 | 0 | 6 | |
| Thompkins, DeAndre | 1 | 0-0 | 0-0 | 0-0 | 0-0 | 0-0 | 0 | 0 | 6 | |
| TEAM | 0 | 0-0 | 0-0 | 0-0 | 0-0 | 0-0 | 0 | 1 | 2 | |
| Penn State | 13 | 1-2 | 13-13 | 0-0 | 0-0 | 0-0 | 0 | 1 | 96 | |
| Opponents | 6 | 1-3 | 5-5 | 0-1 | 0-0 | 0-0 | 0 | 0 | 44 | |

| PUNTING | No. | Yards | Average | LG | TB | FC | I-20 | 50+ | Blk. |
|-------------------|-----------|------------|-------------|-----------|----------|----------|----------|----------|----------|
| Gillikin, Blake | 10 | 428 | 42.8 | 55 | 0 | 4 | 5 | 3 | 0 |
| Penn State | 10 | 428 | 42.8 | 55 | 0 | 4 | 5 | 3 | 0 |
| Opponents | 12 | 463 | 38.6 | 53 | 0 | 4 | 2 | 1 | 0 |

| FIELD GOALS | FG | Pct. | 1-19 | 20-29 | 30-39 | 40-49 | 50+ | LG | Blk. |
|---------------|-----|------|------|-------|-------|-------|-----|----|------|
| Pinegar, Jake | 1-2 | 50.0 | 0-0 | 0-0 | 1-1 | 0-1 | 0-0 | 32 | 0 |

Progression [Makes in ()]: (32), 45

| KICKOFFS | No. | Yards | Average | TB | OB |
|-------------------|-----------|------------|-------------|----------|----------|
| Checa, Rafael | 14 | 769 | 54.9 | 4 | 1 |
| Penn State | 14 | 769 | 54.9 | 4 | 1 |
| Opponents | 9 | 570 | 63.3 | 5 | 0 |

56 2018 PENN STATE FOOTBALL

| INTERCEPTIONS | No. | Yards | Average | TD | LG | FUMBLE RETURNS | No. | Yards | Average | TD | LG |
|-------------------|----------|----------|------------|----------|----------|-------------------|----------|-----------|-------------|----------|-----------|
| Oruwariye, Amani | 2 | 0 | 0.0 | 0 | 0 | Miller, Jarvis | 1 | 0 | 0.0 | 0 | 0 |
| Penn State | 2 | 0 | 0.0 | 0 | 0 | Penn State | 1 | 0 | 0.0 | 0 | 0 |
| Opponents | 0 | 0 | 0.0 | 0 | 0 | Opponents | 2 | 20 | 10.0 | 0 | 20 |

| DEFENSE | G-GS | Solo | Assist | Total | TFL-Yards | Sacks-Yards | Int.-Yards | PBU | QBH | FR-Yards | FF |
|----------------------|------------|-----------|-----------|------------|--------------|-------------|------------|----------|----------|-------------|----------|
| Johnson, Jan | 2-2 | 6 | 10 | 16 | 0.5-1 | 0.5-1 | 0-0 | 0 | 0 | 0-0 | 0 |
| Taylor, Garrett | 2-2 | 8 | 5 | 13 | 0-0 | 0-0 | 0-0 | 0 | 0 | 0-0 | 0 |
| Parsons, Micah | 2-0 | 5 | 6 | 11 | 0-0 | 0-0 | 0-0 | 0 | 0 | 0-0 | 0 |
| Scott, Nick | 2-2 | 5 | 6 | 11 | 1.0-10 | 1.0-10 | 0-0 | 1 | 0 | 0-0 | 0 |
| Oruwariye, Amani | 2-2 | 10 | 0 | 10 | 0-0 | 0-0 | 2-0 | 2 | 0 | 0-0 | 1 |
| Castro-Fields, Tariq | 2-1 | 3 | 6 | 9 | 0-0 | 0-0 | 0-0 | 2 | 0 | 0-0 | 0 |
| Brown, Cam | 2-2 | 5 | 3 | 8 | 2.0-8 | 1.0-4 | 0-0 | 0 | 1 | 0-0 | 0 |
| Farmer, Koa | 2-2 | 4 | 3 | 7 | 1.0-2 | 0-0 | 0-0 | 0 | 0 | 0-0 | 0 |
| Givens, Kevin | 1-1 | 5 | 2 | 7 | 2.0-5 | 0-0 | 0-0 | 0 | 1 | 0-0 | 0 |
| Gross-Matos, Yetur | 2-2 | 3 | 3 | 6 | 1.0-3 | 0.5-2 | 0-0 | 0 | 2 | 0-0 | 0 |
| McPhearson, Zech | 2-0 | 4 | 2 | 6 | 1.0-3 | 0-0 | 0-0 | 0 | 0 | 0-0 | 0 |
| Joseph, Daniel | 2-0 | 2 | 3 | 5 | 1.0-9 | 1.0-9 | 0-0 | 0 | 0 | 0-0 | 0 |
| Miller, Shareef | 2-2 | 3 | 2 | 5 | 3.0-13 | 1.0-8 | 0-0 | 0 | 0 | 0-0 | 0 |
| Toney, Shaka | 2-0 | 5 | 0 | 5 | 2.0-13 | 1.0-11 | 0-0 | 0 | 0 | 0-0 | 0 |
| Wade, Lamont | 2-0 | 2 | 3 | 5 | 0-0 | 0-0 | 0-0 | 0 | 0 | 0-0 | 0 |
| Shelton, Antonio | 2-0 | 2 | 2 | 4 | 0-0 | 0-0 | 0-0 | 0 | 0 | 0-0 | 0 |
| Windsor, Robert | 2-2 | 1 | 3 | 4 | 0-0 | 0-0 | 0-0 | 0 | 0 | 0-0 | 0 |
| Brooks, Ellis | 2-0 | 2 | 1 | 3 | 0-0 | 0-0 | 0-0 | 0 | 0 | 0-0 | 0 |
| Miller, Jarvis | 2-0 | 1 | 2 | 3 | 1.0-6 | 0-0 | 0-0 | 0 | 0 | 1-0 | 0 |
| Mustipher, P.J. | 2-0 | 1 | 2 | 3 | 0-0 | 0-0 | 0-0 | 0 | 0 | 0-0 | 0 |
| Dariun, Dae'Lun | 1-0 | 2 | 0 | 2 | 0-0 | 0-0 | 0-0 | 0 | 1 | 0-0 | 0 |
| Johnson, Donovan | 2-0 | 1 | 1 | 2 | 0-0 | 0-0 | 0-0 | 0 | 1 | 0-0 | 0 |
| Monroe, Ayron | 2-0 | 1 | 1 | 2 | 0-0 | 0-0 | 0-0 | 0 | 0 | 1-0 | 0 |
| Sutherland, Jonathan | 2-0 | 1 | 1 | 2 | 0-0 | 0-0 | 0-0 | 0 | 0 | 0-0 | 0 |
| Butler, Jabari | 2-0 | 1 | 0 | 1 | 0-0 | 0-0 | 0-0 | 0 | 0 | 0-0 | 1 |
| Cooper, Jake | 1-0 | 1 | 0 | 1 | 0-0 | 0-0 | 0-0 | 0 | 0 | 0-0 | 0 |
| Hansard, Fred | 2-2 | 0 | 1 | 1 | 0.5-1 | 0-0 | 0-0 | 0 | 0 | 0-0 | 0 |
| Hippenhammer, Mac | 2-0 | 1 | 0 | 1 | 0-0 | 0-0 | 0-0 | 0 | 0 | 0-0 | 0 |
| Luketa, Jesse | 2-0 | 1 | 0 | 1 | 0-0 | 0-0 | 0-0 | 0 | 0 | 0-0 | 0 |
| McGovern, Connor | 2-2 | 1 | 0 | 1 | 0-0 | 0-0 | 0-0 | 0 | 0 | 0-0 | 0 |
| Reid, John | 1-1 | 1 | 0 | 1 | 0-0 | 0-0 | 0-0 | 0 | 1 | 0-0 | 0 |
| Penn State | 2-0 | 88 | 68 | 156 | 16-74 | 6-45 | 2-0 | 5 | 7 | 2-0 | 2 |
| Opponents | 2-0 | 77 | 34 | 111 | 11-42 | 2-16 | 0-0 | 8 | 6 | 2-20 | 3 |