

884 WINS (8th in Nation)

48 BOWL GAMES (T-9th in Nation)

29 BOWL WINS (T-4th in Nation)

100 1ST-TEAM ALL-AMERICANS



University Park, Pa.
Beaver Stadium (106,572)

Series: Tied, 9-9

Last Meeting: Penn State, 38-31
December 3, 2016 - Lucas Oil Stadium
Complete Series Info on Page 8

2 NATIONAL CHAMPIONSHIPS

4 BIG TEN CHAMPIONSHIPS

84% ALL-TIME GRADUATION RATE

65 ACADEMIC ALL-AMERICANS (2nd in Nation)

THE MATCHUP

PENN STATE NITTANY LIONS

6-3, 3-3 Big Ten

Head Coach: James Franklin (East Stroudsburg '95)
Record at Penn State (5th season): 42-20 (.677)
Career Record (8th season): 66-35 (.653)
vs. Wisconsin: 1-0



PxP: Mark Jones
Analyst: Dusty Dvoracek
Sideline: Molly McGrath



PxP: Steve Jones
Analyst: Jack Ham
Sideline: Derrick Williams
Local: 93.7 FM/1450 AM
Web: GoPSUsports.com
Sirius/XM/Internet: 106/195/957

WISCONSIN BADGERS

6-3, 4-2 Big Ten

Head Coach: Paul Chryst (Wisconsin '88)
Record at Wisconsin (4th season): 40-10 (.800)
Career Record (7th season): 59-30 (.663)
vs. Penn State: 0-1

BY THE #'S

9,000+

Career passing yards for Trace McSorley, making him the 14th player in Big Ten history to surpass the milestone.

19th

Meeting between Penn State and Wisconsin

9

Straight wins for Penn State over Big Ten West Division opponents

7.4

Team tackles for loss per game leads the Big Ten.

INSIDE THE GAME

NO. 21/20 PENN STATE HOSTS WISCONSIN

No. 21/20 Penn State hosts a rematch of the 2016 Big Ten Championship Game when Wisconsin visits Beaver Stadium Saturday at noon on ABC.

The Nittany Lions and Badgers are meeting for the first time since Penn State rallied from a 21-point deficit to win the 2016 Big Ten Championship and advance to the Rose Bowl. Penn State wants to extend a three-game winning streak against Wisconsin, which started with an overtime victory in 2012, and a nine-game winning streak against Big Ten West Division opponents.

Penn State looks to bounce back from an uncharacteristic outing at Michigan. The Nittany Lions were within striking distance until turnovers helped Michigan put the game out of reach in the final 16 minutes of the contest. It was the Lions' first double-digit loss since 2016.

Notable Nittany Lions include quarterback Trace McSorley, who became the 14th Big Ten quarterback to surpass 9,000 career passing yards and still ranks second in the Big Ten this season with 14.0 points responsible for per game. Sophomore defensive end Yetur Gross-Matos ranks second in the Big Ten in tackles for loss (1.5 per game) and is third in the conference in sacks (0.78 per game). Gross-Matos has made 23 tackles, 7.0 tackles for loss and 5.0 sacks in the last three weeks after making 17 tackles, 6.5 TFLs and 2.0 sacks the previous six weeks.

Wisconsin is led by running back Jonathan Taylor, who leads the country with 1,363 rushing yards. The Badgers average 273.0 rushing yards per game to lead FBS.

It will be THON Day to celebrate the largest student-run philanthropy in the world. Penn State will wear "THON" stickers on its helmets and the Penn State student section will wear yellow. THON has raised more than \$147,000,000 in its history to benefit the Four Diamonds Fund.

BREAKDOWN

RUSHING

Penn State: Miles Sanders 143 for 848 yds (94.22), 8 TD
Wisconsin: Jonathan Taylor 208 for 1,363 yds (151.4), 11 TD

PASSING

Penn State: Trace McSorley 127-of-244, 1,711 yds (190.1), 12 TD/5 INT
Wisconsin: Alex Hornibrook 100-of-172, 1,343 yds (167.9), 11 TD/8 INT

RECEIVING

Penn State: KJ Hamler 28 for 517 yds (57.4), 5 TD
Wisconsin: A.J. Taylor 24 for 406 yds (45.1), 3 TD

DEFENSE

Penn State: Yetur Gross-Matos 40 tkl, 13.5 TFL, 7.0 SK, 1 FF
Wisconsin: T.J. Edwards 62 tkl, 8.5 TFL, 3.0 SK, 2 INT, 2 PBU

PSU

37.2
207.9
138-258-6
221.2
429.1
-1
24.4
172.2
186-342-9
216.3
388.6

TEAM

SCORING/GAME 31.0
RUSHING/GAME 273.0
PASSING (C-A-INT) 126-216-8
PASSING/GAME 174.2
TOTAL OFFENSE/GAME 447.2
TURNOVER MARGIN +3
PTS ALLOWED/GAME 20.9
OPP. RUSH YDS/GAME 159.4
OPP. PASSING 144-255-10
OPP. PASS YDS/GAME 193.3
OPP. TOTAL OFFENSE/GAME 352.8

UW

2018 SCHEDULES

PENN STATE

Overall (BIG): 6-3 (3-3 East)		Home: 3-2	Road: 3-1	Ntrl: 0-0		
PSU Rank	Opponent (Rank)	Time/Result	TV	Attend.		
September						
1	10/9	Appalachian State (-/RV)	W, 45-38 (OT)	BTN	105,232	
8	13/10	at Pittsburgh	W, 51-6	ABC	68,400	
15	11/10	Kent State	W, 63-10	FS1	106,528	
21*	T-10/9	at Illinois *	W, 63-24	FS1	34,704	
29	9/9	Ohio State * (4/4)	L, 26-27	ABC	110,889	
October						
13	8/8	Michigan State * (-/RV)	L, 17-21	BTN	106,685	
20	18/16	at Indiana *	W, 33-28	ABC	41,553	
27	17/16	Iowa * (18/18)	W, 30-24	ESPN	105,244	
November						
3	14/13/14	at Michigan * (5/5/5)	L, 7-42	ESPN	111,747	
10	21/20	Wisconsin * (RV/RV)	noon	ABC		
17		at Rutgers *	TBD			
24		Maryland *	TBD			

* - BIG game ^ - Friday game All times Eastern Rankings: AP/Coaches/CFP

WISCONSIN

Overall (BIG): 6-3 (4-2 West)		Home: 5-1	Road: 1-2	Ntrl: 0-0		
Rank	Opponent (Rank)	Time/Score	TV	Attend.		
August						
31*	4/7	Western Kentucky	W, 34-3	ESPN	74,145	
September						
8	5/6	New Mexico	W, 45-14	BTN	77,003	
15	6/6	BYU	L, 21-24	ABC	80,720	
22	18/16	at Iowa * (RV/RV)	W, 28-17	FOX	69,250	
October						
6	16/12	Nebraska *	W, 41-24	BTN	80,051	
13	15/10	at Michigan * (12/13)	L, 13-38	ABC	111,360	
20	23/19	Illinois *	W, 49-20	FS1	79,736	
27	20/19	at Northwestern*	L, 17-31	FOX	47,330	
November						
3	RV/RV	Rutgers*	W, 31-17	BTN	74,379	
10	RV/RV	at Penn State* (21/20)	noon	ABC		
17		at Purdue*	TBD			
24		Minnesota*	TBD			

* - BIG game ^ - Friday game All times Eastern Rankings: AP/Coaches/CFP

TABLE OF CONTENTS

Page 2 Quick Facts/NFL Notes
Page 3 Opponent Tracker/BIG Standings/Media Info
Page 4-6 Head Coach James Franklin
Page 7 National Polls/Leadership/This Day in History
Page 8 Series Notes
Page 9 Wisconsin Notes
Page 9 Record Breakdown/Rankings Comparison
Page 9-11 Highlights
Page 10 Winningest Programs/At The Start
Page 11 Season Honors
Page 12-13 Trace McSorley
Page 14-16 Offense Notes
Page 14 National Statistical Leaders

15 Coaching Staff POTW
16 Coaching Staff Notes/SI Cover
Page 17 Defense Notes
17 Community Service
Page 18 Special Teams Notes
18 Classroom Success
Page 18-20 Season Notes
19 Happy Valley/Upcoming Game Themes
20 Future Schedules/Preseason Honors
Page 21 Depth Chart/Pronunciations/Asst. Coaches
Page 22-23 Numerical Roster
Page 24-25 Alphabetical Roster
Page 26-29 Record Watch

Page 30-38 Games 1-9
Page 39-55 Player Bios
Page 56-63 Game-by-Game Statistics
Page 64-65 Long Play Breakdown
Page 66 Tackle Breakdown
Page 67 Season Superlatives
Page 68 The Last Time...
Page 69 Start Chart
Page 70 Starters/Participation
Page 71-73 Season Statistics

2 2018 PENN STATE FOOTBALL

PROGRAM NOTES

WINNING RECORD

Penn State is one of eight teams to have a winning season each of the last 13 years, joining Florida State, Wisconsin, Oklahoma, Virginia Tech, USC, Boise State and LSU as the only teams to achieve the feat. Penn State holds the FBS record for most consecutive seasons without a losing record at 49 (1939-87). (ESPN Stats & Info)

ACADEMIC EXCELLENCE

A total of 424 of Penn State football student-athletes, including a program-record 35 in 2017, have earned Academic All-Big Ten honors since 1993 for owning at least a 3.0 grade point average and being a letterwinner.

ONE OF NATION'S TOUGHEST HOME VENUES

Penn State owns a superlative 288-74 (.796) record inside Beaver Stadium, the nation's second-largest facility, which opened in 1960 and has a capacity of 106,572.

QUICK FACTS

UNIVERSITY

NAME	The Pennsylvania State University
LOCATION	University Park, Pa.
FOUNDED	1855
ENROLLMENT	46,610
NICKNAME	Nittany Lions
COLORS	Blue & White
CONFERENCE	Big Ten
DIVISION	NCAA Division I
STADIUM	Beaver Stadium (106,572)
STADIUM SURFACE	Natural Grass
PRESIDENT	Dr. Eric Barron
ATHLETICS DIRECTOR	Sandy Barbour
HEAD COACH	James Franklin (5th Season)
FOOTBALL OFFICE	814-865-0412
TICKET OFFICE	1-800-NITTANY

FOOTBALL HISTORY

FIRST YEAR	1887
ALL-TIME RECORD (132nd Season)	884-390-42 (.667) <i>8th in victories</i>
ALL-TIME BIG TEN RECORD (26th Season)	130-78 (.625)
ALL-TIME BOWL RECORD	29-17-2 (.625) <i>T-4th in bowl victories</i>
YEARS IN POST SEASON PLAY	48 <i>T-9th in bowl appearances</i>
BEAVER STADIUM RECORD	288-74 (.796)

ASSISTANT COACHES

BRENT PRY	Buffalo; 1993 Defensive Coordinator/Linebackers (5th Season)
RICKY RAHNE	Cornell; 2002 Offensive Coordinator/Quarterbacks (5th Season)
PHIL GALIANO	Shippensburg; 2000 Special Teams Coordinator/Asst. DL (1st Season)
TIM BANKS	Central Michigan; 1995 Co-Defensive Coordinator/Safeties (3rd Season)
TYLER BOWEN	Maryland; 2010 Off. Recruiting Coordinator/Tight Ends (1st Season)
DAVID CORLEY	Wake Forest; 2006 Wide Receivers (1st Season)
MATT LIMEGROVER	University of Chicago; 1991 Run Game Coordinator/Offensive Line (3rd Season)
JA'JUAN SEIDER	West Virginia; 2000 Running Backs Coach (1st Season)
TERRY M. SMITH	Penn State; 1991 Assistant Head Coach/Defensive Recruiting Coordinator/Cornerbacks (5th Season)
SEAN SPENCER	Clarion; 1995 Associate Head Coach/Run Game Coordinator/Defensive Line (5th Season)
DWIGHT GALT	Maryland; 1981 Assistant AD of Performance Enhancement (5th Season)

BIG BEST



CO-OFFENSIVE POTW: Reggie Corbin • Illinois • Jr. • RB • Upper Marlboro, Md.

- Ran 13 times for a career-high 213 yards against Minnesota, making him the first Illini to reach the 200-yard plateau since Mikel Leshoure ran for 330 yards against Northwestern in 2010
- Recorded a pair of touchdown runs, with both covering more than 70 yards to give him four rushes of at least 70 yards this season

CO-OFFENSIVE POTW: Terry Wright • Purdue • Sr. • WR • Memphis, Tenn.

- Caught six passes for 146 yards and three touchdowns in Purdue's win over Iowa
- Had scoring receptions of 41, 82 and three yards in the contest
- Became the first Purdue player with three receiving touchdowns in a game since Gary Bush (2012)



DEFENSIVE POTW: Joe Bachie • Michigan State • Jr. • LB • Brook Park, Ohio

- Recorded seven tackles, including two tackles for loss, in the team's victory over Maryland
- Forced three fumbles, broke up two passes and recovered a fumble in the contest
- Anchored a defense that held Maryland to 100 total yards and nine first downs
- Receives his third career Defensive Player of the Week honor and first since 2017
- Last Michigan State Defensive Player of the Week: Khari Willis (Oct. 15, 2018)



SPECIAL TEAMS POTW: Spencer Evans • Purdue • Sr. • K • Arlington, Texas

- Booted the game-winning, 25-yard field goal with eight seconds remaining in Purdue's 38-36 win over Iowa
- Also converted on all five PAT attempts to total eight of Purdue's 38 points on the day
- Evans' field goal marked the first time since 2016 that the Boilermakers have won in such fashion
- Earns his first career Special Teams Player of the Week honor
- Last Purdue Special Teams Player of the Week: Joe Schopper (Oct. 22, 2018)



CO-FRESHMAN POTW: Adrian Martinez • Nebraska • Fr. • QB • Fresno, Calif.

- Recorded his fifth 300-yard total offense game of the season, tallying 338 total yards at Ohio State
- Completed 22 of 33 passes for 266 yards in the contest
- Added 72 rushing yards and a career-high two touchdowns on the ground

CO-FRESHMAN POTW: Rashod Bateman • Minnesota • Fr. • WR • Tifton, Ga.

- Recorded a career-high 175 receiving yards while matching career highs with seven catches and two touchdown receptions at Illinois
- Covered 61 and 86 yards on his touchdown catches, with the 86-yard score marking the longest for the Gophers since 2003

LIONS IN THE NFL

34 NITTANY LIONS ON NFL ROSTERS

A total of 34 Penn State football alumni are populating the rosters of 21 National Football League teams. The Nittany Lions annually are among the top 20 programs nationally in producing players in the NFL. In addition, eight former Nittany Lions are members of NFL coaching staffs and two former non-football student-athletes are on rosters.

The Miami Dolphins, New York Giants, Pittsburgh Steelers, and Tampa Bay Buccaneers boast a league-high three Penn Staters each, including 10th-year defensive end Cameron Wake on the Dolphins and 2018 No. 2 overall draft pick Saquon Barkley on the Giants.

Five teams - Arizona, Chicago, Oakland, San Francisco and Tennessee - each have two PSU alums. Fourteen-year vet and San Francisco All-Pro placekicker Robbie Gould is Penn State's elder statesman. In the NFC East, Pro Bowl linebacker Sean Lee returns for his ninth season with the Cowboys, while sixth-year offensive lineman Stefan Wisniewski is looking to help the Eagles defend their Super Bowl title.

A total of 10 players from Penn State's 2017 Fiesta Bowl-winning squad are on NFL rosters. In addition to Barkley, Marcus Allen (Pittsburgh Steelers), Jason Cabinda (Oakland Raiders), Mike Gesicki (Miami Dolphins), Grant Haley (New York Giants), Brendan Mahon (Carolina Panthers), DaeSean Hamilton (Denver Broncos), and Troy Apke (Washington Redskins) are on active rosters, while Curtis Cothran (Minnesota Vikings) and Saeed Blacknall (Oakland Raiders) are on practice squads.

Former Penn State men's lacrosse player Chris Hogan also appeared in the most recent Super Bowl and is returning to the Patriots for his sixth season in the NFL. Additionally, former men's basketball player Ross Travis is with the Indianapolis Colts for his third NFL season, but is on injured reserve.

A total of 350 Nittany Lions have been selected all-time in the NFL Draft, which ranks seventh among Division I institutions, including 37 in the first round. The Nittany Lions have had at least three players drafted six of the last seven years. The six selections in April were the most since 2010 when six Nittany Lions were chosen.

Penn State has had at least one representative in 47 of 52 Super Bowls and 107 appearances overall, which is fifth among FBS institutions. Forty Nittany Lions have claimed 57 Super Bowl rings.

Arizona Cardinals (2): Gerald Hodges (6), A.Q. Shipley ^(R) (7)
Atlanta Falcons (1): Jack Crawford (7)
Carolina Panthers (1): Brendan Mahon (R)
Chicago Bears (2): Adrian Amos (4), Allen Robinson II (5)
Cincinnati Bengals (1): <i>Christian Hackenberg (1)</i>
Cleveland Browns (1): Anthony Zettel (3)
Dallas Cowboys (1): Sean Lee ^(C) (9)
Denver Broncos (1): DaeSean Hamilton (R)
Indianapolis Colts: Ross Travis ^(R) (3; former MBB player)
Kansas City Chiefs (1): Jordan Lucas (3)
Los Angeles Rams (1): Garrett Sickels ^(R) (2)
Los Angeles Chargers (1): Trevor Williams (3)
Miami Dolphins (3): Mike Gesicki (R), Mike Hull ^(R) (4), Cameron Wake (10)
Minnesota Vikings (1): <i>Curtis Cothran (R)</i>
New England Patriots: Chris Hogan (6; former MLAX player)
New York Giants (3): Saquon Barkley (R), Grant Haley (R), Nate Stupar (6)
Oakland Raiders (2): <i>Saeed Blacknall (R)</i> , Jason Cabinda (R)
Philadelphia Eagles (1): Stefan Wisniewski (6)
Pittsburgh Steelers (3): Marcus Allen (R), Malik Golden ^(R) (2), Jesse James (4)
San Francisco 49ers (2): Garry Gilliam (5), Robbie Gould (14)
Tampa Bay Buccaneers (3): Chris Godwin (2), Carl Nassib (3), Donovan Smith (4)
Tennessee Titans (2): Austin Johnson (3), DaQuan Jones (5)
Washington Redskins (1): Troy Apke (R)

italics indicates practice squad, ^(R) injured reserve, ^(C) Captain

EIGHT FORMER LIONS ON NFL COACHING STAFFS

Eight former Nittany Lions are patrolling the sidelines as part of NFL coaching staffs in 2018.

Tom Bradley (Pittsburgh, defensive backs)
Gary Brown (Dallas, running backs)
Bobby Engram (Baltimore, wide receivers)
Peter Giunta (New Orleans, senior defensive assistant)
Al Golden (Detroit, linebackers)
D'Anton Lynn (Houston, assistant defensive backs)
Mike Munchak (Pittsburgh, offensive line)
Paul Pasqualoni (Detroit, defensive coordinator)

OPPONENT TRACKER

<p>APPALACHIAN ST. (SEPT. 1) Overall: 6-2 Sun Belt: 4-1 This Week: at Texas State Last Week: W, 23-7, Coastal Carolina AppStateSports.com</p>	<p>Pittsburgh (SEPT. 8) Overall: 5-4 ACC: 4-1 This Week: host Virginia Tech Last Week: W, 23-13, Virginia PittsburghPanthers.com</p>	<p>KENT STATE (SEPT. 15) Overall: 2-7 MAC: 1-4 This Week: at Buffalo (Tues.) Last Week: W, 35-28, Bowling Green KentStateSports.com</p>
<p>Illinois (FRI., SEPT. 21) Overall: 4-5 B1G: 2-4 This Week: at Nebraska Last Week: W, 55-31, Minnesota FightingIllini.com</p>	<p>OHIO STATE (SEPT. 29) Overall: 8-1 B1G: 5-1 This Week: at Michigan State Last Week: W, 36-31, Nebraska OhioStateBuckeyes.com</p>	<p>MICHIGAN ST. (OCT. 13) Overall: 6-3 B1G: 4-2 This Week: host Ohio State Last Week: W, 24-3, Maryland MSUSpartans.com</p>
<p>Indiana (OCT. 20) Overall: 4-5 B1G: 1-5 This Week: host Maryland Last Week: Bye IUHoosiers.com</p>	<p>IOWA (OCT. 27) Overall: 6-3 B1G: 3-3 This Week: host Northwestern Last Week: L, 36-38, Purdue HawkeyeSports.com</p>	<p>Michigan (NOV. 3) Overall: 8-1 B1G: 6-0 This Week: at Rutgers Last Week: W, 42-7, Penn State MGoBlue.com</p>
<p>WISCONSIN (NOV. 10) Overall: 6-4 B1G: 4-2 This Week: at Penn State Last Week: W, 51-17, Rutgers UWBadgers.com</p>	<p>Rutgers (NOV. 17) Overall: 1-8 B1G: 0-6 This Week: host Michigan Last Week: L, 17-31, Wisconsin ScarletKnights.com</p>	<p>MARYLAND (NOV. 24) Overall: 5-4 B1G: 3-3 This Week: at Indiana Last Week: L, 3-24, Michigan State UMTerps.com</p>

PENN STATE MEDIA SERVICES

FOOTBALL CONTACTS

Kris Petersen
 Cell: 814-883-4581
 E-mail: kap18@psu.edu
 Twitter: @GoPSUKris

Mark Brumbaugh
 Cell: 814-441-9145
 E-mail: mgb28@psu.edu
 Twitter: @markbrumbaugh

Paul Marboe
 Cell: 814-777-7604
 E-mail: prm5118@psu.edu
 Twitter: @pmarboe33

Assoc. AD for Strategic Communications: Jeff Nelson
Asst. AD for Strategic Communications: Kris Petersen
Associate Director: Rose Carter
Assistant Directors: Mark Brumbaugh, Pat Donghia, John Hanna, Paul Marboe, Nicole Praga, Will Rottler, Kevin Stoicovy, Jocelyn VerVelde, Chelsea Vielhauer
Admin. Assistant: Cristin Guiher
Strategic Communications Office: 814-865-1757
Website: GoPSUsports.com
Address: 101D Bryce Jordan Center, University Park, Pa., 16802

SUNDAY:
 9 a.m. - Updated stats available at GoPSUsports.com.

MONDAY:
 8 p.m. - Game Notes available at GoPSUsports.com.

TUESDAY:
 12:30 p.m. - Penn State Weekly Press Conference
 James Franklin and at least two players available for questions in person and via telephone at Beaver Stadium.
To participate please contact the Strategic Communications Office at 814-865-1757 prior to 11 a.m. ET. Please contact Strategic Communications for FTP information for video/audio from the press conference.

TUESDAY-WEDNESDAY:
 9 a.m. - 2 p.m. - Player Interviews
Selected players available via teleconference interviews. For information, please contact Cristin Guiher in PSU Strategic Communications (cms36@psu.edu; 814-865-1757).

WEDNESDAY:
 Approximately 6:05 p.m. - Practice Availability
Media can watch last 10 minutes of practice, James Franklin and one player will be available post-practice.

THURSDAY:
 11:30 a.m. - Thursday Assistant Coach Teleconference
Selected players available via teleconference interviews. For information, please contact Cristin Guiher in PSU Strategic Communications (cms36@psu.edu; 814-865-1757).

6:05 p.m. - "The Penn State Coaches Show Featuring James Franklin Presented by Pepsi" at Primanti Bros. and broadcast live on the Penn State Sports Network and LionVision on GoPSUsports.com.

SATURDAY:
 Postgame: James Franklin and selected players will be available immediately following the game.
Please contact Strategic Communications for FTP audio/video information (home games only).

B1G STANDINGS

EAST	BIG TEN			OVERALL		
	W-L	%		W-L	%	AP USA
Michigan	6-0	1.000		8-1	.889	1-1 1-1
Ohio State	5-1	.833		8-1	.889	1-0 1-0
Michigan State	4-2	.667		6-3	.667	2-1 2-1
PENN STATE	3-3	.500		6-3	.667	1-2 1-2
Maryland	3-3	.500		5-4	.556	1-2 1-2
Indiana	1-5	.167		4-5	.444	0-3 0-3
Rutgers	0-6	.000		1-8	.111	0-1 0-1
WEST	W-L	%		W-L	%	AP USA
Northwestern	5-1	.833		5-4	.556	0-2 0-2
Wisconsin	4-2	.667		6-3	.667	1-1 1-1
Purdue	4-2	.667		5-4	.556	3-0 3-0
Iowa	3-3	.500		6-3	.667	0-1 0-1
Illinois	2-4	.333		4-5	.444	0-1 0-1
Nebraska	1-5	.167		2-7	.222	0-2 0-2
Minnesota	1-5	.167		4-5	.444	1-2 1-2

BIG TEN SCHEDULE (All Times Eastern)

SATURDAY, NOV. 10
WISCONSIN at PENN STATE, NOON (ABC) *
MARYLAND at INDIANA, noon (BTN) *
ILLINOIS at NEBRASKA, noon (BTN) *
OHIO STATE at MICHIGAN STATE, noon (FOX) *
NORTHWESTERN at IOWA, 3:30 p.m. (FOX) *
PURDUE at MINNESOTA, 3:30 p.m. (ESPN2) *
MICHIGAN at RUTGERS, 3:30 p.m. (BTN) *

* Big Ten Game

BIG TEN MEDIA SERVICES

BIG TEN CONFERENCE RELEASE/STATISTICS:
 The Big Ten Conference football release, with standings and statistics, is available at www.bigten.org.

BIG TEN PLAYERS OF THE WEEK: The Big Ten Conference will be announcing Players of the Week every Monday during the season.

BIG TEN COACHES TELECONFERENCE: The Big Ten will conduct a football coaches teleconference every Tuesday during the season. All 14 head coaches will be available to answer questions for eight minutes. Please contact the Big Ten Communications staff (847-696-1010) for the phone numbers for the teleconference.

MONDAY	TUESDAY	WEDNESDAY	THURSDAY	FRIDAY	SATURDAY	SUNDAY
<p>Game Notes Available by 8 p.m. on GoPSUsports.com</p>	<p>James Franklin Press Conference 12:30 p.m. (ET)</p> <p>B1G Teleconference 1:28 p.m. (ET)</p> <p>Player Teleconferences</p>	<p>Practice Availability & James Franklin Post Practice Approx. 6:05 p.m.</p> <p>Player Teleconferences</p>	<p>PSU Asst. Coach Teleconference 11:30 a.m.</p> <p>Penn State Coaches Show 6:05 p.m. Primanti Bros.</p>	<p>No Coach/Player Availability</p>	<p>Wisconsin noon</p> <p>ABC/Penn State Sports Network</p> <p>Beaver Stadium</p>	<p>Updated Statistics Available 9 a.m. GoPSUsports.com</p>



FRANKLIN FILE

Born: February 2, 1972
Hometown: Langhorne, Pa.
Wife: Fumi
Daughters: Shola & Addison

Education:
 Neshaminy High School, 1990
 East Stroudsburg, 1995; B.S. in Psychology
 Washington State, 1999; M.A. in Educational Leadership

Playing Career:
 East Stroudsburg; Quarterback, 1991-94

Coaching Experience

2014-pres.	Head Coach	Penn State
2011-13	Head Coach	Vanderbilt
2008-10	Asst HC/Off. Coord./QBs	Maryland
2006-07	Off. Coord./QBs	Kansas State
2005	Wide Receivers	Green Bay Packers
2000-04	Recruiting Coord./WRs	Maryland
1999	Wide Receivers	Idaho State
1998	Grad. Asst./Tight Ends	Washington State
1997	Wide Receivers	James Madison
1996	Grad. Asst./Secondary	East Stroudsburg
1995	Wide Receivers	Kutztown

BOWL RESULTS

Year	School	Bowl	Result (Opp.)
2011	Vanderbilt	Liberty	L, 24-31 (Cincinnati)
2012	Vanderbilt	Music City	W, 38-24 (N.C. State)
2013	Vanderbilt	BBVA Compass	W, 41-24 (Houston)
2014	Penn St.	Pinstripe	W, 31-30 OT (Boston College)
2015	Penn St.	TaxSlayer	L, 17-24 (Georgia)
2016	Penn St.	Rose	L, 49-52 (USC)
2017	Penn St.	Fiesta	W, 35-28 (Washington)

CAREER RECORD

Year	School	Overall	Conf.	Of Note
2011	Vanderbilt	6-7	2-6	lost to Cincinnati, 31-24; Liberty Bowl
2012	Vanderbilt	9-4	4-4	No. 23; def. North Carolina State, 38-24; Music City Bowl
2013	Vanderbilt	9-4	5-3	No. 20; def. Houston, 41-24; BBVA Compass Bowl
2014	Penn State	7-6	2-6	2nd PSU coach to start career 4-0; def. BC, 31-30 (OT) Pinstripe Bowl
2015	Penn State	7-6	4-4	lost to Georgia, 24-17; TaxSlayer Bowl
2016	Penn State	11-3	8-1	No. 7; Big Ten East & Big Ten Champs; lost to USC, 52-49; Rose Bowl
2017	Penn State	11-2	7-2	No. 8; def. Washington, 25-28; Fiesta Bowl
2018	Penn State	6-3	3-3	Eligible for eighth bowl appearance
Total (8 Years)		66-35	35-29	Seven Bowl Appearances
Vanderbilt Record (3 Years)		24-15	11-13	Consecutive Top-25 Finishes for 1st Time in VU History
Penn State Record (5 Years)		42-20	24-16	2016 Big Ten Champs; Four Consecutive Bowl Appearances

HEAD COACH JAMES FRANKLIN

CAREER AT A GLANCE

- Franklin was named the 16th head football coach in the storied history of the Nittany Lion program on January 11, 2014.
- Franklin enters his eighth year as a collegiate head coach, leading his first seven squads to a bowl game.
- Franklin is one of nine current FBS head coaches to lead his teams to a bowl game in each of his first seven seasons as a head coach. He is one of six current Autonomy 5 head coaches to accomplish the feat.
- He owns a 66-35 career record, with six consecutive winning seasons.
- Franklin has led his teams to two Top 10 finishes (2 at Penn State) and four Top 25 finishes (2 at Vanderbilt; 2 at Penn State).
- Franklin led the Nittany Lions to back-to-back New Year's Six bowls in 2016 (Rose) and 2017 (Fiesta) for the first time since 1985 (Orange) and 1986 (Fiesta).
- Franklin has 23 years of coaching experience at the collegiate and NFL level.
- In his seven years as a head coach, Franklin mentored 57 players who have gone on to the NFL ranks.
- Franklin has secured Top 25 recruiting classes each of his last six seasons, including a Top 5 class at Penn State in 2018.

NITTANY LIONS ON THE FIELD

2017 SEASON

- Penn State continued to be among the nation's elite in 2017, climbing as high as No. 2 in the rankings and appearing in a second-straight New Year's Six bowl, earning a 35-28 win over No. 11 Washington in the PlayStation Fiesta Bowl.
- The Nittany Lions earned back-to-back 11-win seasons for the fifth time in program history and first time since 2008 and 2009 with an 11-2 record.
- Penn State finished the season No. 8 in the Associated Press and Amway Coaches polls and No. 9 in the final CFP rankings. It was the 24th Top 10 AP finish in program history.
- The Nittany Lions used a balanced attack with a high-scoring offense and a stingy defense to lead FBS in scoring differential with a +24.6 margin.
- Offensively, Penn State finished seventh in FBS with a 41.1 scoring average, which is the third-highest in program history, and 19th in total offense with a 460.3 average, which also ranks third in PSU history.
- Defensively, the Nittany Lions were seventh in FBS in scoring average (16.5 ppg) and sacks (3.23 spg), while coming in 17th in total defense (329.5).
- Penn State posted back-to-back-to-back 40-sack seasons for the first time since 2005-07.
- Running back Saquon Barkley capped a stellar collegiate career by winning the Paul Hornung Award for the nation's most versatile player, three major Big Ten awards – Graham-George Big Ten Offensive Player of the Year, Ameche-Dayne Big Ten Running Back of the Year, Rodgers-Dwight Big Ten Return Specialist – and the Chicago Tribune Silver Football for the second-straight season. Barkley is just the fifth player since 1924 to win two Silver Football honors.
- Barkley became the 100th first-team All-American in program history with Consensus All-America honors and finished fourth in the Heisman Trophy voting.

- The Nittany Lions had 18 players garner All-Big Ten accolades, including four first-team selections in Barkley (running back and return specialist), Marcus Allen and Mike Gesicki.
- Quarterback Trace McSorley, the Offensive MVP of the PlayStation Fiesta Bowl, followed up his record-breaking 2016 campaign with another outstanding season. In 2017, McSorley broke the Penn State single-season record for completions (284), total offense (4,061), touchdowns responsible for (37), 300-yard passing games (5) and 200-yard passing games (11).
- McSorley also became the second player in Big Ten history with 25 passing touchdowns and 10 rushing scores in a season, joining Ohio State's J.T. Barrett (2014, 2017).
- Wide receiver DaeSean Hamilton ended his Penn State career as the program's career receptions leader (214) and second in school history in receiving yards (2,842).
- The Nittany Lions sent nine players to senior all-star games, which is the most since 2003 when nine student-athletes were in postseason games (Senior Bowl: Allen, Gesicki, Hamilton, Christian Campbell; East-West Shrine Bowl: Hamilton, Jason Cabinda, Curtis Cothran, Parker Cothren, Grant Haley; NFLPA Collegiate Bowl: Troy Apke).

2016 SEASON

- Penn State surged in 2016, winning nine consecutive games en route to the Big Ten Championship, a Rose Bowl berth and an 11-3 overall record.
- Penn State finished the season ranked No. 5 in the College Football Playoff rankings and No. 7 in the Associated Press and Amway Coaches polls. It was Penn State's highest finish in the polls since 2005.
- The Lions claimed their fourth overall Big Ten Championship and first outright title since 1994 with a thrilling 38-31 comeback win over Wisconsin in the Big Ten Championship Game.
- In 2016, Franklin was honored as Sporting News National Coach of the Year and the Woody Hayes National Coach of the Year, as well as the Dave McLain Big Ten Coach of the Year and Associated Press Big Ten Coach of the Year.
- Franklin was also a finalist for the Paul "Bear" Bryant, Eddie Robinson and Associated Press National Coach of the Year awards.
- The 2016 season brought record-breaking performances from the Lions as the offense set marks for total offense (6,056), passing yards (3,650), points scored (526) and double-digit comeback wins (4).
- The Lions' +14.4 scoring improvement in 2016 ranked fourth in FBS and second among Autonomy 5 schools.
- Barkley was selected as the Graham-George Big Ten Offensive Player of the Year, Big Ten Running Back of the Year and Chicago Tribune Silver Football winner for the conference's top player.
- McSorley was named the Grange-Griffin Big Ten Championship Game MVP, as well as earning Maxwell Club Tri-State Player of the Year and All-Big Ten second team honors. He was the first Penn State quarterback to win all-conference honors since Daryll Clark in 2009.
- Not to be outdone, the Lion defense finished seventh in FBS in tackles for loss (8.1) and 19th in sacks (2.86).

2015 SEASON

- Franklin guided the Nittany Lions to a 7-6 record in 2015 and a berth in the TaxSlayer Bowl.
- Under Franklin's tutelage, Carl Nassib claimed a trio of national awards – Lombardi Award, Lott IMPACT Trophy and Ted Hendricks Award – and became Penn State's 13th unanimous Consensus All-American.
- Nassib also led the nation in sacks with a school-record 15.5 in 2015.
- The 2015 season also saw Christian Hackenberg break every Penn State career passing record, including passing yards, passing touchdowns and completions, and true freshman Saquon Barkley break the freshman season rushing record with a 1,000-yard campaign.
- Barkley was named the Big Ten Network's Freshman of the Year and claimed second team All-Big Ten honors, while wide receiver Chris Godwin (second team) and defensive tackles Austin Johnson (second team) and Anthony Zettel (third team) also earned All-Big Ten accolades.

2014 SEASON

- Franklin's first season was bookended with a pair of thrilling victories for the Nittany Lions. The Penn State head coach's inaugural season began with a final-play 26-24 victory over UCF in Dublin, Ireland, in Penn State's first-ever international game and ended with a comeback, a 31-30 overtime win over Boston College in the New Era Pinstripe Bowl in Yankee Stadium. The Nittany Lions overcame a 14-point deficit late in the third quarter, tying the largest comeback in Penn State's bowl history.
- With the Pinstripe Bowl win, Franklin became just the third Penn State coach to lead the team to at least seven wins in his first season, joining Dick Harlow (1915) and Bill O'Brien (2012).
- Franklin guided the Nittany Lions to a 4-0 start, joining Harlow as the only first-year Penn State coaches to win their initial four games.
- In Franklin's first season at Penn State, he helped Mike Hull to the Butkus-Fitzgerald Big Ten Linebacker of the Year award to carry on the "Linebacker U" tradition.
- Zettel earned All-Big Ten first team honors, while receiver DaeSean Hamilton garnered All-Big Ten second team accolades after pulling in 82 catches for 899 yards.

NITTANY LIONS IN THE CLASSROOM

- The Nittany Lions had a program-record 35 student-athletes claim Academic All-Big Ten honors in the fall of 2017.
- Tyler Yazujian collected a berth on the CoSIDA Academic All-America® first team in 2016 after an appearance on the second team in 2015.
- The 2015 fall semester saw the Nittany Lions post a record 56 squad members with at least a 3.0 grade-point average (GPA), marking the fifth consecutive semester (including summer sessions) the Nittany Lions have had more than 50 student-athletes with a 3.0 GPA or better.
- The 56 Nittany Lions with a 3.0 GPA or higher surpasses the mark of 55 set by the 2008 fall semester for the most 3.0 students in a semester in football program history.
- Additionally, 22 Nittany Lions earned Academic All-Big Ten recognition in 2015.
- A total of 23 Nittany Lions posted a 3.5 GPA or higher in the 2015 fall semester, with 19 earning Dean's List recognition for having 3.5 GPA or higher with 12 credits earned in undergraduate work.
- The Nittany Lion freshmen were impressive in the 2015 fall semester with 14 posting a 3.0 or higher.
- During Franklin's first fall semester on campus, the football student-athletes set program records with 25 student-athletes earning Dean's List recognition (3.5 GPA) and 57 players owning a cumulative 3.0 GPA or higher after the 2014 fall semester.
- Additionally, 51 squad members compiled at least a 3.0 GPA in the fall of 2014, the third-highest semester total in program history.
- The spring of 2015 saw continued success in the classroom with 51 student-athletes compiling at least a 3.0 GPA, marking the first time in program history with 50 or more 3.0s in a spring semester.

NITTANY LIONS IN THE COMMUNITY

- The Nittany Lions are active in the community, participating in activities such as Uplifting Athletes, THON, Pennsylvania Special Olympics Summer Games, State College Area Food Bank and Penn State Hershey Children's Hospital visits.
- In 2017, linebacker Brandon Smith was selected to the Allstate AFCA Good Works team for his selflessness and community service. He was one of 11 FBS honorees in 2017 and is the first Nittany Lion to claim the award since Ben Kline in 2015, and the fourth overall.
- The football team's 2,100 hours of community service in 2014-15 equated to nearly 40 percent of the 5,300 community service hours by Penn State student-athletes.
- The engaging and enthusiastic Franklin is a popular speaker and media interview subject. He was a guest analyst on ESPN's coverage from the site of college football's National Championship game, spending a day appearing on various ESPN platforms in 2013 and 2014. In 2015, Franklin joined the FOX studio crew for pregame, halftime and postgame coverage of the Big Ten Championship Game.
- In February 2015, Franklin was the lone college head coach among the speakers and panelists at the prestigious MIT Sloan Sports Analytics Conference in Boston. He was a panelist for the session, "The Formula to Win: College Football Analytics," which was moderated by ESPN reporter Rachel Nichols.



RECRUITING SUCCESS

- Franklin's recruiting classes in the last four years have been ranked an average of 15.5 nationally, which is a significant jump from the 40.8 average from 2012-14.
- Sixty-nine of the 113 signees under Franklin are from within a 250-mile radius of State College.
- Six of the 15 highest-ranked 247Sports Composite recruits at Penn State since 2000 have been signed by Franklin.
- The 2018 recruiting class was ranked No. 4 among all three major recruiting outlets - 247Sports, ESPN.com and Rivals. The No. 4 finish is the highest in program history.
- The 3.74 average star ranking for the 2018 class was the highest since 2010 (3.89) according to 247Sports Composite.
- Penn State signed Rivals No. 1 Pennsylvania recruit in three-straight years (2018 - Micah Parsons; 2017 - Lamont Wade; 2016 - Miles Sanders) for the first time since 2004 (Anthony Morelli), 2005 (Justin King) and 2006 (Jared Odrick).
- With the signing of Micah Parsons, Justin Shorter and Ricky Slade, Penn State inked three 247Sports Composite 5-star recruits for the first time since rankings began in 2001.
- The Nittany Lions also signed 12 ESPN300 recruits for the first time since 2006, when ESPN rankings started.
- Parsons was the No. 5-rated recruit in the 247Sports Composite, which is the highest recruit signed by Penn State since 2005 when Derrick Williams was the No. 4 overall recruit.
- In 2017, the newest set of Nittany Lions finished in the Top 15 in the country, ranking as high as 12th by Rivals.
- The Class of 2016 at Penn State finished in the Top 20, ranking as high as 18th by ESPN, and featured a pair of five-star recruits.
- In 2016, Franklin secured the No. 1 player in the state of Pennsylvania (Sanders) for the first time since Jared Odrick (2006).
- The Nittany Lions laid claim to the No. 1 running back in the state of Pennsylvania in 2015 (Saquon Barkley) and 2016 (Sanders).
- In February 2015, the Nittany Lions' highly-regarded class of 25 signees was ranked in the Top 15 nationally by the four major recruiting services.
- Franklin and his staff organized a Top 25 recruiting class in short order after being hired at Penn State in January 2014.
- While at Vanderbilt, Franklin assembled a recruiting class that finished as high as 19th in 2014.
- In each of his three seasons in Nashville, Franklin signed classes that finished in the Top 50 nationally. Prior to Franklin's arrival, the Commodores average class rank was 64.6 since 2000 (based on 247Sports composite).

HELPING THE COMMODORES GET THEIR WINGS

- Franklin directed Vanderbilt to consecutive Top 25 finishes for the first time in the 124-year history of the program (No. 23/24 - 2013 & No. 23/20 - 2012).
- The Commodores finished 23rd in the final 2012 Associated Press poll, marking their first AP final ranking since 1948.
- Franklin's 24 wins tied Dan McGugin for the most by a Vanderbilt coach in his first three seasons.
- Franklin led Vanderbilt to a bowl game in each of his three seasons in Nashville, with the last two years resulting in wins over NC State (Music City Bowl) and Houston (BBVA Compass Bowl). The Commodores had played in four bowl games all-time in the 121 seasons prior to his arrival, none in consecutive years.
- Vanderbilt had posted four nine-win seasons in program history, with Franklin's last two teams comprising half of the total.
- Over the last 20 games during the 2012-13 seasons, the Commodores' 16-4 record was second-best in the SEC to Alabama's 17-3 mark.
- Franklin guided the Commodores to a 6-6 regular-season record and earned a berth in the Liberty Bowl during his first season after inheriting a Vanderbilt team that finished 2-10 in both 2009 and 2010, with a combined mark of 1-15 SEC play.
- The 2011 bowl berth was Vanderbilt's second since 1983 and running back Zac Stacy broke the Commodores' season record with 1,193 rushing yards.



6 2018 PENN STATE FOOTBALL

- The Commodores had a breakthrough campaign in 2012 under Franklin, finishing on a seven-game winning streak (longest since 1948) to post a 9-4 mark, Vanderbilt's most wins in 97 years, and a berth in the Music City Bowl, in which VU defeated NC State, 38-24.
- A victory at Missouri sparked an 8-1 finish, which included three consecutive SEC road wins for the first time in program history.
- The Commodores were 5-3 in SEC play, winning five SEC games for the first time since 1935, and posted two shutouts for the first time since 1968.
- Franklin was among five finalists for the Bear Bryant National Coach of the Year award in 2012.
- Stacy became the first player in Vanderbilt history to rush for 1,000 yards in consecutive seasons, gaining 1,141 yards to finish his career with a school-record 3,143 yards and 30 rushing touchdowns.
- Wide receiver Jordan Matthews broke the Vanderbilt season receiving record with 1,363 yards on 94 catches.
- Vanderbilt continued its historic rise under Franklin during the 2013 season, capping a school-record second consecutive 9-4 campaign with a 41-24 win over Houston in the BBVA Compass Bowl.
- The Commodores defeated Florida, Georgia and Tennessee in the same season for the first time in program history, winning in Gainesville and Knoxville.
- Franklin helped Matthews develop into a two-time All-American and the SEC's career leader in receptions (262) and receiving yardage (3,759). Matthews broke the SEC season record with 112 receptions for 1,477 yards and seven touchdowns in 2013, becoming the first SEC receiver to make 100 catches in a season.

RIISING UP THE RANKS

- Franklin began his coaching career as the wide receivers coach at Kutztown (Pa.) University (1995) and was a graduate assistant coach at his alma mater, East Stroudsburg (Pa.) University in 1996, working with the secondary.
- He then was the wide receivers coach at James Madison (1997), a graduate assistant (tight ends) at Washington State in 1998 and the wide receivers coach at Idaho State (1999).
- In 2000, Franklin was named the wide receivers coach at Maryland under head coach Ron Vanderlinden, who would go on to coach the Penn State linebackers from 2001-13.
- Franklin continued in that role under new head coach Ralph Friedgen in 2002 and '03 and helped the Terps to three consecutive 10-win seasons, including an appearance in the 2002 FedEx Orange Bowl. In 2003, Franklin added duties as recruiting coordinator and directed back-to-back recruiting classes ranked in the Top 25 nationally. Franklin and former Nittany Lion head coach Bill O'Brien (running backs) were Maryland assistant coaches in 2003 and '04 under Friedgen.
- After five successful years at Maryland, Franklin was named wide receivers coach on Mike Sherman's Green Bay Packers staff in 2005. During that season, Green Bay ranked third in the NFL in receptions (383) and seventh in receiving yards (3,766). Donald Driver was among the top receivers in the NFL, ranking second in receptions and eighth in receiving yards, with a then-career-high 86 catches for 1,221 yards.

- Franklin served as the offensive coordinator and quarterbacks coach at Kansas State during the 2006-07 seasons under head coach Ron Prince. In 2006, he helped the Wildcats to their first winning season in four years. Franklin coached quarterback Josh Freeman and oversaw an offense that produced a 3,000-yard passer (Freeman), 1,500-yard receiver (All-American wide receiver Jordy Nelson) and 1,000-yard rusher (James Johnson) during the 2007 season, a first in school history. Freeman would go on to become the Wildcats' highest NFL offensive draft pick since 1954 when the Tampa Bay Buccaneers selected him 17th overall in the 2009 NFL Draft.
- Franklin returned to Maryland in 2008 as the Terps' assistant head coach and offensive coordinator. He helped the Terrapins to victories in the 2008 Humanitarian Bowl and the 2010 Military Bowl. The 2010 squad was among the national leaders in scoring offense at 32.2 points per game and was led by ACC Rookie of the Year quarterback Danny O'Brien. He threw for 2,438 yards, 22 touchdowns and only eight interceptions in 2010, with All-ACC receiver Torrey Smith making 67 catches for 1,055 yards and 12 scores.
- In 1998, Franklin began his participation in the NFL's Minority Coaching Fellowship Program, starting with a stint with the Miami Dolphins and working with Hall of Fame quarterback Dan Marino. Franklin also worked with Donovan McNabb of the Philadelphia Eagles (1999) and Minnesota Vikings (2008) in the NFL program.

PLAYING CAREER

- Franklin was a four-year letterman at quarterback and a two-time All-PSAC selection at East Stroudsburg.
- Franklin graduated having broken or tied 23 school records.
- He set seven school records as a senior to earn team MVP honors and was a Harlon Hill Trophy nominee as the NCAA Division II Player of the Year.
- Among the season records he set were for total offense (3,128 yards), passing yards (2,586) and touchdown passes (19).
- Franklin was inducted into the East Stroudsburg Athletics Hall of Fame October 15, 2016.

PERSONAL

- Franklin graduated from East Stroudsburg (Pa.) University in 1995 with a degree in psychology and earned a master's degree in educational leadership from Washington State University.
- Franklin graduated from Neshaminy High School in Langhorne.
- Franklin and his wife, Fumi, have two daughters, Shola and Addison.



NATIONAL POLLS

PENN STATE IN THE POLLS

Date	CFP	AP	COACHES
Preseason	N/A	10	9
Week 2 (9/4)	N/A	13	10
Week 3 (9/9)	N/A	11	10
Week 4 (9/16)	N/A	10	9
Week 5 (9/23)	N/A	9	9
Week 6 (9/30)	N/A	11	11
Week 7 (10/7)	N/A	8	8
Week 8 (10/14)	N/A	18	16
Week 9 (10/21)	N/A	17	16
Week 10 (10/28, 30)	14	14	13
Week 11 (11/4, 6)	Tues.	21	20
Week 12 (11/11, 13)			
Week 13 (11/18, 20)			
Week 14 (11/25, 27)			
Week 15 (12/2)			

AP (Week 11)

1. Alabama (60)	9-0	1500
2. Clemson	9-0	1435
3. Notre Dame	9-0	1381
4. Michigan	8-1	1304
5. Georgia	8-1	1263
6. Oklahoma	8-1	1181
7. West Virginia	7-1	1065
8. Ohio State	8-1	1025
9. LSU	7-2	1020
10. Washington State	8-1	1010
11. UCF	8-0	1001
12. Kentucky	7-2	780
13. Syracuse	7-2	624
14. Utah State	8-1	586
15. Texas	6-3	559
16. Fresno State	8-1	506
17. Boston College	7-2	490
18. Mississippi State	6-3	486
19. Florida	6-3	400
20. Washington	7-3	342
21. PENN STATE	6-3	278
22. NC State	6-2	264
23. Iowa State	5-3	230
24. Michigan State	6-3	215
25. Cincinnati	8-1	141

Others receiving votes: Utah 110, Auburn 93, Wisconsin 37, Army 32, UAB 31, Northwestern 28, Iowa 17, Boise State 15, Purdue 14, Buffalo 11, Oregon 9, San Diego State 5, Duke 4, Texas A&M 3, Houston 3, Texas Tech 2

COLLEGE FOOTBALL PLAYOFF (Week 10)

1. Alabama	8-0
2. Clemson	8-0
3. LSU	7-1
4. Notre Dame	8-0
5. Michigan	7-1
6. Georgia	7-1
7. Oklahoma	7-1
8. Washington State	7-1
9. Kentucky	7-1
10. Ohio State	7-1
11. Florida	6-2
12. UCF	7-0
13. West Virginia	6-1
14. PENN STATE	6-2
15. Utah	6-2
16. Iowa	6-2
17. Texas	6-2
18. Mississippi State	5-3
19. Syracuse	6-2
20. Texas A&M	5-3
21. NC State	5-2
22. Boston College	6-2
23. Fresno State	7-1
24. Iowa State	4-3
25. Virginia	6-2

AMWAY COACHES (Week 11)

1. Alabama (63)	9-0	1599
2. Clemson (1)	9-0	1537
3. Notre Dame	9-0	1464
4. Michigan	8-1	1390
5. Georgia	8-1	1347
6. Oklahoma	8-1	1272
7. Ohio State	8-1	1109
8. West Virginia	7-1	1108
9. Washington State	8-1	1076
10. LSU	7-2	1063
11. UCF	8-0	1054
12. Kentucky	7-2	761
13. Syracuse	7-2	625
14. Boston College	7-2	580
15. Mississippi State	6-3	567
16. Utah State	8-1	565
17. Fresno State	8-1	490
18. Washington	7-3	463
19. Texas	6-3	433
20. PENN STATE	6-3	375
21. Florida	6-3	340
22. NC State	6-2	327
23. Cincinnati	8-1	207
24. Utah	6-3	184
25. Iowa State	5-3	151

Others receiving votes: Michigan State 144, Auburn 106, Iowa 87, UAB 64, Wisconsin 64, Oregon 51, Houston 41, Army 34, Buffalo 22, Texas A&M 16, San Diego State 15, Purdue 13, Boise State 12, Duke 11, Pittsburgh 10, South Florida 10, South Carolina 7, Missouri 2, Appalachian State 2, North Texas 1, Northwestern 1

LEADERSHIP



TEAM CAPTAINS

- Seniors **Trace McSorley** and **Nick Scott** and junior **Blake Gillikin** were voted as team captains for the 2018 season by their teammates.
- McSorley and Scott are team captains for the second-straight season.



LEADERSHIP COUNCIL

- The Leadership Council, which is comprised of 13 seniors, five juniors, three sophomores and three redshirt freshmen (24 total), serves as the voice for the team in the decision-making process.
- This year's Leadership Council members are: seniors **Mark Allen**, **Torrence Brown**, **Jake Cooper**, **Koa Farmer**, **Trace McSorley**, **Amani Oruwariye**, **Nick Scott**, **Charlie Shuman**, **Johnathan Thomas**, **DeAndre Thompkins**, **Kyle Vasey**, **Jason Vranic** and **Chaz Wright**; juniors **Ryan Bates**, **Blake Gillikin**, **Juwan Johnson**, **John Reid** and **Tommy Stevens**; sophomores **Tariq Castro-Fields**, **Will Fries** and **Michal Menet**; and freshmen **Sean Clifford**, **Jonathan Sutherland** and **C.J. Thorpe**.
- This group is not only charged with leading the team, but the expectation is to also uphold the program's four core values: positive attitude, great work ethic, competitive in everything and must be willing to sacrifice. The Leadership Council meets at least twice a month in Franklin's office and has a profound impact on the chemistry and culture of the entire organization.

THIS DAY IN HISTORY

NOV. 10

RECORD: 9-6-1
STREAK: L1

Year	Site	Result
1894	A	Penn State 6, Navy 6
1900	A	Navy 44, Penn State 0
1917	H	Lehigh 9, Penn State 0
1923	H	Penn State 7, Georgia Tech 0
1928	H	Penn State 50, George Washington 0
1934	A	Pennsylvania 3, Penn State 0
1945	H	Temple 27, Penn State 0
1951	H	Penn State 32, Syracuse 13
1956	H	Penn State 40, Boston 7
1962	H	Penn State 34, West Virginia 6
1973	H	[6] Penn State 35, NC State 29
1979	A	Penn State 9, NC State 7
1990	H	[21] Penn State 24, Maryland 10
2001	A	Illinois 33, Penn State 28
2007	A	Penn State 31, Temple 0
2012	A	Nebraska 32, Penn State 23

NOTABLE

- On this day in 1894, Bill Suter established a Penn State record for the longest touchdown run from scrimmage with a 90-yard dash around right end for the only Penn State touchdown in a 6-6 tie with Navy in Annapolis. The record stood until 1986 when Blair Thomas went for 92 yards vs. Syracuse. Only two others, Bill Belton in 2014 (at Indiana; 92 yds.) and Saquon Barkley in 2017 (vs. Washington; 92 yds.) have broken free for 90-yard runs since.
- On this day in 2007, junior kicker Kevin Kelly became Penn State's all-time leading scorer, surpassing Craig Fayak's total of 282 points (1990-93). Kelly finished his career in 2008, totaling 425 points.

8 2018 PENN STATE FOOTBALL

SERIES NOTES

HEAD COACH PAUL CHRYST

- Paul Chryst is in his fourth season as head coach at his alma mater. He is a former Wisconsin player and assistant coach and a Madison, Wisconsin, native.
- Chryst is a back-to-back Big Ten Coach of the Year selection and has guided the Badgers to a 34-7 (.829) record and two Big Ten West Division championships over his first three seasons.
- Chryst is the third coach in modern Big Ten history (1946-present) to win at least 40 of his first 50 career games at a league school (40-10), joining Urban Meyer (44-6; Ohio State) and Bo Schembechler (47-3; Michigan).
- Chryst was the head coach at Pitt for three seasons (2012-14) and led the Panthers to bowl games in each.
- Prior to his stint at Pitt, Chryst was the Badgers' offensive coordinator for seven years. During those seven seasons, Wisconsin claimed a pair of Big Ten titles and compiled a 70-22 (.761) record, winning at least 10 games five times.
- Chryst was offensive coordinator and quarterbacks coach at Oregon State in 2003-04. That followed his first stint at Wisconsin in 2002, as tight ends coach.

SCOUTING THE BADGERS

- Wisconsin is tied for second in the Big Ten West Division with a 4-2 conference record and 6-3 overall record.
- Wisconsin has won 19 of its last 21 regular-season league games, dating back to the 2016 season.
- The Badgers are 1-1 against the Big Ten East, falling to Michigan, 38-13, and defeating Rutgers last week, 31-17.
- The Badgers rank in the top five in the conference in both total offense (4th; 447.2 ypg) and total defense (5th; 352.8 ypg).
- Wisconsin is led by its prolific rushing attack, which leads the Big Ten and ranks fourth in FBS averaging 273.0 yards per game.
- Running back Jonathan Taylor leads FBS with 1,363 rushing yards and 151.4 rushing yards per game. He also has a Big Ten-best 11 rushing touchdowns.
- Quarterback Alex Hornibrook ranks second in the Big Ten to Penn State's Trace McSorley (13.47 yds) in yards per completion, averaging 13.43.

TOP PERFORMANCES - PENN STATE

Rushing		
Zach Zwinak	36 for 179 yds, 1 TD ('12)	
Tony Hunt	21 for 151 yds, 2 TD ('05)	
Curtis Enis	17 for 138 yds, 2 TD ('97)	

Passing		
Trace McSorley	22-of-31 for 384 yds, 4 TD ('16)	
Chrisitan Hackenberg	21-of-30 for 339 yds, 4 TD ('13)	
Michael Robinson	22-of-43, 379 yds, 2 TD ('03)	
Wally Richardson	33-of-48, 259 yds, 1 TD ('95)	

Receiving		
Saeed Blacknall	6 for 155 yds, 2 TD ('16)	
DaeSean Hamilton	8 for 118 yds ('16)	
Allen Robinson	8 for 122 yds ('13)	
Tony Johnson	7 for 122 yds ('03)	
Matt Kranchick	4 for 136 yds, 1 TD ('03)	
Joe Jurevicius	5 for 135 yds ('96)	
Freddie Scott	13 for 110 yds, 1 TD ('95)	

TOP PERFORMANCES - WISCONSIN

Rushing		
Corey Clement	21 for 166 yds, 1 TD ('16)	
Montee Ball	25 for 156 yds, 4 TD ('11)	
Anthony Davis	37 for 200 yds ('01)	
Ron Dayne	24 for 129 yds, 2 TD ('96)	

Passing		
Bart Houston	16-of-21 for 174 yds ('16)	
Joel Stave	29-of-53, 339 yds ('13)	
Darell Bevell	18-of-22, 192 yds, 2 TD ('95)	
John Stocco	19-of-34, 313 yds, 1 TD ('05)	

Receiving		
Jarred Abbrederis	12 for 135 yds ('13)	
Kyle Jefferson	6 for 124 yds ('07)	
Larry Mialik	3 for 142 yds ('70)	

SERIES RECORD

Penn State tied the all-time series with Wisconsin by winning five out of the last six meetings, including the last three. The last time Penn State and Wisconsin met was in the 2016 Big Ten Championship Game, in which Penn State rallied back for a thrilling victory after trailing by as many as three touchdowns. The two teams are meeting during the regular season for the first time since 2013, and doing so in Happy Valley for the first time since 2012, where Penn State holds a 4-3 advantage. Penn State and Wisconsin are next scheduled to meet in 2021 to open the season and again on Oct. 19, 2024. However, both games will be played in Madison, so it will be at least eight seasons until the Badgers return to visit Penn State.

Year	Site	Result
1953	Away	Wisconsin 20, Penn State 0
1970	Away	Wisconsin 29, Penn State 16
1995	Home	Wisconsin 17, Penn State 9
1996	Away	Penn State 23, Wisconsin 20
1997	Home	Penn State 35, Wisconsin 10
1998	Away	Wisconsin 24, Penn State 3
2001	Home	Wisconsin 18, Penn State 6
2002	Away	Penn State 34, Wisconsin 31
2003	Home	Wisconsin 30, Penn State 23
2004	Away	Wisconsin 16, Penn State 3
2005	Home	Penn State 35, Wisconsin 14
2006	Away	Wisconsin 13, Penn State 3
2007	Home	Penn State 38, Wisconsin 7
2008	Away	Penn State 48, Wisconsin 7
2011	Away	Wisconsin 45, Penn State 7
2012	Home	Penn State 24, Wisconsin 21 (OT)
2013	Away	Penn State 31, Wisconsin 24
2016	Neutral	Penn State 38, Wisconsin 31

LAST MEETING

BIG CHAMPIONS! NO. 7 PENN STATE RALLIES PAST NO. 6 WISCONSIN

No. 7 Penn State stayed true to form with a sensational second half, as quarterback Trace McSorley led a thrilling 21-point comeback to defeat No. 6 Wisconsin, 38-31, to win the 2016 Big Ten Championship.

McSorley threw for a Big Ten Championship game-record 384 yards and a record four touchdown passes, including three in the final 31 minutes, to lead Penn State to its fourth Big Ten Championship and first since 2008. Accordingly, McSorley was named the Grange-Griffin Most Valuable Player.

Penn State fell behind 28-7 with 5:15 remaining in the second quarter but rallied for its fourth double-digit comeback of the season, a program first, by outscoring Wisconsin, 24-3 in the second half.

DaeSean Hamilton and Saeed Blacknall were McSorley's top targets, as Hamilton caught eight passes for 118 yards and Blacknall caught six passes for a Big Ten Championship Game record 155 yards and two touchdowns. Blacknall had a 40-yard touchdown reception with 58 seconds remaining in the first half to bring the Lions within two touchdowns, 28-14, and then he caught a 70-yard touchdown on Penn State's first play of the second half to bring the Lions within one score, 28-21. Saquon Barkley scored the game-clinching touchdowns, rushing for a yard to the goal line with 4:22 remaining in the third quarter to tie the game at 28-28, and then hauling in the go-ahead score on an over-the-shoulder 18-yard touchdown pass with 13:41 to go to put the Lions ahead for good, 35-31.

Tyler Davis added a field goal with 5:14 remaining for a 38-31 lead, and the Nittany Lions withstood the Badgers' last offensive push, as Grant Haley stopped Wisconsin's Corey Clement on fourth-and-1 at the Penn State 24 with 1:01 remaining.



TEAM STATISTICS

	WIS	PSU
First Downs	22	21
Rushing Yards	241	51
Passing Yards	174	384
Passing (C-A-Int)	16-21-0	22-31-0
Total Offense	415	435
Plays	70	60
Fumbles (#-Lost)	2-0	2-2
Penalties (#-Yards)	4-40	3-25
Possession Time	36:57	23:03
3rd Down Conv.	5-12	3-10
Red-Zone	3-3	3-3
Touchdowns	2	2
Field Goals	1	1

GAME LEADERS

* Top performers from each school based on yardage.

PENN STATE		WISCONSIN	
Passing			
Trace McSorley	22-of-31 for 384 yds 4 TD/0 INT	Bart Houston	16-of-21 for 174 yds 0 TD/0 INT
Rushing			
Saquon Barkley	19 for 88 yds, 1 TD	Corey Clement	21 for 164 yds, 1 TD
Andre Robinson	3 for 7 yds	Bradwick Shaw	15 for 62 yds
Receiving			
Saeed Blacknall	6 for 155 yds, 2 TD	Jazz Peavy	4 for 53 yds
DaeSean Hamilton	8 for 118 yds	Dare Ogunbowale	4 for 28 yds
Tackles (U-A-Total)			
Brandon Bell	10-3-13	Vince Biegel	6-2-8
Marcus Allen	6-5-11	Ryan Connelly	6-2-8

OTHER

Date	Dec. 3, 2016
Location	Indianapolis, Ind.
Stadium	Lucas Oil Stadium
Attendance	65,018
Time of Game	3:29
Penn State	11-2, 8-1 Big Ten
Wisconsin	10-3, 7-2 Big Ten

WISCONSIN NOTES

WINNING THE WEST

- Penn State has won its last nine games against Big Ten West Division opponents, dating back to an overtime win over Minnesota on Oct. 1, 2016.
- The streak includes Penn State's Big Ten Championship Game victory over Wisconsin in 2016 and three wins over Iowa.
- Wisconsin is Penn State's third and final scheduled West Division opponent this season.

PENN STATE VS. BIG TEN

- Penn State has won 19 out of its last 24 games against Big Ten opponents.
- Penn State won 13 consecutive games against Big Ten opponents from 2016-17, breaking its record of 12 from 1993-94.
- Penn State owns a 211-104-3 mark against Big Ten Conference teams since the Nittany Lions first opposed Ohio State in 1912.
- The Nittany Lions began play as a member of the Big Ten Conference in 1993 and have a 130-78 mark.
- Penn State played 109 games vs. the current Big Ten alignment when either or both Penn State itself (prior to 1993) or the opponent (Nebraska prior to 2011; Maryland and Rutgers prior to 2014) was not yet a member of the Big Ten. The Nittany Lions went 80-26-3 in those games.

Opponent	Record	1st Meeting	Last Meeting
Illinois	19-5	1954	2018
Indiana	21-1	1993	2018
Iowa	16-12	1930	2018
Maryland	38-2-1	1917	2017
Michigan	8-14	1993	2018
Michigan State	15-17-1	1914	2018
Minnesota	9-5	1993	2016
Nebraska	8-9	1920	2013
Northwestern	14-5	1993	2017
Ohio State	14-20	1912	2018
Purdue	14-3-1	1951	2016
Rutgers	26-2	1918	2017
Wisconsin	9-9	1953	2016

NITTANY LION FROM WISCONSIN

- DT **Robert Windsor** - Fond du Lac/Fond du Lac

PENN STATE-WISCONSIN CONNECTIONS

- PSU senior RB **Mark Allen** and sophomore DE **Shane Simmons** and Wisconsin running back Taiwan Deal played together at DeMatha Catholic High School in Maryland.
- PSU sophomore OL **Alex Gellerstedt** and Wisconsin sophomore OLB Griffin Grady played together at Dublin Coffman High School in Ohio.
- PSU redshirt freshman QB **Sean Clifford** and Wisconsin freshman QB Chase Wolf both attended Saint Xavier High School in Cincinnati, Ohio.
- PSU freshmen DT **PJ Mustipher** and OL **Will Knutsson** and Wisconsin sophomore S Eric Burrell played together at McDonogh School in Maryland.
- Wisconsin junior QB Alex Hornibrook is the younger brother of former Penn State women's swimming & diving captain Mackenzie Hornibrook.
- Penn State special teams coordinator, **Phil Galiano**, and Wisconsin inside linebackers coach, Bob Bostad, were both on the Tampa Bay Buccaneers coaching staff during the 2012-13 football season.

THON DAY

- Penn State is celebrating THON, the largest student-run philanthropy in the world.
- Penn State will wear "THON" stickers on its helmets and the Penn State student section will turn yellow.
- Football alum Devon Still and his daughter, Leah, who fought and defeated pediatric cancer, will serve as the honorary game captains.
- THON has raised more than \$147,000,000 in its history to benefit the Four Diamonds Fund.

HIGHLIGHTS

PENN STATE IN THE RANKINGS

- Penn State is ranked No. 20 in the Amway Coaches Poll and No. 21 in the Associated Press poll.
 - Penn State was ranked No. 14 in the initial 2018 College Football Playoff Rankings.
 - Penn State's 35-straight weeks in the AP Top 25 is the fifth-longest active streak in FBS.
 - Penn State has been ranked in the last 12 CFP rankings, dating back to its first-ever appearance in the first poll of the 2016 season.
- See National Polls on Page 7**

BOWLING AGAIN

- Penn State became bowl eligible when it defeated Iowa for its sixth win of the season.
- The Lions have appeared in 48 bowl games in program history, tied for ninth-highest among FBS schools at the start of the season.

FRANKLIN SET TO BOWL AGAIN

- Head coach **James Franklin** has guided his teams to bowl appearances in each of his eight seasons as a head coach (3 at Vanderbilt; 5 at Penn State).
- He is one of seven active head coaches who have earned bowl eligibility in their first eight or more consecutive seasons on the job.

Bowl Eligibility First 8+ Seasons

#	Coach	Team(s); Years
17*	Mark Richt	Miami/Georgia; 2001-17
13*	Chris Petersen	Boise State/Washington; 2006-pres.
11	Bronco Mendenhall	BYU; 2005-15
11*	Dabo Swinney	Clemson; 2008-pres.
10	Mike Leach	Texas Tech; 2000-09
8	Kyle Whittingham	Utah; 2004-11
8*	James Franklin	Vanderbilt/PSU; 2011-pres.
7*	David Shaw	Stanford; 2011-17

* Bowl eligible this season *One win shy of 2018 eligibility

MILESTONE WATCH

- **Trace McSorley** is 2 TDs shy of 100 career touchdowns responsible for.
- ... 127 yards shy of the PSU career QB rushing record of 1,637 yards held by Michael Robinson (2002-05).
- ... 195 yards shy of the PSU career QB season record of 806 held by Michael Robinson (2005).
- ... 289 yards shy of 2,000 passing yards on the season.
- ... 45 completions shy of 700 career completions.
- ... 389 yards shy of 1,000 rushing yards this season.
- **Juwan Johnson** is 23 receptions shy of 100 career receptions.
- **Miles Sanders** is 152 yards shy of 1,000 rushing yards on the season.
- **Tommy Stevens** is 54 yards shy of 500 career rushing yards.

See Records Watch on Pages 26-29

McSORLEY A MAXWELL SEMIFINALIST

- QB **Trace McSorley** is among 20 semifinalists for The Maxwell Award.
- The Maxwell Award has been given to America's College Player of the Year since 1937.
- Penn State is tied for the national lead among all schools with its seven Maxwell Award winners.

RECORD BREAKDOWN

Overall Record	6-3
Day Games	4-2
Night Games (6 p.m. or later)	2-1
TV Games	0-0
ABC	2-1
BTN	1-1
ESPN	1-1
FS1	2-0
Scoring First	5-2
Opponent Scoring First	1-1
Leading at the Half	4-2
Trailing at the Half	0-1
Tied at the Half	2-0
Leading after Third Qtr.	6-1
Trailing after Third Qtr.	0-2
Tied after Third Qtr.	0-0
Overtime Games	1-0
Scoring less than 20 pts	0-2
Scoring 20-29 points	0-1
Scoring 30-39 Points	2-0
Scoring 40+ Points	4-0
Allowing 10 points or less	2-0
Allowing 11-20 points	0-0
Allowing 21-30 points	3-2
Allowing 31+ points	1-1
Rushing for less than 100 yds	0-1
Rushing for 100-199 yds	2-0
Rushing for 200-299 yds	3-2
Rushing for 300+ yds	1-0
Passing for less than 200 yds	2-2
Passing for 200-299 yds	3-1
Passing for 300-399 yds	1-0
Passing for 400+ yds	0-0
Totaling less than 300 yds total offense	0-1
300-399 yds of total offense	2-1
400-499 yds of total offense	2-1
500+ yds of total offense	2-0
Allowing less than 100 yds rushing	1-0
Allowing more than 100 yds rushing	5-3
Allowing less than 300 yds total offense	1-0
Allowing 300+ yds total offense	5-3
Having a 100-yd rusher	3-2
Having two 100-yd rushers	0-0
Not having a 100-yd rusher	3-1
Opp. having a 100-yd rusher	3-0
No turnovers	1-0
1-3 turnovers	5-3
4+ turnovers	0-0
No takeaways	1-1
1 or 2 takeaways	3-2
3 or more takeaways	2-0
More than 30:00 of possession	0-1
Less than 30:00 of possession	6-2

RANKINGS COMPARISON

PSU	FBS	Conf	Stat	Conf	FBS	UW
34.2	110	11	3rd Down Offense Pct.	4	23	45.2
35.3	41	5	3rd Down Defense Pct.	9	72	39.3
53.5	113	12	Completion Pct.	7	81	58.3
27.05	8	2	Kick Return Avg.	11	98	18.65
221.2	80	9	Passing Offense	11	110	174.2
216.3	51	6	Passing Defense	4	30	193.3
9.11	67	6	Punt Return Avg.	7	70	8.89
76.9	25	1	Red Zone Defense	3	39	80.0
94.6	8	2	Red Zone Offense	3	9	94.1
172.2	79	10	Rushing Defense	7	61	159.4
207.9	34	6	Rushing Offense	1	4	273.0
24.4	49	7	Scoring Defense	4	25	20.9
37.2	23	2	Scoring Offense	5	49	31.0
3.22	9	1	Team Sacks	12	114	1.33
26:51	122	14	Time of Possession	4	15	32:45
388.6	59	7	Total Defense	5	35	352.8
429.1	49	5	Total Offense	4	34	447.2
-1	75	9	Turnover Margin	5	41	+3

10 2018 PENN STATE FOOTBALL

WINNINGEST PROGRAMS

In its 132nd season of varsity football, Penn State has posted 884 victories to rank No. 8 in the nation. The Lions' success is not solely due to longevity though, as Penn State also ranks in the top 10 in all-time winning percentage.

As of Nov. 4, 2018.

TOTAL VICTORIES

1. Michigan (139)	Big Ten	951
2. Ohio State (129)	Big Ten	906
3. Texas (130)	Big 12	904
4. Alabama (124)	SEC	900
5. Nebraska (129)	Big Ten	895
6. Notre Dame (130)	Independent	895
7. Oklahoma (124)	Big 12	892
8. PENN STATE (132)	Big Ten	884
9. USC (125)	Pac-12	839
10. Tennessee (122)	SEC	837

WINNING PERCENTAGE (YEARS - MIN. 25 IN D1)

1. Michigan (139)	Big Ten	.730
2. Boise State (51)	Mountain West	.728
3. Ohio State (129)	Big Ten	.72624
4. Notre Dame (130)	Independent	.72619
5. Alabama (124)	SEC	.725
6. Oklahoma (124)	Big 12	.724
7. Texas (126)	Big 12	.705
8. USC (125)	Pac-12	.701
9. Nebraska (129)	Big Ten	.692
10. PENN STATE (132)	Big Ten	.688
11. Florida State (72)	ACC	.677
12. Tennessee (122)	SEC	.676
13. Georgia (125)	SEC	.653
14. LSU (125)	SEC	.651
15. Appalachian State (89)	Sun Belt	.640

THE ALL-TIME AP COLLEGE FOOTBALL POLL

The Associated Press updated its "All-Time AP Poll" this summer. Its formula counted poll appearances (1 point), No. 1 rankings (2 points) and AP championships (10 points). The first poll was in 1936. Entering 2018, Penn State was ranked 613 times (54% of all polls), have been voted No. 1 19 times and won two AP National Championships.

1. Ohio State	Big Ten	1,144
2. Alabama	SEC	1,093
3. Oklahoma	Big 12	1,086
4. Notre Dame	Independent	1,058
5. USC	Pac-12	996
6. Michigan	Big Ten	920
7. Nebraska	Big Ten	913
8. Texas	Big 12	827
9. Florida State	ACC	734
10. Florida	SEC	695
11. LSU	SEC	681
12. PENN STATE	Big Ten	671
13. Miami	ACC	665
14. Tennessee	SEC	638
15. Auburn	SEC	596
16. Georgia	SEC	593
17. UCLA	Pac-12	537
18. Washington	Pac-12	462
19. Clemson	ACC	459
20. Texas A&M	SEC	459
21. Michigan State	Big Ten	458
22. Arkansas	SEC	418
23. Wisconsin	Big Ten	367
24. Pittsburgh	ACC	358
25. Iowa	Big Ten	335

MILESTONES ACHIEVED

- **Trace McSorley** surpassed 9,000 career passing yards with 83 at Michigan.
- ... 10,000 career yards of total offense with 327 at Indiana.
- ... 1,000 career passing attempts with 32 against Michigan State.
- ... 1,000 career rushing yards with 54 yards against Kent State.
- ... 600 career completions with 16 against Ohio State.
- Head coach **James Franklin** coached his 100th career game against Iowa.
- **Juwan Johnson** surpassed 1,000 career receiving yards with 72 at Indiana.
- **Miles Sanders** surpassed 1,000 career rushing yards with 162 against Michigan State.
- **DeAndre Thompkins** surpassed 1,000 career receiving yards with 101 against Kent State.
- ... surpassed 500 career punt return yards with a 29-yard return against App State.

STREAKING

- Penn State has won its last nine games against Big Ten West Division opponents.
- Redshirt freshman WR **KJ Hamler** has a reception in all nine games of his career.
- True freshman TE **Pat Freiermuth** has a reception in his last eight games.
- True freshman K **Jake Pinegar** has made his last six field goals.
- Sophomore DE **Yetur Gross-Matos** has at least a half-sack in each of his last four games.

WINNING WAYS

- Penn State is 26-6 in its last 32 games, the best span since going 26-6 from the start of the 2008 season to the first five games of 2010.
- Penn State is 28-8 over the past three seasons (2016-18), for the 11th-best record in FBS.
- Dating back to 2015, Penn State has won 23 of its last 26 home games.
- Penn State's 42 wins over the last five years (2014-18) rank tied for 15th in FBS and third in the Big Ten (Ohio State, 57; Wisconsin, 51; Michigan State 42).
- Penn State's 84 wins over the last 10 years (2009-18) rank tied for 18th in FBS and fourth in the Big Ten (Wisconsin, 100; Ohio State, 98; Michigan State, 90).
- Penn State's 128 wins over the last 15 years rank tied for 16th in FBS and third in the Big Ten (Ohio State, 149; Wisconsin, 147).
- Penn State and Wisconsin are the only Big Ten teams to have posted a winning season in the last 13 consecutive years.
- Penn State is one of eight teams (USC, LSU, Florida State, Wisconsin, Oklahoma, Oregon, Virginia Tech) in the Autonomy Five to have a winning record each of the last 13 years.
- Overall in the FBS, Penn State is one of nine teams with a winning record in each of the last 13 years (Boise State).

SECOND-HALF TEAM

- Penn State is third in FBS in scoring offense in the second half, averaging 21.56 points. Clemson leads averaging 24.22 points.
- Penn State is also second in FBS in fourth-quarter scoring, averaging 13.00 points. Houston leads averaging 14.33 points.
- For the season, Penn State is outscoring opponents 181-111 in the second half. The plus-8.44 points per game margin in the second half ranks tied for eighth in FBS. (Per Coaches by the Numbers)

STREAKS HALTED

- Michigan snapped a four-game road winning streak for Penn State.
- At Michigan, Penn State was shutout in the first half for the first time since the 2016 game at Michigan, a string of 31 games.
- Penn State trailed Michigan 14-0 at the half, the first time trailing at the break since Sept. 23, 2017 against Iowa (17-straight games).
- Penn State had four games decided by six points or less (Ohio State, 26-27; Michigan State, 17-21; Indiana, 33-28; Iowa, 30-24). The last time the Nittany Lions played four consecutive games decided by six points or less was 1894 (at Navy, 6-6 on Nov. 10; vs. Bucknell, 12-6 on Nov. 17; at Washington & Jefferson, 6-0 on Nov. 23; at Oberlin, 9-6 on Nov. 24).
- Penn State last played four consecutive games decided by seven points or less in 1985 (at Maryland, 20-18 on Sept. 7; Temple, 27-25 on Sept. 14; East Carolina, 17-10 on Sept. 21; at Rutgers, 17-10 on Sept. 28; Alabama, 19-17 on Oct. 12; at Syracuse, 24-20 on Oct. 19).
- Penn State has played five games decided by seven or less points in 2018 and owns a 3-2 record in those games. It earned wins over Appalachian State (45-38, OT), Indiana (33-28) and Iowa (30-24), while falling to Ohio State (26-27) and Michigan State (17-21).
- Before the loss to Michigan this season, the Nittany Lions' last five losses were by a total of 12 points (2016: USC - 3 points; 2017: Ohio State - 1 point, Michigan State - 3 points; 2018: Ohio State - 1 point, Michigan State - 4 points), which is the smallest margin of defeat over five losses in program history.
- The 2016 loss to USC in the Rose Bowl and 2017 Michigan State loss came on field goals as time expired.
- Ohio State took leads with 1:48 remaining (2017) and 2:03 remaining (2018).
- Michigan State took its first lead in 2018 on a touchdown with 19 seconds remaining.

ON TV

- Penn State has had 302 of its last 304 games televised, including 194 consecutive games.
- Over the last 14 seasons, every Penn State game has aired on either ABC, FOX, BTN, NBC or an ESPN channel.

AT THE START

Opponent	Coin Toss	Choice	PSU 1st Drive	Opponent 1st Drive	Game Captains
APPALACHIAN STATE	PSU	Receive	Touchdown	KO Return TD	Trace McSorley, Nick Scott, Blake Gillikin, Shareef Miller
at Pittsburgh	Pitt	Receive	Touchdown	Three-and-out (punt)	Trace McSorley, Nick Scott, Blake Gillikin
KENT STATE	KSU	Defer - PSU Received	Touchdown	Touchdown	Trace McSorley, Nick Scott, Blake Gillikin
at Illinois	ILL	Defer - PSU Received	Fumble Lost	Three-and-out (punt)	Trace McSorley, Nick Scott, Blake Gillikin
OHIO STATE	PSU	Receive	Punt	Punt	Trace McSorley, Nick Scott, Blake Gillikin
MICHIGAN STATE	PSU	Defer - MSU Received	Fumble Lost	Punt	Trace McSorley, Nick Scott, Blake Gillikin
at Indiana	PSU	Receive	Touchdown	Touchdown	Trace McSorley, Nick Scott, Blake Gillikin
IOWA	PSU	Receive	Three-and-out (Blocked punt, safety)	Field Goal	Trace McSorley, Nick Scott, Blake Gillikin
at Michigan	MICH	Defer - PSU Received	Punt	Touchdown	Trace McSorley, Nick Scott, Blake Gillikin, Shareef Miller
WISCONSIN					
at Rutgers					
MARYLAND					

McSORLEY MAKES HIS MARK

- QB **Trace McSorley** owns Penn State career records for passing yards (9,080), 300-yard passing games (10), 200-yard passing games (26), rushing touchdowns by a quarterback (27), passing touchdowns (71), total offense (10,590) and touchdowns responsible for (98).
- McSorley also presently holds Penn State's career passing efficiency records (146.3).
- McSorley is the first Penn State quarterback to throw for 9,000 career yards and the 14th in Big Ten history.
- McSorley has 1,098 career passing attempts to rank second on Penn State's career list. Next on the list is Christian Hackenberg with 1,235 attempts (2013-15).
See Records Watch on Pages 26-29

McSORLEY EARNS NFF SCHOLAR HONORS

- QB **Trace McSorley** has been selected to the 2018 National Football Foundation's (NFF) Scholar-Athlete Class for his performance on the field, in the classroom and in the community.
- He is now one of 13 finalists for the 2018 William V. Campbell Trophy®, which annually recognizes an individual as the absolute best football scholar-athlete in the nation.
See Season Honors on Page 11

HAMLER NAMED HORNUNG AWARD FINALIST

- Redshirt freshman wide receiver and return man **KJ Hamler** has been selected as one of the five finalists for the Louisville Sports Commission's Paul Hornung Award presented by Texas Roadhouse.
- This is the second-straight year a Penn State player has been named a finalist for the Paul Hornung Award, which was established in 2010. Saquon Barkley won the honor last season.
- The award is given annually by the Louisville Sports Commission to the most versatile player in major college football. This year's winner of the award will be announced Dec. 3 and be honored March 7, 2019 at a banquet at the Galt House Hotel in downtown Louisville.
- Hamler has 1,118 all-purpose yards this season with an average of 124.2 yards per game, which ranks 26th in FBS.
- The 17-person Paul Hornung Award National Selection Committee chose the finalists, with fans generating the 18th vote online. Fan voting for the winner, powered by Texas Roadhouse is open and continues through Dec. 3, 2018, at paulhornungaward.com and will count as the 18th vote. Fans can vote once every 24 hours for their favorite among the five finalists.
See Season Honors on Page 11

FANS FLOCK TO BEAVER STADIUM

- Penn State is second in FBS in average attendance with 106,916 per game after five home games. Michigan is first averaging 110,840 fans per game, while Alabama is third averaging 101,402 fans per game.
- Penn State's cumulative total of 534,578 is the most through the first four games since 539,485 attended the first five games of the 2008 season.
- The attendance for the Ohio State game of 110,889 earlier this season is a Beaver Stadium record, breaking the previous mark of 110,823 vs. Michigan in 2017. It is also the sixth-largest crowd to watch Penn State play (home or away).
- The Penn State Student Section sold out more than 21,000 tickets in just 48 minutes, highlighted by the sold-out allotments of the senior (3), junior (4), sophomore (6) and freshmen (9) classes in less than 10 minutes each.
- The Penn State Student Section has consistently sold out for four decades, showing the unwavering passion and dedication of Penn State students.
- Penn State sold more than 6,300 new season football tickets for the 2018 campaign.
- Recognized as one of the nation's premier game day atmospheres, the passionate and loyal students, alumni and fans filling Beaver Stadium have Penn State bucking the attendance trends among FBS games nationally, which saw an average per game decline of 1,409 fans this past season.
See Happy Valley on Page 19

ON YOUR TV

- Penn State's game against Ohio State in Week 5 is the second most-watched college football game of the season and was the most watched game until Week 10 (as of ratings announced through Week 10).
- The game's average viewership of nearly 9.2 million was ABC's highest regular-season audience since its 2017 Kickoff Weekend record-breaking audience for Florida State vs. Alabama (56 games prior) and ranks in the top five most-watched September games on ABC in the last decade.
- Penn State's Week 9 game against Iowa and Week 10 game at Michigan generated cable's largest audiences for a late afternoon kickoff this season. The Iowa game generated a then season-high Nielsen total live audience of 3,267,000 viewers, an impressive 188% increase over the similar game window last season, but the game at Michigan the following week superseded it with 4,252,000 viewers.

2018 Most Watched Games

Rk.	Net.	Audience	Wk	Game
1.	CBS	11,543,000	10	Alabama at LSU
2.	ABC	9,159,000	5	Ohio State at Penn State
3.	ABC	7,244,000	3	Ohio State vs. TCU
4.	NBC	7,107,000	1	Michigan at Notre Dame
5.	ABC	6,562,000	1	Miami vs. LSU
6.	ABC	6,368,000	8	Ohio State at Purdue
7.	CBS	6,347,000	9	Florida vs. Georgia
8.	ABC	6,103,000	7	Wisconsin at Michigan
9.	CBS	5,955,000	3	LSU at Auburn
10.	ESPN	5,746,000	1	Virginia Tech at Florida State

WELCOME TO THE GAME

- WR **Mac Hippenhammer** and K **Justin Tobin** made their first career starts at Michigan. They are one of 15 players to make their first career start this season. Tobin also made his first career appearance, making him the 34th Nittany Lion to make their collegiate debut this season.
- S **Jonathan Sutherland** made his first career start against Iowa.
- Against Ohio State, WR **Dan Chisena**, made his first career appearance and TE **Pat Freiermuth** made his first start.
- S **Drew Hartlaub** made his first career appearance at Illinois.
- WR **Jahan Dotson**, WR **Justin Shorter**, CB **Trent Gordon**, DE **Jayson Oweh**, RB **Journey Brown**, LB **Max Chizmar**, TE **Zack Kuntz**, WR **Daniel George**, DT **Damion Barber**, LB **Brelin Faison-Walden** and DT **Evan Presta** made their debuts against Kent State.
- QB **Sean Clifford** and OL **Des Holmes** made their first career appearances in Week 2 at Pitt and CB **Tariq Castro-Fields** made his first career start.
- Making their debuts during the opening week against App State were: LB **Ellis Brooks**, CB **Jabari Butler** (transfer, PSU debut), K **Rafael Checa**, TE **Danny Dalton**, TE **Pat Freiermuth**, WR **KJ Hamler**, DT **Fred Hansard**, WR **Mac Hippenhammer**, CB **Donovan Johnson**, LB **Jesse Luketa**, OL **Mike Miranda**, DT **PJ Mustipher**, LB **Micah Parsons**, K **Jake Pinegar**, RB **Ricky Slade**, WR **Cam Sullivan-Brown**, DE **Nick Tarburton** and OL **C.J. Thorpe**.
- Fifteen true freshmen have seen time for Penn State: CB **Trent Gordon**, DE **Jayson Oweh**, WR **Daniel George**, WR **Jahan Dotson**, WR **Justin Shorter**, OL **Rasheed Walker**, TE **Zack Kuntz**, K **Rafael Checa**, TE **Pat Freiermuth**, LB **Jesse Luketa**, DT **PJ Mustipher**, LB **Micah Parsons**, K **Jake Pinegar**, RB **Ricky Slade**, DE **Nick Tarburton**.
- Ten Nittany Lions made their first career start during the opening week against App State: TE **Jonathan Holland**, C **Michal Menet**, WR **KJ Hamler**, DT **Fred Hansard**, DE **Yetur Gross-Matos**, MLB **Jan Johnson**, CB **Amani Oruwariye**, S **Garrett Taylor**, PK **Jake Pinegar** and KO **Rafael Checa**.

SEASON HONORS**RYAN BATES, OFFENSIVE LINE**

Pro Football Focus National Team of the Week (Week 2)
Pro Football Focus Big Team of the Week (Week 2, 4)

ELLIS BROOKS, LINEBACKER

Pro Football Focus Big Ten Team of the Week (Week 2,4)

TARIQ CASTRO-FIELDS, CORNERBACK

Pro Football Focus Big Ten Team of the Week (Week 3)

JAMES FRANKLIN, HEAD COACH

Dodd Award Midseason Watch List (Top Coach)

WILL FRIES, OFFENSIVE LINE

Pro Football Focus National Team of the Week (Week 4)
Pro Football Focus Big Ten Team of the Week (Week 4)

YETUR GROSS-MATOS, DEFENSIVE END

Big Ten Defensive Player of the Week (Week 9)

KJ HAMLER, WIDE RECEIVER

Paul Hornung Award Finalist
Big Ten Freshman of the Week (Week 5)
Paul Hornung Weekly Honor Roll (Week 2, 5)
Pro Football Focus Big Ten Team of the Week (Week 5)

TRACE McSORLEY, QUARTERBACK

Maxwell Award Semifinalist (National Player of the Year)
William V. Campbell Trophy Finalist
National Football Foundation Scholar-Athlete Senior CLASS Award Top 30 Candidate
Johnny Unitas Golden Arm Award Top 10 (Top QB on and off field)
Pro Football Focus Midseason All-Big Ten First Team
Pro Football Focus Big Ten Team of the Week (Week 3, 5)
Rose Bowl Game Player of the Week (Week 5)
Reese's Senior Bowl Senior of the Week (Week 5)

MICAH PARSONS, LINEBACKER

247Sports True Freshman All-America Team
ESPN Freshman Midseason All-America Team

AMANI ORUWARIYE, CORNERBACK

Paycom Jim Thorpe Award Semifinalist (Top DB)
Pro Football Focus Midseason All-Big Ten First Team
Pro Football Focus Big Ten Team of the Week (Week 2)

MILES SANDERS, RUNNING BACK

Maxwell Award Watch List (National Player of the Year)
Pro Football Focus National Team of the Week (Week 4)
Pro Football Focus Big Ten Team of the Week (Week 2, 4)
Big Ten Co-Offensive Player of the Week (Week 4)
Rose Bowl Game Big Ten Player of the Week (Week 4)

JONATHAN SUTHERLAND, SAFETY

Pro Football Focus Big Ten Team of the Week (Week 4)

DeANDRE THOMPSON, WIDE RECEIVER

Pro Football Focus Big Ten Team of the Week (Week 3)

SHAKA TONEY, DEFENSIVE END

ESPN College Football Final Helmet Sticker (Week 8)
Pro Football Focus Big Ten Team of the Week (Week 8)

TRACE McSORLEY

WHAT WE'RE WATCHING

- Senior QB **Trace McSorley** is a candidate for several awards.
- McSorley is one of 20 semifinalists for the **Maxwell Award** (National Player of the Year). The Maxwell Award, named in honor of Robert W. "Tiny" Maxwell, has been given to America's College Player of the Year since 1937. Penn State is tied for the national lead among all schools with its seven Maxwell Award winners.
- McSorley has been selected to the 2018 National Football Foundation's (NFF) Scholar-Athlete Class for his performance on the field, in the classroom and in the community. He is now one of 13 finalists for the 2018 **William V. Campbell Trophy**, which annually recognizes an individual as the absolute best football scholar-athlete in the nation.
- McSorley is the 18th Nittany Lion to be selected as an NFF Scholar-Athlete.
- The 13 finalists, selected from 179 semifinalists from NCAA Division I, II, III and the NAIA programs, will each receive an \$18,000 postgraduate scholarship as a member of the 60th NFF National Scholar-Athlete Class, and they will travel to New York City for the 61st NFF Annual Awards Dinner on Tuesday, Dec. 4.
- McSorley is among the top-10 finalists for the **Johnny Unitas Golden Arm Award** (nation's top quarterback). The Golden Arm Award is presented at the end of each football season and the winner is selected based on his accomplishments both on and off the field. Candidates must be a college senior or fourth-year junior on schedule to graduate.
- McSorley is also a nominee for the **Walter Camp Award** (National Player of the Year) and **Manning Award** (nation's top quarterback).
- The Walter Camp Trophy is awarded to the outstanding player of the year who has exemplified the qualities of self-discipline, unselfish team play, desire to excel, mature judgment and respect for leadership. Penn State has two Walter Camp winners in John Cappelletti, who won the award in 1973, and Larry Johnson, who claimed the honor in 2002.
- Prior to the 2004 college football season, the Manning Award was created by the Allstate Sugar Bowl in honor of the college football accomplishments of Archie, Peyton and Eli Manning. It is the only college football quarterback award that includes the candidates' bowl performances in its balloting; therefore, it is presented annually following the completion of the bowl season.
- McSorley was a nominee for the **Davey O'Brien National Quarterback Award** is presented annually to the nation's best college quarterback and is the oldest and most prestigious national quarterback award. Todd Blackledge (1982) and Kerry Collins (1994) are the Lions that have claimed the Davey O'Brien Award.
- McSorley was among 30 candidates eligible for the **Senior CLASS Award**. A student-athlete must be classified as an NCAA Division I FBS senior and have notable achievements in four areas of excellence: community, classroom, character and competition. The complete list of candidates follows this release. **See "McSorley More Than Football" and Season Honors on Page 11**
See Preseason Honors on Page 20

PENN STATE RECORD COUNTDOWN

SEASON RUSHING YARDS (QB)

195 YDS TO GO

McSorley is pursuing Michael Robinson for the Penn State single-season record (806; 2005). McSorley has rushed for a career-high 611 yards this season.

CAREER RUSHING YARDS (QB)

127 YDS TO GO

McSorley is pursuing Michael Robinson for the Penn State record (1,637; 2002-05). McSorley is just the second Penn State quarterback to rush for 1,000 yards, currently totaling 1,510.

WINS AS A STARTING QB

1 WIN TO GO

McSorley is pursuing Todd Blackledge (1980-82) and Tony Sacca (1988-91) for the Penn State record of 29.

CAREER PASSING COMPLETIONS

38 COMP TO GO

McSorley is pursuing Christian Hackenberg for the Penn State record (693; 2013-15). McSorley is just the fourth Penn State QB to surpass 500 career completions, currently totaling 655.

CAREER PASSING ATTEMPTS

137 ATT TO GO

McSorley is currently pursuing Christian Hackenberg for the Penn State record (1,235; 2013-15). McSorley is just the third Penn State QB to surpass 1,000 passing attempts, currently totaling 1,098.

CAREER INTERCEPTION PCT.

0.7 OFF

Only 2.09 percent of McSorley's career passes have been intercepted, which just trails the record held by Wally Richardson (2.02; 1992, 94-96).

CAREER COMPLETION PCT.

0.5 OFF

McSorley has completed 59.7 percent of his passes, just trailing Darryl Clark's 60.2 percent completion rate (2006-09).

CAREER YARDS PER PASS ATTEMPT

0.6 OFF

McSorley is averaging 8.3 yards per pass attempt for his career, which trails the record held by Mike McQueary (8.9; 1994-97).

CAREER PASSING EFFICIENCY

HOLDS

McSorley owns a 146.3 pass efficiency rating, currently besting Mike McQueary's rating (145.6; 1994-97).

CAREER PASSING YARDS

ACCOMPLISHED

McSorley broke the previous record of 8,457 yards passing set by Christian Hackenberg (2013-15) with 192 yards against Michigan State. He now has 9,080 career yards.

CAREER PASSING TOUCHDOWNS

ACCOMPLISHED

McSorley shattered the previous record of 48 passing touchdowns set by Christian Hackenberg (2013-15), currently totaling 71.

CAREER RUSHING TOUCHDOWNS (QB)

ACCOMPLISHED

McSorley broke the previous record of 22 set by Darryl Clark (2007-09) with three touchdowns against Kent State in Week 3 this season. McSorley currently has 27 career rushing touchdowns.

CAREER TOTAL OFFENSE

ACCOMPLISHED

McSorley broke the previous record of 8,215 set by Christian Hackenberg (2013-15). McSorley has totaled 10,590 career total offense yards.

CAREER 300-YARD PASSING GAMES

ACCOMPLISHED

McSorley broke the previous record of nine set by Christian Hackenberg (2013-15) with 342 yards in last season's Fiesta Bowl. McSorley has totaled 10 career 300-yard passing games.

CAREER 200-YARD PASSING GAMES

ACCOMPLISHED

McSorley broke the previous record of 21 set by Christian Hackenberg (2013-15) with a 342-yard performance in last season's Fiesta Bowl. McSorley has totaled 26 career 200-yard passing games, including four this season.

CAREER TDs RESPONSIBLE FOR

ACCOMPLISHED

McSorley is responsible for 98 touchdowns in his career, smashing the previous record of 65 held by Darryl Clark (2006-09).

TRACE McSORLEY

McSORLEY MAGIC

3000 x 2

McSorley is the first player in Penn State history with two 3,000-yard passing seasons. He recorded 3,570 yards in 2017 (second in Penn State history) and 3,614 yards in 2016 (Penn State record).

611

McSorley has totaled 611 rushing yards through eight games in 2018, which bests his previous single-season totals and is the second highest total by Penn State quarterback all-time. McSorley owns three of the top five single-season rushing totals by a quarterback in program history.

461

McSorley registered a Penn State record 461 yards of total offense (286 passing, 175 rushing) against Ohio State this season. McSorley owns six of the 10 best total offense marks in the Nittany Lion annals.

300 & 200

McSorley's five games with 300 or more passing yards set a season record in 2016 that he tied in 2017. McSorley's 11 games with 200 or more passing yards in 2017 tied the Penn State record he tied in 2016 and Matt McGloin set in 2012.

284

With 284 completions in 2017, McSorley broke the Penn State season completions record of 270 held by McGloin (2012) and Christian Hackenberg (2014).

175

McSorley rushed for 175 yards this season against Ohio State for the second-highest total by a quarterback in Penn State history and the most since 1913.

36 & 39

McSorley broke his own season touchdowns responsible for record of 36 set in 2016 with 39 in 2017.

28 & 29

McSorley owns the top-two single-season passing touchdown totals in Penn State history, as his 28 passing touchdowns in 2017 trails only his 29 passing TDs in 2016.

15

McSorley completed 15-straight pass attempts from the first quarter through the third quarter at Northwestern in 2017, breaking the Penn State record for consecutive completions. The previous record was set by Kerry Collins when he had 14-straight completions at Minnesota during the 1994 season.

7

School career records owned by McSorley: career passing yards (9,080), 300-yard passing games (10), 200-yard passing games (26), rushing touchdowns by a quarterback (27), passing touchdowns (71), total offense (10,590) and touchdowns responsible for (98). Additionally, McSorley presently holds Penn State's passing efficiency (146.3) record.



RANK HIM

McSORLEY AMONG ACTIVE LEADERS

- Among stat categories tracked by the NCAA, McSorley is the active career leader in five Big Ten statistical categories and ranks in the FBS top-10 in seven others.
- McSorley leads seven active quarterbacks with at least 5,000 yards passing and 1,000 yards rushing.

Name	School	Pass	Rush	TOT
Trace McSorley	Penn State	9,080	1,510	10,590
Eric Dungey	Syracuse	8,473	1,867	10,340
Nick Fitzgerald	Mississippi St.	5,692	3,325	9,017
Riley Neal	Ball State	7,393	1,363	8,756
Daniel Jones	Duke	7,114	1,145	8,259
Jalen Hurts	Alabama	5,450	1,945	7,395
Caleb Evans	ULM	5,785	1,262	7,047

LEADING A PRODUCTIVE OFFENSE

- Trace McSorley ranks third among quarterbacks who have led their team to an average of at least 30 points with 10 or more career starts.

Name	School	Starts	Points	PPG
McKenzie Milton	UCF	30	1,228	40.9
Justin Herbert	Oregon	24	953	39.7
Trace McSorley	Penn State	36	1,395	38.8
Will Grier	West Virginia	19	725	38.2
Brett Rypien	Boise State	45	1,624	36.1
Justice Hansen	Arkansas State	31	1,038	33.5
Mason Fine	North Texas	32	1,055	33.0
Jarrett Stidham	Auburn	26	839	32.3

CONSECUTIVE 3,000-YARD PASSING SEASONS

- **Trace McSorley** has thrown for more than 3,000 yards in each of the last two seasons, becoming the seventh quarterback in Big Ten history to do so.
- Drew Brees is the only quarterback in Big Ten history to eclipse 3,000 yards in three-straight seasons.

3,000 Passing Yards in Consecutive Seasons in Big Ten History

Name	School	Years (Yards)
Tony Eason	Illinois	1981 (3,360), 1982 (3,671)
Jim Everett	Purdue	1984 (3,256), 1985 (3,651)
Chuck Hartlieb	Iowa	1987 (3,092), 1988 (3,738)
Drew Brees	Purdue	1998 (3,983), 1999 (3,909), 2000 (3,668)
Curtis Painter	Purdue	2006 (3,985), 2007 (3,846)
Connor Cook	Michigan State	2014 (3,214), 2015 (3,131)
Trace McSorley	Penn State	2016 (3,614), 2017 (3,570)

FBS/BIG ACTIVE CAREER RANKINGS

2ND/1ST

98 TOTAL TDs RESPONSIBLE FOR

4TH/1ST

8.27 PASSING YARDS PER ATTEMPT

T-4TH/1ST

27 RUSHING TOUCHDOWNS (QB)

5TH/1ST

10,590 YARDS OF TOTAL OFFENSE

7TH/1ST

71 PASSING TOUCHDOWNS

7TH/2ND

9,080 PASSING YARDS

8TH/2ND

1,523 TOTAL PLAYS

13TH/2ND

6.95 YARDS OF TOTAL OFFENSE PER PLAY

13TH/3RD

655 PASSING COMPLETIONS

15TH/3RD

1,098 PASSING ATTEMPTS

T-20TH/2ND

27 RUSHING TOUCHDOWNS (OVERALL)

21ST/3RD

146.27 PASSING EFFICIENCY

23RD/2ND

59.7 COMPLETION PERCENTAGE

23RD/2ND

246.3 YARDS OF TOTAL OFFENSE PER GAME

24TH/2ND

211.2 PASSING YARDS PER GAME

NATIONAL NITS

Below is a list of Penn State players that rank among the top-100 individuals and top-50 teams in the most recent season statistical rankings. *Rankings listed NCAA/Big Ten Statistics current as of Nov. 4, 2018*

- P Blake Gillikin
 - Punting – 43.0 (35/5)
- DE Yetur Gross-Matos
 - Sacks – 0.79 (18/3)
 - Tackles For a Loss – 1.5 (17/2)
- WR/KR KJ Hamler
 - All Purpose Yards Per Game – 124.22 (26/4)
 - Combined Kick Returns – 569 (8/1)
 - Kickoff Returns – 26.9 (15/3)
 - Receiving Touchdowns – 5 (75/9)
 - Yards Per Reception – 18.46 (26/4)
- QB Trace McSorley
 - Passing Touchdowns – 12 (62/6)
 - Passing Yards – 1,711 (67/8)
 - Passing Yards Per Game – 190.1 (74/8)
 - Passing Yards Per Completion – 13.47 (22/1)
 - Points Responsible For – 126 (25/2)
 - Points Responsible For Per Game – 14.0 (27/2)
 - Rushing Yards Per Carry – 5.01 (83/9)
 - Rushing Touchdowns – 9 (24/2)
 - Rushing Yards – 611 (78/9)
 - Rushing Yards Per Game – 67.9 (85/9)
 - Total Offense – 258.0 (39/5)
 - Total Touchdowns – 9 (38/2)
 - Yards Per Pass Attempt – 7.01 (80/8)
- CB Amani Oruwariye
 - Interceptions Per Game – 0.2 (100/12)
 - Passes Defended – 1.4 (13/3)
 - Total Interceptions – 2 (65/12)
- K Jake Pinegar
 - Field Goal Percentage – .692 (69/9)
 - Field Goals Per Game – 1.00 (61/8)
 - Scoring – 7.7 (47/5)
 - Total Points Scored – 69 (42/5)
- CB John Reid
 - Passes Defended – 1.3 (23/4)
- RB Miles Sanders
 - All Purpose Yards Per Game – 107.67 (60/8)
 - Rush Yards Per Carry – 5.93 (34/5)
 - Rushing Touchdowns – 8 (36/5)
 - Rushing Yards – 848 (24/4)
 - Rushing Yards Per Game – 94.2 (34/4)
 - Total Touchdowns – 8 (64/6)
- S Nick Scott
 - Interceptions Per Game – 0.2 (100/12)
 - Total Interceptions – 2 (65/12)
- S Garrett Taylor
 - Interceptions Per Game – 0.2 (100/12)
 - Total Interceptions – 2 (65/12)
- DE Shaka Toney
 - Sacks – .56 (69/9)
- WR/PR DeAndre Thompkins
 - Punt Return Touchdowns – 1 (t-3/t-1)
 - Punt Returns – 10.1 (26/3)
- TEAM
 - Third Down Conversion Pct Defense – .353 (41/5)
 - Fewest Penalties – 49 (37/4)
 - Fewest Penalties Per Game – 5.44 (36/4)
 - Fewest Penalty Yards – 439 (34/4)
 - Fewest Penalty Yards Per Game – 48.78 (36/4)
 - Kickoff Returns – 27.05 (8/2)
 - Passes Had Intercepted – 6 (42/3)
 - Passes Intercepted – 9 (33/7)
 - Passing Yards Per Completion – 14.43 (16/2)
 - Punt Return Defense – 7.00 (49/8)
 - Red Zone Defense – .769 (25/1)
 - Red Zone Offense – .946 (8/2)
 - Rushing Offense – 207.9 (34/6)
 - Scoring Defense – 24.4 (49/7)
 - Scoring Offense – 37.2 (23/2)
 - Tackles For a Loss Allowed – 5.22 (38/6)
 - Team Passing Efficiency Defense – 110.45 (19/3)
 - Team Sacks – 3.22 (9/1)
 - Tackles for Loss – 7.4 (20/1)
 - Total Offense – 429.1 (49/5)

OFFENSE NOTES

MOVING THE BALL

- Penn State is the first and only FBS team to record two 90-plus yard plays from scrimmage this season.
- Penn State is third in the Big Ten in “big play” (15 or more passing yards and 12 or more rushing yards) percentage (15.79% of plays; 17th in FBS) and is fourth in the Big Ten in 12 or more-yard run percentage (13.43% of plays; 20th in FBS). (Per Coaches by the Numbers)
- Penn State ranks tied for ninth in FBS with 11 scoring drives of less than one minute.
- The Nittany Lions had 1,234 yards of total offense over the Kent State (643) and Illinois (591) games, which is the highest two-game total since posting 1,266 against Temple (605) an Rutgers (661) in 1995.
- Penn State’s 591 yards of total offense at Illinois rank fifth in program history in Big Ten games and are the fourth-best outing of **James Franklin’s** tenure.
- Penn State had 31 first downs against the Illini, the second-highest total under Franklin and the fourth-best total in the program’s Big Ten history.
- Penn State’s 643 total yards of offense against Kent State were the most by the Nittany Lions since having 661 yards of total offense at Rutgers in 1995.

TOTAL EFFORT FOR McSORLEY

- QB **Trace McSorley** owns the Penn State career passing yards record with 9,080 yards and ranks 13th in Big Ten history. Next on the Big Ten list are Michigan State’s Kirk Cousins (9,131; 2008-11) and Connor Cook (9,194; 2012-15).
- McSorley has 10,590 yards of total offense for his career, which is a Penn State record and ranks 11th place in the Big Ten annals. He is 4 yards behind Illinois’ Juice Williams (10,594; 2006-09) for 10th in Big Ten history.
- McSorley now has 1,510 rushing yards in his career, moving into 26th all-time at Penn State. Among quarterbacks, he ranks second, trailing Michael Robinson (1,637; 2002-05) by 121 yards.
- McSorley ranks second in the Big Ten to Wisconsin running back Jonathan Taylor (11 TDs) with nine rushing touchdowns and ranks 24th in all of FBS.
- McSorley tied the Penn State record for rushing touchdowns by a quarterback in a season with 11 rushing scores in 2017 to equal the mark of 11 set by Michael Robinson in 2005.
- McSorley has 611 rushing yards this year and is 195 away from tying Michael Robinson (806; 2005) for the most in a season by a QB. McSorley’s previous season best was 491 yards, set last season.
- McSorley’s 220 yards passing at Indiana gave him 26 200-yard passing games for his career, extending his Penn State record.
- McSorley finished the Ohio State game with 461 yards of total offense (286 passing, 175 rushing), setting the Penn State record for total offense in a game. The previous school mark was 456 yards by Christian Hackenberg (454 passing, 2 rushing) vs. UCF in Dublin in 2014.
- McSorley had a career-high 175 rushing yards against Ohio State, surpassing his previous high of 92 yards the previous week at Illinois. It’s the most by a Penn State quarterback since Eugene “Shorty” Miller had 250 against Carnegie Tech in 1913.
- McSorley’s 93-yard touchdown pass to **KJ Hamler** in the second quarter against Ohio State was a career long and the second-longest play from scrimmage in Penn State history.

See Records Watch on Pages 26-29

TOUCHDOWN TRACE

- QB **Trace McSorley** is responsible for 21 of Penn State’s 43 offensive touchdowns this season, running for nine and throwing for 12.
 - At Michigan, McSorley was not responsible for any touchdowns, halting a 36-game streak that dated back to the 2016 TaxSlayer Bowl at the end of the 2015 season.
 - McSorley is second in the Big Ten and 27th in FBS with 14.0 points responsible for per game.
 - With 71 career passing touchdowns, McSorley is in a tie with Purdue’s Mark Herrmann (1977-80), Michigan’s Elvis Grbac (1989-92) and Michigan State’s Connor Cook (2012-15) for eighth in Big Ten history. He is the Penn State record holder.
 - McSorley has thrown a touchdown pass in 35 of his last 37 games. At Indiana, McSorley’s streak for consecutive games with a touchdown pass was halted at 34. It dated back to the 2016 TaxSlayer Bowl. It was the longest active streak in the FBS and the fifth-longest streak in Autonomy Five history.
 - McSorley recorded his 20th career game with a passing and a rushing touchdown (seven in 2016, nine in 2017, four in 2018) versus Iowa.
 - With 27 career rushing touchdowns, McSorley leads all quarterbacks and passed Matt Suhey (1976-79) and Larry Johnson (1999-02) for ninth all-time at Penn State. Next on the list are John Cappelletti, Richie Anderson and Evan Royster with 29 touchdowns each.
 - McSorley’s nine rushing touchdowns this season rank second in the Big Ten. Nationally, he ranks tied for fifth among quarterbacks.
 - Responsible for 98 touchdowns in his career, McSorley is second among active FBS players. Washington’s Jake Browning leads with 107.
 - McSorley rushed for a pair of touchdowns at Indiana for his fourth career game with multiple rushing touchdowns.
 - With two passing TDs against Ohio State, McSorley earned his 23rd career multi-touchdown game.
 - McSorley owns nine career games with three or more scoring passes.
- See National Nits on Page 14**
- Against Kent State, McSorley became the first Big Ten quarterback to have at least two passing touchdowns and three rushing touchdowns in the same game since Braxton Miller of Ohio State did it vs. Michigan in 2013. (Per @BTNStatsGuys)
 - With three rushing touchdowns against Kent State, McSorley tied a career high (Michigan, 2017).
 - McSorley is the first Penn State quarterback to have at least three rushing touchdowns in a game at least twice in his career since at least 1967.

See Records Watch on Pages 26-29

QBs ON THE RUN

- QB **Trace McSorley’s** average of 5.01 yards per carry this season ranks ninth in the Big Ten.
- McSorley’s nine rushing touchdowns this season rank second in the Big Ten.
- McSorley has a career-best 611 yards rushing on the season, which is 120 yards more than what he totaled in all of 2017 (491). It’s the second-most rushing yards by a Penn State quarterback in a single season, trailing only Michael Robinson’s record of 806 set in 2005.
- McSorley’s 51-yard touchdown rush against Iowa tied his career-long rush. He also had a 51-yard rush earlier this season against Ohio State.
- With 107 yards rushing at Indiana, McSorley joined Robinson as the second Penn State quarterback to rush for more than 100 yards in a game twice in a career and in the same season.
- QB **Tommy Stevens** has also contributed on the ground. At Michigan he was Penn State’s leading rusher with 52 yards, and he accounted for the lone score with a rushing touchdown.
- With eight career rushing touchdowns, Stevens moved into a tie for eighth all-time at Penn State in rushing touchdowns by a quarterback, matching Doug Strang (1981-84).

See Records Watch on Page 26-29

GREEN LIGHT IN THE RED ZONE

- Penn State has scored on 61 of its last 64 red zone trips, including 52 touchdowns.
- Penn State has scored on 26-straight trips to the red zone (including 24 touchdown drives) before missing a field goal in the third quarter against Michigan State.
- This season, Penn State ranks eighth in FBS and second in the Big Ten with a 94.6 percent success rate in the red zone.
- Penn State's 91.67 percent scoring rate score over the last two seasons is tied for fifth in FBS.
- Penn State leads the FBS in red zone touchdown rate over the last two years, reaching the end zone on 79.17 percent of red zone trips.

PILING UP THE POINTS

- Penn State is averaging 37.2 points per game to rank second in the Big Ten and 23rd in FBS in scoring.
- Penn State has scored 30 or more points 24 times in the last 29 games.
- Penn State has scored 20 or more points in 30 of its last 32 games. The Nittany Lions had their streak of 20-point games snapped at 28 against Michigan State when they were held to 17 points. The streak is the second-longest in Big Ten history.
- Penn State owns the lowest plays per point ratio in the Big Ten at 1.81, which ranks 14th in FBS. (Per Coaches by the Numbers).
- Penn State scored 63 points in consecutive games (Kent State; Illinois) for the third time in program history (1917 & 1894).
- At Illinois, the Nittany Lions scored 60 or more points for the third time in six games.
- The Nittany Lions are the fourth Big Ten team to score 60 or more points in consecutive games in the last 100 years, joining 2016 Ohio State, 1996 Ohio State and 1971 Michigan. (Per @BTNStatsGuys)
- At Illinois, the Nittany Lions scored at least 50 points for the seventh time since 2016 and 40 points for the 15th time since 2016. By comparison, from 2008 through 2015, the Nittany Lions had 18 40-point outings.
- Penn State's 222 points in the first four games were the most in a four-game stretch in program history.
- The 35 points scored in the fourth quarter at Illinois are the most in a quarter since Penn State had 36 tallies in the second quarter against Louisville in 1997.
- The 63 points scored at Illinois are tied for the second-most by the Nittany Lions in a Big Ten game with the 1994 Ohio State and 2005 Illinois games. The program record for points in a Big Ten contest is 66 at Maryland last season.

GROUND GAME ROLLS

- Penn State is averaging 207.9 rushing yards per game to rank sixth in the Big Ten and 34th in FBS.
- Penn State ranks tied for sixth in FBS with 28 rushing touchdowns with Cincinnati.
- Penn State rushed for more than 200 yards in each of its first six games.
- Penn State rushed for more than 200 yards in nine-straight games, dating back to November 18, 2017 vs. Nebraska, but the streak ended at Indiana when the Hoosiers held the Nittany Lions to 174 yards rushing. The streak was the longest streak since at least 1972.
- The 387 rushing yards at Illinois are the third-highest total in a Big Ten game in program history, it is also the highest total since going for 389 yards against Youngstown State in 2006.

SANDERS & HAMLER ALL-PURPOSE

- WR/KR **KJ Hamler** (124.22) and RB **Miles Sanders** (107.67) rank fourth and eighth, respectively, in the Big Ten in all-purpose yardage per game. Hamler ranks 26th nationally.
- Sanders is averaging 94.2 yards per game rushing and 13.4 yards per game receiving.
- Hamler is averaging 57.4 yards per game receiving, 63.2 yards per game on returns and 3.6 yards per game on rushes.

See National Nits on Page 14

THE MILES SANDERS SHOW

- RB **Miles Sanders**' 94.2 rushing yards per game ranks 30th in FBS and fourth in the Big Ten.
- Sanders ranks 16th in FBS in yards after contact (547), eluding 30 tackles to rank tied for 21st.
- Sanders has 1,223 career rushing yards to rank 37th place Penn State's career list.
See Records Watch on Pages 26-29
- Sanders' 162 yards rushing against Michigan State were enough to make him the 45th Nittany Lion with at least 1,000 rushing yards.
- Sanders' 162 yards against the Spartans marked the third 100-yard rushing game of his career, and first since a 200-yard effort earlier this season against Illinois.
- Sanders had a career-long 78 yard rush in the first quarter against Michigan State. His previous long was a 57-yard run at Rutgers in 2016.
- Prior to playing Penn State, the longest rush that Michigan State had allowed this season was a 16-yard run against Central Michigan. Sanders' 78-yard run in the first quarter was the longest against Michigan State since Mike Weber of Ohio State had an 82-yard rush on November 11, 2017.
- Sanders posted his first 200-yard outing with a career-high 200 yards at Illinois. He was named the Big Ten Offensive Player of the Week and the Rose Bowl Game Player of the Week for the performance.
- Sanders is the 28th player in Penn State history with a 200-yard rushing game and the first since Saquon Barkley in 2017 (at Iowa).
- Sanders is the sixth player (nine occasions) in Penn State history to have 200 rushing yards and at least three rushing touchdowns in a game. The last player with 200 rushing yards and three scores was Larry Johnson in 2002, which he accomplished twice.
- Sanders set a career high with three rushing touchdowns against the Illini, breaking his previous high of two scores against App State in the season opener.

HAMLER LEADS WRs

- Freshman **KJ Hamler** leads the team with 28 receptions, 517 receiving yards and five receiving touchdowns.
- Hamler's 18.46 yards per reception rank fourth in the Big Ten, his five receiving touchdowns rank ninth and his 57.4 receiving yards per game rank 11th.
- Hamler has a catch in all nine games of his career.
- Ten of Hamler's 22 receptions have been for 20 or more yards.
- Hamler made a 93-yard touchdown reception against Ohio State. It was the longest reception of his career and is the second-longest play from scrimmage in program history.

See National Nits on Page 14

FREIERMUTH EMERGING

- Freshman TE **Pat Freiermuth** caught four passes for 45 yards and a touchdown in the first four games of the season but has totaled 12 catches for 177 yards and three touchdowns in his last five games.
- Freiermuth ranks third on the team with 16 catches and 222 yards receiving.
- Freiermuth totaled a career-high 51 yards receiving at Michigan and also posted his third three-catch game.
- Freiermuth has a reception in each of the last eight games and has five catches for 20 or more yards.
- Freiermuth's four touchdown receptions rank him 14th in the Big Ten.
- He pulled in his fourth career touchdown reception and fourth in five games against Iowa on an 18-yard pass from **Trace McSorley**.

COACHING STAFF POTW

The Penn State coaching staff chooses players of the week in all three phases. Here are there selections:

SEPT. 1 - APP STATE

- Defensive: Shareef Miller (Game); Frank DiLeo and Justin Neff (Scout)
- Offensive: Miles Sanders (Game); Charlie Shuman and Will Levis (Scout)
- Special Teams: Jake Pinegar (Game); Dan Chisena (Scout)

SEPT. 8 - PITT

- Defensive: Amani Oruwariye (Game); Max Chizmar and Justin Neff (Scout)
- Offensive: KJ Hamler (Game); Charlie Shuman and Justin Weller (Scout)
- Special Teams: Blake Gillikin (Game); Drew Hartlaub (Scout)

SEPT. 15 - KENT STATE

- Defensive: Shareef Miller (Game); Drew Hartlaub and Judge Culpepper (Scout)
- Offensive: Trace McSorley (Game); Will Levis and Alex Gellerstedt (Scout)
- Special Teams: KJ Hamler and Isaac Lutz (Game); Drew Hartlaub (Scout)

SEPT. 21 - ILLINOIS

- Defensive: Garrett Taylor (Game); Justin Neff and Aeneas Hawkins (Scout)
- Offensive: Miles Sanders (Game); Dan Chisena and Alex Gellerstedt (Scout)
- Special Teams: John Petrishen (Game); Dan Chisena (Scout)

SEPT. 29 - OHIO STATE

- Defensive: Jason Vranic and Drew Hartlaub (Scout)
- Offensive: Charlie Shuman and Nick Eury (Scout)
- Special Teams: Carson Landis (Scout)

OCT. 13 - MICHIGAN STATE

- Defensive: Jason Vranic and Justin Neff (Scout)
- Offensive: Charlie Shuman and Juice Scruggs (Scout)
- Special Teams: Daniel George (Scout)

OCT. 20 - INDIANA

- Defensive: Shaka Toney (Game); Chris Welde and Justin Neff (Scout)
- Offensive: Miles Sanders (Game); Charlie Shuman and Will Levis (Scout)
- Special Teams: Johnathan Thomas (Game); Max Chizmar (Scout)

OCT. 27 - IOWA

- Defensive: Yetur Gross-Matos (Game); Evan Presta, and Max Chizmar (Scout)
- Offensive: Trace McSorley (Game); Zach Kuntz and Juice Scruggs (Scout)
- Special Teams: Jake Pinegar (Game); Daniel George and Jason Vranic (Scout)

COACHING STAFF NOTES

COACHING STAFF CHANGES

- The Nittany Lion coaching staff has a new look with the addition of a 10th assistant coach, as well as a few off-season changes.
- Penn State assistant coach **Ricky Rahne** was promoted to offensive coordinator. He returned to coaching the quarterbacks after spending the last two seasons as the tight ends coach.
- The Nittany Lions added former Penn State graduate assistant **Tyler Bowen** as offensive recruiting coordinator and tight ends coach, **David Corley** as wide receivers coach, **Phil Galiano** as special teams coordinator and assistant defensive line coach and **Ja'Juan Seider** as running backs coach.
- In addition, **Sean Spencer** added associate head coach to his title, while offensive line coach **Matt Limegrover** handles the run game coordinator responsibilities.
- Following his stint as a GA at Penn State, Bowen spent two seasons at Fordham as the offensive line coach (2015-16) and offensive coordinator (2016) and one season at Maryland as the offensive line coach (2017).
- Corley has 10 years of collegiate coaching experience and was most recently the wide receivers coach at Army after spending three seasons at Connecticut.
- Galiano is a veteran in the coaching ranks with 17 years of experience, including two seasons as an assistant special teams coach and one season as a special teams intern in the NFL.
- Galiano served as a defensive consultant for the Nittany Lions in 2017.
- Seider came to Happy Valley with 10 seasons of collegiate coaching experience, most recently serving as the running backs coach at the University of Florida.

PENNSYLVANIA TIES

- The Penn State coaching staff is deeply rooted in Pennsylvania, with five members originally hailing from the Keystone state.

Central PA

- Defensive Coordinator **Brent Pry** - Altoona

Eastern PA

- Head Coach **James Franklin** - Langhorne
- Special Teams Coordinator **Phil Galiano** - Norristown

Western PA

- Offensive Line **Matt Limegrover** - Pittsburgh
- Cornerbacks **Terry M. Smith** - Aliquippa

CONFERENCE WINS

- After four seasons, head coach **James Franklin** has at least one win against each current member of the Big Ten.
- Franklin earned his first wins over Michigan, Northwestern and Nebraska this season. It was the first time he had faced Nebraska.

ON THE COVER

SANDERS ON SI COVER

- Running back **Miles Sanders** and several of the Nittany Lion faithful were featured on the Sept. 10, 2018 cover of Sports Illustrated.
- Penn Staters have been featured on the SI cover 18 times all-time and twice in the past five months (Saquon Barkley; April 23, 2018).



JOHNSON BREAKS 1,000 YARDS

- Juwan Johnson** became the 32nd player in Penn State history to surpass 1,000 career receiving yards on a 13-yard catch in the first quarter at Indiana.
- Johnson finished the Indiana game with a season-high 72 yards receiving, as he added a career-long 59-yard reception. That brought Johnson's career total to 1,064, which ranks 27th in program history.
- For the season, Johnson ranks second on the team with 21 receptions for 293 yards.
See Records Watch on Pages 26-29

KJ NAMED TO HORNUNG HONOR ROLL TWICE

- Versatility is at the heart of the Paul Hornung Award, and the dynamic **KJ Hamler** has earned recognition from the Louisville Sports Commission twice this season.
- Against Ohio State in Week 5, Hamler had a career-high 138 receiving yards on four receptions. He also had an electrifying 93-yard touchdown catch, his fourth receiving score in five games.
- Hamler was also named the Big Ten Freshman of the Week after the Ohio State game.
- Hamler's 93-yard touchdown grab is the second-longest play from scrimmage in Penn State history.
- Hamler also had 57 yards on punt (10 yards) and kick (47 yards) returns for a career-high 195 all-purpose yards.
- In Week 2, rushing and receiving touchdowns at Pitt earned him a place on the award's weekly honor roll.
- Hamler took his first career rush 34 yards for a touchdown on Penn State's first possession. He is the first Penn State wideout with a rushing touchdown since **DeAndre Thompkins** against Rutgers in 2015.
- Hamler had his second receiving touchdown of the season with a 14-yard catch in the second quarter.
- Hamler is the first Penn State wide receiver to have a rushing touchdown and receiving touchdown in the same game since Derrick Williams accomplished the feat against Indiana in 2008.
- Hamler also returned three kickoffs for 73 yards, totaling 145 all-purpose yards in the game.
- The Paul Hornung Award is given annually to the most versatile player in major college football by the Louisville Sports Commission and football legend and Louisville native Paul Hornung.
See Season Honors on Page 11

LONGEST PLAYS IN SCHOOL HISTORY

- Penn State's 132nd season of football has featured two of its longest all-time plays separated by two weeks.
- Most recently, QB **Trace McSorley** connected with WR **KJ Hamler** on a 93-yard touchdown reception against Ohio State. The play is the second longest play in program history.
- Two weeks prior, a 95-yard pass from QB **Sean Clifford** to WR **Daniel George** in the fourth quarter of the Kent State game is the longest play from scrimmage in school history.
- Previously, Penn State had a 92-yard pass in 1919 from Bill Hess to Bob Higgins and three 92-yard rushes by Blair Thomas vs. Syracuse in 1986, Bill Belton vs. Indiana in 2014 and Saquon Barkley vs. Washington in the 2017 Fiesta Bowl.
- Both Clifford and George are freshmen.
- The reception was George's first. He joins **Mac Hippenhammer** as Nittany Lions to score on their first career reception this year. Hippenhammer had a 12-yard touchdown grab at Pittsburgh.
- Clifford and McSorley combined for 346 yards on just 14 completions, resulting in an average of 24.7 yards.
- Recently, the only similar performance was in 2015 when Christian Hackenberg threw for 315 yards on just 13 completions for an average of 24.2 yards.
- Neither figure is a school record though, which is at least 26.1 yards per game, as Penn State completed six passes for 157 yards in the 1974 Orange Bowl, defeating LSU, 16-9. Tom Shuman connected with Chuck Herd for a 72-yard reception.

VETERAN O-LINE

- The Nittany Lions returned 83 starts on the offensive line, a number that ranks 41st in the country and sixth in the Big Ten, per Phil Steele.
- Penn State is one of 18 teams to return five starters on the offensive line.
- In the Big Ten, Illinois, Indiana, Maryland and Wisconsin also returned all five o-linemen.
- Boston College, California, Coastal Carolina, Florida, Kansas State, Marshall, Missouri, Northern Illinois, Old Dominion, San Diego State, Utah State, Vanderbilt and Wake Forest also return their starting five.
- Juniors **Ryan Bates** and **Connor McGovern** lead the way for returning Penn State offensive line starters with 31 apiece. McGovern has started the last 31 contests for the Nittany Lions.
- Bates impressed in Week 2 at Pitt, earning Pro Football National Team of the Week recognition, while **Will Fries** did the same in Week 4 at Illinois.
See Season Honors on Page 11
- The other Nittany Lions with starting experience in the trenches are: junior **Steven Gonzalez** (25), senior **Chasz Wright** (16) and Fries (16), a sophomore.
See Career Starts on Page 69

CLIFFORD STAYS PERFECT

- In appearances in three career games, redshirt freshman QB **Sean Clifford** is 5-for-5 passing with 195 yards and two touchdowns.
- Clifford has had a highlight in each game. He threw a touchdown pass on his first collegiate play against Pitt, a 95-yard touchdown pass - the longest play from scrimmage in Penn State history - against Kent State and a 44-yard completion to WR **Mac Hippenhammer** at Illinois on his lone pass attempt.

THOMPkins CRACKS 1,000

- WR **DeAndre Thompkins**' 101 yards against Kent State sent him over the 1,000-yard mark for his career. Thompkins now has 1,040 career receiving yards, becoming the 31st player in program history to reach that mark.
- It was Thompkins' second 100-yard game of his career. He had a career-high 102 receiving yards at Michigan State in 2017.

FIRSTS ON FIRSTS ON FIRSTS

- Penn State had several firsts pile up at Pitt.
- WR **KJ Hamler** tallied his first career rushing touchdown on his first career rush on Penn State's first offensive drive in the first quarter. He is the first Penn State wideout with a rushing touchdown since **DeAndre Thompkins** against Rutgers in 2015.
- WR **Mac Hippenhammer** caught a touchdown on his first career reception. Hippenhammer is the first Nittany Lion wide receiver to have a touchdown on his first reception since Irvin Charles had an 80-yard catch in 2016 against Minnesota.
- QB **Sean Clifford** threw his first career touchdown pass (**Brandon Polk**, 34 yards) on his first career pass attempt on his first collegiate snap.
- Clifford is the first Penn State quarterback to throw for a touchdown on his first career completion since Matt McGloin connected with Derek Moyer for a 42-yard score against Minnesota in 2010.

HAMLER'S GRAND ENTRANCE

- WR/KR **KJ Hamler** made an impact in his collegiate debut against App State, catching three passes for a team-high 67 yards and a game-tying touchdown, while also breaking through for 52 yards on his lone kickoff return to setup the game-tying drive with less than two minutes to go in regulation.
- Hamler is the first Penn State freshman to catch a touchdown pass in a season opener since Geno Lewis in the 2013 opener against Syracuse.
- The redshirt freshman also hauled in a 46-yard reception early in the fourth quarter, which led to a Miles Sanders rushing touchdown and a 31-17 Penn State lead with 11:17 remaining. It was Penn State's longest completion of the day.

DEFENSE NOTES

LIMITED ACCESS

- Penn State ranks tied for 22nd in FBS and tied for second in the Big Ten (Michigan) behind Iowa (4.44) averaging 4.11 three-and-outs per game.
- Penn State's 1.29 points per possession ranks 19th in FBS and third in the Big Ten behind Michigan and Michigan State. (Per Coaches by the Numbers)
- Penn State's 1.19 points per possession over the last two years is fourth in FBS. (Per Coaches by the Numbers)
- The Penn State defense owns three second half shutouts this season: at Pitt, Kent State and Iowa.
- Indiana ran 100 offensive plays against the Nittany Lions, the most by a Penn State opponent in program history, but was held to 1.75 points per possession.
- Penn State broke up 15 passes against Michigan State, which was the most for the team since breaking up 16 passes against Purdue in 2000.
- Penn State was the first team to hold Ohio State under 100 yards of offense in a half since Oklahoma did it last year in the first half of their 2017 meeting.
- Penn State allowed just 221 total yards to Kent State, the sixth-fewest yards allowed under **James Franklin**, tied with 221 yards allowed at Indiana in 2014.
- The 221 total yards allowed vs. Kent State are the fewest since allowing 200 vs. Rutgers in 2017.
- Penn State held Pitt to just six points, marking the fewest points allowed by Penn State since holding Maryland to three points in the 2017 regular season finale.

CAUSING CHAOS BEHIND THE LINE

- Penn State leads the Big Ten in both sacks (3.2) and tackles for loss (7.4) per game. Nationally, Penn State ranks ninth and 20th, respectively.
- Penn State is continuing to bring a balanced pass rush, as 14 different Nittany Lions have contributed to the team's 26 sacks for the season.
- DE **Yetur Gross-Matos** has recorded at least a half-sack in each of the last four games. He tallied a sack at Michigan to extend the streak and has 5.5 sacks during the span.
- Gross-Matos tallied a career-high 4.0 tackles for loss against Iowa and tied his career high with 2.0 sacks, marking the second-straight week he posted 2.0 sacks. He was named the Big Ten Defensive Player of the Week following the Iowa game.
- Gross-Matos ranks second in the Big Ten and 17th in FBS with 1.5 TFLs per game. He also ranks third in the Big Ten and 19th in FBS with 0.78 sacks per game.
- Gross-Matos had a career-high 10 tackles, including six solo stops at Indiana, the most by a Penn State defensive lineman since Austin Johnson had 10 stops at Northwestern in 2015. Gross-Matos' 10 stops are the most by a Penn State defensive end since Carl Nassib had 10 tackles at Temple in 2015.
- DE **Shaka Toney** recorded 4.0 sacks at Indiana, all coming in the fourth quarter, doubling his previous career high of 2.0 against Northwestern in 2017.
- Toney's 4.0 sacks tied the Penn State single-game record, equaling the mark held by three others - Terry Killens vs. Indiana, 1995; Jimmy Kennedy at Wisconsin, 2002; Tamba Hali vs. Wisconsin, 2005.
- Penn State has 29 sacks in 2018. The Nittany Lions totaled 42 sacks in 13 games in 2017. Following totals of 46 sacks in 2015 and 40 sacks in 2016, Penn State posted back-to-back-to-back 40-sack seasons for the first time since it posted three-consecutive 40-sack seasons in 2005 (41), 2006 (40) and 2007 (46).

See National Nits on Page 14

STEPPING UP ON D

- Penn State's top six tacklers this season do not include any returning starters from last season.
- True freshman LB **Micah Parsons** and LB **Jan Johnson** has lead the team with 51 tackles each.
- Parsons has not started a game yet and Johnson was put on scholarship Oct. 18.
- At Michigan, Johnson had his second career double-digit tackle performance with 10 stops, including seven solo and Parsons tied his career high with eight tackles.
- S **Garrett Taylor** follows with 49 tackles, LB **Cam Brown** has 48, S **Nick Scott** has 47 and CB **Amani Oruwariye** has 41.

See Season Honors on Page 11

NO FLY ZONE

- CBs **Amani Oruwariye** and **John Reid** both rank in the top five in the Big Ten in passes defended and the top 25 nationally.
- With 13 passes defended (11 PBU, 2 INT), Oruwariye ranks third the Big Ten with 1.6 passes defended per game, which also ranks 13th in FBS.
- In seven games played, Reid (8 PBU, 1 INT) ranks fourth in the Big Ten and 23rd in FBS with 1.3 passes defended per game.
- The Nittany Lions held Iowa to just 19-for-50 in the passing game, marking the sixth time since 2000 an FBS school has held an opponent to less than 20 completions on 50 attempts (Florida State vs. North Carolina [19-50] in 2002; Utah State vs. Connecticut [19-51] in 2001; Boise State vs. Nevada [19-51] in 2008; Colorado vs. Washington State [19-52] in 2004; UTEP vs. Hawaii [15-50] in 2000).
- Against Iowa, Reid grabbed his fourth career interception and returned it for 44 yards, tying his career-long interception return. He also broke up a career-high three passes.
- S **Nick Scott** had his second interception of the season and his career against Iowa. It was also his second interception in as many weeks, and came at a crucial time as Iowa was threatening to tie the game in the final minutes. Scott intercepted the pass at the 2-yard line.
- Scott is the third Nittany Lion to have interceptions in back-to-back games this season, joining Amani Oruwariye (Appalachian State, Pittsburgh) and Garrett Taylor (Ohio State, Michigan State).
- Oruwariye had an interception in each of Penn State's first two games. Both interceptions were in the red zone.
- At Pitt, Oruwariye intercepted a pass at the 3-yard line nullifying a potential touchdown drive. He was named to the Pro Football Focus National Team of the Week for his efforts.

See Season Honors on Page 11

- Against App State, Oruwariye sealed Penn State's season-opening win in overtime with an interception in the end zone.

- Oruwariye has had an interception in three consecutive season openers (2016 vs. Kent State; 2017 vs. Akron).

See National Nits on Page 14

COMMUNITY SERVICE

LIFT FOR LIFE A SUCCESS

- The 16th Annual Penn State Uplifting Athletes "Lift for Life" was a tremendous success in June. The fundraising total for the 2018 event is nearly \$95,000 to benefit Uplifting Athletes and its commitment to life skills development, patient focused programs and rare disease research.
- Donations to the Penn State chapter of Uplifting Athletes and Lift for Life will remain open until September 30. Fans can track the live total or donate by visiting the chapter's fundraising site at <https://pledgeit.org/team/penn-state-lift-for-life-2018> or by sending a donation to Will Flaherty, Director of Player Development and Community Relations at 201 Lasch Football Building, University Park, Pa 16802.
- Nearly \$1.4 million has been raised by Penn State Uplifting Athletes since the inaugural Lift for Life was held in 2003. The inaugural event raised just under \$13,000.
- The Penn State Lift for Life featured more than 100 members of the Nittany Lion football team and was held at Holuba Hall, with approximately 1,000 fans in attendance. The exhibition featured rotations of one-on-one battles in the tire flip, sled pull, bench press and farmer's hold, followed by tug of war competitions.
- The 2018 Penn State Lift for Life included a kids clinic for the fifth year in a row, which was run by the Nittany Lion true freshmen football student-athletes. The event concluded with an autograph session with team.
- Founded by Penn State Football teammates Scott Shirley, Dave Costlow and Damone Jones in 2003, Lift for Life has benefitted cancer research and the rare disease community. The 2018 Uplifting Athletes officers are: offensive linemen **Ryan Bates** and **Steven Gonzalez**, co-presidents; quarterback **Trace McSorley**, vice president; offensive lineman **CJ Thorpe**, business liaison; punter **Blake Gillikin**, treasurer; offensive lineman **Alex Gellerstedt**, assistant treasurer; offensive lineman **Connor McGovern**, secretary; linebacker **Frank DiLeo**, assistant secretary. The executive committee is comprised of: quarterbacks **Sean Clifford**, **Michael Shuster** and **Jake Zembiec**, safety **Garrett Taylor**, wide receiver **Juwan Johnson**, offensive linemen **Charlie Shuman**, **Will Fries** and **Michal Menet** and linebacker **Jason Vranic**.
- About Uplifting Athletes: A nonprofit organization founded in 2007, Uplifting Athletes inspires the rare disease community with hope through the power of sport. A rare disease is one that affects fewer than 200,000 Americans and typically lacks financial incentive to make and market new treatments. With a network of university chapters run by current college football student-athletes, Uplifting Athletes has established 22 chapters with Division I football programs across the country. Overall since its inception Uplifting Athletes has had an economic impact of more than \$400 million on the rare disease community. For more information about Uplifting Athletes, visit www.upliftingathletes.org.

LIONS BRING SMILES TO HERSHEY

- Penn State football again took an afternoon off from summer workouts and boarded buses headed to the Penn State Hershey Children's Hospital. A special visit that has now become an annual event, it's a day nearly every Nittany Lion looks forward to in the offseason.
- Upon stepping off the buses, the Penn State energy is palpable as the team is greeted by smiling hospital staffers before splitting into small groups. While some groups spread out to visit individual families in their rooms, members of the team also passed through a high-five tunnel into the Tree House Cafe.
- Surrounding families and patients with smiles, the Nittany Lions spent the afternoon simply spending time and having fun.
- "It's just the reactions, when you walk into a kid's room and they are huge Penn State football fan and their eyes light up," Charlie Shuman said. "You sit there talking for three minutes but you know it made their day and they had such a positive experience. That's what really makes it."

CLASSROOM SUCCESS

DEGREES ON THE WALL



- Ten Penn State student-athletes have earned 11 undergraduate degrees already and are now working on graduate degrees.
- Entering the 2018 season having earned their undergraduate degrees: **Mark Allen** (criminology), **Koa Farmer** (criminology/sociology), **Jan Johnson** (psychology), **Trace McSorley** (accounting), **Amani Oruwariye** (telecommunications), **Nick Scott** (psychology), **Charlie Shuman** (kinesiology), **Johnathan Thomas** (sociology), **DeAndre Thompkins** (psychology) and **Chasz Wright** (telecommunications).
- Penn State is one of 27 schools to have 10 or more graduates on the roster this season.

Team	Grads
UAB	19
Clemson	17
Pittsburgh	16
Arizona State	15
Baylor, Northwestern, SMU	14
Akron, Alabama, Auburn, Houston, Maryland, Temple, Virginia	12
Kansas, Miami (Fla.), Michigan, Old Dominion	11
Penn State , Arkansas, Cincinnati, Nevada, South Alabama, South Carolina, Texas Tech, UCF, West Virginia	10

CONTINUING ACADEMIC TRADITION

- Punter **Blake Gillikin** leads the Nittany Lions in the classroom with a perfect cumulative 4.0 grade point average following the 2018 spring semester.
- Gillikin claimed the Evan Pugh Scholar Award, given to those juniors and seniors who are in the upper 0.5 percent of their respective classes, in May 2018.
- Gillikin was presented with the President's Freshman Award, given annually to undergraduate degree candidates who have earned a 4.0 cumulative grade-point average based on at least 12 graded Penn State credits completed in their first semester of admission, in May 2017.
- Gillikin also serves as the treasurer for Penn State's Uplifting Athletes, helping the chapter raise nearly \$1.3 million for kidney cancer treatment and research since the first Penn State Lift for Life was held in 2003.
- Gillikin led a quartet of Nittany Lion football players earning Big Ten Distinguished Scholar recognition for having a 3.7 or higher GPA for the 2017-18 academic year. He was joined by **Charlie Shuman**, **Christopher Welde** and **Jake Zembiec**.
- Those four were among a Penn State-record 35 football student-athletes to earn All-Big Ten Academic honors following the 2017 fall semester.
- The football team's success in the classroom also contributed to an overall school record for fall Academic All-Big Ten honorees. Penn State tallied 117 fall honorees, shattering the previous fall mark of 100 set during the 2012-13 academic year.
- Gillikin and graduate Cody Hodgens both posted 4.0 GPAs, making the Nittany Lions the only Big Ten football team with two 4.0 students.

SPECIAL TEAMS NOTES

RETURN GAME LEADERS

- Returners **KJ Hamler** and **DeAndre Thompkins** both rank in the top 30 nationally in kickoff and punt returns, respectively.
- Hamler is averaging 26.9 yards per kickoff return to rank 15th in FBS and third in the Big Ten. The average presently ranks as the 14th best single-season mark in Penn State history. It also presently ranks him tied for fifth on Penn State's career list with Gary Hayman (1972-73).
- Hamler has also returned 10 punts for 85 yards, giving him 569 combined return yards this season, which ranks eighth in FBS and first in the Big Ten.
- Hamler had a career-long 67-yard kick return against Iowa.
- Hamler's return prowess and success on offense rank him with the fourth-highest all-purpose yards average (124.22) in the Big Ten.
- Thompkins ranks third in the Big Ten and 26th in FBS averaging 10.1 yards per punt return.
- Thompkins' 671 career punt return yards rank him tied for seventh all-time at Penn State with Kevin Baugh (1980-83).
- Thompkins returned a punt 39 yards for a touchdown at Pitt for his second career punt return touchdown. He also scored on a punt return against Akron last season.
- With two career punt returns for a touchdown, Thompkins is tied for fourth on Penn State's all-time list with 10 other players (most recently: Larry Johnson, 1998-2002).
- Penn State has been strong on punt return defense, yielding an average of just 4.05 yards to rank fourth in the Big Ten and 22nd in FBS.
See National Nits on Page 14

FRESHMAN KICKERS

- Penn State's place-kicking and kickoff specialists are both true freshmen,
- K **Jake Pinegar** has made his last six field goals and is 9-for-13 on the year.
- Pinegar is 6-for-7 on field goals inside 40 yards, and had field goals of 45, 49 and 44 yards against Iowa to improve to 3-for-6 from 40 yards or longer.
- Against Iowa, Pinegar became the first Nittany Lion kicker with three 40-yard field goals in a single game since Sam Ficken had boots of 47, 46 and 48 yards vs. Maryland in 2014.
- Pinegar's 49-yard field goal against Iowa was the longest field goal by Penn State since Sam Ficken kicked a 50-yard kick vs. Temple in 2014.
- Pinegar ranks fifth in the Big Ten with 69 points scored.
- K **Rafael Checa** has 33 touchbacks on 60 kickoffs this season and is averaging 60.0 yards per kickoff.

GILLIKIN FLIPS THE FIELD

- P **Blake Gillikin** ranks fifth in the Big Ten, averaging 43.0 yards per punt.
- Gillikin boomed a 74-yard punt at Michigan, the longest punt of his career and 54th career punt of 50 or more yards. His previous long was 69 yards at Pitt in 2016. The punt is tied for the fourth-longest in program history with Anthony Fera at Iowa in 2010.
- For his career Gillikin has landed 34 punts inside the 10-yard line and 64 inside the 20.
- Gillikin had a career-high 370 punt yards on eight kicks, which also ties his career mark, at Michigan. Gillikin's previous high was 364 yards on eight punts against Michigan State earlier this year.
- Gillikin's four punts inside the 20 at Pitt tied a career high, which he has done three times (most recently vs. Indiana in 2017).
- He also tied his personal mark at Pitt with three punts inside the 10, which is the fifth time in his career he has done so.

TESTING THE OTHER RETURNER

- Normally KR **Johnathan Thomas** defers to primary returner **KJ Hamler** on kickoffs, but when he had a chance at Indiana, he broke off a career-long 94-yard kickoff return. His previous long was 20 yards against Illinois earlier this season.
- Thomas' return was longest for the Nittany Lions since Saquon Barkley's 98-yard return against the Hoosiers in 2017.

SEASON NOTES

MIDSEASON HONORS

- LB **Micah Parsons** was named as a midseason freshman All-American by ESPN and true freshman All-American by 247Sports.
- QB **Trace McSorley** and CB **Amani Oruwariye** were both named to the Pro Football Focus Midseason All-Big Ten first team.
- McSorley is among the Top 15 candidates for the Johnny Unitas Golden Arm Award, which goes to the nation's top QB.
- Oruwariye is a semifinalist for the Paycom Jim Thorpe Award, which goes to the nation's top defensive back.
See Season Honors on Page 11

NON-CONFERENCE SUCCESS

- Penn State went a perfect 3-0 in non-conference play this season.
- Penn State has won seven consecutive games over non-conference opponents during the regular season, dating back to a win 34-27 win over Temple in 2016.
- Under **James Franklin** (since 2014), Penn State is 15-2 against non-conference opposition during the regular season.

NITTANY LION POSITION CHANGES

- Among the Penn State players who will play new positions: **Damion Barber** (DE to DT) **Joe DuMond** (LB to DE), **Dae'Lun Darien** (WR to LB), **Hunter Kelly** (OL to OL/DL), **CJ Thorpe** (OL to OL/DL), **Lamont Wade** (CB to S) and **Chris Welde** (RB to CB).

PENN STATE NUMBER CHANGES

- Three Nittany Lions are wearing new numbers in 2018: **Dae'Lun Darien** (41), **Donovan Johnson** (2) and **C.J. Thorpe** (69).
- For the Ohio State game, RB Miles Sanders wore No. 8 to honor senior RB Mark Allen, who suffered a season-ending injury, and DE **Shaka Toney** wore No. 97 to honor senior DE **Ryan Buchholz**, who retired prior to the season due to injury concerns.
- For the Indiana game, DT **Antonio Shelton** wore No. 53 in honor of sophomore DT **Fred Hansard** who suffered a season-ending injury.

TAKING ON THE NEIGHBORS

- For the fifth consecutive year, Penn State is playing at least four FBS teams that are within a 250-mile drive (based on Google Maps from stadium to stadium).
- Penn State went 4-0 against its neighbors last season, and is 2-0 in 2018 after defeating Pitt, 51-6, and Kent State, 63-10.
- The only nearby FBS team Penn State has not played since 2012 is West Virginia, but the Mountaineers are on the Nittany Lions' schedule in 2023 and 2024.
- Since joining the Big Ten in 1993, Penn State is 45-4 against FBS teams within 250 miles.
- All-time, Penn State is 291-111-17 against its current FBS regional foes.

Distance	Team	Last Played	Result
139 Miles	Pittsburgh	Sept. 8, 2018	W, 51-6
181 Miles	West Virginia	Oct. 24, 1992	W, 40-26
198 Miles	Temple	Sept. 17, 2016	W, 34-27
198 Miles	Navy	Sept. 15, 2012	W, 34-7
199 Miles	Maryland	Nov. 25, 2017	W, 66-3
204 Miles	Buffalo	Sept. 12, 2015	W, 27-14
205 Miles	Kent State	Sept. 15, 2018	W, 63-10
215 Miles	Akron	Sept. 2, 2017	W, 52-0
224 Miles	Rutgers	Nov. 11, 2017	W, 35-6
230 Miles	Syracuse	Aug. 31, 2013	W, 23-17
250 Miles	Army	Oct. 3, 2015	W, 20-14

Bold indicates 2018 opponent
FAMILY AFFAIR

- Penn Staters know that it is very common for generations of families to all attend Penn State. For a fortunate few, immediate family members are also able to follow in a brother, father or grandfather's footsteps on the Penn State football team.

- Four sons of Penn State lettermen are on the 2018 team.

Father (Letters)	Son (Class)
Chris Thorpe (1988)	C.J. Thorpe (R-Fr.)
Leonard Humphries (1989-91)	Isaiah Humphries (Fr.)
Brian Chizmar (1986-89)	Max Chizmar (R-Fr.)
Bruce Clark (1985-86)	Brandon Clark (Fr.)

- Including current team members **Kyle** and **Dan Vasey**, four pairs of brothers are currently represented.
- | Older (Letters/Class) | Younger (Class) |
|------------------------|---------------------|
| Billy Fessler (2017) | Henry Fessler (Fr.) |
| Kyle Vasey (Sr.) | Dan Vasey (R-Fr.) |
| Adam DeBoef (2017) | Collin DeBoef (Fr.) |
| Christian Kuntz (2012) | Zack Kuntz (Fr.) |
- Sophomore QB **Michael Shuster** is the grandson of Dick Hoak (1958-60).

OVERTIME OVER TIME

- College football introduced overtime during the bowl season in 1995 and adopted it for regular season games in 1996.
- Since then, Penn State has played 13 overtime games, including six over the 2012-14 seasons. Nine of the 13 overtime tilts have come at home, two in true road games, one in the 2006 Orange Bowl and one in the 2014 Pinstripe Bowl.
- Penn State is 8-5 all-time in overtime games, with a 5-4 record at Beaver Stadium, 1-1 mark in true road games and 2-0 ledger at a neutral site.
- Penn State has won three-straight overtime games under James Franklin. It's the longest streak of overtime wins since winning five-straight from 2006 to 2013
- Most recently, Penn State went into overtime in a season opener for the first time, opening the 2018 season with a 45-38 OT-win over Appalachian State. **Miles Sanders** rushed four times for 25 yards and a touchdown to open the bonus period, and then **Amani Oruwariye** intercepted an App State pass on first down from the 15 in the end zone.
- It was the seventh overtime game at Beaver Stadium since the start of the 2012 season. Penn State is 5-2 in those games.
- The 2018 overtime game was the first since Penn State defeated Minnesota, 29-26, on Oct. 1, 2016. After Minnesota kicked a field goal on its first possession, Penn State running back Saquon Barkley rushed 25 yards for a touchdown on the Nittany Lions first offensive play.
- Penn State's first two overtime contests came vs. Iowa in 2000 and 2002 at home. The Nittany Lions dropped their first three contests that went to the extra period, but won five straight overtime contests before falling to Nebraska on Nov. 23, 2013.
- Penn State's all-time overtime games:

Date	Opponent	Score
11/4/00	IOWA (20T)	L, 23-26
9/28/02	IOWA	L, 35-42
10/12/02	at Michigan	L, 24-27
1/3/06	vs. Florida State (30T) ¹	W, 26-23
10/7/06	at Minnesota	W, 28-27
11/24/12	WISCONSIN	W, 24-21
10/12/13	MICHIGAN (40T)	W, 43-40
11/2/13	ILLINOIS	W, 24-17
11/23/13	NEBRASKA	L, 20-23
10/25/14	OHIO STATE (20T)	L, 24-31
12/27/14	vs. Boston College ²	W, 31-30
10/2/16	MINNESOTA	W, 29-26
9/1/18	APPALACHIAN STATE	W, 45-38

¹ - Orange Bowl, ² - Pinstripe Bowl

BLUE-WHITE

- The 2019 date has been set for the annual Blue-White Game, which is one of the highlights of the Penn State sports calendar.
- The Blue-White football game will be played Saturday, April 13, 2019 in Beaver Stadium. The intra-squad scrimmage is tentatively scheduled to kick in the early to mid-afternoon. The Nittany Lions concluded spring practice on April 21, with an estimated 71,000 fans attending the 2018 Blue-White Game, the nation's fourth-largest spring football crowd this year.
- The Blue-White Game is the university's unofficial annual spring reunion. The game has drawn more than 50,000 fans in 10 of the past 12 years, including six crowds above 70,000.
- More details will be announced after the 2018 season.

HISTORIC SERIES

- Penn State has many long and storied series on the gridiron. The Nittany Lions have played 20 teams 20 or more times in the 132-year history of the program.
- Penn State owns a winning record against 16 of the 20 teams that it has met 20 or more times.
- Nine of the 20 teams are on the 2018 schedule, including Pitt (99 meetings), Iowa (27), Illinois (24), Indiana (22), Michigan (21), Ohio State (34), Michigan State (33) Rutgers (27) and Maryland (40).
- Since 2012, Penn State has played or has a future meeting scheduled meeting with 13 of the 20 teams (all of the FBS teams except Navy). Those opponents include: Army (2015), Illinois (2014-15, '18, '21), Iowa (2016-21), Pitt (2016-19), Syracuse (2012), Temple (2014-16) and West Virginia (2023-24), while the Lions will meet yearly with Big Ten East Division opponents Indiana, Maryland, Michigan, Michigan State, Ohio State and Rutgers.
- Fifteen of the 20 programs are currently members of NCAA Division I FBS. Bucknell, Lehigh and Penn are in NCAA Division I FCS, while Gettysburg and Lebanon Valley are Division III programs.

Team	Meetings	Record
Pitt	99	52-43-4
Syracuse	71	43-23-5
West Virginia	59	48-9-2
Penn [*]	47	18-25-4
Temple	45	40-4-1
Maryland[*]	41	38-2-1
Bucknell [*]	38	28-10
Navy	38	19-17-2
Ohio State[*]	34	14-20
Michigan State[*]	33	15-17-1
Gettysburg [*]	28	27-0-1
Iowa[*]	28	16-12
Rutgers[*]	28	26-2
Army	26	14-10-2
Illinois[*]	24	19-5
Boston College	24	20-4
Lehigh [*]	23	16-6-1
Indiana[*]	22	21-1
Michigan[*]	22	8-14
Lebanon Valley [*]	20	20-0

^{*} - Current Big Ten team | ^{*} - Current Non-FBS university

NITTANY LIONS CLAIM "HERBIES"

- ESPN analyst Kirk Herbstreit tabbed two Penn State quarterbacks for awards in his annual preseason "Herbie Awards" show.
- He selected **Trace McSorley** as the "Most Exciting Player" in college football and fellow signal caller **Tommy Stevens** as the "Most Unselfish" player in college football.
- Penn State's incredible fans also got nods, as Herbie recognized the Penn State White Out as the "Best Atmosphere" in college football, while the student section was recognized as the best in college football.
- Herbstreit also picked the Lions to win the Big Ten Championship and reach the College Football Playoff.

HAPPY VALLEY

HOME SWEET HOME

- With a 288-74 all-time record in Beaver Stadium, Penn State owns the eighth-best winning percentage (.796) in its current home venue amongst current FBS schools and leads the Big Ten.
- Only Alabama (.829) and Oklahoma (.811) have higher winning percentages in facilities older than Beaver Stadium.

School	Stadium Name (Opened)	Rec	Win %
1. Houston	TDECU Stadium (2014)	26-5	.838
2. Ga. Southern	Paulson Stadium (1984)	192-39	.831
3. Alabama	Bryant-Denny Stadium (1929)	263-53-3	.829
4. Boise State	Albertsons Stadium (1970)	263-55	.827
5. Marshall	Joan C. Edwards Stadium (1991)	157-34	.822
6. Oklahoma	Gaylord Family-Oklahoma Memorial Stad. (1923)	395-86-15	.811
7. Penn State	Beaver Stadium (1960)	288-74	.796
8. Auburn	Jordan-Hare Stadium (1939)	323-83-7	.791
9. Ohio State	Ohio Stadium (1922)	442-112-20	.787
10. Tennessee	Neyland Stadium (1921)	466-130-17	.774

TOP 10 BEAVER STADIUM CROWDS

Rk.	Attend.	Date	Result
1.	110,889	Sept. 29, 2018	Ohio State 27, Penn State 26
2.	110,823	Oct. 21, 2017	Penn State 42, Michigan 13
3.	110,753	Sept. 14, 2002	Penn State 40, Nebraska 7
4.	110,134	Oct. 27, 2007	Ohio State 37, Penn State 17
5.	110,078	Sept. 8, 2007	Penn State 31, Notre Dame 10
6.	110,033	Nov. 7, 2009	Ohio State 24, Penn State 7
7.	110,017	Oct. 18, 2008	Penn State 46, Michigan 17
8.	110,007	Oct. 14, 2006	Michigan 17, Penn State 10
9.	109,898	Sept. 9, 2017	Penn State 33, Pitt 14
10.	109,865	Nov. 5, 2005	Penn State 35, Wisconsin 14

LARGEST CROWDS TO WATCH PENN STATE

Rk.	Attend.	Date	Opponent, Stadium
1.	113,085	Oct. 11, 2014	Michigan, Michigan Stadium
2.	111,502	Oct. 12, 2002	Michigan, Michigan Stadium
3.	111,310	Sept. 22, 2007	Michigan, Michigan Stadium
4.	111,249	Oct. 15, 2005	Michigan, Michigan Stadium
5.	111,019	Nov. 7, 1998	Michigan, Michigan Stadium
6.	110,889	Sept. 29, 2018	Ohio State, Beaver Stadium
7.	110,823	Oct. 21, 2017	Michigan, Beaver Stadium
8.	110,803	Nov. 11, 2000	Michigan, Michigan Stadium
9.	110,753	Sept. 14, 2002	Nebraska, Beaver Stadium
10.	110,377	Oct. 24, 2009	Michigan, Michigan Stadium
11.	110,319	Sept. 24, 2016	Michigan, Michigan Stadium
12.	110,134	Oct. 27, 2007	Ohio State, Beaver Stadium
13.	110,078	Sept. 8, 2007	Notre Dame, Beaver Stadium
14.	110,033	Nov. 7, 2009	Ohio State, Beaver Stadium
15.	110,017	Oct. 18, 2008	Michigan, Beaver Stadium
16.	110,007	Oct. 14, 2006	Michigan, Beaver Stadium
17.	109,898	Sept. 9, 2017	Pitt, Beaver Stadium

UPCOMING GAME THEMES

Visit GoPSUsports.com or call 1-800-NITTANY for more information.

11/10 - THON DAY (WISCONSIN)

- The Penn State student section ribbon will turn yellow to celebrate THON, the largest student-run philanthropy in the world.
- THON has raised more than \$147,000,000 in its history to benefit the Four Diamonds Fund.

11/24 - SENIOR DAY; PENN STATE PARENTS & FAMILIES TAILGATE; EDUCATOR APPRECIATION (MARYLAND)

- The Nittany Lion seniors will be introduced for the final time in front of the Beaver Stadium faithful.
- All Penn State parents and families are invited to Happy Valley to drop off their students after the Thanksgiving break and stay to attend the last home game of the year. All Penn State parents and families are eligible to purchase a special ticket package, which will include a pre-game tailgate inside Pegula Ice Arena.
- Educators across the state are eligible for a discounted ticket package to attend the game. To nominate an Educator from your hometown to be recognized as an Educator of the Year this season, for their dedication and service to your local community and school district, please visit GoPSUsports.com.

20 2018 PENN STATE FOOTBALL

FUTURE SCHEDULES

2019 Schedule

Aug. 31 IDAHO
 Sept. 7 BUFFALO
 Sept. 14 PITTSBURGH
 Sept. 21 Bye
 Sept. 28 at Maryland*
 Oct. 5 PURDUE*
 Oct. 12 at Iowa*
 Oct. 19 MICHIGAN*
 Oct. 26 at Michigan State*
 Nov. 2 Bye
 Nov. 9 at Minnesota*
 Nov. 16 INDIANA*
 Nov. 23 at Ohio State*
 Nov. 30 RUTGERS*
 Dec. 7 BIG Championship^

2021 Schedule

Sept. 4 at Wisconsin*
 Sept. 11 BALL STATE
 Sept. 18 AUBURN
 Sept. 25 VILLANOVA
 Oct. 2 Bye
 Oct. 9 at Iowa*
 Oct. 16 ILLINOIS*
 Oct. 23 at Michigan State*
 Oct. 30 INDIANA*
 Nov. 6 at Maryland*
 Nov. 13 MICHIGAN*
 Nov. 20 at Ohio State*
 Nov. 27 RUTGERS*
 Dec. 4 BIG Championship^

2023 Schedule

Sept. 2 West Virginia
 Sept. 9 DELAWARE
 Sept. 16 at Illinois*
 Sept. 23 at Northwestern*
 Sept. 30 Open
 Oct. 7 Indiana*
 Oct. 14 at Michigan State*
 Oct. 21 at Ohio State*
 Oct. 28 IOWA*
 Nov. 4 MICHIGAN*
 Nov. 11 Open
 Nov. 18 RUTGERS*
 Nov. 25 at Maryland*
 Dec. 2 BIG Championship^
One non-conference game to be scheduled

2025 Schedule

Sept. 6 Virginia Tech
 Sept. 13 Open
 Sept. 20 Rutgers*
 Sept. 27 at Illinois*
 Oct. 4 Purdue*
 Oct. 11 Open
 Oct. 18 at Maryland*
 Oct. 25 at Minnesota*
 Nov. 1 Indiana*
 Nov. 8 Open
 Nov. 15 at Ohio State*
 Nov. 22 Michigan*
 Nov. 29 at Michigan State*
 Dec. 6 BIG Championship^
Two non-conference games to be scheduled

2020 Schedule

Sept. 5 NEVADA
 Sept. 12 at Virginia Tech
 Sept. 19 SAN JOSE STATE
 Sept. 26 NORTHWESTERN*
 Oct. 3 at Michigan*
 Oct. 10 Bye
 Oct. 17 IOWA*
 Oct. 24 OHIO STATE*
 Oct. 31 at Indiana*
 Nov. 7 at Nebraska*
 Nov. 14 MICHIGAN STATE*
 Nov. 21 MARYLAND*
 Nov. 28 at Rutgers*
 Dec. 5 BIG Championship^

2022 Schedule

Sept. 3 at Purdue*
 Sept. 10 Open
 Sept. 17 at Auburn
 Sept. 24 CENTRAL MICHIGAN
 Oct. 1 OHIO STATE*
 Oct. 8 at Michigan*
 Oct. 15 ILLINOIS*
 Oct. 22 Open
 Oct. 29 MICHIGAN STATE*
 Nov. 5 at Indiana*
 Nov. 12 MARYLAND*
 Nov. 19 MINNESOTA*
 Nov. 26 at Rutgers*
 Dec. 3 BIG Championship^
One non-conference game to be scheduled

2024 Schedule

Aug. 31 at West Virginia
 Sept. 7 BOWLING GREEN
 Sept. 14 at Rutgers*
 Sept. 21 Open
 Sept. 28 Open
 Oct. 5 MARYLAND*
 Oct. 12 ILLINOIS*
 Oct. 19 at Wisconsin*
 Oct. 26 NEBRASKA*
 Nov. 2 Open
 Nov. 9 OHIO STATE*
 Nov. 16 at Michigan*
 Nov. 23 at Indiana*
 Nov. 30 MICHIGAN STATE*
 Dec. 7 BIG Championship^
One non-conference game to be scheduled

Future Non-Conference Games

Sept. 12, 2026 at Temple
 Sept. 11, 2027 DELAWARE
 Sept. 18, 2027 TEMPLE
 * Big Ten Game
 ^ Lucas Oil Stadium;
 Indianapolis
 & TBA
Schedule subject to change

COLLINS GOING INTO THE HALL

- Penn State national award winner and first-team All-America QB Kerry Collins has been elected to the College Football Hall of Fame as part of the 2018 class.
- Collins was recognized for the honor during the Ohio State game as part of National Football Foundation (NFF) Hall of Fame On-Campus Salutes, presented by Fidelity Investments.
- Collins will be inducted to the Hall of Fame December 4, 2018 at the 61st (NFF) Annual Awards Dinner in New York. Collins is the 25th member of the Penn State football family to be elected.
- Linebacker Shane Conlan was the most recent player inductee in 2014, while former Nittany Lion player Bill Bowes was enshrined into the Hall of Fame as the University of New Hampshire head coach in 2016.
- Collins helped Penn State post a 40-9 record from 1991-94 and was instrumental in the Nittany Lions earning a 22-2 overall mark (14-2 conference) during their first two years in the Big Ten Conference, posting records of 10-2 in 1993 and 12-0 in 1994.
- The recipient of the 1994 Maxwell Award as the National Player of the Year, he helped the Nittany Lions win three New Year's Day bowl games: the 1992 Fiesta, 1994 Citrus and 1995 Rose Bowls.

COLLEGE HALL OF FAME NOMINEES

- First-team All-Americans Bobby Engram, Jeff Hartings and Steve Wisniewski have been selected as a part of the national ballot for the National Football Foundation's College Hall of Fame's Class of 2019.
- A total of 76 players and six coaches from FBS are on the 2019 ballot.
- The trio of standouts who were instrumental in helping Penn State post undefeated and championship seasons have an opportunity to join 19 former Nittany Lion players and five Penn State coaches who have been inducted into the Hall. Engram and Hartings are appearing on the ballot for the first time.
- Also on the ballot is former Nittany Lion student-athlete Glenn Killinger, who is among the candidates for the divisional coach Class of 2019. Killinger was inducted into the Hall of Fame as a player in 1966.
- Quarterback Kerry Collins will be inducted into the Hall of Fame in December, joining the likes of Shane Conlan, Curt Warner and Lydell Mitchell.
- The announcement of the 2019 Class will be made Monday, Jan. 7, 2019, in Santa Clara, California. The city is serving as the host for the CFP National Championship, which will be played later that day at Levi's Stadium.
- Engram helped Penn State to a 42-7 record during his career (1991, 1993-95), including a 19-5 record in Big Ten play. The recipient of the inaugural Biletnikoff Award in 1994 as the nation's top receiver, he helped Penn State to four bowl wins during his time in Happy Valley, including the 1995 Rose Bowl and 1992 Fiesta Bowl. In addition, Engram was selected as the MVP of the 1996 Outback Bowl and the 1993 Citrus Bowl (offensive MVP).
- Hartings excelled on the field and in the classroom for the Nittany Lions, claiming first-team CoSIDA Academic All-America honors and six first-team All-America accolades during his career. In 1995, he was an NFF Hall of Fame Scholar-Athlete team honoree and Rotary Lombardi Trophy semifinalist. The native of St. Henry, Ohio was the keystone of the offensive line that helped the 1994 offense break 14 school season records and seven Big Ten season marks.
- Wisniewski was a three-year starter at guard for the Nittany Lions who would go on to become an All-Pro lineman in the NFL. He was one of two sophomores to start on the 1986 National Championship team and he opened holes for two first-team All-America running backs, Blair Thomas (1987) and D.J. Dozier (1986). One of just four Penn State offensive linemen to earn a pair of first-team All-America honors, he was recognized in 1988 by the American Football Coaches (AFCA) and repeated All-America accolades from Sporting News. A 1988 team captain, Wisniewski is one of just two offensive linemen to earn Penn State's team MVP honor since its creation in 1978.

LIONS UNDER THE LIGHTS

- The 2018 season marks the 18th straight with at least one regular-season night game on the schedule, and the 10th since 2000 with multiple night games in the same season.
- Penn State won its first two night games of the season (at Pitt and at Illinois), but were defeated by No 4 Ohio State, ending a streak of nine consecutive nighttime wins. Penn State's lone losses in its last 11 night games are both to Ohio State.
- Three of Penn State's first five games of the season were played at night, its most since playing three of its first four games at night in 1991.
- Penn State is 51-31 at night all-time. The figure breaks down to 14-10 at home, 25-14 on the road and 12-7 in neutral site games. Penn State is 1-1 at regular season neutral sites, 11-6 in bowl games and 1-0 in conference championship games.
- The Lions' night games since 2000 include: Ohio State, Illinois and Pitt (2018); Michigan, Iowa and Georgia State (2017); Ohio State, Iowa, Rutgers and Wisconsin (2016); Ohio State and Rutgers (2015); Boston College (Pinstripe Bowl), Ohio State, Michigan and Rutgers (2014); Ohio State, Michigan and UCF (2013); Iowa and Ohio State (2012); Northwestern (2011); Alabama, Iowa and Michigan (2010); Iowa (2009); Illinois, Wisconsin and Ohio State (2008); Notre Dame, Ohio State and Texas A&M (2007), Michigan (2006), Illinois, Ohio State and Florida State (2005), Minnesota and Boston College (2004), Nebraska (2002 and 2003), Miami (Fla.) (2001) and Indiana (2000).
- On Oct. 12, 2013, the Lions claimed the longest game in Big Ten history when they edged Michigan under the lights, 43-40, in four overtimes in front of a sellout Beaver Stadium crowd of 107,844 on Homecoming.

PRESEASON HONORS

RYAN BATES, OFFENSIVE LINE

Outland Trophy Watch List (Top OL or DL)

KOA FARMER, LINEBACKER

Butkus Award Watch List (Top LB)
 Polynesian College Football Player of the Year Watch List

JAMES FRANKLIN, HEAD COACH

Bobby Dodd Trophy Watch List (Top Coach)

BLAKE GILLIKIN, PUNTER

Ray Guy Award Watch List (Top P)

JONATHAN HOLLAND, TIGHT END

Mackey Award Watch List (Top TE)

CONNOR McGOVERN, OFFENSIVE LINE

Outland Trophy Watch List (Top OL or DL)
 Rimington Watch List (Top C)

TRACE McSORLEY, QUARTERBACK

Big Ten Preseason Honors
Watch Lists
 CFPA National Performer of the Year Trophy Watch List
 Davey O'Brien Award (Top QB)
 Johnny Unitas Golden Arm Award (Top QB on and off field)
 Manning Award (Top QB, including bowl game)
 Maxwell Award (National Player of the Year)
 Walter Camp Award (National Player of the Year)
 Wuerffel Trophy (Community Service)
Preseason All-America
 Associated Press (Second Team)
 Athlon (Fourth Team)
 CBS Sports (Second Team)
 Sporting News (First Team)

SHAREEF MILLER, DEFENSIVE END

Bednarik Award Watch List (Defensive Player of the Year)
 Hendricks Award Watch List (Top DE)

AMANI ORUWARIYE, CORNER BACK

Nagurski Trophy Watch List (Defensive Player of the Year)

MILES SANDERS, RUNNING BACK

Doak Walker Award Preseason Watch List (Top RB)

NICK SCOTT, SAFETY

Allstate AFCA Good Works Team Nominee

DEPTH CHART

OFFENSE

Wide Receiver

84 Juwan Johnson (6-4, 225, Sr./Jr.)
 81 Cam Sullivan-Brown (6-0, 188, So./Fr.)
 86 Daniel George (6-2, 220, Fr./Fr.)

Tight End

87 Pat Freiermuth (6-5, 258, Fr./Fr.)
 83 Nick Bowers (6-4, 260, Sr./Jr.) **OR**
 18 Jonathan Holland (6-4, 252, Sr./Jr.)
 80 Danny Dalton (6-4, 247, Jr./So.)

Left Tackle

52 Ryan Bates (6-4, 302, Sr./Jr.)
 71 Will Fries (6-6, 306, Jr./So.)
 51 Alex Gellerstedt (6-6, 311, Jr./So.)

Left Guard

74 Steven Gonzalez (6-4, 325, Sr./Jr.)
 73 Mike Miranda (6-3, 298, So./Fr.)
 72 Bryce Effner (6-5, 272, Fr./Fr.)

Center

62 Michal Menet (6-4, 298, Jr./So.)
 64 Zach Simpson (6-3, 290, Sr./Jr.)
 70 Juice Scruggs (6-3, 278, Fr./Fr.)

Right Guard

66 Connor McGovern (6-5, 323, Jr./Jr.)
 75 Des Holmes (6-5, 322, So./Fr.)
 79 Charlie Shuman (6-8, 324, Gr./Sr.)

Right Tackle

71 Will Fries (6-6, 306, Jr./So.) **OR**
 77 Chasz Wright (6-7, 353, Gr./Sr.)
 51 Alex Gellerstedt (6-6, 311, Jr./So.)

Wide Receiver

10 Brandon Polk (5-9, 179, Sr./Jr.) **OR**
 3 DeAndre Thompkins (5-11, 188, Gr./Sr.)
 85 Isaac Lutz (5-11, 186, Jr./So.)

Wide Receiver

1 KJ Hamler (5-9, 173, So./Fr.)
 12 Mac Hippenhammer (5-11, 177, So./Fr.)
 5 Jahan Dotson (5-11, 169, Fr./Fr.)

Quarterback

9 Trace McSorley (6-0, 201, Gr./Sr.)
 2 Tommy Stevens (6-5, 240, Sr./Jr.)
 14 Sean Clifford (6-2, 219, So./Fr.)

Running Back

24 Miles Sanders (5-11, 215, Jr./Jr.)
 4 Ricky Slade (5-9, 198, Fr./Fr.)
 32 Journey Brown (5-11, 205, So./Fr.) **OR**
 20 Johnathan Thomas (5-11, 218, Gr./Sr.)

Lion

2 Tommy Stevens (6-5, 240, Sr./Jr.)

DEFENSE

Defensive End

48 Shareef Miller (6-5, 260, Sr./Jr.)
 18 Shaka Toney (6-3, 241, Jr./Fr.)
 49 Daniel Joseph (6-3, 253, Jr./So.)

Defensive Tackle

30 Kevin Givens (6-1, 285, Sr./Jr.)
 93 PJ Mustipher (6-4, 300, Fr./Fr.)
 90 Damion Barber (6-3, 283, So./Fr.)

Defensive Tackle

54 Robert Windsor (6-4, 295, Sr./Jr.)
 55 Antonio Shelton (6-2, 310, Jr./So.)
 69 C.J. Thorpe (6-3, 328, So./Fr.)

Defensive End

99 Yetur Gross-Matos (6-5, 259, So./So.)
 34 Shane Simmons (6-3, 250, Jr./So.)
 28 Jayson Oweh (6-5, 247, Fr./Fr.) **OR**
 46 Nick Tarburton (6-3, 246, Fr./Fr.)

Outside Linebacker

7 Koa Farmer (6-1, 230, Gr./Sr.)
 11 Micah Parsons (6-3, 240, Fr./Fr.)
 33 Jake Cooper (6-1, 234, Sr./Sr.)

Middle Linebacker

36 Jan Johnson (6-2, 234, Gr./Jr.)
 13 Ellis Brooks (6-1, 233, So./Fr.)
 40 Jesse Luketa (6-3, 236, Fr./Fr.)

Outside Linebacker

6 Cam Brown (6-5, 223, Jr./Jr.)
 9 Jarvis Miller (6-2, 223, Sr./Jr.)
 41 Dae'Lun Darien (6-4, 223, Jr./So.)

Cornerback

21 Amani Oruwareye (6-1, 203, Gr./Sr.)
 2 Donovan Johnson (5-9, 182, So./Fr.)
 14 Zech McPhearson (5-11, 188, Jr./So.)

Safety

17 Garrett Taylor (6-0, 203, Sr./Jr.)
 26 Jonathan Sutherland (5-11, 201, So./Fr.)
 23 Ayrton Monroe (5-11, 206, Sr./Jr.)

Safety

4 Nick Scott (5-11, 200, Gr./Sr.)
 38 Lamont Wade (5-9, 194, So./So.)
 23 Ayrton Monroe (5-11, 206, Sr./Jr.)

Cornerback

29 John Reid (5-10, 180, Sr./Jr.) **OR**
 5 Tariq Castro-Fields (6-0, 186, So./So.)
 14 Zech McPhearson (5-11, 188, Jr./So.)

Star

29 John Reid (5-10, 180, Sr./Jr.)
 2 Donovan Johnson (5-9, 182, So./Fr.)
 38 Lamont Wade (5-9, 194, So./So.)

SPECIAL TEAMS

Punter

93 Blake Gillikin (6-2, 192, Jr./Jr.)
 49 Cade Pollard (5-11, 207, Fr./Fr.)
 95 Vlad Hilling (5-10, 217, Fr./Fr.)

Kicker (Field Goal)

92 Jake Pinegar (6-2, 197, Fr./Fr.)
 99 Justin Tobin (6-2, 191, Jr./So.) **OR**
 95 Vlad Hilling (5-10, 217, Fr./Fr.)

Kicker (Kickoff)

90 Rafael Checa (6-2, 205, Fr./Fr.)
 92 Jake Pinegar (6-2, 197, Fr./Fr.)
 99 Justin Tobin (6-2, 191, Jr./So.)

Holder

93 Blake Gillikin (6-2, 192, Jr./Jr.)
 15 Michael Shuster (6-2, 209, Jr./So.)
 36 Jan Johnson (6-2, 234, Gr./Jr.)

Long Snapper

96 Kyle Vasey (6-2, 231, 5th/Sr.)
 91 Chris Stoll (6-2, 257, So./Fr.)
 94 Joe Calcagno (6-0, 242, So./Fr.)

Kickoff Returners

1 KJ Hamler (5-9, 173, So./Fr.)
 32 Journey Brown (5-11, 205, So./Fr.)
 4 Ricky Slade (5-9, 198, Fr./Fr.)

Punt Returners

3 DeAndre Thompkins (5-11, 188, Gr./Sr.)
 1 KJ Hamler (5-9, 173, So./Fr.) **OR**
 29 John Reid (5-10, 180, Sr./Jr.)

PRONUNCIATIONS

Joe Calcagno CAL-kag-no
 Tariq Castro-Fields TUH-reek Castro-Fields
 Rafael Checa ra-fye-ell check-uh
 Dae'Lun Darien DAY-lawn Darien
 Jahan Dotson JUH-han DOT-son
 Brelin Faison-Walden BREY-lynn FACE-in Walden
 Koa Farmer CO-uh Farmer
 Pat Freiermuth Pat fryer-muth
 Will Fries Will FRY-z
 Yetur Gross-Matos YEE-tore Gross-Mah-tose
 Fred Hansard Hann-SARD
 Drew Hartlaub Drew heart-lob
 Aeneas Hawkins ah-knee-iss HAWK-ins
 Alex Hoenstine Alex hoe-en-styne
 Charlie Katshir Charlie catch-sure
 Zack Kuntz Zack KOON-ts
 Will Levis Will lev-iss
 Jesse Luketa Jesse LUKE-ket-uh
 Zech McPhearson Zack McPhearson
 Michal Menet Michael men-NET
 Ayrton Monroe AIR-en Monroe
 Amani Oruwareye UH-monn-E O-rue-waar-ee-A
 Jayson Oweh Jason Oh-way
 Jake Pinegar Jake pin-ah-grrr
 Dan/Kyle Vasey Dan/Kyle VAY-see
 Chris Welde Chris WELL-dee

Coaches

Phil Galiano gail-lee-on-no
 Ricky Rahne Ricky Ronnie
 Ja'Juan Seider JAY-juan cider

ASSISTANT COACHES



Brent Pry
 Defensive Coord./
 LBs
 Field



Ricky Rahne
 Offensive Coord./
 QBs
 Booth



Phil Galiano
 Special Teams Coord./
 Asst. DL
 Field



Tim Banks
 Co-Def. Coord./
 Safeties
 Booth



Tyler Bowen
 Tight Ends
 Field



David Corley
 Wide Receivers
 Field



Matt Limegrover
 Run Game Coord./
 OL
 Field



Ja'Juan Seider
 Running Backs
 Field



Terry M. Smith
 Asst. Head Coach/
 CBs
 Field



Sean Spencer
 Assoc. Head Coach/
 Run Game Coord./DL
 Field

22 2018 PENN STATE FOOTBALL

NUMERICAL ROSTER (1-50)

NO.	NAME	POS.	CL./EL.	HT.	WT.	HIGH SCHOOL/COACH	HOMETOWN
1	Hamler, KJ	WR	So./Fr.	5-9	173	IMG Academy (Fla.)/Kevin Wright	Pontiac, Mich.
2	Humphries, Isaiah	S	Fr./Fr.	6-0	187	Sachse/Red Behrens	Rowlett, Texas
2	Johnson, Donovan	CB	So./Fr.	5-9	182	Cass Tech/Thomas Wilcher	Detroit, Mich.
2	Stevens, Tommy *	QB	Sr./Jr.	6-5	240	Decatur Central/Justin Dixon	Indianapolis, Ind.
3	Thompkins, DeAndre ***	WR	Gr./Sr.	5-11	188	Swansboro/Tim Laspada	Hubert, N.C.
4	Scott, Nick ***	S	Gr./Sr.	5-11	200	Fairfax/Kevin Simonds	Fairfax, Va.
4	Slade, Ricky	RB	Fr./Fr.	5-9	198	C.D. Hylton/Tony Lilly	Woodbridge, Va.
5	Castro-Fields, Tariq *	CB	So./So.	6-0	186	Riverdale Baptist School/Caesar Nettles	Upper Marlboro, Md.
5	Dotson, Jahan	WR	Fr./Fr.	5-11	169	Nazareth Area/Tom Falzone	Nazareth, Pa.
6	Brown, Cam **	LB	Jr./Jr.	6-5	223	The Bullis School/Patrick Cilento	Burtonsville, Md.
6	Shorter, Justin	WR	Fr./Fr.	6-4	226	South Brunswick/Joe Goerge	Monmouth Junction, N.J.
7	Farmer, Koa ***	LB	Gr./Sr.	6-1	230	Notre Dame/Kevin Rooney	Lake View Terrace, Calif.
8	Allen, Mark *	RB	Gr./Sr.	5-6	184	DeMatha/Elijah Brooks	Hyattsville, Md.
9	McSorley, Trace ***	QB	Gr./Sr.	6-0	201	Briar Woods/Charlie Pierce	Ashburn, Va.
9	Miller, Jarvis **	LB	Sr./Jr.	6-2	223	Windsor Locks/Suffield/East Granby/Jason Qua	Suffield, Conn.
10	Polk, Brandon **	WR	Sr./Jr.	5-9	179	Briar Woods/Charlie Pierce	Ashburn, Va.
11	Parsons, Micah	LB	Fr./Fr.	6-3	240	Harrisburg/Calvin Everett	Harrisburg, Pa.
12	Hippenhammer, Mac	WR	So./Fr.	5-11	177	R. Nelson Snider/Kurt Tippmann	Fort Wayne, Ind.
13	Brooks, Ellis	LB	So./Fr.	6-1	233	Benedictine College Prep/Greg Lilly	Mechanicsville, Va.
13	Kline, Grayson	QB	Fr./Fr.	6-5	219	Warwick/Bob Locker	Sinking Spring, Pa.
14	Clifford, Sean	QB	So./Fr.	6-2	219	St. Xavier/Steve Specht	Cincinnati, Ohio
14	McPhearson, Zech *	CB	Jr./So.	5-11	188	Riverdale Baptist School/Caesar Nettles	Columbia, Md.
15	Shuster, Michael	QB	Jr./So.	6-2	209	Camp Hill/Frank Gay	Camp Hill, Pa.
16	Petrisen, John	S	Sr./Jr.	6-0	206	Pittsburgh Central Catholic/Terry Totten	Lower Burrell, Pa.
17	Levis, Will	QB	Fr./Fr.	6-3	226	Xavier/Andy Guyon	Madison, Conn.
17	Taylor, Garrett **	S	Sr./Jr.	6-0	203	St. Christopher's/Lance Clelland	Richmond, Va.
18	Holland, Jonathan **	TE/H	Sr./Jr.	6-4	252	The Bullis School/Patrick Cilento	Brandywine, Md.
18	Toney, Shaka *	DE	Jr./So.	6-3	241	Imhotep Charter/Albie Crosby	Philadelphia, Pa.
19	Gordon, Trent	CB	Fr./Fr.	5-11	184	Manvel/Kirk Martin	Spring, Texas
20	Butler, Jabari	CB	Sr./Jr.	5-11	186	Abilene Christian University/Ken Collums	Potomac, Md.
20	Thomas, Johnathan *	RB	Gr./Sr.	5-11	218	St. John's Prep/Jim O'Leary	Peabody, Mass.
21	Oruwariye, Amani ***	CB	Gr./Sr.	6-1	203	Gaither/Jason Stokes	Tampa, Fla.
23	Monroe, Ayron **	S	Sr./Jr.	5-11	206	St. John's College H.S./Joe Patterson	Largo, Md.
24	Brown, DJ	CB	So./Fr.	5-10	177	Creekside/Will Rogers	College Park, Ga.
24	Sanders, Miles **	RB	Jr./Jr.	5-11	215	Woodland Hills/George Novak	Pittsburgh, Pa.
25	Faison-Walden, Brelin	LB	So./Fr.	6-1	207	Grimsley/Darrel Brown	Greensboro, N.C.
26	Sutherland, Jonathan	S	So./Fr.	5-11	201	Episcopal (Va.)/Panos Voulgaris	Ottawa, Ont.
27	Hawkins, Aeneas	DT	Fr./Fr.	6-2	285	Moeller/John Rodenberg	Cincinnati, Ohio
27	Romano, Cody	S	Fr./Fr.	6-2	207	Blair Academy/Jim Saylor	Newton, N.J.
28	Oweh, Jayson	DE	Fr./Fr.	6-5	247	Blair Academy/Jim Saylor	Howell, N.J.
29	Fessler, Henry	WR	Fr./Fr.	5-10	170	Cathedral Prep/Mike Mischler	Erie, Pa.
29	Reid, John **	CB	Sr./Jr.	5-10	180	St. Joseph's Prep (Pa.)/Gabe Infante	Mount Laurel, N.J.
30	Givens, Kevin **	DT	Sr./Jr.	6-1	285	Altoona Area/John Franco	Altoona, Pa.
31	Welde, Christopher	CB	Sr./Jr.	5-7	170	Council Rock North/Adam Collachi	Newtown, Pa.
32	Brown, Journey	RB	So./Fr.	5-11	205	Meadville/Ray Collins	Meadville, Pa.
33	Cooper, Jake ***	LB	Sr./Sr.	6-1	234	Archbishop Wood/Steve Devlin	Doylestown, Pa.
33	Holmes, C.J.	RB	So./So.	6-0	215	Notre Dame/Brian Kelly	Hamden, Conn.
34	Simmons, Shane *	DE	Jr./So.	6-3	250	DeMatha/Elijah Brooks	Laurel, Md.
35	Neff, Justin	S	So./Fr.	6-1	193	Central Mountain/James Renninger	Mill Hall, Pa.
36	Johnson, Jan	LB	Gr./Jr.	6-2	234	Governor Mifflin/Dominic Vecchio	Mohnton, Pa.
37	Hartlaub, Drew	S	So./Fr.	5-11	179	South Western/Chris Heilman	Hanover, Pa.
38	Wade, Lamont *	S	So./So.	5-9	194	Clairton/Wayne Wade	Clairton, Pa.
39	Di Leo, Frank	LB	Sr./Jr.	5-9	225	Saint Ignatius College Prep/John O'Connor	Elmhurst, Ill.
40	Eury, Nick	RB	Jr./So.	5-9	204	Lake-Lehman/Jerry Gilsky	Shavertown, Pa.
40	Luketa, Jesse	LB	Fr./Fr.	6-3	236	Mercyhurst Prep (Pa.)/Jeff Root	Ottawa, Ont.
41	Arcangelo, Joe	TE/H	Sr./Jr.	6-4	259	Abington Heights/Joe Repshis	Clarks Summit, Pa.
41	Darien, Dae'Lun *	LB	Jr./So.	6-4	223	Dunbar/Lawrence Smith	Baltimore, Md.
43	Baker, Trevor	TE/H	So./Fr.	6-3	220	Lewis S. Mills (Conn.)/Jose Santana	Easton, Pa.
42	Jordan, Ellison *	DT	Jr./So.	6-0	291	Gilman School/Biff Poggi	Upper Marlboro, Md.
44	Pica, Cameron	WR	So./Fr.	6-2	210	Hickory/Bill Brest	Hermitage, Pa.
45	DuMond, Joe	DE	Jr./So.	5-11	249	St. Joseph's Prep/Gabe Infante	Philadelphia, Pa.
45	Katshir, Charlie	LB	Fr./Fr.	6-3	220	Cumberland Valley/Michael Whitehead	Camp Hill, Pa.
46	Tarburton, Nick	DE	Fr./Fr.	6-3	246	Pennridge/Jeff Hollenbach	Green Lane, Pa.
48	Miller, Shareef **	DE	Sr./Jr.	6-5	260	George Washington/Ronald Cohen	Philadelphia, Pa.
49	Joseph, Daniel	DE	Jr./So.	6-3	253	Lake Forest Academy (Ill.)/Robin Bowkett	Brampton, Ont.
49	Pollard, Cade	P	Fr./Fr.	5-11	207	Samuel V. Boerne Champion/Keith Kaiser	Boerne, Texas
50	Chizmar, Max	LB	So./Fr.	6-2	222	Mars Area/Scott Heinauer	Mars, Pa.
50	Knutsson, Will	OL	Fr./Fr.	6-2	307	McDonogh School/Dom Damico	Fredericksburg, Va.

NUMERICAL ROSTER (51-99)

NO.	NAME	POS.	CL./EL.	HT.	WT.	HIGH SCHOOL/COACH	HOMETOWN
51	Gellerstedt, Alex *	OL	Jr./So.	6-6	311	Dublin Coffman/Mark Crabtree	Dublin, Ohio
51	Vranic, Jason	LB	5th/Sr.	6-0	224	Erie C.C./Scott Pilkey	Wheatfield, N.Y.
52	Bates, Ryan **	OL	Sr./Jr.	6-4	302	Archbishop Wood/Steve Devlin	Warrington, Pa.
53	Hansard, Fred	DT	So./Fr.	6-3	316	The Hun School/Todd Smith	Burlington, N.J.
53	Walker, Rasheed	OL	Fr./Fr.	6-6	308	North Point/Tom Petre	Waldorf, Md.
54	Windsor, Robert **	DT	Sr./Jr.	6-4	295	Fond Du Lac/Mike Gnewuch	Fond Du Lac, Wis.
55	Shelton, Antonio	DT	Jr./So.	6-2	310	Westerville-North/Rodger Elander	Westerville, Ohio
58	Presta, Evan	DT	So./Fr.	6-3	279	Cathedral Prep/Mike Mischler	Erie, Pa.
59	Konigus, Kaleb	OL	Fr./Fr.	6-2	300	Lake-Lehman/Jerry Gilsky	Lehman, Pa.
62	Menet, Michal *	OL	Jr./So.	6-4	298	Exeter Township Senior/Matt Bauer	Birdsboro, Pa.
63	DeBoef, Collin	OL	Fr./Fr.	6-5	255	State College Area/Matt Lintal	State College, Pa.
64	Simpson, Zach **	OL	Sr./Jr.	6-3	290	Holidaysburg Area/Homer DeLattre	Holidaysburg, Pa.
66	McGovern, Connor **	OL	Jr./Jr.	6-5	323	Lake-Lehman/Jerry Gilsky	Larksville, Pa.
68	Kelly, Hunter	OL/DL	Jr./So.	6-2	305	Neshaminy/Steve Wilmot	Langhorne, Pa.
69	Thorpe, C.J.	OL/DL	So./Fr.	6-3	328	Central Catholic/Terry Totten	Glenshaw, Pa.
70	Scruggs, Juice	OL	Fr./Fr.	6-3	278	Cathedral Prep (Pa.)/Michael Mischler	Ashtabula, Ohio
71	Fries, Will *	OL	Jr./So.	6-6	306	Cranford/Erik Rosenmeier	Cranford, N.J.
72	Effner, Bryce	OL	Fr./Fr.	6-5	272	Metea Valley/Ben Kleinhans	Aurora, Ill.
73	Miranda, Mike	OL	So./Fr.	6-3	298	Stow-Munroe Falls/Mark Nori	Stow, Ohio
74	Gonzalez, Steven **	OL	Sr./Jr.	6-4	325	Union City/Wil Valdez	Union City, N.J.
75	Holmes, Des	OL	So./Fr.	6-5	322	Cardinal O'Hara/BJ Hogan	Norristown, Pa.
76	Jenkins, Sterling	OL	Sr./Jr.	6-8	334	Baldwin/Pete Wagner	Pittsburgh, Pa.
77	Wright, Chasz ***	OL	Gr./Sr.	6-7	353	Milford Academy/Bill Chaplick	Woodbridge, Va.
79	Shuman, Charlie	OL	Gr./Sr.	6-8	324	Pittsford Sutherland/Keith Molinich	Pittsford, N.Y.
80	Dalton, Danny	TE/H	Jr./So.	6-4	247	Marshfield/Lou Silva	Marshfield, Mass.
80	Weller, Justin	WR	So./Fr.	6-0	192	Wilson/Doug Dahms	Sinking Spring, Pa.
81	Sullivan-Brown, Cam	WR	So./Fr.	6-0	188	Saint Vincent Pallotti/Ian Thomas	Bowie, Md.
82	Kuntz, Zack	TE/H	Fr./Fr.	6-7	235	Camp Hill/Tim Bigelow	Camp Hill, Pa.
82	Shoop, Tyler	WR	Sr./Jr.	5-11	183	Father Ryan/Bruce Lussier	Nashville, Tenn.
83	Bowers, Nick	TE/H	Sr./Jr.	6-4	260	Kittanning Senior/Frank Fabian	Kittanning, Pa.
83	Hoensline, Alex	WR	So./Fr.	6-1	189	Central/Dave Baker	East Freedom, Pa.
84	Johnson, Juwan **	WR	Sr./Jr.	6-4	225	Glassboro/Mark Maccarone	Glassboro, N.J.
85	Lutz, Isaac	WR	Jr./So.	5-11	186	Berks Catholic/Rick Keeley	Reading, Pa.
86	George, Daniel	WR	Fr./Fr.	6-2	220	Oxon Hill/Craig Jefferies	Fort Washington, Md.
87	Freiermuth, Pat	TE/H	Fr./Fr.	6-5	258	Brooks School/Patrick Foley	Merrimac, Mass.
88	Chisena, Dan	WR	Sr./Jr.	6-3	208	Downingtown-East/Michael Matta	Downingtown, Pa.
88	Culpepper, Judge	DT	Fr./Fr.	6-4	282	H.B. Plant/Robert Weiner	Tampa, Fla.
89	Clark, Brandon	WR	Fr./Fr.	6-4	195	State College Area/Matt Lintal	State College, Pa.
89	Maxwell, Colton	WR	Jr./So.	6-0	185	Northampton/Mark Scisly	Northampton, Pa.
90	Barber, Damion	DT	So./Fr.	6-3	283	Harrisburg/Calvin Everett	Harrisburg, Pa.
90	Checa, Rafael	K	Fr./Fr.	6-2	205	St. John's College H.S./Joe Casamento	Chevy Chase, Md.
91	Stoll, Chris	SN	So./Fr.	6-2	257	St. Francis DeSales/Ryan Wiggins	Westerville, Ohio
92	Pinegar, Jake	K	Fr./Fr.	6-2	197	Ankeny Centennial/Jerry Pezzetti	Ankeny, Iowa
93	Gillikin, Blake **	P/K	Jr./Jr.	6-2	192	The Westminster Schools/Gerry Romberg	Smyrna, Ga.
93	Mustipher, PJ	DT	Fr./Fr.	6-4	300	McDonogh School/Dom Damico	Owings Mills, Md.
94	Calcagno, Joe	SN	So./Fr.	6-0	242	Fenwick/Gene Nudo	Elmhurst, Ill.
95	Dix, Donnell	DE	Sr./Sr.	5-10	226	Wicomico/Patrick McGlinchey	Salisbury, Md.
95	Hilling, Vlad	K	Fr./Fr.	5-10	217	Holidaysburg/Homer Delatre	Holidaysburg, Pa.
96	Aloni, Matt	SN	Fr./Fr.	6-1	247	Plainedge/Rob Shaver	Farmingdale, N.Y.
96	Vasey, Kyle *	SN	5th/Sr.	6-2	231	Wallenpaupack/Mark Watson	Lackawaxen, Pa.
97	Landis, Carson	K/P	So./Fr.	6-2	195	Emmaus/Harold Fairclough	Macungie, Pa.
98	Cahill, Kevin	SN	Fr./Fr.	6-3	212	Summit/Kevin Kostibos	Summit, N.J.
98	Vasey, Dan	DL/SN	So./Fr.	6-4	242	Wallenpaupack/Mark Watson	Lackawaxen, Pa.
99	Gross-Matos, Yetur *	DE	So./So.	6-5	259	Chancellor/Bob Oliver	Spotsylvania, Va.
99	Tobin, Justin	K	Jr./So.	6-2	191	Neshaminy/--	Langhorne, Pa.

* - Letters won

^ - 5th-year senior

24 2018 PENN STATE FOOTBALL

ALPHABETICAL ROSTER (A-K)

NO.	NAME	POS.	CL./EL.	HT.	WT.	HIGH SCHOOL/COACH	HOMETOWN
8	Allen, Mark *	RB	Gr./Sr.	5-6	184	DeMatha/Elijah Brooks	Hyattsville, Md.
96	Aloni, Matt	SB	Fr./Fr.	6-1	247	Plainedge/Rob Shaver	Farmingdale, N.Y.
41	Arcangelo, Joe	TE/H	Sr./Jr.	6-4	259	Abington Heights/Joe Repshis	Clarks Summit, Pa.
43	Baker, Trevor	TE/H	So./Fr.	6-3	220	Lewis S. Mills (Conn.)/Jose Santana	Easton, Pa.
90	Barber, Damion	DT	So./Fr.	6-3	283	Harrisburg/Calvin Everett	Harrisburg, Pa.
52	Bates, Ryan **	OL	Sr./Jr.	6-4	302	Archbishop Wood/Steve Devlin	Warrington, Pa.
83	Bowers, Nick	TE/H	Sr./Jr.	6-4	260	Kittanning Senior/Frank Fabian	Kittanning, Pa.
13	Brooks, Ellis	LB	So./Fr.	6-1	233	Benedictine College Prep/Greg Lilly	Mechanicsville, Va.
6	Brown, Cam **	LB	Jr./Jr.	6-5	223	The Bullis School/Patrick Cilento	Burtonsville, Md.
24	Brown, DJ	CB	So./Fr.	5-10	177	Creekside/Will Rogers	College Park, Ga.
32	Brown, Journey	RB	So./Fr.	5-11	205	Meadville/Ray Collins	Meadville, Pa.
20	Butler, Jabari	CB	Sr./Jr.	5-11	186	Abilene Christian University/Ken Collums	Potomac, Md.
98	Cahill, Kevin	SN	Fr./Fr.	6-3	212	Summit/Kevin Kostibos	Summit, N.J.
94	Calcagno, Joe	SN	So./Fr.	6-0	242	Fenwick/Gene Nudo	Elmhurst, Ill.
5	Castro-Fields, Tariq *	CB	So./ So.	6-0	186	Riverdale Baptist School/Caesar Nettles	Upper Marlboro, Md.
90	Checa, Rafael	K	Fr./Fr.	6-2	205	St. John's College H.S./Joe Casamento	Chevy Chase, Md.
88	Chisena, Dan	WR	Sr./Jr.	6-3	208	Downingtown-East/Michael Matta	Dowington, Pa.
50	Chizmar, Max	LB	So./Fr.	6-2	222	Mars Area/Scott Heinauer	Mars, Pa.
89	Clark, Brandon	WR	Fr./Fr.	6-4	195	State College Area/Matt Lintal	State College, Pa.
14	Clifford, Sean	QB	So./Fr.	6-2	219	St. Xavier/Steve Specht	Cincinnati, Ohio
33	Cooper, Jake ***	LB	Sr./Sr.	6-1	234	Archbishop Wood/Steve Devlin	Doylestown, Pa.
88	Culpepper, Judge	DT	Fr./Fr.	6-4	282	H.B. Plant/Robert Weiner	Tampa, Fla.
80	Dalton, Danny	TE/H	Jr./So.	6-4	247	Marshfield/Lou Silva	Marshfield, Mass.
41	Darien, Dae'Lun *	LB	Jr./So.	6-4	223	Dunbar/Lawrence Smith	Baltimore, Md.
63	DeBoef, Collin	OL	Fr./Fr.	6-5	255	State College Area/Matt Lintal	State College, Pa.
39	Di Leo, Frank	LB	Sr./Jr.	5-9	225	Saint Ignatius College Prep/John O'Connor	Elmhurst, Ill.
95	Dix, Donnell	DE	Sr./Sr.	5-10	226	Wicomico/Patrick McGlinchey	Salisbury, Md.
5	Dotson, Jahan	WR	Fr./Fr.	5-11	169	Nazareth Area/Tom Falzone	Nazareth, Pa.
45	DuMond, Joe	DE	Jr./So.	5-11	249	St. Joseph's Prep/Gabe Infante	Philadelphia, Pa.
72	Effner, Bryce	OL	Fr./Fr.	6-5	272	Metea Valley/Ben Kleinhans	Aurora, Ill.
40	Eury, Nick	RB	Jr./So.	5-9	204	Lake-Lehman/Jerry Gilsky	Shavertown, Pa.
25	Faison-Walden, Breilin	LB	So./Fr.	6-1	207	Grimsley/Darrel Brown	Greensboro, N.C.
7	Farmer, Koa ***	LB	Gr./Sr.	6-1	230	Notre Dame/Kevin Rooney	Lake View Terrace, Calif.
29	Fessler, Henry	WR	Fr./Fr.	5-10	170	Cathedral Prep/Mike Mischler	Erie, Pa.
87	Freiermuth, Pat	TE/H	Fr./Fr.	6-5	258	Brooks School/Patrick Foley	Merrimac, Mass.
71	Fries, Will *	OL	Jr./So.	6-6	306	Cranford/Erik Rosenmeier	Cranford, N.J.
51	Gellerstedt, Alex *	OL	Jr./So.	6-6	311	Dublin Coffman/Mark Crabtree	Dublin, Ohio
86	George, Daniel	WR	Fr./Fr.	6-2	220	Oxon Hill/Craig Jefferies	Fort Washington, Md.
93	Gillikin, Blake **	P/K	Jr./Jr.	6-2	192	The Westminster Schools/Gerry Romberg	Smyrna, Ga.
30	Givens, Kevin **	DT	Sr./Jr.	6-1	285	Altoona Area/John Franco	Altoona, Pa.
74	Gonzalez, Steven **	OL	Sr./Jr.	6-4	325	Union City/Wil Valdez	Union City, N.J.
19	Gordon, Trent	CB	Fr./Fr.	5-11	184	Manvel/Kirk Martin	Spring, Texas
99	Gross-Matos, Yetur *	DE	So./So.	6-5	259	Chancellor/Bob Oliver	Spotsylvania, Va.
1	Hamler, KJ	WR	So./Fr.	5-9	173	IMG Academy (Fla.)/Kevin Wright	Pontiac, Mich.
53	Hansard, Fred	DT	So./Fr.	6-3	316	The Hun School/Todd Smith	Burlington, N.J.
37	Hartlaub, Drew	S	So./Fr.	5-11	179	South Western/Chris Heilman	Hanover, Pa.
27	Hawkins, Aeneas	DT	Fr./Fr.	6-2	285	Moeller/John Rodenberg	Cincinnati, Ohio
95	Hilling, Vlad	K	Fr./Fr.	5-10	217	Holidaysburg/Homer Delatre	Holidaysburg, Pa.
12	Hippenhammer, Mac	WR	So./Fr.	5-11	177	R. Nelson Snider/Kurt Tippmann	Fort Wayne, Ind.
83	Hoentstine, Alex	WR	So./Fr.	6-1	189	Central/Dave Baker	East Freedom, Pa.
18	Holland, Jonathan **	TE/H	Sr./Jr.	6-4	252	The Bullis School/Patrick Cilento	Brandywine, Md.
33	Holmes, C.J.	RB	So./So.	6-0	215	Notre Dame/Brian Kelly	Hamden, Conn.
75	Holmes, Des	OL	So./Fr.	6-5	322	Cardinal O'Hara/BJ Hogan	Norristown, Pa.
2	Humphries, Isaiah	S	Fr./Fr.	6-0	187	Sachse/Red Behrens	Rowlett, Texas
76	Jenkins, Sterling	OL	Sr./Jr.	6-8	334	Baldwin/Pete Wagner	Pittsburgh, Pa.
2	Johnson, Donovan	CB	So./Fr.	5-9	182	Cass Tech/Thomas Wilcher	Detroit, Mich.
36	Johnson, Jan	LB	Gr./Jr.	6-2	234	Governor Mifflin/Dominic Vecchio	Mohnton, Pa.
84	Johnson, Juwan **	WR	Sr./Jr.	6-4	225	Glassboro/Mark Maccarone	Glassboro, N.J.
42	Jordan, Ellison *	DT	Jr./So.	6-0	291	Gilman School/Biff Poggi	Upper Marlboro, Md.
49	Joseph, Daniel	DE	Jr./So.	6-3	253	Lake Forest Academy (Ill.)/Robin Bowkett	Brampton, Ont.
45	Katshir, Charlie	LB	Fr./Fr.	6-3	220	Cumberland Valley/Michael Whitehead	Camp Hill, Pa.
68	Kelly, Hunter	OL/DL	Jr./So.	6-2	305	Neshaminy/Steve Wilmot	Langhorne, Pa.
13	Kline, Grayson	QB	Fr./Fr.	6-5	219	Warwick/Bob Locker	Sinking Spring, Pa.
50	Knutsson, Will	OL	Fr./Fr.	6-2	307	McDonogh School/Dom Damico	Fredericksburg, Va.
59	Konigus, Kaleb	OL	Fr./Fr.	6-2	300	Lake-Lehman/Jerry Gilsky	Lehman, Pa.
82	Kuntz, Zack	TE/H	Fr./Fr.	6-7	235	Camp Hill/Tim Bigelow	Camp Hill, Pa.

ALPHABETICAL ROSTER (L-Z)

NO.	NAME	POS.	CL./EL.	HT.	WT.	HIGH SCHOOL/COACH	HOMETOWN
97	Landis, Carson	K/P	So./Fr.	6-2	195	Emmaus/Harold Fairclough	Macungie, Pa.
17	Levis, Will	QB	Fr./Fr.	6-3	226	Xavier/Andy Guyon	Madison, Conn.
40	Luketa, Jesse	LB	Fr./Fr.	6-3	236	Mercyhurst Prep (Pa.)/Jeff Root	Ottawa, Ont.
85	Lutz, Isaac	WR	Jr./So.	5-11	186	Berks Catholic/Rick Keeley	Reading, Pa.
89	Maxwell, Colton	WR	Jr./So.	6-0	185	Northampton/Mark Scisly	Northampton, Pa.
66	McGovern, Connor **	OL	Jr./Jr.	6-5	323	Lake-Lehman/Jerry Gilsky	Larksville, Pa.
14	McPhearson, Zech *	CB	Jr./So.	5-11	188	Riverdale Baptist School/Caesar Nettles	Columbia, Md.
9	McSorley, Trace ***	QB	Gr./Sr.	6-0	201	Briar Woods/Charlie Pierce	Ashburn, Va.
62	Menet, Michal *	OL	Jr./So.	6-4	298	Exeter Township Senior/Matt Bauer	Birdsboro, Pa.
9	Miller, Jarvis **	LB	Sr./Jr.	6-2	223	Windsor Locks/Suffield/East Granby/Jason Qua	Suffield, Conn.
48	Miller, Shareef **	DE	Sr./Jr.	6-5	260	George Washington/Ronald Cohen	Philadelphia, Pa.
73	Miranda, Mike	OL	So./Fr.	6-3	298	Stow-Munroe Falls/Mark Nori	Stow, Ohio
23	Monroe, Ayron **	S	Sr./Jr.	5-11	206	St. John's College H.S./Joe Patterson	Largo, Md.
93	Mustipher, PJ	DT	Fr./Fr.	6-4	300	McDonogh School/Dom Damico	Owings Mills, Md.
35	Neff, Justin	S	So./Fr.	6-1	193	Central Mountain/James Renninger	Mill Hall, Pa.
21	Oruwariye, Amani ***	CB	Gr./Sr.	6-1	203	Gaither/Jason Stokes	Tampa, Fla.
28	Oweh, Jayson	DE	Fr./Fr.	6-5	247	Blair Academy/Jim Saylor	Howell, N.J.
11	Parsons, Micah	LB	Fr./Fr.	6-3	240	Harrisburg/Calvin Everett	Harrisburg, Pa.
16	Petrishen, John	S	Sr./Jr.	6-0	206	Pittsburgh Central Catholic/Terry Totten	Lower Burrell, Pa.
44	Pica, Cameron	WR	So./Fr.	6-2	210	Hickory/Bill Brest	Hermitage, Pa.
92	Pinegar, Jake	K	Fr./Fr.	6-2	197	Ankeny Centennial/Jerry Pezzetti	Ankeny, Iowa
10	Polk, Brandon **	WR	Sr./Jr.	5-9	179	Briar Woods/Charlie Pierce	Ashburn, Va.
49	Pollard, Cade	P	Fr./Fr.	5-11	207	Samuel V. Boerne Champion/Keith Kaiser	Boerne, Texas
58	Presta, Evan	DT	So./Fr.	6-3	279	Cathedral Prep/Mike Mischler	Erie, Pa.
29	Reid, John **	CB	Sr./Jr.	5-10	180	St. Joseph's Prep (Pa.)/Gabe Infante	Mount Laurel, N.J.
27	Romano, Cody	S	Fr./Fr.	6-2	207	Blair Academy/Jim Saylor	Newton, N.J.
24	Sanders, Miles **	RB	Jr./Jr.	5-11	215	Woodland Hills/George Novak	Pittsburgh, Pa.
4	Scott, Nick ***	S	Gr./Sr.	5-11	200	Fairfax/Kevin Simonds	Fairfax, Va.
70	Scruggs, Juice	OL	Fr./Fr.	6-3	278	Cathedral Prep (Pa.)/Michael Mischler	Ashtabula, Ohio
55	Shelton, Antonio	DT	Jr./So.	6-2	310	Westerville-North/Rodger Elander	Westerville, Ohio
82	Shoop, Tyler	WR	Sr./Jr.	5-11	183	Father Ryan/Bruce Lussier	Nashville, Tenn.
6	Shorter, Justin	WR	Fr./Fr.	6-4	226	South Brunswick/Joe Goerge	Monmouth Junction, N.J.
79	Shuman, Charlie	OL	Gr./Sr.	6-8	324	Pittsford Sutherland/Keith Molinich	Pittsford, N.Y.
15	Shuster, Michael	QB	Jr./So.	6-2	209	Camp Hill/Frank Gay	Camp Hill, Pa.
34	Simmons, Shane *	DE	Jr./So.	6-3	250	DeMatha/Elijah Brooks	Laurel, Md.
64	Simpson, Zach **	OL	Sr./Jr.	6-3	290	Holidaysburg Area/Homer DeLattre	Holidaysburg, Pa.
4	Slade, Ricky	RB	Fr./Fr.	5-9	198	C.D. Hylton/Tony Lilly	Woodbridge, Va.
2	Stevens, Tommy *	QB	Sr./Jr.	6-5	240	Decatur Central/Justin Dixon	Indianapolis, Ind.
91	Stoll, Chris	SN	So./Fr.	6-2	257	St. Francis DeSales/Ryan Wiggins	Westerville, Ohio
81	Sullivan-Brown, Cam	WR	So./Fr.	6-0	188	Saint Vincent Pallotti/Ian Thomas	Bowie, Md.
26	Sutherland, Jonathan	S	So./Fr.	5-11	201	Episcopal (Va.)/Panos Voulgaris	Ottawa, Ont.
46	Tarburton, Nick	DE	Fr./Fr.	6-3	246	Pennridge/Jeff Hollenbach	Green Lane, Pa.
17	Taylor, Garrett **	S	Sr./Jr.	6-0	203	St. Christopher's/Lance Clelland	Richmond, Va.
20	Thomas, Johnathan *	RB	Gr./Sr.	5-11	218	St. John's Prep/Jim O'Leary	Peabody, Mass.
3	Thompkins, DeAndre ***	WR	Gr./Sr.	5-11	188	Swansboro/Tim Laspada	Hubert, N.C.
69	Thorpe, C.J.	OL/DL	So./Fr.	6-3	328	Central Catholic/Terry Totten	Glenshaw, Pa.
99	Tobin, Justin	K	Jr./So.	6-2	191	Neshaminy/--	Langhorne, Pa.
18	Toney, Shaka *	DE	Jr./So.	6-3	241	Imhotep Charter/Albie Crosby	Philadelphia, Pa.
98	Vasey, Dan	DL/SN	So./Fr.	6-4	242	Wallenpaupack/Mark Watson	Lackawaxen, Pa.
96	Vasey, Kyle *	SN	5th/Sr.	6-2	231	Wallenpaupack/Mark Watson	Lackawaxen, Pa.
51	Vranic, Jason	LB	5th/Sr.	6-0	224	Erie C.C./Scott Pilkey	Wheatfield, N.Y.
38	Wade, Lamont *	S	So./So.	5-9	194	Clairton/Wayne Wade	Clairton, Pa.
53	Walker, Rasheed	OL	Fr./Fr.	6-6	308	North Point/Tom Petre	Waldorf, Md.
31	Welde, Christopher	CB	Sr./Jr.	5-7	170	Council Rock North/Adam Collachi	Newtown, Pa.
80	Weller, Justin	WR	So./Fr.	6-0	192	Wilson/Doug Dahms	Sinking Spring, Pa.
54	Windsor, Robert **	DT	Sr./Jr.	6-4	295	Fond Du Lac/Mike Gnewuch	Fond Du Lac, Wis.
77	Wright, Chasz ***	OL	Gr./Sr.	6-7	353	Milford Academy/Bill Chaplick	Woodbridge, Va.

* - Letters won

^ - 5th-year senior

26 2018 PENN STATE FOOTBALL

RECORD WATCH

RUSHING

RUSHING YARDAGE, CAREER

1.	3932	Evan Royster	2007-10
2.	3843	Saquon Barkley	2015-17
...			
19.	2002	Franco Harris	1969-71
20.	1756	Richie Anderson	1989-92
21.	1694	Mike Archie	1992-95
22.	1678	Silas Redd	2010-11
23.	1657	Rodney Kinlaw	2004-07
	1657	Bill Belton	2011-14
25.	1637	Michael Robinson, QB	2002-05
26.	1510	Trace McSorley, QB	2015-pres.
27.	1496	Fran Rogel	1947-49
28.	1485	Roger Kochman	1959-62
29.	1480	Bob Campbell	1966-68
30.	1422	Tom Donchez	1971-74
31.	1362	Steve Geise	1975-77
32.	1351	Stephfon Green	2008-11
33.	1321	Ary Brown	1987-90
34.	1318	Akeel Lynch	2013-15
35.	1246	Steve Smith	1983-86
36.	1223	Miles Sanders	2016-pres.
37.	1215	Leroy Thompson	1987-90

RUSHING YARDAGE, SEASON

1.	2087	Larry Johnson	2002
2.	1567	Lydell Mitchell	1971
3.	1539	Ki-Jana Carter	1994
4.	1522	John Cappelletti	1973
5.	1496	Saquon Barkley	2016
6.	1414	Blair Thomas	1987
7.	1386	Tony Hunt	2006
8.	1363	Curtis Enis	1997
9.	1341	Blair Thomas	1989
10.	1329	Rodney Kinlaw	2007
11.	1271	Saquon Barkley	2017
12.	1241	Silas Redd	2011
13.	1236	Evan Royster	2008
14.	1210	Curtis Enis	1996
15.	1169	Evan Royster	2009
16.	1117	John Cappelletti	1972
17.	1082	Lenny Moore	1954
18.	1076	Saquon Barkley	2015
19.	1047	Tony Hunt	2005
20.	1044	Curt Warner	1981
21.	1041	Curt Warner	1982
22.	1026	Ki-Jana Carter	1993
23.	1014	Evan Royster	2010
24.	1002	D.J. Dozier	1983
25.	1000	Zach Zwinak	2012
--	848	Miles Sanders	2018
--	611	Trace McSorley	2018

RUSHING TOUCHDOWNS, CAREER

1.	43	Saquon Barkley	2015-17
2.	38	Lydell Mitchell	1969-71
3.	36	Curtis Enis	1995-97
4.	34	Ki-Jana Carter	1992-94
5.	30	Charlie Pittman	1967-69
6.	29	John Cappelletti	1972-73
	29	Richie Anderson	1989-92
	29	Evan Royster	2007-10
9.	27	Trace McSorley, QB	2015-pres.
10.	26	Matt Suhey	1976-79
	26	Larry Johnson	1999-2002
12.	25	D.J. Dozier	1983-86
	25	Tony Hunt	2003-06
14.	24	Franco Harris	1969-71
	24	Curt Warner	1979-82
16.	23	Lenny Moore	1953-55
17.	22	Daryll Clark, QB	2005-09
18.	21	Blair Thomas	1985-87, 89
	21	Zach Zwinak	2011-14
20.	20	Booker Moore	1977-80
	20	Michael Robinson, QB	2002-05
--	11	Miles Sanders	2016-pres.

RUSHING TOUCHDOWNS, SEASON

1.	26	Lydell Mitchell	1971
2.	23	Ki-Jana Carter	1994
3.	20	Larry Johnson	2002
4.	19	Curtis Enis	1997
5.	18	Richie Anderson	1992
	18	Saquon Barkley	2016
	18	Saquon Barkley	2017
8.	17	John Cappelletti	1973
9.	14	Charlie Pittman	1968
10.	13	Bill McCleary	1907
	13	Harry Robb	1917
	13	Curtis Enis	1996
13.	12	John Cappelletti	1972
	12	Evan Royster	2008
	12	Zach Zwinak	2013
16.	11	Lenny Moore	1954
	11	Blair Thomas	1987
	11	Michael Robinson, QB	2005
	11	Tony Hunt	2006
	11	Trace McSorley, QB	2017
--	9	Trace McSorey, QB	2018
--	8	Miles Sanders	2018

RUSHING YARDAGE, CAREER (QB)

1.	1637	Michael Robinson	2002-05
2.	1510	Trace McSorley	2015-pres.
3.	670	Rashard Casey	1997-2000
4.	667	John Hufnagel	1970-72
5.	625	Richie Lucas	1957-59
6.	619	Daryll Clark	2006-09
7.	584	Zack Mills	2001-04
8.	446	Tommy Stevens	2016-pres.
9.	319	Pete Liske	1961-63
10.	318	Galen Hall	1959-61

* - Hoak was a running back in 1958-59

RUSHING YARDAGE, SEASON (QB)

1.	806	Michael Robinson	2005
2.	611	Trace McSorley	2018
3.	491	Trace McSorley	2017
4.	396	Michael Robinson	2003
5.	365	Trace McSorley	2016
6.	346	John Hufnagel	1971
7.	325	Richie Lucas	1959
8.	315	Rashard Casey	2000
9.	290	Rashard Casey	1999
10.	284	Dick Hoak	1960
11.	282	Daryll Clark	2008
12.	263	Michael Robinson	2002
13.	255	Pete Liske	1962
14.	234	Richie Lucas	1958
15.	211	Daryll Clark	2009
16.	201	Zack Mills	2002
17.	198	Tommy Stevens	2016
18.	190	Tommy Stevens	2017
19.	187	Zack Mills	2001
20.	179	Doug Strang	1984

RUSHING YARDAGE, GAME (QB)

1.	250	Eugene "Shorty" Miller	1913 Carnegie Tech
2.	175	Trace McSorley	2018 Ohio State
3.	156	Chuck Peters	1938 Syracuse
4.	138	Zack Mills	2001 Ohio State
5.	125	Michael Robinson	2005 Wisconsin
6.	122	Steve Rollins	1938 Syracuse
7.	113	Tony Sacca	1990 Pittsburgh
	113	Tommy Stevens	2017 Maryland
9.	112	Michael Robinson	2005 Minnesota
10.	107	Trace McSorley	2018 Indiana

RUSHING TOUCHDOWNS, CAREER (QB)

1.	27	Trace McSorley	2015-pres.
2.	22	Daryll Clark	2007-09
3.	20	Michael Robinson	2002-05
4.	13	John Hufnagel	1970-72
5.	11	Zack Mills	2001-04
6.	10	Todd Blackledge	1980-82
	10	Rashard Casey	1997-2000
8.	8	Doug Strang	1981-84
8	Tommy Stevens	2015-pres.	
10.	7	Matt McGloin	2009-12
	7	John Shaffer	1983-86

PASSING

PASSING YARDS, CAREER BIG TEN

1.	11792	Drew Brees, PUR	1997-2000
2.	11163	Curtis Painter, PUR	2005-08
3.	10917	Adam Weber, MIN	2007-10
4.	10580	Brett Basanez, NU	2002-05
5.	9946	Mark Herrmann, PUR	1977-80
6.	9761	Clayton Thorson, NU	2015-pres.
7.	9715	Chad Henne, MICH	2004-07
8.	9671	Chuck Long, IOWA	1981-85
9.	9434	J.T. Barrett, OSU	2014-17
10.	9337	Kyle Orton, PUR	2001-04
11.	9194	Connor Cook, MSU	2012-15
12.	9131	Kirk Cousins, MSU	2008-11
13.	9080	Trace McSorley, PSU	2015-pres.
14.	9014	John Navarre, MICH	2000-03
15.	8932	Jeff Smoker, MSU	2000-03
16.	8871	Tommy Armstrong Jr., NEB	2013-16
17.	8568	Nathan Scheelhaase, ILL	2010-13
18.	8460	Kurt Kittner, ILL	1998-2001
19.	8457	Christian Hackenberg, PSU	2013-15
20.	8292	Drew Tate, IOWA	2003-06

PASSING YARDS, CAREER

1.	9080	Trace McSorley	2015-pres.
2.	8457	Christian Hackenberg	2013-15
3.	7212	Zack Mills	2001-04
4.	6390	Matt McGloin	2009-12
5.	5869	Tony Sacca	1988-91
6.	5742	Daryll Clark	2006-09
7.	5382	Chuck Fusina	1975-78
8.	5304	Kerry Collins	1991-94
9.	5275	Anthony Morelli	2004-07
10.	4812	Todd Blackledge	1980-82

PASSING YARDS, SEASON

1.	3614	Trace McSorley	2016
2.	3570	Trace McSorley	2017
3.	3271	Matt McGloin	2012
4.	3003	Daryll Clark	2009
5.	2977	Christian Hackenberg	2014
6.	2955	Christian Hackenberg	2013
7.	2679	Kerry Collins	1994
8.	2651	Anthony Morelli	2007
9.	2592	Daryll Clark	2008
10.	2525	Christian Hackenberg	2015
--	1711	Trace McSorley	2018

PASSING YARDAGE, GAME

1.	454	Christian Hackenberg vs. UCF	2014
2.	399	Zack Mills vs. Iowa	2002
3.	395	Matt McGloin vs. Indiana	2012
4.	384	Trace McSorley vs. Wisconsin	2016
5.	381	Trace McSorley at Michigan State	2017
6.	379	Michael Robinson vs. Wisconsin	2003
7.	376	Trace McSorley vs. Michigan State	2016
8.	371	Christian Hackenberg vs. Boston Coll.	2014
9.	366	Mike McQueary vs. Pittsburgh	1997
10.	358	Todd Blackledge at Miami (Fla.)	1981
11.	353	Daryll Clark vs. Akron	2009
12.	352	Kerry Collins at Michigan State	1993
13.	342	Trace McSorley vs. Washington	2017
14.	341	Daryll Clark vs. Michigan State	2008
15.	340	Christian Hackenberg at Indiana	2013
16.	339	Christian Hackenberg at Wisconsin	2013
17.	335	Trace McSorley vs. Minnesota	2016
18.	332	Trace McSorley at Pitt	2016
	332	Trace McSorley at Indiana	2016
20.	328	Kerry Collins vs. Rutgers	1994
21.	327	Matt McGloin vs. Ohio State	2012
22.	325	Trace McSorley vs. Nebraska	2017
23.	321	Matt McGloin at Purdue	2012
24.	319	Christian Hackenberg vs. Akron	2014
25.	318	Matt McGloin vs. Temple	2012
26.	317	Kerry Collins at BYU	1992
27.	315	Chuck Fusina at NC State	1977
	315	Matt McGloin vs. Indiana	2010
	315	Christian Hackenberg vs. Maryland	2015
	315	Trace McSorley vs. Indiana	2017
31.	312	Matt McGloin vs. Michigan State	2010
32.	311	Christian Hackenberg vs. E. Michigan	2013
33.	310	Daryll Clark at Michigan State	2009
34.	309	Christian Hackenberg at Rutgers	2014
	309	Trace McSorley vs. Georgia State	2017
36.	305	Christian Hackenberg vs. Michigan	2013
37.	303	John Sacca at Rutgers	1992
38.	302	Rashard Casey vs. Iowa	2000
39.	300	Kerry Collins at Illinois	1994

LONGEST PASS PLAYS

1.	95	Daniel George from Sean Clifford vs. Kent State	2018
2.	93	KJ Hamler from Trace McSorley vs. Ohio State	2018
3.	92	Bob Higgins from Bill Hess at Pitt	1919
4.	86	Jim Scott from Steve Joachim at Navy	1971
5.	85	Saquon Barkley from Trace McSorley vs. Georgia State	2017
6.	82	Eric Hamilton from Matt Knizner vs. Pitt	1986
8.	82	Freddie Scott from Kerry Collins vs. Rutgers	1994
8.	80	Paul Johnson from Tom Sherman at Maryland	1967
	80	Dean DiMidio from Doug Strang vs. Alabama	1983
	80	Stephfon Green from Pat Devlin vs. Michigan	2008
	80	Derek Moyer from Rob Bolden vs. Illinois	2010
	80	Invin Charles from Trace McSorley vs. Minnesota	2016

300-YARD PASSING GAMES, CAREER

1.	10	Trace McSorley	2015-pres.
2.	9	Christian Hackenberg	2013-15
3.	6	Matt McGloin	2009-12
4.	4	Kerry Collins	1991-94
5.	3	Daryll Clark	2006-09

300-YARD PASSING GAMES, SEASON

1.	5	Trace McSorley	2016
5	5	Trace McSorley	2017
3.	4	Matt McGloin	2012
4	4	Christian Hackenberg	2013
4	4	Christian Hackenberg	2014
6.	2	Kerry Collins	1994
2	2	Daryll Clark	2009

200-YARD PASSING GAMES, CAREER

1.	26	Trace McSorley	2015-pres.
2.	21	Christian Hackenberg	2013-15
3.	18	Matt McGloin	2009-12
4.	16	Kerry Collins	1991-94
16	16	Zack Mills	2001-04
6.	14	Daryll Clark	2006-09
7.	11	Chuck Fusina	1975-78
11	11	Tony Sacca	1988-91
11	11	Anthony Morelli	2004-07
10.	9	Todd Blackledge	1980-82
9	9	Wally Richardson	1992, 94-96

200-YARD PASSING GAMES, SEASON

1.	11	Matt McGloin	2012
11	11	Trace McSorley	2016
11	11	Trace McSorley	2016
4.	10	Kerry Collins	1994
5.	9	Christian Hackenberg	2013
6.	8	Daryll Clark	2009
7.	7	Todd Blackledge	1982
7	7	Michael Robinson	2005
9.	6	Wally Richardson	1995
6			

RECORD WATCH

PASS COMPLETIONS, GAME

1.	35	Matt McGloin vs. Northwestern	2012
2.	34	Christian Hackenberg vs. Boston Coll.	2014
3.	33	Wally Richardson vs. Wisconsin	1995
4.	32	Christian Hackenberg vs. UCF	2014
	32	Trace McSorley vs. Washington	2017
6.	31	Christian Hackenberg vs. Ohio State	2014
	31	Trace McSorley at Iowa	2017
8.	30	Christian Hackenberg at Indiana	2013
9.	29	Zack Mills vs. Purdue	2004
29		Daryll Clark vs. Akron	2009

PASS ATTEMPTS, CAREER

1.	1235	Christian Hackenberg	2013-15
2.	1098	Trace McSorley	2015-pres.
3.	1082	Zack Mills	2001-04
4.	894	Matt McGloin	2009-12
5.	824	Tony Sacca	1988-91
6.	821	Anthony Morelli	2004-07
7.	814	Zack Mills	2001-04
8.	738	Daryll Clark	2006-09
9.	692	Wally Richardson	1992, 94-96
10.	665	Chuck Fusina	1975-78

PASS ATTEMPTS, SEASON

1.	484	Christian Hackenberg	2014
2.	446	Matt McGloin	2012
3.	427	Trace McSorley	2017
4.	402	Anthony Morelli	2007
5.	392	Christian Hackenberg	2013
6.	387	Trace McSorley	2016
7.	386	Anthony Morelli	2006
8.	381	Daryll Clark	2009
9.	359	Christian Hackenberg	2015
10.	335	Wally Richardson	1995
--	244	Trace McSorley	2018

PASS ATTEMPTS, GAME

1.	55	Christian Hackenberg at Indiana	2013
2.	54	Kerry Collins at BYU	1992
3.	51	Rashard Casey vs. Iowa	2000
51		Matt McGloin vs. Northwestern	2012
5.	50	Christian Hackenberg vs. Boston Coll.	2014
6.	49	Zack Mills vs. Purdue	2004
49		Christian Hackenberg vs. Ohio State	2014
8.	48	Wally Richardson vs. Wisconsin	1995
48		Matt McGloin vs. Ohio	2012
48		Trace McSorley at Iowa	2017
11.	47	Christian Hackenberg vs. UCF	2014
47		Trace McSorley at Michigan State	2017

PASSING TOUCHDOWNS, CAREER BIG TEN

1.	104	J.T. Barrett, OSU	2014-17
2.	90	Drew Brees, PUR	1997-00
3.	87	Chad Henne, MICH	2004-07
4.	74	Chuck Long, IOWA	1981-85
5.	73	Gary Nova, RU#	2011-14
6.	72	John Navarre, MICH	2000-03
		Adam Weber, MINN	2007-10
8.	71	Mark Herrmann, PUR	1977-80
		Elvis Grbac, MICH	1989-92
		Connor Cook, MSU	2012-15
		Trace McSorley, PSU	2015-pres.

- includes statistics prior to joining Big Ten

PASSING TOUCHDOWNS, CAREER

1.	71	Trace McSorley	2015-pres.
2.	48	Christian Hackenberg	2013-15
3.	46	Matt McGloin	2009-12
4.	43	Daryll Clark	2006-09
5.	41	Todd Blackledge	1980-82
	41	Tony Sacca	1988-91
	41	Zack Mills	2001-04
8.	39	Kerry Collins	1991-94
9.	37	Chuck Fusina	1975-78
10.	31	Anthony Morelli	2004-07

PASSING TOUCHDOWNS, SEASON BIG TEN

1.	39	Drew Brees, PUR	1998
2.	35	J.T. Barrett, OSU	2017
3.	34	J.T. Barrett, OSU	2014
4.	33	Russell Wilson, WIS	2011
5.	31	Kyle Orton, PUR	2004
6.	30	Troy Smith, OSU	2006
7.	29	Bobby Hoying, OSU	1995
		Curtis Painter, PUR	2007
		Trace McSorley, PSU	2016
10.	28	Kellen Lewis, IND	2007
		Trace McSorley, PSU	2017

PASSING TOUCHDOWNS, SEASON

1.	29	Trace McSorley	2016
2.	28	Trace McSorley	2017
3.	24	Daryll Clark	2009
	24	Matt McGloin	2012
5.	22	Todd Blackledge	1982
6.	21	Tony Sacca	1991
	21	Kerry Collins	1994
8.	20	Christian Hackenberg	2013
9.	19	Doug Strang	1983
	19	Anthony Morelli	2007
	19	Daryll Clark	2008
--	12	Trace McSorley	2018

PASSING TOUCHDOWNS, GAME

1.	5	Tony Sacca vs. Georgia Tech	1991
5		Rashard Casey vs. La. Tech	2000
3.	4	Tom Sherman vs. Pittsburgh	1967
4		Chuck Fusina vs. Syracuse	1978
4		Todd Blackledge vs. Temple	1982
4		Todd Blackledge vs. Maryland	1982
4		Todd Blackledge vs. Rutgers	1982
4		John Sacca vs. Minnesota	1993
4		Kerry Collins vs. Rutgers	1993
4		Wally Richardson vs. Auburn	1995
4		Zack Mills vs. Iowa	2002
4		Michael Robinson at Illinois	2005
4		Anthony Morelli vs. Buffalo	2007
4		Daryll Clark vs. Michigan State	2008
4		Matt McGloin vs. Northwestern	2010
4		Matt McGloin vs. Navy	2012
4		Matt McGloin vs. Indiana	2012
4		Christian Hackenberg at Wisconsin	2013
4		Christian Hackenberg vs. Boston Coll.	2014
4		Trace McSorley vs. Michigan State	2016
4		Trace McSorley vs. Wisconsin	2016
4		Trace McSorley vs. USC	2016
4		Trace McSorley vs. Georgia State	2017

PASSING TD PERCENTAGE, CAREER

1.	9.14	Elwood Petchel	1946-48
2.	7.67	Tom Shuman	1972-74
3.	7.17	Mike McQueary	1994-97
4.	6.76	Galen Hall	1959-61
	6.76	Pete Liske	1961-63
6.	6.48	John Sacca	1992-93
7.	6.47	Trace McSorley	2015-pres.
8.	6.37	John Hufnagel	1970-72
9.	6.23	Todd Blackledge	1980-82
10.	5.94	Kerry Collins	1991-94

PASSING TD PERCENTAGE, SEASON

1.	8.08	Tom Shuman	1973
2.	7.95	Kerry Collins	1994
3.	7.85	Kevin Thompson	1999
4.	7.53	Todd Blackledge	1982
5.	7.49	Trace McSorley	2016
6.	7.41	Pete Liske	1962
7.	7.35	John Hufnagel	1971
8.	7.34	Doug Strang	1983
9.	7.19	Tony Sacca	1991
10.	6.94	John Hufnagel	1972

COMPLETION PERCENTAGE, CAREER

(Min. 200 Attempts)			
1.	.602 (444-738)	Daryll Clark	2006-09
2.	.597 (655-1098)	Trace McSorley	2015-pres.
3.	.574 (513-894)	Matt McGloin	2009-12
4.	.563 (370-657)	Kerry Collins	1991-94
5.	.561 (693-1235)	Christian Hackenberg	2013-14
6.	.560 (606-1082)	Zack Mills	2001-04
7.	.560 (460-821)	Anthony Morelli	2004-07
8.	.559 (371-664)	Chuck Fusina	1975-78
9.	.557 (171-307)	Mike McQueary	1995-97
10.	.551 (225-408)	John Hufnagel	1970-72

COMPLETION PERCENTAGE, SEASON

(Min. 100 Attempts)			
1.	.667 (176-264)	Kerry Collins	1994
2.	.665 (224-387)	Trace McSorley	2017
3.	.632 (86-136)	John Hufnagel	1971
4.	.609 (192-321)	Daryll Clark	2009
5.	.605 (270-446)	Matt McGloin	2012
6.	.598 (192-321)	Daryll Clark	2008
7.	.589 (231-392)	Christian Hackenberg	2013
8.	.582 (234-402)	Anthony Morelli	2007
9.	.580 (112-193)	Rob Bolden	2010
10.	.579 (224-387)	Trace McSorley	2016

YARDS PER PASS ATTEMPT, CAREER

1.	8.9	Mike McQueary	1994-97
2.	8.7	John Hufnagel	1970-72
3.	8.3	Trace McSorley	2015-pres.
4.	8.1	Chuck Fusina	1975-78
	8.1	Kerry Collins	1991-94
6.	7.9	Tom Shuman	1972-74
7.	7.8	Daryll Clark	2006-09
8.	7.5	Kevin Thompson	1996-99
	7.5	Tom Sherman	1965-67
10.	7.3	Todd Blackledge	1980-82

YARDS PER PASS ATTEMPT, SEASON

(Min. 100 attempts)			
1.	10.1	Kerry Collins	1994
2.	9.4	John Hufnagel	1972
3.	9.3	Trace McSorley	2016
4.	9.0	Chuck Fusina	1977
5.	8.7	John Hufnagel	1971
	8.7	Mike McQueary	1997
7.	8.5	Tom Shuman	1973
	8.5	Tony Sacca	1991
9.	8.4	Trace McSorley	2017
10.	8.1	Daryll Clark	2008

YARDS PER COMPLETION, CAREER

(Min. 200 attempts)			
1.	16.0	Mike McQueary	1995-97
2.	15.9	Tom Sherman	1965-67
3.	15.8	John Hufnagel	1970-72
4.	15.4	Tom Shuman	1972-74
5.	14.7	Doug Strang	1981-84
6.	14.6	Tony Sacca	1988-91
7.	14.5	Chuck Fusina	1975-78
8.	14.3	Kerry Collins	1991-94
9.	14.2	Michael Robinson	2002-05
10.	14.2	Tom Bill	1987-90
11.	14.1	Todd Blackledge	1980-82
12.	14.1	Kevin Thompson	1996-99
13.	13.9	John Sacca	1991-93
	13.9	Trace McSorley	2015-pres.
15.	13.7	Chuck Burkhardt	1967-69

YARDS PER COMPLETION, SEASON

(Min. 100 attempts)			
1.	17.7	John Hufnagel	1972
2.	16.6	Tom Shuman	1973
3.	16.1	Trace McSorley	2016
4.	15.6	Chuck Fusina	1977
5.	15.5	Tom Sherman	1967
6.	15.3	Tony Sacca	1990
7.	15.2	Kerry Collins	1994
	15.2	Tony Sacca	1988
9.	15.1	Mike McQueary	1997
10.	15.0	Todd Blackledge	1981

PASSING EFFICIENCY, CAREER

(Min. 200 attempts)			
1.	146.3	Trace McSorley	2015-pres.
2.	145.6	Mike McQueary	1994-97
3.	140.8	John Hufnagel	1970-72
4.	140.4	Daryll Clark	2006-09
5.	137.3	Kerry Collins	1991-94
6.	132.7	Chuck Fusina	1975-78
7.	128.3	Matt McGloin	2009-12
8.	128.0	Tom Shuman	1972-74
9.	127.7	Pete Liske	1961-63
10.	125.0	John Sacca	1991-93

PASSING EFFICIENCY, SEASON

(Min. 100 attempts)			
1.	172.9	Kerry Collins	1994
2.	156.9	Trace McSorley	2016
3.	153.7	Trace McSorley	2017
4.	151.8	John Hufnagel	1971
5.	149.8	Tony Sacca	1991
6.	148.0	John Hufnagel	1972
7.	146.4	Chuck Fusina	1977
8.	145.0	Mike McQueary	1997
9.	143.7	Tom Shuman	1973
10.	143.4	Daryll Clark	2008

INT. PERCENTAGE, CAREER

1.	2.02	Wally Richardson	1992, 94-96
2.	2.09	Trace McSorley	2015-pres.
3.	2.10	Matt McGloin	2009-12
4.	2.14	Anthony Morelli	2004-07
5.	2.17	Daryll Clark	2006-09
6.	2.31	John Sacca	1992-93
	2.31	Anthony Morelli	2004-07
8.	2.51	Christian Hackenberg	2013-15
9.	2.82	Pete Liske	1961-63
10.	2.83	Rashard Casey	1997-2000

INT. PERCENTAGE, SEASON

(Min. 100 attempts)			
1.	1.12	Matt McGloin	2012
2.	1.46	Kerry Collins	1992
3.	1.67	Christian Hackenberg	2015
4.	1.71	Tony Sacca	1991
5.	1.79	Wally Richardson	1995
6.	1.86	Daryll Clark	2008
7.	1.94	John Sacca	1992
8.	1.96	John Shaffer	1986
9.	2.05	Trace McSorley	2018
10.	2.07	Trace McSorley	2016
	2.07	Anthony Morelli	2006

WINNING PERCENTAGE AS STARTING QB, CAREER

(Min. 10 starts)				
1.	1.000	22-0	Chuck Burkhardt	1968-69
2.	.962	25-1	John Shaffer	1984-86
3.	.917	22-2	Tom Shuman	1972-74
4.	.897	26-3	John Hufnagel	1970-72
5.	.879	29-4	Todd Blackledge	1980-82
6.	.871	27-4	Chuck Fusina	1976-78
7.	.846	22-4	Daryll Clark	2006-09
8.	.808	21-5	Kerry Collins	1994-97
	.808	21-5	Wally Richardson	1992, 94-96
10.	.778	28-8	Trace McSorley	2015-pres.

WINS AS A STARTING QB, CAREER

1.	29	Todd Blackledge	1980-82
	29	Tony Sacca	1988-91
3.	28	Trace McSorley	2015-pres.
4.	27	Chuck Fusina	1975-78
5.	26	John Hufnagel	1970-72
6.	25	John Shaffer	1984-86
7.	22	Chuck Burkhardt	1968

RECORD WATCH

RECEIVING

RECEIVING YARDAGE, CAREER

1.	3026	Bobby Engram	1991-93-95
2.	2842	DaeSean Hamilton	2014-17
3.	2771	Deon Butler	2005-08
4.	2479	Allen Robinson	2011-13
...			
16.	1520	Freddie Scott, WR	1993-95
17.	1481	Mike Gesicki, TE	2014-17
18.	1437	Chafie Fields, WR	1996-99
19.	1343	Ted Kwalick, TE	1966-68
20.	1263	Scott Fitzkee, WR	1975-78
21.	1222	David Daniels	1988-90
22.	1195	Saquon Barkley, RB	2015-17
23.	1181	Geno Lewis	2013-15
24.	1146	Andrew Quarless	2006-09
25.	1132	Eddie Drummond	1998-2001
26.	1099	DeAndre Thompkins	2014-pres.
27.	1064	Juwan Johnson	2016-pres.
28.	1058	Jimmy Cefalo	1974-77
29.	1047	Justin Brown	2009-11
30.	1038	Dan Natale, TE	1972-74

RECEPTIONS, CAREER

1.	214	DaeSean Hamilton	2014-17
2.	179	Deon Butler	2005-08
3.	177	Allen Robinson	2011-13
...			
14.	108	Terry Smith	1988-91
15.	107	Tony Johnson	2000-03
16.	102	Saquon Barkley, RB	2015-17
17.	94	Joe Jurevicius	1994-97
18.	93	Freddie Scott	1993-95
19.	90	Geno Lewis	2013-15
20.	88	Chafie Fields	1996-99
	88	Tony Hunt, RB	2003-06
--	77	Juwan Johnson	2016-pres.
--	70	DeAndre Thompkins	2014-pres.

RECEPTIONS, SEASON

1.	97	Allen Robinson	2013
2.	82	DaeSean Hamilton	2014
3.	77	Allen Robinson	2012
4.	69	Chris Godwin	2015
5.	63	O.J. McDuffie	1992
	63	Bobby Engram	1995
7.	59	Chris Godwin	2016
8.	57	Mike Gesicki, TE	2017
9.	55	Terry Smith	1991
	55	Derrick Williams	2007
	55	Geno Lewis	2014
12.	54	Juwan Johnson	2017
	54	Saquon Barkley, RB	2017
14.	53	Derek Moye	2010
	53	DaeSean Hamilton	2017

TOTAL OFFENSE/ALL-PURPOSE

TOTAL OFFENSE, CAREER BIG TEN

1.	12697	J.T. Barrett, OSU	2014-2017
2.	12692	Drew Brees, PUR	1997-2000
3.	11790	Adam Weber, MIN	2007-10
4.	11576	Brett Basanez, NU	2002-05
5.	11511	Curtis Painter, PUR	2005-08
6.	11364	Antwaan Randle El, IND	1998-2001
7.	10745	Denard Robinson, MICH	2009-12
8.	10690	Tommy Armstrong Jr., NEB	2013-16
9.	10634	Nathan Scheelhaese, ILL	2010-13
10.	10594	Juice Williams, ILL	2006-09
11.	10590	Trace McSorley, PSU	2015-pres.
12.	9653	Kyle Orton, PUR	2001-04
13.	9515	Chuck Long, IOWA	1981-85
14.	9403	Connor Cook, MSU	2012-15
15.	9400	Chad Henne, MICH	2004-07

TOTAL OFFENSE, CAREER

Total Rush Pass				
1.	10590	1510	9080	Trace McSorley 2015-pres.
2.	8215	-242	8457	Christian Hackenberg 2013-15
3.	7796	584	7212	Zack Mills 2001-04
4.	6361	619	5742	Daryll Clark 2006-09
5.	6325	-65	6390	Matt McGloin 2009-12
6.	6000	131	5869	Tony Sacca 1988-91
7.	5300	-4	5304	Kerry Collins 1991-94
8.	5168	1637	3531	Michael Robinson 2002-05
9.	5162	-220	5382	Chuck Fusina 1975-78
10.	5154	-121	5275	Anthony Morelli 2004-07

TOTAL OFFENSE, SEASON

Total Rush Pass					
1.	4061	491	5370	Trace McSorley	2017
2.	3979	212	3614	Trace McSorley	2016
3.	3220	-51	3271	Matt McGloin	2012
4.	3214	211	3003	Daryll Clark	2009
5.	3156	806	2350	Michael Robinson	2005
6.	2887	-68	2955	Christian Hackenberg	2013
7.	2883	-94	2977	Christian Hackenberg	2014
8.	2874	282	2592	Daryll Clark	2008
9.	2660	-19	2679	Kerry Collins	1994
10.	2638	-13	2651	Anthony Morelli	2007
--	2322	611	1711	Trace McSorley	2018

TOTAL OFFENSE, GAME

Total Rush Pass					
1.	461	175	286	T. McSorley vs. Ohio State	2018
2.	456	2	454	C. Hackenberg vs. UCF	2014
3.	418	138	280	Z. Mills vs. Ohio State	2001
4.	408	73	335	T. McSorley vs. Minnesota	2016
5.	402	60	342	T. McSorley vs. Washington	2017
6.	398	19	379	M. Robinson vs. Wisconsin	2003
7.	389	-10	399	Z. Mills vs. Iowa	2002
	389	13	376	T. McSorley vs. Michigan St.	2016
9.	383	2	381	T. McSorley at Michigan St.	2017
10.	371	0	371	C. Hackenberg vs. Boston Coll.	2014
	371	46	325	T. McSorley vs. Nebraska	2017

TDs RESPONSIBLE FOR, CAREER BIG TEN

1.	147	J.T. Barrett, OSU	2014-17
2.	106	Drew Brees, PUR	1997-2000
3.	98	Trace McSorley, PSU	2015-18
4.	91	Tommy Armstrong Jr., NEB	2013-16
	91	Denard Robinson, MICH	2009-12
6.	90	Chad Henne, MICH	2004-07
7.	88	Braxton Miller, OSU	2011-15
8.	87	Antwaan Randle El, IND	1998-2001
9.	85	Art Schlichter, OSU	1978-81
10.	84	Montee Ball, WIS	2009-12

TDs RESPONSIBLE FOR, CAREER

1.	98	Trace McSorley	2015-pres.
2.	65	Daryll Clark	2006-09
3.	55	Christian Hackenberg	2013-15
4.	54	Saquon Barkley	2015-17
5.	53	Matt McGloin	2009-12
	53	Zack Mills	2001-04
7.	51	Todd Blackledge	1980-82
8.	47	Tony Sacca	1988-91
9.	46	Michael Robinson	2002-05
10.	43	Chuck Fusina	1975-78

TDs RESPONSIBLE FOR, SEASON

1.	39	Trace McSorley	2017
2.	36	Trace McSorley	2016
3.	31	Daryll Clark	2009
4.	29	Daryll Clark	2008
	29	Matt McGloin	2012
	29	Lydell Mitchell	1971
7.	28	Michael Robinson	2005
8.	25	Todd Blackledge	1982
	25	Tony Sacca	1991
10.	24	Christian Hackenberg	2013
	24	Doug Strang	1983
	24	Saquon Barkley	2017
--	21	Trace McSorley	2018

TOTAL OFFENSE YARDS PER PLAY, CAREER

1.	7.42	Kerry Collins	1991-94
2.	7.34	Mike McQueary	1995-97
3.	7.16	Ki-Jana Carter	1992-94
4.	6.95	Trace McSorley	2015-pres.
5.	6.92	Tom Shuman	1972-74
6.	6.85	Daryll Clark	2005-09
7.	6.66	John Hufnagel	1970-72
8.	6.59	Chuck Fusina	1975-78
9.	6.42	Larry Johnson	1998-02
10.	6.41	Matt McGloin	2009-12

TOTAL OFFENSE YARDS PER PLAY, SEASON

1.	9.64	Kerry Collins	1994
2.	8.19	Tom Shuman	1973
3.	7.88	Chuck Fusina	1977
4.	7.77	Ki-Jana Carter	1994
5.	7.70	Larry Johnson	2002
6.	7.47	Trace McSorley	2016
7.	7.18	Daryll Clark	2008
8.	7.12	John Hufnagel	1971
9.	7.11	Trace McSorley	2017
10.	7.09	Mike McQueary	1997
--	6.34	Trace McSorley	2018

TOUCHDOWNS, CAREER

1.	53	Saquon Barkley	2015-17
2.	41	Lydell Mitchell	1969-71
3.	38	Curtis Enis	1995-97
4.	36	Larry Johnson	1999-2002
5.	34	Ki-Jana Carter	1992-94
6.	33	Curt Warner	1979-82
7.	32	Charlie Pittman	1967-69
	32	Bobby Engram	1991, 93-95
	32	Evan Royster	2007-10
10.	31	Ritche Anderson	1989-92
11.	30	John Cappelletti	1972-73
12.	29	DJ Dozier	1983-86
	29	Matt Suhey	1976-79
14.	28	Tony Hunt	2003-06
15.	27	Kenny Jackson	1980-83
	27	Eric McCoo	1998-01
	27	Trace McSorley	2015-pres.

PUNT RETURNS

PUNT RETURN AVERAGE, CAREER

(Min. 15 returns)

1.	17.6	Ron Younker	1953-54
2.	16.5	Wally Triplett	1946-48
3.	15.9	Don Jonas	1958-61
...			
14.	12.6	O.J. McDuffie	1988-92
15.	12.0	Matt Suhey	1976-79
16.	11.9	Chris Campbell	1994-96
17.	11.1	Bobby Engram	1991, 93-95
	11.1	Devon Smith	2009-11
19.	11.0	Derrick Williams	2005-08
20.	10.9	Michael Timpson	1985-88
--	10.3	DeAndre Thompkins	2014-pres.

PUNT RETURN AVERAGE, SEASON

(Min. 6 returns)

1.	21.4	Don Jonas	1960
2.	19.2	Gary Hayman	1973
3.	17.5	Lenny Moore	1953
4.	17.0	Shorty Miller	1912
5.	16.1	Ron Younker	1954
6.	16.0	Bob Pollard	1951
7.	15.7	Dick Hoak	1959
8.	15.2	Matt Suhey	1978
9.	14.6	O.J. McDuffie	1989
10.	14.2	Mike Irwin	1965
11.	13.7	Jimmy Cefalo	1977
12.	13.6	Dennis Onkotz	1969
13.	13.3	DeAndre Thompkins	2017
14.	13.3	O.J. McDuffie	1992
15.	13.1	Tisen Thomas	1990

PUNT RETURN YARDS, CAREER

1.	1171	Bruce Branch	1997-01
2.	1059	O.J. McDuffie	1988-92
3.	812	Calvin Lowry	2002-05
4.	786	Bobby Engram	1991, 93-95
5.	724	Derrick Williams	2005-08
6.	717	Gary Hayman	1972-73
7.	671	Kevin Baugh	1980-83
	671	DeAndre Thompkins	2014-pres.
9.	650	Jim Coates	1984-87
10.	619	Dennis Onkotz	1967-69

PUNT RETURN YARDS, SEASON

1.	528	Bryant Johnson	2002
2.	464	Bruce Branch	1999
3.	446	Bruce Branch	1998
4.	442	Gary Hayman	1973
5.	402	Bobby Engram	1993
6.	398	O.J. McDuffie	1992
7.	380	Tisen Thomas	1990
8.	358	O.J. McDuffie	1991
9.	340	Calvin Lowry	2005
10.	325	Dennis Onkotz	1969
11.	319	DeAndre Thompkins	2017
12.	315	Kevin Baugh	1982

PUNT RETURNS, CAREER

1.	109	Bruce Branch	1997-01
2.	86	Jim Coates	1984-87
	86	Calvin Lowry	2002-05
4.	84	O.J. McDuffie	1988-92
5.	71	Bobby Engram	1991, 93-95
6.	66	Derrick Williams	2005-08
7.	65	DeAndre Thompkins	2014-pres.
8.	62	Kevin Baugh	1980-83
9.	56	Gary Hayman	1972-73
10.	50	Jesse Della Valle	2010-14

KICK RETURNS

KICK RETURN AVERAGE, CAREER

(Min. 15 returns)

1.	29.6	Larry Joe	1946-48
2.	28.8	Curt Warner	1979-82
3.	28.4	Charlie Pittman	1967-69
4.	27.8	Saquon Barkley	2015-17
5.	26.9	Gary Hayman	1972-73
	26.9	KJ Hamler	2018-pres.
7.	26.3	Blair Thomas	1985-87, 89
8.	25.7	Roger Kochman	1959-62
9.	25.6	Chaz Powell	2008-11
10.	24.6	Lydell Mitchell	1969-71
11.	24.4	Shelly Hammonds	1990-93
12.	24.3	Lenny Moore	1953-55
13.	24.2	Gary Brown	1987-90
14.	24.0	A.J. Wallace	2006-09
15.	23.6	Richie Anderson	1989, 91-92
	23.6	Nick Scott	2014-pres.

KICK RETURN AVERAGE, SEASON

(Min. 8 returns)

1.	43.0	Gary Brown	1990
2.	35.0	Curt Warner	1980
3.	32.6	Larry Joe	1947
4.	31.9	Blair Thomas	1986
5.	29.6	Gary Hayman	1973
	29.6	Rodney Kinlaw</	

RECORD WATCH

KICKOFF RETURN YARDS, SEASON

1.	733	Chaz Powell	2011
2.	688	Miles Sanders	2016
3.	659	Grant Haley	2014
4.	581	A.J. Wallace	2007
5.	530	Chris Eberly	1997
6.	522	Kenny Watson	1999
7.	515	Derrick Williams	2008
8.	503	Chaz Powell	2010
	503	Kevin Baugh	1983
10.	493	Curt Warner	1979
--	484	KJ Hamler	2018

KICKOFF RETURNS, CAREER

1.	73	Chaz Powell	2007-11
2.	67	Kenny Watson	1996-00
3.	62	Kevin Baugh	1980-83
4.	59	Larry Johnson	1998-02
5.	51	Jim Coates	1984-87
6.	50	Derrick Williams	2005-08
7.	47	A.J. Wallace	2006-09
8.	38	Gary Brown	1987-90
	38	Miles Sanders	2016-pres.
10.	32	Grant Haley	2014-17
	32	Curt Warner	1979-82

KICKOFF RETURNS, SEASON

1.	33	Miles Sanders	2016
2.	32	Grant Haley	2014
3.	27	Chaz Powell	2011
4.	26	Kevin Baugh	1983
5.	22	Gary Brown	1988
	22	Geno Lewis	2013
	22	Chris Eberly	1997
	22	A.J. Wallace	2007
	22	Kenny Watson	1999
10.	21	Chaz Powell	2010
--	18	KJ Hamler	2018

PUNTING

PUNTING AVERAGE, CAREER

(Min. 50 punts)

1.	43.13	Jeremy Boone	2007-09
2.	43.00	George Reynolds	1980-83
3.	42.98	Blake Gillikin	2016-pres.
4.	41.84	Pat Pidgeon	1996-99
5.	41.79	Ralph Giacomarro	1979-82
6.	41.74	Jeremy Kapinos	2003-06
7.	41.73	Anthony Fera	2010-11
8.	41.71	John Bruno Jr.	1984-86
9.	40.50	Chris Clauss	1987
10.	39.95	David Royer	1999-2002

PUNTING AVERAGE, SEASON

(Minimum 30 punts)

1.	43.55	Ralph Giacomarro	1981
2.	43.32	Jeremy Boone	2009
3.	43.31	Ralph Giacomarro	1980
4.	43.15	Blake Gillikin	2017
5.	43.03	Jeremy Boone	2008
6.	43.02	Jeremy Boone	2007
7.	42.97	Blake Gillikin	2018
8.	42.92	John Bruno Jr.	1985
9.	42.80	Blake Gillikin	2016
10.	42.63	George Reynolds	1983
11.	42.58	Pat Pidgeon	1998

PUNTING AVERAGE, GAME

(Minimum 4 punts)

1.	54.75	Ralph Giacomarro at Syracuse	1981
2.	52.40	Bob Campbell vs. Miami (Fla.)	1968
3.	52.00	Jeremy Kapinos vs. Purdue	2004
4.	51.40	Jeremy Boone vs. Texas A&M	2007
5.	51.00	Doug Helkowski vs. Texas	1990
6.	50.80	Blake Gillikin vs. USC	2016
7.	50.50	Jeremy Kapinos at Ohio State	2004
	50.50	Jeremy Kapinos at Ohio State	2006
9.	49.50	Jeremy Boone at Illinois	2009
10.	48.80	Chris Gulla vs. Akron	2014

LONGEST PUNTS

1.	89	Coop French at Iowa	1930
2.	78	Jeremy Kapinos at Ohio State	2004
3.	76	Chris Clauss vs. Rutgers	1987
4.	74	Anthony Fera at Iowa	2010
	74	Blake Gillikin at Michigan	2018
6.	73	Milt Plum at Ohio State	1956
7.	71	Joe Colone at Syracuse	1946
8.	71	John Bruno Jr. vs. Boston Coll.	1985
9.	70	Coop French at Iowa	1930
	70	Joe Colone at Syracuse	1946
	70	Jeremy Kapinos vs. Purdue	2004
	70	Jeremy Boone at Illinois	2007
13.	69	Bob Parsons at Colorado	1970
	69	Anthony Fera vs. Purdue	2011
	69	Blake Gillikin at Pitt	2016
16.	68	Jeremy Kapinos at Ohio State	2006
	68	Jeremy Boone at Indiana	2007
18.	67	Joe Colone vs. Navy	1947
	67	Art Betts vs. Michigan State	1951
	67	Wayne Corbett at Pittsburgh	1965
21.	66	Frank Hershey vs. Maryland	1964
	66	Jeremy Boone at Illinois	2009
	66	Alex Butterworth vs. Michigan	2013
24.	65	W.G. Cooper vs. Villanova	1935
	65	Tom Cherry vs. UCLA	1967
	65	Bob Parsons vs. Colorado	1969
	65	Blake Gillikin vs. USC	2016

SCORING

SCORING, CAREER

	Points	TD	PAT	FG		
1.	425	1	*183	78	Kevin Kelly	2005-08
2.	318	53	0	0	Saquon Barkley	2015-17
3.	282	0	132	50	Craig Fayak	1990-93
4.	276	0	141	45	Brett Conway	1993-96
5.	271	0	109	54	Sam Ficken	2011-14
6.	261	0	144	39	Tyler Davis	2015-17
7.	258	0	117	47	Travis Forney	1996-99
8.	246	41	0	0	Lydell Mitchell	1969-71
9.	232	0	115	39	Robbie Gould	2001-04
10.	230	38	**0	0	Curtis Enis	1995-97
11.	218	36	**0	0	Larry Johnson	1999-2002
12.	206	0	86	40	Massimo Manca	1982, 84-86
13.	204	34	0	0	Ki-Jana Carter	1992-94
14.	198	33	0	0	Curt Warner	1979-82
15.	193	0	85	36	Collin Wagner	2006-10
16.	192	32	0	0	Charlie Pittman	1967-69
	192	32	0	0	Bobby Ingram	1991, 93-95
	192	32	0	0	Evan Royster	2006-10
19.	191	0	74	39	Matt Bahr	1976-78
20.	190	0	76	38	Nick Gancitano	1981-84
--	162	27	0	0	Trace McSorley	2015-pres.

*2-pt conversion run; **2-pt conversion reception

DEFENSE

PASSES DEFENDED, CAREER

1.	76	Derek Bochna (64 pbu, 12 int)	1990-93
2.	60	Brian Miller (48 pbu, 12 int)	1993-96
3.	52	Darren Perry (37 pbu, 15 int)	1988-91
4.	51	Leon Humphries (43 pbu, 8 int)	1988-91
5.	46	Alan Zemaitis (34 pbu, 12 int)	2002-05
6.	44	Duffy Cobbs (35 pbu, 9 int)	1983-86
7.	42	Lee Rubin (34 pbu, 8 int)	1990-93
	42	Kim Herring (29 pbu, 13 int)	1993-96
9.	41	David Macklin (33 pbu, 8 int)	1996-99
10.	39	Willie Thomas (34 pbu, 5 int)	1987-90
11.	36	Sherrod Rainge (27 pbu, 9 int)	1986-89
12.	33	Shell Hammonds (30 pbu, 3 int)	1990-93
13.	31	Reggie Givens (28 pbu, 3 int)	1989-92
	31	Eddie Johnson (26 pbu, 5 int)	1985-88
	31	Mark Tate (29 pbu, 2 int)	1993-96
--	28	Amani Oruwariye (21 pbu, 7 int)	2014-pres.
--	26	John Reid (22 pbu, 4 int)	2015-pres.

PASSES DEFENDED, SEASON

1.	26	Leon Humphries (24 pbu, 2 int)	1991
2.	24	Brian Miller (19 pbu, 5 int)	1995
	24	Lee Rubin (19 pbu, 5 int)	1991
4.	22	Alan Zemaitis (18 pbu, 4 int)	2003
	22	Darren Perry (15 pbu, 7 int)	1990
6.	21	Kim Herring (14 pbu, 7 int)	1996
	21	Shelly Hammonds (19 pbu, 2 int)	1992
8.	20	Derek Bochna (16 pbu, 4 int)	1993
	20	Darren Perry (14 pbu, 6 int)	1991
	20	Leon Humphries (14 pbu, 6 int)	1990
	20	Derek Bochna (18 pbu, 2 int)	1990
12.	19	Brian Miller (15 pbu, 4 int)	1994
	19	Sherrod Rainge (13 pbu, 6 int)	1989
	19	Herndon Henderson (15 pbu, 4 int)	1989
	19	Duffy Cobbs (16 pbu, 3 int)	1985
	19	Duffy Cobbs (15 pbu, 4 int)	1986
--	13	Amani Oruwariye (11 pbu, 2 int)	2018
--	9	John Reid (8 pbu, 1 int)	2018

GAME 1

APP STATE 38



vs.



45 PENN STATE

BEAVER STADIUM
BTN

SEPT. 1, 2018
ATTN: 105,232



GAME RECAP

UNIVERSITY PARK, Pa. - A rushing touchdown from Miles Sanders and an interception in the end zone by Amani Oruwariye secured a thrilling 45-38 overtime victory for No. 10/9 Penn State over Appalachian State in front of 105,232 roaring fans in the 2018 opener.

It was the largest crowd for a Penn State season opener since 2008.

Trailing by a touchdown with 1 minute, 39 seconds to go in regulation, quarterback Trace McSorley engineered a touchdown drive to tie the game at 38-38 and force overtime. Penn State went on offense first and handed the ball to Sanders four consecutive times, with his last rush crossing the goal line from 4 yards out. Appalachian State threatened on its offensive possession, converting a fourth-and-1 to earn a fresh set of downs at the 15-yard line, but Oruwariye picked Zac Thomas' first-down pass off in the end zone to end the game. It was the third consecutive season opener in which Oruwariye pulled in an interception.

The Nittany Lions held a 24-10 lead through three quarters, but the Mountaineers stormed back in the fourth quarter, scoring four touchdowns and allowing just one for a 38-31 lead with under two minutes to play.

Penn State responded as redshirt freshman KJ Hamler setup a game-tying touchdown drive with a 52-yard kickoff return out of the end zone, patiently waiting for a lane to develop before bursting down the right sideline. McSorley went to work from the App State 48 with 1:39 on the clock, going 5-for-6 passing - including a fourth-and-2 conversion - and ultimately connected with Hamler for a 15-yard touchdown to tie the score at 38-38 with 42 seconds to play.

Appalachian State missed a 56-yard field goal attempt on its ensuing drive with 15 seconds left on the clock, sending the game to overtime. Penn State got the ball first in the extra session and handed it over Sanders to do all of the work on the ground. Sanders used four carries to rush for 25 yards and a touchdown that put the Nittany Lions ahead 45-38.

After the Mountaineers converted on a fourth down, Thomas heaved a ball into the corner of the end zone, but it was Oruwariye who came down with the pigskin to seal the Penn State victory.

McSorley accounted for three touchdowns, two rushing and one passing, and finished with 283 total offense yards. The senior signal caller connected on 21 of his 36 passing attempts.

Sanders rushed for 91 yards and two touchdowns, including the game-winner. Linebacker Jan Johnson led the Nittany Lion defense with 11 total tackles.

KEYS AND DIFFERENCE MAKERS

Miles Sanders (PSU, RB) and the Ground Game

Making just his second career start, Sanders enjoyed a career game, setting highs in rushing yards (91), attempts (19) and rushing touchdowns (2), not to mention the game-winning score in overtime.

Five of Penn State's six touchdowns scored in the game came on the ground, as McSorley scored two and totaled 53 yards rushing 12 carries. Freshman Ricky Slade added 39 yards on six carries in his debut, including a 27-yard touchdown run late in the third quarter.

Trace McSorley (PSU, QB)

McSorley completed 21-of-36 passes for 230 yards and a touchdown and rushed 12 times for 53 yards and two touchdowns.

KJ Hamler (PSU, WR/KR)

Hamler made an impact in his collegiate debut, catching four passes for a team-high 68 yards and a game-tying touchdown, while also breaking through for 52 yards on his lone kickoff return to setup the game-tying drive with less than two minutes to go in regulation. The redshirt freshman also hauled in a 46-yard reception early in the fourth quarter, which led to a Miles Sanders rushing touchdown and a 31-17 Penn State lead with 11:17 remaining.

Notable Nittany Lions

Wide receiver Juwan Johnson led the Lions with six receptions, totaling 67 yards. He was one of seven receivers that McSorley targeted.

On defense, Johnson made his first career start at middle linebacker and totaled a game- and career-high 11 tackles. In the secondary, safety Nick Scott made a career-best nine tackles and registered his first career sack.

Appalachian State Kickoff Return Touchdown

Penn State scored on the game's opening drive, but App State's Darrynton Evans returned the ensuing kickoff 100 yards for a touchdown. It was the first kickoff return touchdown Penn State had allowed since yielding one at Northwestern in 2015.

SCORING SUMMARY

	1	2	3	4	OT	F
APP	10	0	0	28	0	38
PSU	7	3	14	14	7	45

1st	12:02	PSU			7-75/2:58/0-7	
	11:48	APP				7-7
	4:10	APP			12-60/6:37/10-7	
	0:12	PSU			12-77/4:32/10-10	
2nd	9:41	PSU			8-65/3:22/10-17	
3rd	2:41	PSU			8-72/3:40/10-24	
4th	13:39	APP			10-75/4:02/17-24	
	11:17	PSU			6-75/2:22/17-31	
	7:40	APP			9-80/3:32/24-31	
	6:03	APP			4-53/1:36/31-31	
	1:47	APP			4-42/1:12/38-31	
	0:42	PSU			7-48/0:57/38-38	
OT	--	PSU			4-25/0:00/38-45	

TEAM STATS

	APP	PSU
First Downs	22	24
Rushing Yards	159	205
Passing Yards	292	229
Passing (C-A-Int)	26-39-1	20-35-0
Total Offense	451	434
Plays	76	79
Fumbles (#-Lost)	1-0	0-0
Penalties (#-Yards)	9-100	2-10
Possession Time	32:28	27:32
3rd-Down Conv.	6-16	6-15
Red Zone	3-4	6-6
Touchdowns	3	5
Field goals	0	1

OTHER

Time of Game		3:40
Appalachian State	0-1, 0-0 Sun Belt	
Penn State	1-0, 0-0 BIG	

INDIVIDUAL STATISTICS

RUSHING

App State-Moore, Jalin 18-88; Thomas, Zac 15-43; Heath, Dominique 1-19; Evans, Darrynton 3-9.

Penn State-Sanders, Miles 19-91; McSorley, Trace 12-53; Slade, Ricky 6-39; Allen, Mark 6-25; TEAM 1-minus 3.

PASSING

App State-Thomas, Zac 25-38-1-270; Derrick, Peyton 1-1-0-22.

Penn State-McSorley, Trace 20-35-0-229.

RECEIVING

App State-Sutton, Corey 6-87; Moore, Jalin 5-36; Williams, Malik 4-66; Hennigan, Thomas 4-28; Heath, Dominique 2-35; Evans, Darrynton 2-10; Virgil, Jalen 1-14; Pearson, Henry 1-8; Papenheim, Devin 1-8.

Penn State-Johnson, Juwan 6-67; Hamler, KJ 3-67; Sanders, Miles 3-20; Allen, Mark 3-18; Holland, Jonathan 2-36; Polk, Brandon 2-19; Dalton, Danny 1-2.

TOP TACKLERS (T-UA-A)

App State-Flory, Anthony 9-3-6; Fehr, Jordan 8-5-3; Duck, Clifton 7-5-2; Hayes, Tae 6-5-1; Davis-Gaither, Akeem 5-2-3; Franklin, Desmond 4-4-0; Godwin, Okon 4-2-2.

Penn State-Johnson, Jan 11-4-7; Scott, Nick 9-5-4; Taylor, Garrett 8-6-2; Oruwariye, Amani 7-7-0; Farmer, Koa 5-3-2; Castro-Fields, Tariq 4-2-2; Brown, Cam 4-2-2; Parsons, Micah 4-0-4.

GAME 2

PENN STATE **51**



6 PITTSBURGH

HEINZ FIELD
ABC
SEPT. 8, 2018
ATTN: 68,400



GAME RECAP

PITTSBURGH - No. 13/10 Penn State never trailed as success in all three phases of the game and a dominant second half led the Nittany Lions to a 51-6 victory over Pittsburgh on a rainy Saturday night at Heinz Field.

The 45-point margin of victory was the largest in the Penn State-Pitt series since a 52-point win (65-9) over the Panthers in 1968.

The teams were only separated by a missed extra point (7-6) for the majority of the first half, but Penn State never looked back after quarterback Trace McSorley connected with wide receiver KJ Hamler for a touchdown just before halftime, giving the Lions a 14-6 lead. The seven points were the first of 44 unanswered that the Nittany Lions would score, of which 37 came in the second half.

The Nittany Lion defense held Pitt to 69 yards in the second half, including minus-2 in the third quarter. On offense McSorley rushed and passed for a touchdown, Mark Allen rushed for a touchdown and quarterback Sean Clifford threw a 34-yard touchdown pass to Brandon Polk on his first career play. On special teams, DeAndre Thompkins returned a punt for a touchdown, while the defense added two points with a safety.

McSorley completed 14-of-30 passes for 145 yards as wet and rainy conditions factored in several dropped passes, but he threw for two touchdowns and rushed five times for 36 yards and a touchdown. Hamler was the leading receiver with three catches for 40 yards and a touchdown, and he also scored Penn State's first touchdown of the game on a jet sweep from 32 yards out. Additionally, running back Miles Sanders posted his first career 100-yard rushing game, totaling 118 yards on 16 carries, with a long rush of 41 yards.

In the second half, Penn State's average field position was its own 46, while Pitt was mired at its own 18. Six of Pitt's nine offensive drives in the second half started inside its own 16, including its first four of the half.

Gillikin enjoyed a strong game punting, with three punts inside the 10, four inside the 20 and two punts for more than 50 yards.

Second Half Defense

Pitt outgained Penn State 231-188 in the first half, with 214 yards rushing, but the Nittany Lions tightened up in the second half. Pitt lost 2 yards in the third quarter and managed just 71 yards in the fourth, also only gaining just five first downs. Penn State never let Pitt's passing game off the ground, holding quarterback Kenny Pickett to just 55 yards on nine completions and an interception on 18 passing attempts for the game.

Miles Sanders (PSU, RB) and the Ground Game

Penn State surpassed 200 yards rushing as a team for a fifth consecutive game, led by Sanders' 118 yards. McSorley added 36 yards and a touchdown on five carries, while Hamler's first career rush went for 32 yards and a touchdown. Allen rushed for 12 yards and his first touchdown since the 2016 season.

Trace McSorley (PSU, QB)

McSorley was responsible for three touchdowns, throwing for two and running for one. He completed 14-of-30 passes for 145 yards and touchdowns to redshirt freshmen Hamler and Mac Hippenhammer, while running for a touchdown amongst his five carries for 36 yards. It was McSorley's 18th career game with both a rushing and passing touchdown, and he has now completed a touchdown pass in 30 consecutive games, extending his school-record and FBS-leading streak.

KJ Hamler (Penn State, WR/KR)

Hamler enjoyed his first multi-touchdown game, registering the game's first score on a 32-yard run, and then hauling in a 14-yard touchdown catch just before halftime to give Penn State a 14-6 lead going into the locker room. His three receptions were a game high, and he totaled 40 yards.

Firsts

Hamler scored his first rushing touchdown for Penn State's first score of the game. In the fourth quarter, Hippenhammer scored his first receiving touchdown on his first reception and Clifford threw his first career touchdown pass on his first collegiate play.

SCORING SUMMARY

	1	2	3	4	OT	F
PSU	7	7	16	21	-	51
PITT	6	0	0	0	-	6

1st	12:14	PSU		3-63/1:09/7-0
	7:09	UP		10-75/5:05/7-6
	0:26	PSU		3-35/0:33/14-6
2nd	0:26	PSU		3-35/0:33/14-6
	8:36	PSU		8-40/2:39/21-6
3rd	7:38	PSU		23-6
	0:28	PSU		30-6
4th	11:40	PSU		5-64/2:29/37-6
	6:17	PSU		12-61/4:00/44-6
	4:21	PSU		1-34/0:11/51-6

TEAM STATS

	PSU	PITT
First Downs	23	15
Rushing Yards	211	245
Passing Yards	179	55
Passing (C-A-Int)	15-31-0	9-18-1
Total Offense	390	300
Plays	64	70
Fumbles (#-Lost)	3-2	4-2
Penalties (#-Yards)	4-45	14-116
Possession Time	25:38	34:22
3rd-Down Conv.	4-11	4-14
Red Zone	4-4	1-3
Touchdowns	4	1
Field goals	0	0

OTHER

Time of Game	3:25
Penn State	2-0, 0-0 BIG
Pittsburgh	1-1, 0-0 ACC

KEYS AND DIFFERENCE MAKERS Turnovers and Field Position

Pitt was stopped twice inside the Penn State 5-yard line in the first half, as cornerback Amani Oruwariye intercepted a Pitt pass at the 3-yard line late in the first quarter and cornerback Zech McPhearson dropped Pitt running back Qadree Ollison for a 3-yard loss on fourth-and-3 at the Penn State 4 late in the second quarter.

Penn State benefitted from another turnover late in the first half following the fourth-down stop. The Nittany Lions went three-and-out, but punter Blake Gillikin boomed a 47-yard punt to the Pitt 38. Penn State then forced a three-and-out and Pitt punter Kirk Christodoulou fumbled the snap, allowing Jarvis Miller to recover it for Penn State at the Pitt 35. It took Penn State just three plays to find the end zone. After an incompleting, Sanders rushed for 21 yards and then McSorley found Hamler wide open over the middle for a 14-yard touchdown reception and a 14-6 lead.

INDIVIDUAL STATISTICS

RUSHING

Penn State-Sanders, Miles 16-118; McSorley, Trace 5-36; Hamler, KJ 1-32; Slade, Ricky 4-13; Allen, Mark 7-12; Pitt-Ollison, Qadree 21-119; Jacques-Louis, Shockey 2-39; Davis, A.J. 6-38; Pickett, Kenny 14-30; Hall, Darrin 7-28; Aston, George 1-minus 2; Christodoulou, Kirk 1-minus 7.

PASSING

Penn State-McSorley, Trace 14-30-0-145; Clifford, Sean 1-1-0-34.
Pitt-Pickett, Kenny 9-18-1-55.

RECEIVING

Penn State-Hamler, KJ 3-40; Polk, Brandon 2-45; Holland, Jonathan 2-25; Johnson, Juwan 2-23; Dalton, Danny 2-17; Hippenhammer, Mac 1-11; Allen, Mark 1-7; Sanders, Miles 1-6; Freiermuth, Pat 1-5.
Pitt-Jacques-Louis, Shockey 2-21; Aston, George 2-14; Ollison, Qadree 2-3; Mack, Taysir 1-9; Butler-Jenkins, Dontavious 1-4; Hall, Darrin 1-4.

TOP TACKLERS (T-UA-A)

Penn State-Parsons, Micah 7-5-2; Givens, Kevin 7-5-2; Toney, Shaka 5-5-0; Taylor, Garrett 5-2-3; Johnson, Jan 5-2-3; Castro-Fields, Tariq 5-1-4.
Pitt-Wirginis, Quintin 9-7-2; Briggs, Dennis 6-6-0; Jackson, Dane 4-4-0; Weaver, Rashad 4-3-1; Idowu, Oluwaseun 4-3-1; Stocker, Jazzee 3-3-0; Mathis, Damarri 3-3-0; Hendrix, DeWayne 3-1-2.

GAME 3

KENT STATE 10



vs.



63 PENN STATE

BEAVER STADIUM
FS1

SEPT. 15, 2018
ATTN: 106,528



GAME RECAP

UNIVERSITY PARK, Pa. – Senior quarterback Trace McSorley accounted for five touchdowns as No. 11/10 Penn State football totaled 643 yards of total offense in a 63-10 victory over Kent State in non-conference football action Saturday afternoon in front of 106,528 fans at Beaver Stadium.

For the Penn State offense, McSorley threw for 229 yards and two touchdowns and ran for 54 yards and a career-high-tying three touchdowns. His top target was DeAndre Thompkins, who made four catches for 101 yards, including a diving 40-yard reception in the end zone. On the ground, seven Penn Staters combined for 297 yards with Miles Sanders posting 86 yards on 14 carries, while Mark Allen, Ricky Slade and Johnathan Thomas each rushed for a touchdown.

The Penn State defense held the up-tempo Kent State offense to 221 yards, with just 41 yards allowed on the ground. Cam Brown led the unit with seven tackles, while Penn State totaled seven sacks, led by Shareef Miller and Jayson Oweh with 2.0 each. Miller also led the team with 3.0 tackles for loss.

The Nittany Lion offense tallied its first touchdown of the afternoon with 12:51 left in the first quarter of play when McSorley hit Thompkins for a 40-yard touchdown pass. Kent State then tied the game at 7-7 on a 47-yard touchdown pass from Woody Barrett to Mike Carrigan on the ensuing drive, but Penn State went on to outscore Kent State, 56-3, down the stretch to secure the win.

A pair of freshmen secured the longest play from scrimmage in Penn State history in the fourth quarter, as quarterback Sean Clifford found a wide-open Daniel George for a 95-yard touchdown reception.

KEYS AND DIFFERENCE MAKERS
Trace McSorley (PSU, QB)

McSorley was responsible for five touchdowns, throwing for two and rushing for three in just three quarters of work. He completed 11-of-22 pass attempts for 229 yards, marking the 24th time he has surpassed 200 yards passing in a game to extend his Penn State record. He also extended his FBS-best and school-record streak of consecutive games with a passing touchdown to 31.

With 54 rushing yards on the day, McSorley now has 1,042 yards on his career, becoming the 44th Nittany Lion to pass the 1,000-yard mark and only the second quarterback. McSorley's three rushing touchdowns give him 24 for his career, setting a Penn State record for most rushing touchdowns by a quarterback.

It was also McSorley's 19th game with both a passing and rushing touchdown (seven in 2016, nine in 2017, three in 2018).

Chunk Plays

Penn State was able to gain yards in chunks, highlighted by its longest play from scrimmage in history, as quarterback Clifford and George connected on a 95-yard touchdown reception in the fourth quarter.

Penn State opened the game with a 19-yard completion to Sanders and following that with a 56-yard touchdown pass that was nullified by a penalty. The latter did not matter though as Thompkins made a diving catch in the end zone for a 40-yard touchdown reception for the game's first score.

Kent State was able to answer with a 47-yard touchdown pass though from Barrett to Carrigan. It was the Golden Flashes' lone touchdown for the game.

Big runs keyed Penn State's next two scoring drives of the first quarter, as an 18-yard McSorley run with a personal foul penalty tacked on setup the second, and a 19-yard Allen run setup the third.

Kent State left Penn State just 25 seconds on offense, but a 22-yard completion to Hamler moved the Nittany Lions to the 13, from where McSorley would rush into the end zone from 13 yards for a 28-10 halftime lead.

The big plays continued in the second half. A career-long 23-yard reception by freshman tight end Pat Freiermuth moved Penn State into the red zone, setting up an eventual Allen touchdown and a 35-10 lead.

Penn State extended its lead to 42-10 following a two-play scoring drive keyed by a 39-yard reception by Thompkins. Slade rushed into the end zone from just 2 yards out on the following play.

Cam Sullivan-Brown hauled in a 66-yard touchdown pass late in the third quarter, but it was wiped away by another holding penalty. Again, it did not matter, as McSorley later connected with Brandon Polk for a career-long 41-yard touchdown reception and a 49-10 lead.

Clifford and George's 95-yard play was not the last big one of the day, as Johnathan Thomas broke free for 69-yard on the game's final drive.

DeAndre Thompkins (PSU, WR)

Thompkins' 101 yards on the day sent him over the 1,000-yard mark for his career. Thompkins now has 1,017 career receiving yards, becoming the 31st player in program history to reach that mark. The 100-yard effort was the second of his career, joining his 102-yard performance against Michigan State last season.

SCORING SUMMARY

	1	2	3	4	OT	F
KSU	7	3	0	0	-	10
PSU	21	7	21	14	-	63

1st	12:51	PSU	5-75/2:09/0-7			
		DeAndre Thompkins	40 yd pass from McSorley (Pinegar kick)			
	9:43	KSU	11-75/3:08/7-7			
		Mike Carrigan	47 yd pass from Barrett (Trickett M. kick)			
	5:07	PSU	9-75/3:02/7-14			
		Trace McSorley	1 yd run (Pinegar kick)			
	1:09	PSU	7-31/3:00/7-21			
		Trace McSorley	2 yd run (Pinegar kick)			
2nd	0:35	KSU	5-0/0:48/10-21			
		Matthew Trickett	24 yd field goal			
	0:04	PSU	4-43/0:21/10-28			
		Trace McSorley	13 yd run (Pinegar kick)			
3rd	10:05	PSU	8-57/3:03/10-35			
		Mark Allen	7 yd run (Pinegar kick)			
	7:42	PSU	2-41/0:35/10-42			
		Ricky Slade	2 yd run (Pinegar kick)			
	2:37	PSU	8-70/3:50/10-49			
		Brandon Polk	41 yd pass from McSorley (Pinegar kick)			
4th	6:55	PSU	3-98/1:12/10-56			
		Daniel George	95 yd pass from Clifford (Pinegar kick)			
	1:09	PSU	3-80/1:11/10-63			
		Johnathan Thomas	15 yd run (Pinegar kick)			

TEAM STATS

	KSU	PSU
First Downs	18	26
Rushing Yards	41	297
Passing Yards	180	346
Passing (C-A-Int)	21-40-0	14-25-1
Total Offense	221	643
Plays	77	70
Fumbles (#-Lost)	1-0	2-0
Penalties (#-Yards)	10-83	9-85
Possession Time	31:38	28:22
3rd-Down Conv.	7-20	5-12
Red Zone	1-1	6-6
Touchdowns	0	6
Field goals	1	0

OTHER

Time of Game	3:28
Kent State	1-2, 0-0 MAC
Penn State	3-0, 0-0 BIG

INDIVIDUAL STATISTICS

RUSHING

Kent State-Crum, Dustin 3-23; Shaw, Jo-EI 10-22; Matthews, Will 4-16; Rankin, Justin 3-0; TEAM 1-minus 2; Barrett, Woody 16-minus 18.
Penn State-Sanders, Miles 14-86; Thomas, Johnathan 3-84; Allen, Mark 11-62; McSorley, Trace, 9-54; Clifford, Sean 2-10; Slade, Ricky 5-1; Hamler, KJ 1-0.

PASSING

Kent State-Barrett, Woody 20-38-0-176; Crum, Dustin 1-2-0-4.
Penn State-McSorley, Trace 11-22-1-229; Clifford, Sean 3-3-0-117.

RECEIVING

Kent State-Dixon, Antwan 5-59; Carrigan, Mike 3-58; McKoy, Isaiah 3-21; Shaw, Jo-EI 3-14; Harrell, Trey 3-2; Rankin, Justin 2-18; Lawrence-Burke, Mandela 1-4; Price, Kavius 1-4.
Penn State-Thompkins, DeAndre 4-101; Sanders, Miles 3-30; Polk, Brandon 2-55; Freiermuth, Pat 2-35; George, Daniel 1-95; Hamler, KJ 1-22; Kuntz, Zack 1-8.

TOP TACKLERS (T-UA-A)

Kent State-Hicks, Dalton 12-4-8; Bahr, Matt 9-3-6; Parker, Jamal 5-4-1; Phillips, Cepeda 5-3-2; Silva, Jordan 5-2-3; Hines, Elvis 4-2-2; McRae, Juantez 4-2-2.
Penn State-Brown, Cam 7-3-4; Sutherland, Jonathan 5-4-1; Parsons, Micah 5-2-3; Scott, Nick 4-1-3; Luketa, Jesse 3-3-0; Wade, Lamont 3-3-0; Castro-Fields, Tariq 3-3-0; Oweh, Jayson 3-3-0; Miller, Shareef 3-3-0.

GAME 4

PENN STATE **63**



vs.



24 ILLINOIS

MEMORIAL STADIUM
FS1

SEPT. 21, 2018
ATTN: 34,704



GAME RECAP

CHAMPAIGN, Ill. – No. 10/9 Penn State totaled 387 rushing yards, led by 200 yards and three touchdowns from junior running back Miles Sanders, as it defeated Illinois, 63-24, Friday night in Memorial Stadium.

Penn State put the game out of reach with 42 unanswered points in the second half, including 35 in the fourth quarter. The Nittany Lions had built a 21-7 lead to start, only to see Illinois score the next 17 points for a 24-21 lead early in the third quarter. However, a Sanders 48-yard touchdown run with 8:36 remaining in the third put Penn State back ahead, and the Lions never looked back.

The fourth quarter scoring surge pushed Penn State past 50 points for a third consecutive game – a school first – and marked the first time since 1917 that Penn State scored 60-plus points in consecutive games.

Joining Sanders in the prolific Penn State running attack was senior quarterback Trace McSorley, who rushed for a career-high 92 yards, and freshman running back Ricky Slade, who ran for a 61-yard touchdown in the fourth quarter and totaled a career-best 94 yards and two touchdowns for the game.

McSorley added three passing touchdowns, completing 12-of-19 passes for 160 yards. Freshman tight end Pat Freiermuth hauled in his first career touchdown reception, while Juwan Johnson and KJ Hamler came up with big touchdown receptions in the second half.

Turnovers

It was a tale of two halves in the turnover battle, with Illinois holding the upper-hand in the first half and Penn State taking advantage in the second.

The Nittany Lions committed two turnovers in the first half and failed to scoop up an Illinois fumble on the goal line. Penn State's first drive rolled for 55 yards until Illinois' Stanley Green forced a fumble on the third play and Michael Marchese recovered it. Illinois was unable to take advantage and Penn State built a two-touchdown lead, but Illinois cut the lead to one score after recovering a fumble forced by linebacker Cam Brown inside the 1, and then connecting on a touchdown pass to Rick Smalling on the very next play.

McSorley was then intercepted by Delano Ware with 28 seconds remaining in the second quarter, and Illinois kicked a field goal to trim the Penn State lead to four.

However, Penn State linebackers Jan Johnson and Ellis Brooks tallied their first career interceptions in the fourth quarter to contribute to the Nittany Lions' rout. With Penn State leading 35-24, Jan Johnson picked a bobbled pass at the Illinois 21, and McSorley found Hamler in the end zone on the first play of the ensuing drive. Brooks setup the final touchdown with a 22-yard interception return to the Illinois 10.

Second-Half Defense

Penn State limited Illinois to just 166 yards and seven points in the second half, as the Nittany Lion defensive unit nearly pulled off its third consecutive second-half shutout.

Penn State was led in tackles by safety Jonathan Sutherland with a career-high eight, while fellow safety Garrett Taylor totaled seven and tied for the team lead with 1.5 stops behind the line.

KEYS AND DIFFERENCE MAKERS

Ground Game

Both teams had success on the ground in the first half, but Penn State persisted in the second half to total 387 yards for the game – its most since running for 389 against Youngstown State in 2006.

Illinois finished with 245 yards rushing. Penn State rushed for 206 yards in the first half and Illinois added 174, but the Nittany Lions outgained the Illinois 181-71 in the second half.

Sanders led Penn State by rushing 22 times for 200 yards and three touchdowns – all career highs – with 14 carries, 113 yards and two touchdowns coming in the first half. It was the 28th 200-yard rushing performance in Penn State history. McSorley rushed for 83 yards in the first half and added one more carry to finish with a career-high 92 yards. Ricky Slade added 94 yards and two touchdowns on 10 carries, with all but one carry for 10 yards coming in the second half.

Illinois was paced on the ground by Reggie Corbin, who totaled 87 yards and a touchdown on 11 carries, highlighted by a 51-yard run to setup a touchdown in the first half. However, Corbin only managed just three carries for minus-2 yards in the second half. Mike Epstein added 73 yards on 13 carries, but was also limited in the second half, totaling 1 yard on one carry in the second half.

SCORING SUMMARY

	1	2	3	4	OT	F
PSU	7	14	7	35	-	63
ILL	7	10	7	0	-	24

1st	9:17	PSU	Miles Sanders 14 yd run (Pinegar kick)	9-70/3:32/7-0
	2:16	ILL	Reggie Corbin 2 yd run (McLaughlin kick)	6-74/1:31/7-7
2nd	12:52	PSU	Miles Sanders 2 yd run (Pinegar kick)	11-75/4:24/14-7
	8:11	PSU	Pat Freiermuth 5 yd pass from McSorley (Pinegar kick)	8-66/3:14/21-7
	6:47	ILL	Ricky Smalling 6 yd pass from Rivers (McLaughlin kick)	5-75/1:24/21-14
	0:00	ILL	McLaughlin 42 yd field goal	5-32/0:28/21-17
3rd	10:36	ILL	Ricky Smalling 17 yd pass from Rivers (McLaughlin kick)	9-75/4:24/21-24
	8:36	PSU	Miles Sanders 48 yd run (Pinegar kick)	5-90/2:00/28-24
4th	14:53	PSU	Juwan Johnson 16 yd pass from McSorley (Pinegar kick)	11-60/6:11/35-24
	14:09	PSU	KJ Hamler 21 yd pass from McSorley (Pinegar kick)	1-21/0:09/42-24
	9:58	PSU	Ricky Slade 61 yd run (Pinegar kick)	2-66/0:36/49-24
	4:24	PSU	Ricky Slade 1 yd run (Pinegar kick)	6-54/2:48/56-24
	1:56	PSU	Journey Brown 6 yd run (Pinegar kick)	2-10/0:50/63-24

TEAM STATS

	PSU	ILL
First Downs	31	26
Rushing Yards	387	245
Passing Yards	204	166
Passing (C-A-Int)	13-20-1	18-31-2
Total Offense	591	411
Plays	71	76
Fumbles (#-Lost)	2-1	2-0
Penalties (#-Yards)	8-72	7-81
Possession Time	29:55	30:05
3rd-Down Conv.	9-11	4-12
Red Zone	6-6	3-3
Touchdowns	6	3
Field goals	0	1

OTHER

Time of Game		3:30
Penn State	4-0, 1-0 BIG	
Illinois	2-2, 0-1 BIG	

INDIVIDUAL STATISTICS

RUSHING

Illinois-Corbin, Reggie 11-87; Epstein, Mke 13-73; Bonner, RaVon 4-42; Rivers, M.J. 10-24; Robinson, Matt 4-17; Brown, Dre 2-4; Davis Trenard 1-minus 2.
Penn State-Sanders, Miles 22-200; Slade, Ricky 10-94; McSorley, Trace, 15-92; Brown, Journey 2-10; Clifford, Sean 2-minus 9.

PASSING

Illinois-Rivers, M.J. 17-28-1-149; Robinson, Matt 0-2-1-0; Davis, Trenard 1-1-0-17.
Penn State-McSorley, Trace 12-19-1-160; Clifford, Sean 1-1-0-44.

RECEIVING

Illinois-Green, Carmoni 4-49; Mays, Sam 3-26; Barker, Daniel 3-19; Smalling, Ricky 2-23; Epstein, Mike 2-19; Davis, Trenard 2-17; Corbin, Reggie 2-13.
Penn State-Johnson, Juwan 4-51; Holland, Jonathan; 3-53; Hamler, KJ 2-41; Thompkins, DeAndre 2-10; Hippenhammer, Mac 1-44; Freiermuth, Pat 1-5.

TOP TACKLERS (T-UA-A)

Illinois-Roundtree, Bobby 12-10-2; Phillips, Del'Shawn 8-4-4; Brown, Sydney 5-3-2; Green, Stanley 4-4-0; Gay, Isaiah 4-3-1; Ware, Delano 3-1-2; Hansen, Jake 3-1-2; Oladipo, Lere 3-1-2.

Penn State-Sutherland, Jonathan 8-6-2; Taylor, Garrett 7-6-1; Johnson, Jan 6-5-1; Brooks, Ellis 6-5-1; Parsons, Micah 6-5-1; Scott, Nick 5-4-1; Windsor, Robert 5-2-3; Brown, Cam 3-2-1; Oruwariye, Amani 3-1-2; Farmer, Koa 3-1-2; Givens, Kevin 3-0-3.

GAME 5

OHIO STATE **27** vs. **26** PENN STATE

BEAVER STADIUM ABC SEPT. 29, 2018
ATTN: 110,889



GAME RECAP

UNIVERSITY PARK, Pa. – Trace McSorley totaled a school-record 461 total offense yards to lead No. 9 Penn State, but No. 4 Ohio State rallied late in the fourth quarter for a 27-26 victory in front of a Beaver Stadium-record 110,889 fans.

After entering the fourth quarter trailing by one point, Penn State took a 26-14 lead with exactly eight minutes remaining following a McSorley touchdown pass (12:22) and a 1-yard touchdown run by running back Miles Sanders (8:00). However, Ohio State responded with two touchdowns and then stopped the Nittany Lions on fourth-and-5 from the Ohio State 43 inside two minutes to seal the win.

Ohio State quarterback Dwayne Haskins threw both fourth-quarter touchdowns, connecting on a 47-yarder with Binjimin Victor with 6:42 remaining and a 24-yarder with K.J. Hill with 2:03 remaining.

KEYS AND DIFFERENCE MAKERS
Trace McSorley (PSU, QB)

McSorley totaled 461 yards of total offense, rushing for a career-high 175 yards on 25 carries and completing 16-of-32 passes for 286 yards and two touchdowns. The effort broke former Penn State quarterback Christian Hackenberg's school record of 456 yards of total offense set against UCF in 2014, and his 175 rushing yards rank as the second-most by a quarterback in a game in program history and the most since Eugene "Shorty" Miller ran for 250 yards in 1913 against Carnegie Tech.

McSorley set career highs for his longest run and longest pass play, rushing for 51 yards in the first quarter and connecting with wide receiver KJ Hamler for a 93-yard touchdown pass in the second quarter. The latter gave Penn State a 13-0 lead with 5:59 remaining in the first half and marked his 33rd consecutive game with a touchdown pass, extending his school record and the longest active streak in FBS.

McSorley's second touchdown of the night put Penn State back in the lead after falling behind in the third quarter. A 36-yard completion to Hamler and a 15-yard rush by McSorley moved the Nittany Lions to the Ohio State 2, and McSorley lofted a pass to the back of the end zone for freshman tight end Pat Freiermuth, who pulled it in with one hand for a go-ahead touchdown, 20-14, with 12:22 remaining.

Of his 175 yards rushing, 99 were in the second half.

KJ Hamler (PSU, WR)

Hamler's speed and playmaking ability shined on a 93-yard touchdown in the second quarter. Ohio State appeared to be gaining the upper-hand in the field position battle, pinning Penn State on its own 2 with a 58-yard punt midway through the second stanza, but Hamler

took a short-slant 93 yards for a touchdown, out-running the Buckeye defense for a 13-0 Penn State lead with 5:59 remaining in the half. It's the second-longest play from scrimmage in Penn State history.

Hamler's 36-yard reception in the fourth quarter led to a go-ahead touchdown for Penn State, however he left the game after the play due to injury.

He finished with four catches for a career- and game-high 138 yards.

Ohio State Passing Game

Ohio State was able to move the ball through the air in the second half. Haskins was held to just seven completions on 16 attempts for 62 yards, an interception and a touchdown in the first half, but completed 15-of-23 passes for 208 yards and two touchdowns in the second. Parris Campbell caught seven passes for 60 yards to lead the Buckeyes in both categories, while K.J. Hill followed with six receptions for 59 yards and the game-winning touchdown.

J.K. Dobbins' two catches for 61 yards were both impactful. He scored Ohio State's first touchdown of the game on a 26-yard reception from Haskins with 1:50 remaining in the first half, and then moved the Buckeyes from their own 4 to the 39 with a 35-yard reception to start their eventual game-winning, eight-play, 96-yard touchdown drive in the fourth quarter.

Victor also scored a receiving touchdown, weaving through the Penn State defense for a 47-yard score with 6:42 remaining in the game, pulling the Buckeyes to within five, 26-21.

Points Off Turnovers

A Garrett Taylor interception – the first of his career – setup Pinegar's second field goal of the night. Taylor picked a pass off the hands of Johnnie Dixon at the Penn State 27, and then returned it 45 yards to the Ohio State 28. The Lions were unable to advance into the red zone for a first down, so Pinegar converted from 39 yards out with 11:18 remaining in the second quarter for a 6-0 Penn State lead.

Ohio State's first points came off a Penn State fumble. Late in the second half, Tuf Borland was able to punch the ball loose from Miles Sanders and Dre'Mont Jones recovered it at the Penn State 25. On the Buckeyes' second play from scrimmage from the 26, Haskins dumped the ball off to Dobbins, and sprinted down the sideline for the touchdown with 1:50 remaining in the half, pulling the Buckeyes within six points, 13-7.

SCORING SUMMARY

	1	2	3	4	OT	F
OSU	0	7	7	13	-	27
PSU	3	10	0	13	-	26

1st	4:58	PSU	8-63/3:37/3-0
		Jake Pinegar 34 yd field goal	
2nd	11:18	PSU	4-7/1:30/6-0
		Jake Pinegar 39 yd field goal	
	5:59	PSU	3-98/1:03/13-0
		KJ Hamler 93 yd pass from McSorley (Pinegar kick)	
	1:50	OSU	2-25/0:42/13-7
		JK Dobbins 26 yd pass from Haskins (Neurnberger kick)	
3rd	10:42	OSU	13-75/4:38/13-14
		JK Dobbins 4 yd run (Neurnberger kick)	
4th	12:22	PSU	6-73/2:22/20-14
		Pat Freiermuth 2 yd pass from McSorley (Pinegar kick)	
	8:00	PSU	7-52/2:18/26-14
		Miles Sanders 1 yd run (2-point conversion failed)	
	6:42	OSU	3-75/1:18/26-21
		Binjimin Victor 47 yd pass from Haskins (Neurnberger kick)	
	2:03	OSU	8-96/2:32/26-27
		KJ Hill 24 yd pass from Haskins (2-point conversion failed)	

TEAM STATS

	OSU	PSU
First Downs	21	22
Rushing Yards	119	206
Passing Yards	270	286
Passing (C-A-Int)	22-39-1	16-32-0
Total Offense	389	492
Plays	76	76
Fumbles (#-Lost)	0-0	2-1
Penalties (#-Yards)	10-105	7-64
Possession Time	28:21	31:39
3rd-Down Conv.	4-17	3-17
Red Zone	1-2	3-3
Touchdowns	4	3
Field goals	0	2

OTHER

Time of Game	3:49
Penn State	4-1, 1-1 BIG
Ohio State	5-0, 2-0 BIG

INDIVIDUAL STATISTICS

RUSHING

Ohio State-Dobbins, J.K. 17-57; Weber, Mike 9-51; Campbell, Paris 2-19; Haskins, Dwayne 4-8; Hill, K.J. 1-minus 3.
Penn State-McSorley, Trace, 25-175; Sanders, Miles 16-43; Stevens, Tommy 3-minus 12.

PASSING

Ohio State-Haskins, Dwayne 22-39-1-270.
Penn State-McSorley, Trace 16-32-0-286.

RECEIVING

Ohio State-Dobbins, J.K. 2-61; Campbell, Paris 7-60; Hill, K.J. 6-59; Victor, Binjimin 2-55; Mack, Austin 3-25; Weber, Mike 1-5; Saunders, C.J. 1-5.
Penn State-Hamler, KJ 4-138; Johnson, Juwan 5-61; Freiermuth, Pat 3-44; Hippenhammer, Mac 1-21; Polk, Brandon 1-20; Sanders, Miles 2-5.

TOP TACKLERS (T-UA-A)

Ohio State-Fuller, Jordan 8-5-3; Borland, Tuf 8-3-5; Harrison, Malik 8-6-2; Young, Chase 6-3-3; Werner, Pete 5-4-1.
Penn State-Farmer, Koa 8-2-6; Brown, Cam 6-3-3; Scott, Nick 5-3-2; Johnson, Jan 5-4-1; Miller, Shareef 5-3-2; Windsor, Robert 5-2-3.

GAME 6

MICHIGAN STATE **21** vs. **17** PENN STATE



BEAVER STADIUM OCT. 13, 2018
BTN ATTN: 106,685



GAME RECAP

UNIVERSITY PARK, Pa. – Penn State quarterback Trace McSorley became the school’s all-time passing yards leader and running back Miles Sanders rushed for 162 yards and a touchdown against the nation’s No. 1 rush defense, but Michigan State rallied for a 21-17 victory over the No. 8 Nittany Lions.

Penn State held a 17-14 advantage with less than 1:30 to play before Michigan State put together an eight-play, 76-yard touchdown drive to pull ahead 21-17 with 19 seconds left on the clock. Spartan quarterback Brian Lewerke connected with Felton Davis III on a 25-yard reception for the score.

KJ Hamler returned the ensuing kickoff 24 yards to the Penn State 26 and caught a 20-yard pass to advance the Lions to the 46, but the Spartans pressured McSorley on the final play and his throw fell incomplete as time expired.

Penn State’s last five losses have been by a total of just 12 points, which is the smallest margin of defeat over five losses in program history. The Spartans’ late go-ahead touchdown marked the only time they led all afternoon.

McSorley continued to rewrite the program history books, becoming Penn State’s all-time leader in career passing yards. He finished the day with 192 passing yards to total 8,610 for his career, surpassing Christian Hackenberg’s previous program standard of 8,457.

Sanders also achieved a milestone against the Spartans, eclipsing 1,000-career rushing yards to become the 45th Nittany Lion to do so.

Michigan State Defense in the Second Half

Although Michigan State allowed a season-high rushing yard total on the ground, only 39 of those yards were allowed in the second half. Accordingly, the Spartans limited Penn State to just a field goal over the final 30 minutes, slowing the Nittany Lions top-ranked, second-half scoring offense, which entered the day averaging 31 second-half points per game.

Safety Kari Willis led the unit with nine tackles and a forced fumble that linebacker Tyriq Thompson recovered to halt Penn State’s game-opening drive at the Michigan State 33. The Spartans, managed just one sack on the day, but the sack was a crucial one McSorley slipped on fourth-and-4 in the third quarter after a Penn State drive start in Michigan State territory.

Trace McSorley (PSU, QB)

McSorley became the all-time leading passer in Penn State history with his 192 yards passing, completing 19-of-32 passing attempts with one touchdown. The touchdown pass extended his streak for consecutive games with a touchdown pass to 34, dating back to the 2016 TaxSlayer Bowl.

Brian Lewerke (MSU, QB) and Felton Davis III (MSU, WR)

Lewerke completed 24-of-52 pass attempts for 259 yards and two touchdowns with one interception. Davis III was his top target, catching eight passes for 100 yards and two touchdowns, including the game-winner.

KJ Hamler (PSU, WR)

Hamler was Penn State’s leading receiver, catching five passes for 66 yards and a touchdown. It was his fifth touchdown grab in six career games, and he added 57 yards on kickoff returns to total 123 all-purpose yards for his fifth game with 100 or more all-purpose yards.

Garrett Taylor (PSU, S)

Taylor had an interception in the third quarter, a career-high five pass breakups and a forced fumble at the goal line that Michigan State retained in the second quarter.

KEYS AND DIFFERENCE MAKERS

Miles Sanders and the Penn State Running Game

Sanders totaled 162 yards on 17 carries, breaking free for a career-long 78-yard run in the first quarter to setup Penn State’s first touchdown and for a 48-yard touchdown run in the second quarter. McSorley added 37 yards on the ground and running back Ricky Slade added eight for a total of 205 yards. Penn State has rushed for 200 or more yards in its last nine consecutive games.

The Michigan State defense had only surrendered 169 rushing yards total in all five of its games combined this season prior to Sanders’ 162-yard performance against it, and his 78-yard run was more than Michigan State had allowed in any game this season.

SCORING SUMMARY

	1	2	3	4	OT	F
MSU	0	7	7	7	-	21
PSU	7	7	0	3	-	17

1st	5:03	PSU	4-94/1:32/0-7
			KJ Hamler 5 yd pass from McSorley (Pinegar kick)
2nd	13:25	MSU	11-81/4:03/7-7
			La'Darius Jefferson 1 yd run (Coghlin kick)
	4:33	PSU	5-64, 2:18, 7-14
			Miles Sanders 48 yd run (Pinegar kick)
3rd	6:10	MSU	5-64, 2:16, 14-14
			Felton Davis III 20 yd pass from Lewerke (Coghlin kick)
4th	9:21	PSU	11-55/5:15/14-17
			Jake Pinegar 20 yd field goal
	0:19	MSU	8-76/1:00/21-17
			Felton Davis III 25 yd pass from Lewerke (Coghlin kick)

TEAM STATS

	MSU	PSU
First Downs	25	14
Rushing Yards	123	205
Passing Yards	295	192
Passing (C-A-Int)	25-53-1	19-32-0
Total Offense	418	397
Plays	89	64
Fumbles (#-Lost)	4-0	1-1
Penalties (#-Yards)	3-20	6-41
Possession Time	34:12	25:48
3rd-Down Conv.	5-19	3-14
Red Zone	2-2	2-3
Touchdowns	2	1
Field goals	0	1

OTHER

Time of Game	3:40
Penn State	4-2, 1-2 BIG
Michigan State	4-2, 2-1 BIG

INDIVIDUAL STATISTICS

RUSHING

Michigan State-Jefferson, La'Darius 15-60; Heyward, Connor 8-44; Lewerke, Brian 12-20; Bridges, Weston 1-minus 1.
Penn State-Sanders, Miles 17-162; McSorley, Trace 13-37; Slade, Ricky 1-8; TEAM 1-minus 2.

PASSING

Michigan State-Lewerke, Brian 24-52-1-259; Heyward, Connor 1-1-0-36.
Penn State-McSorley, Trace 19-32-0-192.

RECEIVING

Michigan State-Davis III, Felton 8-100; Nelson, Laress 5-60; Heyward, Connor 4-20; Chambers, Cam 3-55; Dotson, Matt 2-23; Sokol, Matt 1-25; Jefferson, La'Darius 1-7; Sowards, Brandon 1-5.
Penn State-Hamler, KJ 5-66; Freiermuth, Pat 3-32; Hippenhammer, Mac 3-27; Bowers, Nick 3-18; Polk, Brandon 2-23; Johnson, Juwan 2-19; Sullivan-Brown, Cam 1-7.

TOP TACKLERS (T-UA-A)

Michigan State-Willis, Khari 9-7-2; Dowell, Andrew 7-4-3; Layne, Justin 7-4-3; Thompson, Tyriq 5-2-3; Williams, Raequan 5-2-3; Bachie, Joe 4-4-0; Dowell, David 4-4-0.
Penn State-Taylor, Garrett 6-5-1; Farmer, Koa 6-4-2; Scott, Nick 5-4-1; Johnson, Jan 5-2-3; Parsons, Micah 5-1-4; Oruwariye, Amani 4-4-0; Wade, Lamont 4-3-1; Johnson, Donovan 4-3-1; Gross-Matos, Yetur 4-2-2; Reid, John 4-2-2; Brown, Cam 4-2-2.

GAME 7

PENN STATE 33



vs.



28 INDIANA

MEMORIAL STADIUM
ABC

OCT. 20, 2018
ATTN: 41,553



GAME RECAP

BLOOMINGTON, Ind. - Senior quarterback Trace McSorley rushed for 107 yards and two touchdowns and was aided by big plays on defense and special teams, as No. 18/16 Penn State defeated Indiana, 33-28, in Big Ten football action Saturday afternoon in Memorial Stadium.

McSorley's 34-game streak with a passing touchdown came to an end but his 327 yards of total offense and two scores led the Penn State (5-2, 2-2 Big Ten) offense. Running back Miles Sanders added 126 all-purpose yards, catching a team-best six passes for 54 yards and rushing 15 times for 72 yards and a touchdown.

Turnovers and special teams were a factor as Penn State generated 10 points off of two fumble recoveries, while a pair of big kickoff returns by KJ Hamler (58 yards) and Johnathan Thomas (94 yards) setup quick Penn State touchdown drives.

Indiana (4-4, 1-4 Big Ten) was able to generate 554 yards of total offense, running 100 plays, but the Nittany Lion defense came up with a pair of stops in its own territory inside of two minutes at the end of the first half and another stop after Indiana recovered an onside kick with 49 seconds remaining.

Indiana was able to take leads twice in the game, once in the first quarter and once in the third, but McSorley's two rushing scores, with one late in the third quarter and another early in the fourth, clinched the game for the Nittany Lions.

Turnovers

Penn State generated 10 points off of three second-half takeaways. Defensive tackle PJ Mustipher forced a fumble on the edge of the red zone on Indiana's first drive of the third quarter, and safety Garrett Taylor recovered it, leading to a Penn State field goal drive. In the fourth quarter, Jonathan Sutherland forced a fumble on a punt, and Nick Scott recovered it at the Indiana 32, setting up Penn State's final touchdown drive.

Scott then came up with an interception with 4:35 remaining in the game, ending a crucial Indiana drive.

Indiana was unable to take advantage of a McSorley interception in the second quarter and was unable to recover any of Penn State's three muffed kicks. The Hoosiers did get one last chance to try and take the game after recovering an onside kick. That gave Indiana one last offensive possession with 49 seconds remaining.

Penn State Kick Returns

KJ Hamler opened the game with a 58-yard kickoff return, leading to a short Penn State touchdown drive, and Johnathan Thomas answered an Indiana go-ahead touchdown late in the third quarter with a 94-yard kickoff return, which setup a one-play touchdown drive to put Penn State ahead for good, 26-21.

Miles Sanders (PSU, RB)

Sanders was Penn State's leading receiver, setting career highs with six receptions for 54 yards. He also rushed 15 times for 72 yards and a touchdown.

Juwan Johnson (PSU, WR)

Johnson surpassed 1,000 yards receiving for his career and hauled in a career-long 59-yard catch, leading to a field goal.

Indiana Offense

Quarterbacks Peyton Ramsey and Michael Penix Jr. combined to complete 35-of-55 passes for 330 yards, a touchdown and an interception, while Stevie Scott led a rushing attack that totaled 224 yards with 138 yards and two touchdowns on 26 carries.

Penn State Defense

The Nittany Lions faced 100 plays, but came up big in the final two minutes of the second and fourth quarters preventing Indiana from taking the lead despite getting two possessions each in two-minute situations. Yetur Gross-Matos led the unit with a career-high 10 tackles and two sacks, while Shaka Toney added a career-high four sacks, tying the Penn State single-game record.

SCORING SUMMARY

	1	2	3	4	OT	F
PSU	7	10	9	7	-	33
IU	14	0	7	7	-	28

1st	13:00	PSU	5-36/2:00/7-0
		Miles Sanders 1 yd run (Pinegar kick)	
	10:18	IND	8-75/2:42/7-7
		Stevie Scott 5 yd run (Justus kick)	
	1:06	IND	4-42/1:03/7-14
		Ronnie Walker 30 yd run (Justus kick)	
2nd	10:08	PSU	6-83/2:20/14-14
		Pat Freiermuth 23 yd pass from Stevens (Pinegar kick)	
	6:27	PSU	7-65/2:33/17-14
		Jake Pinegar 27 yd field goal	
3rd	7:16	PSU	13-63/5:04/20-14
		Jake Pinegar 32 yd field goal	
	4:01	IND	9-81/3:15/20-21
		Stevie Scott 3 yd run (Justus kick)	
	3:41	PSU	1-5/0:20/26-21
		Trace McSorley 5 yd run (Pinegar kick blocked)	
4th	10:25	PSU	5-32/1:27/33-21
		Trace McSorley 4 yd run (Pinegar kick)	
	0:49	IND	15-85/3:17/33-28
		J-Shun Harris II 21 yd pass from Ramsey (Justus kick)	

TEAM STATS

	PSU	IND
First Downs	20	32
Rushing Yards	174	224
Passing Yards	243	330
Passing (C-A-Int)	20-37-1	35-55-1
Total Offense	417	554
Plays	73	100
Fumbles (#-Lost)	3-0	3-2
Penalties (#-Yards)	3-40	7-55
Possession Time	26:02	33:58
3rd-Down Conv.	5-15	9-21
Red Zone	5-5	3-4
Touchdowns	3	3
Field goals	2	0

OTHER

Time of Game	3:47
Penn State	5-2, 2-2 BIG
Indiana	4-4, 1-4 BIG

KEYS AND DIFFERENCE MAKERS

Trace McSorley (PSU, QB)

McSorley completed 19-of-36 passes for 220 yards, adding to his school record with his 26th career 200-yard passing game, and also rushed for 107 yards and two touchdowns. His rushing yardage total ranks as the second most of his career and the 10th most by a Penn State quarterback all-time, and gives him a career-best 554 rushing yards this season, which ranks as the second-most by a Penn State quarterback all time (Michael Robinson, 806 yds; 2005). McSorley also became the 11th player in Big Ten history to surpass 10,000 career yards of total offense in Big Ten history, as he now has 10,283 career total yards.

McSorley was held without a touchdown pass, ending an FBS-leading 34-game streak. It ranks as the fifth-longest in Autonomy Five history.

Penn State was not without a touchdown pass though, as quarterback Tommy Stevens threw a 23-yard touchdown pass to tight end Pat Freiermuth out of the "Lion" package.

INDIVIDUAL STATISTICS

RUSHING

Penn State-McSorley, Trace 19-107; Sanders, Miles 15-72; Brown, Journey 1-5; Gillikin, Blake 1-minus 10.
Indiana-Scott, Stevie 26-138; Walker, Ronnie 4-38; Philyor, Whop 1-26; Penix, Michael 2-24; Harris, J-Shun 1-3; Ramsey, Peyton 11-minus 5.

PASSING

Penn State-McSorley, Trace 19-36-1-220; Stevens, Tommy 1-1-0-23.
Indiana-Ramsey, Peyton 26-36-1-236; Penix, Michael 9-19-0-94.

RECEIVING

Penn State-Sanders, Miles 6-54; Hamler, KJ 4-27; Johnson, Juwan 2-72; Sullivan-Brown, Cam 2-33; Freiermuth, Pat 2-32; Stevens, Tommy 2-2; Thompkins, DeAndre 1-13; Dotson, Jahan 1-10.
Indiana-Timian, Luke 6-58; Hale, Donavan 4-52; Harris, J-Shun 4-44; Taylor, Reese 4-27; Philyor, Whop 4-27; Brookins, Ricky 4-15; Westbrook, Nick 3-33; Majette, Mike 2-10; Fryfogle, Ty 1-25; Scott, Stevie 1-19; Hendershot, Peyton 1-13; Dorris, Austin 1-7.

TOP TACKLERS (T-UA-A)

Penn State-Gross-Matos, Yetur 10-6-4; Oruwariye, Amani 9-6-3; Parsons, Micah 8-7-1; Reid, John 8-6-2; Brown, Cam 8-6-2; Sutherland, Jonathan 6-1; Scott, Nick 7-5-2; Farmer, Koa 7-4-3; Indiana-Ball, Marcelino 10-7-3; Crawford, Jonathan 7-5-2; Willis, Dameon 5-4-1; Bryant, Khalil 5-3-2; Layne, Raheem 4-4-0; Sykes, Nile 4-4-0; Fitzgerald, B. 4-3-1.

GAME 8

IOWA **24**



vs.



30 PENN STATE

BEAVER STADIUM
ESPN

OCT. 27, 2018
ATTN: 105,244



GAME RECAP

UNIVERSITY PARK, Pa. – A gutsy effort by senior quarterback Trace McSorley, big stops on defense and three 40-plus yard field goals by true freshman kicker and Iowa native Jake Pinegar led No. 17/16 Penn State past No. 18 Iowa, 30-24.

Iowa threatened late, but the Penn State defense came up with two big stops in the final minutes to preserve Penn State's lead. Senior safety Nick Scott halted a drive at the Nittany Lion 2-yard line with his second interception in as many weeks with 3:18 remaining, and then time ran out on the Hawkeyes after it regained the ball at its own 23 with 1:23 remaining.

Penn State's defense shutout Iowa's offense in the second half, as the Hawkeyes' only second-half points came on a pick-six by Geno Stone with 10:00 remaining in the fourth quarter. The only other touchdown for Iowa came on a fake field goal play in the first quarter.

McSorley, who missed three offensive drives in the second quarter due to an apparent injury, scored his first touchdown of the game with a 51-yard run less than three minutes into the third quarter to give Penn State its first lead over the Hawkeyes, 24-17.

Pinegar added two field goals in the second half, including a career-long 49-yarder, to give the Nittany Lions a 27-17 advantage with 4:10 left in the third quarter. His 44-yard field goal at the 8:24 mark in the fourth quarter gave him three field goals of 40 or more yards, marking the first time this feat was accomplished by a Nittany Lion since Sam Ficken vs. Maryland in 2013.

KJ Hamler set a career long with a 67-yard kickoff return to set up the Nittany Lions' final scoring drive and Pinegar's field goal. He finished with 188 all-purpose yards, as he also led the team with five receptions for 96 yards. Quarterback Tommy Stevens stepped in for an injured McSorley in the first half and scored on a 3-yard run to tie the game at 14-14 with 6:45 left in the second half.

McSorley (63 yds.), running back Miles Sanders (62 yds.) and Stevens (18 yds.) combined for 143 yards rushing against Iowa's defense, which entered the game second in FBS with an average of just 79.8 yards per game allowed.

Penn State outscored Iowa 13-7 in the second half after the teams went into the locker room tied at 17 after a wild first half that included Iowa tallying two safeties.

KEYS AND DIFFERENCE MAKERS

Trace McSorley and Tommy Stevens (PSU, QBs)

Despite missing three offensive possessions in the first half due to injury, McSorley completed 11-of-25 passes for 167 yards and a touchdown with one interception, and was Penn State's leading rusher with 63 yards on and a touchdown on 12 carries. McSorley had a career-long touchdown run of 51 yards to start the second half to give Penn State its first lead.

In McSorley's absence, Stevens filled in without missing a beat, completing 2-of-4 passes for 27 yards and rushing for 18 yards on five carries with a touchdown in the second quarter that tied the game for the first time.

Interceptions

All three interceptions in the game had a huge impact.

In the second quarter, with Penn State trailing by a touchdown, cornerback John Reid intercepted Iowa's Stanley at midfield and returned it 44 yards to the Iowa 3-yard line, setting up Stevens' rushing score.

Iowa got back in the game with a fourth-quarter interception, as Stone intercepted McSorley for a 24-yard pick-six with 10 minutes remaining in the game, which pulled the Hawkeyes within three.

Iowa was threatening to retake the lead trailing by six points at Penn State's 3-yard line with less than 3:30 remaining, but Scott picked off a short lob at the 2 and returned it to the 9 to allow Penn State to run some clock and gain the upper-hand in the field possession battle.

KJ Hamler (PSU, WR/KR)

Hamler tallied a game-high 188 all-purpose yards, catching five receptions for 96 yards, and totaling 82 yards on kick returns and 10 on punt returns. His career-long 67-yard kick return in the fourth quarter answered an Iowa pick-six, allowing Penn State to build its lead back to six points by setting up a Pinegar field goal. Hamler also had a 39-yard reception to key a drive late in the third quarter, but Iowa recovered a Penn State fumble at its own 10 for a rare red zone stop.

Yetur Gross-Matos (PSU, DE)

Gross-Matos led the Nittany Lion defense with nine tackles, two sacks and a career-high 4.0 tackles for loss.

Penn State Pass Defense

Despite 50 pass attempts by Iowa, Penn State only yielded 19 completions for 215 yards, becoming the sixth team since 2000 to hold a team to 19 or fewer completions after facing 50 or more attempts. The lone Iowa passing touchdown came on a fake field goal and Reid and Scott hauled in two interceptions. Reid had a game- and career-high three pass breakups, leading Penn State to seven for the game. Iowa's Nate Stanley was also pressured seven times and sacked three times. Penn State's 38.0 percent completion percentage allowed was its best since allowing Rutgers to complete just 35.0 percent of its passes (7-of-20) in November of last season.

SCORING SUMMARY

	1	2	3	4	OT	F
IOWA	12	5	0	7	-	24
PSU	7	10	10	3	-	30

1st	14:08	IOWA	0-2
		Team Safety	
	10:09	IOWA	8-47/3:51/0-5
		Miguel Recinos 27 yd field goal	
	5:22	IOWA	9-42/2:46/0-12
		Sam Brincks 10 yd pass from Rastetter (Recinos kick)	
	0:27	PSU	10-85/4:51/7-12
		Pat Freiermuth 18 yd pass from McSorley (Pinegar kick)	
2nd	13:39	IOWA	7-14
		Team Safety	
	6:45	PSU	1-3/0:04/14-14
		Tommy Stevens 3 yd run (Pinegar kick)	
	4:32	IOWA	5-15/2:04/14-17
		Miguel Recinos 49 yd field goal	
	0:03	PSU	4-31/0:34/17-17
		Jake Pinegar 45 yd field goal	
3rd	12:10	PSU	4-77/1:14/24-17
		Trace McSorley 51 yd run (Pinegar kick)	
	4:10	PSU	6-24/1:45/27-17
		Jake Pinegar 49 yd field goal	
4th	10:00	IOWA	27-24
		Geno Stone 24 yd interception return (Recinos kick)	
	8:24	PSU	4-5/1:25/30-24
		Jake Pinegar 44 yd field goal	

TEAM STATS

	IOWA	PSU
First Downs	23	16
Rushing Yards	135	118
Passing Yards	215	194
Passing (C-A-Int)	19-50-2	13-29-1
Total Offense	350	312
Plays	88	64
Fumbles (#-Lost)	3-0	1-1
Penalties (#-Yards)	6-25	6-47
Possession Time	35:18	24:42
3rd-Down Conv.	7-20	4-14
Red Zone	2-3	2-3
Touchdowns	2	3
Field goals	2	3

OTHER

Time of Game	3:42
Iowa	6-2, 3-2 BIG
Penn State	6-2, 3-2 BIG

INDIVIDUAL STATISTICS

RUSHING

Penn State-McSorley, Trace 12-63; Sanders, Miles 17-62; Tommy Stevens 5-18.

Iowa-Sargent, Mekhi 16-91; Young, Toren 7-18; Wirfs, Tristan 1-15; Kelly-Martin, Ivory 5-14; Smith-Marsette, Ihmir 2-9; Mansell, Peyton 1-0; Stanley, Nate 4-minus 7

PASSING

Penn State-McSorley, Trace 11-25-1-167; Stevens, Tommy 2-4-0-27.

Iowa-Stanley, Nate 18-49-0-205; Rastetter, Colten 1-1-1-10.

RECEIVING

Penn State-Hamler, KJ 5-96; Thompson, DeAndre 5-59; Dotson, Jehan 2-21; Freiermuth, Pat 1-18.

Iowa-Hockenson, T.J. 3-63; Fant, Noah 5-56; Smith, Brandon 4-42; Easley, Nick 4-25; Sargent, Mekhi 1-15; Brincks, Sam 1-10; Smith-Marsette, Ihmir 1-4.

TOP TACKLERS (T-U-A)

Penn State-Gross-Matos, Yetur 9-7-2; Parsons, Micah 7-3-4; Brown, Cam 6-5-1; Oruwariye, Amani 6-3-3; Taylor, Garrett 6-3-3; Farmer, Koa 5-2-3; Scott, Nick 5-1-4.

Iowa-Hooker, Amani 6-6-0; Nelson, Matt 6-2-4; Nelson, Anthony 5-4-1; Moss, Riley 5-4-1; Gervase, Jake 5-2-3.

GAME 9

PENN STATE 7



vs.



42 MICHIGAN

MICHIGAN STADIUM
ESPN

NOV. 3, 2018
ATTN: 111,747



GAME RECAP

ANN ARBOR, Mich. – Quarterback Trace McSorley surpassed 9,000 career passing yards for No. 14 Penn State, but No. 5 Michigan used a big second half en route to a 42-7 victory in Michigan Stadium.

Michigan led Penn State 14-0 at halftime, but scored four touchdowns over the final 16 minutes with the help of a pair of interceptions to put the game out of reach.

Quarterback Tommy Stevens scored Penn State's lone touchdown on an 8-yard run in the fourth quarter, and he was Penn State's leading rusher with 52 yards on 10 carries. Stevens also completed 3-of-4 pass attempts for 35 yards with one interception. Tight end Pat Freiermuth was the Nittany Lions' top receiver, making three catches for a career-high 51 yards. McSorley was limited to 83 yards passing on five completions.

Michigan's defense limited Penn State to 186 yards of total offense and had three takeaways, with all three leading to touchdowns. Defensive lineman Chase Winovich tallied a sack and fumble recovery, cornerback Brandon Watson returned an interception for a touchdown late in the third quarter and cornerback David Long returned an interception to the Penn State 12 in the fourth quarter.

Michigan quarterback Shea Patterson completed 11-of-17 pass attempts for 144 yards and two touchdowns, and also rushed for 42 yards and a touchdown, while running back Karan Higdon rushed for 132 yards and a touchdown on 20 carries.

Middle linebacker Jan Johnson led Penn State with 10 tackles, including seven solo stops, a tackle for loss and a pass breakup on a fourth down in the first half.

Karan Higdon (MICH, RB)

Higdon rushed for 132 yards and a touchdown on 20 carries. He had a 50-yard run on Michigan's first possession to key a touchdown drive, and his touchdown came in the fourth quarter to make it a 35-0 game.

Penn State Defense

Johnson led the unit with 10 tackles and defensive end Yetur Gross-Matos registered a sack for a fourth consecutive game. The unit faced a tough task with Michigan enjoying an average drive start at its own 41.

Step-by-Step

Michigan took a 7-0 lead after its first possession, driving 76 yards on eight running plays. Higdon moved the Wolverines into the red zone with a 50-yard rush, and Patterson finished the drive with a 1-yard touchdown run.

Michigan threatened on its next offensive drive, but Penn State's Johnson broke up a fourth-and-2 passing attempt for turnover on downs at the Penn State 40.

The Nittany Lions were forced to punt on a third-straight drive, but Blake Gillikin pinned the Wolverines on their own 5. However, a 47-yard completion from Patterson to Nico Collins moved Michigan to the Penn State 37. The Lions yielded just 6 more yards though to force a 50-yard field goal attempt.

Nick Scott blocked the field goal attempt and Garrett Taylor recovered it and returned it for a touchdown, however a penalty negated the return and Penn State took over on offense at its own 35 with 12:10 remaining in the second quarter. The Nittany Lions moved to midfield on a pass interference penalty on their first play of the drive, but McSorley fumbled when trying to pull the ball back from running back Miles Sanders on the next play, and Winovich recovered it.

Michigan took advantage, as Patterson capped a 10-play, 48-yard drive with a 23-yard touchdown pass to Peoples-Jones.

Michigan extended its lead to 21-0 after a 13-play, 90-yard touchdown drive in the third quarter. The drive consumed 7:05 off the clock before Patterson tossed it to Zach Gentry for a 7-yard touchdown reception with 56 seconds remaining in the stanza.

Stevens took over for McSorley on the ensuing Penn State possession and immediately picked up a first down with an 18-yard rush. However, on the next play, he was intercepted by Watson at the Michigan 38, and he returned it 62 yards for a touchdown and a 28-0 Michigan lead.

In the fourth quarter, Higdon added a rushing score, and a Long interception off of McSorley setup Evans' rushing touchdown. Stevens led an 11-play, 75-yard touchdown drive for the final margin, capping it himself with an 8-yard run.

SCORING SUMMARY

	1	2	3	4	OT	F
PSU	0	0	0	7	-	7
MICH	7	7	14	14	-	42

1st	8:12	MICH	Shea Patterson 1 yd run (Nordin kick)	8-76/4:00/0-7
2nd	6:52	MICH	Donovan Peoples-Jones 23 yd pass from Patterson (Nordin kick)	10-48/5:06/0-14
3rd	0:56	MICH	Zach Gentry 7 yd pass from Patterson (Nordin kick)	13-90/7:05/0-21
	0:09	MICH	Brandon Watson 62 yd interception return (Nordin kick)	0-28
4th	9:49	MICH	Karan Higdon 4 yd run (Nordin kick)	6-53/3:28/0-35
	7:44	MICH	Chris Evans 1 yd run (Nordin kick)	4-12/1:52/0-42
	1:59	PSU	Tommy Stevens 8 yd run (Pinegar kick)	11-75/5:45/7-42

KEYS AND DIFFERENCE MAKERS

Michigan Defense

Michigan limited Penn State to 186 yards of offense and just one touchdown, and points off turnovers accounted for half of the Wolverines scoring. Winovich's fumble recovery in the second quarter led to Michigan's second touchdown of the game, and Watson and Long's interceptions put the game out of reach. Watson's pick-six came in the final minute of the third quarter, two plays after a Michigan touchdown had made it 21-0. In the fourth quarter, running back Chris Evans scored four plays after Michigan started at the Penn State 12 following Long's pick.

Shea Patterson (MICH, QB)

Patterson was responsible for three touchdowns, completing 11-of-17 passes for 144 yards and touchdown passes to wide receiver Donovan Peoples-Jones and tight end Zach Gentry, while also rushing 11 times for 42 yards and a touchdown.

TEAM STATS

	PSU	MICH
First Downs	11	20
Rushing Yards	68	259
Passing Yards	118	144
Passing (C-A-Int)	8-17-2	11-17-0
Total Offense	186	403
Plays	47	69
Fumbles (#-Lost)	1-1	0-0
Penalties (#-Yards)	4-35	9-80
Possession Time	22:04	37:56
3rd-Down Conv.	2-11	8-14
Red Zone	1-1	4-4
Touchdowns	1	4
Field goals	0	0

OTHER

Time of Game	3:17
Penn State	6-3, 3-3 BIG
Michigan	8-1, 6-0 BIG

INDIVIDUAL STATISTICS

RUSHING

Penn State-Stevens, Tommy 10-52; Sanders, Miles 7-14; Brown, Journey 1-8; McSorley, Trace 12-minus 6.
Michigan-Higdon, Karan 20-132; Evans, Chris 12-57; Patterson, Shea 11-42; McCaffrey, Dylan 2-14; Mason, Ben 4-10; Wilson, Tru 2-6; TEAM 1-minus 2.

PASSING


Penn State-McSorley, Trace 5-13-1-83; Stevens, Tommy 3-4-1-35.
Michigan-Patterson, Shea 11-17-0-144.

RECEIVING

Penn State-Freiermuth, Pat 3-51; Dotson, Jahan 2-29; Hamler, KJ 1-20; Sanders, Miles 1-9; Brown, Journey 1-9.
Michigan-Peoples-Jones, Donovan 3-38; Evans, Chris 3-30; Collins, Nico 2-53; Gentry, Zach 2-18; Higdon, Karan 1-5.

TOP TACKLERS (T-UA-A)

Penn State-Johnson, Jan 10-7-3; Parsons, Micah 8-4-4; Taylor, Garrett 7-5-2; Brown, Cam 6-5-1; Scott, Nick 5-4-1; Farmer, Koa 4-4-0; Gross-Matos, Yetur 4-3-1; Miller, Shareef 4-2-2.
Michigan-Bush, Devin 7-4-3; Kinnel, Tyree 5-4-1; Hudson, Khaleke 4-4-0; Uche, Josh 3-3-0; Kemp, Carlo 3-1-2; Mason, Ben 2-2-0; Paye, Kwity 2-2-0; Thomas, Ambry 2-2-0; Gil, Devin 2-1-1; Gary, Rashan 2-1-1; Ross, Josh 2-1-1; Winovich, Chase 2-1-1; Metellus, Josh 2-1-1; Dwumfour, Michael 2-0-2.



MARK ALLEN 8
 Running Back | 5-6 | 190
 Graduate/Senior
 Hyattsville, Md./DeMatha
 Major: Journalism (2nd degree)

» 2018

Season: Appeared in three games...One of 10 Penn Staters to enter 2018 having already earned a degree...Graduated with his degree in criminology in August 2017...Will miss the rest of the season with an injury.

Appalachian State (9/1): Had six carries for 25 yards...Set a career high with three catches for 18 yards. **at Pittsburgh (9/8):** Ran for 12 yards on seven carries, including a 4-yard touchdown and a 10-yard rush...Hauled in a 7-yard reception. **Kent State (9/15):** Established career highs for carries (11) and rushing yards (62)...Scored on a 7-yard run in the third quarter.

» 2018 GAME-BY-GAME

Rushing (Carries-Yards-TD)

APPALACHIAN STATE 6-25-0; at Pittsburgh 7-12-1; KENT STATE 11-62-1; at Illinois INJ; OHIO STATE INJ; MICHIGAN STATE INJ; at Indiana INJ; IOWA INJ; at Michigan INJ.

Receiving (Receptions-Yards-TD)

APPALACHIAN STATE 3-18-0; at Pittsburgh 1-7-0; KENT STATE 0-0-0; at Illinois INJ; OHIO STATE INJ; MICHIGAN STATE INJ; at Indiana INJ; IOWA INJ; at Michigan INJ.


» ALLEN'S CAREER STATISTICS & GAME HIGHS

	Att.-Yds.	Avg.	TD	LG	Rec.-Yds.	Avg.	TD	LG
2015	27-98	3.6	1	28	4-44	11.0	1	16
2016	29-115	4.0	1	17	4-24	6.0	1	27
2017	9-38	4.2	-	8	-	-	-	-
2018	24-99	4.1	2	19	4-25	6.3	-	9
CAREER	89-351	3.9	4	28	15-111	7.4	2	27

Rushing Attempts 11; Kent State, 9/15/18
Rushing Yards 62; Kent State, 9/15/18
Rushing Touchdowns 1; Four Times: Last Kent State, 9/15/18
Longest Rush 28 yards; Indiana, 10/10/15

Receptions 3; Appalachian State, 9/1/18
Receiving Yards 29; San Diego State, 9/26/15
Receiving Touchdowns 1; Twice: Last at Rutgers, 11/19/16
Longest Reception 27 yards; at Rutgers, 11/19/16

NOTE: Has six career punt returns for 43 yards (7.2 ypr).



DAMION BARBER 90
 Defensive Line | 6-3 | 283
 Sophomore/Freshman
 Harrisburg, Pa./Harrisburg
 Major: Division of Undergraduate Studies

» 2018

Season: Appeared in two games...One of 34 players to make their Penn State debut this season.

Kent State (9/15): Made his collegiate debut...Saw time on defense. **at Illinois (9/21):** Saw playing time on defense.




RYAN BATES 52
 Offensive Line | 6-4 | 301
 Senior/Junior
 Warrington, Pa./Archbishop Wood
 Major: Labor & Employment Relations

» 2018

Awards: Selected to Pro Football Focus National and Big Ten Teams of the Week following the Pittsburgh (9/8) game...Among the candidates on the preseason watch list for the Outland Trophy, given to the top interior lineman.

Season: Made nine starts at left tackle.

Appalachian State (9/1): Helped the Nittany Lion offense to 434 yards, including 204 on the ground...Cleared the way for five rushing touchdowns, including two by Trace McSorley and two by Miles Sanders... Helped McSorley to collect his 17th game with a passing and a rushing touchdown...Sanders had 91 yards, while Ricky Slade scored his first career touchdown, a 27-yard run. **at Pittsburgh (9/8):** Part of an offensive line that aided the Nittany Lions to 390 total yards...Led the way for 211 yards on the ground and three rushing touchdowns...Protected McSorley as he earned his 18th game with a passing and a rushing touchdown...Helped Miles Sanders collect his first career 100-yard game. **Kent State (9/15):** Led the way as the Nittany Lions totaled 643 yards, PSU's most in a game since 1995...Helped Trace McSorley find the end zone three times on the ground and connect on two passing touchdowns...Aided the Nittany Lions to six rushing touchdowns and three through the air. **at Illinois (9/21):** Paved the way as the Nittany Lions gained 591 yards, including 387 on the ground, PSU's third-highest total in a Big Ten game in program history... Helped Miles Sanders to become the sixth Nittany Lion to rush for 200 yards and three touchdowns in a game...Aided Sanders, Ricky Slade (94 yards) and Trace McSorley (92) to career highs on the ground...Helped McSorley record his ninth game with three or more touchdown passes. **Ohio State (9/29):** Helped the Nittany Lions to 492 total yards, including 206 on the ground and 286 in the air...Led the way as Trace McSorley set a program record with 461 yards of total offense...Paved the way for McSorley to rush for a career-high 175 yards and KJ Hamler to earn his first 100-yard receiving game. **Michigan State (10/13):** Helped the Penn State offense to 397 total yards, including 205 on the ground against the nation's No. 1 rush defense...Led the way for Miles Sanders' third 100-yard game of the season...Helped Sanders to runs of 48 and 78 yards...Aided Trace McSorley to post his 34th-straight game with a passing touchdown. **at Indiana (10/20):** Helped the Nittany Lions to post 417 total yards, including 243 through the air...Led the way as Trace McSorley recorded his second career 100-yard rushing game with two rushing touchdowns... Paved the way for Miles Sanders' 126 all-purpose yards, including 72 yards and a touchdown on the ground...Helped McSorley to post his 26th career 200-yard passing game. **Iowa (10/27):** Led the way as Penn State gained 312 total yards, including 118 rushing...Helped Trace McSorley to post his 20th career game with a passing and a rushing touchdown, including a 51-yard touchdown run in the third quarter, only the second run of 20 or more yards allowed by Iowa this season. **at Michigan (11/3):** Helped Tommy Stevens to rush for an 8-yard touchdown...Blocked for Trace McSorley as he reached the 9,000 career passing yards mark.



NICK BOWERS 83
 Tight End | 6-4 | 260
 Senior/Junior
 Kittanning, Pa./Kittanning Senior
 Major: Labor & Employment Relations

» 2018

Season: Made five appearances this season.

at Illinois (9/21): Saw playing time on offense. **Ohio State (9/29):** Saw action on offense. **Michigan State (10/13):** Set career highs with three catches for 18 yards. **at Indiana (10/20):** Saw playing time on offense. **Iowa (10/27):** Earned playing time on offense. **at Michigan (11/3):** Saw action on offense and special teams.

» 2018 GAME-BY-GAME

Receiving (Receptions-Yards-TD)

APPALACHIAN STATE DNP; at Pittsburgh DNP; KENT STATE DNP; at Illinois 0-0-0; OHIO STATE 0-0-0; MICHIGAN STATE 3-18-0; at Indiana 0-0-0; IOWA 0-0-0; at Michigan 0-0-0.

» BOWERS' CAREER STATISTICS & GAME HIGHS

	Att.-Yds.	Avg.	TD	LG	Rec.-Yds.	Avg.	TD	LG
2016	-	-	-	-	Did not see any game action.	-	-	-
2017	-	-	-	-	1-15	15.0	1	15
2018	-	-	-	-	3-18	6.0	-	9
CAREER	-	-	-	-	4-33	8.2	1	15

Receptions 3; Michigan State, 10/13/18
Receiving Yards 18; Michigan State, 10/13/18
Receiving Touchdowns 1; Nebraska, 11/18/17
Longest Reception 15 yards; Nebraska, 11/18/17



ELLIS BROOKS 13
 Linebacker | 6-1 | 237
 Sophomore/Freshman
 Mechanicsville, Va./Benedictine College Prep
 Major: Division of Undergraduate Studies

» 2018

Awards: Selected to Pro Football Focus National and Big Ten Teams of the Week following the Pittsburgh (9/8) game...Named to Pro Football Focus Big Ten Team of the Week following the Illinois (9/21) game.

Season: Appeared in nine games...One of 34 players to make their Penn State debut this season.

Appalachian State (9/1): Made his collegiate debut seeing time on defense and special teams...Assisted on a tackle. **at Pittsburgh (9/8):** Recorded two solo tackles. **Kent State (9/15):** Made two stops, including one solo. **at Illinois (9/21):** Set a career high with six tackles...Recorded his first career interception, returning it 28 yards...Assisted on a sack, his first career half-tackle for loss. **Michigan State (10/13):** Assisted on a tackle. **at Indiana (10/20):** Registered one tackle. **Iowa (10/27):** Made three solo stops, including a career-best full tackle for loss. **at Michigan (11/3):** Recorded three tackles, including two solo.

» 2018 GAME-BY-GAME

Tackles (Solo-Assisted-Total)

APPALACHIAN STATE 0-1-1; at Pittsburgh 2-0-2; KENT STATE 1-1-2; at Illinois 5-1-6; OHIO STATE 0-0-0; MICHIGAN STATE 0-1-1; at Indiana 0-1-1; IOWA 3-0-3; at Michigan 2-1-3.

» BROOKS' CAREER STATISTICS & GAME HIGHS

	UA-A	TK	FF	FR	I	PBU	SACK	TFL
2018	13-6	19	-	-	1	-	0.5-2	1.5-3
CAREER	13-6	19	-	-	1	-	0.5-2	1.5-3

Tackles 6; at Illinois, 9/21/18
Tackles for Loss 1.0; Iowa, 10/27/18
Sacks 0.5; at Illinois, 9/21/18
Interceptions 1; at Illinois, 9/21/18
Interception Return 28 yards; at Illinois, 9/21/18



CAM BROWN 6
Linebacker | 6-5 | 226
Junior/Junior
Burtonsville, Md./The Bullis School
Major: Kinesiology

» 2018
Season: Made nine starts.

Appalachian State (9/1): Recorded four tackles, including two solo...Set a career high with his first full sack. **at Pittsburgh (9/8):** Made four stops, including a tackle for loss...Added a QB hurry. **Kent State (9/15):** Had a team-high seven tackles, including a career-high two tackles for loss. **at Illinois (9/21):** Made three stops...Forced a fumble for the first time in his career...Broke up a pass. **Ohio State (9/29):** Collected six tackles...Added a pass breakup and a QB hurry. **Michigan State (10/13):** Talled four tackles...Contributed a tackle for loss and a pass breakup. **at Indiana (10/20):** Collected eight tackles, including six solo...Added a pass breakup. **Iowa (10/27):** Posted six tackles, including five solo...Forced a fumble in the first quarter...Added a QB hurry. **at Michigan (11/3):** Collected six tackles, five solo, and broke up a pass.

» 2018 GAME-BY-GAME
Tackles (Solo-Assisted-Total)
APPALACHIAN STATE 2-2-4; at Pittsburgh 3-1-4; KENT STATE 3-4-7; at Illinois 2-1-3; OHIO STATE 3-3-6; MICHIGAN STATE 2-2-4; at Indiana 6-2-8; IOWA 5-1-6; at Michigan 5-1-6.

» C. BROWN'S CAREER STATISTICS & GAME HIGHS

	UA-A	TK	FF	FR	I	PBU	SACK	TFL
2016	14-19	33	-	-	-	-	0.5-1	1.5-2
2017	16-15	31	-	-	-	1	0.5-4	1.5-8
2018	31-17	48	2	-	-	5	1.0-4	5.0-15
CAREER	61-51	112	2	-	-	6	2.0-9	8.0-25

Tackles 10; at Michigan, 9/24/16
Sacks 1.0; Appalachian State, 9/1/18
Tackles for Loss 2.0; Kent State, 9/15/18
Forced Fumbles 1; Twice: Last Iowa, 10/27/18
Pass Breakups 1; Six Times: Last at Michigan, 11/3/18
Blocked Kicks 1 (punt); Ohio State, 10/27/16



JOURNEY BROWN 32
Running Back | 5-11 | 205
Sophomore/Freshman
Meadville, Pa./Meadville
Major: Division of Undergraduate Studies

» 2018
Season: Appeared in five games...One of 34 players to make their Penn State debut this season.

Kent State (9/15): Made his collegiate debut...Saw time on special teams. **at Illinois (9/21):** Gained 10 yards on two carries...Scored on a 6-yard rush. **at Indiana (10/20):** Had a 5-yard carry in the fourth quarter. **Iowa (10/27):** Saw playing time on offense. **at Michigan (11/3):** Had an 8-yard carry and caught a 9-yard pass.

» 2018 GAME-BY-GAME
Rushing (Carries-Yards-TD)
APPALACHIAN STATE DNP; at Pittsburgh DNP; KENT STATE 0-0-0; at Illinois 2-10-0; OHIO STATE DNP; MICHIGAN STATE DNP; at Indiana 1-5-0; IOWA 0-0-0; at Michigan 1-8-0.

Receiving (Receptions-Yards-TD)
APPALACHIAN STATE DNP; at Pittsburgh DNP; KENT STATE 0-0-0; at Illinois 0-0-0; OHIO STATE DNP; MICHIGAN STATE DNP; at Indiana 0-0-0; IOWA 0-0-0; at Michigan 1-9-0.

» J. BROWN'S CAREER STATISTICS & GAME HIGHS

	Att.-Yds.	Avg.	TD	LG	Rec.-Yds.	Avg.	TD	LG
2018	4-23	5.7	1	8	1-9	9	-	9
CAREER	4-23	5.7	1	8	1-9	9	-	9

Rushing Attempts 2; at Illinois, 9/21/18
Rushing Yards 10; at Illinois, 9/21/18
Rushing Touchdowns 1; at Illinois, 9/21/18
Longest Rush 8 yards; at Michigan, 11/3/18

Receptions 1; at Michigan, 11/3/18
Receiving Yards 9; at Michigan, 11/3/18
Longest Reception 9 yards; at Michigan, 11/3/18



JABARI BUTLER 20
Cornerback | 5-11 | 183
Senior/Junior
Potomac, Md./Bishop Gorman (Nev.)
Major: Telecommunications

» 2018
Season: Appeared in eight games...One of 34 players to make their Penn State debut this season.

Appalachian State (9/1): Made an appearance on special teams. **at Pittsburgh (9/8):** Saw time on defense and special teams...Made a tackle and forced his first career fumble. **Kent State (9/15):** Recorded one tackle on a kickoff. **at Illinois (9/21):** Made a solo stop and broke up a pass. **Ohio State (9/29):** Saw action on special teams. **Michigan State (10/13):** Assisted on a tackle on a punt return. **at Indiana (10/20):** Earned playing time on special teams. **Iowa (10/27):** Made a tackle on a kickoff return in the second quarter.

» 2018 GAME-BY-GAME
Tackles (Solo-Assisted-Total)
APPALACHIAN STATE 0-0-0; at Pittsburgh 1-0-1; KENT STATE 1-0-1; at Illinois 1-0-1; OHIO STATE 0-0-0; MICHIGAN STATE 0-1-1; at Indiana 0-0-0; IOWA 1-0-1; at Michigan DNP.

» BUTLER'S CAREER STATISTICS & GAME HIGHS

	UA-A	TK	FF	FR	I	PBU	SACK	TFL
2015*	33-7	40	-	1	6	9	-	-
2016*	9-5	14	-	1	-	1	-	-
2017	Redshirt Season (NCAA Transfer Rules)							
2018	4-1	5	1	-	-	1	-	-
PSU CAREER	4-1	5	1	-	-	1	-	-
CAREER	46-13	59	1	2	6	11	-	-

Tackles 6; vs. Sam Houston State, 10/17/15*
Forced Fumbles 1; at Pittsburgh, 9/8/18
Fumble Recoveries 2; vs. McNeese State, 10/31/15*
Long Fumble Return 21 yards; vs. Northwestern State, 11/7/15*
Interceptions 2; Twice: Last vs. McNeese State, 10/31/15*
Long Interception Return 49 yards; vs. Houston Baptist, 9/19/15*
Pass Breakups 3; at Incarnate Word, 10/25/15*
* - at Abilene Christian



TARIQ CASTRO-FIELDS 5
Cornerback | 6-0 | 189
Sophomore/Sophomore
Upper Marlboro, Md./Riverdale Baptist School
Major: Division of Undergraduate Studies

» 2018
Awards: Selected to the Pro Football Focus Big Ten Team of the Week following the Kent State (9/15) game.

Season: Appeared in nine games, making three starts...One of 15 Nittany Lions to make their first career start this year.


Appalachian State (9/1): Posted four stops and broke up two passes. **at Pittsburgh (9/8):** Earned his first career start...Recorded a career-high five tackles. **Kent State (9/15):** Made three stops...Tied a career best with a full tackle for loss...Added a pass breakup. **at Illinois (9/21):** Recorded one tackle...Broke up one pass. **Ohio State (9/29):** Recorded four tackles...Added a pass breakup. **Michigan State (10/13):** Posted two tackles and broke up a pass. **at Indiana (10/20):** Registered four tackles, including three solo...Made a solo tackle for loss. **Iowa (10/27):** Collected a solo tackle and a pass breakup.

» 2018 GAME-BY-GAME
Tackles (Solo-Assisted-Total)
APPALACHIAN STATE 2-2-4; at Pittsburgh 1-4-5; KENT STATE 3-0-3; at Illinois 1-0-1; OHIO STATE 2-2-4; MICHIGAN STATE 2-0-2; at Indiana 3-1-4; IOWA 1-0-1; at Michigan 0-0-0.

» CASTRO-FIELDS' CAREER STATISTICS & GAME HIGHS

	UA-A	TK	FF	FR	I	PBU	SACK	TFL
2017	9-1	10	1	-	1	3	-	2.0-8
2018	13-7	20	-	-	-	6	-	2.0-2
CAREER	22-8	30	1	-	1	9	-	4.0-10

Tackles 5; at Pittsburgh, 9/8/18
Tackles for Loss 1.0; Four Times: Last at Indiana, 10/20/18
Forced Fumbles 1; at Maryland, 11/25/17
Interceptions 1; Georgia State, 9/16/17
Pass Breakups 3; at Michigan State, 11/4/17



RAFAEL CHECA 90
Kicker | 6-2 | 201
Freshman/Freshman
Chevy Chase, Md./St. John's College H.S.
Major: Division of Undergraduate Studies

» 2018
Season: Appeared in eight games...One of 15 true freshmen to make their debut this year...One of 34 players to make their Penn State debut this season...One of 15 players to make their first career start this year.

Appalachian State (9/1): Made his college debut...Averaged 60.2 yards on six kickoffs, including two touchbacks. **at Pittsburgh(9/8):** Averaged 51.0 yards per kickoff on eight kicks, including two touchbacks. **Kent State (9/15):** Averaged 61.8 yards on 10 kickoffs, including six touchbacks. **at Illinois (9/21):** Averaged 60.6 yards on 10 kickoffs with five touchbacks. **Ohio State (9/29):** Averaged 65.0 yards on six kickoffs, recording touchbacks on all of them. **Michigan State (10/13):** Averaged 64.8 yards on four kickoffs, including three touchbacks. **at Indiana (10/20):** Averaged 57.9 yards on seven kickoffs, including four touchbacks. **Iowa (10/27):** Averaged 61.3 yards on nine kickoffs, including five touchbacks...Made his first career tackle on a kick return in the second quarter.

» CHECA'S CAREER KICKOFF STATISTICS & GAME HIGHS

	KO	Yds.	Avg.	TB	OB
2018	51	3047	59.7	28	3
CAREER	51	3047	59.7	28	3

Kickoffs 10; Twice: Last at Illinois, 9/21/18
Kickoff Yards 618; Kent State, 9/15/18
Kickoff Average 65.0; Ohio State, 9/29/18
Touchbacks 6; Twice: Last Ohio State, 9/29/18

NOTE: Has one career tackle (vs. Iowa, 2018).



DAN CHISENA 88
Wide Receiver | 6-3 | 208
Senior/Junior
Downingtown, Pa./Downingtown East
Major: Security and Risk Analysis

» 2018

Season: Appeared in one game...One of 34 players to make their Penn State debut this season.

Appalachian State (9/1): Named the coaching staff's Scout Team Special Teams Player of the Week. **Illinois (9/21):** Selected Scout Team Offensive and Special Teams Player of the Week by the coaching staff. **Ohio State (9/29):** Saw playing time on special teams.



MAX CHIZMAR 50
Linebacker | 6-2 | 222
Sophomore/Freshman
Mars, Pa./Mars
Major: Division of Undergraduate Studies

» 2018

Season: Appeared in one game...One of 34 players to make their Penn State debut this season.

at Pittsburgh (9/8): Named the coaching staff's Scout Team Defensive Player of the Week. **Kent State (9/15):** Made his collegiate debut...Saw time on defense, assisting on one tackle. **at Indiana (10/20):** Named the coaching staff's Scout Team Special Teams Player of the Week. **Iowa (10/27):** Named the coaching staff's Scout Team Defensive Player of the Week. **at Michigan (11/3):** Earned the coaching staff's Scout Team Defensive Player of the Week Award.

» 2018 GAME-BY-GAME


Tackles (Solo-Assisted-Total)

APPALACHIAN STATE DNP; at Pittsburgh DNP; KENT STATE 0-1-1; at Illinois DNP; OHIO STATE DNP; MICHIGAN STATE DNP; at Indiana DNP; IOWA 0-0-0; at Michigan DNP.

» CHIZMAR'S CAREER STATISTICS & GAME HIGHS

	UA-A	TK	FF	FR	I	PBU	SACK	TFL
2018	0-1	1	-	-	-	-	-	-
CAREER	0-1	1	-	-	-	-	-	-

Tackles 1; Kent State, 9/15/18



SEAN CLIFFORD 14
Quarterback | 6-2 | 219
Sophomore/Freshman
Cincinnati, Ohio/Saint Xavier
Major: Division of Undergraduate Studies

» 2018

Season: Appeared in three games...One of 34 players to make their Penn State debut this season.

at Pittsburgh (9/8): Connected with Brandon Polk for a 34-yard touchdown...On his first career pass attempt, became the first PSU quarterback to throw for a touchdown on his first career completion since Matt McGloin against Minnesota in 2010. **Kent State (9/15):** Completed all three passes for 117 yards...Connected with Daniel George on a career-long and school-record 95-yard touchdown in the fourth quarter...Pass broke previous record of 92 yards from Bill Hess to Bob Higgins in 1919. **at Illinois (9/21):** Hooked up with Mac Hippenhammer for a 44-yard completion on his only pass attempt.

» 2018 GAME-BY-GAME

Passing (Comp-Att-Yds-TD-INT)

APPALACHIAN STATE DNP; at Pittsburgh 1-1-34-1-0; KENT STATE 3-3-117-1-0; at Illinois 1-1-44-0-0; OHIO STATE DNP; MICHIGAN STATE DNP; at Indiana DNP; IOWA DNP; at Michigan DNP.

» CLIFFORD'S CAREER PASSING STATISTICS & GAME HIGHS

	C-A	Yds.	%	TD-INT	YPG	LG
2018	5-5	195	100.0	2-0	65.0	95
CAREER	5-5	195	100.0	2-0	65.0	95

Pass Completions 3; Kent State, 9/15/18
Pass Attempts 3; Kent State, 9/15/18
Passing Yards 117; Kent State, 9/15/18
Passing Touchdowns 1; Twice: Last Kent State, 9/15/18
Long Pass 95 yards; Kent State, 9/15/18

» CLIFFORD'S CAREER RUSHING STATISTICS & GAME HIGHS

	Att.-Yds.	Avg.	TD	LG	Rec.-Yds.	Avg.	TD	LG
2018	4-1	0.2	-	6	-	-	-	-
CAREER	4-1	0.2	-	6	-	-	-	-

Rushing Attempts 2; Twice: Last at Illinois, 9/21/18
Rushing Yards 10; Kent State, 9/15/18
Longest Rush 6 yards; Kent State, 9/15/18



JAKE COOPER 33
Linebacker | 6-1 | 231
Senior/Senior
Doylestown, Pa./Archbishop Wood
Major: Telecommunications

» 2018

Season: Appeared in three games.

at Pittsburgh (9/8): Saw time on defense. **Kent State (9/15):** Saw time on defense and special teams...Recorded one tackle. **at Illinois (9/21):** Saw game action on defense.

» 2018 GAME-BY-GAME

Tackles (Solo-Assisted-Total)

APPALACHIAN STATE DNP; at Pittsburgh 0-0-0; KENT STATE 1-0-1; at Illinois 0-0-0; OHIO STATE DNP; MICHIGAN STATE DNP; at Indiana DNP; IOWA DNP; at Michigan DNP.

» COOPER'S CAREER STATISTICS & GAME HIGHS

	UA-A	TK	FF	FR	I	PBU	SACK	TFL
2015	9-5	14	-	-	-	1	1.0-11	2.5-15
2016	4-11	15	-	-	-	-	-	-
2017	5-6	11	-	-	-	-	-	-
2018	1-0	1	-	-	-	-	-	-
CAREER	19-22	41	-	-	-	1	1.0-11	2.5-15

Tackles 6; Twice: Last at Michigan, 9/24/16

Sacks 1.0; Buffalo, 9/12/15

Tackles for Loss 1.0; Twice: Last Maryland, 10/24/15

Pass Breakups 1; Rutgers, 9/19/15



DANNY DALTON 80
Tight End/H-Back | 6-4 | 251
Junior/Sophomore
Marshfield, Mass./Marshfield
Major: Criminology

» 2018

Season: Appeared in two games...One of 34 players to make their Penn State debut this season.

Appalachian State (9/1): Made his first career appearance...Recorded his first career catch, a 2-yard reception in the first quarter. **at Pittsburgh (9/8):** Set career highs with two catches for 17 yards.

» 2018 GAME-BY-GAME

Receiving (Receptions-Yards-TD)

APPALACHIAN STATE 1-2-0; at Pittsburgh 2-17-0; KENT STATE DNP; at Illinois DNP; OHIO STATE DNP; MICHIGAN STATE DNP; at Indiana DNP; IOWA DNP; at Michigan DNP.

» DALTON'S CAREER STATISTICS & GAME HIGHS

	Att.-Yds.	Avg.	TD	LG	Rec.-Yds.	Avg.	TD	LG
2017	-	-	-	-	DNP	-	-	-
2018	-	-	-	-	3-19	6.3	-	9
CAREER	-	-	-	-	3-19	6.3	-	9

Receptions 2; at Pittsburgh, 9/8/18

Receiving Yards 17; at Pittsburgh, 9/8/18

Long Reception 9 yards; at Pittsburgh, 9/8/18



DAE'LUN DARIEN 41
Linebacker | 6-4 | 224
Junior/Sophomore
Baltimore, Md./Dunbar
Major: Media Studies

» 2018

Season: Made five appearances this season.

at Pittsburgh (9/8): Saw time on defense and special teams...Recorded two tackles and a QB hurry. **Kent State (9/15):** Saw time on defense and special teams...Made a solo tackle and broke up a pass. **at Illinois (9/21):** Earned playing time on defense and special teams...Recorded one tackle. **Iowa (10/27):** Saw playing time on special teams. **at Michigan (11/3):** Earned playing time on special teams.

» 2018 GAME-BY-GAME

Tackles (Solo-Assisted-Total)

APPALACHIAN STATE DNP; at Pittsburgh 2-0-2; KENT STATE 1-0-1; at Illinois 1-0-1; OHIO STATE DNP; MICHIGAN STATE DNP; at Indiana DNP; IOWA 0-0-0; at Michigan 0-0-0.

» DARIEN'S CAREER STATISTICS & GAME HIGHS

	UA-A	TK	FF	FR	I	PBU	SACK	TFL
2017	-	-	-	-	-	-	-	-
2018	4-0	4	-	-	-	1	-	-
CAREER	4-0	4	-	-	-	1	-	-

Tackles 2; at Pittsburgh, 9/8/18

Pass Breakups 1; Kent State, 9/15/18



FRANK DI LEO 39
Linebacker | 5-9 | 225
Senior/Junior
Elmhurst, Ill./Saint Ignatius College Prep
Major: Business Administration

» 2018

Season: Appeared in two games.

Appalachian State (9/1): Named the coaching staff's Scout Team Defensive Player of the Week. **Kent State (9/15):** Saw time on defense and special teams. **at Illinois (9/21):** Saw game action on defense and special teams.



JAHAN DOTSON 5
Wide Receiver | 5-11 | 169
Freshman/Freshman
Nazareth, Pa./Nazareth Area
Major: Division of Undergraduate Studies

» 2018

Season: Appeared in four games...One of 15 true freshmen to make their debut this season...One of 34 players to make their Penn State debut this season.

Kent State (9/15): Made his collegiate debut...Saw time on offense and special teams. **at Indiana (10/20):** Made his first career catch, a 10-yard reception in the fourth quarter. **Iowa (10/27):** Caught two passes for 21 yards, including a 15-yard reception in the first quarter to help PSU convert on fourth down. **at Michigan (11/3):** Had two catches for 29 yards, including a career-long 19-yard grab.

» 2018 GAME-BY-GAME

Receiving (Receptions-Yards-TD)

APPALACHIAN STATE DNP; at Pittsburgh DNP; KENT STATE 0-0-0; at Illinois DNP; OHIO STATE DNP; MICHIGAN STATE DNP; at Indiana 1-10-0; IOWA 2-21-0; at Michigan 2-29-0.

» DOTSON'S CAREER STATISTICS & GAME HIGHS

	Att.-Yds.	Avg.	TD	LG	Rec.-Yds.	Avg.	TD	LG
2018	-	-	-	-	5-60	12.0	-	19
CAREER	-	-	-	-	5-60	12.0	-	19

Receptions2; Twice: Last at Michigan, 11/3/18
 Receiving Yards29; at Michigan, 11/3/18
 Long Reception19 yards; at Michigan, 11/3/18

» 2018 GAME-BY-GAME

Punt Returns (Returns-Yards-TD-YPR)

APPALACHIAN STATE DNP; at Pittsburgh DNP; KENT STATE 1-(-2)-0-(-2.0); at Illinois DNP; OHIO STATE DNP; MICHIGAN STATE DNP; at Indiana 0-0-0-0; IOWA 0-0-0-0; at Michigan 0-0-0-0.

» DOTSON'S CAREER PUNT RETURN STATISTICS & GAME HIGHS

	No.	Yds.	Avg.	TD	LG
2018	1	-2	-2.0	-	-2
CAREER	1	-2	-2.0	-	-2

Punt Returns1; Kent State, 9/15/18
 Punt Return Yards-2; Kent State, 9/15/18
 Long Punt Return-2 yards; Kent State, 9/15/18




BRELIN FAISON-WALDEN 25
 Linebacker | 6-1 | 207
 Sophomore/Freshman
 Greensboro, N.C./Grimsley
 Major: Kinesiology

» 2018

Season: Appeared in one game...One of 34 players to make their Penn State debut this season.

Kent State (9/15): Made his collegiate debut...Saw time on defense.



KOA FARMER 7
 Linebacker | 6-1 | 236
 Graduate/Senior
 Lake View Terrace, Calif./Notre Dame
 Major: Journalism (3rd degree)

» 2018

Awards: Among the candidates on the preseason watch list for the Butkus Award, given to the nation's top linebacker.

Season: Made nine starts...One of 10 Penn Staters to enter 2018 having already earned a degree...Completed degrees in criminology and sociology in December 2017.

Appalachian State (9/1): Recorded five tackles, three solo...Added a tackle for loss. **at Pittsburgh (9/8):** Assisted on a tackle. **Kent State (9/15):** Saw time on defense and special teams. **at Illinois (9/21):** Made three stops, including one solo tackle. **Ohio State (9/29):** Matched a career high with eight tackles...Assisted on a tackle for loss. **Michigan State (10/13):** Tallied six stops, including four solo...Added a pass breakup. **at Indiana (10/20):** Posted seven tackles, including four solo. **Iowa (10/27):** Collected five tackles, including two solo...Forced a fumble for the second time in his career. **at Michigan (11/3):** Registered four tackles, all solo stops.

» 2018 GAME-BY-GAME

Tackles (Solo-Assisted-Total)

APPALACHIAN STATE 3-2-5; at Pittsburgh 0-1-1; KENT STATE 0-0-0; at Illinois 1-2-3; OHIO STATE 2-6-8; MICHIGAN STATE 4-2-6; at Indiana 4-3-7; IOWA 2-3-5; at Michigan 4-0-4.

» FARMER'S CAREER STATISTICS & GAME HIGHS

	UA-A	TK	FF	FR	I	PBU	SACK	TFL
2015	-	-	-	-	-	-	-	-
2016	14-15	29	1	-	-	1	3.0-13	4.5-16
2017	19-29	48	-	1	-	1	1.0-4	5.5-15
2018	21-19	40	1	-	-	1	-	1.5-2
CAREER	54-63	117	2	1	-	3	4.0-17	11.5-33

Tackles8; Three Times: Last Ohio State, 9/29/18
 Sacks1.0; Four Times: Last Pittsburgh, 9/9/17
 Tackles for Loss2.0; at Ohio State, 10/28/17
 Forced Fumbles1; Twice: Last Iowa, 10/27/18
 Fumble Recoveries1; at Ohio State, 10/28/17
 Pass Breakups1; Three Times: Last Michigan State, 10/13/18

NOTE: Has 23 career kickoff returns for 500 yards (21.7 ypr).



PAT FREIERMUTH 87
 Tight End/H-Back | 6-5 | 260
 Freshman/Freshman
 Merrimac, Mass./Brooks School
 Major: Division of Undergraduate Studies

» 2018

Season: Appeared in nine games, making five starts...One of 15 true freshmen to make their debut this season...One of 34 players to make their Penn State debut this year...One of 15 Nittany Lions to make their first career start this year.

Appalachian State (9/1): Made his first career appearance, seeing time on offense. **at Pittsburgh (9/8):** Hauled in his first career reception, a 5-yard catch in the fourth quarter. **Kent State (9/15):** Made two grabs for 35 yards, including a 23-yard reception. **at Illinois (9/21):** Caught his first career touchdown, a 5-yard reception in the second quarter. **Ohio State (9/29):** Caught three passes for 44 yards...Hauled in a 2-yard touchdown reception...Made a career-long 27-yard catch. **Michigan State (10/13):** Hauled in three catches for 32 yards...Made a 25-yard grab in the third quarter. **at Indiana (10/20):** Caught two passes for 32 yards, including a 23-yard touchdown grab in the second quarter. **Iowa (10/27):** Caught an 18-yard touchdown in the first quarter. **at Michigan (11/3):** Hauled in three catches for a career-high 51 yards, including a 25-yard reception on PSU's opening drive.

» 2018 GAME-BY-GAME

Receiving (Receptions-Yards-TD)

APPALACHIAN STATE 0-0-0; at Pittsburgh 1-5-0; KENT STATE 2-35-0; at Illinois 1-5-1; OHIO STATE 3-44-1; MICHIGAN STATE 3-32-0; at Indiana 2-32-1; IOWA 1-18-1; at Michigan 3-51-0.

» FREIERMUTH'S CAREER STATISTICS & GAME HIGHS

	Att.-Yds.	Avg.	TD	LG	Rec.-Yds.	Avg.	TD	LG
2018	-	-	-	-	16-222	13.9	4	27
CAREER	-	-	-	-	16-222	13.9	4	27

Receptions3; Three Times: Last at Michigan, 11/3/18
 Receiving Yards51; Michigan, 11/3/18
 Receiving Touchdowns1; Three Times: Last at Indiana, 10/20/18
 Long Reception27 yards; Ohio State, 9/29/18



WILL FRIES 71
 Offensive Line | 6-6 | 312
 Junior/Sophomore
 Cranford, N.J./Cranford
 Major: Economics

» 2018

Season: Appeared in nine games, making seven starts at right tackle.

Appalachian State (9/1): Saw time on offense and special teams...Helped the Nittany Lion offense to 434 yards, including 204 on the ground...Cleared the way for five rushing touchdowns, including two by Trace McSorley and two by Miles Sanders...Helped McSorley to collect his 17th game with a passing and a rushing touchdown...Sanders had 91 yards, while Ricky Slade scored his first career touchdown, a 27-yard run. **at Pittsburgh (9/8):** Part of an offensive line that aided the Nittany Lions to 390 total yards...Led the way for 211 yards on the ground and three rushing touchdowns...Protected McSorley as he earned his 18th game with a passing and a rushing touchdown...Helped Miles Sanders collect his first career 100-yard game. **Kent State (9/15):** Led the way as the Nittany Lions totaled 643 yards, PSU's most in a game since 1995...Helped Trace McSorley to find the end zone three times on the ground and connect on two passing touchdowns...Aided the Nittany Lions to six rushing touchdowns and three through the air. **at Illinois (9/21):** Paved the way as the Nittany Lions gained 591 yards, including 387 on the ground, PSU's third-highest total in a Big Ten game in program history...Helped Miles Sanders to become the sixth Nittany Lion to rush for 200 yards and three touchdowns in a game...Aided Sanders, Ricky Slade (94 yards) and Trace McSorley (92) to career highs on the ground...Helped McSorley record his ninth game with three or more touchdown passes. **Ohio State (9/29):** Helped the Nittany Lions to 492 total yards, including 206 on the ground and 286 in the air...Led the way as Trace McSorley set a program record with 461 yards of total offense...Paved the way for McSorley to rush for a career-high 175 yards and KJ Hamler to earn his first 100-yard receiving game. **Michigan State (10/13):** Helped the Penn State offense to 397 total yards, including 205 on the ground against the nation's No. 1 rush defense...Led the way for Miles Sanders' third 100-yard game of the season...Helped Sanders to runs of 48 and 78 yards...Aided Trace McSorley to post his 34th-straight game with a passing touchdown. **at Indiana (10/20):** Helped the Nittany Lions to post 417 total yards, including 243 through the air...Led the way as Trace McSorley recorded his second career 100-yard rushing game with two rushing touchdowns...Paved the way for Miles Sanders' 126 all-purpose yards, including 72 yards and a touchdown on the ground...Helped McSorley to post his 26th career 200-yard passing game. **Iowa (10/27):** Led the way as Penn State gained 312 total yards, including 118 rushing...Helped Trace McSorley to post his 20th career game with a passing and a rushing touchdown, including a 51-yard touchdown run in the third quarter, only the second run of 20 or more yards allowed by Iowa this season. **at Michigan (11/3):** Helped Tommy Stevens to rush for an 8-yard touchdown...Blocked for Trace McSorley as he reached the 9,000 career passing yards mark.



ALEX GELLERSTEDT 51
 Offensive Line | 6-6 | 311
 Junior/Sophomore
 Dublin, Ohio/Dublin Coffman
 Major: Economics

» 2018

Season: Appeared in one game this season.

Kent State (9/15): Named the coaching staff's Scout Team Offensive Player of the Week. **at Illinois (9/21):** Earned the coaching staff's Scout Team Offensive Player of the Week honor. **at Michigan (11/3):** Saw playing time on offense.



DANIEL GEORGE 86
Wide Receiver | 6-2 | 220
Freshman/Freshman
Fort Washington, Md./Oxon Hill
Major: Division of Undergraduate Studies

» 2018

Season: Appeared in two games...One of 15 true freshmen to make their debut this season...One of 34 players to make their Penn State debut this year.

Kent State (9/15): Made his collegiate debut...Had a school-record 95-yard touchdown reception in the fourth quarter. **Michigan State (10/13):** Named the coaching staff's Scout Team Special Teams Player of the Week. **at Indiana (10/20):** Saw playing time on offense. **Iowa (10/27):** Named the coaching staff's Scout Team Special Teams Player of the Week.

» 2018 GAME-BY-GAME

Receiving (Receptions-Yards-TD)

APPALACHIAN STATE DNP; at Pittsburgh DNP; KENT STATE 1-95-1; at Illinois DNP; OHIO STATE DNP; MICHIGAN STATE DNP; at Indiana 0-0-0; IOWA DNP; at Michigan DNP.

» GEORGE'S CAREER STATISTICS & GAME HIGHS

	Att.-Yds.	Avg.	TD	LG	Rec.-Yds.	Avg.	TD	LG
2018	-	-	-	-	1-95	95.0	1	95
CAREER	-	-	-	-	1-95	95.0	1	95

Receptions: 1; Kent State, 9/15/18
Receiving Yards: 95; Kent State, 9/15/18
Receiving Touchdowns: 1; Kent State, 9/15/18
Long Reception: 95 yards; Kent State, 9/15/18



BLAKE GILLIKIN 93
Punter/Kicker | 6-2 | 193
Junior/Junior
Smyrna, Ga./The Westminster Schools
Major: Kinesiology

» CAREER NOTES & RECORDS

Career: Sits tied for No. 3 on Penn State's career punting average charts (43.0 ypp)...Has 34 career punts downed inside the opponent's 10-yard line (seven in 2016, 18 in 2017, eight in 2018).

Season: 2017: Ranks No. 4 in program history with a 43.2 punting average. **2016:** Broke the Penn State freshman season punting average record with 42.8 yards per punt, surpassing the record set by Jeremy Kapinos in 2003 (41.9)...Ranks No. 8 on Penn State's single-season punting average chart with a 42.8 average.

Game: Set the Penn State freshman record for punting average in a game with five kicks for an average of 50.8 yards in the Rose Bowl against USC (1/2/17)... Hit a career-long punt of 74 yards against Michigan (11/3), which is tied with Anthony Fera (2010 vs. Iowa) for the fourth-longest punt in program history

» 2018

Awards: Among the candidates on the preseason watch list for the Ray Guy Award, given to the nation's top punter.

Season: Appeared in nine games.

Rankings: Owns the No. 5 punt average (43.0) in the Big Ten and the 35th-best in the country.

Appalachian State (9/1): Hit five punts for 215 yards, averaging 43.0 yards per kick...Placed one inside the 20 and hit a long punt of 55 yards... Three punts were fair-caught and one was downed. **at Pittsburgh (9/8):** Averaged 42.6 yards per punt on five kicks, totaling 213 yards...Placed four inside the 20, including three inside the 10...Hit two punts of more than 50 yards...Forced one fair catch and three dropped punts...Named the coaching staff's Special Teams Player of the Week. **Kent State (9/15):** Averaged 48.5 yards per punt on two kicks, including a season-long 58-yard punt. **at Illinois (9/21):** Hit a 42-yard punt, which was downed at the 13-yard line. **Ohio State (9/29):** Had eight punts for 312 yards...Averaged 39.0 yards per punt, with a long of 53 yards...Landed three punts inside the 20. **Michigan State (10/13):** Matched a career high with eight punts for 364 yards...Averaged 45.5 yards per punt with a long of 52 yards...Landed

one punt inside the 20. **at Indiana (10/20):** Averaged 40.2 yards on six punts, including a long of 53...Landed two punts inside the Indiana 10. **Iowa (10/27):** Averaged 41.8 yards on five punts, including a long of 54 yards. **at Michigan (11/3):** Set a career high with 370 punt yards while matching a career high with eight punts...Averaged 46.2 yards per punt with a career long punt of 74 yards, which is tied with Anthony Fera (2010 vs. Iowa) for the fourth-longest punt in program history...Landed one punt at the Michigan 5...Made a tackle on a punt return in the second quarter.

» GILLIKIN'S CAREER PUNTING STATISTICS & GAME HIGHS

	Punts	Yards	Avg.	I-20	FC	50+	LG	BLK
2016	61	2,611	42.8	22	18	13	69	--
2017	52	2,244	43.2	26	16	14	57	1
2018	48	2,063	43.0	13	9	9	74	1
CAREER	161	6,918	43.0	61	43	36	74	2

Punt Attempts: 8; Three Times: Last at Michigan, 11/3/18
Punt Yards: 370; at Michigan, 11/3/18
Punt Average: 50.8; vs. USC, 1/2/17
Longest Punt: 74; at Michigan, 11/3/18
Punts Inside the 20: 4; Three Times: Last at Pittsburgh, 9/8/18
Punts Inside the 10: 3; Five Times: Last at Pittsburgh, 9/8/18

NOTE: Has one career rush for -10 yards (at Indiana, 2018)... Has two career tackles (vs. USC, 2016 and at Michigan, 2018).



KEVIN GIVENS 30
Defensive Tackle | 6-1 | 283
Senior/Junior
Altoona, Pa./Altoona Area
Major: Criminology

» 2018

Season: Made eight starts.

at Pittsburgh (9/8): Tied for a team high with seven tackles, a career best...Set a career high with two tackles for loss...Added a QB hurry. **Kent State (9/15):** Recorded a solo tackle. **at Illinois (9/21):** Assisted on three tackles...Recorded a half-tackle for loss. **Ohio State (9/29):** Made four stops, two solo...Had 1.5 tackles for loss. **Michigan State (10/13):** Posted two tackles...Recorded a sack and a QB hurry. **at Indiana (10/20):** Broke up a pass in the first quarter. **Iowa (10/27):** Registered two QB hurries. **at Michigan (11/3):** Recorded two solo tackles.

» 2018 GAME-BY-GAME

Tackles (Solo-Assisted-Total)

APPALACHIAN STATE DNP; at Pittsburgh 5-2-7; KENT STATE 1-0-1; at Illinois 0-3-3; OHIO STATE 2-2-4; MICHIGAN STATE 2-0-2; at Indiana 0-0-0; IOWA 0-0-0; at Michigan 2-0-2.

» GIVENS' CAREER STATISTICS & GAME HIGHS

	UA-A	TK	FF	FR	I	PBU	SACK	TFL
2016	12-14	26	-	2	-	1	4.5-28	7.0-33
2017	9-14	23	1	1	-	2	3.5-20	4.0-21
2018	12-7	19	-	-	-	1	1.0-2	5.0-13
CAREER	33-35	68	1	3	-	4	9.0-50	16.0-67

Tackles: 7; at Pittsburgh, 9/8/18
Sacks: 1.0; Seven Times: Last Michigan State, 10/13/18
Tackles for Loss: 2.0; at Pittsburgh, 9/8/18
Forced Fumbles: 1; at Maryland, 11/25/17
Fumble Recoveries: 1; Four Times: Last at Indiana, 10/20/18
Pass Breakup: 2; at Northwestern, 10/7/17




STEVEN GONZALEZ 74
Offensive Line | 6-4 | 336
Senior/Junior
Union City, N.J./Union City
Major: History

» 2018

Season: Made nine starts at left guard.

Appalachian State (9/1): Helped the Nittany Lion offense to 434 yards, including 204 on the ground...Cleared the way for five rushing touchdowns, including two by Trace McSorley and two by Miles Sanders... Helped McSorley to collect his 17th game with a passing and a rushing touchdown...Sanders had 91 yards, while Ricky Slade scored his first career touchdown, a 27-yard run. **at Pittsburgh (9/8):** Part of an offensive line that aided the Nittany Lions to 390 total yards...Led the way for 211 yards on the ground and three rushing touchdowns...Protected McSorley as he earned his 18th game with a passing and a rushing touchdown...Helped Miles Sanders collect his first career 100-yard game. **Kent State (9/15):** Led the way as the Nittany Lions totaled 643 yards, PSU's most in a game since 1995...Helped Trace McSorley to find the end zone three times on the ground and connect on two passing touchdowns...Aided the Nittany Lions to six rushing touchdowns and three through the air. **at Illinois (9/21):** Paved the way as the Nittany Lions gained 591 yards, including 387 on the ground, PSU's third-highest total in a Big Ten game in program history...Helped Miles Sanders to become the sixth Nittany Lion to rush for 200 yards and three touchdowns in a game...Aided Sanders, Ricky Slade (94 yards) and Trace McSorley (92) to career highs on the ground...Helped McSorley record his ninth game with three or more touchdown passes. **Ohio State (9/29):** Helped the Nittany Lions to 492 total yards, including 206 on the ground and 286 in the air...Led the way as Trace McSorley set a program record with 461 yards of total offense...Paved the way for McSorley to rush for a career-high 175 yards and KJ Hamler to earn his first 100-yard receiving game. **Michigan State (10/13):** Helped the Penn State offense to 397 total yards, including 205 on the ground against the nation's No. 1 rush defense...Led the way for Miles Sanders' third 100-yard game of the season...Helped Sanders to runs of 48 and 78 yards...Aided Trace McSorley to post his 34th-straight game with a passing touchdown. **at Indiana (10/20):** Helped the Nittany Lions to post 417 total yards, including 243 through the air...Led the way as Trace McSorley recorded his second career 100-yard rushing game with two rushing touchdowns... Paved the way for Miles Sanders' 126 all-purpose yards, including 72 yards and a touchdown on the ground...Helped McSorley to post his 26th career 200-yard passing game. **Iowa (10/27):** Led the way as Penn State gained 312 total yards, including 118 rushing...Helped Trace McSorley to post his 20th career game with a passing and a rushing touchdown, including a 51-yard touchdown run in the third quarter, only the second run of 20 or more yards allowed by Iowa this season. **at Michigan (11/3):** Helped Tommy Stevens to rush for an 8-yard touchdown...Blocked for Trace McSorley as he reached the 9,000 career passing yards mark.



TRENT GORDON 19
 Cornerback | 5-11 | 184
 Freshman/Freshman
 Spring, Texas/Manvel
 Major: Division of Undergraduate Studies

» 2018
Season: Appeared in one game...One of 15 true freshmen to make their debut this season...One of 34 players to make their Penn State debut this year.


Kent State (9/15): Made his collegiate debut...Saw time on defense and special teams...Assisted on a tackle.

» 2018 GAME-BY-GAME
Tackles (Solo-Assisted-Total)
 APPALACHIAN STATE DNP; at Pittsburgh DNP; KENT STATE 0-1-1; at Illinois DNP; OHIO STATE DNP; MICHIGAN STATE DNP; at Indiana DNP; IOWA 0-0-0; at Michigan DNP.

» GORDON'S CAREER STATISTICS & GAME HIGHS

	UA-A	TK	FF	FR	I	PBU	SACK	TFL
2018	0-1	1	-	-	-	-	-	-
CAREER	0-1	1	-	-	-	-	-	-

Tackles1; Kent State, 9/15/18



YETUR GROSS-MATOS 99
 Defensive End | 6-5 | 262
 Sophomore/Sophomore
 Spotsylvania, Va./Chancellor
 Major: Division of Undergraduate Studies

» 2018
Awards: Named Big Ten Defensive Player of the Week following the Iowa (10/27) game.

Season: Made nine starts...One of 15 players to make their first career start this season.

Rankings: Ranks No. 2 the Big Ten and ranks No. 17 in the nation with 1.5 tackles for loss per game...Sits No. 3 in the Big Ten and No. 19 in the FBS with 0.78 sacks per game.

Appalachian State (9/1): Earned his first career start and had three tackles, including two solo...Registered half a tackle for loss and a QB hurry. **at Pittsburgh (9/8):** Posted three tackles, one solo...Added half a sack and a QB hurry. **Kent State (9/15):** Had 2.0 tackles for loss, including a sack...Added a QB hurry. **at Illinois (9/21):** Assisted on a tackle. **Ohio State (9/29):** Recorded a career-high four tackles, including three solo...Added a tackle for loss and a QB hurry. **Michigan State (10/13):** Collected four tackles, including two solo...Had 2.5 tackles for loss, including a half-sack...Forced a fumble for the first time in his career...Added a QB hurry. **at Indiana (10/20):** Registered a career-high 10 tackles, including six tackles, the most tackles by a Penn State a Penn State defensive lineman since Austin Johnson had 10 tackles against Northwestern in 2015...The 10 tackles are the most by a PSU defensive end since Carl Nassib had 10 at Temple in 2015...Had a career-best two sacks. **Iowa (10/27):** Posted nine tackles, including seven solo...Set a career high with four tackles for loss and tied a career high with two sacks...Named the coaching staff's Defensive Player of the Week. **at Michigan (11/3):** Collected four tackles, three solo...Recorded a solo sack.

» 2018 GAME-BY-GAME
Tackles (Solo-Assisted-Total)
 APPALACHIAN STATE 2-1-0; at Pittsburgh 1-2-3; KENT STATE 2-0-2; at Illinois 0-1-1; OHIO STATE 3-1-4; MICHIGAN STATE 2-2-4; at Indiana 6-4-10; IOWA 7-2-9; at Michigan 3-1-4.

» GROSS-MATOS' CAREER STATISTICS & GAME HIGHS

	UA-A	TK	FF	FR	I	PBU	SACK	TFL
2017	5-12	17	-	1	-	-	1.5-7	2.0-8
2018	26-14	40	-	-	-	-	7.0-43	13.5-57
CAREER	24-24	48	-	1	-	-	8.5-50	15.5-65

Tackles10; at Indiana, 10/20/18
 Sacks2.0; Twice: Last Iowa, 10/27/18
 Tackles for Loss4.0; Iowa, 10/27/18
 Forced Fumbles1; Michigan State, 10/13/18
 Fumble Recoveries1; Georgia State, 9/16/17



KJ HAMLER 1
 Wide Receiver | 5-9 | 176
 Sophomore/Freshman
 Pontiac, Mich./IMG Academy (Fla.)
 Major: Division of Undergraduate Studies

» 2018
Awards: Selected as a Finalist for the Paul Hornung Award...Named to Paul Hornung Award Honor Roll (9/10) following the Pitt game...Named Big Ten Freshman of the Week (10/1) after the Ohio State game...Selected to the Paul Hornung Award Honor Roll (10/1) after the Ohio State game...Named to the Pro Football Focus Big Ten Team of the Week (10/1) following the Ohio State game.

Season: Made nine starts...One of 33 players to make their Penn State debut this year...One of 15 players to make their first career start this season.

Rankings: Leads the Big Ten and ranks No. 8 in the FBS with 569 total return yards...Sits No. 15 in the nation and No. 3 in the conference with a 26.9 kick return average...Is No. 4 in the Big Ten and No. 26 in the country with 124.2 all-purpose yards per game...Ranks No. 4 in the Big Ten and 26th in the FBS averaging 18.46 yards per reception...Sits ninth in the conference with five touchdown receptions.

Appalachian State (9/1): Caught three passes for 67 yards, including a 15-yard touchdown to tie the game with 42 seconds left in regulation...Hauled in a 46-yard reception in the fourth quarter...Returned a kickoff 52 yards to spark PSU's game-tying drive...Became first Penn State freshman to catch a touchdown pass in a season opener since Geno Lewis in 2013 against Syracuse. **at Pittsburgh (9/8):** Hauled in three receptions for 40 yards, including a 14-yard touchdown...Scored on a 32-yard run, his first career rush...Became the first PSU receiver with a rushing and receiving touchdown in the same game since Derrick Williams against Indiana in 2008...Is the first PSU receiver to score on a rush since DeAndre Thompkins against Rutgers in 2015...Had kick returns of 27 and 28 yards for a total of 145 all-purpose yards...Named the coaching staff's Offensive Player of the Week. **Kent State (9/15):** Totaled 107 all-purpose yards on three touches...Caught a 22-yard pass...Returned a kickoff 52 yards and a punt 33 yards...Named the coaching staff's Co-Special Teams Player of the Week. **at Illinois (9/21):** Hauled in two receptions for 41 yards...Caught a 21-yard touchdown pass in the fourth quarter...Added a 17-yard punt return and a 12-yard kick return. **Ohio State (9/29):** Earned first career 100-yard receiving game...Caught four passes for 138 yards...Hauled in a 93-yard touchdown catch, the second-longest in program history...Totaled a career-best 195 all-purpose yards, including 47 yards on three kick returns and a 10-yard punt return. **Michigan State (10/13):** Caught a career-high five passes for 66 yards, including a 5-yard touchdown...Had catches for 20 and 23 yards...Returned three kickoffs for 57 yards, including a 24-yard return. **at Indiana (10/20):** Hauled in four receptions for 27 yards...Returned the opening kickoff 58 yards, a career-best return...Added a 21-yard kick return and a 16-yard punt return. **Iowa (10/27):** Totaled 188 all-purpose yards...Caught five passes, tying a career high for 96 yards, including a 39-yard reception...Had 82 kick return yards, including a career-best 67-yard return in the fourth quarter...Gained 10 yards on three punt returns. **at Michigan (11/3):** Had a 20-yard catch...Returned two kickoffs for 30 yards and had a 1-yard punt return.

» 2018 GAME-BY-GAME
Receiving (Receptions-Yards-TD)
 APPALACHIAN STATE 3-67-1; at Pittsburgh 3-40-1; KENT STATE 1-22-0; at Illinois 2-41-1; OHIO STATE 4-138-1; MICHIGAN STATE 5-66-1; at Indiana 4-27-0; IOWA 5-96-0; at Michigan 1-20-0.

» HAMLER'S CAREER OFFENSIVE STATISTICS & GAME HIGHS

	Att.-Yds.	Avg.	TD	LG	Rec.-Yds.	Avg.	TD	LG
2018	2-32	16.0	1	32	28-517	18.5	5	93
CAREER	2-32	16.0	1	32	28-517	18.5	5	93

Receptions5; Twice: Last Iowa, 10/27/18
 Receiving Yards138; Ohio State, 9/29/18
 Receiving Touchdowns1; Five Times: Last Michigan State, 10/13/18
 Long Reception93 yards; Ohio State, 9/29/18

Rushing Attempts1; Twice: Last Kent State, 9/15/18
 Rushing Yards32; at Pittsburgh, 9/8/18
 Rushing Touchdowns1; at Pittsburgh, 9/8/18
 Longest Rush32 yards; at Pittsburgh, 9/8/18

» 2018 GAME-BY-GAME
Kick Returns (Returns-Yards-TD-YPR)
 APPALACHIAN STATE 1-52-0-52.0; at Pittsburgh 3-73-0-24.3; KENT STATE 1-52-0-52.0; at Illinois 1-12-0-12.0; OHIO STATE 3-47-0-15.6; MICHIGAN STATE 3-57-0-19.0; at Indiana 2-79-0-39.5; IOWA 2-82-0-41.0; at Michigan 2-30-0-15.0

Punt Returns (Returns-Yards-TD-YPR)
 APPALACHIAN STATE 0-0-0-0.0; at Pittsburgh 0-0-0-0.0; KENT STATE 1-33-0-33.0; at Illinois 1-17-0-17.0; OHIO STATE 1-10-0-10.0; MICHIGAN STATE 1-0-0-0.0; at Indiana 2-14-0-7.0; IOWA 3-10-0-3.3; at Michigan 1-1-0-1.0.

» HAMLER'S CAREER KICK RETURN STATISTICS & GAME HIGHS

	No.	Yds.	Avg.	TD	LG
2018	18	474	26.9	-	67
CAREER	18	474	26.9	-	67

Kick Returns3; Twice: Last Ohio State, 9/29/18
 Kick Return Yards82; Iowa, 10/27/18
 Long Kick Return67 yards; Iowa, 10/27/18

» HAMLER'S CAREER PUNT RETURN STATISTICS & GAME HIGHS

	No.	Yds.	Avg.	TD	LG
2018	10	85	8.5	-	33
CAREER	10	85	8.5	-	33

Punt Returns3; Iowa, 10/27/18
 Punt Return Yards33; Kent State, 9/15/18
 Long Punt Return33 yards; Kent State, 9/15/18

All-Purpose Yards195; Ohio State, 9/29/18



FRED HANSARD 53
 Defensive Tackle | 6-3 | 318
 Sophomore/Freshman
 Burlington, N.J./The Hun School
 Major: Communications

» 2018
Season: Appeared in six games, making one start...One of 33 players to make their Penn State debut this season...One of 13 players to make their first career start this year...Will miss the rest of the season with an injury.


Appalachian State (9/1): Assisted on a tackle for loss. **at Pittsburgh (9/8):** Saw playing time on defense. **Kent State (9/15):** Earned playing time on defense. **at Illinois (9/21):** Made a solo stop. **Ohio State (9/29):** Saw time on defense. **Michigan State (10/13):** Earned playing time on defense.

» 2018 GAME-BY-GAME
Tackles (Solo-Assisted-Total)
 APPALACHIAN STATE 0-1-1; at Pittsburgh 0-0-0; KENT STATE 0-0-0; at Illinois 1-0-1; OHIO STATE 0-0-0; MICHIGAN STATE 0-0-0; at Indiana INJ; IOWA INJ; at Michigan INJ.

» HANSARD'S CAREER STATISTICS & GAME HIGHS

	UA-A	TK	FF	FR	I	PBU	SACK	TFL
2018	1-1	2	-	-	-	-	-	0.5-1
CAREER	1-1	2	-	-	-	-	-	0.5-1

Tackles1; Twice: Last at Illinois, 9/21/18



DREW HARTLAUB 37
 Safety | 5-11 | 179
 Sophomore/Freshman
 Hanover, Pa./South Western
 Major: Division of Undergraduate Studies

» 2018
Season: Appeared in six games...One of 34 players to make their Penn State debut this season.

at Pittsburgh (9/8): Named the coaching staff's Scout Team Special Teams Player of the Week. **Kent State (9/15):** Named the coaching staff's Scout Team Defensive and Special Teams Player of the Week. **at Illinois (9/21):** Made his first career appearance...Saw playing time on special teams. **Ohio State (9/29):** Earned playing time on special teams... Selected Scout Team Defensive Player of the Week by the coaching staff. **Michigan State (10/13):** Assisted on a tackle on a kickoff return. **at Indiana (10/20):** Saw playing time on special teams. **Iowa (10/27):** Earned action on special teams. **at Michigan (11/3):** Saw playing time on special teams.

» 2018 GAME-BY-GAME

Tackles (Solo-Assisted-Total)
 APPALACHIAN STATE DNP; at Pittsburgh DNP; KENT STATE DNP; at Illinois 0-0-0; OHIO STATE 0-0-0; MICHIGAN STATE 0-1-1; Indiana 0-0-0; IOWA 0-0-0; at Michigan 0-0-0.

» HARTLAUB'S CAREER STATISTICS & GAME HIGHS

	UA-A	TK	FF	FR	I	PBU	SACK	TFL
2018	0-1	1	-	-	-	-	-	-
CAREER	0-1	1	-	-	-	-	-	-

Tackles 1; Michigan State, 10/13/18



MAC HIPPENHAMMER 12
 Wide Receiver | 5-11 | 185
 Sophomore/Freshman
 Fort Wayne, Ind./R. Nelson Snider
 Major: Division of Undergraduate Studies

» 2018
Season: Appeared in nine games, including one start...One of 34 players to make their Penn State debut this season... One of 15 players to make their first career start this season...Plays infield and outfield for the Penn State baseball team.

Appalachian State (9/1): Made his first career appearance, seeing time on offense. **at Pittsburgh (9/8):** Made an 11-yard touchdown grab... Became the first PSU player to have a touchdown on his first career reception since Irvin Charles in 2016 against Minnesota. **at Illinois (9/21):** Made a diving 44-yard catch in the fourth quarter. **Ohio State (9/29):** Caught a 21-yard pass. **Michigan State (10/13):** Hauled in a career-high three passes for 27 yards...Had a 21-yard catch in the fourth quarter. **at Michigan (11/3):** Earned his first career start.

» 2018 GAME-BY-GAME

Receiving (Receptions-Yards-TD)
 APPALACHIAN STATE 0-0-0; at Pittsburgh 1-11-1; KENT STATE 0-0-0; at Illinois 1-44-0; OHIO STATE 1-21-0; MICHIGAN STATE 3-27-0; at Indiana 0-0-0; IOWA 0-0-0; at Michigan 0-0-0.

» HIPPENHAMMER'S CAREER STATISTICS & GAME HIGHS

	Att.-Yds.	Avg.	TD	LG	Rec.-Yds.	Avg.	TD	LG
2018	-	-	-	-	6-103	17.2	1	44
CAREER	-	-	-	-	6-103	17.2	1	44

Receptions 3; Michigan State, 10/13/18
Receiving Yards 44; at Illinois, 9/21/18
Receiving Touchdowns 1; at Pittsburgh, 9/8/18
Long Reception 44 yards; at Illinois, 9/21/18



JONATHAN HOLLAND 18
 Tight End/H-Back | 6-4 | 252
 Senior/Junior
 Brandywine, Md./The Bullis School
 Major: Labor & Employment Relations

» 2018
Awards: Among the candidates on the preseason watch list for the Mackey Award, given to the most outstanding tight end.

Season: Made seven appearances, including four starts.
Appalachian State (9/1): Earned his first career start...Caught two passes for 36 yards, including a career-best 29-yard reception. **at Pittsburgh (9/8):** Caught two passes for 25 yards, including a 22-yard reception in the first quarter. **Kent State (9/15):** Saw time on offense. **at Illinois (9/21):** Set career highs with three catches for 53 yards...Made a 21-yard grab in the first quarter.

» 2018 GAME-BY-GAME

Receiving (Receptions-Yards-TD)
 APPALACHIAN STATE 2-36-0; at Pittsburgh 2-25-0; KENT STATE 0-0-0; at Illinois 3-53-0; OHIO STATE DNP; MICHIGAN STATE DNP; at Indiana 0-0-0; IOWA 0-0-0; at Michigan 0-0-0.

» HOLLAND'S CAREER STATISTICS & GAME HIGHS

	Att.-Yds.	Avg.	TD	LG	Rec.-Yds.	Avg.	TD	LG
2016	-	-	-	DNP	-	-	-	-
2017	-	-	-	-	3-16	5.3	-	8
2018	-	-	-	-	7-114	16.3	-	29
CAREER	-	-	-	-	10-130	13.0	-	29

Receptions 3; at Illinois, 9/21/18
Receiving Yards 53; at Illinois, 9/21/18
Longest Reception 29 yards; Appalachian State, 9/1/18

NOTE: Has two career kickoff returns for 9 yards, both coming at Ohio State (2017).



DES HOLMES 75
 Offensive Line | 6-5 | 306
 Sophomore/Freshman
 Norristown, Pa./Cardinal O'Hara
 Major: Division of Undergraduate Studies

» 2018
Season: Appeared in four games this season...One of 34 players to make their Penn State debut this year.

at Pittsburgh (9/8): Saw time on offense. **Kent State (9/15):** Earned playing time on offense and special teams. **at Illinois (9/21):** Saw game action on offense and special teams. **Michigan State (10/13):** Saw playing time on special teams.



DONOVAN JOHNSON 2
 Cornerback | 5-9 | 186
 Sophomore/Freshman
 Detroit, Mich./Cass Tech
 Major: Division of Undergraduate Studies

» 2018
Season: Appeared in eight games...One of 34 players to make their Penn State debut this year.

Appalachian State (9/1): Made his first career appearance, seeing time on defense and special teams...Recorded two tackles and a QB hurry. **at Pittsburgh (9/8):** Saw playing time on defense and special teams. **Kent State (9/15):** Made one stop and broke up a pass. **at Illinois (9/21):** Recorded two tackles, including one solo. **Michigan State (10/13):** Tallied a career-high four tackles, making three solo stops...Broke up a pass. **at Indiana (10/20):** Posted two tackles and broke up a pass. **Iowa (10/27):** Saw playing time on defense and special teams. **at Michigan (11/3):** Recorded a solo tackle.

» 2018 GAME-BY-GAME

Tackles (Solo-Assisted-Total)
 APPALACHIAN STATE 1-1-2; at Pittsburgh 0-0-0; KENT STATE 1-0-1; at Illinois 1-1-2; OHIO STATE DNP; MICHIGAN STATE 3-1-4; at Indiana 2-0-2; IOWA 0-0-0; at Michigan 1-0-1.

» D. JOHNSON'S CAREER STATISTICS & GAME HIGHS

	UA-A	TK	FF	FR	I	PBU	SACK	TFL
2018	9-3	12	-	-	-	3	-	-
CAREER	9-3	12	-	-	-	3	-	-

Tackles 4; Michigan State, 10/13/18
Pass Breakups 1; Three Times: Last at Indiana, 10/20/18



JAN JOHNSON 36
 Linebacker | 6-2 | 231
 Senior/Junior
 Mohnton, Pa./Governor Mifflin
 Major: Master's of Management & Organizational Leadership

» 2018
Awards: Named to the Pro Football Focus Big Ten Team of the Week (11/6) following the Michigan game.

Season: Made nine starts...One of 15 players to make their first career start this year...One of 10 Penn Staters to enter 2018 having already earned a degree...Graduated with his degree in psychology in August 2018...Was placed on scholarship on October 18.

Appalachian State (9/1): Made his first career start, lining up at middle linebacker...Led the Nittany Lions with a career-high 11 tackles, including four solo. **at Pittsburgh (9/8):** Recorded five tackles, two solo, and a half-sack. **Kent State (9/15):** Collected two tackles. **at Illinois (9/21):** Tallied six stops...Earned his first career interception in the fourth quarter. **Ohio State (9/29):** Recorded five tackles...Made four solo stops. **Michigan State (10/13):** Collected five tackles, including two solo. **at Indiana (10/20):** Tallied three stops, including two solo. **Iowa (10/27):** Registered four tackles, including two solo. **at Michigan (11/3):** Collected 10 tackles, seven solo...Matched a career best with a full tackle for loss and had his first career pass breakup.

» 2018 GAME-BY-GAME

Tackles (Solo-Assisted-Total)
 APPALACHIAN STATE 4-7-11; at Pittsburgh 2-3-5; KENT STATE 2-0-2; at Illinois 5-1-6; OHIO STATE 4-1-5; MICHIGAN STATE 2-3-5; at Indiana 2-1-3; IOWA 2-2-4; at Michigan 7-3-10.

» JA. JOHNSON'S CAREER STATISTICS & GAME HIGHS

	UA-A	TK	FF	FR	I	PBU	SACK	TFL
2016	1-1	2	-	-	-	-	-	-
2017	6-6	12	-	-	-	-	-	1.0-1
2018	30-21	51	-	-	1	1	0.5-1	1.5-4
CAREER	37-28	65	-	-	1	1	0.5-1	2.5-5

Tackles 11; Appalachian State, 9/1/18
Tackles for Loss 1.0; Twice: Last at Michigan, 11/3/18
Sacks 0.5; at Pittsburgh, 9/8/18
Interceptions 1; at Illinois, 9/21/18
Pass Breakups 1; at Michigan, 11/3/18

Note: Has one career kickoff return for 7 yards (Nebraska, 2018).



JUWAN JOHNSON 84
Wide Receiver | 6-4 | 231
Senior/Junior
Glassboro, N.J./Glassboro
Major: Telecommunications

» CAREER NOTES & RECORDS

Career: Became the 32nd player in Penn State history to pass the 1,000-yard receiving mark...Ranks 27th at PSU in career receiving yards (1,064).

Season: 2017: Finished the season tied for No. 12 on the single-season receptions list (54)...Ranked No. 19 at season's end in single-season receiving yards (701).

» 2018

Season: Appeared in eight games, making seven starts.

Appalachian State (9/1): Caught six passes for 67 yards, with a long grab of 17 yards...Had back-to-back catches on the opening drive of the third quarter to help setup a touchdown. **at Pittsburgh (9/8):** Made two grabs for 23 yards. **at Illinois (9/21):** Hauled in a team-high four catches for 51 yards...Caught a 19-yard touchdown in the fourth quarter. **Ohio State (9/29):** Made five grabs for 61 yards...Hauled in a spectacular one-handed catch for a 31-yard reception. **Michigan State (10/13):** Caught two passes for 19 yards. **at Indiana (10/20):** Hauled in two catches for 72 yards...Made a career-long 59-yard grab in the second quarter.

» 2018 GAME-BY-GAME

Receiving (Receptions-Yards-TD)

APPALACHIAN STATE 6-67-0; at Pittsburgh 2-23-0; KENT STATE 0-0-0; at Illinois 4-51-1; OHIO STATE 5-61-0; MICHIGAN STATE 2-19-0; at Indiana 2-72-0; IOWA 0-0-0; at Michigan DNP.

» JU. JOHNSON'S CAREER STATISTICS & GAME HIGHS

	Att.-Yds.	Avg.	TD	LG	Rec.-Yds.	Avg.	TD	LG
2016	-	-	-	-	2-70	35.0	-	43
2017	-	-	-	-	54-701	12.9	1	43
2018	-	-	-	-	21-293	13.9	1	59
CAREER	-	-	-	-	77-1,064	13.8	2	59

Receptions 7; at Iowa, 9/23/17
Receiving Yards 105; Nebraska, 11/18/17
Receiving Touchdowns 1; Twice: Last at Illinois, 9/21/18
Longest Reception 59 yards; at Indiana, 10/20/18

Tackles 2; Twice: Last vs. USC, 1/2/17
Blocked Punt 1; at Rutgers, 11/19/16

NOTE: Has nine career special teams tackles...Has two career kickoff returns for 2 yards.



ELLISON JORDAN 42
Defensive Tackle | 6-0 | 305
Junior/Sophomore
Upper Marlboro, Md./Gilman School
Major: Communications Arts and Sciences

» 2018

Season: Appeared in three games.

Appalachian State (9/1): Played on defense and special teams. **at Pittsburgh (9/8):** Helped to cause a safety in the third quarter as he was held in the end zone. **Kent State (9/15):** Recorded two tackles, including a full sack.

» 2018 GAME-BY-GAME

Tackles (Solo-Assisted-Total)

APPALACHIAN STATE 0-0-0; at Pittsburgh 0-0-0; KENT STATE 1-1-2; at Illinois DNP; OHIO STATE DNP; MICHIGAN STATE DNP; at Indiana DNP; IOWA DNP; at Michigan DNP.

» JORDAN'S CAREER STATISTICS & GAME HIGHS

	UA-A	TK	FF	FR	I	PBU	SACK	TFL
2017	1-8	9	-	-	-	1	0.5-3	0.5-3
2018	1-1	2	-	-	-	-	1.0-5	1.0-5
CAREER	2-9	11	-	-	-	1	1.5-8	1.5-8

Tackles 2; Three: Last Kent State, 9/15/18
Tackles for Loss 1.0; Kent State, 9/15/18
Sacks 1.0; Kent State, 9/15/18
Pass Breakups 1; Georgia State, 9/16/17



DANIEL JOSEPH 49
Defensive End | 6-3 | 250
Sophomore/Freshman
Brampton, Ont./Lake Forest Academy (Ill.)
Major: Labor & Employment Relations

» 2018

Season: Appeared in nine games.

Appalachian State (9/1): Played on defense...Assisted on a tackle. **at Pittsburgh (9/8):** Tied a career high with four tackles, two solo...Added a sack, tying a career best, and causing a 9-yard loss. **Kent State (9/15):** Assisted on a tackle and broke up a pass. **at Illinois (9/21):** Assisted on a tackle. **Ohio State (9/29):** Made two tackles, including one solo stop.

» 2018 GAME-BY-GAME

Tackles (Solo-Assisted-Total)

APPALACHIAN STATE 0-1-1; at Pittsburgh 2-2-4; KENT STATE 0-1-1; at Illinois 0-1-1; OHIO STATE 1-1-2; MICHIGAN STATE 0-0-0; at Indiana 0-0-0; IOWA 0-0-0; at Michigan 0-0-0.

» JOSEPH'S CAREER STATISTICS & GAME HIGHS

	UA-A	TK	FF	FR	I	PBU	SACK	TFL
2017	6-5	11	1	-	-	-	2.5-8	3.5-11
2018	3-6	9	-	-	-	1	1.0-9	1.0-9
CAREER	9-11	20	1	-	-	1	3.5-17	4.5-20


Tackles 4; Twice: Last at Pittsburgh, 9/8/18

Tackles for Loss 2.0; Georgia State, 9/16/17

Sacks 1.0; Twice: Last at Pittsburgh, 9/8/18

Forced Fumbles 1; Georgia State, 9/16/17

Pass Breakups 1; Kent State, 9/15/18



ZACK KUNTZ 82
Tight End/H-Back | 6-7 | 235
Freshman/Freshman
Camp Hill, Pa./Camp Hill
Major: Division of Undergraduate Studies

» 2018

Season: Appeared in one game...One of 15 true freshmen to make their debut this season...One of 34 players to make their Penn State debut this year.

Kent State (9/15): Made his collegiate debut...Caught an 8-yard pass. **Iowa (10/27):** Named the coaching staff's Scout Team Offensive Player of the Week.

» 2018 GAME-BY-GAME

Receiving (Receptions-Yards-TD)

APPALACHIAN STATE DNP; at Pittsburgh DNP; KENT STATE 1-8-0; at Illinois DNP; OHIO STATE DNP; MICHIGAN STATE DNP; at Indiana DNP; IOWA 0-0-0; at Michigan DNP.

» KUNTZ'S CAREER OFFENSIVE STATISTICS & GAME HIGHS

	Att.-Yds.	Avg.	TD	LG	Rec.-Yds.	Avg.	TD	LG
2018	-	-	-	-	1-8	8.0	-	8
CAREER	-	-	-	-	1-8	8.0	-	8

Receptions 1; Kent State, 9/15/18

Receiving Yards 8; Kent State, 9/15/18

Longest Reception 8 yards; Kent State, 9/15/18



JESSE LUKETA 40
Linebacker | 6-3 | 236
Freshman/Freshman
Ottawa, Ont./Mercyhurst Prep (Pa.)
Major: Division of Undergraduate Studies

» 2018

Season: Appeared in nine games...One of 15 true freshmen to make their debut this season...One of 34 players to make their Penn State debut this year.

Appalachian State (9/1): Saw playing time on special teams. **at Pittsburgh (9/8):** Earned playing time on defense and special teams...Recorded a tackle. **Kent State (9/15):** Registered three tackles. **at Illinois (9/21):** Appeared on defense and special teams. **Ohio State (9/29):** Saw playing time on special teams. **Michigan State (10/13):** Assisted on a tackle on a kick return. **at Indiana (10/20):** Earned playing time on special teams. **Iowa (10/27):** Made a tackle on a punt return. **at Michigan (11/3):** Saw playing time on defense and special teams.

» 2018 GAME-BY-GAME

Tackles (Solo-Assisted-Total)

APPALACHIAN STATE 0-0-0; at Pittsburgh 1-0-1; KENT STATE 3-0-3; at Illinois 0-0-0; OHIO STATE 0-0-0; MICHIGAN STATE 0-1-1; at Indiana 0-0-0; IOWA 1-0-1; at Michigan 0-0-0.

» LUKETA'S CAREER STATISTICS & GAME HIGHS

	UA-A	TK	FF	FR	I	PBU	SACK	TFL
2018	5-1	6	-	-	-	-	-	-
CAREER	5-1	6	-	-	-	-	-	-

Tackles 3; Kent State, 9/15/18



ISAAC LUTZ 85
Wide Receiver | 5-11 | 183
Junior/Sophomore
Reading, Pa./Berks Catholic
Major: Corporate Innovation & Entrepreneurship

» 2018

Season: Appeared in eight games this season.

at Pittsburgh (9/8): Saw time on special teams. **Kent State (9/15):** Assisted on two tackles on kickoffs...Named the coaching staff's Co-Special Teams Player of the Week. **at Illinois (9/21):** Saw playing time on special teams. **Ohio State (9/29):** Earned playing time on special teams. **Michigan State (10/13):** Saw action on special teams. **at Indiana (10/20):** Saw playing time on special teams. **Iowa (10/27):** Earned action on special teams. **at Michigan (11/3):** Saw playing time on special teams.

» LUTZ'S CAREER STATISTICS & GAME HIGHS

	UA-A	TK	FF	FR	I	PBU	SACK	TFL
2017	-	-	-	-	-	-	-	-
2018	0-2	2	-	-	-	-	-	-
CAREER	0-2	2	-	-	-	-	-	-

Tackles 2; Kent State, 9/15/18



CONNOR MCGOVERN 66
 Offensive Line | 6-5 | 326
 Junior/Junior
 Larksville, Pa./Lake-Lehman
 Major: Agribusiness Management

» 2018

Awards: Among the candidates on the preseason watch list for the Rimmington Trophy, given to the nation's top center, and the Outland Trophy, which is awarded to the top collegiate interior lineman.

Season: Made nine starts at right guard.

Appalachian State (9/1): Helped the Nittany Lion offense to 434 yards, including 204 on the ground...Cleared the way for five rushing touchdowns, including two by Trace McSorley and two by Miles Sanders... Helped McSorley to collect his 17th game with a passing and a rushing touchdown...Sanders had 91 yards, while Ricky Slade scored his first career touchdown, a 27-yard run. **at Pittsburgh (9/8):** Part of an offensive line that aided the Nittany Lions to 390 total yards...Led the way for 211 yards on the ground and three rushing touchdowns...Protected McSorley as he earned his 18th game with a passing and a rushing touchdown...Helped Miles Sanders collect his first career 100-yard game. **Kent State (9/15):** Led the way as the Nittany Lions totaled 643 yards, PSU's most in a game since 1995...Helped Trace McSorley to find the end zone three times on the ground and connect on two passing touchdowns...Aided the Nittany Lions to six rushing touchdowns and three through the air. **at Illinois (9/21):** Paved the way as the Nittany Lions gained 591 yards, including 387 on the ground, PSU's third-highest total in a Big Ten game in program history...Helped Miles Sanders to become the sixth Nittany Lion to rush for 200 yards and three touchdowns in a game...Aided Sanders, Ricky Slade (94 yards) and Trace McSorley (92) to career highs on the ground...Helped McSorley record his ninth game with three or more touchdown passes. **Ohio State (9/29):** Helped the Nittany Lions to 492 total yards, including 206 on the ground and 286 in the air...Led the way as Trace McSorley set a program record with 461 yards of total offense...Paved the way for McSorley to rush for a career-high 175 yards and KJ Hamler to earn his first 100-yard receiving game. **Michigan State (10/13):** Helped the Penn State offense to 397 total yards, including 205 on the ground against the nation's No. 1 rush defense...Led the way for Miles Sanders' third 100-yard game of the season...Helped Sanders to runs of 48 and 78 yards...Aided Trace McSorley to post his 34th-straight game with a passing touchdown. **at Indiana (10/20):** Helped the Nittany Lions to post 417 total yards, including 243 through the air...Led the way as Trace McSorley recorded his second career 100-yard rushing game with two rushing touchdowns... Paved the way for Miles Sanders' 126 all-purpose yards, including 72 yards and a touchdown on the ground...Helped McSorley to post his 26th career 200-yard passing game. **Iowa (10/27):** Led the way as Penn State gained 312 total yards, including 118 rushing...Helped Trace McSorley to post his 20th career game with a passing and a rushing touchdown, including a 51-yard touchdown run in the third quarter, only the second run of 20 or more yards allowed by Iowa this season. **at Michigan (11/3):** Helped Tommy Stevens to rush for an 8-yard touchdown...Blocked for Trace McSorley as he reached the 9,000 career passing yards mark.



ZECH MCPHEARSON 14
 Cornerback | 5-11 | 184
 Junior/Sophomore
 Columbia, Md./Riverdale Baptist School
 Major: Labor & Employment Relations

» 2018

Season: Appeared in nine games.

Appalachian State (9/1): Registered two tackles, including one solo. **at Pittsburgh (9/8):** Set a career best with four tackles, three solo...Added his first career tackle for loss. **Kent State (9/15):** Made a solo tackle and broke up a pass. **at Illinois (9/21):** Broke up a pass.

» 2018 GAME-BY-GAME

Tackles (Solo-Assisted-Total)

APPALACHIAN STATE 1-1-2; at Pittsburgh 3-1-4; KENT STATE 1-0-1; at Illinois 0-0-0; OHIO STATE 0-0-0; MICHIGAN STATE 0-0-0; at Indiana 0-0-0; IOWA 0-0-0; at Michigan 0-0-0.

» MCPHEARSON'S CAREER STATISTICS & GAME HIGHS

	UA-A	TK	FF	FR	I	PBU	SACK	TFL
2017	5-3	8	-	1	-	1	-	-
2018	5-2	7	-	-	-	2	-	1.0-3
CAREER	10-5	15	-	1	-	3	-	1.0-3

Tackles 4; at Pittsburgh, 9/8/18
Tackles for Loss 1.0; at Pittsburgh, 9/8/18
Fumble Recoveries 1; at Maryland, 11/25/17
Pass Breakups 1; Three Times: Last at Illinois, 9/21/18



TRACE MCSORLEY 9
 Quarterback | 6-0 | 203
 Graduate/Senior
 Ashburn, Va./Briar Woods
 Major: Journalism (2nd degree)

» CAREER NOTES & RECORDS

Career: Records Set: Holds Penn State's career records for: passing yards (9,080), passing touchdowns (71), total offense (10,590), rushing touchdowns by a quarterback (27), touchdowns responsible for (98), 300-yard passing games (10) and 200-yard passing games (26). **Rankings:** Is No. 3 in program history with 28 wins as a starting quarterback...Moved past Christian Hackenberg (8,457; 2013-15) for the top spot on the Penn State career passing yards list vs. Michigan State...Sits atop the Penn State career lists for passing efficiency (151.0) and second in completion percentage (59.7)...Ranks third in Big Ten history with 98 touchdowns responsible for behind only Ohio State's JT Barrett (147; 2014-17) and Purdue's Drew Brees (106; 1997-00)...Ranks 13th in Big Ten history in career passing yards...Ranks 11th in Big Ten history in total offense...Passed Zack Mills (606; 2009-12) for No. 2 on the career completions list...Is No. 2 at Penn State in career pass attempts (1,098). **Notable (Passing):** Is the only Penn State quarterback to throw for more than 9,000 career yards...Threw at least one touchdown pass in 34-straight games, from the 2016 TaxSlayer Bowl until Indiana in 2018, a Penn State record, which was previously held by Kerry Collins at 14-straight games from 1993-94...His streak is the fifth-longest in FBS Autonomy Five history...Has 23 career games with multiple passing touchdowns (one in 2015, eight in 2016, 10 in 2017, four in 2018)... Has nine career games with three or more touchdown passes...Is the only quarterback in Penn State history with 50-plus touchdown passes...Is the only Penn State quarterback with multiple 80-yard completions in a career...Is the only Penn State quarterback with multiple 3,000-yard passing seasons...Is one of seven quarterbacks in Big Ten history to have back-to-back 3,000-yard passing seasons...Became the second PSU player and 22nd in Big Ten history with over 8,000 career passing yards...Is only the third Penn State player to eclipse 7,000-yard passing yards mark, one of four Penn State passers to surpass 6,000 yards and one of nine to top the 5,000-yard plateau...Registered his school-record fourth career game with four-or-more touchdown passes vs. Georgia State (9/16/17), breaking a tie with Todd Blackledge and Hackenberg, who each had three such games in their career...One of five quarterbacks in Penn State history with multiple 300-yard passing games in a career, joining Hackenberg (9), Matt McGloin (6), Collins (4) and Clark (3)...Is one of two Penn State quarterbacks to complete 600 passes in a career. **Notable (Total Offense):** Owns 20 career games with both a rushing and passing touchdown (seven in 2016, nine in 2017, four in 2018)...Became the first Penn State player and 11th in Big Ten

history to eclipse the 10,000-yard mark in total offense...Is the first Penn State player to surpass 9,000 total yards, the second Penn Stater to eclipse the 8,000-yard mark in total offense, the third player to surpass 7,000 total offense yards, the fifth player to top the 6,000-yard mark and is 1-of-10 to eclipse the 5,000-yard mark...**Notable (Rushing):** Is one of two Penn State quarterbacks with more than 1,000 rushing yards, joining Michael Robinson (1,637; 2002-05)...Is the 44th player in school history to rush for more than 1,000 yards...First Penn State quarterback with at least three rushing touchdowns in at least two career games since at least 1967...Is the first Penn State quarterback in program history with four consecutive games scoring both a rushing touchdown and passing touchdown (vs. Indiana, at Northwestern, vs. Michigan, at Ohio State; 2017).

Season: Records Set: Owns Penn State's single-season records for: passing yards (3,614; 2016), completions (284; 2017), passing touchdowns (29; 2016), rushing touchdowns by a quarterback (11; 2017), total offense (4,061; 2017), touchdowns responsible for (37; 2017), 300-yard passing games (5; 2016, 2017) and is tied for the top spot in 200-yard passing games (11; 2016, 2017). **2017:** Became the second player in Big Ten history with 25 passing touchdowns and 10 rushing scores in a season, joining Ohio State's J.T. Barrett (2014 & 2017)...Set the Penn State single-season record with 39 touchdowns responsible for, besting his 36 touchdowns from 2016...Owns the top-two spots in program history for passing touchdowns in a season, ranking No. 1 with 29 in 2016 and No. 2 with 28 in 2017...Ranks tied for seventh (2016) and 10th (2017) in Big Ten season history...Became the first Penn Stater to eclipse the 4,000-yard total offense mark in a season, finishing 2016 with a school-record 4,061 yards, which ranks No. 6 in Big Ten history...Ranks No. 2 in single-season passing yardage with a junior-record 3,570 yards, trailing only his 3,614 yards from 2016...Owns the single-season completions mark (284), passing McGloin (270; 2012) and Christian Hackenberg (270; 2014)...Finished No. 2 on the single-season completion percentage charts (66.5), behind only Kerry Collins (66.7; 1994)...Finished the season ranked No. 3 on the single-season passing efficiency list (153.7)...Teamed with Saquon Barkley (18) as the third set of Penn Staters with 10-plus rushing touchdowns in a single season, joining Evan Royster (12) and Darryll Clark (10) in 2008 and Charlie Pittman (10) and Lydell Mitchell (10) in 1969...Tied with Michael Robinson (2005) for the most rushing touchdowns by a Penn State quarterback in a single season at 11...Is No. 16 on Penn State's single-season charts with 11 rushing touchdowns...Finished No. 2 on the single-season quarterback rushing yards list with 491 yards, trailing Robinson (806; 2005), and is only the second Penn State quarterback to rush for more than 400 yards in a single season...Ranks No. 15 on the single-season total touchdowns scored charts (11). **2016:** Ranks No. 7 on the completions charts (224) and No. 6 on the Penn State single-season pass attempts (387) list...Is No. 2 in Penn State single-season pass efficiency rating at 156.9 in 2016 (Collins, 172.86; 1994)...Ranks No. 3 at Penn State with 9.33 yards per pass attempt in a single-season...Owns the Penn State record for 300-yard passing games in a single-season record with five in 2016...Tied the Penn State record for 200-yard passing games in a season with 11 in 2016 to equal the mark first set by McGloin (2012)...Became just the fourth Penn State quarterback to lead his team to 10 wins (11-3) in his first year as the starting quarterback, joining Clark in 2008 (11-2), Tom Shuman in 1973 (12-0) and Chuck Burkhart in 1968 (11-0)...Broke the sophomore season passing record previously held by Hackenberg (2,977; 2014) with 3,614 passing yards... Had a then-school-record 3,979 yards of total offense, topping the mark of 3,220 by McGloin in the 2012 season...Ranks No. 8 in Big Ten season history with 3,979 yards of total offense...Threw 29 touchdown passes to rank tied for No. 6 in Big Ten season history.

Game: Records Set: Established a Nittany Lion record with 461 total yards against Ohio State (9/29/18), including 286 passing and 175 rushing. **Rankings:** Owns eight of the top 22 single-game passing marks...Ranks No. 4 in Penn State history with 384 yards vs. Wisconsin (12/3/16), a Big Ten Championship Game record...Threw for a then-junior single-game-record 381 yards at Michigan State (11/4/17), a total that sits No. 5 on Penn State's single-game list, surpassing Kerry Collins' 352 yards at Michigan State in 1993...Ranks No. 7 (376; Michigan State, 2016); No. 13 (342; vs. Washington, 2017), No. 17 (335; Minnesota, 2016), No. 18 (332; at Pittsburgh & at Indiana, 2016) and No. 22 (325; Nebraska, 2017)... Completed 15-straight pass attempts at Northwestern (10/7/17) to break the Penn State record for consecutive completions, which was 14-straight completions by Collins at Minnesota in 1994...The 15 consecutive passes completed is tied for the third-most in a Big Ten Conference game with Purdue's Kyle Orton (at Wisconsin; 10/18/03)...Set the school record for

passing yards in a first half with 258 yards vs. Georgia State (9/16/17)... Became the first Penn State quarterback with multiple 400-yard total offense games accounting for 402 total offense yards (342 passing, 60 rushing) vs. Washington in the 2017 PlayStation Fiesta Bowl to rank No. 4 on the single-game charts...Was just the third Penn State quarterback to register more than 400 yards of total offense in a game, logging 408 total offense yards (335 passing, 73 rushing) vs. Minnesota (10/11/16) to rank No. 3 all-time...Set the Big Ten Championship Game records for passing yards (384) and passing touchdowns (4) vs. Wisconsin (12/3/16). **Notable:** Became the first Big Ten quarterback since Ohio State's Braxton Miller (vs. Michigan, 2013) to throw for two touchdowns and rush for three scores in the same game (at Illinois, 9/21/18)...Rushed for 175 yards against Ohio State (9/29/18), the most by a Penn State quarterback since Eugene "Shorty" Miller (250 vs. Carnegie Tech) in 1913.

Bowl: Owns the career bowl passing records for yardage (738), completions (64) and touchdown passes (8) in three bowl games played... His 32 completions and 342 yards passing vs. Washington in the 2017 PlayStation Fiesta Bowl both rank No. 2 in a single bowl game behind Christian Hackenberg's 34 completions and 371 passing yards in the 2014 New Era Pinstripe Bowl...Completed 78.0 percent of his passes (32-of-41) to set the single-game bowl completion percentage mark, passing Matt Knizner's previous mark of 72.7 percent (8-of-11) in the 1986 Orange Bowl...Ranks tied for No. 1 (4; 2017 Rose) and tied for No. 6 (2; 2017 Fiesta & 2016 TaxSlayer) on the single-game bowl passing touchdowns charts... Set the single-game bowl record with 402 yards of total offense in the 2017 PlayStation Fiesta Bowl.

» 2018

Awards: Named a National Football Foundation Scholar-Athlete, the 18th in program history...Finalist for the Campbell Trophy...Semifinalist for the Maxwell Award (national player of the year)...One of 10 candidates for the Johnny Unitas Golden Arm Award...Named to the Pro Football Focus Midseason All-Big Ten team...Named Rose Bowl Player of the Week and Senior Bowl Senior of the Week after the Ohio State (9/29) game...Named to the Pro Football Focus Big Ten Team of the Week following the Ohio State (9/29) game...Selected to the Pro Football Focus Big Ten Team of the Week following the Kent State (9/15) game...Candidate for the 2018 Senior CLASS Award...Among the candidates on the preseason watch list for the Maxwell Award, Davey O'Brien Award (nation's top quarterback), Wuerffel Trophy (college football's premier award for community service) and Walter Camp Award (national player of the year).

Season: Made nine starts...One of 10 Penn Staters to enter 2018 having already earned a degree...Graduated with his degree in accounting in May 2018.

Rankings: Leads the Big Ten and ranks No. 22 in the FBS with 13.47 yards per completion...Is No. 2 in the Big Ten with nine rushing touchdowns, good for No. 24 in the nation...Sits No. 9 in the Big Ten in rushing yards (611), rushing yards per game (67.9) and yards per carry (5.01)...Holds fifth in the Big Ten in total yards per game (258.0)...Is No. 25 in the FBS and No. 2 in the Big Ten with 126 points responsible for...Ranks No. 27 in the nation and No. 2 in the Big Ten with 14.0 points responsible for per game.

Appalachian State (9/1): Completed 20-of-35 passes for 229 yards and a touchdown...Rushed for 53 yards and two touchdowns, his second career multi-rushing touchdown game...On the game-tying drive, completed 5-of-6 passes for 47 yards, ending with a 15-yard touchdown throw to KJ Hamler. **at Pittsburgh (9/8):** Threw for 145 yards while completing 14-of-30 passes...Threw for two scores, connecting with KJ Hamler on a 14-yard throw and Mac Hippenhammer on an 11-yard touchdown...Rushed for 36 yards, including a 4-yard touchdown run and a 20-yard run. **Kent State (9/15):** Completed 11-of-22 passes for 229 yards and two scores...Added 54 yards and three touchdowns on the ground...Recorded his 19th game with both a passing and rushing touchdown and second game with at least three rushing touchdowns...Named the coaching staff's Offensive Player of the Week. **at Illinois (9/21):** Threw for 160 yards on 12-of-19 passing...Threw for three scores, his ninth game with three or more touchdown passes and 22nd career game with multiple passing touchdowns...Rushed for a career-best 92 yards on 15 carries... **Ohio State (9/29):** Set a program record with 461 yards of total offense... Completed 16-of-32 passes for 286 yards and two scores...Set career highs with 25 carries for 175 yards, including a 51-yard run...Collected his 23rd career game with multiple passing touchdowns and his first career game with 100 yards rushing. **Michigan State (10/13):** Threw for 192 yards,

completing 19-of-32 passes...Connected with KJ Hamler for a 5-yard touchdown pass...Passed Christian Hackenberg (8,457; 2013-15) for the Penn State career passing yards record...Rushed for 37 yards on 13 carries. **at Indiana (10/20):** Threw for 220 yards, completing 19-of-36 passes...Connected with Juwan Johnson for a 59-yard pass...Rushed for 107 yards and two touchdowns on 19 carries...Posted his second career 100-yard rushing game and fourth career game with multiple rushing touchdowns...Became the first PSU player and 11th in Big Ten history with 10,000 total yards in his career. **Iowa (10/27):** Threw for 167 yards on 11 completions...Found Pat Friermuth on an 18-yard touchdown pass...Rushed for 63 yards, including a 51-yard touchdown run, tying a career best...Collected his 20th career game with a passing and rushing touchdown...Named the coaching staff's Offensive Player of the Week. **at Michigan (11/3):** Completed five passes for 83 yards...Connected on a 25-yard pass with Pat Friermuth and a 20-yard pass with KJ Hamler...Passed the 9,000 career passing yards mark.

» 2018 GAME-BY-GAME

Passing (Comp.-Att.-Yds.-TD-INT)

APPALACHIAN STATE 20-35-229-1-0; at Pittsburgh 14-30-145-2-0; KENT STATE 11-22-229-2-1; at Illinois 12-19-160-3-1; OHIO STATE 16-32-286-2-0; MICHIGAN STATE 19-32-192-1-0; at Indiana 19-36-220-0-1; IOWA 11-25-167-1-1; at Michigan 5-13-83-0-1.

» MCSORLEY'S CAREER PASSING STATISTICS & GAME HIGHS

	C-A	Yds.	%	TD-INT	YPG	LG
2015	20-40	185	50.0	2-0	26.4	21
2016	224-387	3,614	57.9	29-8	258.1	80
2017	284-427	3,570	66.5	28-10	274.6	85
2018	127-243	1,711	52.3	12-4	190.1	93
CAREER	655-1,098	9,080	59.7	71-22	211.2	93

Pass Completions 32; vs. Washington, 12/30/17
Pass Attempts 48; at Iowa, 9/23/17
Passing Yards 384; vs. Wisconsin, 12/3/16
Passing Touchdowns 4; Three Times: Last Georgia State, 9/16/17
Long Pass 93 yards; Ohio State, 9/29/18

200-yard Passing Games 26; Last at Indiana (220), 10/20/18
300-yard Passing Games 10; Last vs. Washington (342), 12/30/17
2 or More Passing Touchdowns 23 games; Last Ohio State (2), 9/29/18
3 or More Passing Touchdowns 9 games; Last at Illinois (3), 9/21/18
4 or More Passing Touchdowns 3 games; Last Georgia State, 9/16/17

» 2018 GAME-BY-GAME

Rushing (Carries-Yards-TD)

APPALACHIAN STATE 12-53-2; at Pittsburgh 5-36-1; KENT STATE 9-54-3; at Illinois 15-92-0; OHIO STATE 25-175-0; MICHIGAN STATE 13-37-0; at Indiana 19-107-2; IOWA 12-63-1; at Michigan 12--(6)-0.

» MCSORLEY'S CAREER OFFENSIVE STATISTICS & GAME HIGHS


	Att.-Yds.	Avg.	TD	LG	Rec.-Yds.	Avg.	TD	LG
2015	13-43	3.3	1	14	-	-	-	-
2016	146-365	2.5	7	26	-	-	-	-
2017	144-491	3.4	11	36	-	-	-	-
2018	122-611	5.0	9	51	-	-	-	-
CAREER	425-1,510	3.6	27	51	-	-	-	-

Rush Attempts 25; Ohio State, 9/29/18
Rush Yards 175; Ohio State, 9/29/18
Rushing Touchdowns 3; Twice: Last Kent State, 9/15/18
Long Rush 51 yards; Twice: Last Iowa, 10/27/18

100-yard Rushing Games 2; Last at Indiana (107), 10/20/18
Games with 2 or More Rushing Touchdowns 4; Last at Indiana (2), 10/20/18
Games with 3 or More Rushing Touchdowns 2; Last Kent State (3), 9/21/18
Games with Both Rushing and Passing TD 20; Last Iowa, 10/27/18

Total Offense Yards 461; Ohio State, 9/29/18
All-Purpose Yards 175; Ohio State, 9/29/18

NOTE: Has three career tackle (one vs. Michigan, 2017; one vs. Kent State, 2018; one vs. Illinois, 2018).



MICHAL MENET

Offensive Line | 6-4 | 306
 Junior/Sophomore
 Birdsboro, Pa./Exeter Township Senior
 Major: Psychology

» 2018

Season: Made nine starts at center.

Appalachian State (9/1): Helped the Nittany Lion offense to 434 yards, including 204 on the ground...Cleared the way for five rushing touchdowns, including two by Trace McSorley and two by Miles Sanders... Helped McSorley to collect his 17th game with a passing and a rushing touchdown...Sanders had 91 yards, while Ricky Slade scored his first career touchdown, a 27-yard run. **at Pittsburgh (9/8):** Part of an offensive line that aided the Nittany Lions to 390 total yards...Led the way for 211 yards on the ground and three rushing touchdowns...Protected McSorley as he earned his 18th game with a passing and a rushing touchdown...Helped Miles Sanders collect his first career 100-yard game. **Kent State (9/15):** Led the way as the Nittany Lions totaled 643 yards, PSU's most in a game since 1995...Helped Trace McSorley to find the end zone three times on the ground and connect on two passing touchdowns...Aided the Nittany Lions to six rushing touchdowns and three through the air. **at Illinois (9/21):** Paved the way as the Nittany Lions gained 591 yards, including 387 on the ground, PSU's third-highest total in a Big Ten game in program history...Helped Miles Sanders to become the sixth Nittany Lion to rush for 200 yards and three touchdowns in a game...Aided Sanders, Ricky Slade (94 yards) and Trace McSorley (92) to career highs on the ground...Helped McSorley record his ninth game with three or more touchdown passes. **Ohio State (9/29):** Helped the Nittany Lions to 492 total yards, including 206 on the ground and 286 in the air...Led the way as Trace McSorley set a program record with 461 yards of total offense...Paved the way for McSorley to rush for a career-high 175 yards and KJ Hamler to earn his first 100-yard receiving game. **Michigan State (10/13):** Helped the Penn State offense to 397 total yards, including 205 on the ground against the nation's No. 1 rush defense...Led the way for Miles Sanders' third 100-yard game of the season...Helped Sanders to runs of 48 and 78 yards...Aided Trace McSorley to post his 34th-straight game with a passing touchdown. **at Indiana (10/20):** Helped the Nittany Lions to post 417 total yards, including 243 through the air...Led the way as Trace McSorley recorded his second career 100-yard rushing game with two rushing touchdowns... Paved the way for Miles Sanders' 126 all-purpose yards, including 72 yards and a touchdown on the ground...Helped McSorley to post his 26th career 200-yard passing game. **Iowa (10/27):** Led the way as Penn State gained 312 total yards, including 118 rushing...Helped Trace McSorley to post his 20th career game with a passing and a rushing touchdown, including a 51-yard touchdown run in the third quarter, only the second run of 20 or more yards allowed by Iowa this season. **at Michigan (11/3):** Helped Tommy Stevens to rush for an 8-yard touchdown...Blocked for Trace McSorley as he reached the 9,000 career passing yards mark.



JARVIS MILLER 9

Linebacker | 6-2 | 219
Senior/Junior
Suffield, Conn./Windsor Locks/Suffield/East Granby
Major: Criminology

» 2018

Season: Appeared in nine games.

Appalachian State (9/1): Made two stops, including one for loss. **at Pittsburgh (9/8):** Assisted on a tackle and recovered a fumble on a botched punt attempt. **Kent State (9/15):** Assisted on one tackle. **at Illinois (9/21):** Recorded one tackle. **at Indiana (10/20):** Posted one tackle. **Iowa (10/27):** Assisted on a tackle on a punt return. **at Michigan (11/3):** Registered one tackle.

» 2018 GAME-BY-GAME

Tackles (Solo-Assisted-Total)

APPALACHIAN STATE 1-1-2; at Pittsburgh 0-1-1; KENT STATE 0-1-1; at Illinois 1-0-1; OHIO STATE 0-0-0; MICHIGAN STATE 0-0-0; at Indiana 0-1-1; IOWA 0-1-1; at Michigan 1-0-1.

» J. MILLER'S CAREER STATISTICS & GAME HIGHS

	UA-A	TK	FF	FR	I	PBU	SACK	TFL
2016	2-3	5	-	-	-	-	-	-
2017	5-5	10	-	-	-	1	1.0-1	1-0-1
2018	3-5	8	-	1	-	-	-	1.0-6
CAREER	10-13	23	-	1	-	1	1.0-1	2.0-7

Tackles 5; Akron, 9/2/17
Sacks 1.0; Akron, 9/2/17
Tackles for Loss 1.0; Twice: Last vs. Appalachian State, 9/1/18
Pass Breakups 1; at Northwestern, 10/7/18
Fumble Recoveries 1; at Pittsburgh, 9/8/18



SHAREEF MILLER 48

Defensive End | 6-5 | 259
Senior/Junior
Philadelphia, Pa./George Washington
Major: Rehabilitation & Human Services

» 2018

Awards: Among the candidates on the preseason watch list for the Bednarik Award, given to the national defensive player of the year.

Season: Made nine starts.

Appalachian State (9/1): Recorded three tackles and a tackle for loss... Named the coaching staff's Defensive Player of the Week. **at Pittsburgh (9/8):** Made two tackles for loss, including a solo sack. **Kent State (9/15):** Recorded a career best three tackles for loss and tied a career high with two sacks... Named the coaching staff's Defensive Player of the Week. **at Illinois (9/21):** Had two QB hurries. **Ohio State (9/29):** Matched a career-best with five tackles... Made three solo stops... Assisted on a tackle for loss. **Michigan State (10/13):** Recorded two solo tackles, both for loss... Registered a sack and a QB hurry. **Iowa (10/27):** Collected two tackles and a QB hurry. **at Michigan (11/3):** Made four stops, including two solo.

» 2018 GAME-BY-GAME

Tackles (Solo-Assisted-Total)

APPALACHIAN STATE 1-2-3; at Pittsburgh 2-0-2; KENT STATE 3-0-3; at Illinois 0-0-0; OHIO STATE 3-2-5; MICHIGAN STATE 2-0-2; at Indiana 0-0-0; IOWA 2-0-2; at Michigan 2-2-4.

» S. MILLER'S CAREER STATISTICS & GAME HIGHS

	UA-A	TK	FF	FR	I	PBU	SACK	TFL
2016	13-9	22	1	-	-	-	2.0-18	5.5-27
2017	20-17	37	-	1	-	-	5.0-30	11.0-51
2018	15-6	21	-	-	-	-	4.0-32	8.5-44
CAREER	48-32	80	1	1	-	-	11.0-80	26.0-122

Tackles 5; Four Times: Last Ohio State, 9/28/18
Sacks 2.0; Twice: Last Kent State, 9/15/18
Tackles for Loss 3.0; Kent State, 9/15/18
Forced Fumbles 1; at Indiana, 11/12/16
Fumble Recoveries 1; at Ohio State, 10/28/17



MIKE MIRANDA 73

Offensive Line | 6-3 | 303
Sophomore/Freshman
Stow, Ohio/Stow-Munroe Falls
Major: Division of Undergraduate Studies

» 2018

Season: Appeared in nine games... One of 34 players to make their Penn State debut this season.

Appalachian State (9/1): Made his first career appearance, appearing on special teams. **at Pittsburgh (9/8):** Saw time on special teams. **Kent State (9/15):** Saw playing time on offense and special teams. **at Illinois (9/21):** Saw game action on offense and special teams. **Ohio State (9/29):** Saw playing time on special teams. **Michigan State (10/13):** Earned time on special teams. **at Indiana (10/20):** Saw action on special teams. **Iowa (10/27):** Received playing time on special teams. **at Michigan (11/3):** Saw playing time on special teams.



AYRON MONROE 23

Safety | 5-11 | 207
Senior/Junior
Largo, Md./Saint Johns College H.S.
Major: Information Sciences & Technology

» 2018

Season: Appeared in nine games.

Appalachian State (9/1): Played on defense and special teams. **at Pittsburgh (9/8):** Recorded two tackles, one solo... Made his first career fumble recovery. **Kent State (9/15):** Made three stops, with two solo. **at Illinois (9/21):** Saw time on defense, assisting on a tackle. **Ohio State (9/29):** Saw action on special teams. **Michigan State (10/13):** Earned playing time on special teams. **at Indiana (10/20):** Saw playing time on special teams. **Iowa (10/27):** Registered two tackles, including one solo. **at Michigan (11/3):** Earned playing time on defense and special teams.

» 2018 GAME-BY-GAME

Tackles (Solo-Assisted-Total)

APPALACHIAN STATE 0-0-0; at Pittsburgh 1-1-2; KENT STATE 2-1-3; at Illinois 0-1-1; OHIO STATE 0-0-0; MICHIGAN STATE 0-0-0; at Indiana 0-0-0; IOWA 1-1-2; at Michigan 0-0-0.

» MONROE'S CAREER STATISTICS & GAME HIGHS

	UA-A	TK	FF	FR	I	PBU	SACK	TFL
2016	3-9	12	-	-	-	1	-	-
2017	8-10	18	-	-	-	1	0.5-2	1.5-5
2018	4-4	8	-	1	-	-	-	-
CAREER	15-23	38	-	1	-	2	0.5-2	1.5-5

Tackles 7; Rutgers, 11/11/17
Tackles for Loss 1.0; Georgia State, 9/16/17
Sacks 0.5; Rutgers, 11/11/17
Pass Breakups 1; Twice: Last Georgia State, 9/16/17
Fumble Recoveries 1; at Pittsburgh, 9/8/18



PJ MUSTIPHER 93

Defensive Tackle | 6-4 | 305
Freshman/Freshman
Owings Mills, Md./McDonogh School
Major: Division of Undergraduate Studies

» 2018

Season: Appeared in eight games... One of 15 true freshmen to make their debut this year... One of 34 players to make their Penn State debut this season.

Appalachian State (9/1): Made his first career appearance... Assisted on a tackle. **at Pittsburgh (9/8):** Made two stops, including one solo tackle. **Kent State (9/15):** Recorded a solo tackle. **at Illinois (9/21):** Made two tackles, including a solo stop. **Michigan State (10/13):** Assisted on two tackles. **at Indiana (10/20):** Recorded his first career forced fumble in the third quarter... Added a solo tackle. **at Michigan (11/3):** Assisted on one tackle.

» 2018 GAME-BY-GAME

Tackles (Solo-Assisted-Total)

APPALACHIAN STATE 0-1-1; at Pittsburgh 1-1-2; KENT STATE 1-0-1; at Illinois 1-1-2; OHIO STATE DNP; MICHIGAN STATE 0-2-2; at Indiana 1-0-1; IOWA 0-0-0; at Michigan 0-1-1.

» MUSTIPHER'S CAREER STATISTICS & GAME HIGHS

	UA-A	TK	FF	FR	I	PBU	SACK	TFL
2018	4-6	10	1	-	-	-	-	-
CAREER	4-6	10	1	-	-	-	-	-

Tackles 2; Three Times: Last Michigan State, 10/13/18
Forced Fumbles 1; at Indiana, 10/20/18



AMANI ORUWARIYE 21

Cornerback | 6-1 | 201
Graduate/Senior
Tampa, Fla./Gaither
Major: Journalism (2nd degree)

» 2018

Awards: Is a semifinalist for the Jim Thorpe Award... Named to the Pro Football Focus Midseason All-Big Ten team... Selected to Pro Football Focus National and Big Ten Teams of the Week following the Pittsburgh (9/8) game.

Season: Made nine starts... One of 10 Penn Staters to enter 2018 having already earned a degree... Graduated with his degree in telecommunications in December 2017.

Rankings: Ranks No. 3 in the Big Ten and No. 13 in the nation with 1.4 passes defended per game.

Appalachian State (9/1): Made his first career start... Recorded seven tackles... Sealed the game with an interception in overtime, his sixth career pick, his third-straight season opener with a pick... Forced the first fumble of his career. **at Pittsburgh (9/8):** Made three solo tackles... Picked off a pass in the first quarter, marking the second time in his career he made interceptions in back-to-back games... Broke up two passes... Named the coaching staff's Defensive Player of the Week. **Kent State (9/15):** Collected three tackles, including his first career tackle for loss... Added two pass breakups. **at Illinois (9/21):** Recorded three tackles... Broke up one pass. **Ohio State (9/29):** Made four stops, including three solo. **Michigan State (10/13):** Collected four tackles... Broke up four passes. **at Indiana (10/20):** Recorded a career-best nine tackles. **Iowa (10/27):** Registered six tackles, including three solo... Added two pass breakups. **at Michigan (11/3):** Collected two solo tackles.

» 2018 GAME-BY-GAME

Tackles (Solo-Assisted-Total)

APPALACHIAN STATE 7-0-7; at Pittsburgh 3-0-3; KENT STATE 2-1-3; at Illinois 1-2-3; OHIO STATE 3-1-4; MICHIGAN STATE 4-0-4; at Indiana 6-3-9; IOWA 3-3-6; at Michigan 2-0-2.

ORUWARIYE'S CAREER STATISTICS & GAME HIGHS

	UA-A	TK	FF	FR	I	PBU	SACK	TFL
2015	1-4	5	-	-	-	1	-	-
2016	13-10	23	-	-	1	1	-	-
2017	19-9	28	-	-	4	8	-	-
2018	31-10	41	1	-	2	11	-	1.0-3
CAREER	64-33	97	1	-	7	21	-	1.0-3

Tackles 9; at Indiana, 10/20/18
Tackles for Loss 1.0; Kent State, 9/15/18
Interceptions 1; Seven Times: Last at Pittsburgh, 9/8/18
Long Interception Return 30 yards; Kent State, 9/3/16
Pass Breakups 5; at Michigan State, 11/4/17
Forced Fumbles 1; Appalachian State, 9/1/18
NOTE: Has one career touchdown - a 30-yard interception return vs. Kent State (2016).



JAYSON OWEH 28
 Defensive End | 6-5 | 247
 Freshman/Freshman
 Howell, N.J./Blair Academy
 Major: Division of Undergraduate Studies

» 2018

Season: Appeared in two games...One of 15 true freshmen to make their debut this year...One of 34 players to make their Penn State debut this season.

Kent State (9/15): Made his first career appearance...Recorded three tackles, including two sacks...Added a QB hurry. **at Illinois (9/21):** Saw playing time on defense.

» 2018 GAME-BY-GAME


Tackles (Solo-Assisted-Total)

APPALACHIAN STATE DNP; at Pittsburgh DNP; KENT STATE 3-0-3; at Illinois 0-0-0; OHIO STATE DNP; MICHIGAN STATE DNP; at Indiana DNP; IOWA DNP; at Michigan DNP.

» OWEH'S CAREER STATISTICS & GAME HIGHS

	UA-A	TK	FF	FR	I	PBU	SACK	TFL
2018	3-0	3	-	-	-	-	2.0-11	2.0-11
CAREER	3-0	3	-	-	-	-	2.0-11	2.0-11

Tackles3; Kent State, 9/15/18
Sacks2.0; Kent State, 9/15/18
Tackles for Loss2.0; Kent State, 9/15/18



MICAH PARSONS 11
 Linebacker | 6-3 | 237
 Freshman/Freshman
 Harrisburg, Pa./Harrisburg
 Major: Division of Undergraduate Studies

» 2018

Awards: Named to ESPN's Midseason Freshman All-America Team... Selected Midseason Freshman All-America by 247Sports.com.

Season: Appeared in nine games...One of 15 true freshmen to make their debut this year...One of 34 players to make their Penn State debut this season.

Appalachian State (9/1): Made his first career appearance, seeing time on defense and special teams...Assisted on four tackles and recovered an on-side kick. **at Pittsburgh (9/8):** Tied for a team high with seven tackles...Made five solo stops...Helped to cause a fumble on a muffed punt in the second quarter. **Kent State (9/15):** Recorded five tackles, with two solo...Assisted on a tackle for loss and contributed a QB hurry. **at Illinois (9/21):** Collected six tackles...Made five solo stops. **Ohio State (9/29):** Assisted on a sack...Added a QB hurry. **Michigan State (10/13):** Posted five tackles, including four solo...Contributed a QB hurry. **at Indiana (10/20):** Registered a career-high eight tackles, including seven solo. **Iowa (10/27):** Made seven stops, including three solo...Added a QB hurry. **at Michigan (11/3):** Tied a career high with eight tackles, including four solo.

» 2018 GAME-BY-GAME

Tackles (Solo-Assisted-Total)

APPALACHIAN STATE 0-4-4; at Pittsburgh 5-2-7; KENT STATE 2-3-5; at Illinois 5-1-6; OHIO STATE 0-1-1; MICHIGAN STATE 1-4-5; at Indiana 7-1-8; IOWA 3-4-7; at Michigan 4-4-8.

» PARSONS' CAREER STATISTICS & GAME HIGHS

	UA-A	TK	FF	FR	I	PBU	SACK	TFL
2018	27-24	51	-	-	-	-	0.5-1	1.0-5
CAREER	27-24	51	-	-	-	-	0.5-1	1.0-5

Tackles8; Twice: Last at Michigan, 11/3/18
Sacks0.5; Ohio State, 9/29/18
Tackles for Loss0.5; Twice: Last Ohio State, 9/29/18



JOHN PETRISHEN 16
 Safety | 6-0 | 202
 Senior/Junior
 Lower Burrell, Pa./Pittsburgh Central Catholic
 Major: Communication Arts & Sciences

» 2018

Season: Appeared in nine games.

Appalachian State (9/1): Played on special teams. **at Pittsburgh (9/8):** Saw time on special teams. **Kent State (9/15):** Earned playing time on defense and special teams. **at Illinois (9/21):** Saw time on special teams...Assisted on a tackle on a kickoff...Named the coaching staff's Special Teams Player of the Week. **Ohio State (9/29):** Saw playing time on special teams. **Michigan State (10/13):** Earned action on special teams. **at Indiana (10/20):** Recorded a tackle on a kickoff return. **Iowa (10/27):** Received playing time on special teams. **at Michigan (11/3):** Earned playing time on special teams.

» 2018 GAME-BY-GAME

Tackles (Solo-Assisted-Total)

APPALACHIAN STATE 0-0-0; at Pittsburgh 0-0-0; KENT STATE 0-0-0; at Illinois 0-1-1; OHIO STATE 0-0-0; MICHIGAN STATE 0-0-0; at Indiana 1-0-1; IOWA 0-0-0; at Michigan 0-0-0.

» PETRISHEN'S CAREER STATISTICS & GAME HIGHS

	UA-A	TK	FF	FR	I	PBU	SACK	TFL
2016				DNP				
2017	2-1	3	-	-	-	-	-	1.0-2
2018	1-1	2	-	-	-	-	-	-
CAREER	3-2	5	-	-	-	-	-	1.0-2

Tackles2; Georgia State, 9/16/17
Tackles for Loss1.0; Georgia State, 9/16/17



JAKE PINEGAR 92
 Kicker | 6-2 | 195
 Freshman/Freshman
 Ankeny, Iowa/Ankeny Centennial
 Major: Division of Undergraduate Studies

» 2018

Season: Made nine starts as placekicker...One of 15 true freshmen to make their debut this year...One of 34 players to make their Penn State debut this season...One of 15 players to make their first career start in 2018.

Rankings: Ranks No. 5 in the Big Ten in scoring (7.7 points per game) and total points (69).

Appalachian State (9/1): Earned his first career start...Connected on his only field goal attempt, a 32-yard kick in the second quarter...Hit all six extra point attempts...Named the coaching staff's Special Teams Player of the Week. **at Pittsburgh (9/8):** Made all seven extra point attempts. **Kent State (9/15):** Converted all nine extra point attempts. **at Illinois (9/21):** Made all nine extra point attempts. **Ohio State (9/29):** Connected on two field goals, hitting from 34 and 39 yards...Converted a career-long 39-yard field goal...Hit both of his extra point attempts. **Michigan State (10/13):** Hit both of his extra point attempts...Converted a 20-yard field goal in the fourth quarter. **at Indiana (10/20):** Made both of his field goal attempts, converting 27- and 32-yard kicks...Made three extra points. **Iowa (10/27):** Made a career-best three field goals, converting 45-49- and 44-yard kicks...Became the first PSU kicker since Sam Ficken vs. Maryland in 2014 to hit three field goals over 40 yards and hit the longest field goal since Ficken vs. Temple in 2014...Hit a 49-yard field goal in the third quarter, the longest of his career...Converted all three extra point attempts...Named the coaching staff's Special Teams Player of the Week. **at Michigan (11/3):** Converted his only extra point attempt.

» PINEGAR'S CAREER SCORING STATISTICS & GAME HIGHS

	FGM-A	%	0-19	20-29	30-39	40-49	50+	LG	XP	PTS
2018	9-13	69.2	-	2-2	4-5	3-6	-	49	42-43	68
CAREER	9-13	69.2	-	2-2	4-5	3-6	-	49	42-43	68

Points Scored12; Iowa, 10/27/18
PATs Made9; Twice: Last at Illinois, 9/21/18
PATs Attempted9; Twice: Last at Illinois, 9/21/18
Field Goals Made3; Iowa, 10/27/18
Field Goals Attempted3; Twice: Last Iowa, 10/27/18
Longest Field Goal49 yards; Iowa, 10/27/18



BRANDON POLK 10
 Wide Receiver | 5-9 | 180
 Senior/Junior
 Ashburn, Va./Briar Woods
 Major: Criminology

» 2018

Season: Appeared in nine games, making seven starts.

Appalachian State (9/1): Caught two passes for 19 yards...Made a key 10-yard grab on fourth-and-2 on PSU's game-tying drive in the fourth quarter. **at Pittsburgh (9/8):** Made two grabs for 45 yards...Connected with Sean Clifford for a 34-yard score in the fourth quarter. **Kent State (9/15):** Caught two passes for a career-high 55 yards...Hauled in a career-long 41-yard touchdown. **Ohio State (9/29):** Made a 20-yard grab. **Michigan State (10/13):** Hauled in two catches for 23 yards.

» 2018 GAME-BY-GAME

Receiving (Receptions-Yards-TD)

APPALACHIAN STATE 2-19-0; at Pittsburgh 2-45-1; KENT STATE 2-55-1; at Illinois 0-0-0; OHIO STATE 1-20-0; MICHIGAN STATE 2-23-0; at Indiana 0-0-0; IOWA 0-0-0; at Michigan 0-0-0.

» POLK'S CAREER STATISTICS & GAME HIGHS

	Att.-Yds.	Avg.	TD	LG	Rec.-Yds.	Avg.	TD	LG
2015	18-159	8.8	1	33	6-57	9.5	1	39
2016	-	-	-	-	2-18	9.0	-	14
2017	-	-	-	-	10-130	13.0	1	23
2018	-	-	-	-	9-162	18.0	2	41
CAREER	18-159	8.8	1	33	29-367	12.7	4	41

Rushing Attempts3; Three Times: Last vs. Georgia, 1/2/16
Rushing Yards50; at Temple, 9/5/15
Rushing Touchdowns1; Buffalo, 9/12/15
Longest Rush33 yards; at Temple, 9/5/15
Receptions3; at Northwestern, 10/7/17
Receiving Yards55; Kent State, 9/15/18
Receiving Touchdowns1; Four Times: Last Kent State, 9/15/18
Longest Reception41 yards; Kent State, 9/15/18

All-Purpose Yards89; at Ohio State, 10/17/15

NOTE: Has 14 career kickoff returns for 304 yards (21.7 ypr).



EVAN PRESTA 58
 Defensive Tackle | 6-3 | 279
 Sophomore/Freshman
 Erie, Pa./Cathedral Prep
 Major: Division of Undergraduate Studies

» 2018

Season: Made one appearance...One of 34 players to make their Penn State debut this season.

Kent State (9/15): Saw time on defense. **Iowa (10/27):** Named the coaching staff's Scout Team Defensive Player of the Week.



JOHN REID 29
 Cornerback | 5-10 | 185
 Senior/Junior
 Mount Laurel, N.J./St. Joseph's Prep (Pa.)
 Major: Data Sciences

» 2018

Season: Made seven starts.

Rankings: Ranks No. 4 in the Big Ten and No. 23 in the nation with 1.3 passes defended per game.

Appalachian State (9/1): Recorded a solo tackle and a QB hurry. **at Illinois (9/21):** Broke up a pass in the first quarter. **Ohio State (9/29):** Made three tackles...Broke up a pass. **Michigan State (10/13):** Collected four tackles, including two solo...Broke up a pass. **at Indiana (10/20):** Registered a career-high eight tackles, making six solo stops. **Iowa (10/27):** Intercepted a pass in the second quarter, returning it 44 yards, a career-best return...Assisted on a tackle and broke up three passes...Added a QB hurry. **at Michigan (11/3):** Broke up two passes.

» 2018 GAME-BY-GAME

Tackles (Solo-Assisted-Total)

APPALACHIAN STATE 1-0-1; at Pittsburgh DNP; KENT STATE DNP; at Illinois 0-0-0; OHIO STATE 3-0-3; MICHIGAN STATE 2-2-4; at Indiana 6-2-8; IOWA 0-1-1; at Michigan 0-0-0.

» REID'S CAREER STATISTICS & GAME HIGHS

	UA-A	TK	FF	FR	I	PBU	SACK	TFL
2015	18-11	29	1	1	2	5	-	1.0-2
2016	23-13	36	-	1	1	9	0.5-3	5.0-19
2017	DNP - Injury							
2018	12-5	17	-	-	1	8	-	-
CAREER	53-29	82	1	2	4	22	0.5-3	6.0-21

Tackles8; at Indiana, 10/20/18
Sacks0.5; Kent State, 9/3/16
Tackles for Loss2.0; at Rutgers, 11/19/16
Forced Fumbles1; vs. Maryland, 10/24/15
Fumble Recoveries1; Twice: Last at Pittsburgh, 9/10/16
Interceptions1; Four Times: Last Iowa, 10/27/18
Long Interception Return44 yards; Twice: Last Iowa, 10/27/18
Pass Breakups3; Iowa, 10/27/18

NOTE: Owns 22 career punt returns for 166 yards (7.5 ypr), all coming in 20.



MILES SANDERS 24
 Running Back | 5-11 | 207
 Junior/Junior
 Pittsburgh, Pa./Woodland Hills
 Major: Recreation, Parks and Tourism Management

» CAREER NOTES & RECORDS

Career: Became the 45th player in program history to rush for more than 1,000 yards...Ranks 37th all-time with 1,223 rushing yards.

Season: Owns the Penn State season record with 33 kickoff returns in 2016, passing former teammate Grant Haley's mark of 32 from 2014...Ranks No. 2 on the school season list with 688 kickoff return yards in 2016 behind Chaz Powell (733 yards; 2011).

» 2018

Awards: Named Big Ten Offensive Player of the Week after Illinois (9/21) game...Tabbed the Rose Bowl Game Big Ten Player of the Week following the Illinois (9/21) game...Selected to Pro Football Focus Big Ten Team of the Week following the Pittsburgh (9/8) game...Member of the Maxwell Award Watch List...Among the candidates on the preseason watch list for the Doak Walker Award, given to the nation's top running back.

Season: Made nine starts...Became the 28th player in program history to rush for 200 yards against Illinois (9/21)...One of six players in program history (nine occasions) to rush for 200 yards and three touchdowns in a game...Wore No. 8 in honor of Mark Allen for the Ohio State (9/29) game.

Rankings: Ranks No. 4 in the Big Ten and No. 24 in the nation with 848 rushing yards...Sits No. 4 in the conference and No. 30 in the FBS with 94.2 rushing yards per game...Is No. 5 in the Big Ten in yards per carry (5.93) and rushing touchdowns (8)...Holds eighth in the Big Ten with 107.7 all-purpose yards per contest.

Appalachian State (9/1): Had 19 rushes for 91 yards, with 62 yards coming in the fourth quarter and overtime...Rushed for two touchdowns, including the go-ahead 4-yard score in overtime...Had three receptions for 20 yards...Named the coaching staff's Offensive Player of the Week. **at Pittsburgh (9/8):** Rushed for 118 yards on 16 carries...Earned his first career 100-yard rushing game...Had three runs of 20 or more yards, including a 41-yard run in the first quarter...Caught a 6-yard pass. **Kent State (9/15):** Rushed for 86 yards on 14 carries...Recorded three catches and for 30 yards. **at Illinois (9/21):** Rushed for a career-best 200 yards on 22 carries...Set a career high with three rushing touchdowns...Had a 48-yard rushing touchdown in the third quarter to go with 2-and-14-yard touchdown runs...Named the coaching staff's Offensive Player of the Week. **Ohio State (9/29):** Rushed for 43 yards on 16 carries...Scored on a 1-yard run...Made two catches. **Michigan State (10/13):** Rushed for 162 yards on 17 carries...Had a 48-yard touchdown run...Added a 78-yard run, the longest of his career. **at Indiana (10/20):** Rushed for 72 yards and a touchdown on 15 carries...Scored on a 1-yard run in the first quarter...Caught six passes for 54 yards, establishing new career highs...Had a career-long 29-yard reception...Recorded his sixth game this year with more than 100 all-purpose yards...Named the coaching staff's Offensive Player of the Week. **Iowa (10/27):** Had 17 rushes for 62 yards, including 32 yards in the first quarter. **at Michigan (11/3):** Rushed for 14 yards and caught a 9-yard pass.

» 2018 GAME-BY-GAME

Rushing (Carries-Yards-TD)

APPALACHIAN STATE 19-91-2; at Pittsburgh 16-118-0; KENT STATE 14-86-0; at Illinois 22-200-3; OHIO STATE 16-43-1; MICHIGAN STATE 17-162-1; at Indiana 15-72-1; IOWA 17-62-0; at Michigan 7-14-0.

Receiving (Receptions-Yards-TD)

APPALACHIAN STATE 3-20-0; at Pittsburgh 1-6-0; KENT STATE 3-30-0; at Illinois 0-0-0; OHIO STATE 2-2-0; MICHIGAN STATE 0-0-0; at Indiana 6-54-0; IOWA 0-0-0; at Michigan 1-9-0.

» SANDERS' CAREER OFFENSIVE STATISTICS & GAME HIGHS

	Att.-Yds.	Avg.	TD	LG	Rec.-Yds.	Avg.	TD	LG
2016	25-184	7.4	1	57	2-24	12.0	1	21
2017	31-191	6.2	2	31	6-30	5.0	-	7
2018	143-848	5.9	8	78	16-121	7.6	-	29
CAREER	199-1,223	6.1	11	78	24-175	7.3	1	21

Rushing Attempts22; at Illinois, 9/21/18
Rushing Yards200; at Illinois, 9/21/18
Rushing Touchdowns3; at Illinois, 9/21/18
Longest Rush78 yards; Michigan State, 10/13/18

Receptions6; at Indiana, 10/20/18
Receiving Yards54; at Indiana, 10/20/18
Receiving Touchdowns1; at Purdue, 10/29/16
Longest Reception29 yards; at Indiana, 10/20/18

100-yard Rushing Games3; Last Michigan State (162), 10/13/18
200-yard Rushing Games1; at Illinois (200), 9/21/18
2 or More Rushing Touchdowns2 games; Last at Illinois (3), 9/21/18
3 or More Rushing Touchdowns1 game; at Illinois (3), 9/21/18

» SANDERS' CAREER KICKOFF RETURN STATISTICS & GAME HIGHS

	No.	Yds.	Avg.	TD	LG
2016	33	688	20.8	-	48
2017	5	76	15.2	-	23
2018	-	-	-	-	-
CAREER	38	764	20.1	-	48

Kickoff Returns4; Four Times: Last vs. Washington, 12/30/17
Kickoff Return Yards89; Ohio State, 10/22/16
Longest Kickoff Return48 yards; Iowa, 11/5/16
All-Purpose Yards200; at Illinois, 9/21/18



NICK SCOTT 4
 Safety | 5-11 | 199
 Graduate/Senior
 Fairfax, Va./Fairfax
 Major: Labor & Employment Relations (2nd degree)

» 2018

Awards: Was a candidate on the preseason watch list for the Allstate AFCA Good Works Team.

Season: Made nine starts...One of 10 Penn Staters to enter 2018 having already earned a degree...Graduated with his degree in psychology in May 2018.

Appalachian State (9/1): Made a career-best nine stops, with five solo...Notched his first career sack and tied career highs with a full tackle for loss and a pass breakup. **at Pittsburgh (9/8):** Assisted on two tackles. **Kent State (9/15):** Recorded four tackles, including a solo stop. **at Illinois (9/21):** Made five stops...Collected four solo tackles. **Ohio State (9/29):** Collected five tackles, including three solo. **Michigan State (10/13):** Tallied five tackles...Made four solo stops. **at Indiana (10/20):** Recorded his first career interception in the fourth quarter...Added a fumble recovery in the fourth quarter on a punt return...Collected seven tackles, including five solo. **Iowa (10/27):** Made a big interception in the fourth quarter, picking it off on the PSU 2 and returning it 7 yards to prevent an Iowa score...Registered five tackles, including one solo. **at Michigan (11/3):** Collected five tackles, four solo...Blocked a 50-yard field goal attempt in the second quarter, Penn State's first blocked field goal since Troy Apke at Iowa in 2017.

» 2018 GAME-BY-GAME

Tackles (Solo-Assisted-Total)

APPALACHIAN STATE 5-4-9; at Pittsburgh 0-2-2; KENT STATE 1-3-4; at Illinois 4-1-5; OHIO STATE 3-2-5; MICHIGAN STATE 4-1-5; at Indiana 5-2-7; IOWA 1-4-5; at Michigan 4-1-5.

» SCOTT'S CAREER STATISTICS & GAME HIGHS

	UA-A	TK	FF	FR	I	PBU	SACK	TFL
2015	5-3	8	-	-	-	-	-	-
2016	3-5	8	-	-	-	1	-	-
2017	17-16	33	-	1	-	-	-	1.5-2
2018	27-20	47	-	1	2	1	-	-
CAREER	52-44	96	-	2	2	2	-	1.5-2

Tackles9; Appalachian State, 9/1/18
Tackles for Loss1.0; Twice: Last vs. Appalachian State, 9/1/18
Interceptions1; Twice: Last Iowa, 10/27/18
Longest Interception Return7 yards; Iowa, 10/27/18
Pass Breakups1; Twice: Last vs. Appalachian State, 9/1/18
Fumble Recoveries1; Twice: Last at Indiana, 10/20/18
Blocked Kicks1 (Field Goal); at Michigan, 11/3/18

NOTE: Has two career touchdowns, one coming on a fumble recovery vs. Indiana in 2018 and the other a rushing score vs. Army in 2015...Owns 624 all-purpose yards in his career (133 rushing, 43 receiving, 448 kickoff return)...Has one career touchdown pass, hitting Christian Hackenberg with a passing score vs. Illinois in 2015.



ANTONIO SHELTON 55
 Defensive Tackle | 6-2 | 308
 Junior/Sophomore
 Westerville, Ohio/Westerville-North
 Major: Journalism

» 2018
Season: Appeared in nine games...Wore No. 53 in honor of Fred Hansard for the Indiana game (10/20).

Appalachian State (9/1): Tied a career high with two tackles, including one solo. **at Pittsburgh (9/8):** Matched a career best with two tackles... Made one solo stop. **Kent State (9/15):** Assisted on a tackle. **Ohio State (9/29):** Recorded a solo tackle. **Michigan State (10/13):** Assisted on a tackle. **at Indiana (10/20):** Collected one tackle. **Iowa (10/27):** Recorded one tackle. **at Michigan (11/3):** Assisted on one tackle.

» 2018 GAME-BY-GAME


Tackles (Solo-Assisted-Total)

APPALACHIAN STATE	1-1-2	PITTSBURGH	1-1-2	KENT STATE	0-1-1	ILLINOIS	0-0-0	OHIO STATE	1-0-1	MICHIGAN STATE	0-1-1	at Indiana	1-0-1	IOWA	0-1-1	at Michigan	0-1-1
-------------------	-------	------------	-------	------------	-------	----------	-------	------------	-------	----------------	-------	------------	-------	------	-------	-------------	-------

» SHELTON'S CAREER STATISTICS & GAME HIGHS

	UA-A	TK	FF	FR	I	PBU	SACK	TFL
2017	0-5	5	-	-	-	-	1.0-4	1.5-5
2018	4-5	9	-	-	-	-	-	-
CAREER	4-10	14	-	-	-	-	1.0-4	1.5-5


Tackles 2; Four Times: Last at Pittsburgh, 9/8/18
Tackles for Loss 1.0; Georgia State, 9/16/17
Sacks 0.5; Twice: Last Rutgers, 11/11/17



JUSTIN SHORTER 6
 Wide Receiver | 6-4 | 226
 Freshman/Freshman
 Monmouth Junction, N.J./South Brunswick
 Major: Division of Undergraduate Studies

» 2018
Season: Appeared in one game...One of 15 true freshmen to make their debut this year...One of 34 players to make their Penn State debut this season.

Kent State (9/15): Made his college debut, seeing time on offense.



CHARLIE SHUMAN 79
 Offensive Line | 6-8 | 324
 Graduate Student/Senior
 Pittsford, N.Y./Pittsford Sutherland
 Major: Management & Organizational Leadership

» 2018
Season: Appeared in one game.

Appalachian State (9/1): Named the Coaching Staff's Scout Team Offensive Player of the Week. **at Pittsburgh (9/8):** Selected Scout Team Offensive Player of the Week by the coaching staff. **Kent State (9/15):** Saw playing time on offense. **Ohio State (9/29):** Named the coaching staff's Scout Team Offensive Player of the Week. **Michigan State (10/13):** Was the coaching staff's Scout Team Offensive Player of the Week. **at Indiana (10/20):** Named the coaching staff's Scout Team Offensive Player of the Week.



SHANE SIMMONS 34
 Defensive End | 6-3 | 254
 Junior/Sophomore
 Laurel, Md./DeMatha
 Major: Communication Arts & Sciences

» 2018
Season: Appeared in four games.

Michigan State (10/13): Made his season debut...Recorded two tackles, including one solo. **Iowa (10/27):** Made one solo stop. **at Michigan (11/3):** Collected three tackles, including two solo.

» 2018 GAME-BY-GAME

Tackles (Solo-Assisted-Total)

APPALACHIAN STATE DNP; at Pittsburgh DNP; KENT STATE DNP; at Illinois DNP; OHIO STATE DNP; MICHIGAN STATE 1-1-2; at Indiana 0-0-0; IOWA 1-0-1; at Michigan 2-1-3.

» SIMMONS' CAREER STATISTICS & GAME HIGHS

	UA-A	TK	FF	FR	I	PBU	SACK	TFL
2017	8-7	15	-	-	-	-	1.0-1	4.5-13
2018	4-2	6	-	-	-	-	-	-
CAREER	12-9	21	-	-	-	-	1.0-1	4.5-13

Tackles 4; at Northwestern, 10/7/17
Tackles for Loss 1.0; Three Times: Last Rutgers, 11/11/17
Sacks 1.0; at Michigan State, 11/4/17



ZACH SIMPSON 64
 Offensive Line | 6-3 | 302
 Senior/Junior
 Hollidaysburg, Pa./Hollidaysburg Area
 Major: Economics

» 2018
Season: Appeared in nine games.

Appalachian State (9/1): Saw playing time on special teams. **at Pittsburgh (9/8):** Earned playing time on special teams. **Kent State (9/15):** Saw playing time on offense and special teams. **at Illinois (9/21):** Saw game action on offense and special teams. **Ohio State (9/29):** Earned playing time on special teams. **Michigan State (10/13):** Saw playing time on special teams. **at Indiana (10/20):** Earned playing time on special teams. **Iowa (10/27):** Saw action on special teams. **at Michigan (11/3):** Saw playing time on offense and special teams.



RICKY SLADE 4
 Running Back | 5-9 | 198
 Freshman/Freshman
 Woodbridge, Va./C.D. Hylton
 Major: Division of Undergraduate Studies

» 2018
Season: Appeared in five games...One of 15 true freshmen to make their debut this year...One of 34 players to make their Penn State debut this season.

Appalachian State (9/1): Made first career appearance...Rushed six times for 39 yards...Tallied his first career touchdown on a 27-yard run in the third quarter. **at Pittsburgh (9/8):** Rushed for 13 yards on four carries. **Kent State (9/15):** Earned five carries...Scored on a 2-yard run in the third quarter. **at Illinois (9/21):** Ran for 94 yards on 10 carries...Rushed for two scores, including a 61-yard run in the fourth quarter...Scored on a 1-yard run. **Michigan State (10/13):** Had one carry for 8 yards.

» 2018 GAME-BY-GAME

Rushing (Carries-Yards-TD)

APPALACHIAN STATE 6-39-1; at Pittsburgh 4-13-0; KENT STATE 5-1-1; at Illinois 10-94-2; OHIO STATE DNP; MICHIGAN STATE 1-8-0; at Indiana DNP; IOWA DNP; at Michigan DNP.

» SLADE'S CAREER STATISTICS & GAME HIGHS

	Att.-Yds.	Avg.	TD	LG	Rec.-Yds.	Avg.	TD	LG
2018	26-155	5.9	4	61	-	-	-	-
CAREER	26-155	5.9	4	61	-	-	-	-

Rushing Attempts 10; at Illinois, 9/21/18
Rushing Yards 94; at Illinois, 9/21/18
Rushing Touchdowns 2; at Illinois, 9/21/18
Longest Rush 61 yards; at Illinois, 9/21/18
2 or More Rushing Touchdowns 1 game; at Illinois (2), 9/21/18



TOMMY STEVENS 2
 Quarterback | 6-5 | 235
 Senior/Junior
 Indianapolis, Ind./Decatur Central
 Major: Telecommunications

» CAREER NOTES AND RECORDS

Career: Ranks No. 8 on Penn State's career quarterback rushing yardage list with 394 yards...Tied for eighth at PSU in career rushing touchdowns by a quarterback (8)...Has two career multi-touchdown games, with both coming in 2017...Rushed for three scores and threw a touchdown pass at Maryland (11/25/17)...Threw a touchdown and caught a touchdown pass vs. Georgia State (9/16/17).

2017: Finished No. 17 on the single-season quarterback rushing yardage charts (190)...Tied for No. 7 on the single-game quarterback rushing yardage list with 113 yards against Maryland. **2016:** His rushing yardage (198) sits No. 16 on the single-season charts for a quarterback.

Game: Became the second Penn State quarterback in program history with 100-plus rushing yards and three rushing touchdowns in a game, joining Eugene "Shorty" Miller, who had 250 yards and five touchdowns rushing in 1913 vs. Carnegie Tech (*per ESPN Stats & Info*).

» 2018
Season: Appeared in four games, seeing time at quarterback in two games.

Ohio State (9/29): Made his season debut in the "Lion" position...Had three rushes. **at Indiana (10/20):** Connected with Pat Freiermuth on a 23-yard touchdown in the second quarter...Caught two passes for 2 yards. **Iowa (10/27):** Completed two-of-four passes for 27 yards...Rushed for 18 yards on five carries, including a 3-yard touchdown run. **at Michigan (11/3):** Completed three-of-four passes for 35 yards...Rushed for 52 yards on 10 carries, including an 8-yard touchdown run.

» 2018 GAME-BY-GAME

Passing (Comp-Att-Yds-TD-INT)

APPALACHIAN STATE DNP; at Pittsburgh DNP; KENT STATE DNP; at Illinois DNP; OHIO STATE 0-0-0-0-0; MICHIGAN STATE DNP; at Indiana 1-1-23-1-0; IOWA 2-4-27-0-0; at Michigan 3-4-35-0-1.

» STEVENS' CAREER PASSING STATISTICS & GAME HIGHS

	C-A	Yds.	%	TD-INT	YPG	LG
2016	2-3	36	66.7	-	5.1	26
2017	14-27	158	51.9	3-0	19.8	35
2018	6-9	85	66.6	1-1	21.3	23
CAREER	22-39	279	56.4	4-1	14.0	35

Pass Completions 4; at Northwestern, 10/7/17
Pass Attempts 7; Twice: Last at Maryland, 11/25/17
Passing Yards 43; Georgia State, 9/16/17
Passing Touchdowns 1; Four Times: Last at Indiana, 10/20/18
Long Pass 35 yards; Georgia State, 9/16/17

» 2018 GAME-BY-GAME

Rushing (Carries-Yards-TD)

APPALACHIAN STATE DNP; at Pittsburgh DNP; KENT STATE DNP; at Illinois DNP; OHIO STATE 3-(-12)-0; MICHIGAN STATE DNP; at Indiana 0-0-0; IOWA 5-18-1; at Michigan 10-52-1.

Receiving (Receptions-Yards-TD)

APPALACHIAN STATE DNP; at Pittsburgh DNP; KENT STATE DNP; at Illinois DNP; OHIO STATE 0-0-0; MICHIGAN STATE DNP; at Indiana 2-2-0; IOWA 0-0-0; at Michigan 0-0-0.

» STEVENS' CAREER OFFENSIVE STATISTICS & GAME HIGHS

SEASON	Att.-Yds.	Avg.	TD	LG	Rec.-Yds.	Avg.	TD	LG
2016	21-198	9.4	2	45	-	-	-	-
2017	27-190	7.0	4	21	12-60	5.0	2	13
2018	18-58	3.2	1	18	2-2	1.0	-	2
CAREER	66-446	6.8	7	45	14-62	4.4	2	13

Rushing Attempts 12; at Maryland, 11/25/17
 Rushing Yards 113; at Maryland, 11/25/17
 Rushing Touchdowns 3; at Maryland, 11/25/17
 Longest Rush 45 yards; Iowa, 11/5/16

Receptions 3; vs. Washington, 12/30/17
 Receiving Yards 22; Nebraska, 11/18/17
 Receiving Touchdowns 1; Twice: Last at Northwestern, 10/7/17
 Longest Reception 13 yards; Nebraska, 11/18/17

All-Purpose Yards 117; at Maryland, 11/25/17
 Total Offense 128; at Maryland, 11/25/17



CAM SULLIVAN-BROWN 81

Wide Receiver | 6-0 | 189
 Sophomore/Freshman
 Bowie, Md./Saint Vincent Pallotti
 Major: Division of Undergraduate Studies

» 2018

Season: Appeared in nine games...One of 34 players to make their Penn State debut this season.

Appalachian State (9/1): Made his first career appearance...Saw playing time on offense. **at Pittsburgh (9/8):** Earned snaps on offense. **Kent State (9/15):** Saw playing time on offense and special teams. **at Illinois (9/21):** Played on offense and special teams. **Ohio State (9/29):** Saw playing time on offense and special teams. **Michigan State (10/13):** Hauled in a 7-yard reception, the first reception of his career. **at Indiana (10/20):** Caught two passes for 33 yards, establishing career highs...Made a 22-yard grab in the third quarter. **Iowa (10/27):** Saw playing time on offense and special teams. **at Michigan (11/3):** Earned action on offense and special teams.

» 2018 GAME-BY-GAME

Receiving (Receptions-Yards-TD)
 APPALACHIAN STATE 0-0-0; at Pittsburgh 0-0-0; KENT STATE 0-0-0; at Illinois 0-0-0; OHIO STATE 0-0-0; MICHIGAN STATE 1-7-0; at Indiana 2-33-0; IOWA 0-0-0; at Michigan 0-0-0.

» SULLIVAN-BROWN'S CAREER STATISTICS & GAME HIGHS

SEASON	Att.-Yds.	Avg.	TD	LG	Rec.-Yds.	Avg.	TD	LG
2018	-	-	-	-	3-40	13.3	-	22
CAREER	-	-	-	-	3-40	13.3	-	22

Receptions 2; at Indiana, 10/20/18
 Receiving Yards 33; at Indiana, 10/20/18
 Longest Reception 22 yards; at Indiana, 10/20/18



JONATHAN SUTHERLAND 26

Safety | 5-11 | 196
 Sophomore/Freshman
 Ottawa, Ont./Episcopal (Va.)
 Major: Division of Undergraduate Studies

» 2018

Season: Appeared in nine games, including one start...One of 15 players to make their first career start this year...One of 34 players to make their Penn State debut this season.

Appalachian State (9/1): Saw playing time on special teams...Assisted on a tackle. **at Pittsburgh (9/8):** Made two solo stops while seeing time on defense and special teams. **Kent State (9/15):** Recorded five tackles, making four solo stops...Collected his first career tackle for loss. **at Illinois (9/21):** Recorded a team-leading and career-high eight tackles...Matched a career best with a full tackle for loss. **Ohio State (9/29):** Earned playing time on defense and special teams. **Michigan State (10/13):** Recorded three tackles, including one solo. **at Indiana (10/20):** Made seven stops, including six solo...Recorded his first career forced fumble on a punt return in the fourth quarter. **Iowa (10/27):** Made his first career start...Assisted on a tackle and broke up a pass. **at Michigan (11/3):** Recorded a solo tackle.


» 2018 GAME-BY-GAME

Tackles (Solo-Assisted-Total)
 APPALACHIAN STATE 0-1-1; at Pittsburgh 2-0-2; KENT STATE 4-1-5; at Illinois 6-2-8; OHIO STATE 0-0-0; MICHIGAN STATE 1-2-3; at Indiana 6-1-7; IOWA 0-1-1; at Michigan 1-0-1.

» SUTHERLAND'S CAREER STATISTICS & GAME HIGHS

	UA-A	TK	FF	FR	I	PBU	SACK	TFL
2018	20-8	27	1	-	-	1	-	2.0-4
CAREER	20-8	27	1	-	-	1	-	2.0-4

Tackles 8; at Illinois, 9/21/18
 Tackles For Loss 1.0; Twice: Last at Illinois, 9/21/18
 Forced Fumbles 1; at Indiana, 10/20/18
 Pass Breakups 1; Iowa, 10/27/18



NICK TARBURTON 46

Defensive End | 6-3 | 246
 Freshman/Freshman
 Green Lane, Pa./Pennridge
 Major: Division of Undergraduate Studies

» 2018

Season: Appeared in two games...One of 15 true freshmen to make their debut this year...One of 34 players to make their Penn State debut this season.

Appalachian State (9/1): Made his college debut, seeing time on defense and special teams. **at Pittsburgh (9/8):** Earned playing time on defense and special teams. **at Indiana (10/20):** Named the coaching staff's Scout Team Defensive Player of the Week.



GARRETT TAYLOR 17

Safety | 6-0 | 206
 Senior/Junior
 Richmond, Va./Saint Christopher's
 Major: Advertising & Public Relations (Smeal Business Cert.)

» 2018

Season: Appeared in nine games, making eight starts...One of 15 players to make their first career start this season.

Appalachian State (9/1): Earned his first career start...Made a career-high eight tackles, including six solo. **at Pittsburgh (9/8):** Collected five tackles, making two solo stops. **Kent State (9/15):** Made three tackles, two solo...Broke up a pass. **at Illinois (9/21):** Recorded seven tackles...Had a career-high 1.5 tackles for loss...Named the coaching staff's Defensive Player of the Week. **Ohio State (9/29):** Recorded his first career interception, returning it 45 yards...Collected four tackles. **Michigan State (10/13):** Tallied six tackles, including five solo...Had an interception in the third quarter, returning it 37 yards...Forced a fumble for the first time in his career...Broke up a career-high five passes. **at Indiana (10/20):** Recovered a fumble in the third quarter...Added three tackles. **Iowa (10/27):** Collected six tackles, including three solo, in the second half. **at Michigan (11/3):** Registered seven tackles, including five solo...Recovered a blocked field goal and returned it 9 yards in the second quarter.

» 2018 GAME-BY-GAME

Tackles (Solo-Assisted-Total)
 APPALACHIAN STATE 6-2-8; at Pittsburgh 2-3-5; KENT STATE 2-1-3; at Illinois 6-1-7; OHIO STATE 1-3-4; MICHIGAN STATE 5-1-6; at Indiana 1-2-3; IOWA 3-3-6; at Michigan 5-2-7.

» TAYLOR'S CAREER STATISTICS & GAME HIGHS

	UA-A	TK	FF	FR	I	PBU	SACK	TFL
2016	1-1	2	-	-	-	1	-	-
2017	6-6	12	-	1	-	1	-	-
2018	31-18	49	1	1	2	6	-	1.5-7
CAREER	38-25	63	1	2	2	8	-	1.5-7

Tackles 8; Appalachian State, 9/1/18
 Tackles For Loss 1.5; at Illinois, 9/21/18
 Forced Fumbles 1; Michigan State, 10/13/18
 Fumble Recoveries 1; Twice: Last at Indiana, 10/20/18
 Interceptions 1; Twice: Last Michigan State, 10/13/18
 Pass Breakups 5; Michigan State, 10/13/18



JOHNATHAN THOMAS 20

Running Back | 5-11 | 221
 Graduate/Senior
 Peabody, Mass./St. John's Prep
 Major: Journalism (3rd degree)

» 2018

Season: Appeared in nine games...One of 10 Penn Staters to enter 2018 having already earned a degree...Has two degrees, graduating with his degree in sociology in December 2017 and a second degree in criminology in May 2018.

Appalachian State (9/1): Saw playing time on special teams. **at Pittsburgh (9/8):** Appeared on special teams. **Kent State (9/15):** Rushed for a career-high 84 yards on three carries...Scored on a 15-yard run in the fourth quarter...Had a career-long 69-yard run. **at Illinois (9/21):** Returned his first career kickoff for 20 yards. **Ohio State (9/29):** Saw playing time on special teams. **Michigan State (10/13):** Earned action on special teams. **at Indiana (10/20):** Returned a kickoff for 94 yards in the third quarter, the longest kick return of his career...Named the coaching staff's Special Teams Player of the Week. **Iowa (10/27):** Earned playing time on special teams. **at Michigan (11/3):** Saw action on special teams.

» 2018 GAME-BY-GAME

Rushing (Carries-Yards-TD)
 APPALACHIAN STATE 0-0-0; at Pittsburgh 0-0-0; KENT STATE 3-84-1; at Illinois 0-0-0; OHIO STATE 0-0-0; MICHIGAN STATE 0-0-0; at Indiana 0-0-0; IOWA 0-0-0; at Michigan 0-0-0.

» THOMAS' CAREER OFFENSIVE STATISTICS & GAME HIGHS

	Att.-Yds.	Avg.	TD	LG	Rec.-Yds.	Avg.	TD	LG
2015	11-42	3.8	-	11	-	-	-	-
2016	-	-	-	-	-	-	-	-
2017	-	-	-	-	-	-	-	-
2018	3-84	28.0	1	69	-	-	-	-
CAREER	14-126	9.0	1	69	-	-	-	-

Rushing Attempts 3; Kent State, 9/15/18
 Rushing Yards 84; Kent State, 9/15/18
 Long Rush 69 yards; Kent State, 9/15/18
 Total Offense Yards 84; Kent State, 9/15/18
 All-Purpose Yards 94; at Indiana, 10/20/18

» THOMAS' CAREER KICKOFF RETURN STATISTICS & GAME HIGHS

	No.	Yds.	Avg.	TD	LG
2015	-	-	-	-	-
2016	-	-	-	-	-
2017	-	-	-	-	-
2018	2	114	57.0	-	94
CAREER	2	114	57.0	-	94

Kickoff Returns 1; Twice: Last at Indiana, 10/20/18
 Kickoff Return Yards 94; at Indiana, 10/20/18
 Longest Kickoff Return 94 yards; at Indiana, 10/20/18

NOTE: Has five career tackles, all coming on special teams in 2017.



DeANDRE THOMPKINS 3

Wide Receiver | 5-11 | 188
 Graduate/Senior
 Hubert, N.C./Swansboro
 Major: Criminology (2nd degree)

» CAREER NOTES AND RECORDS

Career: Tied for fourth all-time at Penn State with two career punt return touchdowns, matching 10 other Nittany Lions (most recently: Larry Johnson, 1998-2002)...Ranks 26th in at PSU in career receiving yards (1,109).

Game: Set a school record for punt return average in a game with 31.8 yard per return vs. Akron (9/2/17), besting Derrick Williams' mark of 31.7 vs. Temple (2006).

» 2018

Awards: Selected to the Pro Football Focus Big Ten Team of the Week following the Kent State (9/15) game.

Season: Appeared in nine games, making three starts...Became 31st Nittany Lion with more than 1,000 career receiving yards...One of 10 Penn Staters to enter 2018 having already earned a degree...Graduated with his degree in psychology in December 2017.

Rankings: Ranks No. 3 in the FBS and leads the Big Ten with one punt return touchdown...Sits No. 3 in the conference and ranks No. 26 in the nation with a 10.1 punt return average.

Appalachian State (9/1): Had a 29-yard punt return in the first quarter. **at Pittsburgh (9/8):** Returned a punt 39 yards for a touchdown in the third quarter, his second career punt return touchdown. **Kent State (9/15):** Caught four passes for 101 yards, recording his second career 100-yard game...Hauled in a 40-yard touchdown pass and made a 39-yard grab...Returned three punts for 62 yards, including a long return of 32 yards. **at Illinois (9/21):** Caught two passes for 10 yards...Returned two punts for 30 yards, including a 22-yard return. **Ohio State (9/29):** Had four punt returns. **Michigan State (10/13):** Returned three punts for 17 yards, including a 15-yard return. **at Indiana (10/20):** Hauled in a 13-yard grab...Had one punt return. **Iowa (10/27):** Caught five passes for 59 yards, including a 15-yard grab...Had one punt return.

» 2018 GAME-BY-GAME

Receiving (Receptions-Yards-TD)

APPALACHIAN STATE 0-0-0; at Pittsburgh 0-0-0; KENT STATE 4-101-1; at Illinois 2-10-0; OHIO STATE 0-0-0; MICHIGAN STATE 0-0-0; at Indiana 1-13-0; IOWA 5-59-0; at Michigan 0-0-0.

» THOMPKINS' CAREER OFFENSIVE STATISTICS & GAME HIGHS

	Att.-Yds.	Avg.	TD	LG	Rec.-Yds.	Avg.	TD	LG
2015	5-12	2.4	1	6	3-33	11.0	-	31
2016	-	-	-	-	27-440	16.3	1	70
2017	-	-	-	-	28-443	15.8	3	70
2018	-	-	-	-	12-183	15.2	1	40
CAREER	5-12	2.4	1	6	70-1109	15.8	5	70

Rush Attempts 2; Twice: Last Indiana, 10/10/15

Rush Yards 11; Indiana, 10/10/15

Rushing Touchdowns 1; Rutgers, 9/19/15

Long Rush 6 yards; Indiana, 10/10/15

Receptions 6; Northwestern, 10/7/17

Receiving Yards 102; at Michigan State, 11/4/17

Receiving Touchdowns 1; Five Times: Last Kent State, 9/15/18

Long Reception 70 yards; Twice: Last at Michigan State, 11/4/17

100-yard Receiving Games 2; Last Kent State, 9/15/18

» 2018 GAME-BY-GAME

Punt Returns (Returns-Yards-TD-YPR)

APPALACHIAN STATE 1-29-0-29.0; at Pittsburgh 2-38-1-19.0; KENT STATE 3-62-0-20.6; at Illinois 2-30-0-15.0; OHIO STATE 4(-3)-0(-0.7); MICHIGAN STATE 3-17-0-5.6; at Indiana 1(-1)-0(-1.0); IOWA 1-0-0-0.0; at Michigan 0-0-0-0.0.

» THOMPKINS' CAREER PUNT RETURN STATISTICS & GAME HIGHS

	No.	Yds.	Avg.	TD	LG
2015	23	178	7.7	-	58
2016	1	2	2.0	-	2
2017	24	319	13.3	1	61
2018	17	172	10.1	1	39
CAREER	64	671	10.5	2	61

Punt Returns 5; Indiana, 10/10/15

Punt Return Yards 127; Akron, 9/2/17

Long Punt Return 61 yards; Akron, 9/2/17

Punt Return Touchdowns 1; Twice: Last at Pittsburgh (39 yards), 9/8/18

Total Offense Yards 101; Kent State, 9/15/18

All-Purpose Yards 163; Kent State, 9/15/18

NOTE: Owns one kickoff return for 5 yards (vs. Iowa, 11/5/16).



C.J. THORPE 69

Offensive Line/Defensive Tackle | 6-3 | 322
 Sophomore/Freshman
 Glenshaw, Pa./Central Catholic
 Major: Division of Undergraduate Studies

» 2018

Season: Appeared in nine games...One of 34 players to make their Penn State debut this season...Moved from offensive line to defensive tackle after Illinois (9/21) game.

Appalachian State (9/1): Saw playing time on special teams. **at Pittsburgh (9/8):** Appeared on offense and special teams. **Kent State (9/15):** Received playing time on offense and special teams. **at Illinois (9/21):** Saw game action on offense and special teams. **Ohio State (9/29):** Played his first game as a defensive tackle...Recorded a solo tackle. **Michigan State (10/13):** Assisted on a tackle. **at Indiana (10/20):** Saw playing time on defense and special teams. **Iowa (10/27):** Earned playing time on defense and special teams. **at Michigan (11/3):** Saw action on defense and special teams.

» 2018 GAME-BY-GAME

Tackles (Solo-Assisted-Total)

APPALACHIAN STATE 0-0-0; at Pittsburgh 0-0-0; KENT STATE 0-0-0; at Illinois 0-0-0; OHIO STATE 1-0-1; MICHIGAN STATE 0-1-1; at Indiana 0-0-0; IOWA 0-0-0; at Michigan 0-0-0.

» THORPE'S CAREER STATISTICS & GAME HIGHS

	UA-A	TK	FF	FR	I	PBU	SACK	TFL
2018	1-1	2	-	-	-	-	-	-
CAREER	1-1	2	-	-	-	-	-	-

Tackles 1; Twice: Last Michigan State, 10/13/18



JUSTIN TOBIN 99

Kicker | 6-2 | 191
 Junior/Sophomore
 Langhorne, Pa./Neshaminy
 Major: Business Management

» 2018

Season: Appeared in one game...One of 34 players to make their Penn State debut this season...One of 15 players to make their first career start this year...Was a two-year letterman in soccer at Penn State-Abington before transferring to the University Park campus.

at Michigan (11/3): Made his Penn State debut...Averaged 49.5 yards on two kickoffs.

» TOBIN'S CAREER KICKOFF STATISTICS & GAME HIGHS

	KO	Yds.	Avg.	TB	OB
2018	2	99	49.5	0	0
CAREER	2	99	49.5	0	0

Kickoffs 2; at Michigan, 11/3/18

Kickoff Yards 99; at Michigan, 11/3/18

Kickoff Average 49.5; at Michigan, 11/3/18



SHAKA TONEY 18

Defensive End | 6-3 | 241
 Junior/Sophomore
 Philadelphia, Pa./Imhotep Charter
 Major: Telecommunications

» CAREER NOTES AND RECORDS

Game: Tied a Penn State game record with four sacks at Indiana (10/20/18). Equalled the PSU game record set by three others (Terry Killens vs. Indiana, 1995; Jimmy Kennedy at Wisconsin, 2012; Tamba Hali vs. Wisconsin, 2005).

» 2018

Awards: Named to the Pro Football Focus Big Ten Team of the Week following the Indiana (10/20) game...Earned a helmet sticker on ESPN College Football Final for his performance at Indiana.

Season: Appeared in nine games...Wore No. 97 in honor of Ryan Buchholz for Ohio State (9/29) game.

Rankings: Ranks No. 9 in the Big Ten with 0.56 sacks per game.

Appalachian State (9/1): Saw playing time on defense. **at Pittsburgh (9/8):** Made five tackles, all solo...Recorded two tackles for loss and a sack. **Kent State (9/15):** Recorded three tackles, one solo, and a half tackle for loss. **at Illinois (9/21):** Collected two tackles...Made one tackle for loss. **Ohio State (9/29):** Assisted on three tackles. **Michigan State (10/13):** Broke up a pass...Registered a QB hurry. **at Indiana (10/20):** Tied the program single-game record with four sacks, equaling the mark set by three others...Recorded all four sacks in the fourth quarter...Set career highs for tackles (6), tackles for loss (4.0) and sacks...Forced a fumble in the fourth quarter...Named the coaching staff's Defensive Player of the Week. **at Michigan (11/3):** Registered a QB hurry.

» 2018 GAME-BY-GAME

Tackles (Solo-Assisted-Total)

APPALACHIAN STATE 0-0-0; at Pittsburgh 5-0-5; KENT STATE 1-2-3; at Illinois 1-1-2; OHIO STATE 0-3-3; MICHIGAN STATE 0-0-0; at Indiana 6-0-6; IOWA 0-0-0; at Michigan 0-0-0.

» TONEY'S CAREER STATISTICS & GAME HIGHS

	UA-A	TK	FF	FR	I	PBU	SACK	TFL
2017	8-12	20	2	-	-	-	4-0-31	6.5-39
2018	13-6	19	1	-	-	1	5-0-40	7.5-47
CAREER	21-18	39	3	-	-	1	9-0-71	14-0-86

Tackles 6; at Indiana, 10/20/18

Tackles for Loss 4.0; at Indiana, 10/20/18

Sacks 4.0; at Indiana, 10/10/18

Forced Fumble 1; Three Times: Last at Indiana, 10/20/18

Pass Breakups 1; Michigan State, 10/13/18



KYLE VASEY 96


Long Snapper | 6-2 | 226
5th/Senior
Lackawaxen, Pa./Wallenpaupack
Major: Rehabilitation & Human Services

» 2018

Season: Appeared in nine games.

Appalachian State (9/1): Helped Blake Gillikin to average 43.0 yards per punt and Jake Pinegar to hit a 32-yard field goal and all six extra points. **at Pittsburgh (9/8):** Appeared on special teams...Aided Blake Gillikin to a 42.6 punt average...Helped Jake Pinegar to hit all seven extra point attempts. **Kent State (9/15):** Aided Jake Pinegar to hit all nine extra point attempts...Helped Blake Gillikin to average 48.5 yards per punt. **at Illinois (9/21):** Helped Jake Pinegar to convert nine extra point attempts... Assisted Blake Gillikin in dropping his 54th career punt inside the 20. **Ohio State (9/29):** Aided Jake Pinegar in making two field goals, including a career-long 39-yard kick, and both of his extra point attempts...Helped Blake Gillikin to hit eight punts for 312 yards, while dropping three punts inside the 20. **Michigan State (10/13):** Helped Jake Pinegar to hit both of his extra point attempts and a 20-yard field goal...Aided Blake Gillikin as he had eight punts for 364 yards, while dropping one punt inside the 20. **at Indiana (10/20):** Helped Jake Pinegar to hit both of his field goal attempts and three extra points...Aided Blake Gillikin to average 40.2 yards per punt on six kicks, including a 53-yard punt and two inside the 10. **Iowa (10/27):** Helped Jake Pinegar to hit three field goal attempts, converting 45-49- and 44-yard attempts...Aided Pinegar to become the first PSU player since Sam Ficken vs. Maryland in 2014 to hit three field goals over 40 yards in a game...Helped Blake Gillikin to average 41.8 yards per punt, including a 54-yard punt. **at Michigan (11/3):** Helped Blake Gillikin to record a career-high 370 punt yards while tying a career best with eight punts...Gillikin hit a career-long 74 yard punt, which is tied with Anthony Fera (2010 vs. Iowa) for the fourth-longest punt in program history...Aided Jake Pinegar to hit his only extra point attempt.

NOTE: Has one career tackle on punt coverage vs. Nebraska (2018).



JASON VRANIC 51

Linebacker | 6-0 | 224
Senior/Senior
Wheatfield, N.Y./Erie C.C.
Major: Kinesiology

» 2018

Season: Appeared in one game this season.

Kent State (9/15): Earned playing time on defense and special teams... Assisted on one tackle. **Michigan State (10/13):** Named the coaching staff's Scout Team Defensive Player of the Week. **Iowa (10/27):** Named the coaching staff's Scout Team Special Teams Player of the Week.

» 2018 GAME-BY-GAME

Tackles (Solo-Assisted-Total)

APPALACHIAN STATE DNP; at Pittsburgh DNP; KENT STATE 0-1-1; at Illinois DNP; OHIO STATE DNP; MICHIGAN STATE DNP; at Indiana DNP; IOWA DNP; at Michigan DNP.

» VRANIC'S CAREER STATISTICS & GAME HIGHS

	UA-A	TK	FF	FR	I	PBU	SACK	TFL
2017	1-0	1	-	-	-	-	-	-
2018	0-1	1	-	-	-	-	-	-
CAREER	1-1	2	-	-	-	-	-	-

Tackles 1; Twice: Last Kent State, 9/15/18



LAMONT WADE 38

Cornerback | 5-9 | 195
Sophomore/Sophomore
Clairton, Pa./Clairton
Major: Division of Undergraduate Studies

» 2018

Season: Appeared in nine games.

Appalachian State (9/1): Saw playing time on defense and special teams...Assisted on one tackle. **at Pittsburgh (9/8):** Recorded four tackles, making two solo stops. **Kent State (9/15):** Made three tackles... Recorded his first two career tackles for loss, including a solo sack. **Michigan State (10/13):** Made four stops, including three solo. **at Indiana (10/20):** Recorded a tackle on a punt. **Iowa (10/27):** Made one stop on a punt return. **at Michigan (11/3):** Collected a solo tackle.

» 2018 GAME-BY-GAME

Tackles (Solo-Assisted-Total)

APPALACHIAN STATE 0-1-1; at Pittsburgh 2-2-4; KENT STATE 3-0-3; at Illinois 0-0-0; OHIO STATE 0-0-0; MICHIGAN STATE 3-1-4; at Indiana 1-0-1; IOWA 1-0-1; at Michigan 1-0-1.

» WADE'S CAREER STATISTICS & GAME HIGHS

	UA-A	TK	FF	FR	I	PBU	SACK	TFL
2017	14-17	31	1	-	-	3	-	-
2018	11-4	15	-	-	-	-	1.0-7	2.0-9
CAREER	25-21	46	1	-	-	3	1.0-7	2.0-9

Tackles 5; Twice: Last Nebraska, 11/18/17
Tackles for Loss 2.0; Kent State, 9/15/18
Sacks 1.0; Kent State, 9/15/18
Forced Fumbles 1; Rutgers, 11/11/17
Pass Breakups 1; Three Times: Last Nebraska, 11/18/17




RASHEED WALKER 53

Offensive Line | 6-6 | 308
Freshman/Freshman
Waldorf, Md./North Point
Major: Division of Undergraduate Studies

» 2018

Season: Appeared in one game...One of 15 true freshmen to make their debut this year...One of 34 players to make their Penn State debut this season.

Kent State (9/15): Saw playing time on offense.



ROBERT WINDSOR 54

Defensive Tackle | 6-4 | 304
Senior/Junior
Fond Du Lac, Wis./Fond Du Lac
Major: Telecommunications

» 2018

Season: Made nine starts.

Appalachian State (9/1): Assisted on two tackles. **at Pittsburgh (9/8):** Made two tackles, including one solo. **Kent State (9/15):** Started at defensive tackle. **at Illinois (9/21):** Made a career-best six tackles, including three solo stops...Set a career mark with 2.5 tackles for loss and 1.5 sacks...Had a forced fumble. **Ohio State (9/29):** Recorded five tackles, including two solo...Assisted on a sack and registered a full tackle for loss... Added a QB hurry. **Michigan State (10/13):** Collected two tackles... Assisted on a sack. **at Indiana (10/20):** Posted two tackles, including a solo tackle for loss...Added a QB hurry. **Iowa (10/27):** Registered two tackles, including a solo sack...Contributed a QB hurry. **at Michigan (11/3):** Made three stops, including one solo.

» 2018 GAME-BY-GAME

Tackles (Solo-Assisted-Total)

APPALACHIAN STATE 0-2-2; at Pittsburgh 1-1-2; KENT STATE 0-0-0; at Illinois 3-3-6; OHIO STATE 2-3-5; MICHIGAN STATE 0-2-2; at Indiana 2-0-2; IOWA 1-1-2; at Michigan 1-2-3.

» WINDSOR'S CAREER STATISTICS & GAME HIGHS

	UA-A	TK	FF	FR	I	PBU	SACK	TFL
2016	9-14	23	-	-	-	-	1.0-6	1.5-6
2017	6-13	19	1	3	-	-	2.0-14	2.5-15
2018	10-14	24	1	-	-	-	3.5-21	6.0-27
CAREER	25-41	66	2	3	-	-	6.5-41	10.0-48

Tackles 6; Illinois, 9/21/18
Sacks 1.5; Illinois, 9/21/18
Tackles For Loss 2.5; Illinois, 9/21/18
Forced Fumbles 1; Twice: Last at Illinois, 9/21/18
Fumble Recoveries 1; Three Times: Last at Maryland, 11/25/17



CHASZ WRIGHT 77

Offensive Line | 6-7 | 348
Graduate/Senior
Woodbridge, Va./Milford Academy
Major: Communication Arts and Sciences (2nd degree)

» 2018

Season: Appeared in nine games, including two starts at right tackle... One of 10 Penn Staters to enter 2018 having already earned a degree... Graduated with his degree in telecommunications in May 2018.

Appalachian State (9/1): Helped the Nittany Lion offense to 434 yards, including 204 on the ground...Cleared the way for five rushing touchdowns, including two by Trace McSorley and two by Miles Sanders... Helped McSorley to collect his 17th game with a passing and a rushing touchdown...Sanders had 91 yards, while Ricky Slade scored his first career touchdown, a 27-yard run. **at Pittsburgh (9/8):** Saw playing time on offense and special teams. **Kent State (9/15):** Earned playing time on offense and special teams. **Ohio State (9/29):** Saw playing time on special teams. **Michigan State (10/13):** Earned playing time on special teams. **at Indiana (10/20):** Helped the Nittany Lions to post 417 total yards, including 243 through the air...Led the way as Trace McSorley recorded his second career 100-yard rushing game with two rushing touchdowns... Paved the way for Miles Sanders' 126 all-purpose yards, including 72 yards and a touchdown on the ground...Helped McSorley to post his 26th career 200-yard passing game. **Iowa (10/27):** Led the way as Penn State gained 312 total yards, including 118 rushing...Helped Trace McSorley to post his 20th career game with a passing and a rushing touchdown, including a 51-yard touchdown run in the third quarter, only the second run of 20 or more yards allowed by Iowa this season. **at Michigan (11/3):** Helped Tommy Stevens to rush for an 8-yard touchdown...Blocked for Trace McSorley as he reached the 9,000 career passing yards mark.

SCORING SUMMARY

Plays	Yds.	Time	Result	Qtr.	Scoring Play	Plays	Yds.	Time	Result	Qtr.	Scoring Play
APPALACHIAN STATE (7)						INDIANA (6)					
7	75	2:58	TD	1	McSorley 12-yard run (Pinegar kick)	5	36	2:00	TD	1	Sanders 1-yard run (Pinegar kick)
12	77	4:32	FG	2	Pinegar 32-yard field goal	6	83	2:20	TD	2	Freiermuth 23-yard pass from Stevens (Pinegar kick)
8	65	3:22	TD	3	McSorley 10-yard run (Pinegar kick)	7	65	2:33	FG	2	Pinegar 27-yard field goal
8	72	3:40	TD	3	Slade 27-yard run (Pinegar kick)	13	63	5:04	FG	3	Pinegar 32-yard field goal
6	75	2:22	TD	4	Sanders 2-yard run (Pinegar kick)	1	5	0:20	TD	3	McSorley 5-yard run (Pinegar kick)
7	48	0:57	TD	4	Hamler 15-yard pass from McSorley (Pinegar kick)	5	32	1:27	TD	4	McSorley 4-yard run (Pinegar kick)
4	25	-	TD	OT	Sanders 4-yard run (Pinegar kick)	IOWA (6)					
PITTSBURGH (8)						10	85	4:51	TD	1	Freiermuth 18-yard pass from McSorley (Pinegar kick)
3	63	1:09	TD	1	Hamler 32-yard run (Pinegar kick)	1	3	0:04	TD	2	Stevens 3-yard run (Pinegar kick)
3	35	0:33	TD	2	Hamler 14-yard pass from McSorley (Pinegar kick)	4	31	0:34	FG	2	Pinegar 45-yard field goal
8	40	2:39	TD	3	McSorley 4-yard run (Pinegar kick)	4	77	1:14	TD	3	McSorley 51-yard run (Pinegar kick)
-	-	-	Safety	-	TEAM (holding in end zone)	6	24	1:45	FG	3	Pinegar 49-yard field goal
-	39	-	TD	3	Thompkins 39-yard punt return (Pinegar kick)	4	5	1:25	FG	4	Pinegar 44-yard field goal
5	64	2:29	TD	4	Hippenhammer 11-yard pass from McSorley (Pinegar kick)	MICHIGAN (1)					
12	61	4:00	TD	4	Allen 4-yard run (Pinegar kick)	11	75	5:45	TD	4	Stevens 8-yard run (Pinegar kick)
1	34	0:11	TD	4	Polk 34-yard pass from Clifford (Pinegar kick)						
KENT STATE (9)											
5	75	2:09	TD	1	Thompkins 40-yard pass from McSorley (Pinegar kick)						
9	75	3:02	TD	1	McSorley 1-yard run (Pinegar kick)						
7	31	3:00	TD	1	McSorley 2-yard run (Pinegar kick)						
4	43	0:21	TD	2	McSorley 13-yard run (Pinegar kick)						
8	57	3:03	TD	3	Allen 7-yard run (Pinegar kick)						
2	41	0:35	TD	3	Slade 2-yard run (Pinegar kick)						
8	70	3:50	TD	3	Polk 41-yard pass from McSorley (Pinegar kick)						
3	98	1:12	TD	4	George 95-yard pass from Clifford (Pinegar kick)						
3	80	1:11	TD	4	Thomas 15-yard run (Pinegar kick)						
ILLINOIS (9)											
9	70	3:32	TD	1	Sanders 14-yard run (Pinegar kick)						
11	75	4:24	TD	2	Sanders 2-yard run (Pinegar kick)						
8	66	3:14	TD	2	Freiermuth 5-yard pass from McSorley (Pinegar kick)						
5	80	2:00	TD	3	Sanders 48-yard run (Pinegar kick)						
11	60	6:11	TD	4	Ju. Johnson 16-yard pass from McSorley (Pinegar kick)						
1	21	0:09	TD	4	Hamler 21-yard pass from McSorley (Pinegar kick)						
2	66	0:36	TD	4	Slade 61-yard run (Pinegar kick)						
6	54	2:48	TD	4	Slade 1-yard run (Pinegar kick)						
2	10	0:50	TD	4	J. Brown 6-yard run (Pinegar kick)						
OHIO STATE (5)											
8	63	3:37	FG	1	Pinegar 34-yard field goal						
4	7	1:30	FG	2	Pinegar 39-yard field goal						
3	93	1:03	TD	2	Hamler 93-yard pass from McSorley (Pinegar kick)						
6	73	2:22	TD	4	Freiermuth 2-yard pass from McSorley (Pinegar kick)						
7	52	2:18	TD	4	Sanders 1-yard run (Hippenhammer rush failed)						
MICHIGAN STATE (3)											
4	94	1:32	TD	1	Hamler 5-yard pass from McSorley (Pinegar kick)						
5	64	2:18	TD	2	Sanders 48-yard run (Pinegar kick)						
11	55	5:15	FG	4	Pinegar 20-yard field goal						

PENN STATE GAME-BY-GAME

	App	at Pitt	KSU	at ILL	OSU	MSU	at IND	IOWA	at MICH	WIS	at RU	UMD
First Downs	24	23	26	31	22	14	20	16	11			
Rushing	10	10	14	20	9	5	8	6	5			
Passing	11	8	9	7	9	9	12	10	5			
Penalty	3	5	3	4	4	0	0	0	1			
Net Yards Rushing	205	211	297	387	206	205	174	118	68			
Rushing Attempts	44	33	45	51	44	32	36	35	30			
Average Per Rush	4.7	6.4	6.6	7.6	4.7	6.4	4.8	3.4	2.3			
Rushing Touchdowns	5	3	6	6	1	1	3	2	1			
Yards Gained	220	244	307	402	248	215	207	164	107			
Yards Lost	15	33	10	15	42	10	33	46	39			
Net Yards Passing	229	179	346	204	286	192	243	194	118			
Completions	20	15	14	13	16	19	20	13	8			
Attempts	35	31	25	20	32	32	37	29	17			
Interceptions	0	0	1	1	0	0	1	1	2			
Yards Per Attempt	6.5	5.8	13.8	10.2	8.9	6.0	6.6	6.7	6.9			
Yards Per Completion	11.5	11.9	24.7	15.7	17.9	10.1	12.1	14.9	14.8			
Passing Touchdowns	1	3	3	3	2	1	1	1	0			
Total Offensive Yards	434	390	643	591	492	397	417	312	186			
Plays	79	64	70	71	76	64	73	64	47			
Yards Per Play	5.5	6.1	9.2	8.3	6.5	6.2	5.7	4.9	4.0			
Fumbles-Lost	--	3-2	2-0	2-1	2-1	1-1	4-1	1-1	1-1			
Penalties-Yards	2-10	4-45	9-85	8-72	7-64	6-41	3-40	6-47	4-35			
Punts-Yards	5-215	5-213	2-97	1-42	8-312	8-364	6-241	6-209	8-370			
Yards Per Punt	43.0	42.6	48.5	42.0	39.0	45.5	40.2	34.8	46.2			
Net Yards Per Punt	40.8	43.6	28.5	42.0	39.2	39.8	35.2	29.5	34.5			
Inside 20	1	4	0	1	3	1	2	0	1			
50+ Yard Kicks	1	2	1	0	1	1	1	1	1			
Touchbacks	0	0	2	0	0	1	1	0	2			
Fair Catch	3	1	0	0	3	1	0	0	1			
Kickoffs-Yards	6-361	8-408	10-618	10-606	6-390	4-259	7-405	9-552	2-99			
Yards Per Kickoff	60.2	51.0	61.8	60.6	65.0	64.8	57.9	61.3	49.5			
Net Yards Per Kickoff	30.2	40.5	42.2	45.4	40.0	42.2	40.9	36.0	36.0			
Touchbacks	2	2	6	5	6	3	4	5	0			
Punt Returns	1	2	5	3	5	4	3	4	1			
Yards	29	38	93	47	7	17	13	10	1			
Touchdowns	0	1	0	0	0	0	0	0	0			
Yards Per Return	29.0	19.0	18.6	15.7	1.4	4.2	4.3	2.5	1.0			
Kickoff Returns	1	3	1	2	3	3	5	2	2			
Yards	52	73	52	32	47	57	170	82	30			
Touchdowns	0	0	0	0	0	0	0	0	0			
Yards Per Return	52.0	24.3	52.0	16.0	15.7	19.0	34.0	41.0	15.0			
Interceptions	1	1	0	2	1	1	1	2	0			
Yards	0	0	0	28	45	37	1	51	0			
Touchdowns	0	0	0	0	0	0	0	0	0			
Fumble Recoveries	0	2	0	0	0	0	2	0	0			
Returns-Yards	0-0	1-0	0-0	0-0	0-0	0-0	0-0	0-0	0-0			
Touchdowns	0	0	0	0	0	0	0	0	0			
Miscellaneous Yards	0	0	0	0	0	0	0	0	9			
Possession Times	27:32	25:38	28:22	29:55	31:39	25:48	26:02	24:42	22:04			
1st Quarter	6:37	3:49	8:11	9:06	10:49	5:14	6:30	7:38	6:03			
2nd Quarter	8:31	7:05	7:36	8:15	7:29	6:34	6:26	5:01	4:26			
3rd Quarter	7:02	7:55	7:28	8:04	5:47	6:49	6:02	5:41	3:54			
4th Quarter	5:22	6:49	5:07	4:30	7:34	7:11	7:04	6:22	7:41			
3rd-Down Conversions	6-15	4-11	5-12	9-11	3-17	3-14	5-15	4-14	2-11			
4th-Down Conversions	1-2	0-0	2-3	0-0	1-3	0-1	0-1	1-2	1-1			
Red Zone Scoring	6-6	4-4	6-6	6-6	3-3	2-3	5-5	2-3	1-1			
Touchdowns	5	4	6	6	2	2	3	2	1			
Field Goals	1	0	0	0	1	1	2	0	0			
Sacks By-Yards	2-14	4-31	7-46	2-14	1-2	3-14	6-44	3-18	1-5			
PAT Kicks	6-6	7-7	9-9	9-9	2-2	2-2	3-4	3-3	1-1			
Field Goals	1-1	0-1	0-0	0-1	2-3	1-2	2-2	3-3	0-0			
Total Points	45	51	63	63	26	17	10	30	7			
Touchdowns Rushing	5	3	6	6	1	1	3	2	1			
Touchdowns Passing	1	3	3	3	2	1	1	1	0			
Touchdown Returns	0	1	0	0	0	0	0	0	0			
Other Touchdowns	0	0	0	0	0	0	0	0	0			
Safeties	0	1	0	0	0	0	0	0	0			
Kick PAT-Attempts	6-6	7-7	9-9	9-9	2-2	2-2	3-4	3-3	1-1			
2pt PAT-Attempts	0-0	0-0	0-0	0-0	0-1	0-0	0-0	0-0	0-0			
Field Goals-Attempts	1-1	0-1	0-0	0-1	2-3	1-2	2-2	3-3	0-0			
Points Off Turnovers	0	14	0	14	3	0	10	7	0			

OPPONENT GAME-BY-GAME

	App	at Pitt	KSU	at ILL	OSU	MSU	at IND	IOWA	at MICH	WIS	at RU	UMD
First Downs	22	15	18	26	21	25	32	23	20			
Rushing	8	13	7	12	8	5	13	8	14			
Passing	13	1	8	11	11	17	17	13	6			
Penalty	1	1	3	3	2	3	2	2	0			
Net Yards Rushing	159	245	41	245	119	123	224	135	259			
Rushing Attempts	37	52	37	45	37	36	45	38	52			
Average Per Rush	4.3	4.7	1.1	5.4	3.2	3.4	5.0	3.6	5.0			
Rushing Touchdowns	2	1	0	1	1	1	3	0	3			
Yards Gained	177	300	106	279	142	146	271	166	269			
Yards Lost	18	55	65	34	23	23	47	31	10			
Net Yards Passing	292	55	180	166	270	295	330	215	144			
Completions	26	9	21	18	22	25	35	19	11			
Attempts	39	18	40	31	39	53	55	50	17			
Interceptions	1	1	0	2	1	1	1	2	0			
Yards Per Attempt	7.5	3.1	4.5	5.4	6.9	5.6	6.0	4.3	8.5			
Yards Per Completion	11.2	6.1	8.6	9.2	12.3	11.8	9.4	11.3	13.1			
Passing Touchdowns	2	0	1	2	3	2	1	1	2			
Total Offensive Yards	451	300	221	411	389	418	554	350	403			
Plays	76	70	77	76	76	89	100	88	69			
Yards Per Play	5.9	4.3	2.9	5.4	6.5	4.7	5.5	4.0	5.8			
Fumbles-Lost	1-0	4-2	1-0	2-0	0-0	4-0	3-2	3-0	0-0			
Penalties-Yards	9-100	14-116	10-83	7-81	10-105	3-20	7-55	6-25	9-80			
Punts-Yards	6-261	6-202	11-405	4-179	9-431	10-404	6-248	7-259	3-130			
Yards Per Punt	43.5	33.7	36.8	44.8	47.9	40.4	41.3	37.0	43.3			
Net Yards Per Punt	38.7	27.3	26.5	33.0	47.1	36.7	39.2	35.6	36.3			
Inside 20	2	0	2	1	3	3	2	3	1			
50+ Yard Kicks	1	0	1	1	3	0	0	0	1			
Touchbacks	0	0	1	0	0	1	0	0	1			
Fair Catch	3	1	1	0	3	3	1	0	0			
Kickoffs-Yards	6-390	3-180	2-130	4-260	5-315	4-241	5-228	5-323	7-425			
Yards Per Kickoff	65.0	60.0	65.0	65.0	63.0	60.2	45.6	64.6	60.7			
Net Yards Per Kickoff	35.5	35.7	26.5	44.5	43.6	39.8	11.6	33.2	42.1			
Touchbacks	5	0	1	2	2	1	0	3	4			
Punt Returns	1	3	0	0	1	5	3	3	2			
Yards	11	-5	0	0	-2	26	10	32	54			
Touchdowns	0	0	0	0	0	0	0	0	0			
Yards Per Return	11.0	-1.7	0.0	0.0	-2.0	5.2	3.3	10.7	27.0			
Kickoff Returns	3	3	3	2	0	1	1	3	1			
Yards	130	34	46	27	0	15	19	103	27			
Touchdowns	1	0	0	0	0	0	0	0	0			
Yards Per Return	43.3	11.3	15.3	13.5	0.0	15.0	19.0	34.3	27.0			
Interceptions	0	0	1	1	0	0	1	1	2			
Yards	0	0	26	0	0	0	1	24	77			
Touchdowns	0	0	0	0	0	0	0	1	1			
Fumble Recoveries	0	2	0	1	1	1	1	1	1			
Returns-Yards	0-0	2-20	0-0	1-11	0-0	0-0	0-0	0-0	0-0			
Touchdowns	0	0	0	0	0	0	0	0	0			
Miscellaneous Yards	0	0	0	0	0	0	0	0	0			
Possession Times	32:28	34:22	31:38	30:05	28:21	34:12	33:58	35:18	37:56			
1st Quarter	8:23	11:11	6:49	5:54	4:11	9:46	8:30	7:22	8:57			
2nd Quarter	6:29	7:55	7:24	6:45	7:31	8:26	8:34	9:59	10:34			
3rd Quarter	7:58	7:05	7:32	6:56	9:13	8:11	8:58	9:19	11:06			
4th Quarter	9:38	8:11	9:53	10:30	7:26	7:49	7:56	8:38	7:19			
3rd-Down Conversions	6-16	4-14	7-20	4-12	4-17	5-19	9-21	7-20	8-14			
4th-Down Conversions	2-2	0-3	0-0	0-1	1-2	1-2	3-5	2-3	1-2			
Red Zone Scoring	3-4	1-3	1-1	3-3	1-2	2-2	3-4	2-3	4-4			
Touchdowns	3	1	0	3	1	2	3	1	4			
Field Goals	0	0	1	0	0	0	0	1	0			
Sacks By-Yards	1-8	1-8	1-6	2-12	4-18	1-7	3-16	3-15	5-36			
PAT Kicks	5-5	0-0	1-1	3-3	3-3	3-3	4-4	2-2	6-6			
Field Goals	1-2	0-1	1-1	1-3	0-1	0-0	0-0	2-2	0-1			
Total Points	38	6	10	24	27	21	28	24	42			
Touchdowns Rushing	2	1	0	1	1	1	3	0	3			
Touchdowns Passing	2	0	1	2	3	2	1	1	2			
Touchdown Returns	1	0	0	0	0	0	0	1	1			
Other Touchdowns	0	0	0	0	0	0	0	0	0			
Safeties	0	0	0	0	0	0	0	2	0			
Kick PAT-Attempts	5-5	0-0	1-1	3-3	3-3	3-3	4-4	2-2	6-6			
2pt PAT-Attempts	0-0	0-1	0-0	0-0	0-1	0-0	0-0	0-0	0-0			
Field Goals-Attempts	1-2	0-1	1-1	1-3	0-1	0-0	0-0	2-2	0-1			
Points Off Turnovers	0	0	3	3	7	0	0	7	21			

INDIVIDUAL GAME-BY-GAME

RUSHING

(ATT-YDS-TD)	App	at Pitt	KSU	at ILL	OSU	MSU	at IND	IOWA	at MICH	WIS	at RU	UMD
Allen, Mark	6-25-0	7-12-1	11-62-1	INJ	INJ	INJ	INJ	INJ	INJ			
Brown, Journey	DNP	DNP	-	2-10-1	DNP	DNP	1-5-0	-	1-8-0			
Clifford, Sean	-	-	2-10-0	2-(-9)-0	DNP	DNP	DNP	DNP	DNP			
Gillikin, Blake	-	-	-	-	-	-	1-(-10)-0	-	-			
Hamler, KJ	-	1-32-1	1-0-0	-	-	-	-	-	-			
McSorley, Trace	12-53-2	5-36-1	9-54-3	15-92-0	25-175-0	13-37-0	19-107-2	12-63-1	12-(-6)-0			
Sanders, Miles	19-95-2	16-118-0	14-86-0	22-200-3	16-43-1	17-162-1	15-72-1	17-62-0	7-14-0			
Slade, Ricky	6-39-1	4-13-0	5-1-1	10-94-2	DNP	1-8-0	DNP	DNP	DNP			
Stevens, Tommy	DNP	DNP	DNP	DNP	3-(-12)-0	DNP	-	5-18-1	10-52-1			
Thomas, Johnathan	-	-	3-84-1	-	-	-	-	-	-			
TEAM	1-(-3)-0	-	-	-	-	1-(-2)-0	-	-	-			

RECEIVING

(REC-YDS-TD)	App	at Pitt	KSU	at ILL	OSU	MSU	at IND	IOWA	at MICH	WIS	at RU	UMD
Allen, Mark	3-18-0	1-7-0	-	INJ	INJ	INJ	INJ	INJ	INJ			
Bowers, Nick	DNP	DNP	DNP	-	-	3-18-0	-	-	-			
Brown, Journey	DNP	DNP	-	-	DNP	DNP	-	-	1-9-0			
Dalton, Danny	1-2-0	2-17-0	DNP	DNP	DNP	DNP	DNP	DNP	DNP			
Dotson, Jahan	DNP	DNP	-	DNP	DNP	DNP	1-10-0	2-21-0	2-29-0			
Freiermuth, Pat	-	1-5-0	2-35-0	1-5-1	2-44-1	3-32-0	2-32-1	1-18-1	3-51-0			
George, Daniel	DNP	DNP	1-95-1	DNP	DNP	DNP	-	DNP	DNP			
Hamler, KJ	3-67-1	3-40-1	1-22-0	2-41-1	4-138-1	5-66-1	4-27-0	5-96-0	1-20-0			
Hippenhammer, Mac	-	1-11-1	-	1-44-0	1-21-0	3-27-0	-	-	-			
Holland, Jonathan	2-36-0	2-25-0	-	3-53-0	DNP	DNP	-	-	-			
Johnson, Juwan	6-67-0	2-23-0	-	4-51-1	5-61-0	2-19-0	2-72-0	-	DNP			
Kuntz, Zack	DNP	DNP	1-8-0	DNP	DNP	DNP	DNP	DNP	DNP			
Polk, Brandon	2-19-0	2-45-1	2-55-1	-	1-20-0	2-23-0	-	-	-			
Sanders, Miles	3-20-0	1-6-0	3-30-0	-	2-2-0	-	6-54-0	-	1-9-0			
Stevens, Tommy	DNP	DNP	DNP	DNP	-	DNP	2-2-0	-	-			
Sullivan-Brown, Cam	-	-	-	-	-	1-7-0	2-33-0	-	-			
Thompkins, DeAndre	-	-	4-101-1	2-10-0	-	-	1-13-0	5-59-0	-			

PASSING

Trace McSorley

	C-A-I	Pct.	Yards	TD	Long	Sack-Yards	Efficiency
APP STATE	20-35-0	57.1	229	0	46	1-8	121.17
at Pitt	14-30-0	46.7	145	2	22	1-8	109.27
KENT STATE	11-22-1	50.0	229	2	41	1-6	158.35
at Illinois	12-19-1	63.1	160	3	21	0-0	175.47
OHIO STATE	16-32-0	50.0	286	2	47	4-18	145.70
MICHIGAN STATE	19-32-0	59.3	192	1	25	1-7	120.10
at Indiana	19-36-1	52.8	220	0	59	3-16	98.56
IOWA	11-25-1	44.0	167	1	39	3-15	105.31
at Michigan	5-13-1	38.5	83	0	25	4-31	76.71
WISCONSIN							
at Rutgers							
MARYLAND							

Tommy Stevens

	C-A-I	Pct.	Yards	TD	Long	Sack-Yards	Efficiency
APP STATE							DNP
at Pitt							DNP
KENT STATE							DNP
at Illinois							DNP
OHIO STATE	-	-	-	-	-	-	-
MICHIGAN STATE							DNP
at Indiana	1-1-0	100.0	23	1	23	0-0	623.20
IOWA	2-4-0	50.0	27	0	18	0-0	106.70
at Michigan	3-4-1	75.0	35	0	19	1-8	98.50
WISCONSIN							
at Rutgers							
MARYLAND							

Note: Sean Clifford Game-by-Game (Comp.-Att.-Yds-TD-INT): Appalachian State DNP; at Pitt 1-1-34-1-0; Kent State 3-3-117-1-0; at Illinois 1-1-44-0-0; Ohio State DNP; Michigan State DNP; at Indiana DNP; Iowa DNP; at Michigan DNP.

KICKING & PUNTING

KICKOFFS

Season	KO	Total Yards	TB	OB	Kick Avg.	Returns	Rtn. Yds.	Yds./Rtn.
Checa, Rafael	60	3599	33	3	60.0	16	374	23.4
Tobin, Justin	2	99	0	0	49.5	1	27	27.0

Season	KO	Total Yards	TB	OB	Kick Avg.	Returns	Rtn. Yds.	Yds./Rtn.
APP STATE	6	361	2	0	60.2	3	130	43.3
at Pitt	8	408	2	0	51.0	3	34	11.3
KENT STATE	10	618	6	0	61.8	3	46	15.3
at Illinois	10	606	5	2	60.6	2	27	13.5
OHIO STATE	6	390	6	0	65.0	0	0	0.0
MICHIGAN STATE	4	259	3	0	60.2	3	130	43.3
at Indiana	7	405	4	0	57.0	1	19	19.0
IOWA	9	552	5	0	61.3	3	103	34.3
at Michigan	2	99	0	0	49.5	1	27	27.0
WISCONSIN								
at Rutgers								
MARYLAND								

PUNTING

Season	No.	Total Yds	Avg.	Long	FC	I20	50+	Blk
Gillikin, Blake	48	2063	43.0	74	9	13	9	0

Game	No.	Total Yds	Avg.	Long	FC	I20	50+	Blk
APP STATE	5	215	43.0	55	3	1	1	0
at Pitt	5	213	42.6	52	1	4	2	0
KENT STATE	2	97	48.5	58	0	0	1	0
at Illinois	1	42	42.0	42	0	1	0	0
OHIO STATE	8	312	39.0	53	3	3	1	0
MICHIGAN STATE	8	354	45.5	52	1	1	1	0
at Indiana	6	241	40.2	53	0	2	1	0
IOWA	5	209	41.8	54	0	0	1	1
at Michigan	8	370	46.2	74	1	1	1	0
WISCONSIN								
at Rutgers								
MARYLAND								

INDIVIDUAL GAME-BY-GAME

TACKLES

(UT-AT-TT)	UT-AT	TT	App	at Pitt	KSU	at ILL	OSU	MSU	at IND	IOWA	at MICH	WIS	at RU	UMD
Johnson, Jan	30-21	51	4-7	2-3	2-0	5-1	4-1	2-3	2-1	2-2	7-3			
Parsons, Micah	27-24	51	0-4	5-2	2-3	5-1	0-1	1-4	7-1	3-4	4-4			
Taylor, Garrett	31-18	49	6-2	2-3	2-1	6-1	1-3	5-1	1-2	3-3	5-2			
Brown, Cam	31-17	48	2-2	3-1	3-4	2-1	3-3	2-2	6-2	5-1	5-1			
Scott, Nick	27-20	47	5-4	0-2	1-3	4-1	3-2	4-1	5-2	1-4	4-1			
Oruwariye, Amani	31-10	41	7-0	3-0	2-1	1-2	3-1	4-0	6-3	3-3	2-0			
Farmer, Koa	21-19	40	4-2	0-1	-	1-2	2-6	4-2	4-3	2-3	4-0			
Gross-Matos, Yetur	26-14	40	2-1	1-2	2-0	0-1	1-3	2-2	6-4	7-2	3-1			
Sutherland, Jonathan	19-8	27	0-1	1-1	4-1	6-2	-	1-2	6-1	0-1	1-0			
Castro-Fields, Tariq	15-9	24	2-2	1-4	3-0	1-0	2-2	2-0	3-1	1-0	-			
Windsor, Robert	10-14	24	0-2	1-1	-	3-3	2-3	0-2	2-0	1-1	1-2			
Miller, Shareef	15-6	21	1-2	2-0	3-0	0-0	3-2	2-0	-	2-0	2-2			
Brooks, Ellis	13-6	19	0-1	2-0	1-1	5-1	-	0-1	0-1	3-0	2-1			
Givens, Kevin	12-7	19	DNP	5-2	1-0	0-3	2-2	2-0	-	-	2-0			
Toney, Shaka	13-6	19	-	5-0	1-2	1-1	0-3	-	6-0	-	-			
Reid, John	12-5	17	1-0	DNP	DNP	0-0	3-0	2-2	6-2	0-1	-			
Wade, Lamont	11-4	15	0-1	2-2	3-0	0-0	-	3-1	1-0	1-0	1-0			
Johnson, Donovan	9-3	12	1-1	-	1-0	1-1	DNP	3-1	2-0	-	1-0			
Mustipher, PJ	4-6	10	0-1	1-1	1-0	1-1	DNP	0-2	1-0	-	0-1			
Shelton, Antonio	4-6	10	1-1	1-1	0-1	0-0	1-0	0-1	1-0	0-1	0-1			
Joseph, Daniel	3-6	9	0-1	2-2	0-1	0-1	1-1	-	-	-	-			
Miller, Jarvis	3-5	8	1-1	0-1	0-1	1-0	-	-	0-1	0-1	1-0			
Monroe, Ayrton	4-4	8	-	1-1	2-1	0-1	-	-	-	1-1	-			
McPhearson, Zech	5-2	7	1-1	3-1	1-0	0-0	-	-	-	-	-			
Luketa, Jesse	5-1	6	-	1-0	3-0	0-0	-	0-1	-	1-0	-			
Simmons, Shane	4-2	6	DNP	DNP	DNP	DNP	DNP	1-1	-	1-0	2-1			
Butler, Jabari	4-1	5	-	1-0	1-0	1-0	-	0-1	-	1-0	-			
Darien, Dae'Lun	4-0	4	DNP	2-0	1-0	1-0	DNP	DNP	DNP	-	-			
Oweh, Jayson	3-0	3	DNP	DNP	3-0	0-0	DNP	DNP	DNP	DNP	DNP			
Cooper, Jake	2-0	2	DNP	1-0	1-0	DNP	DNP	DNP	DNP	DNP	DNP			
Hansard, Fred	1-1	2	0-1	-	-	1-0	-	-	INJ	INJ	INJ			
Jordan, Ellison	1-1	2	-	-	1-1	DNP	DNP	DNP	DNP	DNP	DNP			
Lutz, Isaac	0-2	2	DNP	-	0-2	0-0	-	-	-	-	-			
McSorley, Trace	1-1	2	-	-	1-0	0-1	-	-	-	-	-			
Petrishen, John	1-1	2	-	-	-	0-1	-	-	1-0	-	-			
Polk, Brandon	1-1	2	-	-	-	0-1	-	-	1-0	-	-			
Thorpe, C.J.	0-2	2	-	-	-	-	0-1	0-1	-	-	-			
Bowers, Nick	1-0	1	DNP	DNP	DNP	-	-	-	-	-	1-0			
Brown, Journey	0-1	1	DNP	DNP	-	0-1	DNP	DNP	-	-	-			
Checa, Rafael	1-0	1	-	-	-	-	-	-	-	1-0	DNP			
Chizmar, Max	0-1	1	DNP	DNP	0-1	DNP	DNP	DNP	DNP	DNP	DNP			
Gillikin, Blake	1-0	1	-	-	-	-	-	-	-	-	1-0			
Gordon, Trent	0-1	1	DNP	DNP	0-1	DNP	DNP	DNP	DNP	DNP	DNP			
Hartlaub, Drew	0-1	1	DNP	DNP	DNP	-	-	0-1	-	-	-			
Hippenhammer, Mac	1-0	1	-	1-0	-	-	-	-	-	-	-			
McGovern, Connor	1-0	1	-	1-0	-	-	-	-	-	-	-			
Vranic, Jason	0-1	1	DNP	DNP	0-1	DNP	DNP	DNP	DNP	DNP	DNP			

TFL & SACKS

TFL (Sacks)	App	at Pitt	KSU	at ILL	OSU	MSU	at IND	IOWA	at MICH	WIS	at RU	UMD
Brooks, Ellis	-	-	-	0.5 (0.5)	-	-	-	1.0 (-)	-			
Brown, Cam	1.0 (1.0)	1.0 (-)	2.0 (-)	-	-	1.0 (-)	-	-	-			
Castro-Fields, Tariq	-	-	1.0 (-)	-	-	-	1.0 (-)	-	-			
Farmer, Koa	1.0 (-)	-	-	-	0.5 (-)	-	-	-	-			
Givens, Kevin	-	2.0 (-)	-	0.5 (-)	1.5 (-)	1.0 (1.0)	-	-	-			
Gross-Matos, Yetur	0.5 (-)	0.5 (0.5)	2.0 (1.0)	-	1.0 (-)	2.5 (0.5)	2.0 (2.0)	4.0 (2.0)	1.0 (1.0)			
Hansard, Fred	0.5 (-)	-	-	-	-	-	INJ	INJ	INJ			
Jordan, Ellison	-	-	1.0 (1.0)	DNP	DNP	DNP	DNP	DNP	DNP			
Joseph, Daniel	-	1.0 (1.0)	-	-	-	-	-	-	-			
Johnson, Jan	-	0.5 (0.5)	-	-	-	-	-	-	1.0 (-)			
McPhearson, Zech	-	1.0 (1.0)	-	-	-	-	-	-	-			
Miller, Jarvis	1.0 (-)	-	-	-	-	-	-	-	-			
Miller, Shareef	1.0 (-)	2.0 (1.0)	3.0 (2.0)	-	0.5 (-)	2.0 (1.0)	-	-	-			
Oruwariye, Amani	-	-	1.0 (0.0)	-	-	-	-	-	-			
Oweh, Jayson	DNP	DNP	2.0 (2.0)	-	DNP	DNP	DNP	DNP	DNP			
Parsons, Micah	-	-	0.5 (-)	-	0.5 (0.5)	-	-	-	-			
Scott, Nick	1.0 (1.0)	-	-	-	-	-	-	-	-			
Sutherland, Jonathan	-	-	1.0 (-)	1.0 (-)	-	-	-	-	-			
Taylor, Garrett	-	-	-	1.5 (-)	-	-	-	-	-			
Toney, Shaka	-	2.0 (1.0)	0.5 (-)	1.0 (-)	-	-	4.0 (4.0)	-	-			
Wade, Lamont	-	-	2.0 (1.0)	-	-	-	-	-	-			
Windsor, Robert	-	-	-	2.5 (1.5)	1.0 (0.5)	0.5 (0.5)	1.0 (-)	1.0 (1.0)	-			
Team Total	6.0 (2.0)	10.0 (4.0)	16.0 (7.0)	7.0 (2.0)	5.0 (1.0)	7.0 (3.0)	8.0 (6.0)	6.0 (3.0)	2.0 (1.0)			

INDIVIDUAL GAME-BY-GAME

ALL-PURPOSE YARDS

	TOTAL	App	at Pitt	KSU	at ILL	OSU	MSU	at IND	IOWA	at MICH	WIS	at RU	UMD
Allen, Mark	124	43	19	62	INJ	INJ	INJ	INJ	INJ	INJ			
Bowers, Nick	18	-	-	-	-	-	18	-	-	-			
Brooks, Ellis	28	-	-	-	28	-	-	-	-	-			
Brown, Journey	32	DNP	DNP	-	10	DNP	DNP	5	-	17			
Clifford, Sean	10	DNP	0	10	(-9)	DNP	DNP	DNP	DNP	DNP			
Dalton, Danny	19	2	17	DNP	DNP	DNP	DNP	DNP	DNP	DNP			
Dotson, Jahan	58	DNP	DNP	(-2)	DNP	DNP	DNP	10	21	29			
Farmer, Koa	(-3)	-	-	-	-	-	-	(-3)	-	-			
Freiermuth, Pat	222	-	5	35	5	44	32	32	18	51			
George, Daniel	95	DNP	DNP	95	DNP	DNP	DNP	-	DNP	DNP			
Gillikin, Blake	(-10)	-	-	-	-	-	-	(-10)	-	-			
Hamler, KJ	1118	119	145	107	70	195	123	120	188	51			
Hippenhammer, Mac	103	-	11	-	44	21	27	-	-	-			
Holland, Jonathan	114	36	25	-	53	DNP	DNP	-	-	-			
Johnson, Juwan	293	67	23	-	51	61	19	72	-	DNP			
Kuntz, Zack	8	DNP	DNP	8	DNP	DNP	DNP	DNP	DNP	DNP			
McSorley, Trace	611	53	36	54	92	175	37	107	63	(-6)			
Polk, Brandon	162	19	45	55	-	20	23	-	-	-			
Reid, John	44	-	DNP	DNP	-	-	-	-	44	-			
Sanders, Miles	969	111	124	116	200	45	162	126	62	23			
Scott, Nick	8	-	-	-	-	-	-	1	7	-			
Slade, Ricky	155	39	13	1	94	DNP	8	DNP	DNP	DNP			
Stevens, Tommy	60	DNP	DNP	DNP	DNP	(-12)	DNP	2	18	52			
Sullivan-Brown, Cam	40	-	-	-	-	-	7	33	-	-			
Taylor, Garrett	82	-	-	-	-	45	37	-	-	-			
Thomas, Johnathan	198	-	-	84	-	-	-	94	-	-			
Thompkins, DeAndre	355	29	38	163	40	(-3)	17	12	59	-			
TEAM	(-30)	(-3)	-	-	-	-	(-2)	-	(-25)	-			

RED ZONE RECAP

PENN STATE

Opponent	Scores/Chances	Result	Pct.
APP STATE	6/6	5 TD, 1 FG	100%
at Pittsburgh	4/4	4 TD	100%
KENT STATE	6/6	6 TD	100%
at Illinois	6/6	6 TD	100%
OHIO STATE	3/3	2 TD, 1 FG	100%
MICHIGAN STATE	2/3	2 TD, 1 Missed FG	67%
at Indiana	5/5	3 TD, 2 FG	100%
IOWA	2/3	2 TD, 1 Fumble	67%
at Michigan	1/1	1 TD	100%
WISCONSIN			
at Rutgers			
MARYLAND			
TOTAL	35/37	31 TD, 4 FG, 1 Missed FG, 1 Turnover	95%

OPPONENT

Opponent	Series	Result	Pct.
APP STATE	3/4	3 TD, 1 Missed FG	75%
at Pittsburgh	1/3	1 TD, TO on Downs, 1 Missed FG	33%
KENT STATE	1/1	1 FG	100%
at Illinois	3/3	3 TD	100%
OHIO STATE	1/2	1 TD, 1 Missed FG	50%
MICHIGAN STATE	2/2	2 TD	100%
at Indiana	3/4	3 TD, TO on Downs	75%
IOWA	2/3	1 TD, 1 FG, 1 Interception	67%
at Michigan	4/4	4 TD	100%
WISCONSIN			
at Rutgers			
MARYLAND			
TOTAL	20/26	18 TD, 1 FG, 3 Missed FG, 3 Turnovers	77%

GAME LEADERS

Opponent	Rushing Attempts	Rushing Yards	Receptions	Receiving Yards	All-Purpose Yards	Tackles
APP STATE	Sanders - 19	Sanders - 91	Ju. Johnson - 6	Hamler - 67	Hamler - 119	Ja. Johnson - 11
at Pittsburgh	Sanders - 16	Sanders - 118	Hamler - 3	Polk - 45	Hamler - 145	Givens/Parsons - 7
KENT STATE	Sanders - 14	Sanders - 86	Thompkins - 4	Thompkins - 101	Thompkins - 163	C. Brown - 7
at Illinois	Sanders - 22	Sanders - 200	Ju. Johnson - 4	Holland - 53	Sanders - 200	Sutherland - 8
OHIO STATE	McSorley - 25	McSorley - 175	Ju. Johnson - 5	Hamler - 138	Hamler - 195	Farmer - 8
MICHIGAN STATE	Sanders - 17	Sanders - 162	Hamler - 6	Hamler - 66	Sanders - 162	Farmer/Taylor - 6
at Indiana	McSorley - 19	McSorley - 107	Sanders - 6	Ju. Johnson - 72	Sanders - 126	Gross-Matos - 10
IOWA	Sanders - 17	McSorley - 63	Hamler/Thompkins - 5	Hamler - 96	Hamler - 188	Gross-Matos - 9
at Michigan	McSorley - 12	Stevens - 52	Freiermuth - 3	Freiermuth - 51	Stevens - 52	Ja. Johnson - 10
WISCONSIN						
at Rutgers						
MARYLAND						

TURNOVERS BY GAME

PENN STATE: 13 GAINED

TYPE	QTR	PLAYER	PLAYS/ YDS	1st DOWNS	RESULT
APP STATE (1)					
Interception	OT	Oruwariye of Thomas	-	-	-

PITTSBURGH (3)

Interception	1	Oruwariye of Pickett	7/68	4	Punt
Fumble	2	J. Miller by Christodoulou	3/35	2	TD
Fumble	4	Monroe by Jacques-Louis	1/34	1	TD

KENT STATE (0)

-	-	-	-	-	-
---	---	---	---	---	---

ILLINOIS (2)

Interception	4	Ja. Johnson of Rivers	1/21	1	TD
Interception	4	Brooks of Robinson	2/10	1	TD

OHIO STATE (1)

Interception	2	Taylor of Haskins	4/7	-	FG
--------------	---	-------------------	-----	---	----

MICHIGAN STATE (1)

Interception	3	Taylor of Lewerke	4/6	-	TO on Downs
--------------	---	-------------------	-----	---	-------------

INDIANA (3)

Fumble	3	Taylor by Walker	13/63	4	FG
Fumble	4	Scott by Harris	5/32	2	TD
Interception	4	Scott of Ramsey	3/0	-	Punt

IOWA (2)

Interception	2	Reid of Stanley	1/3	-	TD
Interception	4	Scott of Stanley	5/24	1	Punt

MICHIGAN (0)

-	-	-	-	-	-
---	---	---	---	---	---

OPPONENT: 14 GAINED

TYPE	QTR	PLAYER	PLAYS/ YDS	1st DOWNS	RESULT
APP STATE (0)					
-	-	-	-	-	-

PITTSBURGH (2)

Fumble	2	Weaver by Slade	6/24	1	TO on Downs
Fumble	4	Weaver by Slade	2/10	1	Game End

KENT STATE (1)

Interception	1	Hines of McSorley	5/0	0	FG
--------------	---	-------------------	-----	---	----

ILLINOIS (2)

Fumble	1	Holland by Green	3/7	0	Punt
Interception	2	Ware of McSorley	5/32	2	FG

OHIO STATE (1)

Fumble	2	Jones by Sanders	2/25	1	TD
--------	---	------------------	------	---	----

MICHIGAN STATE (1)

Fumble	1	Thompson by McSorley	4/22	-	Punt
--------	---	----------------------	------	---	------

INDIANA (2)

Interception	2	Fitzgerald of McSorley	3/8	-	Punt
Fumble	4	Crawford by Scott	4/14	-	TO on Downs

IOWA (2)

Fumble	4	Hockaday by Sanders	6/41	2	Punt
Interception	4	Stone of McSorley	-	-	TD Return

MICHIGAN (3)

Fumble	2	Winovich by McSorley	10/48	3	TD
Interception	3	Watson of Stevens	-	-	TD Return
Interception	4	Long of McSorley	4/12	1	TD

TURNOVERS BY PLAYER

FUMBLES

(#-Lost)	App	at Pitt	KSU	at ILL	OSU	MSU	at IND	IOWA	at MICH	WIS	at RU	UMD
Farmer, Koa	-	-	-	-	-	-	1-0	-	-	-	-	-
Hamler, KJ	-	-	-	-	-	-	1-0	-	-	-	-	-
Holland, Jonathan	-	1-0	-	1-1	DNP	DNP	-	-	-	-	-	-
McSorley, Trace	-	-	1-0	-	-	1-1	-	-	1-1	-	-	-
Sanders, Miles	-	-	1-0	-	1-1	-	-	1-1	-	-	-	-
Scott, Nick	-	-	-	-	-	-	1-0	-	-	-	-	-
Slade, Ricky	-	2-2	-	1-0	DNP	-	DNP	DNP	DNP	-	-	-
Stevens, Tommy	DNP	DNP	DNP	DNP	1-0	DNP	-	-	-	-	-	-
Thompkins, DeAndre	-	-	-	-	-	-	1-0	-	-	-	-	-

FORCED FUMBLES

	App	at Pitt	KSU	at ILL	OSU	MSU	at IND	IOWA	at MICH	WIS	at RU	UMD
Brown, Cam	-	-	-	1	-	-	-	1	-	-	-	-
Butler, Jabari	-	1	-	-	-	-	-	-	-	-	-	-
Farmer, Koa	-	-	-	-	-	-	-	1	-	-	-	-
Gross-Matos, Yetur	-	-	-	-	-	1	-	-	-	-	-	-
Mustipher, PJ	-	-	-	-	DNP	-	1	-	-	-	-	-
Oruwariye, Amani	1	-	-	-	-	-	-	-	-	-	-	-
Sutherland, Jonathan	-	-	-	-	-	-	1	-	-	-	-	-
Taylor, Garrett	-	-	-	-	-	1	-	-	-	-	-	-
Toney, Shaka	-	-	-	-	-	-	1	-	-	-	-	-
Windsor, Robert	-	-	-	1	-	-	-	-	-	-	-	-

FUMBLES RECOVERED

(#-Yards)	App	at Pitt	KSU	at ILL	OSU	MSU	at IND	IOWA	at MICH	WIS	at RU	UMD
Miller, Jarvis	-	1-0	-	-	-	-	-	-	-	-	-	-
Monroe, Ayron	-	1-0	-	-	-	-	-	-	-	-	-	-
Scott, Nick	-	-	-	-	-	-	1-0	-	-	-	-	-
Taylor, Garrett	-	-	-	-	-	-	1-0	-	-	-	-	-

INTERCEPTIONS

(#-Yards)	App	at Pitt	KSU	at ILL	OSU	MSU	at IND	IOWA	at MICH	WIS	at RU	UMD
Brooks, Ellis	-	-	-	1-28	-	-	-	-	-	-	-	-
Johnson, Jan	-	-	-	1-0	-	-	-	-	-	-	-	-
Oruwariye, Amani	1-0	1-0	-	-	-	-	-	-	-	-	-	-
Reid, John	-	-	-	-	-	-	-	1-44	-	-	-	-
Scott, Nick	-	-	-	-	-	-	1-1	1-7	-	-	-	-
Taylor, Garrett	-	-	-	-	1-45	1-37	-	-	-	-	-	-

SCORING BREAKDOWN

PENN STATE DRIVES

Totals: 54 scoring drives (44 TD, 9 FG, 1 Safety)
Special Teams/Defensive Touchdown:
 TEAM - Safety; at Pittsburgh
 Thompkins, DeAndre - Punt Return; at Pittsburgh

LONGEST DRIVES BY:

Plays: 13 at Indiana (10/20)
 12, 2x Last: at Pittsburgh (9/8)
Yards: 98, 2x Last: OHIO STATE (9/29)
 94 MICHIGAN STATE (10/13)
Time: 6:11 at Illinois (9/21)
 5:45 at Michigan (11/3)

OPPONENT DRIVES

Totals: 35 scoring drives (28 TD, 5 FG, 2 Safeties)
Special Teams/Defensive Touchdown:
 Evans, Darrynton, App State - Kickoff Return
 Stone, Geno, Iowa - Interception Return
 TEAM - 2 Safeties; Iowa
 Watson, Brandon, Michigan - Interception Return

LONGEST DRIVES BY:

Plays: 15 at Indiana (10/20)
 13 Twice: Last at Michigan (11/3)
Yards: 96 OHIO STATE (9/29)
 90 at Michigan (11/3)
Time: 7:05 at Michigan (11/3)
 6:37 APP STATE (9/1)

LONG PLAY BREAKDOWN

BY YARDAGE

OFFENSE (48)

Yds	Type	Player(s)	Opponent
95*	Pass	George, Daniel from Clifford, Sean	Kent State
93*	Pass	Hamler, KJ from McSorley, Trace	Ohio State
78	Run	Sanders, Miles	Michigan State
69	Run	Thomas, Johnathan	Kent State
61*	Run	Slade, Ricky	Illinois
59	Pass	Johnson, Juwan from McSorley, Trace	Indiana
51*	Run	McSorley, Trace	Iowa
51	Run	McSorley, Trace	Ohio State
48*	Run	Sanders, Miles	Michigan State
48*	Run	Sanders, Miles	Illinois
46	Pass	Hamler, KJ from McSorley, Trace	App State
44	Run	McSorley, Trace	Indiana
44	Pass	Hippenhammer, Mac from Clifford, Sean	Illinois
41*	Pass	Polk, Brandon from McSorley, Trace	Kent State
41	Run	Sanders, Miles	Pittsburgh
40*	Pass	Thompkins, DeAndre from McSorley, Trace	Kent State
39	Pass	Hamler, KJ from McSorley, Trace	Iowa
39	Pass	Thompkins, DeAndre from McSorley, Trace	Kent State
36	Pass	Hamler, KJ from McSorley, Trace	Ohio State
34*	Pass	Polk, Brandon from Clifford, Sean	Pittsburgh
32*	Run	Hamler, KJ	Pittsburgh
31	Pass	Johnson, Juwan from McSorley, Trace	Ohio State
29	Pass	Sanders, Miles from McSorley, Trace	Indiana
29	Pass	Holland, Jonathan from McSorley, Trace	App State
27	Run	McSorley, Trace	Indiana
27	Pass	Freiermuth, Pat from McSorley, Trace	Ohio State
27*	Run	Slade, Ricky	App State
25	Pass	Freiermuth, Pat from McSorley, Trace	Michigan
25	Pass	Freiermuth, Pat from McSorley, Trace	Michigan State
23*	Pass	Freiermuth from Stevens, Tommy	Indiana
23	Run	McSorley, Trace	Ohio State
23	Pass	Hamler, KJ from McSorley, Trace	Michigan State
23	Pass	Freiermuth, Pat from McSorley, Trace	Kent State
22	Pass	Sullivan-Brown, Cam from McSorley, Trace	Indiana
22	Pass	Bowers, Nick from McSorley, Trace	Indiana
22	Pass	Hamler, KJ from McSorley, Trace	Kent State
22	Pass	Holland, Jonathan from McSorley, Trace	Pittsburgh
21	Pass	Hippenhammer, Mac from McSorley, Trace	Michigan State
21	Pass	Hippenhammer, Mac from McSorley, Trace	Ohio State
21*	Pass	Hamler, KJ from McSorley, Trace	Illinois
21	Pass	Holland, Jonathan from McSorley, Trace	Illinois
21	Run	Sanders, Miles	Pittsburgh
20	Pass	Hamler, KJ from McSorley, Trace	Michigan
20	Pass	Hamler, KJ from McSorley, Trace	Michigan State
20	Pass	Polk, Brandon from McSorley, Trace	Ohio State
20	Pass	Hamler, KJ from McSorley, Trace	Illinois
20	Run	McSorley, Trace	Pittsburgh
20	Run	Sanders, Miles	Pittsburgh

SPECIAL TEAMS (15)

Yds	Type	Player(s)	Opponent
94	KR	Thomas, Johnathan	Indiana
67	KR	Hamler, KJ	Iowa
58	KR	Hamler, KJ	Indiana
52	KR	Hamler, KJ	Kent State
52	KR	Hamler, KJ	App State
39*	PR	Thompkins, DeAndre	Pittsburgh
33	PR	Hamler, KJ	Kent State
32	PR	Thompkins, DeAndre	Kent State
29	KR	Thompkins, DeAndre	App State
28	KR	Hamler, KJ	Pittsburgh
27	KR	Hamler, KJ	Pittsburgh
24	KR	Hamler, KJ	Michigan State
22	PR	Thompkins, DeAndre	Illinois
21	KR	Hamler, KJ	Indiana
20	KR	Thomas, Johnathan	Illinois

DEFENSE (4)

Yds	Type	Player(s)	Opponent
45	INT	Taylor, Garrett	Ohio State
44	INT	Reid, John	Iowa
37	INT	Taylor, Garrett	Michigan State
28	INT	Brooks, Ellis	Illinois

LONG PLAY BREAKDOWN

LONG PLAYS BY THE NUMBERS

BY YARDAGE

Yards	No.	TD
100+	0	0
90-99	3	2
80-89	0	0
70-79	1	0
60-69	3	1
50-59	6	1
40-49	10	4
30-39	10	3
20-29	34	3

BY TYPE

Type	No.	TD
Rushing	16	6
Passing	32	7
Punt returns	5	1
Kick returns	10	0
Interceptions	4	0
Fumble returns	0	0
Other	0	0
TOTAL	67	14

20+ YARD PLAYS BY PLAYER

Player	No.	TD	R	P	KR	PR	IR	FR
Bowers, Nick	1	0	0	1	0	0	0	0
Brooks, Ellis	1	0	0	0	0	0	1	0
Freiermuth, Pat	5	1	0	5	0	0	0	0
George, Daniel	1	1	0	1	0	0	0	0
Hamler, KJ	20	4	1	9	8	1	0	0
Hippenhammer, M.	3	0	0	3	0	0	0	0
Holland, Jonathan	3	0	0	3	0	0	0	0
Johnson, Juwan	2	0	0	2	0	0	0	0
McSorley, Trace	6	1	6	0	0	0	0	0
Polk, Brandon	3	2	0	3	0	0	0	0
Reid, John	1	0	0	0	0	0	1	0
Sanders, Miles	7	2	6	1	0	0	0	0
Slade, Ricky	2	1	2	0	0	0	0	0
Sullivan-Brown, Cam	1	0	0	1	0	0	0	0
Taylor, Garrett	2	0	0	0	0	0	2	0
Thomas, J.	3	0	1	0	2	0	0	0
Thompkins, D.	6	1	0	2	0	4	0	0
TOTAL	67	14	16	32	10	5	4	0

LONGEST PLAYS OF THE YEAR

Rushing	78	Sanders, Miles	Michigan State (10/13/18)
Rushing Touchdown	61*	Slade, Ricky	at Illinois (9/21/18)
Passing	95*	George, Daniel from Clifford, Sean	Kent State (9/5/18)
Passing Touchdown	95*	George, Daniel from Clifford, Sean	Kent State (9/15/18)
Punt Return	39*	Thompkins, DeAndre	at Pittsburgh (9/8/18)
Kick Return	94	Thomas, Johnathan	at Indiana (10/20/18)
Interception Return	45	Taylor, Garrett	Ohio State (9/29/18)
Fumble Return	None		
Punt	74	Gillikin, Blake	at Michigan (11/3/18)
Field Goal	49	Pinegar, Jake	Iowa (10/27/18)

PENN STATE (67 PLAYS)

Play	#	Long	Play	Opponent
Passing:	32	95*	George, Daniel from Clifford, Sean	Kent State
Rushing:	16	78	Sanders, Miles	Michigan State
PR:	5	39*	Thompkins, DeAndre	Pittsburgh
KR:	10	94	Thomas, Johnathan	Indiana
Interception:	4	45	Taylor, Garrett	Ohio State
Opp.	#	Long	Play	Type
APP STATE	5	52	Hamler, KJ	Kick Return
at Pittsburgh	10	41	Sanders, Miles	Run
KENT STATE	10	95*	George, Daniel from Clifford, Sean	Pass
at Illinois	9	61*	Slade, Ricky	Run
OHIO STATE	9	93*	Hamler, KJ from McSorley, Trace	Pass
MICHIGAN ST.	8	78	Sanders, Miles	Run
at Indiana	10	94	Thomas, Johnathan	Kick Return
IOWA	4	67	Hamler, KJ	Kick Return
at Michigan	2	25	Freiermuth, Pat from McSorley, Trace	Pass
WISCONSIN				
at Rutgers				
MARYLAND				

OPPONENTS (47 PLAYS)

Play	#	Long	Play	Opponent
Passing:	23	47*	Twice, last Victor, Binjimen from Haskins, Dwayne	Ohio State
Rushing:	13	63	Ollison, Qadree	Pittsburgh
KR:	5	100*	Evans, Darrynton	App State
PR:	3	20	Hill, KJ	Ohio State
Interception	2	62*	Watson, Brandon	Michigan
Special Teams:	1	26	Heyward, Connor rush (punt fake)	Michigan State
Opp.	#	Long	Play	Type
APP STATE	6	100*	Evans, Darrynton	Kick Return
at Pittsburgh	2	63	Ollison, Qadree	Run
KENT STATE	1	47*	Carrigan, Mike from Barrett, Woody	Pass
at Illinois	2	51	Corbin, Reggie	Run
OHIO STATE	5	47*	Victor, Binjimen from Haskins, Dwayne	Pass
MICHIGAN ST.	7	36	Chambers, Cam from Heyward, Connor	Pass
at Indiana	5	30*	Walker, Ronnie	Run
IOWA	10	49	Smith-Marsette, Ihmire	Kick Return
at Michigan	9	62*	Watson, Brandon	Interception Return
WISCONSIN				
at Rutgers				
MARYLAND				

* - touchdown scored on play

TACKLE BREAKDOWN

RUSHING TACKLES

Johnson, Jan	40
Taylor, Garrett	38
Gross-Matos, Yetur	37
Parsons, Micah	37
Brown, Cam	34
Farmer, Koa	26
Scott, Nick	23
Windsor, Robert	21
Miller, Shareef	19
Oruwariye, Amani	19
Toney, Shaka	19
Givens, Kevin	17
Sutherland, Jonathan	15
Brooks, Ellis	13
Mustipher, PJ	10
Joseph, Daniel	7
Shelton, Antonio	7
Castro-Fields, Tariq	6
Monroe, Ayrton	6
Simmons, Shane	6
Wade, Lamont	6
Miller, Jarvis	5
Reid, John	5
McPhearson, Zech	4
Darien, Dae'Lun	3
Oweh, Jayson	3
Cooper, Jake	2
Hansard, Fred	2
Johnson, Donovan	2
Jordan, Ellison	2
Thorpe, C.J.	2
Chizmar, Max	1
Luketa, Jesse	1
Vranic, Jason	1
TOTAL	442

PASSING TACKLES

Oruwariye, Amani	23
Scott, Nick	18
Castro-Fields, Tariq	16
Brown, Cam	14
Farmer, Koa	13
Johnson, Jan	12
Reid, John	12
Parsons, Micah	11
Taylor, Garrett	10
Sutherland, Jonathan	8
Johnson, Donovan	7
Brooks, Ellis	5
Wade, Lamont	4
Windsor, Robert	3
Givens, Kevin	2
Gross-Matos, Yetur	2
Luketa, Jesse	2
Miller, Jarvis	2
Miller, Shareef	2
Monroe, Ayrton	2
Butler, Jabari	1
Darien, Dae'Lun	1
McPhearson, Zech	1
Shelton, Antonio	1
TOTAL	172

SPECIAL TEAMS TACKLES

	Total	KO	Punt
Wade, Lamont	4	0	4
Butler, Jabari	3	2	1
Parsons, Micah	3	3	0
Scott, Nick	3	0	3
Sutherland, Jonathan	3	2	1
Castro-Fields, Tariq	2	1	1
Johnson, Donovan	2	2	0
Luketa, Jesse	2	1	1
Lutz, Isaac	2	2	0
McPhearson, Zech	2	2	0
Petrishen, John	2	2	0
Brown, Journey	1	1	0
Checa, Rafael	1	1	0
Gillikin, Blake	1	0	1
Gordon, Trent	1	1	0
Hartlaub, Drew	1	1	0
Miller, Jarvis	1	0	1
Monroe, Ayrton	1	1	0
Shelton, Antonio	1	0	1
Thomas, Johnathan	1	1	0
TOTALS	37	23	14

SEASON SUPERLATIVES

PENN STATE INDIVIDUAL

Rushes	25	McSorley, Trace, Ohio State (9/29)
Yards Rushing	200	Sanders, Miles, at Illinois (9/21)
TD Rushes	3	Twice, Last: Sanders, Miles, at Illinois (9/21)
Long Rush	78	Sanders, Miles, Michigan State (10/13)
Pass Attempts	36	McSorley, Trace, at Indiana (10/20)
Pass Completions	20	McSorley, Trace, App State (9/1)
Yards Passing	286	McSorley, Trace, Ohio State (9/29)
TD Passes	3	McSorley, Trace, at Illinois (9/21)
Long Pass	95	Clifford, Sean, Kent State (9/15)
Receptions	6	Twice, Last: Sanders, Miles, at Indiana (10/20)
Yards Receiving	138	Hamler, K.J, Ohio State (9/29)
TD Receptions	1	15x, Last: Friermuth, Pat, Iowa (10/27)
Long Reception	95	George, Daniel, Kent State (9/15)
Field Goals	3	Pinegar, Jake, Iowa (10/27)
Long Field Goal	49	Pinegar, Jake, Iowa (10/27)
Punts	8	3x, Last: Gillikin, Blake, at Michigan (11/3)
Punting Avg.	48.5	Gillikin, Blake, Kent State (9/15)
Long Punt	74	Gillikin, Blake, at Michigan (11/3)
Punts Inside 20	4	Gillikin, Blake, at Pittsburgh (9/8)
Long Punt Return	39	Thompkins, DeAndre, at Pittsburgh (9/8)
Long Kickoff Return	94	Thomas, Johnathan, at Indiana (10/20)
Tackles	11	Johnson, Jan, App State (9/1)
Sacks	4.0	Toney, Shaka, at Indiana (10/20)
Tackles For Loss	4.0	Twice, Last: Gross-Matos, Yetur, Iowa (10/27)
Interceptions	1	9x, Last: Reid, John/Scott, Nick, Iowa (10/27)

OPPONENT INDIVIDUAL

Rushes	26	Scott, Stevie, Indiana (10/20)
Yards Rushing	138	Scott, Stevie, Indiana (10/20)
TD Rushes	2	Scott, Stevie, Indiana (10/20)
Long Rush	63	Ollison, Qadree, Pittsburgh (9/8)
Pass Attempts	52	Lewerke, Brian, Michigan State (10/13)
Pass Completions	26	Ramsey, Peyton, at Indiana (10/20)
Yards Passing	270	Twice, Last: Haskins, Dwayne, Ohio State (9/29)
TD Passes	3	Haskins, Dwayne, Ohio State (9/29)
Long Pass	47	3x, Last: Patterson, Shea, Michigan (11/3)
Receptions	8	Davis, Felton, Michigan State (10/13)
Yards Receiving	100	Davis, Felton, Michigan State (10/13)
TD Receptions	2	3x, Last: Davis, Felton, Michigan State (10/13)
Long Reception	47	3x, Last: Collins, Nico, Michigan (11/3)
Field Goals	2	Recinos, Miguel, Iowa (10/27)
Long Field Goal	49	Recinos, Miguel, Iowa (10/27)
Punts	11	Trickett, Matthew, Kent State (9/15)
Punting Avg.	47.9	Chrisman, Drue, Ohio State (9/29)
Long Punt	58	Chrisman, Drue, Ohio State (9/29)
Punts Inside 20	3	3x, Last: Rastetter, Colten, Iowa (10/27)
Long Punt Return	28	Peoples-Jones, Donovan, Michigan (11/3)
Long Kickoff Return	100	Evans, Darrynton, App State (9/1)
Tackles	12	Twice, Last: Roundtree, Bobby, Illinois (9/21)
Sacks	2.0	3x, Last: Uche, Josh, Michigan (11/3)
Tackles For Loss	3.0	Young, Chase, Ohio State (9/29)
Interceptions	1	6x, Last: Long, David/Watson, Brandon, Michigan (11/3)

PENN STATE TEAM

	Highs	Lows
Rushes	51, at Illinois (9/21)	30, at Michigan (11/3)
Yards Rushing	387, at Illinois (9/21)	68, at Michigan (11/3)
Yards Per Rush	7.6, at Illinois (9/21)	2.3, at Michigan (11/3)
TD Rushes	6, Twice, Last: at Illinois (9/21)	1, 3x, Last: at Michigan (11/3)
Pass Attempts	37, at Indiana (10/20)	17, at Michigan (11/3)
Pass Completions	20, Twice, Last: at Indiana (10/20)	8, at Michigan (11/3)
Yards Passing	346, Kent State (9/15)	118, at Michigan (11/3)
Yards Per Pass	13.8, Kent State (9/15)	5.8, at Pittsburgh (9/8)
TD Passes	3, 3x, Last: at Illinois (9/21)	0, at Michigan (11/3)
Total Plays	79, App State (9/1)	47, at Michigan (11/3)
Total Offense	643, Kent State (9/15)	186, at Michigan (11/3)
Yards Per Play	9.2, Kent State (9/15)	4.0, at Michigan (11/3)
Points	63, Twice, Last: at Illinois (9/21)	7, at Michigan (11/3)
Sacks By	7, Kent State (9/15)	1, at Michigan (11/3)
First Downs	31, Illinois (9/21)	11, at Michigan (11/3)
Penalties	9, Kent State (9/15)	2, App State (9/1)
Penalty Yards	85, Kent State (9/15)	10, App State (9/1)
Turnovers	3, at Michigan (11/3)	0, App State (9/1)
Interceptions By	2, Twice, Last: Iowa (10/27)	0, Twice, Last: at Michigan (11/3)
Punts	8, 3x, Last: at Michigan (11/3)	0, Kent State (9/15)
Punting Avg.	48.5, Kent State (9/15)	34.8, Iowa (10/26)
Long Punt	58, Kent State (9/15)	52, Twice, Last: Michigan State (10/13)
Punts Inside 20	4, at Pittsburgh (9/8)	0, Iowa (10/27)
Long Punt Return	39, at Pittsburgh (9/8)	1, at Michigan (11/3)
Long Kick Return	94, at Indiana (10/20)	17, at Michigan (11/3)

OPPONENT TEAM

	Highs	Lows
Rushes	52, Twice, Last: Michigan (11/3)	36, Michigan State (10/13)
Yards Rushing	259, Michigan (11/3)	41, Kent State (9/15)
Yards Per Rush	5.4, Illinois (9/21)	1.1, Kent State (9/15)
TD Rushes	3, Twice, Last: Michigan (11/3)	0, Twice, Last: Iowa (10/27)
Pass Attempts	55, Indiana (10/20)	17, Michigan (11/3)
Pass Completions	35, Indiana (10/20)	9, Pittsburgh (9/8)
Yards Passing	330, Indiana (10/20)	55, Pittsburgh (9/8)
Yards Per Pass	9.4, Indiana (10/20)	3.1, Pittsburgh (9/8)
TD Passes	3, Ohio State (9/29)	0, Pittsburgh (9/8)
Total Plays	100, Indiana (10/20)	69, Michigan (11/3)
Total Offense	554, Indiana (10/20)	221, Kent State (9/15)
Yards Per Play	5.9, App State (9/1)	2.9, Kent State (9/15)
Points	42, Michigan (11/3)	6, Pittsburgh (9/8)
Sacks By	5, Michigan (11/3)	1, 4x, Last: Michigan State (10/13)
First Downs	32, Indiana (10/20)	15, Pittsburgh (9/8)
Penalties	14, Pittsburgh (9/8)	3, Michigan State (10/13)
Penalty Yards	116, Pittsburgh (9/8)	20, Michigan State (10/13)
Turnovers	3, Indiana (10/20)	0, Twice, Last: Michigan (11/3)
Interceptions By	2, Michigan (11/3)	0, 4x, Last: Michigan State (10/13)
Punts	11, Kent State (9/15)	3, Michigan (11/3)
Punting Avg.	47.9, Ohio State (9/29)	33.7, Pittsburgh (9/8)
Long Punt	58, Ohio State (9/29)	41, Iowa (10/27)
Punts Inside 20	3, 3x, Last: Iowa (10/27)	0, Pittsburgh (9/8)
Long Punt Return	28, Michigan (11/3)	-2, Ohio State (9/29)
Long Kick Return	100, App State (9/1)	12, Pittsburgh (9/8)

THE LAST TIME...

PENN STATE

100+ Yards Rushing: 107, Trace McSorley at Indiana, 2018
 150+ Yards Rushing: 162, Miles Sanders vs. Michigan State, 2018
 200+ Yards Rushing: 200, Miles Sanders at Illinois, 2018
 300+ Yards Rushing: 327, Larry Johnson at Indiana, 2002
 30-34 Rushing Attempts: 33, Saquon Barkley at Indiana, 2016
 35+ Rushing Attempts: 35, Zach Zwinak vs. Nebraska, 2013
 Three Touchdowns Rushing: Miles Sanders at Illinois, 2018
 Four Touchdowns Rushing: Saquon Barkley at Pittsburgh, 2016
 Five Touchdowns Rushing: Ki-Jana Carter vs. Michigan State, 1994
 60+ Yard Run: 78, Miles Sanders vs. Michigan State, 2018
 70+ Yard Run: 78, Miles Sanders vs. Michigan State, 2018
 80+ Yard Run: 92, Saquon Barkley vs. Washington, 2017 @
 90+ Yard Run: 92, Saquon Barkley vs. Washington, 2017 @
 Two Players Rush For 100 Yards: Saquon Barkley (195) & Akeel Lynch (120) vs. Rutgers, 2015
 Four Rushing TD in One Quarter: vs. UMass, 2014 (2nd; Belton [2], Zwinak [2])
 300+ Yards Passing: 342, Trace McSorley vs. Washington, 2017 @
 350+ Yards Passing: 381, Trace McSorley at Michigan State, 2017
 400+ Yards Passing: 454, Christian Hackenberg vs. UCF, 2014 #
 20-24 Pass Completions: 20, Trace McSorley vs. Appalachian State, 2018
 25-29 Pass Completions: 26, Trace McSorley at Michigan State, 2017
 30-34 Pass Completions: 32, Trace McSorley vs. Washington, 2017 @
 35+ Pass Completions: 35, Matt McGloin vs. Northwestern, 2012
 30-39 Pass Attempts: 36, Trace McSorley at Indiana, 2018
 40-49 Pass Attempts: 41, Trace McSorley vs. Washington, 2017@
 50+ Pass Attempts: 50, Christian Hackenberg vs. Boston College, 2014 %
 Four Touchdown Passes: Trace McSorley vs. Georgia State, 2017
 Five Touchdown Passes: Rashard Casey vs. Louisiana Tech, 2000
 Four Interceptions Thrown: Zack Mills at Boston College, 2004
 300+ Yards Total Offense: 327, Trace McSorley at Indiana, 2018
 350+ Yards Total Offense: 461, Trace McSorley vs. Ohio State, 2018
 400+ Yards Total Offense: 461, Trace McSorley vs. Ohio State, 2018
 100+ Yards Receiving: 138, KJ Hamler vs. Ohio State, 2018
 150+ Yards Receiving: 187, Chris Godwin vs. USC, 2016 ^
 200+ Yards Receiving: 216, Deon Butler vs. Northwestern, 2006
 Two Players w/ 100 Yards Receiving: DaeSean Hamilton (112) & DeAndre Thompkins (102) at Michigan State, 2017
 Two Players w/ 150 Yards Receiving: Geno Lewis (173) & DaeSean Hamilton (165) vs. UCF, 2014 #
 Back-to-Back 100 Yards Receiving Games: Chris Godwin, 2015 (103 at Ohio State; 135 vs. Maryland)
 Three Straight 100-Yard Receiving Games: Allen Robinson, 2013 (133 vs. Syracuse; 129 vs. Eastern Michigan; 143 vs. UCF)
 10+ Receptions: 12, Saquon Barkley at Iowa, 2017
 50+ Yard Reception: 59, Juwan Johnson from Trace McSorley at Indiana, 2018
 60+ Yard Reception: 93, KJ Hamler from Trace McSorley vs. Ohio State, 2018
 70+ Yard Reception: 93, KJ Hamler from Trace McSorley vs. Ohio State, 2018
 80+ Yard Reception: 93, KJ Hamler from Trace McSorley vs. Ohio State, 2018
 Three Touchdowns Receiving: DaeSean Hamilton vs. Indiana, 2017
 Four Touchdowns Receiving: Bobby Engram vs. Minnesota, 1993
 150+ All-Purpose Yards: 166 (96 Rec, 82 KR, 10 PR), KJ Hamler vs. Iowa, 2018
 200+ All-Purpose Yards: 200 (200 Rush), Miles Sanders at Illinois, 2018
 250+ All-Purpose Yards: 358 (211 Rush, 94 Rec, 53 KR), Saquon Barkley at Iowa, 2017 (SR)
 300+ All-Purpose Yards: 358 (211 Rush, 94 Rec, 53 KR), Saquon Barkley at Iowa, 2017 (SR)
 Five Touchdowns Scored: 5 (4 rushing, 1 receiving), Saquon Barkley at Pittsburgh, 2016
 Kickoff Return For Touchdown: 97, Saquon Barkley at Ohio State, 2017
 Rushing, Receiving & Kickoff Return TD in a game: Derrick Williams vs. Illinois, 2008
 100-Yard Kickoff Return: 100, Chaz Powell vs. Youngstown State, 2010
 Punt Return For Touchdown: 39, DeAndre Thompkins at Pittsburgh, 2018
 80-Yard Punt Return: 81, Bryant Johnson vs. Michigan State, 2002
 Zero Punts in a Game: Purdue, 2013
 Multiple Interceptions: 2, Trevor Williams at Rutgers, 2014
 90-Yard Interception Return: 99, Michael Mauti at Illinois, 2012
 Interception Return For Touchdown: 30, Amani Oruwariye vs. Kent State, 2016
 Five Interceptions in a Game (Team): at Rutgers, 2014
 Fumble Return For Touchdown (Defense): 9 yards, Torrence Brown at Indiana, 2016 (forced by Brandon Bell)
 Fumble Return For Touchdown (Special Teams): 14 yards, Nick Scott vs. Indiana, 2017 (forced by Irvin Charles)
 Blocked Field Goal: Nick Scott at Michigan, 2018
 Blocked Field Goal For Touchdown: 60 yards, Grant Haley vs. Ohio State, 2016 (Marcus Allen block)
 Blocked Extra Point: Parker Cothren at Northwestern, 2015
 Blocked Punt: Juwan Johnson at Rutgers, 2016
 Blocked Punt For Touchdown: 0 yards, Michael Yancich vs. Ohio State, 2012 (Mike Hull block)
 Safety: Team (holding in the end zone) at Pittsburgh, 2018
 Two-Point Conversion Attempt: Mac Hippenhammer (Rush, Failed) vs. Ohio State, 2018
 50-Yard Field Goal: 50, Sam Ficken vs. Temple, 2014
 Four Field Goals: Tyler Davis at Rutgers, 2016
 Five Field Goals: Collin Wagner vs. Temple, 2010

OPPONENT

100+ Yards Rushing: 132, Karan Higdon, Michigan, 2018
 150+ Yards Rushing: 164, Corey Clement, Wisconsin, 2016 &
 200+ Yards Rushing: 203, BenJarvus Green-Ellis, Indiana, 2003
 30-34 Rushing Attempts: 30, Jeremy Langford, Michigan State, 2014
 35+ Rushing Attempts: 44, Mike Hart, Michigan, 2007 (OR)
 Three Touchdowns Rushing: Trevor Siemian, Northwestern, 2014
 Four Touchdowns Rushing: Montee Ball, Wisconsin, 2011
 50+ Yard Run: 50, Karan Higdon, Michigan, 2018
 60+ Yard Run: 68, Qadree Ollison, Pittsburgh, 2018
 70+ Yard Run: 74, Curtis Samuel, Ohio State, 2016
 Two Players Rush For 100 Yards: Rodney Smith (104) & Shannon Brooks (100), Minnesota, 2016
 300+ Yards Passing: 399, Tanner Lee, Nebraska, 2017
 400+ Yards Passing: 400, Brian Lewerke, Michigan State, 2017
 500+ Yards Passing: 532, Case Keenum, Houston, 2011 (OR) *
 25-29 Pass Completions: 26, Peyton Ramsey, Indiana, 2018
 30-44 Pass Completions: 33, Brian Lewerke, Michigan State, 2017
 45+ Pass Completions: 45, Case Keenum, Houston, 2011 (OR) *
 30-39 Pass Attempts: 36, Peyton Ramsey, Indiana, 2018
 40-49 Pass Attempts: 49, Nate Stanley, Iowa, 2018
 50+ Pass Attempts: 52, Brian Lewerke, Michigan State, 2018
 60+ Pass Attempts: 61, Brian Hoyer, Michigan State, 2006
 Four Touchdown Passes: J.T. Barrett, Ohio State, 2017
 Five Touchdown Passes: Sam Darnold, USC, 2016 ^
 Four Interceptions Thrown: P.J. Walker, Temple, 2014
 Five Interceptions Thrown: Gary Nova, Rutgers, 2014
 300+ Yards Total Offense: 313 (270 P, 43 R), Zac Thomas, Appalachian State, 2018
 400+ Yards Total Offense: 425 (400 P, 25 R), Brian Lewerke, Michigan State, 2017
 500+ Yards Total Offense: 542 (532 P, 10 R), Case Keenum, Houston, 2011 (OR) *
 100+ Yards Receiving: 100, Felton Davis, Michigan State, 2018
 150+ Yards Receiving: 185, Stanley Morgan, Nebraska, 2017
 200+ Yards Receiving: 228, Patrick Edwards, Houston, 2011 *
 10+ Receptions: 12, Felton Davis, Michigan State, 2017
 50+ Yard Reception: 52, Will Dissly, Washington @
 70+ Yard Reception: 70, Akrum Wadley from Nate Stanley, Iowa, 2017
 80+ Yard Reception: 80, Dominique Barnes from Kurt Hess, Youngstown State, 2010
 90+ Yard Reception: 99, Thomas Lewis from John Paci, Indiana, 1993
 Three Touchdown Receptions: Deonta Burnett, USC, 2016 ^
 Kickoff Return For Touchdown: 100, Darrynton Evans, Appalachian State, 2018
 90-Yard Kickoff Return: 100, Darrynton Evans, Appalachian State, 2018
 100-Yard Kickoff Return: 100, Darrynton Evans, Appalachian State, 2018
 Punt Return For Touchdown: 75, Venric Mark, Northwestern, 2012
 70-Yard Punt Return: 75, Venric Mark, Northwestern, 2012
 80-Yard Punt Return: 87, Willie Reid, Florida State, 2005 !
 Multiple Interceptions: 2, David Dowell, Michigan State, 2017
 Interception Return For Touchdown: 62, Brandon Watson, Michigan, 2018
 Fumble Return For Touchdown: 12, Ryan Connelly, Wisconsin, 2016 &
 Blocked Punt: Dominique Dafney, Iowa, 2018
 Blocked Punt For Touchdown: 27, Lerentee McCray, Florida, 2011 \$
 Blocked Field Goal: Anthony Nelson, Iowa, 2017
 Blocked Extra Point: Brandon Wilson, Indiana, 2018
 Safety: 2, Team (blocked punt, snap out of the end zone on punt), Iowa, 2018
 Two Safeties: Team (blocked punt, snap out of the end zone on punt), Iowa, 2018
 Defensive Extra Point: 99, D.J. Johnson, Iowa, 2002
 50-Yard Field Goal: 50, Derek Dimke, Illinois, 2010
 Four Field Goals: Michael Geiger, Michigan State, 2016

& - Big Ten Championship Game | # - Croke Park Classic (Dublin, Ireland) | ! - Orange Bowl
 \$ - Outback Bowl | ^ - Rose Bowl | * - TicketCity Bowl | % - Pinstripe Bowl | @ - PlayStation Fiesta Bowl

(SR) - School Record | (OR) - Opponent Record

OFFENSIVE STARTERS

OPPONENT	LT	LG	C	RG	RT	TE	QB	RB	WR (X)	WR (H)	WR (Z)
APPALACHIAN STATE	Bates	Gonzalez	Menet	McGovern	Wright	Holland	McSorley	Sanders	Johnson, Ju.	Hamler	Thompkins
at Pittsburgh	Bates	Gonzalez	Menet	McGovern	Fries	Holland	McSorley	Sanders	Johnson, Ju.	Hamler	Polk
KENT STATE	Bates	Gonzalez	Menet	McGovern	Fries	Holland	McSorley	Sanders	Johnson, Ju.	Hamler	Polk
at Illinois	Bates	Gonzalez	Menet	McGovern	Fries	Holland	McSorley	Sanders	Johnson, Ju.	Hamler	Polk
OHIO STATE	Bates	Gonzalez	Menet	McGovern	Fries	Freiermuth	McSorley	Sanders	Johnson, Ju.	Hamler	Polk
MICHIGAN STATE	Bates	Gonzalez	Menet	McGovern	Fries	Freiermuth	McSorley	Sanders	Johnson, Ju.	Hamler	Polk
at Indiana	Bates	Gonzalez	Menet	McGovern	Fries	Freiermuth	McSorley	Sanders	Johnson, Ju.	Hamler	Polk
IOWA	Bates	Gonzalez	Menet	McGovern	Fries	Freiermuth	McSorley	Sanders	Thompkins	Hamler	Polk
at Michigan	Bates	Gonzalez	Menet	McGovern	Wright	Freiermuth	McSorley	Sanders	Thompkins	Hamler	Hippenhammer
WISCONSIN											
at Rutgers											
MARYLAND											

DEFENSIVE STARTERS

OPPONENT	DE	DT	DT	DE	SLB	MLB	WLB	CB	FS	SS	CB
APPALACHIAN STATE	Miller, S.	Windsor	Hansard	Gross-Matos	Brown, C.	Johnson, Ja.	Farmer	Oruwariye	Scott	Taylor	Reid
at Pittsburgh	Miller, S.	Windsor	Givens	Gross-Matos	Brown, C.	Johnson, Ja.	Farmer	Oruwariye	Scott	Taylor	Castro-Fields
KENT STATE	Miller, S.	Windsor	Givens	Gross-Matos	Brown, C.	Johnson, Ja.	Farmer	Oruwariye	Scott	Taylor	Castro-Fields
at Illinois	Miller, S.	Windsor	Givens	Gross-Matos	Brown, C.	Johnson, Ja.	Farmer	Oruwariye	Scott	Taylor	Reid
OHIO STATE	Miller, S.	Windsor	Givens	Gross-Matos	Brown, C.	Johnson, Ja.	Farmer	Oruwariye	Scott	Taylor	Reid
MICHIGAN STATE	Miller, S.	Windsor	Givens	Gross-Matos	Brown, C.	Johnson, Ja.	Farmer	Oruwariye	Scott	Taylor	Reid
at Indiana	Miller, S.	Windsor	Givens	Gross-Matos	Brown, C.	Johnson, Ja.	Farmer	Oruwariye	Scott	Taylor	Reid
IOWA	Miller, S.	Windsor	Givens	Gross-Matos	Brown, C.	Johnson, Ja.	Farmer	Oruwariye	Scott	Sutherland	Reid
at Michigan	Miller, S.	Windsor	Givens	Gross-Matos	Brown, C.	Johnson, Ja.	Farmer	Oruwariye	Scott	Taylor	Reid
WISCONSIN											
at Rutgers											
MARYLAND											

CAREER STARTS

Player	'15	'16	'17	'18	Total	Player	'15	'16	'17	'18	Total
McSorley, Trace (QB)	-	14	13	9	36	Windsor, Robert (DT)	-	1	-	9	10
Bates, Ryan (OL)	-	14	8	9	31	Gross-Matos, Yetur (DE)	-	-	-	9	9
McGovern, Connor (OL)	-	9	13	9	31	Hamler, KJ (WR)	-	-	-	9	9
Gonzalez, Steven (OL)	-	3	13	9	25	Johnson, Jan (LB)	-	-	-	9	9
Farmer, Koa (LB)	-	2	13	9	24	Menet, Michal (OL)	-	-	-	9	9
Reid, John (CB)	2	14	-	7	23	Oruwariye, Amani (CB)	-	-	-	9	9
Johnson, Juwan (WR)	-	1	13	7	21	Taylor, Garrett (S)	-	-	-	8	8
Miller, Shareef (DE)	-	-	12	9	21	Freiermuth, Pat (TE)	-	-	-	5	5
Givens, Kevin (DT)	-	6	5	8	19	Holland, Jonathan (TE)	-	-	-	4	4
Thompkins, DeAndre (WR)	-	7	8	3	18	Cooper, Jake (LB)	1	2	-	-	3
Fries, Will (OL)	-	-	9	7	16	Castro-Fields, Tariq (CB)	-	-	-	2	2
Wright, Chasz (OL)	-	5	9	2	16	Allen, Mark (RB)	1	-	-	-	1
Brown, Cam (LB)	-	2	-	9	11	Hansard, Fred (DT)	-	-	-	1	1
Scott, Nick (S)	1	-	1	9	11	Hippenhammer, Mac (WR)	-	-	-	1	1
Polk, Brandon (WR)	3	-	-	7	10	Sutherland, Jonathan (S)	-	-	-	1	1
Sanders, Miles (RB)	-	-	1	9	10						

PARTICIPATION CHART

	GP/GS	App	at Pitt	KSU	at ILL	OSU	MSU	at IND	IOWA	at MICH	WIS	at RU	UMD
8 Allen, Mark	3/0	P	P	P	INJ	INJ	INJ	INJ	INJ	INJ			
90 Barber, Damion	2/0	-	-	P	P	-	-	-	-	-			
52 Bates, Ryan	9/9	ST	ST	ST	ST	ST	ST	ST	ST	ST			
83 Bowers, Nick	6/0	-	-	-	P	P	P	P	P	P			
13 Brooks, Ellis	9/0	P	P	P	P	P	P	P	P	P			
6 Brown, Cam	9/9	ST	ST	ST	ST	ST	ST	ST	ST	ST			
32 Brown, Journey	5/0	-	-	P	P	-	-	-	P	P			
20 Butler, Jabari	8/0	P	P	P	P	P	P	P	P	P			
5 Castro-Fields, Tariq	9/2	P	ST	ST	P	P	P	P	P	P			
90 Checa, Rafael	8/0	P	P	P	P	P	P	P	P	P			
88 Chisena, Dan	1/0	-	-	-	-	P	-	-	-	-			
50 Chizmar, Max	1/0	-	-	P	-	-	-	-	-	-			
14 Clifford, Sean	3/0	-	P	P	P	-	-	-	-	-			
33 Cooper, Jake	3/0	-	P	P	P	-	-	-	-	-			
80 Dalton, Danny	2/0	P	P	-	-	-	-	-	-	-			
41 Darien, Dae'Lun	5/0	-	P	P	P	-	-	-	P	P			
39 Di Leo, Frank	2/0	-	-	P	P	-	-	-	-	-			
5 Dotson, Jahan	4/0	-	-	P	-	-	-	-	P	P			
25 Faison-Walden, Brelin	1/0	-	-	P	-	-	-	-	-	-			
7 Farmer, Koa	9/9	ST	ST	ST	ST	ST	ST	ST	ST	ST			
87 Freiermuth, Pat	9/5	P	P	P	P	ST	ST	ST	ST	ST			
71 Fries, Will	9/8	P	ST	ST	ST	ST	ST	ST	ST	ST			
51 Gellerstedt, Alex	1/0	-	-	-	-	-	-	-	-	-		P	
86 George, Daniel	2/0	-	-	P	-	-	-	P	-	-			
93 Gillikin, Blake	9/0	P	P	P	P	P	P	P	P	P			
30 Givens, Kevin	8/8	-	ST	ST	ST	ST	ST	ST	ST	ST			
74 Gonzalez, Steven	9/9	ST	ST	ST	ST	ST	ST	ST	ST	ST			
19 Gordon, Trent	1/0	-	-	-	-	-	-	-	-	-			
99 Gross-Matos, Yetur	9/9	ST	ST	ST	ST	ST	ST	ST	ST	ST			
1 Hamler, KJ	9/9	ST	ST	ST	ST	ST	ST	ST	ST	ST			
53 Hansard, Fred	6/1	ST	P	P	P	P	P	INJ	INJ	INJ			
37 Hartlaub, Drew	6/0	-	-	-	P	P	P	P	P	P			
12 Hippenhammer, Mac	9/1	P	P	P	P	P	P	P	P	ST			
18 Holland, Jonathan	7/4	ST	ST	ST	ST	-	-	P	P	P			
75 Holmes, Des	4/0	-	P	P	P	-	P	-	-	-			
2 Johnson, Donovan	8/0	P	P	P	P	-	P	P	P	P			
36 Johnson, Jan	9/9	ST	ST	ST	ST	ST	ST	ST	ST	ST			
84 Johnson, Juwan	8/7	ST	ST	ST	ST	ST	ST	ST	P	-			
42 Jordan, Ellison	3/0	P	P	P	-	-	-	-	-	-			
49 Joseph, Daniel	9/0	P	P	P	P	P	P	P	P	P			
82 Kuntz, Zack	1/0	-	-	P	-	-	-	-	-	-			
40 Luketa, Jesse	9/0	P	P	P	P	P	P	P	P	P			
85 Lutz, Isaac	8/0	-	P	P	P	P	P	P	P	P			
66 McGovern, Connor	9/9	ST	ST	ST	ST	ST	ST	ST	ST	ST			
14 McPhearson, Zech	9/0	P	P	P	P	P	P	P	P	P			
9 McSorley, Trace	9/9	ST	ST	ST	ST	ST	ST	ST	ST	ST			
62 Menet, Michal	9/9	ST	ST	ST	ST	ST	ST	ST	ST	ST			
9 Miller, Jarvis	9/0	P	P	P	P	P	P	P	P	P			
48 Miller, Shareef	9/9	ST	ST	ST	ST	ST	ST	ST	ST	ST			
73 Miranda, Mike	9/0	P	P	P	P	P	P	P	P	P			
23 Monroe, Ayron	9/0	P	P	P	P	P	P	P	P	P			
93 Mustipher, PJ	8/0	P	P	P	P	-	P	P	P	P			
21 Oruwariye, Amani	9/9	ST	ST	ST	ST	ST	ST	ST	ST	ST			
28 Oweh, Jayson	2/0	-	-	P	P	-	-	-	-	-			
11 Parsons, Micah	9/0	P	P	P	P	P	P	P	P	P			
16 Petrishen, John	9/0	P	P	P	P	P	P	P	P	P			
92 Pinegar, Jake	9/0	P	P	P	P	P	P	P	P	P			
10 Polk, Brandon	9/7	P	ST	ST	ST	ST	ST	ST	ST	ST			
58 Presta, Evan	1/0	-	-	P	-	-	-	-	-	-			
29 Reid, John	7/7	ST	-	-	ST	ST	ST	ST	ST	ST			
24 Sanders, Miles	9/9	ST	ST	ST	ST	ST	ST	ST	ST	ST			
4 Scott, Nick	9/9	ST	ST	ST	ST	ST	ST	ST	ST	ST			
55 Shelton, Antonio	9/0	P	P	P	P	P	P	P	P	P			
6 Shorter, Justin	1/0	-	-	P	-	-	-	-	-	-			
79 Shuman, Charlie	1/0	-	-	P	-	-	-	-	-	-			
64 Simpson, Zach	9/0	P	P	P	P	P	P	P	P	P			
4 Slade, Ricky	5/0	P	P	P	P	-	P	-	-	-			
2 Stevens, Tommy	4/0	-	-	-	-	-	-	P	P	P			
81 Sullivan-Brown, Cam	9/0	P	P	P	P	P	P	P	P	P			
26 Sutherland, Jonathan	9/0	P	P	P	P	P	P	P	ST	P			
46 Tarburton, Nick	2/0	P	P	-	-	-	-	-	-	-			
17 Taylor, Garrett	9/8	ST	ST	ST	ST	ST	ST	ST	P	ST			
20 Thomas, Johnathan	9/0	P	P	P	P	P	P	P	P	P			
3 Thompkins, DeAndre	9/3	ST	P	P	P	P	P	P	ST	ST			
69 Thorpe, C.J.	9/0	P	P	P	P	P	P	P	P	P			
99 Tobin, Justin	1/0	-	-	-	-	-	-	-	-	-			
18 Toney, Shaka	9/0	P	P	P	P	P	P	P	P	P			
96 Vasey, Kyle	9/0	P	P	P	P	P	P	P	P	P			
50 Vranic, Jason	1/0	-	-	P	-	-	-	-	-	-			
38 Wade, Lamont	9/0	P	P	P	P	P	P	P	P	P			
53 Walker, Rasheed	1/0	-	-	P	-	-	-	-	-	-			
54 Windsor, Robert	9/9	ST	ST	ST	ST	ST	ST	ST	ST	ST			
77 Wright, Chasz	9/2	ST	P	P	P	P	P	P	P	ST			

2018 RESULTS & STATISTICS

Date	PSU Rank	Opponent (Rank)	Score	Attendance	Big Ten	Overall
Sept. 1	10/9	APP STATE (-/RV)	W, 45-38 (OT)	105,232	--	1-0
Sept. 8	13/10	at Pittsburgh	W, 51-6	68,400	--	2-0
Sept. 15	11/10	KENT STATE	W, 63-10	106,528	--	3-0
Sept. 21	10/9	at Illinois*	W, 63-24	34,704	1-0	4-0
Sept. 29	9/9	OHIO STATE* (4/4)	L, 26-27	110,889	1-1	4-1
Oct. 13	8/8	MICHIGAN STATE* (-/RV)	L, 17-21	106,685	1-2	4-2
Oct. 20	18/16	at Indiana*	W, 33-28	41,553	2-2	5-2
Oct. 27	17/16	IOWA* (18/18)	W, 30-24	105,244	3-2	6-2
Nov. 3	14/13/14	at Michigan* (5/5/5)	L, 7-42	111,747	3-3	6-3
Nov. 10		WISCONSIN*				
Nov. 17		at Rutgers*				
Nov. 24		MARYLAND*				

(*) Big Ten Conference game; Rankings - AP/Coaches/CFP

TEAM STATISTICS Penn State Opponent

SCORING	335	220
Points Per Game	37.2	24.4
Points Off Turnovers	48	41
FIRST DOWNS	187	202
Rushing	87	88
Passing	80	97
Penalty	20	17
RUSHING YARDAGE	1871	1550
Yards Gained Rushing	2114	1855
Yards Lost Rushing	243	305
Rushing Attempts	350	379
Average Per Rush	5.3	4.1
Average Per Game	207.9	172.2
TDs Rushing	28	12
PASSING YARDAGE	1991	1947
Comp-Att-Int	138-258-6	186-342-9
Average Per Pass	7.7	5.7
Average Per Reception	14.4	10.
Average Per Game	221.2	216.3
TDs Passing	15	14
TOTAL OFFENSE	3862	3497
Total Plays	608	721
Average Per Play	6.4	4.9
Average Per Game	429.1	388.6
KICK RETURNS: #-Yards	22-595	17-401
PUNT RETURNS: #-Yards	28-255	18-126
INT RETURNS: #-Yards	9-162	6-128
KICK RETURN AVERAGE	27.0	23.6
PUNT RETURN AVERAGE	9.1	7.0
INT RETURN AVERAGE	18.0	21.3
FUMBLES-LOST	16-8	18-4
PENALTIES-Yards	49-439	76-670
Average Per Game	48.8	74.4
PUNTS-Yards	49-2063	62-2519
Average Per Punt	42.1	40.6
Net Punt Average	39.9	35.5
KICKOFFS-Yards	62-3698	41-2492
Average Per Kick	59.6	60.8
Net Kick Average	39.9	35.3
TIME OF POSSESSION/GAME	26:51	33:09
3RD-DOWN CONVERSIONS	41/120 (34%)	54/153 (35%)
4TH-DOWN CONVERSIONS	6/13 (46%)	10/20 (50%)
SACKS BY-Yards	29-188	21-128
MISC YARDS	9	0
TOUCHDOWNS SCORED	44	29
FIELD GOALS-ATTEMPTS	9-13	5-11
ON-SIDE KICKS	1-1	2-2
RED-ZONE SCORES	(35-37) 95%	(20-26) 77%
RED-ZONE TOUCHDOWNS	(30-37) 81%	(18-26) 69%
PAT-ATTEMPTS	(42-43) 98%	(27-27) 100%
ATTENDANCE	534,578	256,404

SCORE BY QUARTERS	1	2	3	4	OT	Total	Avg./G
Penn State	66	68	77	117	7	335	37.2
Opponents	63	39	42	76	0	220	24.4

PASSING	G	Rating	C-A-I	Pct.	Yards	TD	LP	Avg./G
McSorley, Trace	9	123.08	127-244-5	52.0	1711	11	93	190.1
Clifford, Sean	3	559.60	5-5-0	100.0	195	2	95	65.0
Stevens, Tommy	4	160.44	6-9-1	66.6	85	1	23	21.2
Penn State	9	132.85	138-258-6	53.5	1991	15	95	221.2
Opponents	9	110.45	186-342-9	54.4	1947	14	47	216.3

Statistician's Note: Passing rating formula: $[(8.4 \times \text{yards}) + (330 \times \text{touchdowns}) - (200 \times \text{interceptions}) + (100 \times \text{completions})] / \text{attempts}$.

RUSHING	G	Att.	Yards	Avg./Att.	TD	LG	Avg./G
Sanders, Miles	9	143	848	5.9	8	78	94.2
McSorley, Trace	9	122	611	5.0	9	51	67.9
Slade, Ricky	5	26	155	6.0	4	61	31.0
Allen, Mark	3	24	99	4.1	2	19	33.0
Thomas, Johnathan	9	3	84	28.0	1	69	9.3
Stevens, Tommy	4	18	58	3.2	2	10	14.5
Hamler, KJ	9	2	32	16.0	1	32	3.6
Brown, Journey	5	4	23	5.8	1	6	4.6
Clifford, Sean	3	4	1	0.2	0	6	0.3
Gillikin, Blake	9	1	-10	-10.0	0	-10	-1.1
TEAM	4	3	-30	-10.0	0	-2	-7.5
Penn State	9	350	1871	5.3	28	78	207.9
Opponents	9	379	1550	4.1	12	63	172.2

RECEIVING	G	No.	Yards	Avg./Rec.	TD	LG	Avg./G
Hamler, KJ	9	28	517	18.5	5	93	57.4
Johnson, Juwan	8	21	293	14.0	1	59	36.6
Freiermuth, Pat	9	16	222	13.9	4	27	24.7
Sanders, Miles	9	16	121	7.6	0	29	13.4
Thompkins, DeAndre	9	12	183	15.2	1	40	20.3
Polk, Brandon	9	9	162	18.0	2	41	18.0
Holland, Jonathan	7	7	114	16.3	0	29	16.3
Hippenhammer, Mac	9	6	103	17.2	1	44	11.4
Dotson, Jahan	4	5	60	12.0	0	19	15.0
Allen, Mark	3	4	25	6.2	0	9	8.3
Sullivan-Brown, Cam	9	3	40	13.3	0	22	4.4
Dalton, Danny	2	3	19	6.3	0	9	9.5
Bowers, Nick	6	3	18	6.0	0	9	3.0
Stevens, Tommy	4	2	2	1.0	0	2	0.5
George, Daniel	2	1	95	95.0	1	95	47.5
Brown, Journey	5	1	9	9.0	0	9	1.8
Kuntz, Zack	1	1	8	8.0	0	8	8.0
Penn State	9	138	1991	14.4	15	95	221.2
Opponents	9	186	1947	10.5	14	47	216.3

TOTAL OFFENSE	G	Plays	Rushing	Passing	Total	Avg./G
McSorley, Trace	9	366	611	1711	2322	258.0
Sanders, Miles	9	143	848	0	848	94.2
Clifford, Sean	3	9	1	195	196	65.3
Slade, Ricky	5	26	155	0	155	31.0
Stevens, Tommy	4	27	58	85	143	35.8
Allen, Mark	3	24	99	0	99	33.0
Thomas, Johnathan	9	3	84	0	84	9.3
Hamler, KJ	9	2	32	0	32	3.6
Brown, Journey	5	4	23	0	23	4.6
Gillikin, Blake	9	1	-10	0	-10	-1.1
TEAM	4	3	-30	0	-30	-6.0
Penn State	9	608	1871	1991	3862	429.1
Opponents	9	721	1550	1947	3497	388.6

KICKOFF RETURNS	No.	Yards	Avg./Ret.	TD	LG
Hamler, KJ	18	484	26.9	0	67
Thomas, Johnathan	2	114	57.0	0	94
Scott, Nick	1	0	0.0	0	0
Farmer, Koa	1	-3	-3.0	0	-3.
Penn State	22	595	27.0	0	94
Opponents	17	401	23.6	1	100

PUNT RETURNS	No.	Yards	Avg./Ret.	TD	LG
Thompkins, DeAndre	17	172	10.1	1	39
Hamler, KJ	10	85	8.5	0	33
Dotson, Jahan	1	-2	-2.0	0	-2
Penn State	28	255	9.1	1	39
Opponents	18	126	7.0	0	28

72 2018 PENN STATE FOOTBALL

ALL-PURPOSE YARDAGE	G	Rushing	Receiving	Punt Returns	KO Returns	Int. Returns	Total	Avg./G
Hamler, KJ	9	32	517	85	484	0	1118	124.2
Sanders, Miles	9	848	121	0	0	0	969	107.7
McSorley, Trace	9	611	0	0	0	0	611	67.9
Thompkins, DeAndre	9	0	183	172	0	0	355	39.4
Johnson, Juwan	9	0	293	0	0	0	293	36.6
Freiermuth, Pat	9	0	222	0	0	0	222	24.7
Thomas, Johnathan	9	84	0	0	114	0	198	22.0
Polk, Brandon	9	0	162	0	0	0	162	18.0
Slade, Ricky	5	155	0	0	0	0	155	31.0
Allen, Mark	3	99	25	0	0	0	124	41.3
Holland, Jonathan	7	0	114	0	0	0	114	16.3
Hippenhammer, Mac	9	0	103	0	0	0	103	11.4
George, Daniel	2	0	95	0	0	0	95	47.5
Taylor, Garrett	9	0	0	0	0	82	82	9.1
Stevens, Tommy	4	58	2	0	0	0	60	15.0
Dotson, Jahan	4	0	60	-2	0	0	58	14.5
Reid, John	7	0	0	0	0	44	44	6.3
Sullivan-Brown, Cam	9	0	40	0	0	0	40	4.4
Brown, Journey	5	23	9	0	0	0	32	6.4
Brooks, Ellis	9	0	0	0	0	28	28	3.1
Dalton, Danny	2	0	19	0	0	0	19	9.5
Bowers, Nick	6	0	18	0	0	0	18	3.0
Kuntz, Zack	1	0	8	0	0	0	8	8.0
Scott, Nick	9	0	0	0	0	8	8	0.9
Clifford, Sean	3	1	0	0	0	0	1	0.3
Farmer, Koa	9	0	0	0	-3	0	-3	-0.3
Gillikin, Blake	9	-10	0	0	0	0	-10	-1.1
TEAM	4	-30	0	0	0	0	-30	-6.0
Penn State	9	1871	1991	255	595	162	4874	541.6
Opponents	9	1550	1947	126	401	128	4152	461.3

Points After Touchdown

SCORING	TD	FG	Kick	Rush	Rec.	Pass	DXP	Saf	Points
Pinegar, Jake	0	9-13	42-43	0-0	0-0	0-0	0	0	69
McSorley, Trace	9	0-0	0-0	0-0	0-0	0-0	0	0	54
Sanders, Miles	8	0-0	0-0	0-0	0-0	0-0	0	0	48
Hamler, KJ	6	0-0	0-0	0-0	0-0	0-0	0	0	36
Freiermuth, Pat	4	0-0	0-0	0-0	0-0	0-0	0	0	24
Slade, Ricky	4	0-0	0-0	0-0	0-0	0-0	0	0	24
Allen, Mark	2	0-0	0-0	0-0	0-0	0-0	0	0	12
Polk, Brandon	2	0-0	0-0	0-0	0-0	0-0	0	0	12
Stevens, Tommy	2	0-0	0-0	0-0	0-0	0-0	0	0	12
Thompkins, DeAndre	2	0-0	0-0	0-0	0-0	0-0	0	0	12
Brown, Journey	1	0-0	0-0	0-0	0-0	0-0	0	0	6
George, Daniel	1	0-0	0-0	0-0	0-0	0-0	0	0	6
Hippenhammer, Mac	1	0-0	0-0	0-1	0-0	0-0	0	0	6
Johnson, Juwan	1	0-0	0-0	0-0	0-0	0-0	0	0	6
Thomas, Johnathan	1	0-0	0-0	0-0	0-0	0-0	0	0	6
TEAM	0	0-0	0-0	0-0	0-0	0-0	0	1	2
Penn State	44	9-13	42-43	0-1	0-0	0-0	0	1	335
Opponents	29	5-11	27-27	0-1	0-0	0-1	0	2	220

PUNTING	No.	Yards	Average	LG	TB	FC	I-20	50+	Blk.
Gillikin, Blake	48	2063	43.0	74	6	9	13	9	0
TEAM	1	0	0.0	0	0	0	0	0	1
Penn State	49	2063	42.1	74	6	9	13	9	1
Opponents	59	2519	40.6	58	3	12	17	7	0

FIELD GOALS	FG	Pct.	1-19	20-29	30-39	40-49	50+	LG	Blk.
Pinegar, Jake	9-13	69.2	0-0	2-2	4-5	3-6	0-0	49	0
<i>Progression [Makes in ()]: (32), (45), (44), (34), (46), (39), (37), (20), (27), (32), (45), (49), (44).</i>									

KICKOFFS	No.	Yards	Average	TB	OB
Checa, Rafael	60	3599	60.0	33	3
Tobin, Justin	2	99	49.5	0	0
Penn State	62	3698	59.6	33	3
Opponents	41	2492	60.8	18	0

INTERCEPTIONS	No.	Yards	Average	TD	LG
Oruwariye, Amani	2	0	0.0	0	0
Scott, Nick	2	8	4.0	0	7
Taylor, Garrett	2	82	41.0	0	45
Brooks, Ellis	1	28	28.0	0	28
Johnson, Jan	1	0	0.0	0	0
Reid, John	1	44	44.0	0	44
Penn State	9	162	18.0	0	45
Opponents	6	128	21.3	2	62

FUMBLE RETURNS	No.	Yards	Average	TD	LG
Miller, Jarvis	1	0	0.0	0	0
Penn State	1	0	0.0	0	0
Opponents	3	31	10.3	0	20

DEFENSE	G-GS	Solo	Assist	Total	TFL-Yards	Sacks-Yards	Int.-Yards	PBU	QBH	FR-Yards	FF
Johnson, Jan	9-9	30	21	51	1.5-4	0.5-1	1-0	1	0	0-0	0
Parsons, Micah	9-0	27	24	51	1.0-5	0.5-1	0-0	0	4	0-0	0
Taylor, Garrett	9-8	31	18	49	1.5-7	0-0	2-82	6	0	1-0	1
Brown, Cam	9-9	31	17	48	5.0-15	1.0-4	0-0	6	3	0-0	2
Scott, Nick	9-9	27	20	47	1.0-10	1.0-10	2-8	1	0	1-0	0
Oruwariye, Amani	9-9	31	10	41	1.0-3	0-0	2-0	11	0	0-0	1
Farmer, Koa	9-9	21	19	40	1.5-2	0-0	0-0	1	0	0-0	1
Gross-Matos, Yetur	9-9	26	14	40	13.5-57	7.0-43	0-0	0	5	0-0	1
Sutherland, Jonathan	9-1	19	8	27	2.0-4	0-0	0-0	1	0	0-0	1
Castro-Fields, Tariq	9-2	15	9	24	2.0-2	0-0	0-0	7	0	0-0	0
Windsor, Robert	9-9	10	14	24	6.0-27	3.5-21	0-0	0	3	0-0	1
Miller, Shareef	9-9	15	6	21	8.5-44	4.0-32	0-0	0	4	0-0	0
Brooks, Ellis	9-0	13	6	19	1.5-3	1.5-3	1-28	0	0	0-0	0
Givens, Kevin	8-8	12	7	19	5.0-13	1.0-2	0-0	1	4	0-0	0
Toney, Shaka	9-0	13	6	19	7.5-47	5.0-40	0-0	1	2	0-0	1
Reid, John	7-7	12	5	17	0-0	0-0	1-44	8	2	0-0	0
Wade, Lamont	9-0	11	4	15	2.0-9	1.0-7	0-0	0	0	0-0	0
Johnson, Donovan	8-0	9	3	12	0-0	0-0	0-0	3	1	0-0	0
Mustipher, P.J.	8-0	4	6	10	0-0	0-0	0-0	0	0	0-0	1
Shelton, Antonio	9-0	4	6	10	0-0	0-0	0-0	0	0	0-0	0
Joseph, Daniel	9-0	3	6	9	1.0-9	1.0-9	0-0	1	0	0-0	0
Miller, Jarvis	9-0	3	5	8	1.0-6	0-0	0-0	0	0	1-0	0
Monroe, Ayron	9-0	4	4	8	0-0	0-0	0-0	0	0	1-0	0
McPhearson, Zech	9-0	5	2	7	1.0-3	0-0	0-0	2	0	0-0	0
Simmons, Shane	4-0	4	2	6	0-0	0-0	0-0	0	0	0-0	0
Luketa, Jesse	9-0	5	1	6	0-0	0-0	0-0	0	0	0-0	0
Butler, Jabari	9-0	4	1	5	0-0	0-0	0-0	1	0	0-0	1
Dariun, Dae'Lun	5-0	4	0	4	0-0	0-0	0-0	1	1	0-0	0
Oweh, Jayson	2-0	3	0	3	2.0-11	2.0-11	0-0	0	1	0-0	0
Cooper, Jake	3-0	2	0	2	0-0	0-0	0-0	0	0	0-0	0
Hansard, Fred	6-1	1	1	2	0.5-1	0-0	0-0	0	0	0-0	0
Jordan, Ellison	3-0	1	1	2	1.0-5	1.0-5	0-0	0	0	0-0	0
Lutz, Isaac	8-0	0	2	2	0-0	0-0	0-0	0	0	0-0	0
McSorley, Trace	9-9	1	1	2	0-0	0-0	0-0	0	0	0-0	0
Petrishen, John	9-0	1	1	2	0-0	0-0	0-0	0	0	0-0	0
Polk, Brandon	9-7	1	1	2	0-0	0-0	0-0	0	0	0-0	0
Thorpe, C.J.	8-0	0	2	2	0-0	0-0	0-0	0	0	0-0	0
Bowers, Nick	6-0	1	0	1	0-0	0-0	0-0	0	0	0-0	0
Brown, Journey	5-0	0	1	1	0-0	0-0	0-0	0	0	0-0	0
Checa, Rafael	8-0	1	0	1	0-0	0-0	0-0	0	0	0-0	0
Chizmar, Max	1-0	0	1	1	0-0	0-0	0-0	0	0	0-0	0
Gillikin, Blake	9-0	1	0	1	0-0	0-0	0-0	0	0	0-0	0
Gordon, Trent	1-0	0	1	1	0-0	0-0	0-0	0	0	0-0	0
Hartlaub, Drew	6-0	0	1	1	0-0	0-0	0-0	0	0	0-0	0
Hippenhammer, Mac	9-0	1	0	1	0-0	0-0	0-0	0	0	0-0	0
McGovern, Connor	9-9	1	0	1	0-0	0-0	0-0	0	0	0-0	0
Vranic, Jason	1-0	0	1	1	0-0	0-0	0-0	0	0	0-0	0
Penn State	9-0	408	258	666	67-287	29-188	9-162	51	30	4-0	11
Opponents	9-0	353	189	542	47-196	21-128	6-128	27	16	8-31	8