

886 WINS (8th in Nation)

48 BOWL GAMES (T-9th in Nation)

29 BOWL WINS (T-4th in Nation)

100 1ST-TEAM ALL-AMERICANS



University Park, Pa.  
Beaver Stadium (106,572)

Series: Penn State, 38-2-1

Last Meeting: Penn State, 66-3  
November 25, 2017 - Maryland Stadium  
Complete Series Info on Page 8



2 NATIONAL CHAMPIONSHIPS

4 BIG TEN CHAMPIONSHIPS

84% ALL-TIME GRADUATION RATE

65 ACADEMIC ALL-AMERICANS (2nd in Nation)

THE MATCHUP

PENN STATE NITTANY LIONS

8-3, 5-3 Big Ten

Head Coach: James Franklin (East Stroudsburg '95)  
Record at Penn State (5th season): 44-20 (.688)  
Career Record (8th season): 68-35 (.660)  
vs. Maryland: 3-1



PxP: Mark Jones  
Analyst: Dusty Dvoracek  
Sideline: Molly McGrath



PxP: Steve Jones  
Analyst: Jack Ham  
Sideline: Derrick Williams  
Local: 93.7 FM/1450 AM  
Web: GoPSUsports.com  
Sirius/XM/Internet: 106/196/958

MARYLAND TERRAPINS

5-6, 3-5 Big Ten

Interim Head Coach: Matt Canada (Indiana '93)  
Record at Maryland (1st season): 5-6 (.455)  
Career Record (Same): Same  
vs. Penn State: First Meeting

BY THE #'S

37

Wins for the senior class over the last four seasons

30

Wins as a starting quarterback by Trace McSorley, which is a Penn State record

10

Eight-plus win seasons in the last 14 years

3.45

Team sacks per game leads the Big Ten and ranks fifth in FBS

INSIDE THE GAME

NO. 15/14 PENN STATE HOSTS MARYLAND FOR SENIOR DAY

The regular season concludes Saturday for No. 15/14 Penn State, as it is set to honor 21 seniors taking the field at Beaver Stadium for the final time before its kickoff against Maryland. Game time is set for 3:30 p.m. on ABC.

The Nittany Lions will be recognizing the winningest class since 2011 (38-14) and 2009 (40-12), as the current group of seniors is 37-14 over the last four seasons. The group has been particularly dominant at home with a 26-3 record entering the weekend.

Among the leaders of the class is senior quarterback Trace McSorley, who has been the starter in Penn State's last 30 wins, setting a school record for starting quarterback victories. He is looking to guide Penn State to its ninth nine-win season in the last 14 years and improve on his 20-2 record at home as a starter.

Senior safety Nick Scott captains a defense that has yielded just 17 points and 503 yards total in its last two games. The unit leads the Big Ten in red zone defense (73.3 percent), sacks per game (3.45) and tackles for loss per game (7.7).

Sophomore defensive end Yetur Gross-Matos ranks second in the Big Ten in tackles for loss (1.5 per game) and is one of three Nittany Lion defensive linemen to rank in the top-10 in the Big Ten in sacks per game. Gross-Matos has made 33 tackles, 10.0 tackles for loss and 6.0 sacks in the last five weeks after making 17 tackles, 6.5 TFLs and 2.0 sacks the first six weeks of the season.

The Nittany Lions face a Maryland team fighting for bowl eligibility at 5-6. The Terrapins nearly got their sixth win last week, but came up short in overtime against No. 10 Ohio State, 52-51, after just missing on a game-deciding two-point conversion attempt. Running back Anthony McFarland led Maryland, rushing for 298 yards and two touchdowns, and was named the Big Ten Freshman of the Week.

BREAKDOWN

RUSHING

Penn State: Miles Sanders 193 for 1,095 yds (99.5), 9 TD  
Maryland: Anthony McFarland 125 for 1,022 yds (92.9), 4 TD

PASSING

Penn State: Trace McSorley 163-of-306, 2,054 yds (186.7), 15 TD/6 INT  
Maryland: Tyrrell Pigrome 22-of-44, 376 yds (37.6), 2 TD/1 INT

RECEIVING

Penn State: KJ Hamler 38 for 623 yds (56.6), 5 TD  
Maryland: Taivon Jacobs 23 for 298 yds (27.1), 2 TD

DEFENSE

Penn State: Yetur Gross-Matos 50 tkl, 16.5 TFL, 8.0 SK, 2 FF  
Maryland: Tre Watson 110 tkl, 3.0 TFL, 1.0 SK, 5 INT, 3 PBU, 1 FR, 1 FF

PSU

34.3  
199.4  
174-320-6  
212.2  
411.5  
+2  
21.5  
177.0  
200-378-13  
186.6  
363.6

TEAM

SCORING/GAME 30.8  
RUSHING/GAME 244.4  
PASSING (C-A-INT) 111-218-5  
PASSING/GAME 137.3  
TOTAL OFFENSE/GAME 381.6  
TURNOVER MARGIN +8  
PTS ALLOWED/GAME 27.8  
OPP. RUSH YDS/GAME 172.5  
OPP. PASSING 170-315-18  
OPP. PASS YDS/GAME 202.1  
OPP. TOTAL OFFENSE/GAME 374.5

UMD

2018 SCHEDULES

PENN STATE

Overall (BIG): 8-3 (5-3 East)		Home: 4-2	Road: 4-1	Ntrl: 0-0	
PSU Rank	Opponent (Rank)	Time/Result	TV	Attend.	
<b>September</b>					
1	10/9	Appalachian State (-/RV) W, 45-38 (OT)	BTN	105,232	
8	13/10	at Pittsburgh W, 51-6	ABC	68,400	
15	11/10	Kent State W, 63-10	FS1	106,528	
21*	T-10/9	at Illinois * W, 63-24	FS1	34,704	
29	9/9	Ohio State * (4/4) L, 26-27	ABC	110,889	
<b>October</b>					
13	8/8	Michigan State * (-/RV) L, 17-21	BTN	106,685	
20	18/16	at Indiana * W, 33-28	ABC	41,553	
27	17/16	Iowa * (18/18) W, 30-24	ESPN	105,244	
<b>November</b>					
3	14/13/14	at Michigan * (5/5/5) L, 7-42	ESPN	111,747	
10	21/20/20	Wisconsin * (RV/RV/-) W, 22-10	ABC	105,396	
17	16/15/14	at Rutgers * W, 20-7	BTN	44,840	
24	15/14/12	Maryland * 3:30 p.m.	ABC		

\* - BIG game ^ - Friday game All times Eastern Rankings: AP/Coaches/CFP

MARYLAND

Overall (BIG): 5-6 (3-5 East)		Home: 4-3	Road: 1-3	Ntrl: 0-0	
Rank	Opponent (Rank)	Time/Score	TV	Attend.	
<b>September</b>					
1	vs. Texas (23/21)	W, 34-29	FOX	47,641	
8	RV/RV	at Bowling Green W, 45-14	ESPN+	16,142	
15	RV/RV	Temple L, 14-35	BTN	32,075	
22	Minnesota *	W, 42-13	BTN	36,211	
<b>October</b>					
6	RV/RV	at Michigan * (15/16) L, 21-42	ABC	109,531	
13	Rutgers *	W, 34-7	BTN	32,995	
20	RV/-	at Iowa * (19/22) L, 0-23	ESPN2	69,250	
27	Illinois *	W, 63-33	BTN	30,387	
<b>November</b>					
3	Michigan State * (RV/RV)	L, 3-24	ESPN2	31,735	
10	at Indiana *	L, 32-34	BTN	35,264	
17	Ohio State * (9/8/10)	L, 51-52 (OT)	ABC	38,177	
24	at Penn State * (15/14/12)	3:30 p.m.	ABC		

\* - BIG game All times Eastern Rankings: AP/Coaches/CFP

TABLE OF CONTENTS

Page 2 Quick Facts/NFL Notes  
Page 3 Opponent Tracker/BIG Standings/Media Info  
Page 4-6 Head Coach James Franklin  
Page 7 National Polls/Leadership/This Day in History  
Page 8 Series Notes  
Page 9-10 Maryland Notes  
9 Record Breakdown/Rankings Comparison  
10 Winningest Programs/At The Start  
Page 10-12 Highlights  
11 Season Honors  
12 National Statistical Leaders  
Page 13-14 Trace McSorley  
Page 15-17 Offense Notes

15 Coaching Staff POTW  
16 Coaching Staff Notes/SI Cover  
17 Community Service  
Page 18-19 Defense Notes  
18 Classroom Success  
Page 19-20 Special Teams Notes  
19 Happy Valley/Upcoming Game Themes  
Page 20-21 Season Notes  
20 Future Schedules/Preseason Honors  
21 Wally Triplett  
Page 22 Depth Chart/Pronunciations/Asst. Coaches  
Page 23-24 Numerical Roster  
Page 25-26 Alphabetical Roster

Page 27-30 Record Watch  
Page 31-41 Games 1-11  
Page 42-59 Player Bios  
Page 60-67 Game-by-Game Statistics  
Page 68-69 Long Play Breakdown  
Page 70 Tackle Breakdown  
Page 71 Season Superlatives  
Page 72 The Last Time...  
Page 73 Start Chart  
Page 74 Starters/Participation  
Page 75-77 Season Statistics

## 2 2018 PENN STATE FOOTBALL

### PROGRAM NOTES

#### WINNING RECORD

Penn State clinched its 14th consecutive winning season in 2018. Only four FBS teams have had a winning season each of the last 14 years (Penn State, Oklahoma, Boise State, LSU, Wisconsin). Virginia Tech, USC and Florida State can also achieve the feat this season.

Penn State holds the FBS record for most consecutive seasons without a losing record at 49 (1939-87). (ESPN Stats & Info)

#### ACADEMIC EXCELLENCE

A total of 424 of Penn State football student-athletes, including a program-record 35 in 2017, have earned Academic All-Big Ten honors since 1993 for owning at least a 3.0 grade point average and being a letterwinner.

#### ONE OF NATION'S TOUGHEST HOME VENUES

Penn State owns a superlative 289-74 (.796) record inside Beaver Stadium, the nation's second-largest facility, which opened in 1960 and has a capacity of 106,572.

### QUICK FACTS

#### UNIVERSITY

NAME	The Pennsylvania State University
LOCATION	University Park, Pa.
FOUNDED	1855
ENROLLMENT	46,610
NICKNAME	Nittany Lions
COLORS	Blue & White
CONFERENCE	Big Ten
DIVISION	NCAA Division I
STADIUM	Beaver Stadium (106,572)
STADIUM SURFACE	Natural Grass
PRESIDENT	Dr. Eric Barron
ATHLETICS DIRECTOR	Sandy Barbour
HEAD COACH	James Franklin (5th Season)
FOOTBALL OFFICE	814-865-0412
TICKET OFFICE	1-800-NITTANY

#### FOOTBALL HISTORY

FIRST YEAR	1887
ALL-TIME RECORD (132nd Season)	886-390-42 (.727) <i>8th in victories</i>
ALL-TIME BIG TEN RECORD (26th Season)	132-78 (.629)
ALL-TIME BOWL RECORD	29-17-2 (.625) <i>T-4th in bowl victories</i>
YEARS IN POST SEASON PLAY	48 <i>T-9th in bowl appearances</i>
BEAVER STADIUM RECORD	289-74 (.796)

#### ASSISTANT COACHES

BRENT PRY	Buffalo; 1993 Defensive Coordinator/Linebackers (5th Season)
RICKY RAHNE	Cornell; 2002 Offensive Coordinator/Quarterbacks (5th Season)
PHIL GALIANO	Shippensburg; 2000 Special Teams Coordinator/Asst. DL (1st Season)
TIM BANKS	Central Michigan; 1995 Co-Defensive Coordinator/Safeties (3rd Season)
TYLER BOWEN	Maryland; 2010 Off. Recruiting Coordinator/Tight Ends (1st Season)
DAVID CORLEY	Wake Forest; 2006 Wide Receivers (1st Season)
MATT LIMEGROVER	University of Chicago; 1991 Run Game Coordinator/Offensive Line (3rd Season)
JA'JUAN SEIDER	West Virginia; 2000 Running Backs Coach (1st Season)
TERRY M. SMITH	Penn State; 1991 Assistant Head Coach/Defensive Recruiting Coordinator/Cornerbacks (5th Season)
SEAN SPENCER	Clarion; 1995 Associate Head Coach/Run Game Coordinator/Defensive Line (5th Season)
DWIGHT GALT	Maryland; 1981 Assistant AD of Performance Enhancement (5th Season)

### BIG BEST



#### CO-OFFENSIVE POTW: Dwayne Haskins • Ohio State • So. • QB • Potomac, Md.

- Responsible for six touchdowns in Ohio State's overtime victory at Maryland
- Completed 28 of 38 passes for 405 yards, giving him a team-record 3,685 passing yards on the season
- Threw three touchdown passes to increase his total to a team-record 36 this season
- Rushed for a career-high 59 yards and three touchdowns in the contest

#### CO-OFFENSIVE POTW: Jonathan Taylor • Wisconsin • So. • RB • Salem, N.J.

- Carried 33 times for a career-high 321 yards in a victory over Purdue, the third-highest single-game total in Wisconsin history
- Scored three touchdowns, including the game-winner on a 17-yard run in the game's third overtime



#### CO-DEFENSIVE POTW: A.J. Epenesa • Iowa • So. • DE • Glen Carbon, Ill.

- In a two-minute span in the second quarter against Illinois, forced a fumble, recovered a fumble, scored a touchdown (19 yards, first of his career), recorded a sack, and blocked a punt
- Finished the game with a career-high eight tackles along with 1.5 sacks, 3.5 tackles for loss and one pass break-up



#### CO-DEFENSIVE POTW: Blake Cashman • Minnesota • Sr. • LB • Eden Prairie, Minn.

- Recorded a career-high 20 tackles against Northwestern to become the first Big Ten player to record 20 tackles in a regulation game since 2013
- Added one sack, 2.5 tackles for loss and a pass break-up



#### CO-SPECIAL TEAMS POTW: Jake Moody • Michigan • Fr. • K • Northville, Mich.

- Set a school record by going 6-for-6 on field goal attempts in Michigan's victory over Indiana, breaking the record for most field goals in a Big Ten Conference game
- Added an extra point to score a school-record 19 points in the contest
- Converted field goal attempts from 23, 29, 30, 31, 32 and 33 yards



#### CO-SPECIAL TEAMS POTW: Barret Pickering • Nebraska • Fr. • K • Birmingham, Ala.

- Accounted for all of Nebraska's scoring in a 9-6 victory over Michigan State, with all three field goals coming in the fourth quarter
- Hit a career-long, game-winning 47-yard field goal with 5:13 remaining in the fourth quarter



#### FRESHMAN POTW: Anthony McFarland • Maryland • Fr. • RB • Hyattsville, Md.

- Rushed for 298 yards and two touchdowns on 21 carries against Ohio State, marking the second-most rushing yards ever by a Terp and trailing only LaMont Jordan's 306 yards in 1999
- Averaged 14.2 yards per carry in the contest while breaking the 200-yard plateau for the second consecutive game
- Scored on touchdown runs of 81 and 75 yards in the first quarter, finishing the opening quarter with the most rushing yards by an FBS player this season (175 yards)
- Earns his second career Freshman of the Week award
- Last Maryland Freshman of the Week: Anthony McFarland (Sept. 24, 2018)

### LIONS IN THE NFL

#### 34 NITTANY LIONS ON NFL ROSTERS

A total of 34 Penn State football alumni are populating the rosters of 21 National Football League teams. The Nittany Lions annually are among the top 20 programs nationally in producing players in the NFL. In addition, eight former Nittany Lions are members of NFL coaching staffs and two former non-football student-athletes are on rosters.

The Miami Dolphins, New York Giants, Pittsburgh Steelers, and Tampa Bay Buccaneers boast a league-high three Penn Staters each, including 10th-year defensive end Cameron Wake on the Dolphins and 2018 No. 2 overall draft pick Saquon Barkley on the Giants.

Five teams - Arizona, Chicago, Oakland, San Francisco and Tennessee - each have two PSU alums. Fourteen-year vet and San Francisco All-Pro placekicker Robbie Gould is Penn State's elder statesman. In the NFC East, Pro Bowl linebacker Sean Lee returns for his ninth season with the Cowboys, while sixth-year offensive lineman Stefen Wisniewski is looking to help the Eagles defend their Super Bowl title.

A total of 10 players from Penn State's 2017 Fiesta Bowl-winning squad are on NFL rosters. In addition to Barkley, Marcus Allen (Pittsburgh Steelers), Saeed Blacknall (Oakland Raiders), Jason Cabinda (Oakland Raiders), Mike Gesicki (Miami Dolphins), Grant Haley (New York Giants), Brendan Mahon (Carolina Panthers), DaeSean Hamilton (Denver Broncos), and Troy Apke (Washington Redskins) are on active rosters, while Curtis Cothran (Minnesota Vikings) is on a practice squad.

Former Penn State men's lacrosse player Chris Hogan also appeared in the most recent Super Bowl and is returning to the Patriots for his sixth season in the NFL. Additionally, former men's basketball player Ross Travis is with the Indianapolis Colts for his third NFL season, but is on injured reserve.

A total of 350 Nittany Lions have been selected all-time in the NFL Draft, which ranks seventh among Division I institutions, including 37 in the first round. The Nittany Lions have had at least three players drafted six of the last seven years. The six selections in April were the most since 2010 when six Nittany Lions were chosen.

Penn State has had at least one representative in 47 of 52 Super Bowls and 107 appearances overall, which is fifth among FBS institutions. Forty Nittany Lions have claimed 57 Super Bowl rings.

**Arizona Cardinals (2):** Gerald Hodges (6), A.Q. Shipley<sup>®</sup> (7)

**Atlanta Falcons (1):** Jack Crawford (7)

**Carolina Panthers (1):** Brendan Mahon (R)

**Chicago Bears (2):** Adrian Amos (4), Allen Robinson II (5)

**Cincinnati Bengals (1):** Brandon Bell (2)

**Cleveland Browns (1):** Anthony Zettel (3)

**Dallas Cowboys (1):** Sean Lee<sup>c</sup> (9)

**Denver Broncos (1):** DaeSean Hamilton (R)

**Indianapolis Colts:** Ross Travis<sup>®</sup> (3; former MBB player)

**Kansas City Chiefs (1):** Jordan Lucas (3)

**Los Angeles Rams (1):** Garrett Sickels<sup>®</sup> (2)

**Los Angeles Chargers (1):** Trevor Williams (3)

**Miami Dolphins (3):** Mike Gesicki (R), Mike Hull<sup>®</sup> (4), Cameron Wake (10)

**Minnesota Vikings (1):** Curtis Cothran (R)

**New England Patriots:** Chris Hogan (6; former MLAX player)

**New York Giants (3):** Saquon Barkley (R), Grant Haley (R), Nate Stupar (6)

**Oakland Raiders (2):** Saeed Blacknall (R), Jason Cabinda (R)

**Philadelphia Eagles (1):** Stefen Wisniewski (6)

**Pittsburgh Steelers (3):** Marcus Allen (R), Malik Golden<sup>®</sup> (2), Jesse James (4)

**San Francisco 49ers (2):** Garry Gilliam (5), Robbie Gould (14)

**Tampa Bay Buccaneers (3):** Chris Godwin (2), Carl Nassib (3), Donovan Smith (4)

**Tennessee Titans (2):** Austin Johnson (3), DaQuan Jones (5)

**Washington Redskins (1):** Troy Apke (R)

*italics indicates practice squad, <sup>®</sup> injured reserve, <sup>c</sup> Captain*

#### EIGHT FORMER LIONS ON NFL COACHING STAFFS

Eight former Nittany Lions are patrolling the sidelines as part of NFL coaching staffs in 2018.

Tom Bradley (Pittsburgh, defensive backs)

Gary Brown (Dallas, running backs)

Bobby Engram (Baltimore, wide receivers)

Peter Giunta (New Orleans, senior defensive assistant)

Al Golden (Detroit, linebackers)

D'Anton Lynn (Houston, assistant defensive backs)

Mike Munchak (Pittsburgh, offensive line)

Paul Pasqualoni (Detroit, defensive coordinator)

**OPPONENT TRACKER**

<b>APPALACHIAN ST. (SEPT. 1)</b> <b>Overall:</b> 8-2 <b>Sun Belt:</b> 6-1 <b>This Week:</b> host Troy <b>Last Week:</b> W, 45-17, Georgia State AppStateSports.com	<b>Pittsburgh (SEPT. 8)</b> <b>Overall:</b> 7-4 <b>ACC:</b> 6-1 <b>This Week:</b> at Miami <b>Last Week:</b> W, 34-13, Wake Forest PittsburghPanthers.com	<b>KENT STATE (SEPT. 15)</b> <b>Overall:</b> 2-9 <b>MAC:</b> 1-6 <b>This Week:</b> host Eastern Michigan (Fri.) <b>Last Week:</b> L, 34-56, Toledo KentStateSports.com
<b>Illinois (FRI., SEPT. 21)</b> <b>Overall:</b> 4-7 <b>B1G:</b> 2-6 <b>This Week:</b> at Northwestern <b>Last Week:</b> L, 0-63, Iowa FightingIllini.com	<b>OHIO STATE (SEPT. 29)</b> <b>Overall:</b> 10-1 <b>B1G:</b> 7-1 <b>This Week:</b> host Michigan <b>Last Week:</b> W, 52-51 (OT), Maryland OhioStateBuckeyes.com	<b>MICHIGAN ST. (OCT. 13)</b> <b>Overall:</b> 6-5 <b>B1G:</b> 4-4 <b>This Week:</b> host Rutgers <b>Last Week:</b> L, 6-9, Nebraska MSUSpartans.com
<b>Indiana (OCT. 20)</b> <b>Overall:</b> 5-6 <b>B1G:</b> 2-6 <b>This Week:</b> host Purdue <b>Last Week:</b> L, 20-31, Michigan IUHoosiers.com	<b>IOWA (OCT. 27)</b> <b>Overall:</b> 7-4 <b>B1G:</b> 4-4 <b>This Week:</b> host Nebraska (Fri.) <b>Last Week:</b> W, 63-0, Illinois HawkeyeSports.com	<b>Michigan (NOV. 3)</b> <b>Overall:</b> 10-1 <b>B1G:</b> 8-0 <b>This Week:</b> at Ohio State <b>Last Week:</b> W, 31-20, Indiana MGoBlue.com
<b>WISCONSIN (NOV. 10)</b> <b>Overall:</b> 7-4 <b>B1G:</b> 5-3 <b>This Week:</b> host Minnesota <b>Last Week:</b> W, 47-44 (OT), Purdue UWBadgers.com	<b>Rutgers (NOV. 17)</b> <b>Overall:</b> 1-10 <b>B1G:</b> 0-8 <b>This Week:</b> at Michigan State <b>Last Week:</b> L, 7-20, Penn State ScarletKnights.com	<b>MARYLAND (NOV. 24)</b> <b>Overall:</b> 5-6 <b>B1G:</b> 3-5 <b>This Week:</b> at Penn State <b>Last Week:</b> L, 51-52 (OT) Ohio State UMTerps.com

**PENN STATE MEDIA SERVICES**

**FOOTBALL CONTACTS**

**Kris Petersen**  
 Cell: 814-883-4581  
 E-mail: kap18@psu.edu  
 Twitter: @GoPSUKris

**Mark Brumbaugh**  
 Cell: 814-441-9145  
 E-mail: mgb28@psu.edu  
 Twitter: @markbrumbaugh

**Paul Marboe**  
 Cell: 814-777-7604  
 E-mail: prm5118@psu.edu  
 Twitter: @pmarboe33

**Assoc. AD for Strategic Communications:** Jeff Nelson  
**Asst. AD for Strategic Communications:** Kris Petersen  
**Associate Director:** Rose Carter  
**Assistant Directors:** Mark Brumbaugh, Pat Donghia, John Hanna, Paul Marboe, Nicole Praga, Will Rottler, Kevin Stoicovy, Jocelyn VerVelde, Chelsea Vielhauer  
**Admin. Assistant:** Cristin Guiher  
**Strategic Communications Office:** 814-865-1757  
**Website:** GoPSUsports.com  
**Address:** 101D Bryce Jordan Center, University Park, Pa., 16802

**SUNDAY:**

9 a.m. - Updated stats available at GoPSUsports.com.

**MONDAY:**

8 p.m. - Game Notes available at GoPSUsports.com.

**TUESDAY:**

12:30 p.m. - Penn State Weekly Press Conference  
 James Franklin and at least two players available for questions in person and via telephone at Beaver Stadium.  
 To participate please contact the Strategic Communications Office at 814-865-1757 prior to 11 a.m. ET. Please contact Strategic Communications for FTP information for video/audio from the press conference.

9 a.m. - noon - Player Interviews

Selected players available via teleconference interviews. For information, please contact Cristin Guiher in PSU Strategic Communications (cms36@psu.edu; 814-865-1757).

6:05 p.m. - "The Penn State Coaches Show Featuring James Franklin Presented by Pepsi" at Primanti Bros. and broadcast live on the Penn State Sports Network and LionVision on GoPSUsports.com.

**WEDNESDAY:**

Approximately 5:05 p.m. - Practice Availability  
 Media can watch last 10 minutes of practice, James Franklin and one player will be available post-practice.

**SATURDAY:**

Postgame: James Franklin and selected players will be available immediately following the game.  
 Please contact Strategic Communications for FTP audio/video information (home games only).

**B1G STANDINGS**

EAST	BIG TEN			OVERALL		
	W-L	%		W-L	%	AP USA
Michigan	8-0	1.000		10-1	.909	2-1 1-1
Ohio State	7-1	.875		10-1	.909	1-0 1-0
<b>PENN STATE</b>	<b>5-3</b>	<b>.625</b>		<b>8-3</b>	<b>.727</b>	<b>1-2 1-2</b>
Michigan State	4-4	.500		6-5	.545	2-3 2-2
Maryland	3-5	.375		5-6	.455	1-2 1-2
Indiana	2-6	.250		5-6	.455	0-3 0-3
Rutgers	0-8	.000		1-10	.091	0-4 0-3
WEST	W-L	%		W-L	%	AP USA
Northwestern	7-1	.875		7-4	.636	0-2 0-2
Wisconsin	5-3	.625		7-4	.636	0-3 0-2
Purdue	4-4	.500		5-6	.455	2-1 2-0
Iowa	4-4	.500		7-4	.636	1-2 1-1
Nebraska	3-5	.375		4-7	.364	0-3 0-2
Minnesota	2-6	.250		5-6	.455	0-2 0-1
Illinois	2-6	.250		4-7	.364	0-1 0-1

**BIG TEN SCHEDULE (All Times Eastern)**

**FRIDAY, NOV. 23**

NEBRASKA at IOWA, noon (FOX)\*

**SATURDAY, NOV. 24**

**MARYLAND AT PENN STATE, 3:30 P.M. (ABC) \***

PURDUE at INDIANA, noon (ESPN2) \*

MICHIGAN at OHIO STATE, noon (FOX) \*

ILLINOIS at NORTHWESTERN, 3:30 p.m. (BTN) \*

MINNESOTA at WISCONSIN, 3:30 p.m. (ESPN2) \*

RUTGERS at MICHIGAN STATE, 4 p.m. (FOX) \*

\* Big Ten Game

**BIG TEN MEDIA SERVICES**

**BIG TEN CONFERENCE RELEASE/STATISTICS:**

The Big Ten Conference football release, with standings and statistics, is available at www.bigten.org.

**BIG TEN PLAYERS OF THE WEEK:**

The Big Ten Conference will be announcing Players of the Week every Monday during the season.

**BIG TEN COACHES TELECONFERENCE:**

The Big Ten will conduct a football coaches teleconference every Tuesday during the season. All 14 head coaches will be available to answer questions for eight minutes. Please contact the Big Ten Communications staff (847-696-1010) for the phone numbers for the teleconference.

MONDAY	TUESDAY	WEDNESDAY	THURSDAY	FRIDAY	SATURDAY	SUNDAY
<b>Game Notes</b> Available by 8 p.m. on GoPSUsports.com	<b>James Franklin Press Conference</b> 12:30 p.m. (ET) <b>B1G Teleconference</b> 1:28 p.m. (ET) <b>Player Teleconferences</b> <b>PSU Coaches Show</b> 6:05 p.m. Primanti Bros.	<b>Practice Availability &amp; James Franklin Post Practice</b> Approx. 5:05 p.m.	<b>No Coach/Player Availability</b>	<b>No Coach/Player Availability</b>	<b>Maryland</b> 3:30 p.m.  ABC/Penn State Sports Network  <b>Beaver Stadium</b>	<b>Updated Statistics Available</b> 9 a.m. GoPSUsports.com



**FRANKLIN FILE**

**Born:** February 2, 1972  
**Hometown:** Langhorne, Pa.  
**Wife:** Fumi  
**Daughters:** Shola & Addison

**Education:**  
 Neshaminy High School, 1990  
 East Stroudsburg, 1995; B.S. in Psychology  
 Washington State, 1999; M.A. in Educational Leadership

**Playing Career:**  
 East Stroudsburg; Quarterback, 1991-94

**Coaching Experience**

2014-pres.	Head Coach	Penn State
2011-13	Head Coach	Vanderbilt
2008-10	Asst HC/Off. Coord./QBs	Maryland
2006-07	Off. Coord./QBs	Kansas State
2005	Wide Receivers	Green Bay Packers
2000-04	Recruiting Coord./WRs	Maryland
1999	Wide Receivers	Idaho State
1998	Grad. Asst./Tight Ends	Washington State
1997	Wide Receivers	James Madison
1996	Grad. Asst./Secondary	East Stroudsburg
1995	Wide Receivers	Kutztown

**BOWL RESULTS**

Year	School	Bowl	Result (Opp.)
2011	Vanderbilt	Liberty	L, 24-31 (Cincinnati)
2012	Vanderbilt	Music City	W, 38-24 (N.C. State)
2013	Vanderbilt	BBVA Compass	W, 41-24 (Houston)
2014	Penn St.	PinStripe	W, 31-30 OT (Boston College)
2015	Penn St.	TaxSlayer	L, 17-24 (Georgia)
2016	Penn St.	Rose	L, 49-52 (USC)
2017	Penn St.	Fiesta	W, 35-28 (Washington)

**CAREER RECORD**

Year	School	Overall	Conf.	Of Note
2011	Vanderbilt	6-7	2-6	lost to Cincinnati, 31-24; Liberty Bowl
2012	Vanderbilt	9-4	4-4	No. 23; def. North Carolina State, 38-24; Music City Bowl
2013	Vanderbilt	9-4	5-3	No. 20; def. Houston, 41-24; BBVA Compass Bowl
2014	Penn State	7-6	2-6	2nd PSU coach to start career 4-0; def. BC, 31-30 (OT) PinStripe Bowl
2015	Penn State	7-6	4-4	lost to Georgia, 24-17; TaxSlayer Bowl
2016	Penn State	11-3	8-1	No. 7; Big Ten East & Big Ten Champs; lost to USC, 52-49; Rose Bowl
2017	Penn State	11-2	7-2	No. 8; def. Washington, 25-28; Fiesta Bowl
2018	Penn State	8-3	5-3	Eligible for eighth bowl appearance; seventh-straight winning season
<b>Total (8 Years)</b>		<b>68-35</b>	<b>37-29</b>	<b>Seven Bowl Appearances</b>
<b>Vanderbilt Record (3 Years)</b>		<b>24-15</b>	<b>11-13</b>	<b>Consecutive Top 25 Finishes for 1st Time in VU History</b>
<b>Penn State Record (5 Years)</b>		<b>44-20</b>	<b>26-16</b>	<b>2016 Big Ten Champs; Four Consecutive Bowl Appearances</b>

**HEAD COACH JAMES FRANKLIN**

**CAREER AT A GLANCE**

- Franklin was named the 16th head football coach in the storied history of the Nittany Lion program on January 11, 2014.
- In his eighth year as a collegiate head coach, Franklin has led his teams to bowls in the first seven and bowl eligibility again this season.
- Franklin is one of eight current FBS head coaches to lead his teams to a bowl game in each of his first eight seasons as a head coach.
- He owns a 68-35 career record, with seven consecutive winning seasons.
- Franklin has led his teams to two Top 10 finishes (2 at Penn State) and four Top 25 finishes (2 at Vanderbilt; 2 at Penn State).
- Franklin led the Nittany Lions to back-to-back New Year's Six bowls in 2016 (Rose) and 2017 (Fiesta) for the first time since 1985 (Orange) and 1986 (Fiesta).
- Franklin has 23 years of coaching experience at the collegiate and NFL level.
- In his seven years as a head coach, Franklin mentored 57 players who have gone on to the NFL ranks.
- Franklin has secured Top 25 recruiting classes each of his last six seasons, including a Top 5 class at Penn State in 2018.

**NITTANY LIONS ON THE FIELD**

*2017 SEASON*

- Penn State continued to be among the nation's elite in 2017, climbing as high as No. 2 in the rankings and appearing in a second-straight New Year's Six bowl, earning a 35-28 win over No. 11 Washington in the PlayStation Fiesta Bowl.
- The Nittany Lions earned back-to-back 11-win seasons for the fifth time in program history and first time since 2008 and 2009 with an 11-2 record.
- Penn State finished the season No. 8 in the Associated Press and Amway Coaches polls and No. 9 in the final CFP rankings. It was the 24th Top 10 AP finish in program history.
- The Nittany Lions used a balanced attack with a high-scoring offense and a stingy defense to lead FBS in scoring differential with a +24.6 margin.
- Offensively, Penn State finished seventh in FBS with a 41.1 scoring average, which is the third-highest in program history, and 19th in total offense with a 460.3 average, which also ranks third in PSU history.
- Defensively, the Nittany Lions were seventh in FBS in scoring average (16.5 ppg) and sacks (3.23 spg), while coming in 17th in total defense (329.5).
- Penn State posted back-to-back-to-back 40-sack seasons for the first time since 2005-07.
- Running back Saquon Barkley capped a stellar collegiate career by winning the Paul Hornung Award for the nation's most versatile player, three major Big Ten awards – Graham-George Big Ten Offensive Player of the Year, Ameche-Dayne Big Ten Running Back of the Year, Rodgers-Dwight Big Ten Return Specialist – and the Chicago Tribune Silver Football for the second-straight season. Barkley is just the fifth player since 1924 to win two Silver Football honors.
- Barkley became the 100th first-team All-American in program history with Consensus All-America honors and finished fourth in the Heisman Trophy voting.

- The Nittany Lions had 18 players garner All-Big Ten accolades, including four first-team selections in Barkley (running back and return specialist), Marcus Allen and Mike Gesicki.
- Quarterback Trace McSorley, the Offensive MVP of the PlayStation Fiesta Bowl, followed up his record-breaking 2016 campaign with another outstanding season. In 2017, McSorley broke the Penn State single-season record for completions (284), total offense (4,061), touchdowns responsible for (37), 300-yard passing games (5) and 200-yard passing games (11).
- McSorley also became the second player in Big Ten history with 25 passing touchdowns and 10 rushing scores in a season, joining Ohio State's J.T. Barrett (2014, 2017).
- Wide receiver DaeSean Hamilton ended his Penn State career as the program's career receptions leader (214) and second in school history in receiving yards (2,842).
- The Nittany Lions sent nine players to senior all-star games, which is the most since 2003 when nine student-athletes were in postseason games (Senior Bowl: Allen, Gesicki, Hamilton, Christian Campbell; East-West Shrine Bowl: Hamilton, Jason Cabinda, Curtis Cothran, Parker Cothren, Grant Haley; NFLPA Collegiate Bowl: Troy Apke).

*2016 SEASON*

- Penn State surged in 2016, winning nine consecutive games en route to the Big Ten Championship, a Rose Bowl berth and an 11-3 overall record.
- Penn State finished the season ranked No. 5 in the College Football Playoff rankings and No. 7 in the Associated Press and Amway Coaches polls. It was Penn State's highest finish in the polls since 2005.
- The Lions claimed their fourth overall Big Ten Championship and first outright title since 1994 with a thrilling 38-31 comeback win over Wisconsin in the Big Ten Championship Game.
- In 2016, Franklin was honored as Sporting News National Coach of the Year and the Woody Hayes National Coach of the Year, as well as the Dave McLain Big Ten Coach of the Year and Associated Press Big Ten Coach of the Year.
- Franklin was also a finalist for the Paul "Bear" Bryant, Eddie Robinson and Associated Press National Coach of the Year awards.
- The 2016 season brought record-breaking performances from the Lions as the offense set marks for total offense (6,056), passing yards (3,650), points scored (526) and double-digit comeback wins (4).
- The Lions' +14.4 scoring improvement in 2016 ranked fourth in FBS and second among Autonomy 5 schools.
- Barkley was selected as the Graham-George Big Ten Offensive Player of the Year, Big Ten Running Back of the Year and Chicago Tribune Silver Football winner for the conference's top player.
- McSorley was named the Grange-Griffin Big Ten Championship Game MVP, as well as earning Maxwell Club Tri-State Player of the Year and All-Big Ten second team honors. He was the first Penn State quarterback to win all-conference honors since Daryll Clark in 2009.
- Not to be outdone, the Lion defense finished seventh in FBS in tackles for loss (8.1) and 19th in sacks (2.86).

*2015 SEASON*

- Franklin guided the Nittany Lions to a 7-6 record in 2015 and a berth in the TaxSlayer Bowl.
- Under Franklin's tutelage, Carl Nassib claimed a trio of national awards – Lombardi Award, Lott IMPACT Trophy and Ted Hendricks Award – and became Penn State's 13th unanimous Consensus All-American.
- Nassib also led the nation in sacks with a school-record 15.5 in 2015.
- The 2015 season also saw Christian Hackenberg break every Penn State career passing record, including passing yards, passing touchdowns and completions, and true freshman Saquon Barkley break the freshman season rushing record with a 1,000-yard campaign.
- Barkley was named the Big Ten Network's Freshman of the Year and claimed second team All-Big Ten honors, while wide receiver Chris Godwin (second team) and defensive tackles Austin Johnson (second team) and Anthony Zettel (third team) also earned All-Big Ten accolades.

2014 SEASON

- Franklin's first season was bookended with a pair of thrilling victories for the Nittany Lions. The Penn State head coach's inaugural season began with a final-play 26-24 victory over UCF in Dublin, Ireland, in Penn State's first-ever international game and ended with a comeback, a 31-30 overtime win over Boston College in the New Era Pinstripe Bowl in Yankee Stadium. The Nittany Lions overcame a 14-point deficit late in the third quarter, tying the largest comeback in Penn State's bowl history.
- With the Pinstripe Bowl win, Franklin became just the third Penn State coach to lead the team to at least seven wins in his first season, joining Dick Harlow (1915) and Bill O'Brien (2012).
- Franklin guided the Nittany Lions to a 4-0 start, joining Harlow as the only first-year Penn State coaches to win their initial four games.
- In Franklin's first season at Penn State, he helped Mike Hull to the Butkus-Fitzgerald Big Ten Linebacker of the Year award to carry on the "Linebacker U" tradition.
- Zettel earned All-Big Ten first team honors, while receiver DaeSean Hamilton garnered All-Big Ten second team accolades after pulling in 82 catches for 899 yards.

**NITTANY LIONS IN THE CLASSROOM**

- The Nittany Lions had a program-record 35 student-athletes claim Academic All-Big Ten honors in the fall of 2017.
- Tyler Yazujian collected a berth on the CoSIDA Academic All-America® first team in 2016 after an appearance on the second team in 2015.
- The 2015 fall semester saw the Nittany Lions post a record 56 squad members with at least a 3.0 grade-point average (GPA), marking the fifth consecutive semester (including summer sessions) the Nittany Lions have had more than 50 student-athletes with a 3.0 GPA or better.
- The 56 Nittany Lions with a 3.0 GPA or higher surpasses the mark of 55 set by the 2008 fall semester for the most 3.0 students in a semester in football program history.
- Additionally, 22 Nittany Lions earned Academic All-Big Ten recognition in 2015.
- A total of 23 Nittany Lions posted a 3.5 GPA or higher in the 2015 fall semester, with 19 earning Dean's List recognition for having 3.5 GPA or higher with 12 credits earned in undergraduate work.
- The Nittany Lion freshmen were impressive in the 2015 fall semester with 14 posting a 3.0 or higher.
- During Franklin's first fall semester on campus, the football student-athletes set program records with 25 student-athletes earning Dean's List recognition (3.5 GPA) and 57 players owning a cumulative 3.0 GPA or higher after the 2014 fall semester.
- Additionally, 51 squad members compiled at least a 3.0 GPA in the fall of 2014, the third-highest semester total in program history.
- The spring of 2015 saw continued success in the classroom with 51 student-athletes compiling at least a 3.0 GPA, marking the first time in program history with 50 or more 3.0s in a spring semester.

**NITTANY LIONS IN THE COMMUNITY**

- The Nittany Lions are active in the community, participating in activities such as Uplifting Athletes, THON, Pennsylvania Special Olympics Summer Games, State College Area Food Bank and Penn State Hershey Children's Hospital visits.
- In 2017, linebacker Brandon Smith was selected to the Allstate AFCA Good Works team for his selflessness and community service. He was one of 11 FBS honorees in 2017 and is the first Nittany Lion to claim the award since Ben Kline in 2015, and the fourth overall.
- The football team's 2,100 hours of community service in 2014-15 equated to nearly 40 percent of the 5,300 community service hours by Penn State student-athletes.
- The engaging and enthusiastic Franklin is a popular speaker and media interview subject. He was a guest analyst on ESPN's coverage from the site of college football's National Championship game, spending a day appearing on various ESPN platforms in 2013 and 2014. In 2015, Franklin joined the FOX studio crew for pregame, halftime and postgame coverage of the Big Ten Championship Game.
- In February 2015, Franklin was the lone college head coach among the speakers and panelists at the prestigious MIT Sloan Sports Analytics Conference in Boston. He was a panelist for the session, "The Formula to Win: College Football Analytics," which was moderated by ESPN reporter Rachel Nichols.



**RECRUITING SUCCESS**

- Franklin's recruiting classes in the last four years have been ranked an average of 15.5 nationally, which is a significant jump from the 40.8 average from 2012-14.
- Sixty-nine of the 113 signees under Franklin are from within a 250-mile radius of State College.
- Six of the 15 highest-ranked 247Sports Composite recruits at Penn State since 2000 have been signed by Franklin.
- The 2018 recruiting class was ranked No. 4 among all three major recruiting outlets - 247Sports, ESPN.com and Rivals. The No. 4 finish is the highest in program history.
- The 3.74 average star ranking for the 2018 class was the highest since 2010 (3.89) according to 247Sports Composite.
- Penn State signed Rivals No. 1 Pennsylvania recruit in three-straight years (2018 - Micah Parsons; 2017 - Lamont Wade; 2016 - Miles Sanders) for the first time since 2004 (Anthony Morelli), 2005 (Justin King) and 2006 (Jared Odrick).
- With the signing of Micah Parsons, Justin Shorter and Ricky Slade, Penn State inked three 247Sports Composite 5-star recruits for the first time since rankings began in 2001.
- The Nittany Lions also signed 12 ESPN300 recruits for the first time since 2006, when ESPN rankings started.
- Parsons was the No. 5-rated recruit in the 247Sports Composite, which is the highest recruit signed by Penn State since 2005 when Derrick Williams was the No. 4 overall recruit.
- In 2017, the newest set of Nittany Lions finished in the Top 15 in the country, ranking as high as 12th by Rivals.
- The Class of 2016 at Penn State finished in the Top 20, ranking as high as 18th by ESPN, and featured a pair of five-star recruits.
- In 2016, Franklin secured the No. 1 player in the state of Pennsylvania (Sanders) for the first time since Jared Odrick (2006).
- The Nittany Lions laid claim to the No. 1 running back in the state of Pennsylvania in 2015 (Saquon Barkley) and 2016 (Sanders).
- In February 2015, the Nittany Lions' highly-regarded class of 25 signees was ranked in the Top 15 nationally by the four major recruiting services.
- Franklin and his staff organized a Top 25 recruiting class in short order after being hired at Penn State in January 2014.
- While at Vanderbilt, Franklin assembled a recruiting class that finished as high as 19th in 2014.
- In each of his three seasons in Nashville, Franklin signed classes that finished in the Top 50 nationally. Prior to Franklin's arrival, the Commodores average class rank was 64.6 since 2000 (based on 247Sports composite).

**HELPING THE COMMODORES GET THEIR WINGS**

- Franklin directed Vanderbilt to consecutive Top 25 finishes for the first time in the 124-year history of the program (No. 23/24 - 2013 & No. 23/20 - 2012).
- The Commodores finished 23rd in the final 2012 Associated Press poll, marking their first AP final ranking since 1948.
- Franklin's 24 wins tied Dan McGugin for the most by a Vanderbilt coach in his first three seasons.
- Franklin led Vanderbilt to a bowl game in each of his three seasons in Nashville, with the last two years resulting in wins over NC State (Music City Bowl) and Houston (BBVA Compass Bowl). The Commodores had played in four bowl games all-time in the 121 seasons prior to his arrival, none in consecutive years.
- Vanderbilt had posted four nine-win seasons in program history, with Franklin's last two teams comprising half of the total.
- Over the last 20 games during the 2012-13 seasons, the Commodores' 16-4 record was second-best in the SEC to Alabama's 17-3 mark.
- Franklin guided the Commodores to a 6-6 regular-season record and earned a berth in the Liberty Bowl during his first season after inheriting a Vanderbilt team that finished 2-10 in both 2009 and 2010, with a combined mark of 1-15 SEC play.
- The 2011 bowl berth was Vanderbilt's second since 1983 and running back Zac Stacy broke the Commodores' season record with 1,193 rushing yards.



## 6 2018 PENN STATE FOOTBALL

- The Commodores had a breakthrough campaign in 2012 under Franklin, finishing on a seven-game winning streak (longest since 1948) to post a 9-4 mark, Vanderbilt's most wins in 97 years, and a berth in the Music City Bowl, in which VU defeated NC State, 38-24.
- A victory at Missouri sparked an 8-1 finish, which included three consecutive SEC road wins for the first time in program history.
- The Commodores were 5-3 in SEC play, winning five SEC games for the first time since 1935, and posted two shutouts for the first time since 1968.
- Franklin was among five finalists for the Bear Bryant National Coach of the Year award in 2012.
- Stacy became the first player in Vanderbilt history to rush for 1,000 yards in consecutive seasons, gaining 1,141 yards to finish his career with a school-record 3,143 yards and 30 rushing touchdowns.
- Wide receiver Jordan Matthews broke the Vanderbilt season receiving record with 1,363 yards on 94 catches.
- Vanderbilt continued its historic rise under Franklin during the 2013 season, capping a school-record second consecutive 9-4 campaign with a 41-24 win over Houston in the BBVA Compass Bowl.
- The Commodores defeated Florida, Georgia and Tennessee in the same season for the first time in program history, winning in Gainesville and Knoxville.
- Franklin helped Matthews develop into a two-time All-American and the SEC's career leader in receptions (262) and receiving yardage (3,759). Matthews broke the SEC season record with 112 receptions for 1,477 yards and seven touchdowns in 2013, becoming the first SEC receiver to make 100 catches in a season.

### RIISING UP THE RANKS

- Franklin began his coaching career as the wide receivers coach at Kutztown (Pa.) University (1995) and was a graduate assistant coach at his alma mater, East Stroudsburg (Pa.) University in 1996, working with the secondary.
- He then was the wide receivers coach at James Madison (1997), a graduate assistant (tight ends) at Washington State in 1998 and the wide receivers coach at Idaho State (1999).
- In 2000, Franklin was named the wide receivers coach at Maryland under head coach Ron Vanderlinden, who would go on to coach the Penn State linebackers from 2001-13.
- Franklin continued in that role under new head coach Ralph Friedgen in 2002 and '03 and helped the Terps to three consecutive 10-win seasons, including an appearance in the 2002 FedEx Orange Bowl. In 2003, Franklin added duties as recruiting coordinator and directed back-to-back recruiting classes ranked in the Top 25 nationally. Franklin and former Nittany Lion head coach Bill O'Brien (running backs) were Maryland assistant coaches in 2003 and '04 under Friedgen.
- After five successful years at Maryland, Franklin was named wide receivers coach on Mike Sherman's Green Bay Packers staff in 2005. During that season, Green Bay ranked third in the NFL in receptions (383) and seventh in receiving yards (3,766). Donald Driver was among the top receivers in the NFL, ranking second in receptions and eighth in receiving yards, with a then-career-high 86 catches for 1,221 yards.

- Franklin served as the offensive coordinator and quarterbacks coach at Kansas State during the 2006-07 seasons under head coach Ron Prince. In 2006, he helped the Wildcats to their first winning season in four years. Franklin coached quarterback Josh Freeman and oversaw an offense that produced a 3,000-yard passer (Freeman), 1,500-yard receiver (All-American wide receiver Jordy Nelson) and 1,000-yard rusher (James Johnson) during the 2007 season, a first in school history. Freeman would go on to become the Wildcats' highest NFL offensive draft pick since 1954 when the Tampa Bay Buccaneers selected him 17th overall in the 2009 NFL Draft.
- Franklin returned to Maryland in 2008 as the Terps' assistant head coach and offensive coordinator. He helped the Terrapins to victories in the 2008 Humanitarian Bowl and the 2010 Military Bowl. The 2010 squad was among the national leaders in scoring offense at 32.2 points per game and was led by ACC Rookie of the Year quarterback Danny O'Brien. He threw for 2,438 yards, 22 touchdowns and only eight interceptions in 2010, with All-ACC receiver Torrey Smith making 67 catches for 1,055 yards and 12 scores.
- In 1998, Franklin began his participation in the NFL's Minority Coaching Fellowship Program, starting with a stint with the Miami Dolphins and working with Hall of Fame quarterback Dan Marino. Franklin also worked with Donovan McNabb of the Philadelphia Eagles (1999) and Minnesota Vikings (2008) in the NFL program.

### PLAYING CAREER

- Franklin was a four-year letterman at quarterback and a two-time All-PSAC selection at East Stroudsburg.
- Franklin graduated having broken or tied 23 school records.
- He set seven school records as a senior to earn team MVP honors and was a Harlon Hill Trophy nominee as the NCAA Division II Player of the Year.
- Among the season records he set were for total offense (3,128 yards), passing yards (2,586) and touchdown passes (19).
- Franklin was inducted into the East Stroudsburg Athletics Hall of Fame October 15, 2016.

### PERSONAL

- Franklin graduated from East Stroudsburg (Pa.) University in 1995 with a degree in psychology and earned a master's degree in educational leadership from Washington State University.
- Franklin graduated from Neshaminy High School in Langhorne.
- Franklin and his wife, Fumi, have two daughters, Shola and Addison.



NATIONAL POLLS

PENN STATE IN THE POLLS

Date	CFP	AP	COACHES
Preseason	N/A	10	9
Week 2 (9/4)	N/A	13	10
Week 3 (9/9)	N/A	11	10
Week 4 (9/16)	N/A	10	9
Week 5 (9/23)	N/A	9	9
Week 6 (9/30)	N/A	11	11
Week 7 (10/7)	N/A	8	8
Week 8 (10/14)	N/A	18	16
Week 9 (10/21)	N/A	17	16
Week 10 (10/28, 30)	14	14	13
Week 11 (11/4, 6)	20	21	20
Week 12 (11/11, 13)	14	16	15
Week 13 (11/18, 20)	12	15	14
Week 14 (11/25, 27)			
Week 15 (12/2)			

AP (Week 13)

1. Alabama (61)	11-0	1525
2. Clemson	11-0	1455
3. Notre Dame	11-0	1412
<b>4. Michigan</b>	<b>10-1</b>	<b>1327</b>
5. Georgia	10-1	1288
6. Oklahoma	10-1	1182
7. Washington State	10-1	1149
8. UCF	10-0	1064
LSU	9-2	1064
<b>10. Ohio State</b>	<b>10-1</b>	<b>1019</b>
11. Texas	8-3	856
12. West Virginia	8-2	822
13. Florida	8-3	707
14. Utah State	10-1	667
<b>15. PENN STATE</b>	<b>8-3</b>	<b>659</b>
16. Washington	8-3	631
17. Kentucky	8-3	508
18. Utah	8-3	491
19. Syracuse	8-3	427
20. Northwestern	7-4	307
21. Boise State	9-2	287
22. Mississippi State	7-4	260
23. Army	9-2	176
<b>24. Pittsburgh</b>	<b>7-4</b>	<b>129</b>
25. Iowa State	6-4	123

Others receiving votes: Fresno State 100, NC State 45, Cincinnati 43, Missouri 34, Texas A&M 29, Auburn 11, Stanford 8, Iowa 8, UAB 5, Houston 3, Wisconsin 2, Troy 1, Buffalo 1

COLLEGE FOOTBALL PLAYOFF (Week 13)

1. Alabama	11-0
2. Clemson	11-0
3. Notre Dame	11-0
<b>4. Michigan</b>	<b>10-1</b>
5. Georgia	10-1
6. Oklahoma	10-1
7. LSU	9-2
8. Washington State	10-1
9. UCF	10-0
<b>10. Ohio State</b>	<b>10-1</b>
11. Florida	8-3
<b>12. PENN STATE</b>	<b>8-3</b>
13. West Virginia	8-2
14. Texas	8-3
15. Kentucky	8-3
16. Washington	8-3
17. Utah	8-3
18. Mississippi State	7-4
19. Northwestern	7-4
20. Syracuse	8-3
21. Utah State	10-1
22. Texas A&M	7-4
23. Boise State	9-2
<b>24. Pittsburgh</b>	<b>7-4</b>
25. Iowa State	6-4

AMWAY COACHES (Week 13)

1. Alabama (63)	11-0	1599
2. Clemson (1)	11-0	1535
3. Notre Dame	11-0	1470
<b>4. Michigan</b>	<b>10-1</b>	<b>1387</b>
5. Georgia	10-1	1347
6. Oklahoma	10-1	1252
7. Washington State	10-1	1195
8. LSU	9-2	1115
9. UCF	10-0	1108
<b>10. Ohio State</b>	<b>10-1</b>	<b>1091</b>
11. Texas	8-3	816
12. West Virginia	8-2	766
13. Florida	8-3	748
<b>14. PENN STATE</b>	<b>8-3</b>	<b>742</b>
15. Utah State	10-1	704
16. Washington	8-3	687
17. Utah	8-3	551
18. Kentucky	8-3	502
19. Syracuse	8-3	432
20. Mississippi State	7-4	397
21. Northwestern	7-4	302
22. Boise State	9-2	297
23. Fresno State	9-2	119
24. Army	9-2	97
<b>25. Pittsburgh</b>	<b>7-4</b>	<b>90</b>

Others receiving votes: Iowa State 85, Cincinnati 74, Texas A&M 57, NC State 51, Wisconsin 32, Missouri 27, Boston College 22, Auburn 20, Appalachian State 18, Troy 16, Iowa 12, UAB 12, Georgia State 10, Duke 7, Oklahoma State 3, Virginia 2, Georgia Southern 1, Buffalo 1, South Carolina 1

LEADERSHIP



TEAM CAPTAINS

- Seniors **Trace McSorley** and **Nick Scott** and junior **Blake Gillikin** were voted as team captains for the 2018 season by their teammates.
- McSorley and Scott are team captains for the second-straight season.



LEADERSHIP COUNCIL

- The Leadership Council, which is comprised of 13 seniors, five juniors, three sophomores and three redshirt freshmen (24 total), serves as the voice for the team in the decision-making process.
- This year's Leadership Council members are: seniors **Mark Allen**, **Torrence Brown**, **Jake Cooper**, **Koa Farmer**, **Trace McSorley**, **Amani Oruwariye**, **Nick Scott**, **Charlie Shuman**, **Johnathan Thomas**, **DeAndre Thompkins**, **Kyle Vasey**, **Jason Vranic** and **Chaz Wright**; juniors **Ryan Bates**, **Blake Gillikin**, **Juwan Johnson**, **John Reid** and **Tommy Stevens**; sophomores **Tariq Castro-Fields**, **Will Fries** and **Michal Menet**; and freshmen **Sean Clifford**, **Jonathan Sutherland** and **C.J. Thorpe**.
- This group is not only charged with leading the team, but the expectation is to also uphold the program's four core values: positive attitude, great work ethic, competitive in everything and must be willing to sacrifice. The Leadership Council meets at least twice a month in Franklin's office and has a profound impact on the chemistry and culture of the entire organization.

THIS DAY IN HISTORY

NOV. 24

RECORD: 9-7-2  
STREAK: W3

Year	Site	Result
1894	A	Penn State 9, Oberlin 6
1904	A	Pittsburgh 22, Penn State 5
1905	H	Penn State 6, West Virginia 0
1906	H	Penn State 10, West Virginia 0
1910	A	, Pittsburgh 11, Penn State 0
1921	A	Penn State 0, Pittsburgh 0
1927	A	Pittsburgh 30, Penn State 0
1934	A	Bucknell 13, Penn State 7
1945	A	Pittsburgh 7, Penn State 0
1951	A	Pittsburgh 13, Penn State 7
1956	A	Penn State 7, Pittsburgh 7
1962	A	[9] Penn State 16, Pittsburgh 0
1973	H	[6] Penn State 35, [20] Pittsburgh 13,
1978	H	[1] Penn State 17, [15] Pittsburgh 10,
1984	H	Pittsburgh 31, Penn State 11
1990	H	[11] Penn State 22, Pittsburgh 17
2001	A	Penn State 42, Michigan State 37
2012	H	Penn State 24, Wisconsin 21

NOTABLE

- On this day in 1894, Charlie Atherton kicked one of the first placements from scrimmage in the history of college football; but his 25-yard boot in a 9-6 win over Oberlin is ignored by historians.
- On this day in 2012, 31 seniors were introduced before the Wisconsin game in an emotional ceremony, and then led Penn State to a 24-21 overtime win over the eventual Big Ten champions. Sam Ficken capped a 3-for-3 day on field goal attempts with a 37-yard game-winner, giving the Nittany Lions their first home overtime win.

# 8 2018 PENN STATE FOOTBALL

## SERIES NOTES

### INTERIM HEAD COACH MATT CANADA

- Matt Canada, who was a finalist for the Broyles Award in 2016 and served an integral role in conference championships at Northern Illinois and Wisconsin as offensive coordinator/quarterbacks coach is in his first season as the interim head coach at Maryland.
- Canada was hired as the Maryland offensive coordinator/quarterbacks coach ahead of the 2018 season, but was named interim head coach on Aug. 11.
- In 2017, Canada served as the offensive coordinator/quarterbacks coach at LSU, and he served in the same role at Pitt in 2016 and NC State from 2013-15.
- In 2012, Canada was the offensive coordinator at Wisconsin, helping lead the Badgers to a Big Ten championship and earning a trip to the Rose Bowl.
- Prior to joining the Wisconsin staff, Canada served stints at Northern Illinois, Indiana and Butler.
- Canada earned his B.A. in Business (1993) and M.A. in Sports Administration (1995) at Indiana University.

### SCOUTING THE TERRAPINS

- Maryland is 5-6 overall and 3-5 in Big Ten play to rank fifth in the Big Ten East Division.
- The Terrapins have just one win in their last five games, but their last two games have been decided by just a combined three points. The Terps lost to Indiana by two points two weeks ago, and fell in overtime on a failed two-point conversion attempt last week against Ohio State, 52-51.
- Maryland is entering its second game this season with Tyrrell Pigrome as the starting quarterback, as Kasim Hill suffered a season-ending torn ACL injury during the Indiana game.
- Freshman running back Anthony McFarland ranks sixth in the Big Ten with 1,022 rushing yards this season and second in the Big Ten and fourth in the nation with 8.18 yards per carry. He rushed for 298 yards and two touchdowns on 21 carries in the Ohio State game.
- Maryland is tied with Utah State with an FBS-leading 18 interceptions this season. Linebacker Tre Watson leads the Big Ten and ranks tied for fourth in FBS with five. Defensive back Darnell Savage has four to rank in a four-way tie for second in the Big Ten.
- Watson also leads the Big Ten with 10.1 tackles per game.

### TOP PERFORMANCES - PENN STATE

Rushing		
Tommy Stevens	12 for 113 yds, 3 TD ('17)	
Saquon Barkley	31 for 202 yds, 1 TD ('16)	
Mike Archie	11 for 120 yds, 1 TD ('93)	
Ki-Jana Carter	13 for 159 yds, 3 TD ('93)	
Richie Anderson	20 for 138 yds, 3 TD ('92)	
Leroy Thompson	26 for 132 yds, 1 TD ('90)	
Blair Thomas	25 for 138 yds, 1 TD ('87)	
DJ Dozier	25 for 111 yds, 2 TD ('86)	
John Cappelletti	37 for 202 yds ('73)	

Passing		
Trace McSorley	22 for 33, 237 yds, 2 TD ('17)	
Christian Hackenberg	13 for 29, 315 yards, 3 TD ('15)	
Tony Sacca	13 for 18, 198 yds, 1 TD ('91)	
Todd Blackledge	19 for 30, 262 yds, 4 TD ('82)	
Chuck Fusina	19 for 29, 286 yds ('77)	
John Hufnagel	14 for 30, 290 yds ('72)	

Receiving		
DeAndre Thompkins	4 for 92 yds, 1 TD ('16)	
Bobby Engram	6 for 78 yds, 2 TD ('93)	
Tom Donovan	4 for 113 yds ('78)	
Jimmy Cefalo	6 for 107 yds ('77)	

### TOP PERFORMANCES - MARYLAND

Rushing		
Charlie Wysocki	29 for 135 yds, 1 TD ('80)	

Passing		
Neil O'Donnell	18 for 24, 219 yds, 1 TD ('89)	
Dan Henning	23 for 40, 302 yds, 2 TD ('86)	
Stan Gelbaugh	22 for 48, 308 yds ('84)	
Boomer Esiason	18 for 36, 276 yds ('82)	
Bob Avellini	18 for 33, 302 yds ('74)	

Receiving		
DJ Moore	8 for 100 yds ('17)	
Marcus Badgett	10 for 132 yds ('92)	
James Milling	5 for 107 yds, 1 TD ('87)	
Russell Davis	7 for 188 yds ('82)	

## SERIES RECORD

Penn State holds a 38-2-1 record overall and a 22-1 home advantage. The series between regional foes dates back to 1917. The Terrapins and Nittany Lions faced each other in all but three seasons from 1960 to 1993, but did not meet again after until Maryland joined the Big Ten in 2014. Maryland's lone wins came in 1961 and 2014.

Year	Site	Result
1917	Home	Penn State, 57-0
1937	Home	Penn State, 21-14
1938	Home	Penn State, 35-0
1939	Home	Penn State, 12-0
1943	Away	Penn State, 45-0
1944	Home	Penn State, 34-19
1960	Home	Penn State, 28-9
1961	Away	Maryland, 21-17
1962	Home	Penn State, 23-7
1963	Away	Penn State, 17-15
1964	Home	Penn State, 17-9
1965	Away	Penn State, 19-7
1966	Home	Penn State, 15-7
1967	Away	Penn State, 38-3
1968	Away	Penn State, 57-13
1969	Home	Penn State, 48-0
1970	Away	Penn State, 34-0
1971	Home	Penn State, 63-27
1972	Home	Penn State, 46-16
1973	Away	Penn State, 42-22
1974	Home	Penn State, 24-17
1975	Away	Penn State, 15-13
1977	Home	Penn State, 27-9
1978	Home	Penn State, 27-3
1979	Away	Penn State, 27-7
1980	Away	Penn State, 24-10
1982	Home	Penn State, 39-31
1984	Home	Penn State, 25-24
1985	Away	Penn State, 20-18
1986	Home	Penn State, 17-15
1987	Neutral	Penn State, 21-16
1988	Home	Penn State, 17-10
1989	Neutral	Tie, 13-13
1990	Home	Penn State, 24-10
1991	Neutral	Penn State, 47-7
1992	Home	Penn State, 49-13
1993	Away	Penn State, 70-7
2014	Home	Maryland, 20-19
2015	Neutral	Penn State, 31-30
2016	Home	Penn State, 38-14
2017	Away	Penn State, 66-3

## LAST MEETING

### NO. 10 PENN STATE ROUTS MARYLAND, 66-3


Quarterbacks Trace McSorley and Tommy Stevens were responsible for seven of Penn State's nine touchdowns, as the Nittany Lions earned their largest Big Ten win ever with a 66-3 rout of Maryland in the 2017 regular season finale.

The 66 points scored and 63-point margin of victory were both Big Ten records for the Nittany Lions, as they earned their 10th win of 2017 to mark the first time since the 2008 and 2009 seasons that they posted back-to-back 10-win seasons.

McSorley threw for two touchdowns and 237 yards on 22-of-33 passing in nearly three quarters of work, while Stevens rushed for a career-high 113 yards and three touchdowns on 12 carries and also threw one touchdown pass. Mike Gesicki caught both of McSorley's touchdowns, finishing with five catches for 35 yards, while Saquon Barkley rushed for two touchdowns and totaled 77 yards on 16 carries.

The Penn State defense limited Maryland to 303 yards of offense and forced three fumbles, recovering one, while the McPhearson brothers teamed up to force (Josh) and recover (Zech) a fumble on a kickoff. The Terrapins were just 1-for-15 on third down conversion attempts and 0-for-3 on fourth down. Penn State built a commanding lead in the first half, 31-0, led by McSorley with three touchdowns responsible for. He threw for two on 19-of-29 yards passing for 205 yards and ran for one, gaining 33 yards on six attempts. The defense also came up with timely stops, forcing a pair of strip-sacks on third down, forcing and recovering a fumble on third down and making two fourth-down stops.

Stevens and McSorley scored on rushing touchdowns in the first quarter, and then McSorley found Gesicki in the end zone on the first play of the fresh quarter for a 21-0 lead. Gesicki hauled in a one-handed reception in back of the end zone for his second touchdown of the quarter with 11:33 on the clock, and Penn State added a field goal before the break. Barkley rushed for two touchdowns in the third for a 45-0 lead with 7:12 remaining in the quarter. Stevens took over from there with three more touchdowns (two rushing, one passing).



## TEAM STATISTICS

	PSU	UMD
First Downs	28	11
Rushing Yards	286	124
Passing Yards	248	179
Passing (C-A-Int)	25-40-0	21-37-0
Total Offense	534	303
Plays	88	62
Fumbles (#-Lost)	0-0	4-2
Penalties (#-Yards)	2-10	8-91
Possession Time	37:31	22:29
3rd Down Conv.	11-17	1-15
Red Zone	9-9	0-0
Touchdowns	8	0
Field Goals	1	1

## GAME LEADERS

\* Top performers from each school based on yardage.

PENN STATE		MARYLAND	
<b>Passing</b>			
Trace McSorley	22-of-33 for 237 yds 2 TD/0 INT	Max Bortenschlager	20-of-36 for 185 yds 0 TD/0 INT
<b>Rushing</b>			
Tommy Stevens	12 for 113 yds, 3 TD	Ty Johnson	8 for 70 yds
Saquon Barkley	16 for 77 yds, 2 TD	Robert Martin	10 for 53 yds
<b>Receiving</b>			
Juwan Johnson	6 for 63 yds	DJ Moore	8 for 100 yds
DaeSean Hamilton	5 for 59 yds	Taiwon Jacobs	4 for 33 yds
<b>Tackles (U-A-Total)</b>			
Brandon Smith	2-3-5	Jermaine Carter	7-4-11
Six Tied	4	Isaiah Davis	4-4-8

## OTHER

Date	November 25, 2017
Location	College Park, Md.
Stadium	Capital One Field
Attendance	49,680
Time of Game	3:40
Penn State	10-2, 7-2 Big Ten
Maryland	4-8, 2-7 Big Ten



MARYLAND NOTES

SENIORS TO BE HONORED

- There are 21 Nittany Lion seniors that will take the field in Beaver Stadium for the final time Saturday.
- The 2018 seniors have been instrumental in the Nittany Lions earning a 37-14 record the past four years with four winning seasons, the 2016 Big Ten Championship, a Rose Bowl appearance, Penn State's highest ranking since 1999 (No. 2), a Fiesta Bowl Championship and a fourth bowl appearance upcoming.
- The group ranks currently ranks as the winningest class since 2011 (38-14), and has an opportunity to be the winningest class since 2009 (40-12).
- The group includes some of head coach **James Franklin's** first recruits.
- Those to be introduced in a pre-game ceremony and include: **Mark Allen, Joe Arcangelo, Torrence Brown, Ryan Buchholz, Jake Cooper, Frank Di Leo, Donnell Dix, Koa Farmer, Sterling Jenkins, Trace McSorley, Amani Oruwariye, Nick Scott, Tyler Shoop, Charlie Shuman, Zach Simpson, Johnathan Thomas, DeAndre Thompkins, Kyle Vasey, Jason Vranic, Christopher Welde and Chasz Wright.**
- The Nittany Lions have earned victories in 22 of their 28 Senior Day games since 1990.

HISTORIC SERIES

- Penn State has many long and storied series on the gridiron. The Nittany Lions have played 20 teams 20 or more times in the 132-year history of the program.
- Penn State owns a winning record against 16 of the 20 teams that it has met 20 or more times.
- Nine of the 20 teams are on the 2018 schedule, including Pitt (99 meetings), Iowa (27), Illinois (24), Indiana (22), Michigan (21), Ohio State (34), Michigan State (33) Rutgers (28) and Maryland (40).
- Since 2012, Penn State has played or has a future meeting scheduled meeting with 13 of the 20 teams (all of the FBS teams except Navy). Those opponents include: Army (2015), Illinois (2014-15, '18, '21), Iowa (2016-21), Pitt (2016-19), Syracuse (2012), Temple (2014-16) and West Virginia (2023-24), while the Lions will meet yearly with Big Ten East Division opponents Indiana, Maryland, Michigan, Michigan State, Ohio State and Rutgers.
- Fifteen of the 20 programs are currently members of NCAA Division I FBS. Bucknell, Lehigh and Penn are in NCAA Division I FCS, while Gettysburg and Lebanon Valley are Division III programs.

Team	Meetings	Record
<b>Pitt</b>	<b>99</b>	<b>52-43-4</b>
Syracuse	71	43-23-5
West Virginia	59	48-9-2
Penn *	47	18-25-4
Temple	45	40-4-1
<b>Maryland *</b>	<b>41</b>	<b>38-2-1</b>
Bucknell *	38	28-10
Navy	38	19-17-2
<b>Ohio State *</b>	<b>34</b>	<b>14-20</b>
<b>Michigan State *</b>	<b>33</b>	<b>15-17-1</b>
Gettysburg *	28	27-0-1
<b>Iowa *</b>	<b>28</b>	<b>16-12</b>
<b>Rutgers *</b>	<b>29</b>	<b>27-2</b>
Army	26	14-10-2
<b>Illinois *</b>	<b>24</b>	<b>19-5</b>
Boston College	24	20-4
Lehigh *	23	16-6-1
<b>Indiana *</b>	<b>22</b>	<b>21-1</b>
<b>Michigan *</b>	<b>22</b>	<b>8-14</b>
Lebanon Valley *	20	20-0

\* - Current Big Ten team | \* - Current Non-FBS university

ON TV

- Penn State has had 304 of its last 306 games televised, including 196 consecutive games.
- Over the last 14 seasons, every Penn State game has aired on either ABC, FOX, BTN, NBC or an ESPN channel.

TAKING ON THE NEIGHBORS

- For the fifth consecutive year, Penn State is playing at least four FBS teams that are within a 250-mile drive (based on Google Maps from stadium to stadium).
- Penn State went 4-0 against its neighbors last season, and is 3-0 in 2018 after defeating Pitt, Kent State and Rutgers. The Nittany Lions have won their last 10 consecutive against their neighbors.
- The only nearby FBS team Penn State has not played since 2012 is West Virginia, but the Mountaineers are on the Nittany Lions' schedule in 2023 and 2024.
- Since joining the Big Ten in 1993, Penn State is 46-4 against FBS teams within 250 miles.
- All-time, Penn State is 292-111-17 against its current FBS regional foes.

Distance	Team	Last Played	Result
<b>139 Miles</b>	<b>Pittsburgh</b>	<b>Sept. 8, 2018</b>	<b>W, 51-6</b>
181 Miles	West Virginia	Oct. 24, 1992	W, 40-26
198 Miles	Temple	Sept. 17, 2016	W, 34-27
198 Miles	Navy	Sept. 15, 2012	W, 34-7
<b>199 Miles</b>	<b>Maryland</b>	<b>Nov. 25, 2017</b>	<b>W, 66-3</b>
204 Miles	Buffalo	Sept. 12, 2015	W, 27-14
<b>205 Miles</b>	<b>Kent State</b>	<b>Sept. 15, 2018</b>	<b>W, 63-10</b>
215 Miles	Akron	Sept. 2, 2017	W, 52-0
<b>224 Miles</b>	<b>Rutgers</b>	<b>Nov. 17, 2017</b>	<b>W, 20-7</b>
230 Miles	Syracuse	Aug. 31, 2013	W, 23-17
250 Miles	Army	Oct. 3, 2015	W, 20-14

**Bold indicates 2018 opponent**

PENN STATE VS. BIG TEN

- Penn State has won 21 out of its last 26 games against Big Ten opponents.
- Penn State won 13 consecutive games against Big Ten opponents from 2016-17, breaking its record of 12 from 1993-94.
- Penn State owns a 213-104-3 mark against Big Ten Conference teams since the Nittany Lions first opposed Ohio State in 1912.
- The Nittany Lions began play as a member of the Big Ten Conference in 1993 and have a 132-78 mark.
- Penn State played 109 games vs. the current Big Ten alignment when either or both Penn State itself (prior to 1993) or the opponent (Nebraska prior to 2011; Maryland and Rutgers prior to 2014) was not yet a member of the Big Ten. The Nittany Lions went 80-26-3 in those games.

Opponent	Record	1st	
		Meeting	Last Meeting
<b>Illinois</b>	<b>19-5</b>	<b>1954</b>	<b>2018</b>
<b>Indiana</b>	<b>21-1</b>	<b>1993</b>	<b>2018</b>
<b>Iowa</b>	<b>16-12</b>	<b>1930</b>	<b>2018</b>
<b>Maryland</b>	<b>38-2-1</b>	<b>1917</b>	<b>2017</b>
<b>Michigan</b>	<b>8-14</b>	<b>1993</b>	<b>2018</b>
<b>Michigan State</b>	<b>15-17-1</b>	<b>1914</b>	<b>2018</b>
Minnesota	9-5	1993	2016
Nebraska	8-9	1920	2013
Northwestern	14-5	1993	2017
<b>Ohio State</b>	<b>14-20</b>	<b>1912</b>	<b>2018</b>
Purdue	14-3-1	1951	2016
<b>Rutgers</b>	<b>27-2</b>	<b>1918</b>	<b>2018</b>
<b>Wisconsin</b>	<b>10-9</b>	<b>1953</b>	<b>2018</b>

RECORD BREAKDOWN

Overall Record	8-3
Day Games	6-2
Night Games (6 p.m. or later)	2-1
TV Games	0-0
ABC	3-1
BTN	2-1
ESPN	1-1
FS1	2-0
Scoring First	6-2
Opponent Scoring First	2-1
Leading at the Half	6-2
Trailing at the Half	0-1
Tied at the Half	2-0
Leading after Third Qtr.	8-1
Trailing after Third Qtr.	0-2
Tied after Third Qtr.	0-0
Overtime Games	1-0
Scoring less than 20 pts	0-2
Scoring 20-29 points	2-1
Scoring 30-39 points	2-0
Scoring 40+ Points	4-0
Allowing 10 points or less	4-0
Allowing 11-20 points	0-0
Allowing 21-30 points	3-2
Allowing 31+ points	1-1
Rushing for less than 100 yds	0-1
Rushing for 100-199 yds	4-0
Rushing for 200-299 yds	3-2
Rushing for 300+ yds	1-0
Passing for less than 200 yds	4-2
Passing for 200-299 yds	3-1
Passing for 300-399 yds	1-0
Passing for 400+ yds	0-0
Totalling less than 300 yds total offense	0-1
300-399 yds of total offense	4-1
400-499 yds of total offense	2-1
500+ yds of total offense	2-0
Allowing less than 100 yds rushing	1-0
Allowing more than 100 yds rushing	7-3
Allowing less than 300 yds total offense	3-0
Allowing 300+ yds total offense	5-3
Having a 100-yd rusher	4-2
Having two 100-yd rushers	0-0
Not having a 100-yd rusher	3-1
Opp. having a 100-yd rusher	4-1
No turnovers	1-0
1-3 turnovers	7-3
4+ turnovers	0-0
No takeaways	1-1
1 or 2 takeaways	3-2
3 or more takeaways	4-0
More than 30:00 of possession	1-1
Less than 30:00 of possession	7-2

RANKINGS COMPARISON

PSU	FBS	Conf	Stat	Conf	FBS	UMD
37.7	90	10	3rd Down Offense Pct.	6	55	40.7
34.6	32	6	3rd Down Defense Pct.	10	65	38.9
54.4	107	10	Completion Pct.	13	119	50.9
25.63	9	2	Kick Return Avg.	3	14	24.74
212.2	83	9	Passing Offense	13	122	137.3
186.6	23	3	Passing Defense	5	37	202.1
8.68	68	6	Punt Return Avg.	13	114	5.00
73.3	12	1	Red Zone Defense	11	107	89.2
91.3	14	3	Red Zone Offense	1	3	96.6
177.0	79	10	Rushing Defense	9	74	172.5
199.4	41	6	Rushing Offense	3	17	244.4
21.5	31	4	Scoring Defense	8	72	27.8
34.3	29	3	Scoring Offense	6	53	30.8
3.45	5	1	Team Sacks	11	105	1.55
27:34	114	14	Time of Possession	11	92	28:41
363.6	44	5	Total Defense	7	52	374.5
411.5	58	6	Total Offense	11	85	381.6
+2	52	6	Turnover Margin	1	14	+8

# 10 2018 PENN STATE FOOTBALL

## WINNINGEST PROGRAMS

In its 132nd season of varsity football, Penn State has posted 886 victories to rank No. 8 in the nation. The Lions' success is not solely due to longevity though, as Penn State also ranks in the top 10 in all-time winning percentage.

As of Nov. 18, 2018

### TOTAL VICTORIES

1. Michigan (139)	Big Ten	953
2. Ohio State (129)	Big Ten	908
3. Texas (130)	Big 12	907
4. Alabama (124)	SEC	902
5. Nebraska (129)	Big Ten	897
6. Notre Dame (130)	Independent	897
7. Oklahoma (124)	Big 12	894
<b>8. PENN STATE (132)</b>	<b>Big Ten</b>	<b>886</b>
9. USC (125)	Pac-12	839
10. Tennessee (122)	SEC	838

### WINNING PERCENTAGE (YEARS - MIN. 25 IN D1)

1. Michigan (139)	Big Ten	.731
2. Boise State (51)	Mountain West	.729
3. Ohio State (129)	Big Ten	.72667
4. Notre Dame (130)	Independent	.72662
5. Alabama (124)	SEC	.725
6. Oklahoma (124)	Big 12	.724
7. Texas (126)	Big 12	.705
8. USC (125)	Pac-12	.700
9. Nebraska (129)	Big Ten	.693
<b>10. PENN STATE (132)</b>	<b>Big Ten</b>	<b>.688</b>
11. Florida State (72)	ACC	.676
12. Tennessee (122)	SEC	.675
13. Georgia (125)	SEC	.654
14. LSU (125)	SEC	.652
15. Appalachian State (89)	Sun Belt	.640

### THE ALL-TIME AP COLLEGE FOOTBALL POLL

The Associated Press updated its "All-Time AP Poll" this summer. Its formula counted poll appearances (1 point), No. 1 rankings (2 points) and AP championships (10 points). The first poll was in 1936. Entering 2018, Penn State was ranked 613 times (54% of all polls), have been voted No. 1 19 times and won two AP National Championships.

1. Ohio State	Big Ten	1,144
2. Alabama	SEC	1,093
3. Oklahoma	Big 12	1,086
4. Notre Dame	Independent	1,058
5. USC	Pac-12	996
6. Michigan	Big Ten	920
7. Nebraska	Big Ten	913
8. Texas	Big 12	827
9. Florida State	ACC	734
10. Florida	SEC	695
11. LSU	SEC	681
<b>12. PENN STATE</b>	<b>Big Ten</b>	<b>671</b>
13. Miami	ACC	665
14. Tennessee	SEC	638
15. Auburn	SEC	596
16. Georgia	SEC	593
17. UCLA	Pac-12	537
18. Washington	Pac-12	462
19. Clemson	ACC	459
20. Texas A&M	SEC	459
21. Michigan State	Big Ten	458
22. Arkansas	SEC	418
23. Wisconsin	Big Ten	367
24. Pittsburgh	ACC	358
25. Iowa	Big Ten	335

## NITTANY LIONS FROM MARYLAND

- RB **Mark Allen** - Hyattsville/DeMatha Catholic
- LB **Cam Brown** - Burtonsville/Bullis School
- CB **Jabari Butler** - Potomac/Bishop Gorman (Nev.)
- CB **Tariq Castro-Fields** - Upper Marlboro/Riverdale Baptist School
- K **Rafael Checa** - Chevy Chase/St. John's College H.S.
- LB **Dae'Lun Darien** - Baltimore/Dunbar
- DE **Donnell Dix** - Salisbury/Wicomico
- WR **Daniel George** - Fort Washington/Oxon Hill
- TE/H **Jonathan Holland** - Brandywine, Md./The Bullis School
- DT **Ellison Jordan** - Upper Marlboro/Gilman School
- CB **Zech McPhearson** - Columbia/Riverdale Baptist School
- DT **PJ Mustipher** - Owings Mills/McDonogh School
- S **Ayron Monroe** - Largo/St. John's College H.S.
- DE **Shane Simmons** - Laurel/DeMatha Catholic
- WR **Cam Sullivan-Brown** - Bowie/Saint Vincent Pallotti
- OL **Rasheed Walker** - Waldorf/North Point

## PENN STATE-MARYLAND CONNECTIONS

- Penn State redshirt sophomore defensive tackle **Ellison Jordan** played with Maryland sophomore defensive lineman Antonio DiCerbo at The Gilman School in Maryland.
- Penn State senior **Mark Allen** and redshirt sophomore defensive end **Shane Simmons** and Maryland redshirt freshman running back Anthony McFarland, freshman DL Evan Gregory, freshman DL Austin Fontaine, sophomore OL Marcus Minor, juniors OL Terrance Davis, DB Tino Ellis, DL Oluwaseun Oluwatimi, WR DJ Turner, RB Lorenzo Harrison III and senior WR Chris Jones all attended DeMatha Catholic in Maryland.
- Penn State sophomore wide receiver **Cam Sullivan-Brown** played with Maryland sophomores OL Tyler Hamilton and TE Zack Roski at Saint Vincent Pallotti in Maryland.
- Penn State sophomore LB **Brelin Faison-Walden** played with Maryland freshman K/P Bentley Faulkner at Grimsley High School in Greensboro, North Carolina.
- Penn State freshman K **Rafael Checa** and Maryland redshirt freshman QB Kasim Hill and DL Cam Spence played together at St. John's College H.S. in Maryland.
- Penn State freshmen OL **Will Knutsson** and DT **PJ Mustipher** and Maryland seniors LB Wyatt Cook and TE Michael Cornwell and juniors OL Ellis McKennie and K Mike Shinsky all attended The McDonogh School in Maryland.

## BOWLING AGAIN

- Penn State became bowl eligible when it defeated Iowa for its sixth win of the season.
- The Lions have appeared in 48 bowl games in program history, tied for ninth-highest among FBS schools at the start of the season.

## COACHING STAFF CONNECTIONS

- Penn State head coach **James Franklin** spent eight seasons on staff at Maryland. He was the Terrapins' asst. head coach/offensive coordinator (2008-10) and recruiting coordinator/wide receivers coach (2000-04).
- Franklin's wide receivers coach at Vanderbilt in 2011 was Maryland wide receivers coach Chris Beatty. Additionally at that time, Penn State's **Dwight Galt** served as director of performance enhancement and **Sean Spencer** as defensive line coach.
- Penn State co-defensive coordinator and safeties coach **Tim Banks** and Beatty were on the same coaching staff at Illinois in 2012.
- Banks served on the Maryland defensive coaching staff from 2003-06.
- Penn State running backs coach **Ja'Juan Seider** and Beatty were on the same staff at West Virginia.
- Penn State tight ends coach **Tyler Bowen** served as Maryland's offensive line coach last season, as a graduate assistant from 2011-12, a student assistant in 2010 and played for the Terps for three seasons until injuries ended his career.
- Galt, Penn State's assistant AD of performance enhancement, is a graduate of Maryland and spent 22 years with the Maryland strength & conditioning staff.
- Assistant director of performance enhancement **Dwight Galt IV** played for the Terps from 2005-09.
- Penn State chief of staff **Jemal Griffin** was the director of football operations at Maryland from 2008-10 and the assistant recruiting coordinator from 2006-07
- Penn State director of football administration **Kevin Threlkel** served as a football operations intern at Maryland in 2009 and program management specialist in 2010.
- Penn State recruiting coordinator **Dann Kabala** and Maryland interim head coach Matt Canada were on the same staff at Pittsburgh in 2016.
- Canada succeeded Penn State offensive line coach **Matt Limegrover** as the offensive coordinator at Northern Illinois in 2011.
- Penn State Director of Athletics **Sandy Barbour** was the AD at Cal when Maryland defensive coordinator Andy Buh held the same position at Cal in 2013.

## FRANKLIN SET TO BOWL AGAIN

- Head coach **James Franklin** has guided his teams to bowl appearances in each of his eight seasons as a head coach (3 at Vanderbilt; 5 at Penn State).
- He is one of eight active head coaches who have earned bowl eligibility in their first eight or more consecutive seasons on the job.

### Bowl Eligibility First 8+ Seasons

#	Coach	Team(s); Years
18*	<b>Mark Richt</b>	Georgia/Miami; 2001-pres.
13*	Chris Petersen	Boise State/Washington; 2006-pres.
11	Bronco Mendenhall	BYU; 2005-15
11*	Dabo Swinney	Clemson; 2008-pres.
10	Mike Leach	Texas Tech; 2000-09
8	Kyle Whittingham	Utah; 2004-11
<b>8*</b>	<b>James Franklin</b>	<b>Vanderbilt/PSU; 2011-pres.</b>
8*	David Shaw	Stanford; 2011-pres.

\* Bowl eligible this season

## AT THE START

Opponent	Coin Toss	Choice	PSU 1st Drive	Opponent 1st Drive	Game Captains
APPALACHIAN STATE	PSU	Receive	Touchdown	KO Return TD	Trace McSorley, Nick Scott, Blake Gillikin, Shareef Miller
at Pittsburgh	Pitt	Receive	Touchdown	Three-and-out (punt)	Trace McSorley, Nick Scott, Blake Gillikin
KENT STATE	KSU	Defer - PSU Received	Touchdown	Touchdown	Trace McSorley, Nick Scott, Blake Gillikin
at Illinois	ILL	Defer - PSU Received	Fumble Lost	Three-and-out (punt)	Trace McSorley, Nick Scott, Blake Gillikin
OHIO STATE	PSU	Receive	Punt	Punt	Trace McSorley, Nick Scott, Blake Gillikin
MICHIGAN STATE	PSU	Defer - MSU Received	Fumble Lost	Punt	Trace McSorley, Nick Scott, Blake Gillikin
at Indiana	PSU	Receive	Touchdown	Touchdown	Trace McSorley, Nick Scott, Blake Gillikin
IOWA	PSU	Receive	Three-and-out (Blocked punt, safety)	Field Goal	Trace McSorley, Nick Scott, Blake Gillikin
at Michigan	MICH	Defer - PSU Received	Punt	Touchdown	Trace McSorley, Nick Scott, Blake Gillikin, Shareef Miller
WISCONSIN	PSU	Receive	Punt	Touchdown	Trace McSorley, Nick Scott, Blake Gillikin
at Rutgers	PSU	Defer - RU Received	Punt	Punt	Trace McSorley, Nick Scott, Blake Gillikin
MARYLAND					

## HIGHLIGHTS

## PENN STATE IN THE RANKINGS

- In the last College Football Playoff rankings, Penn State was ranked a season-high No. 12.
- Penn State has been ranked in the last 14 CFP rankings, dating back to its first-ever appearance in the first poll of the 2016 season. Penn State is ranked No. 14 in the Amway Coaches Poll and No. 15 in the Associated Press poll.
- Penn State's 37-straight weeks in the AP Top 25 is the fifth-longest active streak in FBS and seventh-longest streak in Penn State history.

## Penn State AP Weekly Appearance Streaks

#	Polls	First-Last
1	121	1993-2000
2	84	1970-1976
3	50	1979-1983
4	43	1985-1987
5	39	1990-1992
6	38	2008-2010
7	37*	2016-2018
8	33	1977-1979
9	33	1967-1970
10	19	1947-1948

See National Polls on Page 7

## WINNING WAYS

- Penn State clinched its 14th consecutive winning season. Only four other FBS teams have had a winning season each of the last 14 years (Oklahoma, Boise State, LSU, Wisconsin). Virginia Tech, USC and Florida State can also achieve the feat this season.
- Over those 14 consecutive winning seasons, Penn State has totaled at least eight wins in 10 seasons, including the last three seasons.
- Head coach **James Franklin** has guided his teams to a winning record each of the last seven seasons (2 at Vanderbilt, 5 at Penn State).
- Penn State is 28-6 in its last 34 games, the best span since going 28-6 from the end of the 1996 season to the first nine games of 1999.
- Penn State is 30-8 over the past three seasons (2016-18), for the ninth-best record in FBS.
- Dating back to 2015, Penn State has won 24 of its last 27 home games.
- Penn State's 44 wins over the last five years (2014-18) rank tied for 16th in FBS and third in the Big Ten (Ohio State, 59; Wisconsin, 52).
- Penn State's 86 wins over the last 10 years (2009-18) rank tied for 17th in FBS and fourth in the Big Ten (Wisconsin, 101; Ohio State, 100; Michigan State, 90).
- Penn State's 130 wins over the last 15 years rank tied for 16th in FBS and third in the Big Ten (Ohio State, 151; Wisconsin, 148).

## McSORLEY, GILLIKIN NAMED ACADEMIC ALL-DISTRICT

- Junior P **Blake Gillikin** and senior QB **Trace McSorley** were named CoSIDA Academic All-District 2 for their accomplishments in the classroom and on the field.
- Gillikin collects all-district accolades for the second-straight season.
- The pair is now on the ballot for CoSIDA Academic All-America.
- Gillikin has a perfect 4.0 cumulative GPA as a kinesiology major. He received the President's Award for freshmen in 2016 and was presented with The Evan Pugh Scholar Award, given to those juniors and seniors who are in the upper 0.5 percent of their respective classes, in May 2018. Gillikin is a two-time Academic All-Big Ten honoree.
- McSorley graduated in May with a 3.31 grade-point average (GPA) in accounting. He is working toward his second undergraduate degree in journalism. He is a four-time Academic All-Big Ten selection. He spent the summer of 2017 interning for Merrill Lynch and Bank of America in State College.

## MILESTONE WATCH

- Trace McSorley** is 79 yards shy of the PSU career QB rushing record of 1,637 yards held by Michael Robinson (2002-05).
- ... 147 yards shy of the PSU career QB season record of 806 held by Michael Robinson (2005).
- ... 9 completions shy of 700 career completions.
- ... 341 yards shy of 1,000 rushing yards this season.
- Juwon Johnson** is 23 receptions shy of 100 career receptions.
- Tommy Stevens** is 29 yards shy of 500 career rushing yards.

See Records Watch on Pages 27-30

## MILESTONES ACHIEVED

- Miles Sanders** surpassed 1,000 rushing yards this season with 159 against Wisconsin.
- ... 1,000 career rushing yards with 162 against Michigan State.
- Trace McSorley** surpassed 100 touchdowns responsible for, becoming just the third Big Ten quarterback to do so.
- ... 9,000 career passing yards with 83 at Michigan.
- ... 10,000 career yards of total offense with 327 at Indiana.
- ... 1,000 career passing attempts with 32 against Michigan State.
- ... 1,000 career rushing yards with 54 yards against Kent State.
- ... 600 career completions with 16 against Ohio State.
- Head coach **James Franklin** coached his 100th career game against Iowa.
- Juwon Johnson** surpassed 1,000 career receiving yards with 72 at Indiana.
- DeAndre Thompkins** surpassed 1,000 career receiving yards with 101 against Kent State.
- ... surpassed 500 career punt return yards with a 29-yard return against App State.

## STREAKING

- Redshirt freshman WR **KJ Hamler** has a reception in all 11 games of his career.
- True freshman TE **Pat Freiermuth** has a reception in his last 10 games.
- Penn State has won its last 10 games against schools located within 250 miles of State College.
- Penn State has won its last 10 games against Big Ten West Division opponents.

## McSORLEY MAKES HIS MARK

- QB **Trace McSorley** owns Penn State career records for passing yards (9,423), 300-yard passing games (10), 200-yard passing games (26), rushing touchdowns by a quarterback (27), passing touchdowns (74), total offense (10,981), touchdowns responsible for (101) and wins as a starting quarterback (30).
- McSorley is just two completions shy of tying Christian Hackenberg's (2013-15) career completions record of 693.
- McSorley is the first Penn State quarterback to throw for 9,000 career yards and the 14th in Big Ten history.
- McSorley has 1,160 career passing attempts to rank second on Penn State's career list. Next on the list is Christian Hackenberg with 1,235 attempts (2013-15).

See Records Watch on Pages 27-30

## GROSS-MATOS ADDED TO HENDRICKS AWARD WATCH LIST

- DE **Yetur Gross-Matos** was added to the watch list for the Ted Hendricks Award, which is presented to the top defensive end in college football.
- The Ted Hendricks Award is named in honor of college football's first three-time first-team All-American. On-field performance, exceptional winning attitude, leadership abilities, contributions to school and community and academic preparedness are some of the criteria used to determine the Award's recipient each year.
- Members of the national media, head coaches, professional scouts and former winners are included on the Award's selection committee.
- Penn State's Carl Nassib won the award in 2015. Nassib is the lone Nittany Lion recipient since the award was established in 2002.

## SEASON HONORS

## RYAN BATES, OFFENSIVE LINE

Pro Football Focus National Team of the Week (Week 2)  
Pro Football Focus Big Team of the Week (Week 2, 4)

## ELLIS BROOKS, LINEBACKER

Pro Football Focus Big Ten Team of the Week (Week 2,4)

## TARIQ CASTRO-FIELDS, CORNERBACK

Pro Football Focus Big Ten Team of the Week (Week 3)

## JAMES FRANKLIN, HEAD COACH

Dodd Award Midseason Watch List (Top Coach)

## WILL FRIES, OFFENSIVE LINE

Pro Football Focus National Team of the Week (Week 4)  
Pro Football Focus Big Ten Team of the Week (Week 4)

## YETUR GROSS-MATOS, DEFENSIVE END

Ted Hendricks Award Watch List (Top DE)  
Big Ten Defensive Player of the Week (Week 9)

## KJ HAMLER, WIDE RECEIVER

Paul Hornung Award Finalist  
Big Ten Freshman of the Week (Week 5)  
Paul Hornung Weekly Honor Roll (Week 2, 5)  
Pro Football Focus Big Ten Team of the Week (Week 5)

## CONNOR MCGOVERN, OFFENSIVE LINE

Pro Football Focus National Team of the Week (Week 11)  
Pro Football Focus Big Ten Team of the Week (Week 11, 12)

## TRACE McSORLEY, QUARTERBACK

Maxwell Award Semifinalist (National Player of the Year)  
Walter Camp Award Player to Watch (National Player of the Year)  
William V. Campbell Trophy Finalist  
National Football Foundation Scholar-Athlete  
Pop Warner National College Football Award Finalist  
Jason Witten Man of the Year Semifinalist  
Senior CLASS Award Top 30 Candidate  
Johnny Unitas Golden Arm Award Top 10 (Top QB on and off field)  
Pro Football Focus Midseason All-Big Ten First Team  
Pro Football Focus Big Ten Team of the Week (Week 3, 5)  
Rose Bowl Game Player of the Week (Week 5)  
Reese's Senior Bowl Senior of the Week (Week 5)

## MICHAL MENET, OFFENSIVE LINE

Pro Football Focus Big Ten Team of the Week (Week 11)

## MICAH PARSONS, LINEBACKER

247Sports True Freshman All-America Team  
ESPN Freshman Midseason All-America Team

## AMANI ORUWARIYE, CORNERBACK

Paycom Jim Thorpe Award Semifinalist (Top DB)  
Pro Football Focus Midseason All-Big Ten First Team  
Pro Football Focus Big Ten Team of the Week (Week 2)

## JOHN REID, CORNERBACK

Mayo Clinic Comeback Player of the Year Award nominee

## MILES SANDERS, RUNNING BACK

Maxwell Award Watch List (National Player of the Year)  
Pro Football Focus National Team of the Week (Week 4)  
Pro Football Focus Big Ten Team of the Week (Week 2, 4)  
Big Ten Co-Offensive Player of the Week (Week 4)  
Rose Bowl Game Big Ten Player of the Week (Week 4)

## JONATHAN SUTHERLAND, SAFETY

Pro Football Focus Big Ten Team of the Week (Week 4)

## DeANDRE THOMPkins, WIDE RECEIVER

Pro Football Focus Big Ten Team of the Week (Week 3)

## SHAKA TONEY, DEFENSIVE END

ESPN College Football Final Helmet Sticker (Week 8)  
Pro Football Focus Big Ten Team of the Week (Week 8)

## ROBERT WINDSOR, DEFENSIVE TACKLE

Big Ten Defensive Player of the Week (Week 11)  
Pro Football Focus Big Ten Team of the Week (Week 11, 12)  
Outback Bowl Player of the Week (Week 11)

## NATIONAL NITS

Below is a list of Penn State players that rank among the top-100 individuals and top-50 teams in the most recent season statistical rankings. *Rankings listed NCAA/Big Ten Statistics current as of Nov. 18, 2018*

- P Blake Gillikin
  - Punting - 43.3 (26/2)
- TE Pat Freiermuth
  - Receiving Touchdowns - 6 (66/9)
- DE Yetur Gross-Matos
  - Sacks - 0.73 (27/5)
  - Tackles For a Loss - 1.5 (14/2)
- WR/KR KJ Hamler
  - All Purpose Yards Per Game - 113.18 (47/4)
  - Combined Kick Returns - 589 (15/3)
  - Kickoff Returns - 26.0 (15/3)
  - Yards Per Reception - 16.39 (61/6)
- QB Trace McSorley
  - Completions Percentage - .533 (99/9)
  - Completions Per Game - 14.82 (79/9)
  - Passing Efficiency - 121.9 (86/7)
  - Passing Touchdowns - 15 (57/6)
  - Passing Yards - 2,054 (66/8)
  - Passing Yards Per Game - 186.7 (74/9)
  - Passing Yards Per Completion - 12.60 (42/3)
  - Points Responsible For - 144 (33/3)
  - Points Responsible For Per Game - 13.1 (42/4)
  - Rushing Touchdowns - 9 (54/4)
  - Total Offense - 246.6 (46/5)
  - Total Touchdowns - 9 (83/7)
  - Yards Per Pass Attempt - 6.71 (81/6)
- DE Shareef Miller
  - Sacks - 0.64 (43/9)
- CB Amani Oruwariye
  - Interceptions Per Game - 0.3 (44/8)
  - Passes Defended - 1.3 (14/3)
  - Total Interceptions - 3 (31/6)
- K Jake Pinegar
  - Field Goal Percentage - .700 (69/10)
  - Field Goals Per Game - 1.27 (33/5)
  - Scoring - 7.9 (41/3)
  - Total Points Scored - 87 (30/3)
- CB John Reid
  - Interceptions Per Game - 0.2 (91/17)
  - Total Interceptions - 2 (93/18)
- RB Miles Sanders
  - All Purpose Yards Per Game - 111.55 (50/5)
  - Rush Yards Per Carry - 5.67 (48/6)
  - Rushing Touchdowns - 9 (54/4)
  - Rushing Yards - 1,095 (18/3)
  - Rushing Yards Per Game - 99.5 (24/3)
  - Total Touchdowns - 9 (83/7)
- S Nick Scott
  - Interceptions Per Game - 0.3 (44/8)
  - Total Interceptions - 3 (31/6)
- S Garrett Taylor
  - Interceptions Per Game - 0.3 (44/8)
  - Total Interceptions - 3 (31/6)
- WR/PR DeAndre Thompkins
  - Punt Return Touchdowns - 1 (t-5/t-1)
  - Punt Returns - 9.8 (26/4)
- DE Robert Windsor
  - Sacks - 0.59 (56/10)
- TEAM
  - Third Down Conversion Pct Defense - .346 (32/6)
  - Fourth Down Conversion Pct Defense - .423 (31/5)
  - Fewest Penalties - 55 (27/3)
  - Fewest Penalties Per Game - 5.00 (23/3)
  - Fewest Penalty Yards - 504 (29/3)
  - Fewest Penalty Yards Per Game - 45.82 (26/3)
  - Kickoff Returns - 25.63 (9/2)
  - Passes Had Intercepted - 7 (42/3)
  - Passes Intercepted - 13 (17/4)
  - Passing Yards Allowed - 186.6 (23/3)
  - Passing Yards Per Completion - 13.41 (31/3)
  - Punt Return Defense - 6.89 (47/9)
  - Red Zone Defense - .733 (12/1)
  - Red Zone Offense - .913 (14/3)
  - Rushing Offense - 199.4 (41/6)
  - Scoring Defense - 21.5 (31/4)
  - Scoring Offense - 34.3 (29/3)
  - Tackles For a Loss Allowed - 5.27 (36/8)
  - Team Passing Efficiency Defense - 107.12 (14/2)
  - Team Sacks - 3.45 (5/1)
  - Tackles for Loss - 7.7 (14/1)
  - Total Defense - 363.6 (44/5)
  - Turnovers Gained - 20 (23/4)
  - Tackles for Loss - 7.4 (19/1)
  - Turnovers Gained - 17 (39/8)

## REID UP FOR COMEBACK HONOR

- The College Sports Information Directors of America (CoSIDA) in association with The Associated Press (AP) and the Fiesta Bowl organization have selected CB John Reid as a Mayo Clinic Comeback Player of the Year Award Nominee.
- At the end of the season, the 30 nominees will be eligible for the Mayo Clinic Comeback Player of the Year Award.
- CoSIDA members can nominate deserving student-athletes at Comeback-Player.com. Here's a look at this week's three nominees.
- Reid missed the 2017 season after sustaining an injury during 2017 spring practice.

## SECOND-HALF TEAM

- Penn State is tied for 11th in FBS in scoring offense in the second half, averaging 18.82 points. Houston leads averaging 23.82 points.
- Penn State is also fifth in FBS in fourth-quarter scoring, averaging 11.55 points. Houston leads averaging 13.64 points.
- For the season, Penn State is outscoring opponents 194-121 in the second half. The plus-7.18 points per game margin in the second half ranks tied for 14th in FBS. (Per Coaches by the Numbers)

## FANS FLOCK TO BEAVER STADIUM

- Penn State is second in FBS in average attendance with 106,662 per game after six home games. Michigan is first averaging 110,737 fans per game, while Alabama is third averaging 101,518 fans per game.
- Penn State (6) and Michigan (7) own the 13 most attended games this season. Penn State's game at Michigan was the most attended game of the season (111,747).
- Penn State's cumulative total of 639,974 is the most through the first six games since 647,930 attended the first six of the 2008 season.
- The attendance for the Ohio State game of 110,889 earlier this season is a Beaver Stadium record, breaking the previous mark of 110,823 vs. Michigan in 2017. It is also the sixth-largest crowd to watch Penn State play (home or away).
- The Penn State Student Section sold out more than 21,000 tickets in just 48 minutes, highlighted by the sold-out allotments of the senior (3), junior (4), sophomore (6) and freshmen (9) classes in less than 10 minutes each.
- The Penn State Student Section has consistently sold out for four decades, showing the unwavering passion and dedication of Penn State students.
- Penn State sold more than 6,300 new season football tickets for the 2018 campaign.
- Recognized as one the nation's premier game day atmospheres, the passionate and loyal students, alumni and fans filling Beaver Stadium have Penn State bucking the attendance trends among FBS games nationally, which saw an average per game decline of 1,409 fans this past season.

See Happy Valley on Page 19

## HAMLER NAMED HORNING AWARD FINALIST

- Redshirt freshman wide receiver and return man **KJ Hamler** was selected as one of the five finalists for the Louisville Sports Commission's Paul Hornung Award presented by Texas Roadhouse.
- This is the second-straight year a Penn State player has been named a finalist for the Paul Hornung Award, which was established in 2010. Saquon Barkley won the honor last season.
- The award is given annually by the Louisville Sports Commission to the most versatile player in major college football. This year's winner of the award will be announced Dec. 3 and be honored March 7, 2019 at a banquet at the Galt House Hotel in downtown Louisville.
- The 17-person Paul Hornung Award National Selection Committee chose the finalists, with fans generating the 18th vote online. Fan voting for the winner, powered by Texas Roadhouse is open and continues through Dec. 3, 2018, at paulhornungaward.com and will count as the 18th vote. Fans can vote once every 24 hours for their favorite among the five finalists.

See Season Honors on Page 11

## ON YOUR TV

- Penn State's game against Ohio State in Week 5 is the second most-watched college football game of the season and was the most watched game until Week 10 (as of ratings announced through Week 11).
- The game's average viewership of nearly 9.2 million was ABC's highest regular-season audience since its 2017 Kickoff Weekend record-breaking audience for Florida State vs. Alabama (56 games prior) and ranks in the top five most-watched September games on ABC in the last decade.
- Penn State's Week 9 game against Iowa and Week 10 game at Michigan generated cable's largest audiences for a late afternoon kickoff this season. The Iowa game generated a then season-high Nielsen total live audience of 3,267,000 viewers, an impressive 188% increase over the similar game window last season, but the game at Michigan the following week superseded it with 4,252,000 viewers.

### 2018 Most Watched Games (As of Week 11)

Rk.	Net.	Audience	Wk	Game
1.	CBS	11,543,000	10	Alabama at LSU
2.	ABC	9,159,000	5	Ohio State at Penn State
3.	ABC	7,244,000	3	Ohio State vs. TCU
4.	NBC	7,107,000	1	Michigan at Notre Dame
5.	ABC	6,562,000	1	Miami vs. LSU
6.	ABC	6,368,000	8	Ohio State at Purdue
7.	CBS	6,347,000	9	Florida vs. Georgia
8.	ABC	6,103,000	7	Wisconsin at Michigan
9.	CBS	5,955,000	3	LSU at Auburn
10.	ESPN	5,746,000	1	Virginia Tech at Florida State

## WELCOME TO THE GAME

- WR **Cam Sullivan-Brown** and LB **Micah Parsons** made their first career start at Rutgers, marking the 17th and 18th different Nittany Lions to make their first start this season.
- Parsons is the first true freshman to start at linebacker since Cam Brown in 2016.
- WR **Jahan Dotson** made his first career start against Wisconsin. Dotson is the first true freshman to start at wide receiver since WR Saeed Blacknall in 2014.
- Fifteen true freshmen have seen time for Penn State: CB **Trent Gordon**, DE **Jayson Oweh**, WR **Daniel George**, Dotson, WR **Justin Shorter**, OL **Rasheed Walker**, TE **Zack Kuntz**, K **Rafael Checa**, TE **Pat Freiermuth**, LB **Jesse Luketa**, DT **PJ Mustipher**, LB **Micah Parsons**, K **Jake Pinegar**, RB **Ricky Slade**, DE **Nick Tarburton**.
- WR **Mac Hippenhammer** and K **Justin Tobin** made their first career starts at Michigan. Tobin also made his first career appearance, making him the 34th Nittany Lion to make their collegiate debut this season.
- S **Jonathan Sutherland** made his first career start against Iowa.
- Against Ohio State, WR **Dan Chisena**, made his first career appearance and Freiermuth made his first start.
- S **Drew Hartlaub** made his first career appearance at Illinois.
- Dotson, Shorter, Gordon, Oweh, RB **Journey Brown**, LB **Max Chizmar**, Kuntz, George, DT **Damion Barber**, LB **Brelin Faison-Walden** and DT **Evan Presta** made their debuts against Kent State.
- QB **Sean Clifford** and OL **Des Holmes** made their first career appearances in Week 2 at Pitt and CB **Tariq Castro-Fields** made his first career start.
- Making their debuts during the opening week against App State were: LB **Ellis Brooks**, CB **Jabari Butler** (transfer, PSU debut), Checa, TE **Danny Dalton**, Freiermuth, WR **KJ Hamler**, DT **Fred Hansard**, WR **Mac Hippenhammer**, CB **Donovan Johnson**, Luketa, OL **Mike Miranda**, Mustipher, Parsons, Pinegar, Slade, WR **Cam Sullivan-Brown**, Tarburton and OL **C.J. Thorpe**.
- Ten Nittany Lions made their first career start during the opening week against App State: TE **Jonathan Holland**, C **Michal Menet**, Hamler, Hansard, DE **Yetur Gross-Matos**, MLB **Jan Johnson**, CB **Amani Oruwariye**, S **Garrett Taylor**, Pinegar and Checa.

# TRACE McSORLEY

## WHAT WE'RE WATCHING

- QB **Trace McSorley** is a candidate for several awards.
- McSorley has been selected to the 2018 National Football Foundation's (NFF) Scholar-Athlete Class for his performance on the field, in the classroom and in the community. He is now one of 13 finalists for the 2018 **William V. Campbell Trophy**, which annually recognizes an individual as the absolute best football scholar-athlete in the nation.
- McSorley is the 18th Nittany Lion to be selected as an NFF Scholar-Athlete.
- The 13 finalists, selected from 179 semifinalists from NCAA Division I, II, III and the NAIA programs, will each receive an \$18,000 postgraduate scholarship as a member of the 60th NFF National Scholar-Athlete Class, and they will travel to New York City for the 61st NFF Annual Awards Dinner on Tuesday, Dec. 4.
- McSorley was named to the Google Cloud Academic All-District Team, and is now eligible to be selected to the Academic All-America team. He graduated in May with a 3.31 grade-point average (GPA) in accounting. He is working toward his second undergraduate degree in journalism. He is a four-time Academic All-Big Ten selection. He spent the summer of 2017 interning for Merrill Lynch and Bank of America in State College.
- McSorley is among the top-10 finalists for the **Johnny Unitas Golden Arm Award** (nation's top quarterback). The Golden Arm Award is presented at the end of each football season and the winner is selected based on his accomplishments both on and off the field. Candidates must be a college senior or fourth-year junior on schedule to graduate.
- McSorley is one of 15 "Players to Watch" for the **Walter Camp Award** (National Player of the Year) and The Walter Camp Trophy is awarded to the outstanding player of the year who has exemplified the qualities of self-discipline, unselfish team play, desire to excel, mature judgment and respect for leadership. Penn State has two Walter Camp winners in John Cappelletti, who won the award in 1973, and Larry Johnson, who claimed the honor in 2002.
- McSorley is a nominee for the **Manning Award** (nation's top quarterback). It is the only college football quarterback award that includes the candidates' bowl performances in its balloting; therefore, it is presented annually following the completion of the bowl season.
- McSorley is a finalist for the **Pop Warner National College Football Award**. The Pop Warner Award recognizes a graduating senior who has made a difference on the field, in the classroom and in his community, and serves as a role model to Pop Warner's young student athletes. The Pop Warner Little Scholars National College Football Award will be presented during the annual Pop Warner Super Bowl at Walt Disney World's ESPN Wide World of Sports Complex in Orlando, Florida.
- McSorley is a semifinalist for the **Jason Witten Man of the Year Award**. The award, presented by Albertsons and Tom Thumb, is the first college football honor to focus primarily on a player's leadership, both on and off the field.

See Season Honors on Page 11  
See Preseason Honors on Page 20

## PENN STATE RECORD COUNTDOWN

### CAREER PASSING COMPLETIONS

2 COMP TO GO

McSorley is pursuing Christian Hackenberg for the Penn State record (693; 2013-15). McSorley is just the fourth Penn State QB to surpass 500 career completions, currently totaling 691.

### CAREER RUSHING YARDS (QB)

79 YDS TO GO

McSorley is pursuing Michael Robinson for the Penn State record (1,637; 2002-05). McSorley is just the second Penn State quarterback to rush for 1,000 yards, currently totaling 1,558.

### SEASON RUSHING YARDS (QB)

147 YDS TO GO

McSorley is pursuing Michael Robinson for the Penn State single-season record (806; 2005). McSorley has rushed for a career-high 659 yards this season.

### CAREER PASSING ATTEMPTS

75 ATT TO GO

McSorley is currently pursuing Christian Hackenberg for the Penn State record (1,235; 2013-15). McSorley is just the third Penn State QB to surpass 1,000 passing attempts, currently totaling 1,160.

### CAREER INTERCEPTION PCT.

0.5 OFF

Only 2.07 percent of McSorley's career passes have been intercepted, which just trails the record held by Wally Richardson (2.02; 1992, 94-96).

### CAREER COMPLETION PCT.

0.6 OFF

McSorley has completed 59.6 percent of his passes, just trailing Darryl Clark's 60.2 percent completion rate (2006-09).

### CAREER YARDS PER PASS ATTEMPT

0.8 OFF

McSorley is averaging 8.1 yards per pass attempt for his career, which trails the record held by Mike McQueary (8.9; 1994-97).

### CAREER PASSING EFFICIENCY

0.9 OFF

McSorley owns a 144.7 pass efficiency rating, currently besting Mike McQueary's rating (145.6; 1994-97).

### WINS AS A STARTING QB

ACCOMPLISHED

McSorley surpassed the previous record of 29 wins, previously held by Todd Blackledge (1980-82) and Tony Sacca (1988-91). McSorley currently has 30 wins as a starting QB.

### CAREER PASSING YARDS

ACCOMPLISHED

McSorley broke the previous record of 8,457 yards passing set by Christian Hackenberg (2013-15) with 192 yards against Michigan State. He now has 9,423 career yards.

### CAREER PASSING TOUCHDOWNS

ACCOMPLISHED

McSorley shattered the previous record of 48 passing touchdowns set by Christian Hackenberg (2013-15), currently totaling 74.

### CAREER RUSHING TOUCHDOWNS (QB)

ACCOMPLISHED

McSorley broke the previous record of 22 set by Darryl Clark (2007-09) with three touchdowns against Kent State in Week 3 this season. McSorley currently has 27 career rushing touchdowns.

### CAREER TOTAL OFFENSE

ACCOMPLISHED

McSorley broke the previous record of 8,215 set by Christian Hackenberg (2013-15). McSorley has totaled 10,981 career total offense yards.

### CAREER 300-YARD PASSING GAMES

ACCOMPLISHED

McSorley broke the previous record of nine set by Christian Hackenberg (2013-15) with 342 yards in last season's Fiesta Bowl. McSorley has totaled 10 career 300-yard passing games.

### CAREER 200-YARD PASSING GAMES

ACCOMPLISHED

McSorley broke the previous record of 21 set by Christian Hackenberg (2013-15) with a 342-yard performance in last season's Fiesta Bowl. McSorley has totaled 26 career 200-yard passing games, including four this season.

### CAREER TDs RESPONSIBLE FOR

ACCOMPLISHED

McSorley is responsible for 101 touchdowns in his career, smashing the previous record of 65 held by Darryl Clark (2006-09).

# TRACE McSORLEY

## McSORLEY MAGIC

**3000 x 2**

McSorley is the first player in Penn State history with two 3,000-yard passing seasons. He recorded 3,570 yards in 2017 (second in Penn State history) and 3,614 yards in 2016 (Penn State record).

**659**

McSorley has totaled 659 rushing yards in 2018, which bests his previous single-season totals and is the second highest total by Penn State quarterback all-time. McSorley owns three of the top five single-season rushing totals by a quarterback in program history.

**461**

McSorley registered a Penn State record 461 yards of total offense (286 passing, 175 rushing) against Ohio State this season. McSorley owns six of the 10 best total offense marks in the Nittany Lion annals.

**300 & 200**

McSorley's five games with 300 or more passing yards set a season record in 2016 that he tied in 2017. McSorley's 11 games with 200 or more passing yards in 2017 tied the Penn State record he tied in 2016 and Matt McGloin set in 2012.

**284**

With 284 completions in 2017, McSorley broke the Penn State season completions record of 270 held by McGloin (2012) and Christian Hackenberg (2014).

**175**

McSorley rushed for 175 yards this season against Ohio State for the second-highest total by a quarterback in Penn State history and the most since 1913.

**36 & 39**

McSorley broke his own season touchdowns responsible for record of 36 set in 2016 with 39 in 2017.

**28 & 29**

McSorley owns the top-two single-season passing touchdown totals in Penn State history, as his 28 passing touchdowns in 2017 trails only his 29 passing TDs in 2016.

**15**

McSorley completed 15-straight pass attempts from the first quarter through the third quarter at Northwestern in 2017, breaking the Penn State record for consecutive completions. The previous record was set by Kerry Collins when he had 14-straight completions at Minnesota during the 1994 season.

**7**

School career records owned by McSorley: career passing yards (9,582), 300-yard passing games (10), 200-yard passing games (26), rushing touchdowns by a quarterback (27), passing touchdowns (74), total offense (10,981) and touchdowns responsible for (101).



## RANK HIM

### McSORLEY AMONG ACTIVE LEADERS

- Among stat categories tracked by the NCAA, McSorley is the active career leader in five Big Ten statistical categories and ranks in the FBS top-10 in seven others.
- McSorley leads seven other active quarterbacks with at least 5,000 yards passing and 1,000 yards rushing.

Name	School	Pass	Rush	TOT
<b>Trace McSorley</b>	<b>Penn State</b>	<b>9,423</b>	<b>1,558</b>	<b>10,981</b>
Eric Dungey	Syracuse	8,675	1,937	10,612
McKenzie Milton	UCF	8,597	1,062	9,659
Nick Fitzgerald	Mississippi St.	5,944	3,387	9,331
Daniel Jones	Duke	7,633	1,338	8,971
Riley Neal	Ball State	7,393	1,363	8,756
Caleb Evans	ULM	6,370	1,350	7,720
Jalen Hurts	Alabama	5,481	1,945	7,426

### LEADING A PRODUCTIVE OFFENSE

- Trace McSorley ranks fourth among quarterbacks who have led their team to an average of at least 30 points with 10 or more career starts.

Name	School	Starts	Points	PPG
McKenzie Milton	UCF	32	1,301	40.7
Justin Herbert	Oregon	26	1,009	38.8
Will Grier	West Virginia	21	813	38.7
<b>Trace McSorley</b>	<b>Penn State</b>	<b>38</b>	<b>1,437</b>	<b>37.8</b>
Brett Rypien	Boise State	47	1,693	36.0
Justice Hansen	Arkansas State	33	1,113	33.7
Mason Fine	North Texas	34	1,127	33.1
Jarrett Stidham	Auburn	28	902	32.2
Drew Lock	Missouri	44	1,350	30.7

### CONSECUTIVE 3,000-YARD PASSING SEASONS

- **Trace McSorley** has thrown for more than 3,000 yards in each of the last two seasons, becoming the seventh quarterback in Big Ten history to do so.
- Drew Brees is the only quarterback in Big Ten history to eclipse 3,000 yards in three-straight seasons.

#### 3,000 Passing Yards in Consecutive Seasons in Big Ten History

Name	School	Years (Yards)
Tony Eason	Illinois	1981 (3,360), 1982 (3,671)
Jim Everett	Purdue	1984 (3,256), 1985 (3,651)
Chuck Hartlieb	Iowa	1987 (3,092), 1988 (3,738)
Drew Brees	Purdue	1998 (3,983), 1999 (3,909), 2000 (3,668)
Curtis Painter	Purdue	2006 (3,985), 2007 (3,846)
Connor Cook	Michigan State	2014 (3,214), 2015 (3,131)
<b>Trace McSorley</b>	<b>Penn State</b>	<b>2016 (3,614), 2017 (3,570)</b>

### FBS/BIG ACTIVE CAREER RANKINGS

**4TH/1ST**

101 TOTAL TDS RESPONSIBLE FOR

**4TH/1ST**

8.12 PASSING YARDS PER ATTEMPT

**5TH/1ST**

10,981 YARDS OF TOTAL OFFENSE

**6TH/1ST**

27 RUSHING TOUCHDOWNS (QB)

**7TH/1ST**

74 PASSING TOUCHDOWNS

**8TH/2ND**

9,423 PASSING YARDS

**8TH/3RD**

1,603 TOTAL PLAYS

**14TH/3RD**

691 PASSING COMPLETIONS

**15TH/3RD**

1,160 PASSING ATTEMPTS

**17TH/2ND**

6.85 YARDS OF TOTAL OFFENSE PER PLAY

**25TH/2ND**

59.6 COMPLETION PERCENTAGE

**T-26TH/T-3RD**

27 RUSHING TOUCHDOWNS (OVERALL)

**27TH/3RD**

209.4 PASSING YARDS PER GAME

**28TH/3RD**

144.72 PASSING EFFICIENCY

**28TH/3RD**

244.0 YARDS OF TOTAL OFFENSE PER GAME

## OFFENSE NOTES

## MOVING THE BALL

- Penn State is the first and only FBS team to record two 90-plus yard plays from scrimmage this season.
- Penn State ranks 10th in FBS with 12 scoring drives of less than one minute.
- Penn State has only yielded tackles for loss on 9.3 percent of plays, improving on last year's 11.2 percent.
- Of Penn State's rushes, 215 (46.7 percent) have gone for 4 or more yards, improving on 211 such rushes last season (44 percent).
- The Nittany Lions had 1,234 yards of total offense over the Kent State (643) and Illinois (591) games, which is the highest two-game total since posting 1,266 against Temple (605) and Rutgers (661) in 1995.
- Penn State's 591 yards of total offense at Illinois rank fifth in program history in Big Ten games and are the fourth-best outing of **James Franklin's** tenure.
- Penn State had 31 first downs against the Illini, the second-highest total under Franklin and the fourth-best total in the program's Big Ten history.
- Penn State's 643 total yards of offense against Kent State were the most by the Nittany Lions since having 661 yards of total offense at Rutgers in 1995.

## TOTAL EFFORT FOR MCSORLEY

- McSorley has 10,981 yards of total offense for his career, which is a Penn State record and ranks seventh place in the Big Ten annals. Next up on the list is Antwaan Randle El (Indiana, 1998-01) with 11,364 yards.
- QB **Trace McSorley** owns the Penn State career passing yards record with 9,423 yards and ranks 10th in Big Ten history. Next up on the list is J.T. Barrett from Purdue (2014-17) with 9,434 yards.
- McSorley has 1,558 rushing yards in his career, ranking 26th all-time at Penn State. Among quarterbacks, he ranks second, trailing Michael Robinson (1,637; 2002-05) by 79 yards.
- McSorley finished the Ohio State game with 461 yards of total offense (286 passing, 175 rushing), setting the Penn State record for total offense in a game. The previous school mark was 456 yards by Christian Hackenberg (454 passing, 2 rushing) vs. UCF in Dublin in 2014.

See Records Watch on Pages 27-30

## QB'S ON THE RUN

- QB **Trace McSorley's** average of 4.7 yards per carry this season ranks 13th in the Big Ten.
- McSorley's nine rushing touchdowns this season rank tied for fourth in the Big Ten.
- McSorley has a career-best 659 yards rushing on the season, which is 168 yards more than what he totaled in all of 2017 (491). It's the second-most rushing yards by a Penn State quarterback in a single season, trailing only Michael Robinson's record of 806 set in 2005.
- McSorley's 51-yard touchdown rush against Iowa tied his career-long rush. He also had a 51-yard rush earlier this season against Ohio State.
- With 107 yards rushing at Indiana, McSorley joined Robinson as the second Penn State quarterback to rush for more than 100 yards in a game twice in a career and in the same season.
- McSorley had a career-high 175 rushing yards against Ohio State, surpassing his previous high of 92 yards the previous week at Illinois. It's the most by a Penn State quarterback since Eugene "Shorty" Miller had 250 against Carnegie Tech in 1913.
- QB **Tommy Stevens** has eight career rushing touchdowns. He is tied for eighth all-time at Penn State in rushing touchdowns by a quarterback, matching Doug Strang (1981-84).

See Records Watch on Pages 27-30

## MCSORLEY'S SEASON MARKS

- With 2,054 passing yards this season, QB **Trace McSorley** ranks 19th on Penn State's single-season list.
  - McSorley has 2,713 yards of total offense this season, which places him ninth on the program's single-season chart.
  - McSorley's 93-yard touchdown pass to **KJ Hamler** in the second quarter against Ohio State was a career long and the second-longest play from scrimmage in Penn State history.
- See Records Watch on Pages 27-30

## TOUCHDOWN TRACE

- QB **Trace McSorley** is responsible for 24 of Penn State's 46 offensive touchdowns this season, running for nine and throwing for 15.
  - McSorley is fourth in the Big Ten and 42nd in FBS with 13.1 points responsible for per game.
  - Responsible for 101 touchdowns in his career, McSorley is fourth among active FBS players. Washington's Jake Browning leads with 110.
  - McSorley is the third player in Big Ten history with 100 touchdowns responsible for, joining Purdue's Drew Brees and Ohio State's J.T. Barrett.
  - With 74 career passing touchdowns, McSorley is tied with Chuck Long of Iowa (1981-85) for fourth place in the Big Ten record books. He is the Penn State record holder.
  - McSorley has thrown a touchdown pass in 37 of his last 39 games. At Indiana, McSorley's streak for consecutive games with a touchdown pass was halted at 34. It dated back to the 2016 TaxSlayer Bowl. It was the longest active streak in the FBS and the fifth-longest streak in Autonomy Five history.
  - At Michigan, McSorley was not responsible for any touchdowns, halting a 36-game streak that dated back to the 2016 TaxSlayer Bowl at the end of the 2015 season.
  - With two passing TDs at Rutgers, McSorley earned his 24th career multi-touchdown game.
  - McSorley recorded his 20th career game with a passing and a rushing touchdown (seven in 2016, nine in 2017, four in 2018) versus Iowa.
  - With 27 career rushing touchdowns, McSorley leads all quarterbacks and passed Matt Suhey (1976-79) and Larry Johnson (1999-02) for ninth all-time at Penn State. Next on the list are John Cappelletti, Richie Anderson and Evan Royster with 29 touchdowns each.
  - McSorley's nine rushing touchdowns this season rank tied for fourth in the Big Ten.
  - McSorley tied the Penn State record for rushing touchdowns by a quarterback in a season with 11 rushing scores in 2017 to equal the mark of 11 set by Michael Robinson in 2005.
  - McSorley rushed for a pair of touchdowns at Indiana for his fourth career game with multiple rushing touchdowns.
  - McSorley owns nine career games with three or more scoring passes.
- See National Nits on Page 12
- Against Kent State, McSorley became the first Big Ten quarterback to have at least two passing touchdowns and three rushing touchdowns in the same game since Braxton Miller of Ohio State did it vs. Michigan in 2013. (Per @BTNStatsGuys)
  - With three rushing touchdowns against Kent State, McSorley tied a career high (Michigan, 2017).
  - McSorley is the first Penn State quarterback to have at least three rushing touchdowns in a game at least twice in his career since at least 1967.
- See Records Watch on Pages 27-30

## COACHING STAFF POTW

The Penn State coaching staff chooses players of the week in all three phases. Here are their selections:

## SEPT. 1 - APP STATE

- Defensive: Shareef Miller (Game); Frank DiLeo and Justin Neff (Scout)
- Offensive: Miles Sanders (Game); Charlie Shuman and Will Levis (Scout)
- Special Teams: Jake Pinegar (Game); Dan Chisena (Scout)

## SEPT. 8 - PITT

- Defensive: Amani Oruwariye (Game); Max Chizmar and Justin Neff (Scout)
- Offensive: KJ Hamler (Game); Charlie Shuman and Justin Weller (Scout)
- Special Teams: Blake Gillikin (Game); Drew Hartlaub (Scout)

## SEPT. 15 - KENT STATE

- Defensive: Shareef Miller (Game); Drew Hartlaub and Judge Culpepper (Scout)
- Offensive: Trace McSorley (Game); Will Levis and Alex Gellerstedt (Scout)
- Special Teams: KJ Hamler and Isaac Lutz (Game); Drew Hartlaub (Scout)

## SEPT. 21 - ILLINOIS

- Defensive: Garrett Taylor (Game); Justin Neff and Aeneas Hawkins (Scout)
- Offensive: Miles Sanders (Game); Dan Chisena and Alex Gellerstedt (Scout)
- Special Teams: John Petrishen (Game); Dan Chisena (Scout)

## SEPT. 29 - OHIO STATE

- Defensive: Jason Vranic and Drew Hartlaub (Scout)
- Offensive: Charlie Shuman and Nick Eury (Scout)
- Special Teams: Carson Landis (Scout)

## OCT. 13 - MICHIGAN STATE

- Defensive: Jason Vranic and Justin Neff (Scout)
- Offensive: Charlie Shuman and Juice Scruggs (Scout)
- Special Teams: Daniel George (Scout)

## OCT. 20 - INDIANA

- Defensive: Shaka Toney (Game); Chris Welde and Justin Neff (Scout)
- Offensive: Miles Sanders (Game); Charlie Shuman and Will Levis (Scout)
- Special Teams: Johnathan Thomas (Game); Max Chizmar (Scout)

## OCT. 27 - IOWA

- Defensive: Yetur Gross-Matos (Game); Evan Presta, and Max Chizmar (Scout)
- Offensive: Trace McSorley (Game); Zach Kuntz and Juice Scruggs (Scout)
- Special Teams: Jake Pinegar (Game); Daniel George and Jason Vranic (Scout)

## NOV. 3 - MICHIGAN

- Defensive: Max Chizmar and Justin Neff (Scout)
- Offensive: Will Levis and Juice Scruggs (Scout)
- Special Teams: Justin Neff (Scout)

## NOV. 10 - WISCONSIN

- Defensive: Robert Windsor (Game); Brelin Faison-Walden and Nick Tarburton (Scout)
- Offensive: Miles Sanders (Game); Hunter Kelly and CJ Holmes (Scout)
- Special Teams: Nick Eury (Scout)

## NOV. 17 - RUTGERS

- Defensive: Defensive Line (Game); Max Chizmar and Drew Hartlaub (Scout)
- Offensive: Pat Freiermuth (Game); Will Levis and Juice Scruggs (Scout)
- Special Teams: Blake Gillikin (Game); Dan Chisena and Jason Vranic

## COACHING STAFF NOTES

### COACHING STAFF CHANGES

- The Nittany Lion coaching staff has a new look with the addition of a 10th assistant coach, as well as a few off-season changes.
- Penn State assistant coach **Ricky Rahne** was promoted to offensive coordinator. He returned to coaching the quarterbacks after spending the last two seasons as the tight ends coach.
- The Nittany Lions added former Penn State graduate assistant **Tyler Bowen** as offensive recruiting coordinator and tight ends coach, **David Corley** as wide receivers coach, **Phil Galiano** as special teams coordinator and assistant defensive line coach and **JaJuan Seider** as running backs coach.
- In addition, **Sean Spencer** added associate head coach to his title, while offensive line coach **Matt Limegrover** handles the run game coordinator responsibilities.
- Following his stint as a GA at Penn State, Bowen spent two seasons at Fordham as the offensive line coach (2015-16) and offensive coordinator (2016) and one season at Maryland as the offensive line coach (2017).
- Corley has 10 years of collegiate coaching experience and was most recently the wide receivers coach at Army after spending three seasons at Connecticut.
- Galiano is a veteran in the coaching ranks with 17 years of experience, including two seasons as an assistant special teams coach and one season as a special teams intern in the NFL.
- Galiano served as a defensive consultant for the Nittany Lions in 2017.
- Seider came to Happy Valley with 10 seasons of collegiate coaching experience, most recently serving as the running backs coach at the University of Florida.

### PENNSYLVANIA TIES

- The Penn State coaching staff is deeply rooted in Pennsylvania, with five members originally hailing from the Keystone state.

#### Central PA

- Defensive Coordinator **Brent Pry** - Altoona

#### Eastern PA

- Head Coach **James Franklin** - Langhorne
- Special Teams Coordinator **Phil Galiano** - Norristown

#### Western PA

- Offensive Line **Matt Limegrover** - Pittsburgh
- Cornerbacks **Terry M. Smith** - Aliquippa

### CONFERENCE WINS

- After four seasons, head coach **James Franklin** has at least one win against each current member of the Big Ten.
- Franklin earned his first wins over Michigan, Northwestern and Nebraska this season. It was the first time he had faced Nebraska.

## ON THE COVER

### SANDERS ON SI COVER

- Running back **Miles Sanders** and several of the Nittany Lion faithful were featured on the Sept. 10, 2018 cover of Sports Illustrated.
- Penn Staters have been featured on the SI cover 18 times all-time and twice in the past five months (Saquon Barkley; April 23, 2018).



### GREEN LIGHT IN THE RED ZONE

- Penn State has scored on 68 of its last 73 red zone trips, including 55 touchdowns.
- This season, the Nittany Lions are 42-for-46 (35 TD, 7 FG, 1 missed FG, 2 turnovers, 1 kneel down) in the red zone.
- Penn State had scored on 26-straight trips to the red zone (including 24 touchdown drives) before missing a field goal in the third quarter against Michigan State.
- This season, Penn State ranks 14th in FBS and ranks third in the Big Ten with a 91.3 percent success rate in the red zone.
- Penn State's 90.48 percent scoring rate score over the last two seasons is sixth in FBS.
- Penn State ranks third in FBS in red zone touchdown rate over the last two years, reaching the end zone on 76.19 percent of red zone trips.

### PILING UP THE POINTS

- Penn State is averaging 34.3 points per game to rank third in the Big Ten and 29th in FBS in scoring.
- Penn State has scored 30 or more points 24 times in the last 31 games.
- Penn State has scored 20 or more points in 32 of its last 34 games. The Nittany Lions had their streak of 20-point games snapped at 28 against Michigan State when they were held to 17 points. The streak is the second-longest in Big Ten history.
- Penn State owns the lowest plays per point ratio in the Big Ten at 2.01, which ranks 28th in FBS. (Per Coaches by the Numbers).
- Penn State scored 63 points in consecutive games (Kent State; Illinois) for the third time in program history (1917 & 1894).
- At Illinois, the Nittany Lions scored 60 or more points for the third time in six games.
- The Nittany Lions are the fourth Big Ten team to score 60 or more points in consecutive games in the last 100 years, joining 2016 Ohio State, 1996 Ohio State and 1971 Michigan. (Per @BTNSStatsGuys)
- At Illinois, the Nittany Lions scored at least 50 points for the seventh time since 2016 and 40 points for the 15th time since 2016. By comparison, from 2008 through 2015, the Nittany Lions had 18 40-point outings.
- Penn State's 222 points in the first four games were the most in a four-game stretch in program history.
- The 35 points scored in the fourth quarter at Illinois are the most in a quarter since Penn State had 36 tallies in the second quarter against Louisville in 1997.
- The 63 points scored at Illinois are tied for the second-most by the Nittany Lions in a Big Ten game with the 1994 Ohio State and 2005 Illinois games. The program record for points in a Big Ten contest is 66 at Maryland last season.

### GROUND GAME ROLLS

- Penn State ranks tied for 16th in FBS with 29 rushing touchdowns.
- Penn State rushed for more than 200 yards in each of its first six games and has done so in seven of 11 games this season.
- Penn State rushed for more than 200 yards in nine-straight games, dating back to November 18, 2017 vs. Nebraska, but the streak ended at Indiana when the Hoosiers held the Nittany Lions to 174 yards rushing. The streak was the longest streak since at least 1972.
- The 387 rushing yards at Illinois are the third-highest total in a Big Ten game in program history, it is also the highest total since going for 389 yards against Youngstown State in 2006.

### SANDERS & HAMLER ALL-PURPOSE

- WR/KR **KJ Hamler** (113.2) and RB **Miles Sanders** (111.6) rank fourth and fifth, respectively, in the Big Ten in all-purpose yardage per game.
- Hamler is averaging 56.6 yards per game receiving, 53.5 yards per game on returns and 3.0 yards per game on rushes.
- Sanders is averaging 99.6 yards per game rushing and 12.0 yards per game receiving.

See National Nits on Page 12

### THE MILES SANDERS SHOW

- RB **Miles Sanders'** 99.5 rushing yards per game ranks 24th in FBS and third in the Big Ten.
  - Sanders has 1,095 rushing yards on the season, which ranks 17th on the program's season list.
  - Sanders ranks ninth in FBS in yards after contact (702), eluding 38 tackles to rank 22nd.
  - Sanders ranks tied for fourth in the Big Ten with nine rushing touchdowns.
  - Sanders has set career highs for rushing attempts in each of the last two weeks. He set a career high with 27 carries at Rutgers, bettering his 23 against Wisconsin.
  - Sanders rushed for 159 yards against Wisconsin, marking his fourth 100-yard rushing game of his career.
  - Sanders owns the 26th 1,000-yard individual rushing season in the Penn State annals. He is the 16th different 1,000-yard rusher.
  - Sanders has 1,470 career rushing yards to rank 30th on Penn State's career list. He is the 45th Nittany Lion with 1,000 career rushing yards.
- See Records Watch on Pages 27-30**
- Sanders had a career-long 78 yard rush in the first quarter against Michigan State. His previous long was a 57-yard run at Rutgers in 2016.
  - Prior to playing Penn State, the longest rush that Michigan State had allowed this season was a 16-yard run against Central Michigan. Sanders' 78-yard run in the first quarter was the longest against Michigan State since Mike Weber of Ohio State had an 82-yard rush on November 11, 2017.
  - Sanders posted his first 200-yard outing with a career-high 200 yards at Illinois. He was named the Big Ten Offensive Player of the Week and the Rose Bowl Game Player of the Week for the performance.
  - Sanders is the 28th player in Penn State history with a 200-yard rushing game and the first since Saquon Barkley in 2017 (at Iowa).
  - Sanders is the sixth player (nine occasions) in Penn State history to have 200 rushing yards and at least three rushing touchdowns in a game. The last player with 200 rushing yards and three scores was Larry Johnson in 2002, which he accomplished twice.
  - Sanders set a career high with three rushing touchdowns against the Illini, breaking his previous high of two scores against App State in the season opener.

### LEADING FRESHMAN TIGHT END

- Nationally, TE **Pat Freiermuth's** six touchdown receptions lead freshman tight ends and rank tied for fourth among all tight ends.
- Freiermuth's six touchdown catches are the most by a Penn State freshman since WR Deon Butler had nine in 2005.
- Freiermuth's 22 receptions and 303 receiving yards rank second nationally among freshmen tight ends to Wisconsin's Jake Ferguson (22 rec., 395 yds.)
- Freiermuth has totaled 18 catches for 258 yards and five touchdowns in his last seven games.
- Freiermuth leads Penn State with six touchdown receptions and ranks second on the team with 22 catches and 303 yards receiving.
- Freiermuth's six touchdown receptions rank him ninth in the Big Ten overall and tied for second among tight ends.
- Freiermuth posted his first career multi-touchdown game at Rutgers with two TD catches.
- Freiermuth has five three-catch games this season.
- Freiermuth has a reception in each of the last 10 games and has six catches for 20 or more yards.
- Freiermuth totaled a career-high 51 yards receiving at Michigan.

### THOMPKINS MOVING UP THE CHARTS

- WR **DeAndre Thompkins** is 25th on Penn State's career receiving yards chart with 1,135 yards.
- Thompkins' 101 yards against Kent State sent him over the 1,000-yard mark for his career, becoming the 31st player in program history to reach that mark.
- It was Thompkins' second 100-yard game of his career. He had a career-high 102 receiving yards at Michigan State in 2017.



**HAMLER LEADS WRs**

- Freshman **KJ Hamler** leads the team with 38 receptions, 623 receiving yards and five receiving touchdowns.
- Hamler's reception and receiving yard totals are the most by a freshman since DaeSean Hamilton set school freshman records with 82 catches and 899 yards.
- Hamler's 16.4 yards per reception rank sixth in the Big Ten, his five receiving touchdowns rank 13th and his 56.6 receiving yards per game rank 11th.
- Hamler has a catch in all 11 games of his career and four games with five catches.
- Hamler has six games this season with four or more catches and nine with multiple catches.
- Twelve of Hamler's 38 receptions have been for 20 or more yards.
- Hamler made a 93-yard touchdown reception against Ohio State. It was the longest reception of his career and is the second-longest play from scrimmage in program history.

See National Nits on Page 12

**JOHNSON BREAKS 1,000 YARDS**

- **Juwan Johnson** became the 32nd player in Penn State history to surpass 1,000 career receiving yards on a 13-yard catch in the first quarter at Indiana.
- Johnson finished the Indiana game with a season-high 72 yards receiving, as he added a career-long 59-yard reception. That brought Johnson's career total to 1,064, which ranks 27th in program history.

See Records Watch on Pages 27-30

**KJ NAMED TO HORNUNG HONOR ROLL TWICE**

- Versatility is at the heart of the Paul Hornung Award, and the dynamic **KJ Hamler** has earned recognition from the Louisville Sports Commission twice this season.
- Against Ohio State in Week 5, Hamler had a career-high 138 receiving yards on four receptions. He also had an electrifying 93-yard touchdown catch, his fourth receiving score in five games.
- Hamler was also named the Big Ten Freshman of the Week after the Ohio State game.
- Hamler's 93-yard touchdown grab is the second-longest play from scrimmage in Penn State history.
- Hamler also had 57 yards on punt (10 yards) and kick (47 yards) returns for a career-high 195 all-purpose yards.
- In Week 2, rushing and receiving touchdowns at Pitt earned him a place on the award's weekly honor roll.
- Hamler took his first career rush 34 yards for a touchdown on Penn State's first possession. He is the first Penn State wideout with a rushing touchdown since **DeAndre Thompkins** against Rutgers in 2015.
- Hamler had his second receiving touchdown of the season with a 14-yard catch in the second quarter.
- Hamler is the first Penn State wide receiver to have a rushing touchdown and receiving touchdown in the same game since Derrick Williams accomplished the feat against Indiana in 2008.
- Hamler also returned three kickoffs for 73 yards, totaling 145 all-purpose yards in the game.
- The Paul Hornung Award is given annually to the most versatile player in major college football by the Louisville Sports Commission and football legend and Louisville native Paul Hornung.

See Season Honors on Page 11

**CLIFFORD STAYS PERFECT**

- In appearances in three career games, redshirt freshman QB **Sean Clifford** is 5-for-5 passing with 195 yards and two touchdowns.
- Clifford has had a highlight in each game. He threw a touchdown pass on his first collegiate play against Pitt, a 95-yard touchdown pass - the longest play from scrimmage in Penn State history - against Kent State and a 44-yard completion to WR **Mac Hippenhammer** at Illinois on his lone pass attempt.

**LONGEST PLAYS IN SCHOOL HISTORY**

- Penn State's 132nd season of football has featured two of its longest all-time plays separated by two weeks.
- QB **Trace McSorley** connected with WR **KJ Hamler** on a 93-yard touchdown reception against Ohio State. The play is the second longest play in program history.
- Two weeks prior, a 95-yard pass from QB **Sean Clifford** to WR **Daniel George** in the fourth quarter of the Kent State game is the longest play from scrimmage in school history.
- Previously, Penn State had a 92-yard pass in 1919 from Bill Hess to Bob Higgins and three 92-yard rushes by Blair Thomas vs. Syracuse in 1986, Bill Belton vs. Indiana in 2014 and Saquon Barkley vs. Washington in the 2017 Fiesta Bowl.
- Both Clifford and George are freshmen.
- The reception was George's first. He joins **Mac Hippenhammer** as Nittany Lions to score on their first career reception this year. Hippenhammer had a 12-yard touchdown grab at Pittsburgh.
- Clifford and McSorley combined for 346 yards on just 14 completions, resulting in an average of 24.7 yards.
- Recently, the only similar performance was in 2015 when Christian Hackenberg threw for 315 yards on just 13 completions for an average of 24.2 yards.
- Neither figure is a school record though, which is at least 26.1 yards per game, as Penn State completed six passes for 157 yards in the 1974 Orange Bowl, defeating LSU, 16-9. Tom Shuman connected with Chuck Herd for a 72-yard reception.

**VETERAN O-LINE**

- Juniors **Ryan Bates** and **Connor McGovern** lead the way for returning Penn State offensive line starters with 32 apiece. McGovern has started the last 32 contests for the Nittany Lions.
  - Bates impressed in Week 2 at Pitt, earning Pro Football National Team of the Week recognition, while **Will Fries** did the same in Week 4 at Illinois and McGovern in Week 11 against Wisconsin.
- See Season Honors on Page 11
- The Nittany Lions returned 83 starts on the offensive line, a number that ranks 41st in the country and sixth in the Big Ten, per Phil Steele.
  - Penn State is one of 18 teams to return five starters on the offensive line.
  - In the Big Ten, Illinois, Indiana, Maryland and Wisconsin also returned all five o-linemen.
  - Boston College, California, Coastal Carolina, Florida, Kansas State, Marshall, Missouri, Northern Illinois, Old Dominion, San Diego State, Utah State, Vanderbilt and Wake Forest also return their starting five.
  - The other Nittany Lions with starting experience in the trenches are: junior **Steven Gonzalez** (26), senior **Chaz Wright** (16) and Fries (17), a sophomore.
- See Career Starts on Page 73

**FIRSTS ON FIRSTS ON FIRSTS**

- Penn State had several firsts pile up at Pitt.
- WR **KJ Hamler** tallied his first career rushing touchdown on his first career rush on Penn State's first offensive drive in the first quarter. He is the first Penn State wideout with a rushing touchdown since **DeAndre Thompkins** against Rutgers in 2015.
- WR **Mac Hippenhammer** caught a touchdown on his first career reception. Hippenhammer is the first Nittany Lion wide receiver to have a touchdown on his first reception since Irvin Charles had an 80-yard catch in 2016 against Minnesota.
- QB **Sean Clifford** threw his first career touchdown pass (**Brandon Polk**, 34 yards) on his first career pass attempt on his first collegiate snap.
- Clifford is the first Penn State quarterback to throw for a touchdown on his first career completion since Matt McGloin connected with Derek Moyer for a 42-yard score against Minnesota in 2010.

**COMMUNITY SERVICE****LIFT FOR LIFE A SUCCESS**

- The 16th Annual Penn State Uplifting Athletes "Lift for Life" was a tremendous success in June. The fundraising total for the 2018 event is nearly \$95,000 to benefit Uplifting Athletes and its commitment to life skills development, patient focused programs and rare disease research.
- Donations to the Penn State chapter of Uplifting Athletes and Lift for Life will remain open until September 30. Fans can track the live total or donate by visiting the chapter's fundraising site at <https://pledgeit.org/team/penn-state-lift-for-life-2018> or by sending a donation to Will Flaherty, Director of Player Development and Community Relations at 201 Lasch Football Building, University Park, Pa 16802.
- Nearly \$1.4 million has been raised by Penn State Uplifting Athletes since the inaugural Lift for Life was held in 2003. The inaugural event raised just under \$13,000.
- The Penn State Lift for Life featured more than 100 members of the Nittany Lion football team and was held at Holuba Hall, with approximately 1,000 fans in attendance. The exhibition featured rotations of one-on-one battles in the tire flip, sled pull, bench press and farmer's hold, followed by tug of war competitions.
- The 2018 Penn State Lift for Life included a kids clinic for the fifth year in a row, which was run by the Nittany Lion true freshmen football student-athletes. The event concluded with an autograph session with team.
- Founded by Penn State Football teammates Scott Shirley, Dave Costlow and Damone Jones in 2003, Lift for Life has benefitted cancer research and the rare disease community. The 2018 Uplifting Athletes officers are: offensive linemen **Ryan Bates** and **Steven Gonzalez**, co-presidents; quarterback **Trace McSorley**, vice president; offensive lineman **CJ Thorpe**, business liaison; punter **Blake Gillikin**, treasurer; offensive lineman **Alex Gellerstedt**, assistant treasurer; offensive lineman **Connor McGovern**, secretary; linebacker **Frank DiLeo**, assistant secretary. The executive committee is comprised of: quarterbacks **Sean Clifford**, **Michael Shuster** and **Jake Zembiec**, safety **Garrett Taylor**, wide receiver **Juwan Johnson**, offensive linemen **Charlie Shuman**, **Will Fries** and **Michal Menet** and linebacker **Jason Vranic**.
- About Uplifting Athletes: A nonprofit organization founded in 2007, Uplifting Athletes inspires the rare disease community with hope through the power of sport. A rare disease is one that affects fewer than 200,000 Americans and typically lacks financial incentive to make and market new treatments. With a network of university chapters run by current college football student-athletes, Uplifting Athletes has established 22 chapters with Division I football programs across the country. Overall since its inception Uplifting Athletes has had an economic impact of more than \$400 million on the rare disease community. For more information about Uplifting Athletes, visit [www.upliftingathletes.org](http://www.upliftingathletes.org).

**LIONS BRING SMILES TO HERSHEY**

- Penn State football again took an afternoon off from summer workouts and boarded buses headed to the Penn State Hershey Children's Hospital. A special visit that has now become an annual event, it's a day nearly every Nittany Lion looks forward to in the offseason.
- Upon stepping off the buses, the Penn State energy is palpable as the team is greeted by smiling hospital staffers before splitting into small groups. While some groups spread out to visit individual families in their rooms, members of the team also passed through a high-five tunnel into the Tree House Cafe.
- Surrounding families and patients with smiles, the Nittany Lions spent the afternoon simply spending time and having fun.
- "It's just the reactions, when you walk into a kid's room and they are huge Penn State football fan and their eyes light up," Charlie Shuman said. "You sit there talking for three minutes but you know it made their day and they had such a positive experience. That's what really makes it."

## CLASSROOM SUCCESS

### DEGREES ON THE WALL



- Ten Penn State student-athletes have earned 11 undergraduate degrees already and are now working on graduate degrees.
- Entering the 2018 season having earned their undergraduate degrees: **Mark Allen** (criminology), **Koa Farmer** (criminology/sociology), **Jan Johnson** (psychology), **Trace McSorley** (accounting), **Amani Oruwariye** (telecommunications), **Nick Scott** (psychology), **Charlie Shuman** (kinesiology), **Johnathan Thomas** (sociology), **DeAndre Thompkins** (psychology) and **Chasz Wright** (telecommunications).
- Penn State is one of 27 schools to have 10 or more graduates on the roster this season.

Team	Grads
UAB	19
Clemson	17
Pittsburgh	16
Arizona State	15
Baylor, Northwestern, SMU	14
Akron, Alabama, Auburn, Houston, Maryland, Temple, Virginia	12
Kansas, Miami (Fla.), Michigan, Old Dominion	11
<b>Penn State</b> , Arkansas, Cincinnati, Nevada, South Alabama, South Carolina, Texas Tech, UCF, West Virginia	10

### CONTINUING ACADEMIC TRADITION

- Punter **Blake Gillikin** leads the Nittany Lions in the classroom with a perfect cumulative 4.0 grade point average following the 2018 spring semester.
- Gillikin claimed the Evan Pugh Scholar Award, given to those juniors and seniors who are in the upper 0.5 percent of their respective classes, in May 2018.
- Gillikin was presented with the President's Freshman Award, given annually to undergraduate degree candidates who have earned a 4.0 cumulative grade-point average based on at least 12 graded Penn State credits completed in their first semester of admission, in May 2017.
- Gillikin also serves as the treasurer for Penn State's Uplifting Athletes, helping the chapter raise nearly \$1.3 million for kidney cancer treatment and research since the first Penn State Lift for Life was held in 2003.
- Gillikin led a quartet of Nittany Lion football players earning Big Ten Distinguished Scholar recognition for having a 3.7 or higher GPA for the 2017-18 academic year. He was joined by **Charlie Shuman**, **Christopher Welde** and **Jake Zembiec**.
- Those four were among a Penn State-record 35 football student-athletes to earn All-Big Ten Academic honors following the 2017 fall semester.
- The football team's success in the classroom also contributed to an overall school record for fall Academic All-Big Ten honorees. Penn State tallied 117 fall honorees, shattering the previous fall mark of 100 set during the 2012-13 academic year.
- Gillikin and graduate Cody Hodgens both posted 4.0 GPAs, making the Nittany Lions the only Big Ten football team with two 4.0 students.

## DEFENSE NOTES

### LIMITED ACCESS

- Penn State ranks tied for 24th in FBS and second in the Big Ten behind Iowa (4.91) averaging 4.27 three-and-outs per game.
- Penn State leads the Big Ten and ranks 12th in FBS in red zone defense, only yielding scores on 73.2 percent of opponents' trips inside the 20.
- Penn State ranks fifth in FBS in scoring percentage (21.66).
- Penn State's 1.18 points per possession ranks tied for 12th in FBS and third in the Big Ten behind Michigan and Michigan State. (Per Coaches by the Numbers)
- Penn State's 1.15 points per possession over the last two years is fourth in FBS. (Per Coaches by the Numbers)
- PSU has limited opponents big plays, ranking 12th in big play percentage (9.78) and third in big play pass percentage (10.32). (Per Coaches by the Numbers)
- Penn State held Wisconsin to just 12 first downs, the fewest allowed by the Nittany Lions since giving up 11 last year at Maryland.
- Penn State held Wisconsin to just 10 points, its fewest points scored since a 14-7 Michigan loss in 2016.
- Penn State held Wisconsin to just 269 yards of total offense, 178.2 yards below the Badgers' previous season average of 447.2. This included holding the Badgers' running game to 209 yards, which was 64 yards below their previous average of 273 per game.
- The Penn State defense owns three second half shutouts this season: at Pitt, Kent State and Iowa.
- Indiana ran 100 offensive plays against the Nittany Lions, the most by a Penn State opponent in program history, but was held to 1.75 points per possession.
- Penn State was the first team to hold Ohio State under 100 yards of offense in a half since Oklahoma did it last year in the first half of their 2017 meeting.
- Penn State allowed just 221 total yards to Kent State, the fewest since allowing 200 vs. Rutgers in 2017.
- Penn State held Pitt to just six points, marking the fewest points allowed by Penn State since holding Maryland to three in the 2017 regular season finale.

### NO FLY ZONE

- Penn State has 13 interceptions on the season, the most since collecting 16 picks in the 2014 season.
- At Rutgers, Penn State held its opponent to 60 or less passing yards for the third time (Pittsburgh, 55; Wisconsin, 60; Rutgers, 46) this season. This is the first time since 1976 (Ohio State, Iowa, Kentucky) that Penn State has accomplished this feat.
- Penn State held opponents to back-to-back games with 60 or fewer passing yards for the first time since 1976.
- Penn State is one of 15 teams (16 occasions) since 2000 to have three games in which it held its opponent to 60 passing yards or less (Alabama, 2017; Air Force, 2018; Army, 2006 & 2007; Boise State, 2006; Clemson, 2018; Kansas State, 2000; New Mexico State, 2008; Notre Dame, 2016; Ohio State, 2017; San Jose State, 2014; Texas, 2009; TCU, 2010; Tulsa, 2003; UCLA, 2008).
- Penn State held Rutgers to its fewest passing yards allowed (46) since giving up 46 against Nebraska in 2014.
- At Rutgers, Penn State held its opponent to less than 10 completions for the third time (Pittsburgh, 9; Wisconsin, 9; Rutgers, 5) this season. This is the first time since 2003 when Penn State held Nebraska (4), Kent State (9), Minnesota (7) and Wisconsin (9) less than 10 completions in consecutive weeks.
- Penn State's five completions allowed at Rutgers were its fewest since allowing just one completion against Army in 2015.
- The Nittany Lions held Iowa to just 19-for-50 in the passing game, marking the sixth time since 2000 an FBS school has held an opponent to less than 20 completions on 50 attempts (Florida State vs. North Carolina [19-50] in 2002; Utah State vs. Connecticut [19-51] in 2001; Boise State vs. Nevada [19-51] in 2008; Colorado vs. Washington State [19-52] in 2004; UTEP vs. Hawaii [15-50] in 2000).
- Penn State broke up 15 passes against Michigan State, its most since totaling 16 PBU's against Purdue in 2000.

### TOP GUNS

- CBs **Amani Oruwariye** and **John Reid** and S **Garrett Taylor** both rank in the top 11 in the Big Ten in passes defended, the most of any other team.
  - Taylor became the third Nittany Lion to corral three interceptions this season with his third pick of the year at Rutgers, marking the first time since 2000 Penn State has had three players with three or more picks (James Boyd, Shamar Finney, Bhawoh Jue). Oruwariye and S **Nick Scott** also have three interceptions this season.
  - With 14 passes defended (11 PBU, 3 INT), Oruwariye ranks third in the Big Ten with 1.3 passes defended per game, which also ranks 14th in FBS.
  - Oruwariye grabbed his third interception of the season against Wisconsin and eighth of his career.
  - Oruwariye had an interception in each of Penn State's first two games. Both interceptions were in the red zone.
  - At Pitt, Oruwariye intercepted a pass at the 3-yard line nullifying a potential touchdown drive. He was named to the Pro Football Focus National Team of the Week for his efforts.
  - Against App State, Oruwariye sealed Penn State's season-opening win in overtime with an interception in the end zone.
  - Oruwariye has had an interception in three consecutive season openers (2016 vs. Kent State; 2017 vs. Akron).
  - In nine games played, Reid (8 PBU, 2 INT) ranks sixth in the Big Ten with 1.1 passes defended per game.
  - Reid collected his fifth career interception and his second of the season at Rutgers.
  - Against Iowa, Reid returned an interception for 44 yards, tying his career-long interception return. He also broke up a career-high three passes.
  - Taylor (7 PBU, 3 INT) ranks 11th in the Big Ten with 0.9 passes defended per game.
  - Scott had his third interception of the season and his career against Wisconsin. Earlier in the season, Scott had interceptions in back-to-back games against Indiana and Iowa, respectively.
  - Scott is the third Nittany Lion to have interceptions in back-to-back games this season, joining Oruwariye (Appalachian State, Pittsburgh) and Taylor (Ohio State, Michigan State).
- See Season Honors on Page 11**  
**See National Nits on Page 12**

### SACK MASTERS

- Led by DE **Yetur Gross Matos** ranking fifth with 0.73 sacks per game, Penn State has four defensive linemen ranking in the top 15 in the Big Ten in sacks.
  - DE **Shareef Miller** ranks ninth in the Big Ten with 0.64 sacks per game.
  - Miller has three sacks in the last two games with one at Rutgers and a career-high-tying two sacks against Wisconsin. It was his third two-sack game of the year.
  - DT **Robert Windsor** is 10th in the Big Ten with 0.59 sacks per game.
  - Windsor has four sacks in his last four games and had a career-high two sacks against Wisconsin.
  - The five sacks by the Nittany Lions against Wisconsin were the most since they recorded six at Indiana earlier this season. Entering the game, Wisconsin had only allowed 13 sacks all year.
  - DE **Shaka Toney** ranks 15th in the Big Ten with 0.45 sacks per game.
  - Toney recorded 4.0 sacks at Indiana, all coming in the fourth quarter, doubling his previous career high of 2.0 against Northwestern in 2017.
  - Toney's 4.0 sacks tied the Penn State single-game record, equaling the mark held by three others - Terry Killens vs. Indiana, 1995; Jimmy Kennedy at Wisconsin, 2002; Tamba Hali vs. Wisconsin, 2005.
- See National Nits on Page 12**

**CAUSING CHAOS BEHIND THE LINE**

- Penn State leads the Big Ten in both sacks (3.45) and tackles for loss (7.7) per game. Nationally, Penn State ranks fifth and 14th, respectively.
- Penn State registered 11 TFLs at Rutgers, the most since having 11 against Georgia State last season.
- Penn State is continuing to bring a balanced pass rush, as 14 different Nittany Lions have contributed to the team's 38 sacks for the season.
- The Lions totaled 42 sacks in 2017. Following totals of 46 sacks in 2015 and 40 sacks in 2016, Penn State posted back-to-back-to-back 40-sack seasons for the first time since it posted three-consecutive 40-sack seasons in 2005 (41), 2006 (40) and 2007 (46).

**GROSS-MATOS BREAKS OUT**

- DE **Yetur Gross-Matos** had a streak of at least a half-sack end at five games when he was held without a sack at Rutgers. He tallied 6.5 sacks during the span.
- Gross-Matos recorded his seventh-straight game with at least 1.0 tackles for loss at Rutgers.
- Gross-Matos ranks second in the Big Ten and 14th in FBS with 1.5 TFLs per game (16.5 total). He also ranks fifth in the Big Ten and 27th in FBS with 0.73 sacks per game (8.0 total).
- His 16.5 tackles for loss are the most by a Nittany Lion since Carl Nassib made 19.5 tackles for loss in 2015.
- His 8.0 sacks are the most by a Nittany Lion in a season since Carl Nassib made a school-record 15.5 sacks in 2015.
- Gross-Matos posted his fifth game of the season with 2.0 tackles for loss or more against Wisconsin.
- Gross-Matos tallied a career-high 4.0 tackles for loss against Iowa and tied his career high with 2.0 sacks, marking the second-straight week he posted 2.0 sacks. He was named the Big Ten Defensive Player of the Week following the Iowa game.
- Gross-Matos had a career-high 10 tackles, including six solo stops at Indiana, the most by a Penn State defensive lineman since Austin Johnson had 10 stops at Northwestern in 2015. Gross-Matos' 10 stops are the most by a Penn State defensive end since Carl Nassib had 10 tackles at Temple in 2015.

**WILD DOGS TURNING UP THE PRESSURE**

- DE **Shareef Miller** set a career high with seven tackles at Rutgers. He recorded five tackles in four previous games with the last coming against Ohio State.
- Miller had 2.5 tackles for loss at Rutgers, marking his fourth game this season with 2.0 or more TFLs.
- At Rutgers, DT **Robert Windsor** forced his third career fumble and second of the season.
- Windsor has totaled a career-high six tackles in each of the last two games.
- With 2.0 tackles for loss at Rutgers, Windsor collected his third game this season with 2.0 or more TFLs.

**STEPPING UP ON D**

- Penn State's defense has faced 849 plays, which is the eighth most in FBS.
- Penn State's top six tacklers this season do not include any returning starters from last season.
- True freshman LB **Micah Parsons** and senior LB **Jan Johnson** lead the team with 65 and 64 tackles, respectively.
- Parsons has started just one game and Johnson was put on scholarship Oct. 18.
- At Michigan, Johnson had his second career double-digit tackle performance with 10 stops, including seven solo and Parsons tied his career high with eight tackles.
- S **Nick Scott** follows with 58 tackles, S **Garrett Taylor** has 56, LB **Cam Brown** has 55 and DE **Yetur Gross-Matos** has 50.

See Season Honors on Page 11

**WILD DOGS EARN BIG TEN HONORS**

- DT **Robert Windsor** earned his first Big Ten Defensive Player of the Week award after his performance against his home-state Wisconsin Badgers.
- Windsor is the second Nittany Lion to win defensive weekly honors this season, following fellow lineman **Yetur Gross-Matos** vs. Iowa.
- Windsor finished the Wisconsin game second on the team with a career-high-tying six tackles, including a personal-best 2.0 sacks.
- The Penn State defensive line accounted for five sacks, led by Windsor and DE **Shareef Miller's** two each. Entering the game, Wisconsin had only allowed 13 sacks all season.

**SPECIAL TEAMS NOTES**

**RETURN GAME LEADERS**

- Returners **KJ Hamler** and **DeAndre Thompkins** both rank in the top 30 nationally in kickoff and punt returns, respectively.
  - Hamler is averaging 26.0 yards per kickoff return to rank 14th in FBS and third in the Big Ten. The average presently ranks as the 18th-best single-season mark in Penn State history. It also presently ranks him seventh on Penn State's career list with Gary Hayman (1972-73).
  - Hamler has also returned 12 punts for 95 yards, giving him 589 combined return yards this season, which ranks 18th in FBS and third in the Big Ten.
  - Hamler had a career-long 67-yard kick return against Iowa.
  - Hamler's return prowess and success on offense rank him with the fourth-highest all-purpose yards average (113.2) in the Big Ten.
  - Thompkins ranks fourth in the Big Ten and 26th in FBS averaging 9.8 yards per punt return.
  - Thompkins' 675 career punt return yards rank him seventh all-time at Penn State.
  - Thompkins returned a punt 39 yards for a touchdown at Pitt for his second career punt return touchdown. He also scored on a punt return against Akron last season.
  - With two career punt returns for a touchdown, Thompkins is tied for fourth on Penn State's all-time list with 10 other players (most recently: Larry Johnson, 1998-2002).
- See National Nits on Page 12

**GILLIKIN FLIPS THE FIELD**

- P **Blake Gillikin** ranks second in the Big Ten and 26th in FBS, averaging 43.3 yards per punt.
- Gillikin boomed a 74-yard punt at Michigan, the longest punt of his career and tied for the fourth longest in Penn State history with Anthony Fera at Iowa in 2010.
- At Rutgers, Gillikin had punts of 67 and 70 yards on the day. He has two punts of 70 or more yards this season and five kicks of 65 or more yards for his career.
- At Rutgers, his punt average of 48.67 yards per punt ranked as tied for the 11th-highest single game average in school history with Jeremy Kapinos vs. Boston College in 2003. For Gillikin, it was his highest average since his 2017 Rose Bowl effort of 50.80 yards per punt.
- Gillikin is the first player in program history to have four career punts of 65 or more yards.
- Gillikin has 56 career punts of 50 or more yards.
- Gillikin is the fourth player in program history to have two 70-plus-yard punts in his career, joining Coop French, Jeremy Kapinos and Joe Colone.
- For his career Gillikin has landed 36 punts inside the 10-yard line and 68 inside the 20.
- Gillikin had a career-high 370 punt yards on eight kicks, which also ties his career mark, at Michigan.
- Gillikin's four punts inside the 20 at Pitt tied a career high, which he has done three times.
- He also tied his personal mark at Pitt with three punts inside the 10, which is the fifth time in his career he has done so.

**HAPPY VALLEY**

**HOME SWEET HOME**

- With a 289-74 all-time record in Beaver Stadium, Penn State owns the eighth-best winning percentage (.796) in its current home venue amongst current FBS schools and leads the Big Ten.
- Only Alabama (.830) and Oklahoma (.812) have higher winning percentages in facilities older than Beaver Stadium.

School	Stadium Name (Opened)	Rec	Win %
1. Alabama	Bryant-Denny Stadium (1929)	265-53-3	.830
2. Boise State	Albertsons Stadium (1970)	264-55	.828
Ga. Southern	Paulson Stadium (1984)	192-40	.828
4. Marshall	Joan C. Edwards Stadium (1991)	159-34	.824
5. Houston	TDECU Stadium--m (2014)	27-6	.818
6. Oklahoma	Gaylord Family-Oklahoma Memorial Stad. (1923)	397-86-15	.812
<b>7. Penn State</b>	<b>Beaver Stadium (1960)</b>	<b>289-74</b>	<b>.796</b>
8. Auburn	Jordan-Hare Stadium (1939)	324-83-7	.791
9. Ohio State	Ohio Stadium (1922)	442-112-20	.787
10. Tennessee	Neyland Stadium (1921)	467-131-17	.773

**TOP 10 BEAVER STADIUM CROWDS**

Rk.	Attend.	Date	Result
1.	110,889	Sept. 29, 2018	Ohio State 27, Penn State 26
2.	110,823	Oct. 21, 2017	Penn State 42, Michigan 13
3.	110,753	Sept. 14, 2002	Penn State 40, Nebraska 7
4.	110,134	Oct. 27, 2007	Ohio State 37, Penn State 17
5.	110,078	Sept. 8, 2007	Penn State 31, Notre Dame 10
6.	110,033	Nov. 7, 2009	Ohio State 24, Penn State 7
7.	110,017	Oct. 18, 2008	Penn State 46, Michigan 17
8.	110,007	Oct. 14, 2006	Michigan 17, Penn State 10
9.	109,898	Sept. 9, 2017	Penn State 33, Pitt 14
10.	109,865	Nov. 5, 2005	Penn State 35, Wisconsin 14

**LARGEST CROWDS TO WATCH PENN STATE**

Rk.	Attend.	Date	Opponent, Stadium
1.	113,085	Oct. 11, 2014	Michigan, Michigan Stadium
2.	111,502	Oct. 12, 2002	Michigan, Michigan Stadium
3.	111,310	Sept. 22, 2007	Michigan, Michigan Stadium
4.	111,249	Oct. 15, 2005	Michigan, Michigan Stadium
5.	111,019	Nov. 7, 1998	Michigan, Michigan Stadium
<b>6.</b>	<b>110,889</b>	<b>Sept. 29, 2018</b>	<b>Ohio State, Beaver Stadium</b>
7.	110,823	Oct. 21, 2017	Michigan, Beaver Stadium
8.	110,803	Nov. 11, 2000	Michigan, Michigan Stadium
9.	110,753	Sept. 14, 2002	Nebraska, Beaver Stadium
10.	110,377	Oct. 24, 2009	Michigan, Michigan Stadium
11.	110,319	Sept. 24, 2016	Michigan, Michigan Stadium
12.	110,134	Oct. 27, 2007	Ohio State, Beaver Stadium
13.	110,078	Sept. 8, 2007	Notre Dame, Beaver Stadium
14.	110,033	Nov. 7, 2009	Ohio State, Beaver Stadium
15.	110,017	Oct. 18, 2008	Michigan, Beaver Stadium
16.	110,007	Oct. 14, 2006	Michigan, Beaver Stadium
17.	109,898	Sept. 9, 2017	Pitt, Beaver Stadium

**UPCOMING GAME THEMES**

Visit [GoPSUsports.com](http://GoPSUsports.com) or call 1-800-NITTANY for more information.

**11/24 - SENIOR DAY; PENN STATE PARENTS & FAMILIES TAILGATE; EDUCATOR APPRECIATION (MARYLAND)**

- The Nittany Lion seniors will be introduced for the final time in front of the Beaver Stadium faithful.
- All Penn State parents and families are invited to Happy Valley to drop off their students after the Thanksgiving break and stay to attend the last home game of the year. All Penn State parents and families are eligible to purchase a special ticket package, which will include a pre-game tailgate inside Pegula Ice Arena.
- Educators across the state are eligible for a discounted ticket package to attend the game. To nominate an Educator from your hometown to be recognized as an Educator of the Year this season, for their dedication and service to your local community and school district, please visit [GoPSUsports.com](http://GoPSUsports.com).

# 20 2018 PENN STATE FOOTBALL

## FUTURE SCHEDULES

### 2019 Schedule

Aug. 31 . . . . . IDAHO  
 Sept. 7 . . . . . BUFFALO  
 Sept. 14 . . . . . PITTSBURGH  
 Sept. 21 . . . . . Bye  
 Sept. 28 . . . . . at Maryland\*  
 Oct. 5 . . . . . PURDUE\*  
 Oct. 12 . . . . . at Iowa\*  
 Oct. 19 . . . . . MICHIGAN\*  
 Oct. 26 . . . . . at Michigan State\*  
 Nov. 2 . . . . . Bye  
 Nov. 9 . . . . . at Minnesota\*  
 Nov. 16 . . . . . INDIANA\*  
 Nov. 23 . . . . . at Ohio State\*  
 Nov. 30 . . . . . RUTGERS\*  
 Dec. 7 . . . . . BIG Championship\*

### 2021 Schedule

Sept. 4 . . . . . at Wisconsin\*  
 Sept. 11 . . . . . BALL STATE  
 Sept. 18 . . . . . AUBURN  
 Sept. 25 . . . . . VILLANOVA  
 Oct. 2 . . . . . Bye  
 Oct. 9 . . . . . at Iowa\*  
 Oct. 16 . . . . . ILLINOIS\*  
 Oct. 23 . . . . . at Michigan State\*  
 Oct. 30 . . . . . INDIANA\*  
 Nov. 6 . . . . . at Maryland\*  
 Nov. 13 . . . . . MICHIGAN\*  
 Nov. 20 . . . . . at Ohio State\*  
 Nov. 27 . . . . . RUTGERS\*  
 Dec. 4 . . . . . BIG Championship\*

### 2023 Schedule

Sept. 2 . . . . . West Virginia  
 Sept. 9 . . . . . DELAWARE  
 Sept. 16 . . . . . at Illinois\*  
 Sept. 23 . . . . . at Northwestern\*  
 Sept. 30 . . . . . Open  
 Oct. 7 . . . . . Indiana\*  
 Oct. 14 . . . . . at Michigan State\*  
 Oct. 21 . . . . . at Ohio State\*  
 Oct. 28 . . . . . IOWA\*  
 Nov. 4 . . . . . MICHIGAN\*  
 Nov. 11 . . . . . Open  
 Nov. 18 . . . . . RUTGERS\*  
 Nov. 25 . . . . . at Maryland\*  
 Dec. 2 . . . . . BIG Championship\*  
*One non-conference game to be scheduled*

### 2025 Schedule

Sept. 6 . . . . . Virginia Tech  
 Sept. 13 . . . . . Open  
 Sept. 20 . . . . . Rutgers\*  
 Sept. 27 . . . . . at Illinois\*  
 Oct. 4 . . . . . Purdue\*  
 Oct. 11 . . . . . Open  
 Oct. 18 . . . . . at Maryland\*  
 Oct. 25 . . . . . at Minnesota\*  
 Nov. 1 . . . . . Indiana\*  
 Nov. 8 . . . . . Open  
 Nov. 15 . . . . . at Ohio State\*  
 Nov. 22 . . . . . Michigan\*  
 Nov. 29 . . . . . at Michigan State\*  
 Dec. 6 . . . . . BIG Championship\*  
*Two non-conference games to be scheduled*

### 2020 Schedule

Sept. 5 . . . . . NEVADA  
 Sept. 12 . . . . . at Virginia Tech  
 Sept. 19 . . . . . SAN JOSE STATE  
 Sept. 26 . . . . . NORTHWESTERN\*  
 Oct. 3 . . . . . at Michigan\*  
 Oct. 10 . . . . . Bye  
 Oct. 17 . . . . . IOWA\*  
 Oct. 24 . . . . . OHIO STATE\*  
 Oct. 31 . . . . . at Indiana\*  
 Nov. 7 . . . . . at Nebraska\*  
 Nov. 14 . . . . . MICHIGAN STATE\*  
 Nov. 21 . . . . . MARYLAND\*  
 Nov. 28 . . . . . at Rutgers\*  
 Dec. 5 . . . . . BIG Championship\*

### 2022 Schedule

Sept. 3 . . . . . at Purdue\*  
 Sept. 10 . . . . . Open  
 Sept. 17 . . . . . at Auburn  
 Sept. 24 . . . . . CENTRAL MICHIGAN  
 Oct. 1 . . . . . OHIO STATE\*  
 Oct. 8 . . . . . at Michigan\*  
 Oct. 15 . . . . . ILLINOIS\*  
 Oct. 22 . . . . . Open  
 Oct. 29 . . . . . MICHIGAN STATE\*  
 Nov. 5 . . . . . at Indiana\*  
 Nov. 12 . . . . . MARYLAND\*  
 Nov. 19 . . . . . MINNESOTA\*  
 Nov. 26 . . . . . at Rutgers\*  
 Dec. 3 . . . . . BIG Championship\*

*One non-conference game to be scheduled*

### 2024 Schedule

Aug. 31 . . . . . at West Virginia  
 Sept. 7 . . . . . BOWLING GREEN  
 Sept. 14 . . . . . at Rutgers\*  
 Sept. 21 . . . . . Open  
 Sept. 28 . . . . . Open  
 Oct. 5 . . . . . MARYLAND\*  
 Oct. 12 . . . . . ILLINOIS\*  
 Oct. 19 . . . . . at Wisconsin\*  
 Oct. 26 . . . . . NEBRASKA\*  
 Nov. 2 . . . . . Open  
 Nov. 9 . . . . . OHIO STATE\*  
 Nov. 16 . . . . . at Michigan\*  
 Nov. 23 . . . . . at Indiana\*  
 Nov. 30 . . . . . MICHIGAN STATE\*  
 Dec. 7 . . . . . BIG Championship\*

*One non-conference game to be scheduled*

### Future Non-Conference Games

Sept. 12, 2026 . . . . . at Temple  
 Sept. 11, 2027 . . . . . DELAWARE  
 Sept. 18, 2027 . . . . . TEMPLE  
 \* Big Ten Game  
 ^ Lucas Oil Stadium;  
 Indianapolis  
 & TBA

*Schedule subject to change*

## FRESHMAN KICKERS

- Penn State's place-kicking and kickoff specialists are both true freshmen.
- **K Jake Pinegar** is 14-for-20 on field goal attempts on the year, going 9-for-10 inside 40 yards and 5-for-5 inside of 29 yards.
- Pinegar is 5-for-10 from 40 yards and beyond. He has two 49-yard field goals.
- Pinegar booted a 49-yard field goal against Wisconsin, tying his career long which he set against Iowa earlier this season.
- Against Wisconsin, Pinegar tied a career high with three made field goals, which he had done on two separate occasions this year. He also set a career mark with five field goal attempts.
- Against Iowa, Pinegar became the first Nittany Lion kicker with three 40-yard field goals in a single game since Sam Ficken had boots of 47, 46 and 48 yards vs. Maryland in 2014.
- Pinegar's 49-yard field goal against Iowa was the longest field goal by Penn State since Sam Ficken kicked a 50-yard kick vs. Temple in 2014.
- Pinegar ranks third in the Big Ten with 7.9 points per game scored.
- **K Rafael Checa** has 35 touchbacks on 70 kickoffs this season and is averaging 59.4 yards per kickoff.

## TESTING THE OTHER RETURNER

- Normally KR **Johnathan Thomas** defers to primary returner **KJ Hamler** on kickoffs, but when he had a chance at Indiana, he broke off a career-long 94-yard kickoff return. His previous long was 20 yards against Illinois earlier this season.
- Thomas' return was longest for the Nittany Lions since Saquon Barkley's 98-yard return against the Hoosiers in 2017.

## PRESEASON HONORS

### RYAN BATES, OFFENSIVE LINE

Outland Trophy Watch List (Top OL or DL)

### KOA FARMER, LINEBACKER

Butkus Award Watch List (Top LB)  
 Polynesian College Football Player of the Year Watch List

### JAMES FRANKLIN, HEAD COACH

Bobby Dodd Trophy Watch List (Top Coach)

### BLAKE GILLIKIN, PUNTER

Ray Guy Award Watch List (Top P)

### JONATHAN HOLLAND, TIGHT END

Mackey Award Watch List (Top TE)

### CONNOR McGOVERN, OFFENSIVE LINE

Outland Trophy Watch List (Top OL or DL)  
 Rimington Watch List (Top C)

### TRACE McSORLEY, QUARTERBACK

Big Ten Preseason Honors  
 Watch Lists  
 CFPA National Performer of the Year Trophy Watch List  
 Davey O'Brien Award (Top QB)  
 Johnny Unitas Golden Arm Award (Top QB on and off field)  
 Manning Award (Top QB, including bowl game)  
 Maxwell Award (National Player of the Year)  
 Walter Camp Award (National Player of the Year)  
 Wuerffel Trophy (Community Service)  
 Preseason All-America  
 Associated Press (Second Team)  
 Athlon (Fourth Team)  
 CBS Sports (Second Team)  
 Sporting News (First Team)

### SHAREEF MILLER, DEFENSIVE END

Bednarik Award Watch List (Defensive Player of the Year)  
 Hendricks Award Watch List (Top DE)

### AMANI ORUWARIYE, CORNER BACK

Nagurski Trophy Watch List (Defensive Player of the Year)

### MILES SANDERS, RUNNING BACK

Doak Walker Award Preseason Watch List (Top RB)

### NICK SCOTT, SAFETY

Allstate AFCA Good Works Team Nominee

## SEASON NOTES

### WINNING THE WEST

- Penn State has won its last 10 games against Big Ten West Division opponents, dating back to an overtime win over Minnesota on Oct. 1, 2016.
- The streak includes Penn State's Big Ten Championship Game victory over Wisconsin in 2016 and three wins over Iowa.

### CLOSE GAMES

- Penn State had four-straight games decided by six points or less (Ohio State, 26-27; Michigan State, 17-21; Indiana, 33-28; Iowa, 30-24). The last time the Nittany Lions played four consecutive games decided by six points or less was 1894 (at Navy, 6-6 on Nov. 10; vs. Bucknell, 12-6 on Nov. 17; at Washington & Jefferson, 6-0 on Nov. 23; at Oberlin, 9-6 on Nov. 24).
- Penn State last played four consecutive games decided by seven points or less in 1985 (at Maryland, 20-18 on Sept. 7; Temple, 27-25 on Sept. 14; East Carolina, 17-10 on Sept. 21; at Rutgers, 17-10 on Sept. 28; Alabama, 19-17 on Oct. 12; at Syracuse, 24-20 on Oct. 19).
- Penn State has played five games decided by seven or less points in 2018 and owns a 3-2 record in those games. It earned wins over Appalachian State (45-38, OT), Indiana (33-28) and Iowa (30-24), while falling to Ohio State (26-27) and Michigan State (17-21).
- Before the loss to Michigan this season, the Nittany Lions' last five losses were by a total of 12 points (2016: USC - 3 points; 2017: Ohio State - 1 point, Michigan State - 3 points; 2018: Ohio State - 1 point, Michigan State - 4 points), which is the smallest margin of defeat over five losses in program history.
- The 2016 loss to USC in the Rose Bowl and 2017 Michigan State loss came on field goals as time expired.
- Ohio State took leads with 1:48 remaining (2017) and 2:03 remaining (2018).
- Michigan State took its first lead in 2018 on a touchdown with 19 seconds remaining.

### MIDSEASON HONORS

- LB **Micah Parsons** was named as a midseason freshman All-American by ESPN and true freshman All-American by 247Sports.
- QB **Trace McSorley** and CB **Amani Oruwariye** were both named to the Pro Football Focus Midseason All-Big Ten first team.
- McSorley is among the Top 15 candidates for the Johnny Unitas Golden Arm Award, which goes to the nation's top QB.
- Oruwariye is a semifinalist for the Paycom Jim Thorpe Award, which goes to the nation's top defensive back.  
**See Season Honors on Page 11**

### NON-CONFERENCE SUCCESS

- Penn State went a perfect 3-0 in non-conference play this season.
- Penn State has won seven consecutive games over non-conference opponents during the regular season, dating back to a win 34-27 win over Temple in 2016.
- Under **James Franklin** (since 2014), Penn State is 15-2 against non-conference opposition during the regular season.

### NITTANY LION POSITION CHANGES

- Among the Penn State players playing new positions: **Damion Barber** (DE to DT) **Joe DuMond** (LB to DE), **Dae'Lun Darion** (WR to LB), **Hunter Kelly** (OL to OL/DL), **CJ Thorpe** (OL to OL/DL), **Lamont Wade** (CB to S) and **Chris Welde** (RB to CB).

### PENN STATE NUMBER CHANGES

- Four Nittany Lions are wearing new numbers in 2018: **Jabari Butler** (25), **Dae'Lun Darion** (41), **Donovan Johnson** (2) and **C.J. Thorpe** (69).
- For the Ohio State game, RB **Miles Sanders** wore No. 8 to honor senior RB **Mark Allen**, who suffered a season-ending injury, and DE **Shaka Toney** wore No. 97 to honor senior DE **Ryan Buchholz**, who retired prior to the season due to injury concerns.
- For the Indiana game, DT **Antonio Shelton** wore No. 53 in honor of sophomore DT **Fred Hansard** who suffered a season-ending injury.

**COLLINS GOING INTO THE HALL**

- Penn State national award winner and first-team All-America QB Kerry Collins has been elected to the College Football Hall of Fame as part of the 2018 class.
- Collins was recognized for the honor during the Ohio State game as part of National Football Foundation (NFF) Hall of Fame On-Campus Salutes, presented by Fidelity Investments.
- Collins will be inducted to the Hall of Fame December 4, 2018 at the 61st (NFF) Annual Awards Dinner in New York. Collins is the 25th member of the Penn State football family to be elected.
- Linebacker Shane Conlan was the most recent player inductee in 2014, while former Nittany Lion player Bill Bowes was enshrined into the Hall of Fame as the University of New Hampshire head coach in 2016.
- Collins helped Penn State post a 40-9 record from 1991-94 and was instrumental in the Nittany Lions earning a 22-2 overall mark (14-2 conference) during their first two years in the Big Ten Conference, posting records of 10-2 in 1993 and 12-0 in 1994.
- The recipient of the 1994 Maxwell Award as the National Player of the Year, he helped the Nittany Lions win three New Year's Day bowl games: the 1992 Fiesta, 1994 Citrus and 1995 Rose Bowls.

**COLLEGE HALL OF FAME NOMINEES**

- First-team All-Americans Bobby Engram, Jeff Hartings and Steve Wisniewski have been selected as a part of the national ballot for the National Football Foundation's College Hall of Fame's Class of 2019.
- A total of 76 players and six coaches from FBS are on the 2019 ballot.
- The trio of standouts who were instrumental in helping Penn State post undefeated and championship seasons have an opportunity to join 19 former Nittany Lion players and five Penn State coaches who have been inducted into the Hall. Engram and Hartings are appearing on the ballot for the first time.
- Also on the ballot is former Nittany Lion student-athlete Glenn Killinger, who is among the candidates for the divisional coach Class of 2019. Killinger was inducted into the Hall of Fame as a player in 1966.
- Quarterback Kerry Collins will be inducted into the Hall of Fame in December, joining the likes of Shane Conlan, Curt Warner and Lydell Mitchell.
- The announcement of the 2019 Class will be made Monday, Jan. 7, 2019, in Santa Clara, California. The city is serving as the host for the CFP National Championship, which will be played later that day at Levi's Stadium.
- Engram helped Penn State to a 42-7 record during his career (1991, 1993-95), including a 19-5 record in Big Ten play. The recipient of the inaugural Biletnikoff Award in 1994 as the nation's top receiver, he helped Penn State to four bowl wins during his time in Happy Valley, including the 1995 Rose Bowl and 1992 Fiesta Bowl. In addition, Engram was selected as the MVP of the 1996 Outback Bowl and the 1993 Citrus Bowl (offensive MVP).
- Hartings excelled on the field and in the classroom for the Nittany Lions, claiming first-team CoSIDA Academic All-America honors and six first-team All-America accolades during his career. In 1995, he was an NFF Hall of Fame Scholar-Athlete team honoree and Rotary Lombardi Trophy semifinalist. The native of St. Henry, Ohio was the keystone of the offensive line that helped the 1994 offense break 14 school season records and seven Big Ten season marks.
- Wisniewski was a three-year starter at guard for the Nittany Lions who would go on to become an All-Pro lineman in the NFL. He was one of two sophomores to start on the 1986 National Championship team and he opened holes for two first-team All-America running backs, Blair Thomas (1987) and D.J. Dozier (1986). One of just four Penn State offensive linemen to earn a pair of first-team All-America honors, he was recognized in 1988 by the American Football Coaches (AFCA) and repeated All-America accolades from Sporting News. A 1988 team captain, Wisniewski is one of just two offensive linemen to earn Penn State's team MVP honor since its creation in 1978.

**OVERTIME OVER TIME**

- College football introduced overtime during the bowl season in 1995 and adopted it for regular season games in 1996.
- Since then, Penn State has played 13 overtime games, including six over the 2012-14 seasons. Nine of the 13 overtime tilts have come at home, two in true road games, one in the 2006 Orange Bowl and one in the 2014 Pinstripe Bowl.
- Penn State is 8-5 all-time in overtime games, with a 5-4 record at Beaver Stadium, 1-1 mark in true road games and 2-0 ledger at a neutral site.
- Penn State has won three-straight overtime games under James Franklin. It's the longest streak of overtime wins since winning five-straight from 2006 to 2013
- Most recently, Penn State went into overtime in a season opener for the first time, opening the 2018 season with a 45-38 OT-win over Appalachian State. **Miles Sanders** rushed four times for 25 yards and a touchdown to open the bonus period, and then **Amani Oruwariye** intercepted an App State pass on first down from the 15 in the end zone.
- It was the seventh overtime game at Beaver Stadium since the start of the 2012 season. Penn State is 5-2 in those games.
- The 2018 overtime game was the first since Penn State defeated Minnesota, 29-26, on Oct. 1, 2016. After Minnesota kicked a field goal on its first possession, Penn State running back Saquon Barkley rushed 25 yards for a touchdown on the Nittany Lions first offensive play.
- Penn State's first two overtime contests came vs. Iowa in 2000 and 2002 at home. The Nittany Lions dropped their first three contests that went to the extra period, but won five straight overtime contests before falling to Nebraska on Nov. 23, 2013.
- Penn State's all-time overtime games:

Date	Opponent	Score
11/4/00	IOWA (2OT)	L, 23-26
9/28/02	IOWA	L, 35-42
10/12/02	at Michigan	L, 24-27
1/3/06	vs. Florida State (3OT) <sup>1</sup>	W, 26-23
10/7/06	at Minnesota	W, 28-27
11/24/12	WISCONSIN	W, 24-21
10/12/13	MICHIGAN (4OT)	W, 43-40
11/2/13	ILLINOIS	W, 24-17
11/23/13	NEBRASKA	L, 20-23
10/25/14	OHIO STATE (2OT)	L, 24-31
12/27/14	vs. Boston College <sup>2</sup>	W, 31-30
10/2/16	MINNESOTA	W, 29-26
9/1/18	APPALACHIAN STATE	W, 45-38

*1 - Orange Bowl, 2 - Pinstripe Bowl*

**FAMILY AFFAIR**

- Penn Staters know that it is very common for generations of families to all attend Penn State. For a fortunate few, immediate family members are also able to follow in a brother, father or grandfather's footsteps on the Penn State football team.
- Four sons of Penn State lettermen are on the 2018 team.
- **Father (Letters)**  
Chris Thorpe (1988)  
Leonard Humphries (1989-91)  
Brian Chizmar (1986-89)  
Bruce Clark (1985-86)
- **Son (Class)**  
C.J. Thorpe (R-Fr.)  
Isaiah Humphries (Fr.)  
Max Chizmar (R-Fr.)  
Brandon Clark (Fr.)
- Including current team members **Kyle and Dan Vasey**, four pairs of brothers are currently represented.
- **Older (Letters/Class)**  
Billy Fessler (2017)  
Kyle Vasey (Sr.)  
Adam DeBoef (2017)  
Christian Kuntz (2012)
- **Younger (Class)**  
Henry Fessler (Fr.)  
Dan Vasey (R-Fr.)  
Collin DeBoef (Fr.)  
Zack Kuntz (Fr.)
- Sophomore QB **Michael Shuster** is the grandson of Dick Hoak (1958-60).

**WALLY TRIPLETT**



- Former Nittany Lion standout and trailblazer Wally Triplett passed away Nov. 8, 2018 at the age of 92 in Detroit. Triplett was one of the inspirations for Penn State's "We Are" moniker and was the first African-American to be drafted and play in the NFL.
- Triplett, a halfback and kick returner for the Nittany Lions, was the first African-American to start for Penn State Nov. 17, 1945. Later, Triplett and end Dennie Hoggard became the first African-Americans to play in the Cotton Bowl game on Jan. 1, 1948.
- When asked to consider leaving Triplett and Hoggard at home due to a then-segregated Dallas, their teammates, led by team captain Steve Suhey, quickly responded in solidarity: "We are Penn State, there will be no meetings," referring to the 1946 Nittany Lion team having voted unanimously to cancel a game at then-segregated University of Miami.
- In the 1947 season, Triplett averaged 4.0 yards per carry (137 yards on 34 carries) and 28.2 yards per reception (141 yards on 5 receptions) with two touchdowns in nine regular-season games. Playing for Coach Bob Higgins, he tallied five total touchdowns in 1947.
- As a senior in 1948, Triplett had 424 rushing yards, 90 receiving yards and six total touchdowns. He also averaged 26.8 yards per punt return (134 yards on 5 returns) and had three interception returns for 62 yards. Triplett ranks second in Penn State history with a 16.5 punt return average (280 yards on 17 returns).
- Triplett ranks second in career punt return average with a 16.5 per game mark on 17 returns. He also has the fourth-longest punt return in program history with an 85-yard touchdown return against West Virginia in 1948.
- A native of La Mott, Pennsylvania, Triplett grabbed the game-tying touchdown on a 6-yard reception in the third quarter as the Nittany Lions tied Doak Walker-led and third-ranked SMU, 13-13, in the 1948 Cotton Bowl. Triplett also played an outstanding defensive game. The 1947 Nittany Lions finished 9-0-1 and ranked No. 4 in the final AP poll, pitching six shutouts and allowing an average of just 2.8 points per game. Triplett was inducted into the Cotton Bowl Hall of Fame in 2018.
- After his Penn State career, Triplett became the first African-American player to be drafted by and play in the NFL when he was selected by the Detroit Lions in the 19th round of the 1949 NFL Draft. He played four seasons in the NFL with the Detroit Lions and Chicago Cardinals, taking a two-year break to serve in the Korean War.
- As a professional, Triplett set the league's single-game record with 294 yards on four kickoff returns, including a 97-yard touchdown against the Los Angeles Rams October 29, 1950. The effort was NFL record for 44 seasons until it was broken in 1994 and still ranks as the third-best single-game performance in NFL history. His 73.5-yard kickoff return average still stands as the NFL single-game record.
- Two weeks after his record-setting performance, Triplett was drafted into the Army and fought for the 594th Field Artillery Battalion for two years in the Korean War.

# 22 2018 PENN STATE FOOTBALL

## DEPTH CHART

### OFFENSE

#### Wide Receiver

3	DeAndre Thompkins	(5-11, 188, Gr./Sr.)
84	Juwan Johnson	(6-4, 225, Sr./Jr.)
81	Cam Sullivan-Brown	(6-0, 188, So./Fr.)
86	Daniel George	(6-2, 220, Fr./Fr.)

#### Tight End

87	Pat Freiermuth	(6-5, 258, Fr./Fr.)
83	Nick Bowers	(6-4, 260, Sr./Jr.)
18	Jonathan Holland	(6-4, 252, Sr./Jr.)
80	Danny Dalton	(6-4, 247, Jr./So.)

#### Left Tackle

71	Will Fries	(6-6, 306, Jr./So.)
52	Ryan Bates	(6-4, 302, Sr./Jr.)
51	Alex Gellerstedt	(6-6, 311, Jr./So.)

#### Left Guard

74	Steven Gonzalez	(6-4, 325, Sr./Jr.)
73	Mike Miranda	(6-3, 298, So./Fr.)
72	Bryce Effner	(6-5, 272, Fr./Fr.)

#### Center

62	Michal Menet	(6-4, 298, Jr./So.)
64	Zach Simpson	(6-3, 290, Sr./Jr.)
70	Juice Scruggs	(6-3, 278, Fr./Fr.)

#### Right Guard

66	Connor McGovern	(6-5, 323, Jr./Jr.)
75	Des Holmes	(6-5, 322, So./Fr.)
79	Charlie Shuman	(6-8, 324, Gr./Sr.)

#### Right Tackle

52	Ryan Bates	(6-4, 302, Sr./Jr.)
77	Chasz Wright	(6-7, 353, Gr./Sr.)
51	Alex Gellerstedt	(6-6, 311, Jr./So.)

#### Wide Receiver

5	Jahan Dotson	(5-11, 169, Fr./Fr.)
10	Brandon Polk	(5-9, 179, Sr./Jr.)
6	Justin Shorter	(6-4, 226, Fr./Fr.)

#### Wide Receiver

1	KJ Hamler	(5-9, 173, So./Fr.)
12	Mac Hippenhammer	(5-11, 177, So./Fr.)
85	Isaac Lutz	(5-11, 186, Jr./So.)

#### Quarterback

9	Trace McSorley	(6-0, 201, Gr./Sr.)
2	Tommy Stevens	(6-5, 240, Sr./Jr.)
14	Sean Clifford	(6-2, 219, So./Fr.)

#### Running Back

24	Miles Sanders	(5-11, 215, Jr./Jr.)
4	Ricky Slade	(5-9, 198, Fr./Fr.) <b>OR</b>
32	Journey Brown	(5-11, 205, So./Fr.)
20	Johnathan Thomas	(5-11, 218, Gr./Sr.)

#### Lion

2	Tommy Stevens	(6-5, 240, Sr./Jr.)
---	---------------	---------------------

### DEFENSE

#### Defensive End

48	Shareef Miller	(6-5, 260, Sr./Jr.)
18	Shaka Toney	(6-3, 241, Jr./So.)
49	Daniel Joseph	(6-3, 253, Jr./So.)

#### Defensive Tackle

30	Kevin Givens	(6-1, 285, Sr./Jr.)
93	PJ Mustipher	(6-4, 300, Fr./Fr.)
90	Damion Barber	(6-3, 283, So./Fr.)

#### Defensive Tackle

54	Robert Windsor	(6-4, 295, Sr./Jr.)
55	Antonio Shelton	(6-2, 310, Jr./So.)
69	C.J. Thorpe	(6-3, 328, So./Fr.)

#### Defensive End

99	Yetur Gross-Matos	(6-5, 259, So./So.)
34	Shane Simmons	(6-3, 250, Jr./So.)
28	Jayson Oweh	(6-5, 247, Fr./Fr.) <b>OR</b>
46	Nick Tarburton	(6-3, 246, Fr./Fr.)

#### Outside Linebacker

7	Koa Farmer	(6-1, 230, Gr./Sr.)
11	Micah Parsons	(6-3, 240, Fr./Fr.)
33	Jake Cooper	(6-1, 234, Sr./Sr.)

#### Middle Linebacker

36	Jan Johnson	(6-2, 234, Gr./Jr.)
13	Ellis Brooks	(6-1, 233, So./Fr.)
40	Jesse Luketa	(6-3, 236, Fr./Fr.)

#### Outside Linebacker

6	Cam Brown	(6-5, 223, Jr./Jr.)
9	Jarvis Miller	(6-2, 223, Sr./Jr.)
41	Dae'Lun Darien	(6-4, 223, Jr./So.)

#### Cornerback

21	Amani Oruwariye	(6-1, 203, Gr./Sr.)
2	Donovan Johnson	(5-9, 182, So./Fr.)
14	Zech McPhearson	(5-11, 188, Jr./So.)

#### Safety

17	Garrett Taylor	(6-0, 203, Sr./Jr.)
26	Jonathan Sutherland	(5-11, 201, So./Fr.)
23	Ayron Monroe	(5-11, 206, Sr./Jr.)

#### Safety

4	Nick Scott	(5-11, 200, Gr./Sr.)
38	Lamont Wade	(5-9, 194, So./So.)
23	Ayron Monroe	(5-11, 206, Sr./Jr.)

#### Cornerback

29	John Reid	(5-10, 180, Sr./Jr.) <b>OR</b>
5	Tariq Castro-Fields	(6-0, 186, So./So.)
14	Zech McPhearson	(5-11, 188, Jr./So.)

#### Star

29	John Reid	(5-10, 180, Sr./Jr.)
2	Donovan Johnson	(5-9, 182, So./Fr.)
38	Lamont Wade	(5-9, 194, So./So.)

### SPECIAL TEAMS

#### Punter

93	Blake Gillikin	(6-2, 192, Jr./Jr.)
49	Cade Pollard	(5-11, 207, Fr./Fr.)
95	Vlad Hilling	(5-10, 217, Fr./Fr.)

#### Kicker (Field Goal)

92	Jake Pinegar	(6-2, 197, Fr./Fr.)
99	Justin Tobin	(6-2, 191, Jr./So.) <b>OR</b>
95	Vlad Hilling	(5-10, 217, Fr./Fr.)

#### Kicker (Kickoff)

90	Rafael Checa	(6-2, 205, Fr./Fr.)
92	Jake Pinegar	(6-2, 197, Fr./Fr.)
99	Justin Tobin	(6-2, 191, Jr./So.)

#### Holder

93	Blake Gillikin	(6-2, 192, Jr./Jr.)
15	Michael Shuster	(6-2, 209, Jr./So.)
36	Jan Johnson	(6-2, 234, Gr./Jr.)

#### Long Snapper

96	Kyle Vasey	(6-2, 231, 5th/Sr.)
91	Chris Stoll	(6-2, 257, So./Fr.)
94	Joe Calcagno	(6-0, 242, So./Fr.)

#### Kickoff Returners

1	KJ Hamler	(5-9, 173, So./Fr.)
32	Journey Brown	(5-11, 205, So./Fr.)
4	Ricky Slade	(5-9, 198, Fr./Fr.)

#### Punt Returners

3	DeAndre Thompkins	(5-11, 188, Gr./Sr.)
1	KJ Hamler	(5-9, 173, So./Fr.) <b>OR</b>
29	John Reid	(5-10, 180, Sr./Jr.)

## PRONUNCIATIONS

Joe Calcagno	.....	CAL-kag-no
Tariq Castro-Fields	.....	TUH-reek Castro-Fields
Rafael Checa	.....	ra-fye-ell check-uh
Dae'Lun Darien	.....	DAY-lawn Darien
Jahan Dotson	.....	JUH-han DOT-son
Brelin Faison-Walden	.....	BREY-lynn FACE-in Walden
Koa Farmer	.....	CO-uh Farmer
Pat Freiermuth	.....	Pat fryer-muth
Will Fries	.....	Will FRY-z
Yetur Gross-Matos	.....	YEE-tore Gross-Mah-tose
Fred Hansard	.....	Hann-SARD
Drew Hartlaub	.....	Drew heart-lob
Aeneas Hawkins	.....	ah-knee-iss HAWK-ins
Alex Hoenstine	.....	Alex hoe-en-styne
Charlie Katshir	.....	Charlie catch-sure
Zack Kuntz	.....	Zack KOON-ts
Will Levis	.....	Will lev-iss
Jesse Luketa	.....	Jesse LUKE-ket-uh
Zech McPhearson	.....	Zack McPhearson
Michal Menet	.....	Michael men-NET
Ayron Monroe	.....	AIR-en Monroe
Amani Oruwariye	.....	UH-monn-E O-rue-waar-ee-A
Jayson Oweh	.....	Jason Oh-way
Jake Pinegar	.....	Jake pin-ah-grrr
Dan/Kyle Vasey	.....	Dan/Kyle VAY-see
Chris Welde	.....	Chris WELL-dee

#### Coaches

Phil Galiano	.....	gail-lee-on-no
Ricky Rahne	.....	Ricky Ronnie
JaJuan Seider	.....	JAY-juan cider

## ASSISTANT COACHES



**Brent Pry**  
Defensive Coord./  
LBs  
Field




**Ricky Rahne**  
Offensive Coord./  
QBs  
Booth



**Phil Galiano**  
Special Teams Coord./  
Asst. DL  
Field



**Tim Banks**  
Co-Def. Coord./  
Safeties  
Booth



**Tyler Bowen**  
Tight Ends  
Field



**David Corley**  
Wide Receivers  
Field



**Matt Limegrover**  
Run Game Coord./  
OL  
Field



**JaJuan Seider**  
Running Backs  
Field



**Terry M. Smith**  
Asst. Head Coach/  
CBs  
Field



**Sean Spencer**  
Assoc. Head Coach/  
Run Game Coord./DL  
Field

## NUMERICAL ROSTER (1-50)

NO.	NAME	POS.	CL./EL.	HT.	WT.	HIGH SCHOOL/COACH	HOMETOWN
1	Hamler, KJ	WR	So./Fr.	5-9	173	IMG Academy (Fla.)/Kevin Wright	Pontiac, Mich.
2	Humphries, Isaiah	S	Fr./Fr.	6-0	187	Sachse/Red Behrens	Rowlett, Texas
2	Johnson, Donovan	CB	So./Fr.	5-9	182	Cass Tech/Thomas Wilcher	Detroit, Mich.
2	Stevens, Tommy *	QB	Sr./Jr.	6-5	240	Decatur Central/Justin Dixon	Indianapolis, Ind.
3	Thompkins, DeAndre ***	WR	Gr./Sr.	5-11	188	Swansboro/Tim Laspada	Hubert, N.C.
4	Scott, Nick ***	S	Gr./Sr.	5-11	200	Fairfax/Kevin Simonds	Fairfax, Va.
4	Slade, Ricky	RB	Fr./Fr.	5-9	198	C.D. Hylton/Tony Lilly	Woodbridge, Va.
5	Castro-Fields, Tariq *	CB	So./ So.	6-0	186	Riverdale Baptist School/Caesar Nettles	Upper Marlboro, Md.
5	Dotson, Jahan	WR	Fr./Fr.	5-11	169	Nazareth Area/Tom Falzone	Nazareth, Pa.
6	Brown, Cam **	LB	Jr./Jr.	6-5	223	The Bullis School/Patrick Cilentio	Burtonsville, Md.
6	Shorter, Justin	WR	Fr./Fr.	6-4	226	South Brunswick/Joel Goerge	Monmouth Junction, N.J.
7	Farmer, Koa ***	LB	Gr./Sr.	6-1	230	Notre Dame/Kevin Rooney	Lake View Terrace, Calif.
8	Allen, Mark *	RB	Gr./Sr.	5-6	184	DeMatha/Elijah Brooks	Hyattsville, Md.
9	McSorley, Trace ***	QB	Gr./Sr.	6-0	201	Briar Woods/Charlie Pierce	Ashburn, Va.
9	Miller, Jarvis **	LB	Sr./Jr.	6-2	223	Windsor Locks/Suffield/East Granby/Jason Qua	Suffield, Conn.
10	Polk, Brandon **	WR	Sr./Jr.	5-9	179	Briar Woods/Charlie Pierce	Ashburn, Va.
11	Parsons, Micah	LB	Fr./Fr.	6-3	240	Harrisburg/Calvin Everett	Harrisburg, Pa.
12	Hippenhammer, Mac	WR	So./Fr.	5-11	177	R. Nelson Snider/Kurt Tippmann	Fort Wayne, Ind.
13	Brooks, Ellis	LB	So./Fr.	6-1	233	Benedictine College Prep/Greg Lilly	Mechanicsville, Va.
13	Kline, Grayson	QB	Fr./Fr.	6-5	219	Warwick/Bob Locker	Sinking Spring, Pa.
14	Clifford, Sean	QB	So./Fr.	6-2	219	St. Xavier/Steve Specht	Cincinnati, Ohio
14	McPhearson, Zech *	CB	Jr./So.	5-11	188	Riverdale Baptist School/Caesar Nettles	Columbia, Md.
15	Shuster, Michael	QB	Jr./So.	6-2	209	Camp Hill/Frank Gay	Camp Hill, Pa.
16	Petrishen, John	S	Sr./Jr.	6-0	206	Pittsburgh Central Catholic/Terry Totten	Lower Burrell, Pa.
17	Levis, Will	QB	Fr./Fr.	6-3	226	Xavier/Andy Guyon	Madison, Conn.
17	Taylor, Garrett **	S	Sr./Jr.	6-0	203	St. Christopher's/Lance Clelland	Richmond, Va.
18	Holland, Jonathan **	TE/H	Sr./Jr.	6-4	252	The Bullis School/Patrick Cilentio	Brandywine, Md.
18	Toney, Shaka *	DE	Jr./So.	6-3	241	Imhotep Charter/Albie Crosby	Philadelphia, Pa.
19	Gordon, Trent	CB	Fr./Fr.	5-11	184	Manvel/Kirk Martin	Spring, Texas
20	Thomas, Johnathan *	RB	Gr./Sr.	5-11	218	St. John's Prep/Jim O'Leary	Peabody, Mass.
21	Oruwariye, Amani ***	CB	Gr./Sr.	6-1	203	Gaither/Jason Stokes	Tampa, Fla.
23	Monroe, Ayron **	S	Sr./Jr.	5-11	206	St. John's College H.S./Joe Patterson	Largo, Md.
24	Brown, DJ	CB	So./Fr.	5-10	177	Creekside/Will Rogers	College Park, Ga.
24	Sanders, Miles **	RB	Jr./Jr.	5-11	215	Woodland Hills/George Novak	Pittsburgh, Pa.
25	Butler, Jabari	CB	Sr./Jr.	5-11	186	Abilene Christian University/Ken Collums	Potomac, Md.
25	Faison-Walden, Brelin	LB	So./Fr.	6-1	207	Grimsley/Darrel Brown	Greensboro, N.C.
26	Sutherland, Jonathan	S	So./Fr.	5-11	201	Episcopal (Va.)/Panos Voulgaris	Ottawa, Ont.
27	Hawkins, Aeneas	DT	Fr./Fr.	6-2	285	Moeller/John Rodenberg	Cincinnati, Ohio
27	Romano, Cody	S	Fr./Fr.	6-2	207	Blair Academy/Jim Saylor	Newton, N.J.
28	Oweh, Jayson	DE	Fr./Fr.	6-5	247	Blair Academy/Jim Saylor	Howell, N.J.
29	Fessler, Henry	WR	Fr./Fr.	5-10	170	Cathedral Prep/Mike Mischler	Erie, Pa.
29	Reid, John **	CB	Sr./Jr.	5-10	180	St. Joseph's Prep (Pa.)/Gabe Infante	Mount Laurel, N.J.
30	Givens, Kevin **	DT	Sr./Jr.	6-1	285	Altoona Area/John Franco	Altoona, Pa.
31	Welde, Christopher	CB	Sr./Jr.	5-7	170	Council Rock North/Adam Collachi	Newtown, Pa.
32	Brown, Journey	RB	So./Fr.	5-11	205	Meadville/Ray Collins	Meadville, Pa.
33	Cooper, Jake ***	LB	Sr./Sr.	6-1	234	Archbishop Wood/Steve Devlin	Doylestown, Pa.
33	Holmes, C.J.	RB	So./So.	6-0	215	Notre Dame/Brian Kelly	Hamden, Conn.
34	Simmons, Shane *	DE	Jr./So.	6-3	250	DeMatha/Elijah Brooks	Laurel, Md.
35	Neff, Justin	S	So./Fr.	6-1	193	Central Mountain/James Renninger	Mill Hall, Pa.
36	Johnson, Jan	LB	Gr./Jr.	6-2	234	Governor Mifflin/Dominic Vecchio	Mohnton, Pa.
37	Hartlaub, Drew	S	So./Fr.	5-11	179	South Western/Chris Heilman	Hanover, Pa.
38	Wade, Lamont *	S	So./So.	5-9	194	Clairton/Wayne Wade	Clairton, Pa.
39	Di Leo, Frank	LB	Sr./Jr.	5-9	225	Saint Ignatius College Prep/John O'Connor	Elmhurst, Ill.
40	Eury, Nick	RB	Jr./So.	5-9	204	Lake-Lehman/Jerry Giisky	Shavertown, Pa.
40	Luketa, Jesse	LB	Fr./Fr.	6-3	236	Mercyhurst Prep (Pa.)/Jeff Root	Ottawa, Ont.
41	Arcangelo, Joe	TE/H	Sr./Jr.	6-4	259	Abington Heights/Joe Repshis	Clarks Summit, Pa.
41	Darien, Dae'Lun *	LB	Jr./So.	6-4	223	Dunbar/Lawrence Smith	Baltimore, Md.
43	Baker, Trevor	TE/H	So./Fr.	6-3	220	Lewis S. Mills (Conn.)/Jose Santana	Easton, Pa.
42	Jordan, Ellison *	DT	Jr./So.	6-0	291	Gilman School/Biff Poggi	Upper Marlboro, Md.
44	Pica, Cameron	WR	So./Fr.	6-2	210	Hickory/Bill Brest	Hermitage, Pa.
45	DuMond, Joe	DE	Jr./So.	5-11	249	St. Joseph's Prep/Gabe Infante	Philadelphia, Pa.
45	Katshir, Charlie	LB	Fr./Fr.	6-3	220	Cumberland Valley/Michael Whitehead	Camp Hill, Pa.
46	Tarburton, Nick	DE	Fr./Fr.	6-3	246	Pennridge/Jeff Hollenbach	Green Lane, Pa.
48	Miller, Shareef **	DE	Sr./Jr.	6-5	260	George Washington/Ronald Cohen	Philadelphia, Pa.
49	Joseph, Daniel	DE	Jr./So.	6-3	253	Lake Forest Academy (Ill.)/Robin Bowkett	Brampton, Ont.
49	Pollard, Cade	P	Fr./Fr.	5-11	207	Samuel V. Boerne Champion/Keith Kaiser	Boerne, Texas
50	Chizmar, Max	LB	So./Fr.	6-2	222	Mars Area/Scott Heinauer	Mars, Pa.
50	Knutsson, Will	OL	Fr./Fr.	6-2	307	McDonogh School/Dom Damico	Fredericksburg, Va.

# 24 2018 PENN STATE FOOTBALL

## NUMERICAL ROSTER (51-99)

NO.	NAME	POS.	CL./EL.	HT.	WT.	HIGH SCHOOL/COACH	HOMETOWN
51	Gellerstedt, Alex *	OL	Jr./So.	6-6	311	Dublin Coffman/Mark Crabtree	Dublin, Ohio
51	Vranic, Jason	LB	5th/Sr.	6-0	224	Erie C.C./Scott Pilkey	Wheatfield, N.Y.
52	Bates, Ryan **	OL	Sr./Jr.	6-4	302	Archbishop Wood/Steve Devlin	Warrington, Pa.
53	Hansard, Fred	DT	So./Fr.	6-3	316	The Hun School/Todd Smith	Burlington, N.J.
53	Walker, Rasheed	OL	Fr./Fr.	6-6	308	North Point/Tom Petre	Waldorf, Md.
54	Windsor, Robert **	DT	Sr./Jr.	6-4	295	Fond Du Lac/Mike Gnewuch	Fond Du Lac, Wis.
55	Shelton, Antonio	DT	Jr./So.	6-2	310	Westerville-North/Rodger Elander	Westerville, Ohio
58	Presta, Evan	DT	So./Fr.	6-3	279	Cathedral Prep/Mike Mischler	Erie, Pa.
59	Konigus, Kaleb	OL	Fr./Fr.	6-2	300	Lake-Lehman/Jerry Gilsky	Lehman, Pa.
62	Menet, Michal *	OL	Jr./So.	6-4	298	Exeter Township Senior/Matt Bauer	Birdsboro, Pa.
63	DeBoef, Collin	OL	Fr./Fr.	6-5	255	State College Area/Matt Lintal	State College, Pa.
64	Simpson, Zach **	OL	Sr./Jr.	6-3	290	Hollidaysburg Area/Homer DeLattre	Hollidaysburg, Pa.
66	McGovern, Connor **	OL	Jr./Jr.	6-5	323	Lake-Lehman/Jerry Gilsky	Larksville, Pa.
68	Kelly, Hunter	OL/DL	Jr./So.	6-2	305	Neshaminy/Steve Wilmot	Langhorne, Pa.
69	Thorpe, C.J.	OL/DL	So./Fr.	6-3	328	Central Catholic/Terry Totten	Glenshaw, Pa.
70	Scruggs, Juice	OL	Fr./Fr.	6-3	278	Cathedral Prep (Pa.)/Michael Mischler	Ashtabula, Ohio
71	Fries, Will *	OL	Jr./So.	6-6	306	Cranford/Erik Rosenmeier	Cranford, N.J.
72	Effner, Bryce	OL	Fr./Fr.	6-5	272	Metea Valley/Ben Kleinhans	Aurora, Ill.
73	Miranda, Mike	OL	So./Fr.	6-3	298	Stow-Munroe Falls/Mark Nori	Stow, Ohio
74	Gonzalez, Steven **	OL	Sr./Jr.	6-4	325	Union City/Wil Valdez	Union City, N.J.
75	Holmes, Des	OL	So./Fr.	6-5	322	Cardinal O'Hara/BJ Hogan	Norristown, Pa.
76	Jenkins, Sterling	OL	Sr./Jr.	6-8	334	Baldwin/Pete Wagner	Pittsburgh, Pa.
77	Wright, Chasz ***	OL	Gr./Sr.	6-7	353	Milford Academy/Bill Chaplick	Woodbridge, Va.
79	Shuman, Charlie	OL	Gr./Sr.	6-8	324	Pittsford Sutherland/Keith Molinich	Pittsford, N.Y.
80	Dalton, Danny	TE/H	Jr./So.	6-4	247	Marshfield/Lou Silva	Marshfield, Mass.
80	Weller, Justin	WR	So./Fr.	6-0	192	Wilson/Doug Dahms	Sinking Spring, Pa.
81	Sullivan-Brown, Cam	WR	So./Fr.	6-0	188	Saint Vincent Pallotti/Ian Thomas	Bowie, Md.
82	Kuntz, Zack	TE/H	Fr./Fr.	6-7	235	Camp Hill/Tim Bigelow	Camp Hill, Pa.
82	Shoop, Tyler	WR	Sr./Jr.	5-11	183	Father Ryan/Bruce Lussier	Nashville, Tenn.
83	Bowers, Nick	TE/H	Sr./Jr.	6-4	260	Kittanning Senior/Frank Fabian	Kittanning, Pa.
83	Hoentstine, Alex	WR	So./Fr.	6-1	189	Central/Dave Baker	East Freedom, Pa.
84	Johnson, Juwan **	WR	Sr./Jr.	6-4	225	Glassboro/Mark Maccarone	Glassboro, N.J.
85	Lutz, Isaac	WR	Jr./So.	5-11	186	Berks Catholic/Rick Keeley	Reading, Pa.
86	George, Daniel	WR	Fr./Fr.	6-2	220	Oxon Hill/Craig Jefferies	Fort Washington, Md.
87	Freiermuth, Pat	TE/H	Fr./Fr.	6-5	258	Brooks School/Patrick Foley	Merrimac, Mass.
88	Chisena, Dan	WR	Sr./Jr.	6-3	208	Downingtown-East/Michael Matta	Downingtown, Pa.
88	Culpepper, Judge	DT	Fr./Fr.	6-4	282	H.B. Plant/Robert Weiner	Tampa, Fla.
89	Clark, Brandon	WR	Fr./Fr.	6-4	195	State College Area/Matt Lintal	State College, Pa.
89	Maxwell, Colton	WR	Jr./So.	6-0	185	Northampton/Mark Scisly	Northampton, Pa.
90	Barber, Damion	DT	So./Fr.	6-3	283	Harrisburg/Calvin Everett	Harrisburg, Pa.
90	Checa, Rafael	K	Fr./Fr.	6-2	205	St. John's College H.S./Joe Casamento	Chevy Chase, Md.
91	Stoll, Chris	SN	So./Fr.	6-2	257	St. Francis DeSales/Ryan Wiggins	Westerville, Ohio
92	Pinegar, Jake	K	Fr./Fr.	6-2	197	Ankeny Centennial/Jerry Pezzetti	Ankeny, Iowa
93	Gillikin, Blake **	P/K	Jr./Jr.	6-2	192	The Westminster Schools/Gerry Romberg	Smyrna, Ga.
93	Mustipher, PJ	DT	Fr./Fr.	6-4	300	McDonogh School/Dom Damico	Owings Mills, Md.
94	Calcagno, Joe	SN	So./Fr.	6-0	242	Fenwick/Gene Nudo	Elmhurst, Ill.
95	Dix, Donnell	DE	Sr./Sr.	5-10	226	Wicomico/Patrick McGlinchey	Salisbury, Md.
95	Hilling, Vlad	K	Fr./Fr.	5-10	217	Hollidaysburg/Homer Delatre	Hollidaysburg, Pa.
96	Aloni, Matt	SN	Fr./Fr.	6-1	247	Plainedge/Rob Shaver	Farmingdale, N.Y.
96	Vasey, Kyle *	SN	5th/Sr.	6-2	231	Wallenpaupack/Mark Watson	Lackawaxen, Pa.
97	Landis, Carson	K/P	So./Fr.	6-2	195	Emmaus/Harold Fairclough	Macungie, Pa.
98	Cahill, Kevin	SN	Fr./Fr.	6-3	212	Summit/Kevin Kostibos	Summit, N.J.
98	Vasey, Dan	DL/SN	So./Fr.	6-4	242	Wallenpaupack/Mark Watson	Lackawaxen, Pa.
99	Gross-Matos, Yetur *	DE	So./So.	6-5	259	Chancellor/Bob Oliver	Spotsylvania, Va.
99	Tobin, Justin	K	Jr./So.	6-2	191	Neshaminy/--	Langhorne, Pa.

\* - Letters won

^ - 5th-year senior



## ALPHABETICAL ROSTER (A-K)

NO.	NAME	POS.	CL./EL.	HT.	WT.	HIGH SCHOOL/COACH	HOMETOWN
8	Allen, Mark *	RB	Gr./Sr.	5-6	184	DeMatha/Elijah Brooks	Hyattsville, Md.
96	Aloni, Matt	SB	Fr./Fr.	6-1	247	Plainedge/Rob Shaver	Farmingdale, N.Y.
41	Arcangelo, Joe	TE/H	Sr./Jr.	6-4	259	Abington Heights/Joe Repshis	Clarks Summit, Pa.
43	Baker, Trevor	TE/H	So./Fr.	6-3	220	Lewis S. Mills (Conn.)/Jose Santana	Easton, Pa.
90	Barber, Damion	DT	So./Fr.	6-3	283	Harrisburg/Calvin Everett	Harrisburg, Pa.
52	Bates, Ryan **	OL	Sr./Jr.	6-4	302	Archbishop Wood/Steve Devlin	Warrington, Pa.
83	Bowers, Nick	TE/H	Sr./Jr.	6-4	260	Kittanning Senior/Frank Fabian	Kittanning, Pa.
13	Brooks, Ellis	LB	So./Fr.	6-1	233	Benedictine College Prep/Greg Lilly	Mechanicsville, Va.
6	Brown, Cam **	LB	Jr./Jr.	6-5	223	The Bullis School/Patrick Cilento	Burtonsville, Md.
24	Brown, DJ	CB	So./Fr.	5-10	177	Creekside/Will Rogers	College Park, Ga.
32	Brown, Journey	RB	So./Fr.	5-11	205	Meadville/Ray Collins	Meadville, Pa.
25	Butler, Jabari	CB	Sr./Jr.	5-11	186	Abilene Christian University/Ken Collums	Potomac, Md.
98	Cahill, Kevin	SN	Fr./Fr.	6-3	212	Summit/Kevin Kostibos	Summit, N.J.
94	Calcagno, Joe	SN	So./Fr.	6-0	242	Fenwick/Gene Nudo	Elmhurst, Ill.
5	Castro-Fields, Tariq *	CB	So./So.	6-0	186	Riverdale Baptist School/Caesar Nettles	Upper Marlboro, Md.
90	Checa, Rafael	K	Fr./Fr.	6-2	205	St. John's College H.S./Joe Casamento	Chevy Chase, Md.
88	Chisena, Dan	WR	Sr./Jr.	6-3	208	Downingtown-East/Michael Matta	Dowington, Pa.
50	Chizmar, Max	LB	So./Fr.	6-2	222	Mars Area/Scott Heinauer	Mars, Pa.
89	Clark, Brandon	WR	Fr./Fr.	6-4	195	State College Area/Matt Lintal	State College, Pa.
14	Clifford, Sean	QB	So./Fr.	6-2	219	St. Xavier/Steve Specht	Cincinnati, Ohio
33	Cooper, Jake ***	LB	Sr./Sr.	6-1	234	Archbishop Wood/Steve Devlin	Doylestown, Pa.
88	Culpepper, Judge	DT	Fr./Fr.	6-4	282	H.B. Plant/Robert Weiner	Tampa, Fla.
80	Dalton, Danny	TE/H	Jr./So.	6-4	247	Marshfield/Lou Silva	Marshfield, Mass.
41	Darien, Dae'Lun *	LB	Jr./So.	6-4	223	Dunbar/Lawrence Smith	Baltimore, Md.
63	DeBoef, Collin	OL	Fr./Fr.	6-5	255	State College Area/Matt Lintal	State College, Pa.
39	Di Leo, Frank	LB	Sr./Jr.	5-9	225	Saint Ignatius College Prep/John O'Connor	Elmhurst, Ill.
95	Dix, Donnell	DE	Sr./Sr.	5-10	226	Wicomico/Patrick McGlinchey	Salisbury, Md.
5	Dotson, Jahan	WR	Fr./Fr.	5-11	169	Nazareth Area/Tom Falzone	Nazareth, Pa.
45	DuMond, Joe	DE	Jr./So.	5-11	249	St. Joseph's Prep/Gabe Infante	Philadelphia, Pa.
72	Effner, Bryce	OL	Fr./Fr.	6-5	272	Metea Valley/Ben Kleinhans	Aurora, Ill.
40	Eury, Nick	RB	Jr./So.	5-9	204	Lake-Lehman/Jerry Gilsky	Shavertown, Pa.
25	Faison-Walden, Brelin	LB	So./Fr.	6-1	207	Grimsley/Darrel Brown	Greensboro, N.C.
7	Farmer, Koa ***	LB	Gr./Sr.	6-1	230	Notre Dame/Kevin Rooney	Lake View Terrace, Calif.
29	Fessler, Henry	WR	Fr./Fr.	5-10	170	Cathedral Prep/Mike Mischler	Erie, Pa.
87	Freiermuth, Pat	TE/H	Fr./Fr.	6-5	258	Brooks School/Patrick Foley	Merrimac, Mass.
71	Fries, Will *	OL	Jr./So.	6-6	306	Cranford/Erik Rosenmeier	Cranford, N.J.
51	Gellerstedt, Alex *	OL	Jr./So.	6-6	311	Dublin Coffman/Mark Crabtree	Dublin, Ohio
86	George, Daniel	WR	Fr./Fr.	6-2	220	Oxon Hill/Craig Jefferies	Fort Washington, Md.
93	Gillikin, Blake **	P/K	Jr./Jr.	6-2	192	The Westminster Schools/Gerry Romberg	Smyrna, Ga.
30	Givens, Kevin **	DT	Sr./Jr.	6-1	285	Altoona Area/John Franco	Altoona, Pa.
74	Gonzalez, Steven **	OL	Sr./Jr.	6-4	325	Union City/Wil Valdez	Union City, N.J.
19	Gordon, Trent	CB	Fr./Fr.	5-11	184	Manvel/Kirk Martin	Spring, Texas
99	Gross-Matos, Yetur *	DE	So./So.	6-5	259	Chancellor/Bob Oliver	Spotsylvania, Va.
1	Hamler, KJ	WR	So./Fr.	5-9	173	IMG Academy (Fla.)/Kevin Wright	Pontiac, Mich.
53	Hansard, Fred	DT	So./Fr.	6-3	316	The Hun School/Todd Smith	Burlington, N.J.
37	Hartlaub, Drew	S	So./Fr.	5-11	179	South Western/Chris Heilman	Hanover, Pa.
27	Hawkins, Aeneas	DT	Fr./Fr.	6-2	285	Moeller/John Rodenberg	Cincinnati, Ohio
95	Hilling, Vlad	K	Fr./Fr.	5-10	217	Holidaysburg/Homer Delatre	Holidaysburg, Pa.
12	Hippenhammer, Mac	WR	So./Fr.	5-11	177	R. Nelson Snider/Kurt Tippmann	Fort Wayne, Ind.
83	Hoestine, Alex	WR	So./Fr.	6-1	189	Central/Dave Baker	East Freedom, Pa.
18	Holland, Jonathan **	TE/H	Sr./Jr.	6-4	252	The Bullis School/Patrick Cilento	Brandywine, Md.
33	Holmes, C.J.	RB	So./So.	6-0	215	Notre Dame/Brian Kelly	Hamden, Conn.
75	Holmes, Des	OL	So./Fr.	6-5	322	Cardinal O'Hara/BJ Hogan	Norristown, Pa.
2	Humphries, Isaiah	S	Fr./Fr.	6-0	187	Sachse/Red Behrens	Rowlett, Texas
76	Jenkins, Sterling	OL	Sr./Jr.	6-8	334	Baldwin/Pete Wagner	Pittsburgh, Pa.
2	Johnson, Donovan	CB	So./Fr.	5-9	182	Cass Tech/Thomas Wilcher	Detroit, Mich.
36	Johnson, Jan	LB	Gr./Jr.	6-2	234	Governor Mifflin/Dominic Vecchio	Mohnton, Pa.
84	Johnson, Juwan **	WR	Sr./Jr.	6-4	225	Glassboro/Mark Maccarone	Glassboro, N.J.
42	Jordan, Ellison *	DT	Jr./So.	6-0	291	Gilman School/Biff Poggi	Upper Marlboro, Md.
49	Joseph, Daniel	DE	Jr./So.	6-3	253	Lake Forest Academy (Ill.)/Robin Bowkett	Brampton, Ont.
45	Katshir, Charlie	LB	Fr./Fr.	6-3	220	Cumberland Valley/Michael Whitehead	Camp Hill, Pa.
68	Kelly, Hunter	OL/DL	Jr./So.	6-2	305	Neshaminy/Steve Wilmot	Langhorne, Pa.
13	Kline, Grayson	QB	Fr./Fr.	6-5	219	Warwick/Bob Locker	Sinking Spring, Pa.
50	Knutsson, Will	OL	Fr./Fr.	6-2	307	McDonogh School/Dom Damico	Fredericksburg, Va.
59	Konigus, Kaleb	OL	Fr./Fr.	6-2	300	Lake-Lehman/Jerry Gilsky	Lehman, Pa.
82	Kuntz, Zack	TE/H	Fr./Fr.	6-7	235	Camp Hill/Tim Bigelow	Camp Hill, Pa.

# 26 2018 PENN STATE FOOTBALL

## ALPHABETICAL ROSTER (L-Z)

NO.	NAME	POS.	CL./EL.	HT.	WT.	HIGH SCHOOL/COACH	HOMETOWN
97	Landis, Carson	K/P	So./Fr.	6-2	195	Emmaus/Harold Fairclough	Macungie, Pa.
17	Levis, Will	QB	Fr./Fr.	6-3	226	Xavier/Andy Guyon	Madison, Conn.
40	Luketa, Jesse	LB	Fr./Fr.	6-3	236	Mercyhurst Prep (Pa.)/Jeff Root	Ottawa, Ont.
85	Lutz, Isaac	WR	Jr./So.	5-11	186	Berks Catholic/Rick Keeley	Reading, Pa.
89	Maxwell, Colton	WR	Jr./So.	6-0	185	Northampton/Mark Scisly	Northampton, Pa.
66	McGovern, Connor **	OL	Jr./Jr.	6-5	323	Lake-Lehman/Jerry Gilsky	Larksville, Pa.
14	McPhearson, Zech *	CB	Jr./So.	5-11	188	Riverdale Baptist School/Caesar Nettles	Columbia, Md.
9	McSorley, Trace ***	QB	Gr./Sr.	6-0	201	Briar Woods/Charlie Pierce	Ashburn, Va.
62	Menet, Michal *	OL	Jr./So.	6-4	298	Exeter Township Senior/Matt Bauer	Birdsboro, Pa.
9	Miller, Jarvis **	LB	Sr./Jr.	6-2	223	Windsor Locks/Suffield/East Granby/Jason Qua	Suffield, Conn.
48	Miller, Shareef **	DE	Sr./Jr.	6-5	260	George Washington/Ronald Cohen	Philadelphia, Pa.
73	Miranda, Mike	OL	So./Fr.	6-3	298	Stow-Munroe Falls/Mark Nori	Stow, Ohio
23	Monroe, Ayron **	S	Sr./Jr.	5-11	206	St. John's College H.S./Joe Patterson	Largo, Md.
93	Mustipher, PJ	DT	Fr./Fr.	6-4	300	McDonogh School/Dom Damico	Owings Mills, Md.
35	Neff, Justin	S	So./Fr.	6-1	193	Central Mountain/James Renninger	Mill Hall, Pa.
21	Oruwariye, Amani ***	CB	Gr./Sr.	6-1	203	Gaither/Jason Stokes	Tampa, Fla.
28	Oweh, Jayson	DE	Fr./Fr.	6-5	247	Blair Academy/Jim Saylor	Howell, N.J.
11	Parsons, Micah	LB	Fr./Fr.	6-3	240	Harrisburg/Calvin Everett	Harrisburg, Pa.
16	Petrishen, John	S	Sr./Jr.	6-0	206	Pittsburgh Central Catholic/Terry Totten	Lower Burrell, Pa.
44	Pica, Cameron	WR	So./Fr.	6-2	210	Hickory/Bill Brest	Hermitage, Pa.
92	Pinegar, Jake	K	Fr./Fr.	6-2	197	Ankeny Centennial/Jerry Pezzetti	Ankeny, Iowa
10	Polk, Brandon **	WR	Sr./Jr.	5-9	179	Briar Woods/Charlie Pierce	Ashburn, Va.
49	Pollard, Cade	P	Fr./Fr.	5-11	207	Samuel V. Boerne Champion/Keith Kaiser	Boerne, Texas
58	Presta, Evan	DT	So./Fr.	6-3	279	Cathedral Prep/Mike Mischler	Erie, Pa.
29	Reid, John **	CB	Sr./Jr.	5-10	180	St. Joseph's Prep (Pa.)/Gabe Infante	Mount Laurel, N.J.
27	Romano, Cody	S	Fr./Fr.	6-2	207	Blair Academy/Jim Saylor	Newton, N.J.
24	Sanders, Miles **	RB	Jr./Jr.	5-11	215	Woodland Hills/George Novak	Pittsburgh, Pa.
4	Scott, Nick ***	S	Gr./Sr.	5-11	200	Fairfax/Kevin Simonds	Fairfax, Va.
70	Scruggs, Juice	OL	Fr./Fr.	6-3	278	Cathedral Prep (Pa.)/Michael Mischler	Ashtabula, Ohio
55	Shelton, Antonio	DT	Jr./So.	6-2	310	Westerville-North/Rodger Elander	Westerville, Ohio
82	Shoop, Tyler	WR	Sr./Jr.	5-11	183	Father Ryan/Bruce Lussier	Nashville, Tenn.
6	Shorter, Justin	WR	Fr./Fr.	6-4	226	South Brunswick/Joe Goerge	Monmouth Junction, N.J.
79	Shuman, Charlie	OL	Gr./Sr.	6-8	324	Pittsford Sutherland/Keith Molinich	Pittsford, N.Y.
15	Shuster, Michael	QB	Jr./So.	6-2	209	Camp Hill/Frank Gay	Camp Hill, Pa.
34	Simmons, Shane *	DE	Jr./So.	6-3	250	DeMatha/Elijah Brooks	Laurel, Md.
64	Simpson, Zach **	OL	Sr./Jr.	6-3	290	Holidaysburg Area/Homer DeLattre	Holidaysburg, Pa.
4	Slade, Ricky	RB	Fr./Fr.	5-9	198	C.D. Hylton/Tony Lilly	Woodbridge, Va.
2	Stevens, Tommy *	QB	Sr./Jr.	6-5	240	Decatur Central/Justin Dixon	Indianapolis, Ind.
91	Stoll, Chris	SN	So./Fr.	6-2	257	St. Francis DeSales/Ryan Wiggins	Westerville, Ohio
81	Sullivan-Brown, Cam	WR	So./Fr.	6-0	188	Saint Vincent Pallotti/Ian Thomas	Bowie, Md.
26	Sutherland, Jonathan	S	So./Fr.	5-11	201	Episcopal (Va.)/Panos Voulgaris	Ottawa, Ont.
46	Tarburton, Nick	DE	Fr./Fr.	6-3	246	Penndridge/Jeff Hollenbach	Green Lane, Pa.
17	Taylor, Garrett **	S	Sr./Jr.	6-0	203	St. Christopher's/Lance Clelland	Richmond, Va.
20	Thomas, Johnathan *	RB	Gr./Sr.	5-11	218	St. John's Prep/Jim O'Leary	Peabody, Mass.
3	Thompkins, DeAndre ***	WR	Gr./Sr.	5-11	188	Swansboro/Tim Laspada	Hubert, N.C.
69	Thorpe, C.J.	OL/DL	So./Fr.	6-3	328	Central Catholic/Terry Totten	Glenshaw, Pa.
99	Tobin, Justin	K	Jr./So.	6-2	191	Neshaminy/--	Langhorne, Pa.
18	Toney, Shaka *	DE	Jr./So.	6-3	241	Imhotep Charter/Albie Crosby	Philadelphia, Pa.
98	Vasey, Dan	DL/SN	So./Fr.	6-4	242	Wallenpaupack/Mark Watson	Lackawaxen, Pa.
96	Vasey, Kyle *	SN	5th/Sr.	6-2	231	Wallenpaupack/Mark Watson	Lackawaxen, Pa.
51	Vranic, Jason	LB	5th/Sr.	6-0	224	Erie C.C./Scott Pilkey	Wheatfield, N.Y.
38	Wade, Lamont *	S	So./So.	5-9	194	Clairton/Wayne Wade	Clairton, Pa.
53	Walker, Rasheed	OL	Fr./Fr.	6-6	308	North Point/Tom Petre	Waldorf, Md.
31	Welde, Christopher	CB	Sr./Jr.	5-7	170	Council Rock North/Adam Collachi	Newtown, Pa.
80	Weller, Justin	WR	So./Fr.	6-0	192	Wilson/Doug Dahms	Sinking Spring, Pa.
54	Windsor, Robert **	DT	Sr./Jr.	6-4	295	Fond Du Lac/Mike Gnewuch	Fond Du Lac, Wis.
77	Wright, Chasz ***	OL	Gr./Sr.	6-7	353	Milford Academy/Bill Chaplick	Woodbridge, Va.

\* - Letters won

^ - 5th-year senior

RECORD WATCH

RUSHING

**RUSHING YARDAGE, CAREER**

1.	3932	Evan Royster	2007-10
2.	3843	Saquon Barkley	2015-17
...			
19.	2002	Franco Harris	1969-71
20.	1756	Richie Anderson	1989-92
21.	1694	Mike Archie	1992-95
22.	1678	Silas Redd	2010-11
23.	1657	Rodney Kinlaw	2004-07
	1657	Bill Belton	2011-14
25.	1637	Michael Robinson, QB	2002-05
<b>26.</b>	<b>1558</b>	<b>Trace McSorley, QB</b>	<b>2015-pres.</b>
27.	1496	Fran Rogel	1947-49
28.	1485	Roger Kochman	1959-62
29.	1480	Bob Campbell	1966-68
<b>30.</b>	<b>1470</b>	<b>Miles Sanders</b>	<b>2016-pres.</b>
31.	1422	Tom Donchez	1971-74

**RUSHING YARDAGE, SEASON**

1.	2087	Larry Johnson	2002
2.	1567	Lydell Mitchell	1971
3.	1539	Ki-Jana Carter	1994
4.	1522	John Cappelletti	1973
5.	1496	Saquon Barkley	2016
6.	1414	Blair Thomas	1987
7.	1386	Tony Hunt	2006
8.	1363	Curtis Enis	1997
9.	1341	Blair Thomas	1989
10.	1329	Rodney Kinlaw	2007
11.	1271	Saquon Barkley	2017
12.	1241	Silas Redd	2011
13.	1236	Evan Royster	2008
14.	1210	Curtis Enis	1996
15.	1169	Evan Royster	2009
16.	1117	John Cappelletti	1972
<b>17.</b>	<b>1095</b>	<b>Miles Sanders</b>	<b>2018</b>
18.	1082	Lenny Moore	1954
19.	1076	Saquon Barkley	2015
20.	1047	Tony Hunt	2005
21.	1044	Curt Warner	1981
22.	1041	Curt Warner	1982
23.	1026	Ki-Jana Carter	1993
24.	1014	Evan Royster	2010
25.	1002	D.J. Dozier	1983
26.	1000	Zach Zwinak	2012

**RUSHING TOUCHDOWNS, CAREER**

1.	43	Saquon Barkley	2015-17
2.	38	Lydell Mitchell	1969-71
3.	36	Curtis Enis	1995-97
4.	34	Ki-Jana Carter	1992-94
5.	30	Charlie Pittman	1967-69
6.	29	John Cappelletti	1972-73
29	29	Richie Anderson	1989-92
29	29	Evan Royster	2007-10
<b>9.</b>	<b>27</b>	<b>Trace McSorley, QB</b>	<b>2015-pres.</b>
10.	26	Matt Suhey	1976-79
	26	Larry Johnson	1999-2002
12.	25	D.J. Dozier	1983-86
25	25	Tony Hunt	2003-06
14.	24	Franco Harris	1969-71
	24	Curt Warner	1979-82
16.	23	Lenny Moore	1953-55
17.	22	Daryll Clark, QB	2005-09
18.	21	Blair Thomas	1985-87, 89
	21	Zach Zwinak	2011-14
20.	20	Booker Moore	1977-80
20	20	Michael Robinson, QB	2002-05
--	<b>12</b>	<b>Miles Sanders</b>	<b>2016-pres.</b>

**RUSHING TOUCHDOWNS, SEASON**

1.	26	Lydell Mitchell	1971
2.	23	Ki-Jana Carter	1994
3.	20	Larry Johnson	2002
4.	19	Curtis Enis	1997
5.	18	Richie Anderson	1992
18	18	Saquon Barkley	2016
18	18	Saquon Barkley	2017
8.	17	John Cappelletti	1973
9.	14	Charlie Pittman	1968
10.	13	Bill McCleary	1907
13	13	Harry Robb	1917
13	13	Curtis Enis	1996
13.	12	John Cappelletti	1972
	12	Evan Royster	2008
	12	Zach Zwinak	2013
16.	11	Lenny Moore	1954
	11	Blair Thomas	1987
	11	Michael Robinson, QB	2005
	11	Tony Hunt	2006
	11	Trace McSorley, QB	2017
--	<b>9</b>	<b>Trace McSorey, QB</b>	<b>2018</b>
--	<b>9</b>	<b>Miles Sanders</b>	<b>2018</b>

**RUSHING YARDAGE, CAREER (QB)**

1.	1637	Michael Robinson	2002-05
<b>2.</b>	<b>1558</b>	<b>Trace McSorley</b>	<b>2015-pres.</b>
3.	670	Rashard Casey	1997-2000
4.	667	John Hufnagel	1970-72
5.	625	Richie Lucas	1957-59
6.	619	Daryll Clark	2006-09
7.	584	Zack Mills	2001-04
<b>8.</b>	<b>471</b>	<b>Tommy Stevens</b>	<b>2016-pres.</b>
9.	319	Pete Liske	1961-63
10.	318	Galen Hall	1959-61

\* - Hoak was a running back in 1958-59

**RUSHING YARDAGE, SEASON (QB)**

1.	806	Michael Robinson	2005
<b>2.</b>	<b>659</b>	<b>Trace McSorley</b>	<b>2018</b>
3.	491	Trace McSorley	2017
4.	396	Michael Robinson	2003
5.	365	Trace McSorley	2016
6.	346	John Hufnagel	1971
7.	325	Richie Lucas	1959
8.	315	Rashard Casey	2000
9.	290	Rashard Casey	1999
10.	284	Dick Hoak	1960
11.	282	Daryll Clark	2008
12.	263	Michael Robinson	2002
13.	255	Pete Liske	1962
14.	234	Richie Lucas	1958
15.	211	Daryll Clark	2009
16.	201	Zack Mills	2002
17.	198	Tommy Stevens	2016
18.	190	Tommy Stevens	2017
19.	187	Zack Mills	2001
20.	179	Doug Strang	1984
--	<b>83</b>	<b>Tommy Stevens</b>	<b>2018</b>

**RUSHING YARDAGE, GAME (QB)**

1.	250	Eugene "Shorty" Miller	1913 Carnegie Tech
<b>2.</b>	<b>175</b>	<b>Trace McSorley</b>	<b>2018 Ohio State</b>
3.	156	Chuck Peters	1938 Syracuse
4.	138	Zack Mills	2001 Ohio State
5.	125	Michael Robinson	2005 Wisconsin
6.	122	Steve Rollins	1938 Syracuse
7.	113	Tony Sacca	1990 Pittsburgh
	113	Tommy Stevens	2017 Maryland
9.	112	Michael Robinson	2005 Minnesota
<b>10.</b>	<b>107</b>	<b>Trace McSorley</b>	<b>2018 Indiana</b>

**RUSHING TOUCHDOWNS, CAREER (QB)**

<b>1.</b>	<b>27</b>	<b>Trace McSorley</b>	<b>2015-pres.</b>
2.	22	Daryll Clark	2007-09
3.	20	Michael Robinson	2002-05
4.	13	John Hufnagel	1970-72
5.	11	Zack Mills	2001-04
6.	10	Todd Blackledge	1980-82
10	10	Rashard Casey	1997-2000
8.	8	Doug Strang	1981-84
<b>8</b>	<b>Tommy Stevens</b>	<b>2015-pres.</b>	
10.	7	Matt McGloin	2009-12
7	7	John Shaffer	1983-86

PASSING

**PASSING YARDS, CAREER BIG TEN**

1.	11792	Drew Brees, PUR	1997-2000
2.	11163	Curtis Painter, PUR	2005-08
3.	10917	Adam Weber, MIN	2007-10
4.	10580	Brett Basanez, NU	2002-05
5.	10113	Clayton Thorson, NU	2015-pres.
6.	9883	Mark Herrmann, PUR	1977-80
7.	9715	Chad Henne, MICH	2004-07
8.	9671	Chuck Long, IOWA	1981-85
9.	9434	J.T. Barrett, OSU	2014-17
<b>10.</b>	<b>9423</b>	<b>Trace McSorley, PSU</b>	<b>2015-pres.</b>

**PASSING YARDS, CAREER**

<b>1.</b>	<b>9423</b>	<b>Trace McSorley</b>	<b>2015-pres.</b>
2.	8457	Christian Hackenberg	2013-15
3.	7212	Zack Mills	2001-04
4.	6390	Matt McGloin	2009-12
5.	5869	Tony Sacca	1988-91
6.	5742	Daryll Clark	2006-09
7.	5382	Chuck Fusina	1975-78
8.	5304	Kerry Collins	1991-94
9.	5275	Anthony Morelli	2004-07
10.	4812	Todd Blackledge	1980-82

**PASSING YARDS, SEASON**

1.	3614	Trace McSorley	2016
2.	3570	Trace McSorley	2017
3.	3271	Matt McGloin	2012
4.	3003	Daryll Clark	2009
5.	2977	Christian Hackenberg	2014
6.	2955	Christian Hackenberg	2013
7.	2679	Kerry Collins	1994
8.	2651	Anthony Morelli	2007
9.	2592	Daryll Clark	2008
10.	2525	Christian Hackenberg	2015
11.	2488	Tony Sacca	1991
12.	2424	Anthony Morelli	2006
13.	2417	Zack Mills	2002
14.	2350	Michael Robinson	2005
15.	2221	Chuck Fusina	1977
16.	2218	Todd Blackledge	1982
17.	2211	Mike McQueary	1997
18.	2198	Wally Richardson	1995
<b>19.</b>	<b>2054</b>	<b>Trace McSorley</b>	<b>2018</b>
20.	2039	John Hufnagel	1972

**PASSING YARDAGE, GAME**

1.	454	Christian Hackenberg vs. UCF	2014
2.	399	Zack Mills vs. Iowa	2002
3.	395	Matt McGloin vs. Indiana	2012
4.	384	Trace McSorley vs. Wisconsin	2016
5.	381	Trace McSorley at Michigan State	2017
6.	379	Michael Robinson vs. Wisconsin	2003
7.	376	Trace McSorley vs. Michigan State	2016
8.	371	Christian Hackenberg vs. Boston Coll.	2014
9.	366	Mike McQueary vs. Pittsburgh	1997
10.	358	Todd Blackledge at Miami (Fla.)	1981
11.	353	Daryll Clark vs. Akron	2009
12.	352	Kerry Collins at Michigan State	1993
13.	342	Trace McSorley vs. Washington	2017
14.	341	Daryll Clark vs. Michigan State	2008
15.	340	Christian Hackenberg at Indiana	2013
16.	339	Christian Hackenberg at Wisconsin	2013
17.	335	Trace McSorley vs. Minnesota	2016
18.	332	Trace McSorley at Pitt	2016
	332	Trace McSorley at Indiana	2016
20.	328	Kerry Collins vs. Rutgers	1994
21.	327	Matt McGloin vs. Ohio State	2012
22.	325	Trace McSorley vs. Nebraska	2017
23.	321	Matt McGloin at Purdue	2012
24.	319	Christian Hackenberg vs. Akron	2014
25.	318	Matt McGloin vs. Temple	2012
26.	317	Kerry Collins at BYU	1992
27.	315	Chuck Fusina at NC State	1977
	315	Matt McGloin vs. Indiana	2010
	315	Christian Hackenberg vs. Maryland	2015
	315	Trace McSorley vs. Indiana	2017
31.	312	Matt McGloin vs. Michigan State	2010
32.	311	Christian Hackenberg vs. E. Michigan	2013
33.	310	Daryll Clark at Michigan State	2009
34.	309	Christian Hackenberg at Rutgers	2014
	309	Trace McSorley vs. Georgia State	2017
36.	305	Christian Hackenberg vs. Michigan	2013
37.	303	John Sacca at Rutgers	1992
38.	302	Rashard Casey vs. Iowa	2000
39.	300	Kerry Collins at Illinois	1994

**LONGEST PASS PLAYS**

1.	95	Daniel George from Sean Clifford vs. Kent State	2018
2.	93	KJ Hamler from Trace McSorley vs. Ohio State	2018
3.	92	Bob Higgins from Bill Hess at Pitt	1919
4.	86	Jim Scott from Steve Joachim at Navy	1971
5.	85	Saquon Barkley from Trace McSorley vs. Georgia State	2017
6.	82	Eric Hamilton from Matt Knizner vs. Pitt	1986
6.	82	Freddie Scott from Kerry Collins vs. Rutgers	1994
8.	80	Paul Johnson from Tom Sherman at Maryland	1967
80	80	Dean DiMidio from Doug Strang vs. Alabama	1983
80	80	Stephon Green from Pat Devlin vs. Michigan	2008
80	80	Derek Moye from Rob Bolden vs. Illinois	2010
80	80	Invin Charles from Trace McSorley vs. Minnesota	2016

**300-YARD PASSING GAMES, CAREER**

<b>1.</b>	<b>10</b>	<b>Trace McSorley</b>	<b>2015-pres.</b>
2.	9	Christian Hackenberg	2013-15
3.	6	Matt McGloin	2009-12
4.	4	Kerry Collins	1991-94
5.	3	Daryll Clark	2006-09

**300-YARD PASSING GAMES, SEASON**

1.	5	Trace McSorley	2016
5	5	Trace McSorley	2017
3.	4	Matt McGloin	2012
4	4	Christian Hackenberg	2013
4	4	Christian Hackenberg	2014
6.	2	Kerry Collins	1994
2	2	Daryll Clark	2009

**200-YARD PASSING GAMES, CAREER**

<b>1.</b>	<b>26</b>	<b>Trace McSorley</b>	<b>2015-pres.</b>
2.	21	Christian Hackenberg	2013-15
3.	18	Matt McGloin	2009-12
4.	16	Kerry Collins	1991-94
16	16	Zack Mills	2001-04
6.	14	Daryll Clark	2006-09
7.	11	Chuck Fusina	1975-78
11	11	Tony Sacca	1988-91
11	11	Anthony Morelli	2004-07
10.	9	Todd Blackledge	1980-82
9	9	Wally Richardson	1992, 94-96

**200-YARD PASSING GAMES, SEASON**

1.	11	Matt McGloin	2012
11	11	Trace McSorley	2016
11	11	Trace McSorley	2016
4.	10	Kerry Collins	1994
5.	9	Christian Hackenberg	2013
6.	8	Daryll Clark	2009
7.	7	Todd Blackledge	1982
7	7	Michael Robinson	2005
9.	6	Wally Richardson	1995
6	6	Mike McQueary	1997
--	<b>4</b>	<b>Trace McSorley</b>	<b>2018</b>

**PASS COMPLETIONS, CAREER**

1.	693	Christian Hackenberg	2013-15
<b>2.</b>	<b>691</b>	<b>Trace McSorley</b>	<b>2015-pres.</b>
3.	606	Zack Mills	2001-04
4.	513	Matt McGloin	2009-12
5.	460	Anthony Morelli	2004-07
6.	444	Daryll Clark	2006-09
7.	401	Tony Sacca	1988-91
8.	378	Wally Richardson	1992, 94-96
9.	371	Chuck Fusina	1975-78
10.	370	Kerry Collins	1991-94

**PASS COMPLETIONS, SEASON**

1.	284	Trace McSorley	2017
2.	270	Matt McGloin	2012
270	270	Christian Hackenberg	2014
4.	234	Anthony Morelli	2007
5.	232	Daryll Clark	2009
6.	231	Christian Hackenberg	2013
7.	224	Trace McSorley	2016

# 28 2018 PENN STATE FOOTBALL

## RECORD WATCH

### PASS COMPLETIONS, GAME

1.	35	Matt McGloin vs. Northwestern	2012
2.	34	Christian Hackenberg vs. Boston Coll.	2014
3.	33	Wally Richardson vs. Wisconsin	1995
4.	32	Christian Hackenberg vs. UCF	2014
	32	<i>Trace McSorley vs. Washington</i>	2017
6.	31	Christian Hackenberg vs. Ohio State	2014
	31	<i>Trace McSorley at Iowa</i>	2017
8.	30	Christian Hackenberg at Indiana	2013
9.	29	Zack Mills vs. Purdue	2004
29		Daryll Clark vs. Akron	2009

### PASS ATTEMPTS, CAREER

1.	1235	Christian Hackenberg	2013-15
2.	<b>1160</b>	<b>Trace McSorley</b>	<b>2015-pres.</b>
3.	1082	Zack Mills	2001-04
4.	894	Matt McGloin	2009-12
5.	824	Tony Sacca	1988-91
6.	821	Anthony Morelli	2004-07
7.	814	Zack Mills	2001-04
8.	738	Daryll Clark	2006-09
9.	692	Wally Richardson	1992, 94-96
10.	665	Chuck Fusina	1975-78

### PASS ATTEMPTS, SEASON

1.	484	Christian Hackenberg	2014
2.	446	Matt McGloin	2012
3.	427	<i>Trace McSorley</i>	2017
4.	402	Anthony Morelli	2007
5.	392	Christian Hackenberg	2013
6.	387	<i>Trace McSorley</i>	2016
7.	386	Anthony Morelli	2006
8.	381	Daryll Clark	2009
9.	359	Christian Hackenberg	2015
10.	335	Wally Richardson	1995
--	<b>306</b>	<b>Trace McSorley</b>	<b>2018</b>

### PASS ATTEMPTS, GAME

1.	55	Christian Hackenberg at Indiana	2013
2.	54	Kerry Collins at BYU	1992
3.	51	Rashard Casey vs. Iowa	2000
51		Matt McGloin vs. Northwestern	2012
5.	50	Christian Hackenberg vs. Boston Coll.	2014
6.	49	Zack Mills vs. Purdue	2004
49		Christian Hackenberg vs. Ohio State	2014
8.	48	Wally Richardson vs. Wisconsin	1995
48		Matt McGloin vs. Ohio	2012
48		<i>Trace McSorley at Iowa</i>	2017
11.	47	Christian Hackenberg vs. UCF	2014
47		<i>Trace McSorley at Michigan State</i>	2017

### PASSING TOUCHDOWNS, CAREER BIG TEN

1.	104	J.T. Barrett, OSU	2014-17
2.	90	Drew Brees, PUR	1997-00
3.	87	Chad Henne, MICH	2004-07
4.	74	Chuck Long, IOWA	1981-85
		<b>Trace McSorley, PSU</b>	<b>2015-pres.</b>
6.	73	Gary Nova, RU#	2011-14
7.	72	John Navarre, MICH	2000-03
		Adam Weber, MINN	2007-10
9.	71	Mark Herrmann, PUR	1977-80
		Elvis Grbac, MICH	1989-92
		Connor Cook, MSU	2012-15

# - includes statistics prior to joining Big Ten

### PASSING TOUCHDOWNS, CAREER

1.	<b>74</b>	<b>Trace McSorley</b>	<b>2015-pres.</b>
2.	48	Christian Hackenberg	2013-15
3.	46	Matt McGloin	2009-12
4.	43	Daryll Clark	2006-09
5.	41	Todd Blackledge	1980-82
	41	Tony Sacca	1988-91
	41	Zack Mills	2001-04
8.	39	Kerry Collins	1991-94
9.	37	Chuck Fusina	1975-78
10.	31	Anthony Morelli	2004-07

### PASSING TOUCHDOWNS, SEASON BIG TEN

1.	39	Drew Brees, PUR	1998
2.	35	J.T. Barrett, OSU	2017
3.	34	J.T. Barrett, OSU	2014
4.	33	Russell Wilson, WIS	2011
5.	31	Kyle Orton, PUR	2004
6.	30	Troy Smith, OSU	2006
7.	29	Bobby Hoying, OSU	1995
		Curtis Painter, PUR	2007
		<i>Trace McSorley, PSU</i>	2016
10.	28	Kellen Lewis, IND	2007
		<i>Trace McSorley, PSU</i>	2017

### PASSING TOUCHDOWNS, SEASON

1.	29	<i>Trace McSorley</i>	2016
2.	28	<i>Trace McSorley</i>	2017
3.	24	Daryll Clark	2009
	24	Matt McGloin	2012
5.	22	Todd Blackledge	1982
6.	21	Tony Sacca	1991
	21	Kerry Collins	1994
8.	20	Christian Hackenberg	2013
9.	19	Doug Strang	1983
	19	Anthony Morelli	2007
	19	Daryll Clark	2008
--	<b>15</b>	<b>Trace McSorley</b>	<b>2018</b>

### PASSING TOUCHDOWNS, GAME

1.	5	Tony Sacca vs. Georgia Tech	1991
5		Rashard Casey vs. La. Tech	2000
3.	4	Tom Sherman vs. Pittsburgh	1967
4		Chuck Fusina vs. Syracuse	1978
4		Todd Blackledge vs. Temple	1982
4		Todd Blackledge vs. Maryland	1982
4		Todd Blackledge vs. Rutgers	1982
4		John Sacca vs. Minnesota	1993
4		Kerry Collins vs. Rutgers	1993
4		Wally Richardson vs. Auburn	1995
4		Zack Mills vs. Iowa	2002
4		Michael Robinson at Illinois	2005
4		Anthony Morelli vs. Buffalo	2007
4		Daryll Clark vs. Michigan State	2008
4		Matt McGloin vs. Northwestern	2010
4		Matt McGloin vs. Navy	2012
4		Matt McGloin vs. Indiana	2012
4		Christian Hackenberg at Wisconsin	2013
4		Christian Hackenberg vs. Boston Coll.	2014
4		<i>Trace McSorley vs. Michigan State</i>	2016
4		<i>Trace McSorley vs. Wisconsin</i>	2016
4		<i>Trace McSorley vs. USC</i>	2016
4		<i>Trace McSorley vs. Georgia State</i>	2017

### PASSING TD PERCENTAGE, CAREER

1.	9.14	Elwood Petchel	1946-48
2.	7.67	Tom Shuman	1972-74
3.	7.17	Mike McQueary	1994-97
4.	6.76	Galen Hall	1959-61
	6.76	Pete Liske	1961-63
	6.48	John Sacca	1992-93
7.	<b>6.38</b>	<b>Trace McSorley</b>	<b>2015-pres.</b>
8.	6.37	John Hufnagel	1970-72
9.	6.23	Todd Blackledge	1980-82
10.	5.94	Kerry Collins	1991-94

### PASSING TD PERCENTAGE, SEASON

1.	8.08	Tom Shuman	1973
2.	7.95	Kerry Collins	1994
3.	7.85	Kevin Thompson	1999
4.	7.53	Todd Blackledge	1982
5.	7.49	<i>Trace McSorley</i>	2016
6.	7.41	Pete Liske	1962
7.	7.35	John Hufnagel	1971
8.	7.34	Doug Strang	1983
9.	7.19	Tony Sacca	1991
10.	6.94	John Hufnagel	1972

### COMPLETION PERCENTAGE, CAREER

(Min. 200 Attempts)			
1.	.602 (444-738)	Daryll Clark	2006-09
2.	<b>.596 (691-1160)</b>	<b>Trace McSorley</b>	<b>2015-pres.</b>
3.	.574 (513-894)	Matt McGloin	2009-12
4.	.563 (370-657)	Kerry Collins	1991-94
5.	.561 (693-1235)	Christian Hackenberg	2013-14
6.	.560 (606-1082)	Zack Mills	2001-04
7.	.560 (460-821)	Anthony Morelli	2004-07
8.	.559 (371-664)	Chuck Fusina	1975-78
9.	.557 (171-307)	Mike McQueary	1995-97
10.	.551 (225-408)	John Hufnagel	1970-72

### COMPLETION PERCENTAGE, SEASON

(Min. 100 Attempts)			
1.	.667 (176-264)	Kerry Collins	1994
2.	.665 (224-387)	<i>Trace McSorley</i>	2017
3.	.632 (86-136)	John Hufnagel	1971
4.	.609 (192-321)	Daryll Clark	2009
5.	.605 (270-446)	Matt McGloin	2012
6.	.598 (192-321)	Daryll Clark	2008
7.	.589 (231-392)	Christian Hackenberg	2013
8.	.582 (234-402)	Anthony Morelli	2007
9.	.580 (112-193)	Rob Bolden	2010
10.	.579 (224-387)	<i>Trace McSorley</i>	2016

### YARDS PER PASS ATTEMPT, CAREER

1.	8.9	Mike McQueary	1994-97
2.	8.7	John Hufnagel	1970-72
3.	8.1	Chuck Fusina	1975-78
	8.1	Kerry Collins	1991-94
	<b>8.1</b>	<b>Trace McSorley</b>	<b>2015-pres.</b>
6.	7.9	Tom Shuman	1972-74
7.	7.8	Daryll Clark	2006-09
8.	7.5	Kevin Thompson	1996-99
	7.5	Tom Sherman	1965-67
10.	7.3	Todd Blackledge	1980-82

### YARDS PER PASS ATTEMPT, SEASON

(Min. 100 attempts)			
1.	10.1	Kerry Collins	1994
2.	9.4	John Hufnagel	1972
3.	9.3	<i>Trace McSorley</i>	2016
4.	9.0	Chuck Fusina	1977
5.	8.7	John Hufnagel	1971
	8.7	Mike McQueary	1997
7.	8.5	Tom Shuman	1973
	8.5	Tony Sacca	1991
9.	8.4	<i>Trace McSorley</i>	2017
10.	8.1	Daryll Clark	2008

### YARDS PER COMPLETION, CAREER

(Min. 200 attempts)			
1.	16.0	Mike McQueary	1995-97
2.	15.9	Tom Sherman	1965-67
3.	15.8	John Hufnagel	1970-72
4.	15.4	Tom Shuman	1972-74
5.	14.7	Doug Strang	1981-84
6.	14.6	Tony Sacca	1988-91
7.	14.5	Chuck Fusina	1975-78
8.	14.3	Kerry Collins	1991-94
9.	14.2	Michael Robinson	2002-05
10.	14.2	Tom Bill	1987-90
11.	14.1	Todd Blackledge	1980-82
12.	14.1	Kevin Thompson	1996-99
13.	13.9	John Sacca	1991-93
14.	13.7	Chuck Burkhardt	1967-69
15.	13.6	John Andress	1974-76
	<b>13.6</b>	<b>Trace McSorley</b>	<b>2015-pres.</b>

### YARDS PER COMPLETION, SEASON

(Min. 100 attempts)			
1.	17.7	John Hufnagel	1972
2.	16.6	Tom Shuman	1973
3.	16.1	<i>Trace McSorley</i>	2016
4.	15.6	Chuck Fusina	1977
5.	15.5	Tom Sherman	1967
6.	15.3	Tony Sacca	1990
7.	15.2	Kerry Collins	1994
	15.2	Tony Sacca	1988
9.	15.1	Mike McQueary	1997
10.	15.0	Todd Blackledge	1981

### PASSING EFFICIENCY, CAREER

(Min. 200 attempts)			
1.	145.6	Mike McQueary	1994-97
2.	<b>144.7</b>	<b>Trace McSorley</b>	<b>2015-pres.</b>
3.	140.8	John Hufnagel	1970-72
4.	140.4	Daryll Clark	2006-09
5.	137.3	Kerry Collins	1991-94
6.	132.7	Chuck Fusina	1975-78
7.	128.3	Matt McGloin	2009-12
8.	128.0	Tom Shuman	1972-74
9.	127.7	Pete Liske	1961-63
10.	125.0	John Sacca	1991-93

### PASSING EFFICIENCY, SEASON

(Min. 100 attempts)			
1.	172.9	Kerry Collins	1994
2.	156.9	<i>Trace McSorley</i>	2016
3.	153.7	<i>Trace McSorley</i>	2017
4.	151.8	John Hufnagel	1971
5.	149.8	Tony Sacca	1991
6.	148.0	John Hufnagel	1972
7.	146.4	Chuck Fusina	1977
8.	145.0	Mike McQueary	1997
9.	143.7	Tom Shuman	1973
10.	143.4	Daryll Clark	2008

### INT. PERCENTAGE, CAREER

1.	2.02	Wally Richardson	1992, 94-96
2.	<b>2.07</b>	<b>Trace McSorley</b>	<b>2015-pres.</b>
3.	2.10	Matt McGloin	2009-12
4.	2.14	Anthony Morelli	2004-07
5.	2.17	Daryll Clark	2006-09
6.	2.31	John Sacca	1992-93
	2.31	Anthony Morelli	2004-07
8.	2.51	Christian Hackenberg	2013-15
9.	2.82	Pete Liske	1961-63
10.	2.83	Rashard Casey	1997-2000

### INT. PERCENTAGE, SEASON

(Min. 100 attempts)			
1.	1.12	Matt McGloin	2012
2.	1.46	Kerry Collins	1992
3.	1.67	Christian Hackenberg	2015
4.	1.71	Tony Sacca	1991
5.	1.79	Wally Richardson	1995
6.	1.86	Daryll Clark	2008
7.	1.94	John Sacca	1992
8.	1.96	John Shaffer	1986
	<b>1.96</b>	<b>Trace McSorley</b>	<b>2018</b>
10.	2.07	<i>Trace McSorley</i>	2016
	2.07	Anthony Morelli	2006

### WINNING PERCENTAGE AS STARTING QB, CAREER

(Min. 10 starts)				
1.	1.000	22-0	Chuck Burkhardt	1968-69
2.	.962	25-1	John Shaffer	1984-86
3.	.917	22-2	Tom Shuman	1972-74
4.	.897	26-3	John Hufnagel	1970-72
5.	.879	29-4	Todd Blackledge	1980-82
6.	.871	27-4	Chuck Fusina	1976-78
7.	.846	22-4	Daryll Clark	2006-09
8.	.808	21-5	Kerry Collins	1994-97
	.808	21-5	Wally Richardson	1992, 94-96
10.	<b>.789</b>	<b>30-8</b>	<b>Trace McSorley</b>	<b>2015-pres.</b>

### WINS AS A STARTING QB, CAREER

1.	<b>30</b>	<b>Trace McSorley</b>	<b>2015-pres.</b>
2.	29		

RECORD WATCH

RECEIVING

**RECEIVING YARDAGE, CAREER**

1.	3026	Bobby Engram	1991-93-95
2.	2842	DaeSean Hamilton	2014-17
3.	2771	Deon Butler	2005-08
4.	2479	Allen Robinson	2011-13
...			
16.	1520	Freddie Scott, WR	1993-95
17.	1481	Mike Gesicki, TE	2014-17
18.	1437	Chafie Fields, WR	1996-99
19.	1343	Ted Kwalick, TE	1966-68
20.	1263	Scott Fitzkee, WR	1975-78
21.	1222	David Daniels	1988-90
22.	1195	Saquon Barkley, RB	2015-17
23.	1181	Geno Lewis	2013-15
24.	1146	Andrew Quarless	2006-09
25.	1135	<b>DeAndre Thompkins 2014-pres.</b>	
26.	1132	Eddie Drummond	1998-2001
27.	1064	<b>Juwan Johnson 2016-pres.</b>	
28.	1058	Jimmy Cefalo	1974-77
29.	1047	Justin Brown	2009-11
30.	1038	Dan Natale, TE	1972-74

**RECEPTIONS, CAREER**

1.	214	DaeSean Hamilton	2014-17
2.	179	Deon Butler	2005-08
3.	177	Allen Robinson	2011-13
...			
14.	108	Terry Smith	1988-91
15.	107	Tony Johnson	2000-03
16.	102	Saquon Barkley, RB	2015-17
17.	94	Joe Jurevicius	1994-97
18.	93	Freddie Scott	1993-95
19.	90	Geno Lewis	2013-15
20.	88	Chafie Fields	1996-99
	88	Tony Hunt, RB	2003-06
--	77	<b>Juwan Johnson 2016-pres.</b>	
--	76	<b>DeAndre Thompkins 2014-pres.</b>	

**RECEPTIONS, SEASON**

1.	97	Allen Robinson	2013
2.	82	DaeSean Hamilton	2014
3.	77	Allen Robinson	2012
4.	69	Chris Godwin	2015
5.	63	O.J. McDuffie	1992
	63	Bobby Engram	1995
7.	59	Chris Godwin	2016
8.	57	Mike Gesicki, TE	2017
9.	55	Terry Smith	1991
	55	Derrick Williams	2007
	55	Geno Lewis	2014
12.	54	<i>Juwan Johnson</i>	2017
	54	Saquon Barkley, RB	2017
14.	53	Derek Moye	2010
	53	DaeSean Hamilton	2017

TOTAL OFFENSE/ALL-PURPOSE

**TOTAL OFFENSE, CAREER BIG TEN**

1.	12697	J.T. Barrett, OSU	2014-2017
2.	12692	Drew Brees, PUR	1997-2000
3.	11790	Adam Weber, MIN	2007-10
4.	11576	Brett Basanez, NU	2002-05
5.	11511	Curtis Painter, PUR	2005-08
6.	11364	Antwaan Randle El, IND	1998-2001
7.	10981	<b>Trace McSorley, PSU 2015-pres.</b>	
8.	10745	Denard Robinson, MICH	2009-12
9.	10690	Tommy Armstrong Jr., NEB	2013-16
10.	10634	Nathan Scheelhaese, ILL	2010-13

**TOTAL OFFENSE, CAREER**

	Total	Rush	Pass	
1.	10981	1558	9423	<b>Trace McSorley 2015-pres.</b>
2.	8215	-242	8457	Christian Hackenberg 2013-15
3.	7796	584	7212	Zack Mills 2001-04
4.	6361	619	5742	Daryll Clark 2006-09
5.	6325	-65	6390	Matt McGloin 2009-12
6.	6000	131	5869	Tony Sacca 1988-91
7.	5300	-4	5304	Kerry Collins 1991-94
8.	5168	1637	3531	Michael Robinson 2002-05
9.	5162	-220	5382	Chuck Fusina 1975-78
10.	5154	-121	5275	Anthony Morelli 2004-07

**TOTAL OFFENSE, SEASON**

	Total	Rush	Pass	
1.	4061	491	5370	<i>Trace McSorley 2017</i>
2.	3979	212	3614	<i>Trace McSorley 2016</i>
3.	3220	-51	3271	Matt McGloin 2012
4.	3214	211	3003	Daryll Clark 2009
5.	3156	806	2350	Michael Robinson 2005
6.	2887	-68	2955	Christian Hackenberg 2013
7.	2883	-94	2977	Christian Hackenberg 2014
8.	2874	282	2592	Daryll Clark 2008
9.	2713	659	2054	<b>Trace McSorley 2018</b>
10.	2660	-19	2679	Kerry Collins 1994

**TOTAL OFFENSE, GAME**

Total	Rush	Pass		
1.	461	175	286	<b>T. McSorley vs. Ohio State 2018</b>
2.	456	2	454	C. Hackenberg vs. UCF 2014
3.	418	138	280	Z. Mills vs. Ohio State 2001
4.	408	73	335	<i>T. McSorley vs. Minnesota 2016</i>
5.	402	60	342	<i>T. McSorley vs. Washington 2017</i>
6.	398	19	379	M. Robinson vs. Wisconsin 2003
7.	389	-10	399	Z. Mills vs. Iowa 2002
	389	13	376	<i>T. McSorley vs. Michigan St. 2016</i>
9.	383	2	381	<i>T. McSorley at Michigan St. 2017</i>
10.	371	0	371	C. Hackenberg vs. Boston Coll. 2014
	371	46	325	<i>T. McSorley vs. Nebraska 2017</i>

**TDs RESPONSIBLE FOR, CAREER BIG TEN**

1.	147	J.T. Barrett, OSU	2014-17
2.	106	Drew Brees, PUR	1997-2000
3.	101	<b>Trace McSorley, PSU 2015-18</b>	
4.	91	Tommy Armstrong Jr, NEB	2013-16
	91	Denard Robinson, MICH	2009-12
6.	90	Chad Henne, MICH	2004-07
7.	88	Braxton Miller, OSU	2011-15
8.	87	Antwaan Randle El, IND	1998-2001
9.	85	Art Schlichter, OSU	1978-81
10.	84	Montee Ball, WIS	2009-12

**TDs RESPONSIBLE FOR, CAREER**

1.	101	<b>Trace McSorley 2015-pres.</b>	
2.	65	Daryll Clark	2006-09
3.	55	Christian Hackenberg	2013-15
4.	54	Saquon Barkley	2015-17
5.	53	Matt McGloin	2009-12
	53	Zack Mills	2001-04
7.	51	Todd Blackledge	1980-82
8.	47	Tony Sacca	1988-91
9.	46	Michael Robinson	2002-05
10.	43	Chuck Fusina	1975-78

**TDs RESPONSIBLE FOR, SEASON**

1.	39	<i>Trace McSorley 2017</i>
2.	36	<i>Trace McSorley 2016</i>
3.	31	Daryll Clark 2009
4.	29	Daryll Clark 2008
	29	Matt McGloin 2012
	29	Lydell Mitchell 1971
7.	28	Michael Robinson 2005
8.	25	Todd Blackledge 1982
	25	Tony Sacca 1991
10.	24	Christian Hackenberg 2013
	24	Doug Strang 1983
	24	Saquon Barkley 2017
	24	<b>Trace McSorley 2018</b>

**TOTAL OFFENSE YARDS PER PLAY, CAREER**

1.	7.42	Kerry Collins	1991-94
2.	7.34	Mike McQueary	1995-97
3.	7.16	Ki-Jana Carter	1992-94
4.	6.92	Tom Shuman	1972-74
5.	6.85	Daryll Clark	2005-09
	6.85	<b>Trace McSorley 2015-pres.</b>	
7.	6.66	John Hufnagel	1970-72
8.	6.59	Chuck Fusina	1975-78
9.	6.42	Larry Johnson	1998-02
10.	6.41	Matt McGloin	2009-12

**TOTAL OFFENSE YARDS PER PLAY, SEASON**

1.	9.64	Kerry Collins	1994
2.	8.19	Tom Shuman	1973
3.	7.88	Chuck Fusina	1977
4.	7.77	Ki-Jana Carter	1994
5.	7.70	Larry Johnson	2002
	7.47	<i>Trace McSorley 2016</i>	
6.	7.18	Daryll Clark	2008
8.	7.12	John Hufnagel	1971
9.	7.11	<i>Trace McSorley 2017</i>	
10.	7.09	Mike McQueary	1997

**TOUCHDOWNS, CAREER**

1.	53	Saquon Barkley	2015-17
2.	41	Lydell Mitchell	1969-71
3.	38	Curtis Enis	1995-97
4.	36	Larry Johnson	1999-2002
5.	34	Ki-Jana Carter	1992-94
6.	33	Curt Warner	1979-82
7.	32	Charlie Pittman	1967-69
	32	Bobby Engram	1991, 93-95
	32	Evan Royster	2007-10
10.	31	Ritche Anderson	1989-92
11.	30	John Cappelletti	1972-73
12.	29	DJ Dozier	1983-86
	29	Matt Suhey	1976-79
14.	28	Tony Hunt	2003-06
15.	27	Kenny Jackson	1980-83
	27	Eric McCoo	1998-01
	27	<b>Trace McSorley 2015-pres.</b>	

**PUNT RETURNS**

**PUNT RETURN AVERAGE, CAREER**

(Min. 15 returns)

1.	17.6	Ron Younker	1953-54
2.	16.5	Wally Triplett	1946-48
3.	15.9	Don Jonas	1958-61
...			
14.	12.6	O.J. McDuffie	1988-92
15.	12.0	Matt Suhey	1976-79
16.	11.9	Chris Campbell	1994-96
17.	11.1	Bobby Engram	1991,93-95
	11.1	Devon Smith	2009-11
19.	11.0	Derrick Williams	2005-08
20.	10.9	Michael Timpson	1985-88
--	10.2	<b>DeAndre Thompkins 2014-pres.</b>	

**PUNT RETURN AVERAGE, SEASON**

(Min. 6 returns)

1.	21.4	Don Jonas	1960
2.	19.2	Gary Hayman	1973
3.	17.5	Lenny Moore	1953
4.	17.0	Shorty Miller	1912
5.	16.1	Ron Younker	1954
6.	16.0	Bob Pollard	1951
7.	15.7	Dick Hoak	1959
8.	15.2	Matt Suhey	1978
9.	14.6	O.J. McDuffie	1989
10.	14.2	Mike Irwin	1965
11.	13.7	Jimmy Cefalo	1977
12.	13.6	Dennis Onkotz	1969
13.	13.3	<i>DeAndre Thompkins 2017</i>	
14.	13.3	O.J. McDuffie	1992
15.	13.1	Tisen Thomas	1990

**PUNT RETURN YARDS, CAREER**

1.	1171	Bruce Branch	1997-01
2.	1059	O.J. McDuffie	1988-92
3.	812	Calvin Lowry	2002-05
4.	786	Bobby Engram	1991, 93-95
5.	724	Derrick Williams	2005-08
6.	717	Gary Hayman	1972-73
7.	675	<b>DeAndre Thompkins 2014-pres.</b>	
8.	671	Kevin Baugh	1980-83
9.	650	Jim Coates	1984-87
10.	619	Dennis Onkotz	1967-69

**PUNT RETURN YARDS, SEASON**

1.	528	Bryant Johnson	2002
2.	464	Bruce Branch	1999
3.	446	Bruce Branch	1998
4.	442	Gary Hayman	1973
5.	402	Bobby Engram	1993
6.	398	O.J. McDuffie	1992
7.	380	Tisen Thomas	1990
8.	358	O.J. McDuffie	1991
9.	340	Calvin Lowry	2005
10.	325	Dennis Onkotz	1969
11.	319	<i>DeAndre Thompkins 2017</i>	

**PUNT RETURNS, CAREER**

1.	109	Bruce Branch	1997-01
2.	86	Jim Coates	1984-87
3.	86	Calvin Lowry	2002-05
4.	84	O.J. McDuffie	1988-92
5.	71	Bobby Engram	1991, 93-95
6.	66	Derrick Williams	2005-08
	66	<b>DeAndre Thompkins 2014-pres.</b>	
8.	62	Kevin Baugh	1980-83
9.	56	Gary Hayman	1972-73
10.	50	Jesse Della Valle	2010-14

KICK RETURNS

**KICK RETURN AVERAGE, CAREER**

(Min. 15 returns)

1.	29.6	Larry Joe	1946-48
2.	28.8	Curt Warner	1979-82
3.	28.4	Charlie Pittman	1967-69
4.	27.8	Saquon Barkley	2015-17
5.	26.9	Gary Hayman	1972-73
6.	26.3	Blair Thomas	1985-87, 89
7.	26.0	<b>KJ Hamler 2018-pres.</b>	
8.	25.7	Roger Kochman	1959-62
9.	25.6	Chaz Powell	2008-11
10.	24.6	Lydell Mitchell	1969-71
11.	24.4	Shelly Hammonds	1990-93
12.	24.3	Lenny Moore	1953-55
13.	24.2	Gary Brown	1987-90
14.	24.0	A.J. Wallace	2006-09
15.	23.6	Richie Anderson	1989, 91-92
	23.6	<b>Nick Scott 2014-pres.</b>	

**KICK RETURN AVERAGE, SEASON**

(Min. 8 returns)

1.	43.0	Gary Brown	1990
2.	35.0	Curt Warner	1980
3.	32.6	Larry Joe	1947
4.	31.9	Blair Thomas	1986
5.	29.6	Gary Hayman	1973
	29.6	Rodney Kinlaw	2005
7.	29.0	Curt Warner	1979
8.	28.8	Chaz Powell	2008
9.	28.7	Charlie Pittman	1967
10.	28.4	Saquon Barkley	2017
11.	28.0	Rich Mauti	1975
12.	27.4	Bob Riddle	1965
13.	27.1	Chaz Powell	2011
14.	26.7	Larry Johnson	2001
15.	26.5	Shelly Hammonds	1993
16.	26.4	A.J. Wallace	2007
17.	26.3	Paul Johnson	1969
18.	26.0	<b>KJ Hamler 2018</b>	
19.	25.8	Derrick Williams	2008
20.	25.6	Lydell Mitchell	1970

**KICKOFF RETURN YARDS, CAREER**

1.	1866	Chaz Powell	2007-11
2.	1506	Kenny Watson	1996-2000
3.	1347	Larry Johnson	1998-2002
4.	1216	Kevin Baugh	1980-83
5.	1128	A.J. Wallace	2006-09
6.	1127	Jim Coates	1984-87
7.	1095	Derrick Williams	2005-08
8.	922	Curt Warner	1979-82
9.	920	Gary Brown	1987-90
10.	764	<b>Miles Sanders 2016-pres.</b>	
11.	659	Grant Haley	2014-17
12.	658	Blair Thomas	1985-87, 89
13.	627	Rodney Kinlaw	

# 30 2018 PENN STATE FOOTBALL

## RECORD WATCH

### KICKOFF RETURN YARDS, SEASON

1.	733	Chaz Powell	2011
2.	688	Miles Sanders	2016
3.	659	Grant Haley	2014
4.	581	A.J. Wallace	2007
5.	530	Chris Eberly	1997
6.	522	Kenny Watson	1999
7.	515	Derrick Williams	2008
8.	503	Chaz Powell	2010
10.	503	Kevin Baugh	1983
10.	<b>494</b>	<b>KJ Hamler</b>	<b>2018</b>

### KICKOFF RETURNS, CAREER

1.	73	Chaz Powell	2007-11
2.	67	Kenny Watson	1996-00
3.	62	Kevin Baugh	1980-83
4.	59	Larry Johnson	1998-02
5.	51	Jim Coates	1984-87
6.	50	Derrick Williams	2005-08
7.	47	A.J. Wallace	2006-09
8.	38	Gary Brown	1987-90
38	<b>Miles Sanders</b>	<b>2016-pres.</b>	
10.	32	Grant Haley	2014-17
32	Curt Warner	1979-82	
12.	28	Rodney Kinlaw	2004-07
13.	26	Stephen Pitts	1992-95
14.	25	Blair Thomas	1985-87,89
25	Rich Mauti	1974-76	
25	Chris Eberly	1995-98	
25	Leroy Thompson	1987-90	
25	Shelly Hammonds	1990-93	
--	<b>24</b>	<b>Koa Farmer</b>	<b>2015-pres.</b>
--	<b>19</b>	<b>KJ Hamler</b>	<b>2018-pres.</b>

### KICKOFF RETURNS, SEASON

1.	33	Miles Sanders	2016
2.	32	Grant Haley	2014
3.	27	Chaz Powell	2011
4.	26	Kevin Baugh	1983
5.	22	Gary Brown	1988
22	Geno Lewis	2013	
22	Chris Eberly	1997	
22	A.J. Wallace	2007	
22	Kenny Watson	1999	
10.	21	Chaz Powell	2010
11.	20	Derrick Williams	2008
12.	<b>19</b>	<b>KJ Hamler</b>	<b>2018</b>
13.	18	Larry Johnson	2000
18	Kevin Baugh	1982	
18	Koa Farmer	2015	

## PUNTING

### PUNTING AVERAGE, CAREER

(Min. 50 punts)			
1.	43.13	Jeremy Boone	2007-09
2.	<b>43.08</b>	<b>Blake Gillikin</b>	<b>2016-pres.</b>
3.	43.00	George Reynolds	1980-83
4.	41.84	Pat Pidgeon	1996-99
5.	41.79	Ralph Giacomarro	1979-82
6.	41.74	Jeremy Kapinos	2003-06
7.	41.73	Anthony Fera	2010-11
8.	41.71	John Bruno Jr.	1984-86
9.	40.50	Chris Clauss	1987
10.	39.95	David Royer	1999-2002

### PUNTING AVERAGE, SEASON

(Minimum 30 punts)			
1.	43.55	Ralph Giacomarro	1981
2.	43.32	Jeremy Boone	2009
3.	43.31	Ralph Giacomarro	1980
43.31	<b>Blake Gillikin</b>	<b>2018</b>	
5.	43.15	Blake Gillikin	2017
6.	43.03	Jeremy Boone	2008
7.	43.02	Jeremy Boone	2007
8.	42.92	John Bruno Jr.	1985
9.	42.80	Blake Gillikin	2016
10.	42.63	George Reynolds	1983

### PUNTING AVERAGE, GAME

(Minimum 4 punts)			
1.	54.75	Ralph Giacomarro at Syracuse	1981
2.	52.40	Bob Campbell vs. Miami (Fla.)	1968
3.	52.00	Jeremy Kapinos vs. Purdue	2004
4.	51.40	Jeremy Boone vs. Texas A&M	2007
5.	51.00	Doug Helkowski vs. Texas	1990
6.	50.80	Blake Gillikin vs. USC	2016
7.	50.50	Jeremy Kapinos at Ohio State	2004
50.50	Jeremy Kapinos at Ohio State	2006	
9.	49.50	Jeremy Boone at Illinois	2009
10.	48.80	Chris Gulla vs. Akron	2014
11.	48.67	Jeremy Kapinos vs. Boston College	2003
48.67	<b>Blake Gillikin vs. Rutgers</b>	<b>2018</b>	
13.	48.50	Chris Bahr vs. Alabama	1975
14.	48.40	Ralph Giacomarro vs. Miami (Fla.)	1980
15.	48.25	Ralph Giacomarro vs. Alabama	1981
48.25	Ralph Giacomarro vs. Pittsburgh	1982	

### LONGEST PUNTS

1.	89	Coop French at Iowa	1930
2.	78	Jeremy Kapinos at Ohio State	2004
3.	76	Chris Clauss vs. Rutgers	1987
4.	74	Anthony Fera at Iowa	2010
74	<b>Blake Gillikin at Michigan</b>	<b>2018</b>	
6.	73	Milt Plum at Ohio State	1956
7.	71	Joe Colone at Syracuse	1946
8.	71	John Bruno Jr. vs. Boston Coll.	1985
9.	70	Coop French at Iowa	1930
70	Joe Colone at Syracuse	1946	
70	Jeremy Kapinos vs. Purdue	2004	
70	Jeremy Boone at Illinois	2007	
70	<b>Blake Gillikin at Rutgers</b>	<b>2018</b>	
14.	69	Bob Parsons at Colorado	1970
69	Anthony Fera vs. Purdue	2011	
69	Blake Gillikin at Pitt	2016	
17.	68	Jeremy Kapinos at Ohio State	2006
68	Jeremy Boone at Indiana	2007	
19.	67	Joe Colone vs. Navy	1947
67	Art Betts vs. Michigan State	1951	
67	Wayne Corbett at Pittsburgh	1965	
67	<b>Blake Gillikin at Rutgers</b>	<b>2018</b>	
23.	66	Frank Hershey vs. Maryland	1964
66	Jeremy Boone at Illinois	2009	
66	Alex Butterworth vs. Michigan	2013	
26.	65	W.G. Cooper vs. Villanova	1935
65	Tom Cherry vs. UCLA	1967	
65	Bob Parsons vs. Colorado	1969	
65	Blake Gillikin vs. USC	2016	

## SCORING

### SCORING, CAREER

Points	TD	PAT	FG		
1.	425	1	*183	78	Kevin Kelly 2005-08
2.	318	53	0	0	Saquon Barkley 2015-17
3.	282	0	132	50	Craig Fayak 1990-93
4.	276	0	141	45	Brett Conway 1993-96
5.	271	0	109	54	Sam Ficken 2011-14
6.	261	0	144	39	Tyler Davis 2015-17
7.	258	0	117	47	Travis Forney 1996-99
8.	246	41	0	0	Lydell Mitchell 1969-71
9.	232	0	115	39	Robbie Gould 2001-04
10.	230	38	**0	0	Curtis Enis 1995-97
11.	218	36	**0	0	Larry Johnson 1999-2002
12.	206	0	86	40	Massimo Manca 1982, 84-86
13.	204	34	0	0	Ki-Jana Carter 1992-94
14.	198	33	0	0	Curt Warner 1979-82
15.	193	0	85	36	Collin Wagner 2006-10
16.	192	32	0	0	Charlie Pittman 1967-69
192	32	0	0	0	Bobby Engram 1991, 93-95
192	32	0	0	0	Evan Royster 2006-10
19.	191	0	74	39	Matt Bahr 1976-78
20.	190	0	76	38	Nick Gancitano 1981-84
--	<b>162</b>	<b>27</b>	<b>0</b>	<b>0</b>	<b>Trace McSorley 2015-pres.</b>

\*2-pt conversion run; \*\*2-pt conversion reception

## DEFENSE

### SACKS, CAREER (Since 1975)

1.	33	Courtney Brown	1996-99
2.	30	Larry Kubin	1977-80
3.	25.5	Shane Conlan	1983-86
25.5	Michael Haynes	1999-2002	
5.	24.5	Tyoka Jackson	1990-93
6.	22	Matt Millen	1976-79
7.	21	Todd Atkins	1992-95
8.	20	Rich McKenzie	1989-92
20	Anthony Zettel	2012-15	
10.	19	Bruce Clark	1976-79
19	LaVar Arrington	1997-99	
19	Jay Alford	2003-06	
13.	18	Don Graham	1983-86
18	Bob White	1983-86	
15.	17.5	Carl Nassib	2012-15
--	<b>14.0</b>	<b>Shareef Miller</b>	<b>2015-pres.</b>

### SACKS, SEASON (Since 1975)

1.	15.5	Carl Nassib	2015
2.	15	Michael Haynes	2002
15	Larry Kubin	1979	
4.	13.5	Courtney Brown	1999
5.	12.5	Maurice Evans	2007
6.	12	Aaron Maybin	2008
12	Larry Kubin	1978	
8.	11.5	Courtney Brown	1998
11.5	Shane Conlan	1983	
10.	11	Tamba Hali	2005
11	Mark D'Onofrio	1989	
11	Terry Killens	1995	
13.	10	Brad Sciole	1998
14.	9.5	Tyoka Jackson	1991
15.	9	LaVar Arrington	1999
9	Don Graham	1986	
9	Justin Kurpeikis	1999	
9	Matt Millen	1978	
--	<b>8</b>	<b>Yetur Gross-Matos</b>	<b>2018</b>
--	<b>7</b>	<b>Shareef Miller</b>	<b>2018</b>
--	<b>6.5</b>	<b>Robert Windsor</b>	<b>2018</b>
--	<b>5</b>	<b>Shaka Toney</b>	<b>2018</b>

### TACKLES FOR LOSS, CAREER (Since 1975)

1.	70	Courtney Brown	1996-99
2.	51	Brandon Short	1996-99
3.	45	Larry Kubin	1977-80
4.	43	Bruce Clark	1976-79
43	Justin Kurpeikis	1997-2000	
6.	42	Michael Haynes	1999-2002
7.	41	Shane Conlan	1983-86
8.	39	LaVar Arrington	1997-99
39	Jimmy Kennedy	1999-2002	
10.	38	Anthony Zettel	2012-15
11.	36	Matt Millen	1976-79
36	Tamba Hali	2002-05	
13.	34	Paul Posluszny	2003-06
34	Dan Connor	2004-07	
15.	33	Anthony Adams	1999-2002
--	<b>29.5</b>	<b>Shareef Miller</b>	<b>2015-pres.</b>

### TACKLES FOR LOSS, SEASON (Since 1975)

1.	29	Courtney Brown	1999
2.	24	Terry Killens	1995
3.	23	Michael Haynes	2002
23	Courtney Brown	1998	
23	Larry Kubin	1979	
6.	21.5	Maurice Evans	2007
7.	21	Tyoka Jackson	1993
8.	20	Bruce Clark	1978
20	Todd Atkins	1994	
20	Aaron Maybin	2008	
20	LaVar Arrington	1999	
12.	19.5	Carl Nassib	2015
13.	18	Justin Kurpeikis	2000
18	Brad Sciole	1998	
18	Todd Atkins	1995	
18	Willie Smith	1994	
18	Brandon Noble	1996	
--	<b>16.5</b>	<b>Yetur Gross-Matos</b>	<b>2018</b>
--	<b>13.5</b>	<b>Shareef Miller</b>	<b>2018</b>

### PASSES DEFENDED, CAREER

1.	76	Derek Bochna (64 pbu, 12 int)	1990-93
2.	60	Brian Miller (48 pbu, 12 int)	1993-96
3.	52	Darren Perry (37 pbu, 15 int)	1988-91
4.	51	Leon Humphries (43 pbu, 8 int)	1988-91
5.	46	Alan Zemaitis (34 pbu, 12 int)	2002-05
6.	44	Duffy Cobbs (35 pbu, 9 int)	1983-86
7.	42	Lee Rubin (34 pbu, 8 int)	1990-93
42	Kim Herring (29 pbu, 13 int)	1993-96	
9.	41	David Macklin (33 pbu, 8 int)	1996-99
10.	39	Willie Thomas (34 pbu, 5 int)	1987-90
11.	36	Sherrod Raigne (27 pbu, 9 int)	1986-89
12.	33	Shell Hammonds (30 pbu, 3 int)	1990-93
13.	31	Reggie Givens (28 pbu, 3 int)	1989-92
31	Eddie Johnson (26 pbu, 5 int)	1985-88	
31	Mark Tate (29 pbu, 2 int)	1993-96	
--	<b>27</b>	<b>Amani Oruwariye (21 pbu, 8 int)</b>	<b>2014-pres.</b>
--	<b>27</b>	<b>John Reid (22 pbu, 5 int)</b>	<b>2015-pres.</b>

### PASSES DEFENDED, SEASON

1.	26	Leon Humphries (24 pbu, 2 int)	1991
2.	24	Brian Miller (19 pbu, 5 int)	1995
24	Lee Rubin (19 pbu, 5 int)	1991	
4.	22	Alan Zemaitis (18 pbu, 4 int)	2003
22	Darren Perry (15 pbu, 7 int)	1990	
6.	21	Kim Herring (14 pbu, 7 int)	1996
21	Shelly Hammonds (19 pbu, 2 int)	1992	
8.	20	Derek Bochna (16 pbu, 4 int)	1993
20	Darren Perry (14 pbu, 6 int)	1991	
20	Leon Humphries (14 pbu, 6 int)	1990	
20	Derek Bochna (18 pbu, 2 int)	1990	
12.	19	Brian Miller (15 pbu, 4 int)	1994
19	Sherrod Raigne (13 pbu, 6 int)	1989	
19	Herndon Henderson (15 pbu, 4 int)	1989	
19	Duffy Cobbs (16 pbu, 3 int)	1985	
19	Duffy Cobbs (15 pbu, 4 int)	1986	
--	<b>13</b>	<b>Amani Oruwariye (11 pbu, 2 int)</b>	<b>2018</b>
--	<b>10</b>	<b>John Reid (8 pbu, 2 int)</b>	<b>2018</b>

### INTERCEPTIONS, CAREER

1	19	Neal Smith	1967-69
2.	15	Pete Harris	1976-78, 80
15	Darren Perry	1988-91	
4.	13	Kim Herring	1993-96
5.	12	Junior Powell	1961-63
12	Derek Bochna	1990-93	
12	Brian Miller	1993-96	
12	Alan Zemaitis	2002-05	
12	Anthony Scirrotto	2005-08	
10.	11	Don Eyer	1951-53
11	Dennis Onkotz	1967-69	
12.	10	Lenny Moore	1953-55
10	Milt Plum	1954-56	
10	Dick Gingrich	1964-65	
10	Buddy Ellis	1971-73	
10	Ray Isom	1983-86	
17.	9	Mark Robinson	1980-83
9	Sherrod Raigne	1986-89	
9	Calvin Lowry	2002-05	
9	John Skorupan	1970-72	
9	Mike Smith	1968-70	
9	Duffy Cobbs	1983-86	
--	<b>8</b>	<b>Amani Oruwariye</b>	<b>2014-pres.</b>

GAME 1

APP STATE 38



vs.



45 PENN STATE

BEAVER STADIUM  
BTN

SEPT. 1, 2018  
ATTN: 105,232



GAME RECAP

UNIVERSITY PARK, Pa. - A rushing touchdown from Miles Sanders and an interception in the end zone by Amani Oruwariye secured a thrilling 45-38 overtime victory for No. 10/9 Penn State over Appalachian State in front of 105,232 roaring fans in the 2018 opener.

It was the largest crowd for a Penn State season opener since 2008.

Trailing by a touchdown with 1 minute, 39 seconds to go in regulation, quarterback Trace McSorley engineered a touchdown drive to tie the game at 38-38 and force overtime. Penn State went on offense first and handed the ball to Sanders four consecutive times, with his last rush crossing the goal line from 4 yards out. Appalachian State threatened on its offensive possession, converting a fourth-and-1 to earn a fresh set of downs at the 15-yard line, but Oruwariye picked Zac Thomas' first-down pass off in the end zone to end the game. It was the third consecutive season opener in which Oruwariye pulled in an interception.

The Nittany Lions held a 24-10 lead through three quarters, but the Mountaineers stormed back in the fourth quarter, scoring four touchdowns and allowing just one for a 38-31 lead with under two minutes to play.

Penn State responded as redshirt freshman KJ Hamler setup a game-tying touchdown drive with a 52-yard kickoff return out of the end zone, patiently waiting for a lane to develop before bursting down the right sideline. McSorley went to work from the App State 48 with 1:39 on the clock, going 5-for-6 passing - including a fourth-and-2 conversion - and ultimately connected with Hamler for a 15-yard touchdown to tie the score at 38-38 with 42 seconds to play.

Appalachian State missed a 56-yard field goal attempt on its ensuing drive with 15 seconds left on the clock, sending the game to overtime. Penn State got the ball first in the extra session and handed it over Sanders to do all of the work on the ground. Sanders used four carries to rush for 25 yards and a touchdown that put the Nittany Lions ahead 45-38.

After the Mountaineers converted on a fourth down, Thomas heaved a ball into the corner of the end zone, but it was Oruwariye who came down with the pigskin to seal the Penn State victory.

McSorley accounted for three touchdowns, two rushing and one passing, and finished with 283 total offense yards. The senior signal caller connected on 21 of his 36 passing attempts.

Sanders rushed for 91 yards and two touchdowns, including the game-winner. Linebacker Jan Johnson led the Nittany Lion defense with 11 total tackles.

KEYS AND DIFFERENCE MAKERS

Miles Sanders (PSU, RB) and the Ground Game

Making just his second career start, Sanders enjoyed a career game, setting highs in rushing yards (91), attempts (19) and rushing touchdowns (2), not to mention the game-winning score in overtime.

Five of Penn State's six touchdowns scored in the game came on the ground, as McSorley scored two and totaled 53 yards rushing 12 carries. Freshman Ricky Slade added 39 yards on six carries in his debut, including a 27-yard touchdown run late in the third quarter.

Trace McSorley (PSU, QB)

McSorley completed 21-of-36 passes for 230 yards and a touchdown and rushed 12 times for 53 yards and two touchdowns.

KJ Hamler (PSU, WR/KR)

Hamler made an impact in his collegiate debut, catching four passes for a team-high 68 yards and a game-tying touchdown, while also breaking through for 52 yards on his lone kickoff return to setup the game-tying drive with less than two minutes to go in regulation. The redshirt freshman also hauled in a 46-yard reception early in the fourth quarter, which led to a Miles Sanders rushing touchdown and a 31-17 Penn State lead with 11:17 remaining.

Notable Nittany Lions

Wide receiver Juwan Johnson led the Lions with six receptions, totaling 67 yards. He was one of seven receivers that McSorley targeted.

On defense, Johnson made his first career start at middle linebacker and totaled a game- and career-high 11 tackles. In the secondary, safety Nick Scott made a career-best nine tackles and registered his first career sack.

Appalachian State Kickoff Return Touchdown

Penn State scored on the game's opening drive, but App State's Darrynton Evans returned the ensuing kickoff 100 yards for a touchdown. It was the first kickoff return touchdown Penn State had allowed since yielding one at Northwestern in 2015

	1	2	3	4	OT	F
APP	10	0	0	28	0	38
PSU	7	3	14	14	7	45

1st	12:02	PSU	Trace McSorley 12 yd run (Pinegar kick)	7-75/2:58/0-7
	11:48	APP	Darrynton Evans 100 yd kickoff return (Staton kick)	7-7
	4:10	APP	Chandler Staton 38 yd field goal	12-60/6:37/10-7
2nd	0:12	PSU	Jake Pinegar 32 yd field goal	12-77/4:32/10-10
3rd	9:41	PSU	Trace McSorley 10 yd run (Pinegar kick)	8-65/3:22/10-17
	2:41	PSU	Ricky Slade 27 yd run (Pinegar kick)	8-72/3:40/10-24
4th	13:39	APP	Malik Williams 17 yd pass from Thomas (Staton kick)	10-75/4:02/17-24
	11:17	PSU	Miles Sanders 2 yd run (Pinegar kick)	6-75/2:22/17-31
	7:40	APP	Malik Williams 24 yd pass from Thomas (Staton kick)	9-80/3:32/24-31
	6:03	APP	Zac Thomas 1 yd run (Staton kick)	4-53/1:36/31-31
	1:47	APP	Jalin Moore 16 yd run (Staton kick)	4-42/1:12/38-31
	0:42	PSU	KJ Hamler 15 yd pass from McSorley (Pinegar kick)	7-48/0:57/38-38
OT	--	PSU	Miles Sanders 4 yd run (Pinegar kick)	4-25/0:00/38-45

TEAM STATS

	APP	PSU
First Downs	22	24
Rushing Yards	159	205
Passing Yards	292	229
Passing (C-A-Int)	26-39-1	20-35-0
Total Offense	451	434
Plays	76	79
Fumbles (#-Lost)	1-0	0-0
Penalties (#-Yards)	9-100	2-10
Possession Time	32:28	27:32
3rd-Down Conv.	6-16	6-15
Red Zone	3-4	6-6
Touchdowns	3	5
Field goals	0	1

OTHER

Time of Game	3:40
Appalachian State	0-1, 0-0 Sun Belt
Penn State	1-0, 0-0 BIG

INDIVIDUAL STATISTICS

RUSHING

App State-Moore, Jalin 18-88; Thomas, Zac 15-43; Heath, Dominique 1-19; Evans, Darrynton 3-9.

Penn State-Sanders, Miles 19-91; McSorley, Trace 12-53; Slade, Ricky 6-39; Allen, Mark 6-25; TEAM 1-minus 3.

PASSING

App State-Thomas, Zac 25-38-1-270; Derrick, Peyton 1-1-0-22.

Penn State-McSorley, Trace 20-35-0-229.

RECEIVING

App State-Sutton, Corey 6-87; Moore, Jalin 5-36; Williams, Malik 4-66; Hennigan, Thomas 4-28; Heath, Dominique 2-35; Evans, Darrynton 2-10; Virgil, Jalen 1-14; Pearson, Henry 1-8; Papenheim, Devin 1-8.

Penn State-Johnson, Juwan 6-67; Hamler, KJ 3-67; Sanders, Miles 3-20; Allen, Mark 3-18; Holland, Jonathan 2-36; Polk, Brandon 2-19; Dalton, Danny 1-2.


TOP TACKLERS (T-UA-A)

App State-Flory, Anthony 9-3-6; Fehr, Jordan 8-5-3; Duck, Clifton 7-5-2; Hayes, Tae 6-5-1; Davis-Gaither, Akeem 5-2-3; Franklin, Desmond 4-4-0; Godwin, Okon 4-2-2.

Penn State-Johnson, Jan 11-4-7; Scott, Nick 9-5-4; Taylor, Garrett 8-6-2; Oruwariye, Amani 7-7-0; Farmer, Koa 5-3-2; Castro-Fields, Tariq 4-2-2; Brown, Cam 4-2-2; Parsons, Micah 4-0-4.

GAME 2

PENN STATE 51



6 PITTSBURGH

HEINZ FIELD ABC SEPT. 8, 2018 ATTN: 68,400



GAME RECAP

**PITTSBURGH** - No. 13/10 Penn State never trailed as success in all three phases of the game and a dominant second half led the Nittany Lions to a 51-6 victory over Pittsburgh on a rainy Saturday night at Heinz Field.

The 45-point margin of victory was the largest in the Penn State-Pitt series since a 52-point win (65-9) over the Panthers in 1968.

The teams were only separated by a missed extra point (7-6) for the majority of the first half, but Penn State never looked back after quarterback Trace McSorley connected with wide receiver KJ Hamler for a touchdown just before halftime, giving the Lions a 14-6 lead. The seven points were the first of 44 unanswered that the Nittany Lions would score, of which 37 came in the second half.

The Nittany Lion defense held Pitt to 69 yards in the second half, including minus-2 in the third quarter. On offense McSorley rushed and passed for a touchdown, Mark Allen rushed for a touchdown and quarterback Sean Clifford threw a 34-yard touchdown pass to Brandon Polk on his first career play. On special teams, DeAndre Thompkins returned a punt for a touchdown, while the defense added two points with a safety.

McSorley completed 14-of-30 passes for 145 yards as wet and rainy conditions factored in several dropped passes, but he threw for two touchdowns and rushed five times for 36 yards and a touchdown. Hamler was the leading receiver with three catches for 40 yards and a touchdown, and he also scored Penn State's first touchdown of the game on a jet sweep from 32 yards out. Additionally, running back Miles Sanders posted his first career 100-yard rushing game, totaling 118 yards on 16 carries, with a long rush of 41 yards.

In the second half, Penn State's average field position was its own 46, while Pitt was mired at its own 18. Six of Pitt's nine offensive drives in the second half started inside its own 16, including its first four of the half.

Gillikin enjoyed a strong game punting, with three punts inside the 10, four inside the 20 and two punts for more than 50 yards.

Second Half Defense

Pitt outgained Penn State 231-188 in the first half, with 214 yards rushing, but the Nittany Lions tightened up in the second half. Pitt lost 2 yards in the third quarter and managed just 71 yards in the fourth, also only gaining just five first downs. Penn State never let Pitt's passing game off the ground, holding quarterback Kenny Pickett to just 55 yards on nine completions and an interception on 18 passing attempts for the game.

Miles Sanders (PSU, RB) and the Ground Game

Penn State surpassed 200 yards rushing as a team for a fifth consecutive game, led by Sanders' 118 yards. McSorley added 36 yards and a touchdown on five carries, while Hamler's first career rush went for 32 yards and a touchdown. Allen rushed for 12 yards and his first touchdown since the 2016 season.

Trace McSorley (PSU, QB)

McSorley was responsible for three touchdowns, throwing for two and running for one. He completed 14-of-30 passes for 145 yards and touchdowns to redshirt freshmen Hamler and Mac Hippenhammer, while running for a touchdown amongst his five carries for 36 yards. It was McSorley's 18th career game with both a rushing and passing touchdown, and he has now completed a touchdown pass in 30 consecutive games, extending his school-record and FBS-leading streak.

KJ Hamler (Penn State, WR/KR)

Hamler enjoyed his first multi-touchdown game, registering the game's first score on a 32-yard run, and then hauling in a 14-yard touchdown catch just before halftime to give Penn State a 14-6 lead going into the locker room. His three receptions were a game high, and he totaled 40 yards.

First

Hamler scored his first rushing touchdown for Penn State's first score of the game. In the fourth quarter, Hippenhammer scored his first receiving touchdown on his first reception and Clifford threw his first career touchdown pass on his first collegiate play.

	1	2	3	4	OT	F
<b>PSU</b>	<b>7</b>	<b>7</b>	<b>16</b>	<b>21</b>	<b>-</b>	<b>51</b>
<b>PITT</b>	<b>6</b>	<b>0</b>	<b>0</b>	<b>0</b>	<b>-</b>	<b>6</b>

1st	12:14	PSU	3-63/1:09/7-0
	7:09	UP	10-75/5:05/7-6
	0:26	PSU	3-35/0:33/14-6
2nd	8:36	PSU	8-40/2:39/21-6
	7:38	PSU	23-6
	0:28	PSU	30-6
3rd	11:40	PSU	5-64/2:29/37-6
	6:17	PSU	12-61/4:00/44-6
4th	4:21	PSU	1-34/0:11/51-6

KEYS AND DIFFERENCE MAKERS  
Turnovers and Field Position

Pitt was stopped twice inside the Penn State 5-yard line in the first half, as cornerback Amani Oruwariye intercepted a Pitt pass at the 3-yard line late in the first quarter and cornerback Zech McPhearson dropped Pitt running back Qadree Ollison for a 3-yard loss on fourth-and-3 at the Penn State 4 late in the second quarter.

Penn State benefitted from another turnover late in the first half following the fourth-down stop. The Nittany Lions went three-and-out, but punter Blake Gillikin boomed a 47-yard punt to the Pitt 38. Penn State then forced a three-and-out and Pitt punter Kirk Christodoulou fumbled the snap, allowing Jarvis Miller to recover it for Penn State at the Pitt 35. It took Penn State just three plays to find the end zone. After an incompleting, Sanders rushed for 21 yards and then McSorley found Hamler wide open over the middle for a 14-yard touchdown reception and a 14-6 lead.

TEAM STATS

	PSU	PITT
First Downs	23	15
Rushing Yards	211	245
Passing Yards	179	55
Passing (C-A-Int)	15-31-0	9-18-1
Total Offense	390	300
Plays	64	70
Fumbles (#-Lost)	3-2	4-2
Penalties (#-Yards)	4-45	14-116
Possession Time	25:38	34:22
3rd-Down Conv.	4-11	4-14
Red Zone	4-4	1-3
Touchdowns	4	1
Field goals	0	0

OTHER

Time of Game	3:25
Penn State	2-0, 0-0 BIG
Pittsburgh	1-1, 0-0 ACC

INDIVIDUAL STATISTICS

RUSHING

Penn State-Sanders, Miles 16-118; McSorley, Trace 5-36; Hamler, KJ 1-32; Slade, Ricky 4-13; Allen, Mark 7-12.  
Pitt-Ollison, Qadree 21-119; Jacques-Louis, Shockey 2-39; Davis, A.J. 6-38; Pickett, Kenny 14-30; Hall, Darrin 7-28; Aston, George 1-minus 2; Christodoulou, Kirk 1-minus 7.

PASSING

Penn State-McSorley, Trace 14-30-0-145; Clifford, Sean 1-1-0-34.  
Pitt-Pickett, Kenny 9-18-1-55.

RECEIVING

Penn State-Hamler, KJ 3-40; Polk, Brandon 2-45; Holland, Jonathan 2-25; Johnson, Juwan 2-23; Dalton, Danny 2-17; Hippenhammer, Mac 1-11; Allen, Mark 1-7; Sanders, Miles 1-6; Freiermuth, Pat 1-5.  
Pitt-Jacques-Louis, Shockey 2-21; Aston, George 2-14; Ollison, Qadree 2-3; Mack, Taysir 1-9; Butler-Jenkins, Dontavious 1-4; Hall, Darrin 1-4.

TOP TACKLERS (T-UA-A)

Penn State-Parsons, Micah 7-5-2; Givens, Kevin 7-5-2; Toney, Shaka 5-5-0; Taylor, Garrett 5-2-3; Johnson, Jan 5-2-3; Castro-Fields, Tariq 5-1-4.  
Pitt-Wirginis, Quintin 9-7-2; Briggs, Dennis 6-6-0; Jackson, Dane 4-4-0; Weaver, Rashad 4-3-1; Idowu, Oluwaseun 4-3-1; Stocker, Jazzee 3-3-0; Mathis, Damarri 3-3-0; Hendrix, DeWayne 3-1-2.



GAME 3

KENT STATE 10



63 PENN STATE

BEAVER STADIUM FS1 SEPT. 15, 2018 ATTN: 106,528



GAME RECAP

**UNIVERSITY PARK, Pa.** – Senior quarterback Trace McSorley accounted for five touchdowns as No. 11/10 Penn State football totaled 643 yards of total offense in a 63-10 victory over Kent State in non-conference football action Saturday afternoon in front of 106,528 fans at Beaver Stadium.

For the Penn State offense, McSorley threw for 229 yards and two touchdowns and ran for 54 yards and a career-high-tying three touchdowns. His top target was DeAndre Thompkins, who made four catches for 101 yards, including a diving 40-yard reception in the end zone. On the ground, seven Penn Staters combined for 297 yards with Miles Sanders posting 86 yards on 14 carries, while Mark Allen, Ricky Slade and Johnathan Thomas each rushed for a touchdown.

The Penn State defense held the up-tempo Kent State offense to 221 yards, with just 41 yards allowed on the ground. Cam Brown led the unit with seven tackles, while Penn State totaled seven sacks, led by Shareef Miller and Jayson Oweh with 2.0 each. Miller also led the team with 3.0 tackles for loss.

The Nittany Lion offense tallied its first touchdown of the afternoon with 12:51 left in the first quarter of play when McSorley hit Thompkins for a 40-yard touchdown pass. Kent State then tied the game at 7-7 on a 47-yard touchdown pass from Woody Barrett to Mike Carrigan on the ensuing drive, but Penn State went on to outscore Kent State, 56-3, down the stretch to secure the win.

A pair of freshmen secured the longest play from scrimmage in Penn State history in the fourth quarter, as quarterback Sean Clifford found a wide-open Daniel George for a 95-yard touchdown reception.

**KEYS AND DIFFERENCE MAKERS**  
**Trace McSorley (PSU, QB)**

McSorley was responsible for five touchdowns, throwing for two and rushing for three in just three quarters of work. He completed 11-of-22 pass attempts for 229 yards, marking the 24th time he has surpassed 200 yards passing in a game to extend his Penn State record. He also extended his FBS-best and school-record streak of consecutive games with a passing touchdown to 31.

With 54 rushing yards on the day, McSorley now has 1,042 yards on his career, becoming the 44th Nittany Lion to pass the 1,000-yard mark and only the second quarterback. McSorley's three rushing touchdowns give him 24 for his career, setting a Penn State record for most rushing touchdowns by a quarterback.

It was also McSorley's 19th game with both a passing and rushing touchdown (seven in 2016, nine in 2017, three in 2018).

**Chunk Plays**

Penn State was able to gain yards in chunks, highlighted by its longest play from scrimmage in history, as quarterback Clifford and George connected on a 95-yard touchdown reception in the fourth quarter.

Penn State opened the game with a 19-yard completion to Sanders and following that with a 56-yard touchdown pass that was nullified by a penalty. The latter did not matter though as Thompkins made a diving catch in the end zone for a 40-yard touchdown reception for the game's first score.

Kent State was able to answer with a 47-yard touchdown pass though from Barrett to Carrigan. It was the Golden Flashes' lone touchdown for the game.

Big runs keyed Penn State's next two scoring drives of the first quarter, as an 18-yard McSorley run with a personal foul penalty tacked on setup the second, and a 19-yard Allen run setup the third.

Kent State left Penn State just 25 seconds on offense, but a 22-yard completion to Hamler moved the Nittany Lions to the 13, from where McSorley would rush into the end zone from 13 yards for a 28-10 halftime lead.

The big plays continued in the second half. A career-long 23-yard reception by freshman tight end Pat Freiermuth moved Penn State into the red zone, setting up an eventual Allen touchdown and a 35-10 lead.

Penn State extended its lead to 42-10 following a two-play scoring drive keyed by a 39-yard reception by Thompkins. Slade rushed into the end zone from just 2 yards out on the following play.

Cam Sullivan-Brown hauled in a 66-yard touchdown pass late in the third quarter, but it was wiped away by another holding penalty. Again, it did not matter, as McSorley later connected with Brandon Polk for a career-long 41-yard touchdown reception and a 49-10 lead.

Clifford and George's 95-yard play was not the last big one of the day, as Johnathan Thomas broke free for 69-yard on the game's final drive.

**DeAndre Thompkins (PSU, WR)**

Thompkins' 101 yards on the day sent him over the 1,000-yard mark for his career. Thompkins now has 1,017 career receiving yards, becoming the 31st player in program history to reach that mark. The 100-yard effort was the second of his career, joining his 102-yard performance against Michigan State last season.

SCORING SUMMARY

	1	2	3	4	OT	F
<b>KSU</b>	<b>7</b>	<b>3</b>	<b>0</b>	<b>0</b>	<b>-</b>	<b>10</b>
<b>PSU</b>	<b>21</b>	<b>7</b>	<b>21</b>	<b>14</b>	<b>-</b>	<b>63</b>

1st	12:51	PSU	5-75/2:09/0-7
		DeAndre Thompkins 40 yd pass from McSorley (Pinegar kick)	
	9:43	KSU	11-75/3:08/7-7
		Mike Carrigan 47 yd pass from Barrett (Trickett M. kick)	
	5:07	PSU	9-75/3:02/7-14
		Trace McSorley 1 yd run (Pinegar kick)	
	1:09	PSU	7-31/3:00/7-21
		Trace McSorley 2 yd run (Pinegar kick)	
2nd	0:35	KSU	5-0/0:48/10-21
		Matthew Trickett 24 yd field goal	
	0:04	PSU	4-43/0:21/10-28
		Trace McSorley 13 yd run (Pinegar kick)	
3rd	10:05	PSU	8-57/3:03/10-35
		Mark Allen 7 yd run (Pinegar kick)	
	7:42	PSU	2-41/0:35/10-42
		Ricky Slade 2 yd run (Pinegar kick)	
	2:37	PSU	8-70/3:50/10-49
		Brandon Polk 41 yd pass from McSorley (Pinegar kick)	
4th	6:55	PSU	3-98/1:12/10-56
		Daniel George 95 yd pass from Clifford (Pinegar kick)	
	1:09	PSU	3-80/1:11/10-63
		Johnathan Thomas 15 yd run (Pinegar kick)	

TEAM STATS

	KSU	PSU
First Downs	18	26
Rushing Yards	41	297
Passing Yards	180	346
Passing (C-A-Int)	21-40-0	14-25-1
Total Offense	221	643
Plays	77	70
Fumbles (#-Lost)	1-0	2-0
Penalties (#-Yards)	10-83	9-85
Possession Time	31:38	28:22
3rd-Down Conv.	7-20	5-12
Red Zone	1-1	6-6
Touchdowns	0	6
Field goals	1	0

OTHER

Time of Game	3:28
Kent State	1-2, 0-0 MAC
Penn State	3-0, 0-0 BIG

INDIVIDUAL STATISTICS

RUSHING

Kent State-Crum, Dustin 3-23; Shaw, Jo-El 10-22; Matthews, Will 4-16; Rankin, Justin 3-0; TEAM 1-minus 2; Barrett, Woody 16-minus 18.  
Penn State-Sanders, Miles 14-86; Thomas, Johnathan 3-84; Allen, Mark 11-62; McSorley, Trace, 9-54; Clifford, Sean 2-10; Slade, Ricky 5-1; Hamler, KJ 1-0.

PASSING

Kent State-Barrett, Woody 20-38-0-176; Crum, Dustin 1-2-0-4.  
Penn State-McSorley, Trace 11-22-1-229; Clifford, Sean 3-3-0-117.

RECEIVING

Kent State-Dixon, Antwan 5-59; Carrigan, Mike 3-58; McKoy, Isaiah 3-21; Shaw, Jo-El 3-14; Harrell, Trey 3-2; Rankin, Justin 2-18; Lawrence-Burke, Mandela 1-4; Price, Kavius 1-4.  
Penn State-Thompkins, DeAndre 4-101; Sanders, Miles 3-30; Polk, Brandon 2-55; Freiermuth, Pat 2-35; George, Daniel 1-95; Hamler, KJ 1-22; Kuntz, Zack 1-8.

TOP TACKLERS (T-UA-A)

Kent State-Hicks, Dalton 12-4-8; Bahr, Matt 9-3-6; Parker, Jamal 5-4-1; Phillips, Cepeda 5-3-2; Silva, Jordan 5-2-3; Hines, Elvis 4-2-2; McRae, Juantez 4-2-2.  
Penn State-Brown, Cam 7-3-4; Sutherland, Jonathan 5-4-1; Parsons, Micah 5-2-3; Scott, Nick 4-1-3; Luketa, Jesse 3-3-0; Wade, Lamont 3-3-0; Castro-Fields, Tariq 3-3-0; Oweh, Jayson 3-3-0; Miller, Shareef 3-3-0.

GAME 4

PENN STATE 63



vs.



24 ILLINOIS

MEMORIAL STADIUM FS1

SEPT. 21, 2018  
ATTN: 34,704



GAME RECAP

**CHAMPAIGN, Ill.** – No. 10/9 Penn State totaled 387 rushing yards, led by 200 yards and three touchdowns from junior running back Miles Sanders, as it defeated Illinois, 63-24, Friday night in Memorial Stadium.

Penn State put the game out of reach with 42 unanswered points in the second half, including 35 in the fourth quarter. The Nittany Lions had built a 21-7 lead to start, only to see Illinois score the next 17 points for a 24-21 lead early in the third quarter. However, a Sanders 48-yard touchdown run with 8:36 remaining in the third put Penn State back ahead, and the Lions never looked back.

The fourth quarter scoring surge pushed Penn State past 50 points for a third consecutive game – a school first – and marked the first time since 1917 that Penn State scored 60-plus points in consecutive games.

Joining Sanders in the prolific Penn State running attack was senior quarterback Trace McSorley, who rushed for a career-high 92 yards, and freshman running back Ricky Slade, who ran for a 61-yard touchdown in the fourth quarter and totaled a career-best 94 yards and two touchdowns for the game.

McSorley added three passing touchdowns, completing 12-of-19 passes for 160 yards. Freshman tight end Pat Freiermuth hauled in his first career touchdown reception, while Juwan Johnson and KJ Hamler came up with big touchdown receptions in the second half.

Turnovers

It was a tale of two halves in the turnover battle, with Illinois holding the upper-hand in the first half and Penn State taking advantage in the second.

The Nittany Lions committed two turnovers in the first half and failed to scoop up an Illinois fumble on the goal line. Penn State's first drive rolled for 55 yards until Illinois' Stanley Green forced a fumble on the third play and Michael Marchese recovered it. Illinois was unable to take advantage and Penn State built a two-touchdown lead, but Illinois cut the lead to one score after recovering a fumble forced by linebacker Cam Brown inside the 1, and then connecting on a touchdown pass to Rick Smalling on the very next play.

McSorley was then intercepted by Delano Ware with 28 seconds remaining in the second quarter, and Illinois kicked a field goal to trim the Penn State lead to four.

However, Penn State linebackers Jan Johnson and Ellis Brooks tallied their first career interceptions in the fourth quarter to contribute to the Nittany Lions' rout. With Penn State leading 35-24, Jan Johnson picked a bobbled pass at the Illinois 21, and McSorley found Hamler in the end zone on the first play of the ensuing drive. Brooks setup the final touchdown with a 22-yard interception return to the Illinois 10.

Second-Half Defense

Penn State limited Illinois to just 166 yards and seven points in the second half, as the Nittany Lion defensive unit nearly pulled off its third consecutive second-half shutout.

Penn State was led in tackles by safety Jonathan Sutherland with a career-high eight, while fellow safety Garrett Taylor totaled seven and tied for the team lead with 1.5 stops behind the line.

KEYS AND DIFFERENCE MAKERS  
Ground Game

Both teams had success on the ground in the first half, but Penn State persisted in the second half to total 387 yards for the game – its most since running for 389 against Youngstown State in 2006.

Illinois finished with 245 yards rushing. Penn State rushed for 206 yards in the first half and Illinois added 174, but the Nittany Lions outgained the Illinois 181-71 in the second half.

Sanders led Penn State by rushing 22 times for 200 yards and three touchdowns – all career highs – with 14 carries, 113 yards and two touchdowns coming in the first half. It was the 28th 200-yard rushing performance in Penn State history. McSorley rushed for 83 yards in the first half and added one more carry to finish with a career-high 92 yards. Ricky Slade added 94 yards and two touchdowns on 10 carries, with all but one carry for 10 yards coming in the second half.

Illinois was paced on the ground by Reggie Corbin, who totaled 87 yards and a touchdown on 11 carries, highlighted by a 51-yard run to setup a touchdown in the first half. However, Corbin only managed just three carries for minus-2 yards in the second half. Mike Epstein added 73 yards on 13 carries, but was also limited in the second half, totaling 1 yard on one carry in the second half.

SCORING SUMMARY

	1	2	3	4	OT	F
<b>PSU</b>	7	14	7	35	-	63
<b>ILL</b>	7	10	7	0	-	24

1st	9:17	PSU	Miles Sanders 14 yd run (Pinegar kick)	9-70/3:32/7-0
	2:16	ILL	Reggie Corbin 2 yd run (McLaughlin kick)	6-74/1:31/7-7
2nd	12:52	PSU	Miles Sanders 2 yd run (Pinegar kick)	11-75/4:24/14-7
	8:11	PSU	Pat Freiermuth 5 yd pass from McSorley (Pinegar kick)	8-66/3:14/21-7
	6:47	ILL	Ricky Smalling 6 yd pass from Rivers (McLaughlin kick)	5-75/1:24/21-14
	0:00	ILL	McLaughlin 42 yd field goal	5-32/0:28/21-17
3rd	10:36	ILL	Ricky Smalling 17 yd pass from Rivers (McLaughlin kick)	9-75/4:24/21-24
	8:36	PSU	Miles Sanders 48 yd run (Pinegar kick)	5-90/2:00/28-24
4th	14:53	PSU	Juwan Johnson 16 yd pass from McSorley (Pinegar kick)	11-60/6:11/35-24
	14:09	PSU	KJ Hamler 21 yd pass from McSorley (Pinegar kick)	1-21/0:09/42-24
	9:58	PSU	Ricky Slade 61 yd run (Pinegar kick)	2-66/0:36/49-24
	4:24	PSU	Ricky Slade 1 yd run (Pinegar kick)	6-54/2:48/56-24
	1:56	PSU	Journey Brown 6 yd run (Pinegar kick)	2-10/0:50/63-24

TEAM STATS

	PSU	ILL
First Downs	31	26
Rushing Yards	387	245
Passing Yards	204	166
Passing (C-A-Int)	13-20-1	18-31-2
Total Offense	591	411
Plays	71	76
Fumbles (#-Lost)	2-1	2-0
Penalties (#-Yards)	8-72	7-81
Possession Time	29:55	30:05
3rd-Down Conv.	9-11	4-12
Red Zone	6-6	3-3
Touchdowns	6	3
Field goals	0	1

OTHER

Time of Game		3:30
Penn State	4-0, 1-0 BIG	
Illinois	2-2, 0-1 BIG	

INDIVIDUAL STATISTICS

RUSHING

Illinois-Corbin, Reggie 11-87; Epstein, Mke 13-73; Bonner, RaVon 4-42; Rivers, M.J. 10-24; Robinson, Matt 4-17; Brown, Dre 2-4; Davis Trenard 1-minus 2.  
Penn State-Sanders, Miles 22-200; Slade, Ricky 10-94; McSorley, Trace, 15-92; Brown, Journey 2-10; Clifford, Sean 2-minus 9.

PASSING

Illinois-Rivers, M.J. 17-28-1-149; Robinson, Matt 0-2-1-0; Davis, Trenard 1-1-0-17.  
Penn State-McSorley, Trace 12-19-1-160; Clifford, Sean 1-1-0-44.

RECEIVING

Illinois-Green, Carmoni 4-49; Mays, Sam 3-26; Barker, Daniel 3-19; Smalling, Ricky 2-23; Epstein, Mike 2-19; Davis, Trenard 2-17; Corbin, Reggie 2-13.  
Penn State-Johnson, Juwan 4-51; Holland, Jonathan; 3-53; Hamler, KJ 2-41; Thompkins, DeAndre 2-10; Hippenhammer, Mac 1-44; Freiermuth, Pat 1-5.

TOP TACKLERS (T-UA-A)

Illinois-Roundtree, Bobby 12-10-2; Phillips, Del'Shawn 8-4-4; Brown, Sydney 5-3-2; Green, Stanley 4-4-0; Gay, Isaiah 4-3-1; Ware, Delano 3-1-2; Hansen, Jake 3-1-2; Oladipo, Lere 3-1-2.

Penn State-Sutherland, Jonathan 8-6-2; Taylor, Garrett 7-6-1; Johnson, Jan 6-5-1; Brooks, Ellis 6-5-1; Parsons, Micah 6-5-1; Scott, Nick 5-4-1; Windsor, Robert 5-2-3; Brown, Cam 3-2-1; Oruwariye, Amani 3-1-2; Farmer, Koa 3-1-2; Givens, Kevin 3-0-3.

**GAME 5**

OHIO STATE **27** vs. **26** PENN STATE

BEAVER STADIUM      SEPT. 29, 2018  
ABC                              ATTN: 110,889



**GAME RECAP**

**UNIVERSITY PARK, Pa.** – Trace McSorley totaled a school-record 461 total offense yards to lead No. 9 Penn State, but No. 4 Ohio State rallied late in the fourth quarter for a 27-26 victory in front of a Beaver Stadium-record 110,889 fans.

After entering the fourth quarter trailing by one point, Penn State took a 26-14 lead with exactly eight minutes remaining following a McSorley touchdown pass (12:22) and a 1-yard touchdown run by running back Miles Sanders (8:00). However, Ohio State responded with two touchdowns and then stopped the Nittany Lions on fourth-and-5 from the Ohio State 43 inside two minutes to seal the win.

Ohio State quarterback Dwayne Haskins threw both fourth-quarter touchdowns, connecting on a 47-yarder with Binjimin Victor with 6:42 remaining and a 24-yarder with K.J. Hill with 2:03 remaining.

**KEYS AND DIFFERENCE MAKERS**  
**Trace McSorley (PSU, QB)**

McSorley totaled 461 yards of total offense, rushing for a career-high 175 yards on 25 carries and completing 16-of-32 passes for 286 yards and two touchdowns. The effort broke former Penn State quarterback Christian Hackenberg's school record of 456 yards of total offense set against UCF in 2014, and his 175 rushing yards rank as the second-most by a quarterback in a game in program history and the most since Eugene "Shorty" Miller ran for 250 yards in 1913 against Carnegie Tech.

McSorley set career highs for his longest run and longest pass play, rushing for 51 yards in the first quarter and connecting with wide receiver KJ Hamler for a 93-yard touchdown pass in the second quarter. The latter gave Penn State a 13-0 lead with 5:59 remaining in the first half and marked his 33rd consecutive game with a touchdown pass, extending his school record and the longest active streak in FBS.

McSorley's second touchdown of the night put Penn State back in the lead after falling behind in the third quarter. A 36-yard completion to Hamler and a 15-yard rush by McSorley moved the Nittany Lions to the Ohio State 2, and McSorley lofted a pass to the back of the end zone for freshman tight end Pat Freiermuth, who pulled it in with one hand for a go-ahead touchdown, 20-14, with 12:22 remaining.

Of his 175 yards rushing, 99 were in the second half.

**KJ Hamler (PSU, WR)**

Hamler's speed and playmaking ability shined on a 93-yard touchdown in the second quarter. Ohio State appeared to be gaining the upper-hand in the field position battle, pinning Penn State on its own 2 with a 58-yard punt midway through the second stanza, but Hamler

took a short-slant 93 yards for a touchdown, out-running the Buckeye defense for a 13-0 Penn State lead with 5:59 remaining in the half. It's the second-longest play from scrimmage in Penn State history.

Hamler's 36-yard reception in the fourth quarter led to a go-ahead touchdown for Penn State, however he left the game after the play due to injury.

He finished with four catches for a career- and game-high 138 yards.

**Ohio State Passing Game**

Ohio State was able to move the ball through the air in the second half. Haskins was held to just seven completions on 16 attempts for 62 yards, an interception and a touchdown in the first half, but completed 15-of-23 passes for 208 yards and two touchdowns in the second. Parris Campbell caught seven passes for 60 yards to lead the Buckeyes in both categories, while K.J. Hill followed with six receptions for 59 yards and the game-winning touchdown.

J.K. Dobbins' two catches for 61 yards were both impactful. He scored Ohio State's first touchdown of the game on a 26-yard reception from Haskins with 1:50 remaining in the first half, and then moved the Buckeyes from their own 4 to the 39 with a 35-yard reception to start their eventual game-winning, eight-play, 96-yard touchdown drive in the fourth quarter.

Victor also scored a receiving touchdown, weaving through the Penn State defense for a 47-yard score with 6:42 remaining in the game, pulling the Buckeyes to within five, 26-21.

**Points Off Turnovers**

A Garrett Taylor interception – the first of his career – setup Pinegar's second field goal of the night. Taylor picked a pass off the hands of Johnnie Dixon at the Penn State 27, and then returned it 45 yards to the Ohio State 28. The Lions were unable to advance into the red zone for a first down, so Pinegar converted from 39 yards out with 11:18 remaining in the second quarter for a 6-0 Penn State lead.

Ohio State's first points came off a Penn State fumble. Late in the second half, Tuf Borland was able to punch the ball loose from Miles Sanders and Dre'Mont Jones recovered it at the Penn State 25. On the Buckeyes' second play from scrimmage from the 26, Haskins dumped the ball off to Dobbins, and sprinted down the sideline for the touchdown with 1:50 remaining in the half, pulling the Buckeyes within six points, 13-7.

**SCORING SUMMARY**

	1	2	3	4	OT	F
<b>OSU</b>	0	7	7	13	-	<b>27</b>
<b>PSU</b>	3	10	0	13	-	<b>26</b>

1st	4:58	PSU	8-63/3:37/3-0
		Jake Pinegar 34 yd field goal	
2nd	11:18	PSU	4-7/1:30/6-0
		Jake Pinegar 39 yd field goal	
	5:59	PSU	3-98/1:03/13-0
		KJ Hamler 93 yd pass from McSorley (Pinegar kick)	
	1:50	OSU	2-25/0:42/13-7
		JK Dobbins 26 yd pass from Haskins (Neurnberger kick)	
3rd	10:42	OSU	13-75/4:38/13-14
		JK Dobbins 4 yd run (Neurnberger kick)	
4th	12:22	PSU	6-73/2:22/20-14
		Pat Freiermuth 2 yd pass from McSorley (Pinegar kick)	
	8:00	PSU	7-52/2:18/26-14
		Miles Sanders 1 yd run (2-point conversion failed)	
	6:42	OSU	3-75/1:18/26-21
		Binjimin Victor 47 yd pass from Haskins (Neurnberger kick)	
	2:03	OSU	8-96/2:32/26-27
		KJ Hill 24 yd pass from Haskins (2-point conversion failed)	

**TEAM STATS**

	OSU	PSU
First Downs	21	22
Rushing Yards	119	206
Passing Yards	270	286
Passing (C-A-Int)	22-39-1	16-32-0
Total Offense	389	492
Plays	76	76
Fumbles (#-Lost)	0-0	2-1
Penalties (#-Yards)	10-105	7-64
Possession Time	28:21	31:39
3rd-Down Conv.	4-17	3-17
Red Zone	1-2	3-3
Touchdowns	4	3
Field goals	0	2

**OTHER**

Time of Game	3:49
Penn State	4-1, 1-1 BIG
Ohio State	5-0, 2-0 BIG

**INDIVIDUAL STATISTICS**

**RUSHING**

Ohio State-Dobbins, J.K. 17-57; Weber, Mike 9-51; Campbell, Paris 2-19; Haskins, Dwayne 4-8; Hill, K.J. 1-minus 3.  
Penn State-McSorley, Trace, 25-175; Sanders, Miles 16-43; Stevens, Tommy 3-minus 12.

**PASSING**

Ohio State-Haskins, Dwayne 22-39-1-270.  
Penn State-McSorley, Trace 16-32-0-286.

**RECEIVING**

Ohio State-Dobbins, J.K. 2-61; Campbell, Paris 7-60; Hill, K.J. 6-59; Victor, Binjimin 2-55; Mack, Austin 3-25; Weber, Mike 1-5; Saunders, C.J. 1-5.  
Penn State-Hamler, KJ 4-138; Johnson, Juwan 5-61; Freiermuth, Pat 3-44; Hippenhammer, Mac 1-21; Polk, Brandon 1-20; Sanders, Miles 2-5.

**TOP TACKLERS (T-UA-A)**

Ohio State-Fuller, Jordan 8-5-3; Borland, Tuf 8-3-5; Harrison, Malik 8-6-2; Young, Chase 6-3-3; Werner, Pete 5-4-1.  
Penn State-Farmer, Koa 8-2-6; Brown, Cam 6-3-3; Scott, Nick 5-3-2; Johnson, Jan 5-4-1; Miller, Shareef 5-3-2; Windsor, Robert 5-2-3.

GAME 6

MICHIGAN STATE 21



vs.



17 PENN STATE

BEAVER STADIUM  
BTN

OCT. 13, 2018  
ATTN: 106,685



GAME RECAP

**UNIVERSITY PARK, Pa.** – Penn State quarterback Trace McSorley became the school's all-time passing yards leader and running back Miles Sanders rushed for 162 yards and a touchdown against the nation's No. 1 rush defense, but Michigan State rallied for a 21-17 victory over the No. 8 Nittany Lions.

Penn State held a 17-14 advantage with less than 1:30 to play before Michigan State put together an eight-play, 76-yard touchdown drive to pull ahead 21-17 with 19 seconds left on the clock. Spartan quarterback Brian Lewerke connected with Felton Davis III on a 25-yard reception for the score.

KJ Hamler returned the ensuing kickoff 24 yards to the Penn State 26 and caught a 20-yard pass to advance the Lions to the 46, but the Spartans pressured McSorley on the final play and his throw fell incomplete as time expired.

Penn State's last five losses have been by a total of just 12 points, which is the smallest margin of defeat over five losses in program history. The Spartans' late go-ahead touchdown marked the only time they led all afternoon.

McSorley continued to rewrite the program history books, becoming Penn State's all-time leader in career passing yards. He finished the day with 192 passing yards to total 8,610 for his career, surpassing Christian Hackenberg's previous program standard of 8,457.

Sanders also achieved a milestone against the Spartans, eclipsing 1,000-career rushing yards to become the 45th Nittany Lion to do so.

**Michigan State Defense in the Second Half**

Although Michigan State allowed a season-high rushing yard total on the ground, only 39 of those yards were allowed in the second half. Accordingly, the Spartans limited Penn State to just a field goal over the final 30 minutes, slowing the Nittany Lions top-ranked, second-half scoring offense, which entered the day averaging 31 second-half points per game.

Safety Kari Willis led the unit with nine tackles and a forced fumble that linebacker Tyriq Thompson recovered to halt Penn State's game-opening drive at the Michigan State 33. The Spartans, managed just one sack on the day, but the sack was a crucial one McSorley slipped on fourth-and-4 in the third quarter after a Penn State drive start in Michigan State territory.

**Trace McSorley (PSU, QB)**

McSorley became the all-time leading passer in Penn State history with his 192 yards passing, completing 19-of-32 passing attempts with one touchdown. The touchdown pass extended his streak for consecutive games with a touchdown pass to 34, dating back to the 2016 TaxSlayer Bowl.

**Brian Lewerke (MSU, QB) and Felton Davis III (MSU, WR)**

Lewerke completed 24-of-52 pass attempts for 259 yards and two touchdowns with one interception. Davis III was his top target, catching eight passes for 100 yards and two touchdowns, including the game-winner.

**KJ Hamler (PSU, WR)**

Hamler was Penn State's leading receiver, catching five passes for 66 yards and a touchdown. It was his fifth touchdown grab in six career games, and he added 57 yards on kickoff returns to total 123 all-purpose yards for his fifth game with 100 or more all-purpose yards.

**Garrett Taylor (PSU, S)**

Taylor had an interception in the third quarter, a career-high five pass breakups and a forced fumble at the goal line that Michigan State retained in the second quarter.

SCORING SUMMARY

	1	2	3	4	OT	F
MSU	0	7	7	7	-	21
PSU	7	7	0	3	-	17

1st	5:03	PSU	4-94/1:32/0-7
			KJ Hamler 5 yd pass from McSorley (Pinegar kick)
2nd	13:25	MSU	11-81/4:03/7-7
			La'Darius Jefferson 1 yd run (Coghlin kick)
	4:33	PSU	5-64, 2:18, 7-14
			Miles Sanders 48 yd run (Pinegar kick)
3rd	6:10	MSU	5-64, 2:16, 14-14
			Felton Davis III 20 yd pass from Lewerke (Coghlin kick)
4th	9:21	PSU	11-55/5:15/14-17
			Jake Pinegar 20 yd field goal
	0:19	MSU	8-76/1:00/21-17
			Felton Davis III 25 yd pass from Lewerke (Coghlin kick)

TEAM STATS

	MSU	PSU
First Downs	25	14
Rushing Yards	123	205
Passing Yards	295	192
Passing (C-A-Int)	25-53-1	19-32-0
Total Offense	418	397
Plays	89	64
Fumbles (#-Lost)	4-0	1-1
Penalties (#-Yards)	3-20	6-41
Possession Time	34:12	25:48
3rd-Down Conv.	5-19	3-14
Red Zone	2-2	2-3
Touchdowns	2	1
Field goals	0	1

OTHER

Time of Game	3:40
Penn State	4-2, 1-2 BIG
Michigan State	4-2, 2-1 BIG

KEYS AND DIFFERENCE MAKERS

**Miles Sanders and the Penn State Running Game**

Sanders totaled 162 yards on 17 carries, breaking free for a career-long 78-yard run in the first quarter to setup Penn State's first touchdown and for a 48-yard touchdown run in the second quarter. McSorley added 37 yards on the ground and running back Ricky Slade added eight for a total of 205 yards. Penn State has rushed for 200 or more yards in its last nine consecutive games.

The Michigan State defense had only surrendered 169 rushing yards total in all five of its games combined this season prior to Sanders' 162-yard performance against it, and his 78-yard run was more than Michigan State had allowed in any game this season.

INDIVIDUAL STATISTICS

RUSHING

Michigan State-Jefferson, La'Darius 15-60; Heyward, Connor 8-44; Lewerke, Brian 12-20; Bridges, Weston 1-minus 1.  
Penn State-Sanders, Miles 17-162; McSorley, Trace 13-37; Slade, Ricky 1-8; TEAM 1-minus 2.

PASSING

Michigan State-Lewerke, Brian 24-52-1-259; Heyward, Connor 1-1-0-36.  
Penn State-McSorley, Trace 19-32-0-192.

RECEIVING

Michigan State-Davis III, Felton 8-100; Nelson, Laress 5-60; Heyward, Connor 4-20; Chambers, Cam 3-55; Dotson, Matt 2-23; Sokol, Matt 1-25; Jefferson, La'Darius 1-7; Sowards, Brandon 1-5.  
Penn State-Hamler, KJ 5-66; Freiermuth, Pat 3-32; Hippenhammer, Mac 3-27; Bowers, Nick 3-18; Polk, Brandon 2-23; Johnson, Juwan 2-19; Sullivan-Brown, Cam 1-7.

TOP TACKLERS (T-UA-A)

Michigan State-Willis, Khari 9-7-2; Dowell, Andrew 7-4-3; Layne, Justin 7-4-3; Thompson, Tyriq 5-2-3; Williams, Raequan 5-2-3; Bachie, Joe 4-4-0; Dowell, David 4-4-0.  
Penn State-Taylor, Garrett 6-5-1; Farmer, Koa 6-4-2; Scott, Nick 5-4-1; Johnson, Jan 5-2-3; Parsons, Micah 5-1-4; Oruwariye, Amani 4-4-0; Wade, Lamont 4-3-1; Johnson, Donovan 4-3-1; Gross-Matos, Yetur 4-2-2; Reid, John 4-2-2; Brown, Cam 4-2-2.

# GAME 7

PENN STATE **33**



vs.

**28** INDIANA

MEMORIAL STADIUM    OCT. 20, 2018  
ABC    ATTN: 41,553



### GAME RECAP

**BLOOMINGTON, Ind.** – Senior quarterback Trace McSorley rushed for 107 yards and two touchdowns and was aided by big plays on defense and special teams, as No. 18/16 Penn State defeated Indiana, 33-28, in Big Ten football action Saturday afternoon in Memorial Stadium.

McSorley's 34-game streak with a passing touchdown came to an end but his 327 yards of total offense and two scores led the Penn State (5-2, 2-2 Big Ten) offense. Running back Miles Sanders added 126 all-purpose yards, catching a team-best six passes for 54 yards and rushing 15 times for 72 yards and a touchdown.

Turnovers and special teams were a factor as Penn State generated 10 points off of two fumble recoveries, while a pair of big kickoff returns by KJ Hamler (58 yards) and Johnathan Thomas (94 yards) setup quick Penn State touchdown drives.

Indiana (4-4, 1-4 Big Ten) was able to generate 554 yards of total offense, running 100 plays, but the Nittany Lion defense came up with a pair of stops in its own territory inside of two minutes at the end of the first half and another stop after Indiana recovered an onside kick with 49 seconds remaining.

Indiana was able to take leads twice in the game, once in the first quarter and once in the third, but McSorley's two rushing scores, with one late in the third quarter and another early in the fourth, clinched the game for the Nittany Lions.

### Turnovers

Penn State generated 10 points off of three second-half takeaways. Defensive tackle PJ Mustipher forced a fumble on the edge of the red zone on Indiana's first drive of the third quarter, and safety Garrett Taylor recovered it, leading to a Penn State field goal drive. In the fourth quarter, Jonathan Sutherland forced a fumble on a punt, and Nick Scott recovered it at the Indiana 32, setting up Penn State's final touchdown drive.

Scott then came up with an interception with 4:35 remaining in the game, ending a crucial Indiana drive.

Indiana was unable to take advantage of a McSorley interception in the second quarter and was unable to recover any of Penn State's three muffed kicks. The Hoosiers did get one last chance to try and take the game after recovering an onside kick. That gave Indiana one last offensive possession with 49 seconds remaining.

### Penn State Kick Returns

KJ Hamler opened the game with a 58-yard kickoff return, leading to a short Penn State touchdown drive, and Johnathan Thomas answered an Indiana go-ahead touchdown late in the third quarter with a 94-yard kickoff return, which setup a one-play touchdown drive to put Penn State ahead for good, 26-21.

### Miles Sanders (PSU, RB)

Sanders was Penn State's leading receiver, setting career highs with six receptions for 54 yards. He also rushed 15 times for 72 yards and a touchdown.

### Juwan Johnson (PSU, WR)

Johnson surpassed 1,000 yards receiving for his career and hauled in a career-long 59-yard catch, leading to a field goal.

### Indiana Offense

Quarterbacks Peyton Ramsey and Michael Penix Jr. combined to complete 35-of-55 passes for 330 yards, a touchdown and an interception, while Stevie Scott led a rushing attack that totaled 224 yards with 138 yards and two touchdowns on 26 carries.

### Penn State Defense

The Nittany Lions faced 100 plays, but came up big in the final two minutes of the second and fourth quarters preventing Indiana from taking the lead despite getting two possessions each in two-minute situations. Yetur Gross-Matos led the unit with a career-high 10 tackles and two sacks, while Shaka Toney added a career-high four sacks, tying the Penn State single-game record.

### SCORING SUMMARY

	1	2	3	4	OT	F
<b>PSU</b>	7	10	9	7	-	<b>33</b>
<b>IU</b>	14	0	7	7	-	<b>28</b>

1st	13:00	PSU	Miles Sanders 1 yd run (Pinegar kick)	5-36/2:00/7-0
	10:18	IND	Stevie Scott 5 yd run (Justus kick)	8-75/2:42/7-7
	1:06	IND	Ronnie Walker 30 yd run (Justus kick)	4-42/1:03/7-14
2nd	10:08	PSU	Pat Freiermuth 23 yd pass from Stevens (Pinegar kick)	6-83/2:20/14-14
	6:27	PSU	Jake Pinegar 27 yd field goal	7-65/2:33/17-14
3rd	7:16	PSU	Jake Pinegar 32 yd field goal	13-63/5:04/20-14
	4:01	IND	Stevie Scott 3 yd run (Justus kick)	9-81/3:15/20-21
	3:41	PSU	Trace McSorley 5 yd run (Pinegar kick blocked)	1-5/0:20/26-21
4th	10:25	PSU	Trace McSorley 4 yd run (Pinegar kick)	5-32/1:27/33-21
	0:49	IND	J-Shun Harris II 21 yd pass from Ramsey (Justus kick)	15-85/3:17/33-28

### TEAM STATS

	PSU	IND
First Downs	20	32
Rushing Yards	174	224
Passing Yards	243	330
Passing (C-A-Int)	20-37-1	35-55-1
Total Offense	417	554
Plays	73	100
Fumbles (#-Lost)	3-0	3-2
Penalties (#-Yards)	3-40	7-55
Possession Time	26:02	33:58
3rd-Down Conv.	5-15	9-21
Red Zone	5-5	3-4
Touchdowns	3	3
Field goals	2	0

### OTHER

Time of Game	3:47
Penn State	5-2, 2-2 BIG
Indiana	4-4, 1-4 BIG

### KEYS AND DIFFERENCE MAKERS

#### Trace McSorley (PSU, QB)

McSorley completed 19-of-36 passes for 220 yards, adding to his school record with his 26th career 200-yard passing game, and also rushed for 107 yards and two touchdowns. His rushing yardage total ranks as the second most of his career and the 10th most by a Penn State quarterback all-time, and gives him a career-best 554 rushing yards this season, which ranks as the second-most by a Penn State quarterback all time (Michael Robinson, 806 yds; 2005). McSorley also became the 11th player in Big Ten history to surpass 10,000 career yards of total offense in Big Ten history, as he now has 10,283 career total yards.

McSorley was held without a touchdown pass, ending an FBS-leading 34-game streak. It ranks as the fifth-longest in Autonomy Five history.

Penn State was not without a touchdown pass though, as quarterback Tommy Stevens threw a 23-yard touchdown pass to tight end Pat Freiermuth out of the "Lion" package.

### INDIVIDUAL STATISTICS

#### RUSHING

Penn State-McSorley, Trace 19-107; Sanders, Miles 15-72; Brown, Journey 1-5; Gillikin, Blake 1-minus 10.  
Indiana-Scott, Stevie 26-138; Walker, Ronnie 4-38; Philyor, Whop 1-26; Penix, Michael 2-24; Harris, J-Shun 1-3; Ramsey, Peyton 11-minus 5.

#### PASSING

Penn State-McSorley, Trace 19-36-1-220; Stevens, Tommy 1-1-0-23.  
Indiana-Ramsey, Peyton 26-36-1-236; Penix, Michael 9-19-0-94.

#### RECEIVING

Penn State-Sanders, Miles 6-54; Hamler, KJ 4-27; Johnson, Juwan 2-72; Sullivan-Brown, Cam 2-33; Freiermuth, Pat 2-32; Stevens, Tommy 2-2; Thompkins, DeAndre 1-13; Dotson, Jahan 1-10.  
Indiana-Timian, Luke 6-58; Hale, Donovan 4-52; Harris, J-Shun 4-44; Taylor, Reese 4-27; Philyor, Whop 4-27; Brookins, Ricky 4-15; Westbrook, Nick 3-33; Majette, Mike 2-10; Fryfogle, Ty 1-25; Scott, Stevie 1-19; Hendershot, Peyton 1-13; Dorris, Austin 1-7.

#### TOP TACKLERS (T-UA-A)

Penn State-Gross-Matos, Yetur 10-6-4; Oruwariye, Amani 9-6-3; Parsons, Mich 8-7-1; Reid, John 8-6-2; Brown, Cam 8-6-2; Sutherland, Jonathan 6-1; Scott, Nick 7-5-2; Farmer, Koa 7-4-3; Indiana-Ball, Marcelino 10-7-3; Crawford, Jonathan 7-5-2; Willis, Dameon 5-4-1; Bryant, Khalil 5-3-2; Layne, Raheem 4-4-0; Sykes, Nile 4-4-0; Fitzgerald, B. 4-3-1.

GAME 8

IOWA 24



vs.



30 PENN STATE

BEAVER STADIUM  
ESPN

OCT. 27, 2018  
ATTN: 105,244



GAME RECAP

**UNIVERSITY PARK, Pa.** – A gutsy effort by senior quarterback Trace McSorley, big stops on defense and three 40-plus yard field goals by true freshman kicker and Iowa native Jake Pinegar led No. 17/16 Penn State past No. 18 Iowa, 30-24.

Iowa threatened late, but the Penn State defense came up with two big stops in the final minutes to preserve Penn State's lead. Senior safety Nick Scott halted a drive at the Nittany Lion 2-yard line with his second interception in as many weeks with 3:18 remaining, and then time ran out on the Hawkeyes after it regained the ball at its own 23 with 1:23 remaining.

Penn State's defense shutout Iowa's offense in the second half, as the Hawkeyes' only second-half points came on a pick-six by Geno Stone with 10:00 remaining in the fourth quarter. The only other touchdown for Iowa came on a fake field goal play in the first quarter.

McSorley, who missed three offensive drives in the second quarter due to an apparent injury, scored his first touchdown of the game with a 51-yard run less than three minutes into the third quarter to give Penn State its first lead over the Hawkeyes, 24-17.

Pinegar added two field goals in the second half, including a career-long 49-yarder, to give the Nittany Lions a 27-17 advantage with 4:10 left in the third quarter. His 44-yard field goal at the 8:24 mark in the fourth quarter gave him three field goals of 40 or more yards, marking the first time this feat was accomplished by a Nittany Lion since Sam Ficken vs. Maryland in 2013.

KJ Hamler set a career long with a 67-yard kickoff return to set up the Nittany Lions' final scoring drive and Pinegar's field goal. He finished with 188 all-purpose yards, as he also led the team with five receptions for 96 yards. Quarterback Tommy Stevens stepped in for an injured McSorley in the first half and scored on a 3-yard run to tie the game at 14-14 with 6:45 left in the second half.

McSorley (63 yds.), running back Miles Sanders (62 yds.) and Stevens (18 yds.) combined for 143 yards rushing against Iowa's defense, which entered the game second in FBS with an average of just 79.8 yards per game allowed.

Penn State outscored Iowa 13-7 in the second half after the teams went into the locker room tied at 17 after a wild first half that included Iowa tallying two safeties.

KEYS AND DIFFERENCE MAKERS

**Trace McSorley and Tommy Stevens (PSU, QBs)**

Despite missing three offensive possessions in the first half due to injury, McSorley completed 11-of-25 passes for 167 yards and a touchdown with one interception, and was Penn State's leading rusher with 63 yards on and a touchdown on 12 carries. McSorley had a career-long touchdown run of 51 yards to start the second half to give Penn State its first lead.

In McSorley's absence, Stevens filled in without missing a beat, completing 2-of-4 passes for 27 yards and rushing for 18 yards on five carries with a touchdown in the second quarter that tied the game for the first time.

**Interceptions**

All three interceptions in the game had a huge impact. In the second quarter, with Penn State trailing by a touchdown, cornerback John Reid intercepted Iowa's Stanley at midfield and returned it 44 yards to the Iowa 3-yard line, setting up Stevens' rushing score.

Iowa got back in the game with a fourth-quarter interception, as Stone intercepted McSorley for a 24-yard pick-six with 10 minutes remaining in the game, which pulled the Hawkeyes within three.

Iowa was threatening to retake the lead trailing by six points at Penn State's 3-yard line with less than 3:30 remaining, but Scott picked off a short lob at the 2 and returned it to the 9 to allow Penn State to run some clock and gain the upper-hand in the field possession battle.

**KJ Hamler (PSU, WR/KR)**

Hamler tallied a game-high 188 all-purpose yards, catching five receptions for 96 yards, and totaling 82 yards on kick returns and 10 on punt returns. His career-long 67-yard kick return in the fourth quarter answered an Iowa pick-six, allowing Penn State to build its lead back to six points by setting up a Pinegar field goal. Hamler also had a 39-yard reception to key a drive late in the third quarter, but Iowa recovered a Penn State fumble at its own 10 for a rare red zone stop.

**Yetur Gross-Matos (PSU, DE)**

Gross-Matos led the Nittany Lion defense with nine tackles, two sacks and a career-high 4.0 tackles for loss.

**Penn State Pass Defense**

Despite 50 pass attempts by Iowa, Penn State only yielded 19 completions for 215 yards, becoming the sixth team since 2000 to hold a team to 19 or fewer completions after facing 50 or more attempts. The lone Iowa passing touchdown came on a fake field goal and Reid and Scott hauled in two interceptions. Reid had a game- and career-high three pass breakups, leading Penn State to seven for the game. Iowa's Nate Stanley was also pressured seven times and sacked three times. Penn State's 38.0 percent completion percentage allowed was its best since allowing Rutgers to complete just 35.0 percent of its passes (7-of-20) in November of last season.

SCORING SUMMARY

	1	2	3	4	OT	F
IOWA	12	5	0	7	-	24
PSU	7	10	10	3	-	30

1st	14:08	IOWA	0-2
		Team Safety	
	10:09	IOWA	8-47/3:51/0-5
		Miguel Recinos 27 yd field goal	
	5:22	IOWA	9-42/2:46/0-12
		Sam Brincks 10 yd pass from Rastetter (Recinos kick)	
	0:27	PSU	10-85/4:51/7-12
		Pat Freiermuth 18 yd pass from McSorley (Pinegar kick)	
2nd	13:39	IOWA	7-14
		Team Safety	
	6:45	PSU	1-3/0:04/14-14
		Tommy Stevens 3 yd run (Pinegar kick)	
	4:32	IOWA	5-15/2:04/14-17
		Miguel Recinos 49 yd field goal	
	0:03	PSU	4-31/0:34/17-17
		Jake Pinegar 45 yd field goal	
3rd	12:10	PSU	4-77/1:14/24-17
		Trace McSorley 51 yd run (Pinegar kick)	
	4:10	PSU	6-24/1:45/27-17
		Jake Pinegar 49 yd field goal	
4th	10:00	IOWA	27-24
		Geno Stone 24 yd interception return (Recinos kick)	
	8:24	PSU	4-5/1:25/30-24
		Jake Pinegar 44 yd field goal	

TEAM STATS

	IOWA	PSU
First Downs	23	16
Rushing Yards	135	118
Passing Yards	215	194
Passing (C-A-Int)	19-50-2	13-29-1
Total Offense	350	312
Plays	88	64
Fumbles (#-Lost)	3-0	1-1
Penalties (#-Yards)	6-25	6-47
Possession Time	35:18	24:42
3rd-Down Conv.	7-20	4-14
Red Zone	2-3	2-3
Touchdowns	2	3
Field goals	2	3

OTHER

Time of Game	3:42
Iowa	6-2, 3-2 BIG
Penn State	6-2, 3-2 BIG

INDIVIDUAL STATISTICS

RUSHING

Penn State-McSorley, Trace 12-63; Sanders, Miles 17-62; Tommy Stevens 5-18.  
Iowa-Sargent, Mekhi 16-91; Young, Toren 7-18; Wirfs, Tristan 1-15; Kelly-Martin, Ivory 5-14; Smith-Marsette, Ihmir 2-9; Mansell, Peyton 1-0; Stanley, Nate 4-minus 7

PASSING

Penn State-McSorley, Trace 11-25-1-167; Stevens, Tommy 2-4-0-27.  
Iowa-Stanley, Nate 18-49-0-205; Rastetter, Colten 1-1-1-10.

RECEIVING

Penn State-Hamler, KJ 5-96; Thompsons, DeAndre 5-59; Dotson, Jehan 2-21; Freiermuth, Pat 1-18.  
Iowa-Hockenson, T.J. 3-63; Fant, Noah 5-56; Smith, Brandon 4-42; Easley, Nick 4-25; Sargent, Mekhi 1-15; Brincks, Sam 1-10; Smith-Marsette, Ihmir 1-4.

TOP TACKLERS (T-U-A)

Penn State-Gross-Matos, Yetur 9-7-2; Parsons, Micah 7-3-4; Brown, Cam 6-5-1; Oruwariye, Amani 6-3-3; Taylor, Garrett 6-3-3; Farmer, Koa 5-2-3; Scott, Nick 5-1-4.  
Iowa-Hooker, Amani 6-6-0; Nelson, Matt 6-2-4; Nelson, Anthony 5-4-1; Moss, Riley 5-4-1; Gervase, Jake 5-2-3.

**GAME 9**

PENN STATE **7** vs. **M** **42** MICHIGAN

MICHIGAN STADIUM  
ESPN  
NOV. 3, 2018  
ATTN: 111,747



**GAME RECAP**

**ANN ARBOR, Mich.** – Quarterback Trace McSorley surpassed 9,000 career passing yards for No. 14 Penn State, but No. 5 Michigan used a big second half en route to a 42-7 victory in Michigan Stadium.

Michigan led Penn State 14-0 at halftime, but scored four touchdowns over the final 16 minutes with the help of a pair of interceptions to put the game out of reach.

Quarterback Tommy Stevens scored Penn State's lone touchdown on an 8-yard run in the fourth quarter, and he was Penn State's leading rusher with 52 yards on 10 carries. Stevens also completed 3-of-4 pass attempts for 35 yards with one interception. Tight end Pat Friermuth was the Nittany Lions' top receiver, making three catches for a career-high 51 yards. McSorley was limited to 83 yards passing on five completions.

Michigan's defense limited Penn State to 186 yards of total offense and had three takeaways, with all three leading to touchdowns. Defensive lineman Chase Winovich tallied a sack and fumble recovery, cornerback Brandon Watson returned an interception for a touchdown late in the third quarter and cornerback David Long returned an interception to the Penn State 12 in the fourth quarter.

Michigan quarterback Shea Patterson completed 11-of-17 pass attempts for 144 yards and two touchdowns, and also rushed for 42 yards and a touchdown, while running back Karan Higdon rushed for 132 yards and a touchdown on 20 carries.

Middle linebacker Jan Johnson led Penn State with 10 tackles, including seven solo stops, a tackle for loss and a pass breakup on a fourth down in the first half.

**Karan Higdon (MICH, RB)**

Higdon rushed for 132 yards and a touchdown on 20 carries. He had a 50-yard run on Michigan's first possession to key a touchdown drive, and his touchdown came in the fourth quarter to make it a 35-0 game.

**Penn State Defense**

Johnson led the unit with 10 tackles and defensive end Yetur Gross-Matos registered a sack for a fourth consecutive game. The unit faced a tough task with Michigan enjoying an average drive start at its own 41.

**Step-by-Step**

Michigan took a 7-0 lead after its first possession, driving 76 yards on eight running plays. Higdon moved the Wolverines into the red zone with a 50-yard rush, and Patterson finished the drive with a 1-yard touchdown run.

Michigan threatened on its next offensive drive, but Penn State's Johnson broke up a fourth-and-2 passing attempt for turnover on downs at the Penn State 40.

The Nittany Lions were forced to punt on a third-straight drive, but Blake Gillikin pinned the Wolverines on their own 5. However, a 47-yard completion from Patterson to Nico Collins moved Michigan to the Penn State 37. The Lions yielded just 6 more yards though to force a 50-yard field goal attempt.

Nick Scott blocked the field goal attempt and Garrett Taylor recovered it and returned it for a touchdown, however a penalty negated the return and Penn State took over on offense at its own 35 with 12:10 remaining in the second quarter. The Nittany Lions moved to midfield on a pass interference penalty on their first play of the drive, but McSorley fumbled when trying to pull the ball back from running back Miles Sanders on the next play, and Winovich recovered it.

Michigan took advantage, as Patterson capped a 10-play, 48-yard drive with a 23-yard touchdown pass to Peoples-Jones.

Michigan extended its lead to 21-0 after a 13-play, 90-yard touchdown drive in the third quarter. The drive consumed 7:05 off the clock before Patterson tossed it to Zach Gentry for a 7-yard touchdown reception with 56 seconds remaining in the stanza.

Stevens took over for McSorley on the ensuing Penn State possession and immediately picked up a first down with an 18-yard rush. However, on the next play, he was intercepted by Watson at the Michigan 38, and he returned it 62 yards for a touchdown and a 28-0 Michigan lead.

In the fourth quarter, Higdon added a rushing score, and a Long interception off of McSorley setup Evans' rushing touchdown. Stevens led an 11-play, 75-yard touchdown drive for the final margin, capping it himself with an 8-yard run.

**SCORING SUMMARY**

	1	2	3	4	OT	F
<b>PSU</b>	0	0	0	7	-	7
<b>MICH</b>	7	7	14	14	-	42

1st	8:12	MICH	Shea Patterson 1 yd run (Nordin kick)	8-76/4:00/0-7
2nd	6:52	MICH	Donovan Peoples-Jones 23 yd pass from Patterson (Nordin kick)	10-48/5:06/0-14
3rd	0:56	MICH	Zach Gentry 7 yd pass from Patterson (Nordin kick)	13-90/7:05/0-21
	0:09	MICH	Brandon Watson 62 yd interception return (Nordin kick)	0-28
4th	9:49	MICH	Karan Higdon 4 yd run (Nordin kick)	6-53/3:28/0-35
	7:44	MICH	Chris Evans 1 yd run (Nordin kick)	4-12/1:52/0-42
	1:59	PSU	Tommy Stevens 8 yd run (Pinegar kick)	11-75/5:45/7-42

**KEYS AND DIFFERENCE MAKERS**

**Michigan Defense**

Michigan limited Penn State to 186 yards of offense and just one touchdown, and points off turnovers accounted for half of the Wolverines scoring. Winovich's fumble recovery in the second quarter led to Michigan's second touchdown of the game, and Watson and Long's interceptions put the game out of reach. Watson's pick-six came in the final minute of the third quarter, two plays after a Michigan touchdown had made it 21-0. In the fourth quarter, running back Chris Evans scored four plays after Michigan started at the Penn State 12 following Long's pick.

**Shea Patterson (MICH, QB)**

Patterson was responsible for three touchdowns, completing 11-of-17 passes for 144 yards and touchdown passes to wide receiver Donovan Peoples-Jones and tight end Zach Gentry, while also rushing 11 times for 42 yards and a touchdown.

**TEAM STATS**

	PSU	MICH
First Downs	11	20
Rushing Yards	68	259
Passing Yards	118	144
Passing (C-A-Int)	8-17-2	11-17-0
Total Offense	186	403
Plays	47	69
Fumbles (#-Lost)	1-1	0-0
Penalties (#-Yards)	4-35	9-80
Possession Time	22:04	37:56
3rd-Down Conv.	2-11	8-14
Red Zone	1-1	4-4
Touchdowns	1	4
Field goals	0	0

**OTHER**

Time of Game	3:17
Penn State	6-3, 3-3 BIG
Michigan	8-1, 6-0 BIG

**INDIVIDUAL STATISTICS**

**RUSHING**

Penn State-Stevens, Tommy 10-52; Sanders, Miles 7-14; Brown, Journey 1-8; McSorley, Trace 12-minus 6.  
Michigan-Higdon, Karan 20-132; Evans, Chris 12-57; Patterson, Shea 11-42; McCaffrey, Dylan 2-14; Mason, Ben 4-10; Wilson, Tru 2-6; TEAM 1-minus 2.

**PASSING**

Penn State-McSorley, Trace 5-13-1-83; Stevens, Tommy 3-4-1-35.  
Michigan-Patterson, Shea 11-17-0-144.

**RECEIVING**

Penn State-Friermuth, Pat 3-51; Dotson, Jahan 2-29; Hamler, KJ 1-20; Sanders, Miles 1-9; Brown, Journey 1-9.  
Michigan-Peoples-Jones, Donovan 3-38; Evans, Chris 3-30; Collins, Nico 2-53; Gentry, Zach 2-18; Higdon, Karan 1-5.

**TOP TACKLERS (T-UA-A)**

Penn State-Johnson, Jan 10-7-3; Parsons, Micah 8-4-4; Taylor, Garrett 7-5-2; Brown, Cam 6-5-1; Scott, Nick 5-4-1; Farmer, Koa 4-4-0; Gross-Matos, Yetur 4-3-1; Miller, Shareef 4-2-2.  
Michigan-Bush, Devin 7-4-3; Kinnel, Tyree 5-4-1; Hudson, Khaleke 4-4-0; Uche, Josh 3-3-0; Kemp, Carlo 3-1-2; Mason, Ben 2-2-0; Paye, Kwity 2-2-0; Thomas, Ambry 2-2-0; Gil, Devin 2-1-1; Gary, Rashan 2-1-1; Ross, Josh 2-1-1; Winovich, Chase 2-1-1; Metellus, Josh 2-1-1; Dwumfour, Michael 2-0-2.

GAME 10

WISCONSIN 10



vs.



22 PENN STATE

BEAVER STADIUM  
ABC

NOV. 10, 2018  
ATTN: 105,396



GAME RECAP

**UNIVERSITY PARK, Pa. –** No. 20 Penn State limited Wisconsin to its lowest point total (10 points) since 2016 and Miles Sanders rushed for 159 yards and a touchdown as the Nittany Lions earned a 22-10 win over the Badgers.

Wisconsin was first on the scoreboard with a touchdown on its first possession, but Penn State outscored the Badgers 22-3 over the remainder of the game for its 10th-straight win over a Big Ten West Division opponent and fourth-straight win over Wisconsin. Penn State clinched its 14th consecutive winning season with the win, becoming one of just four teams to accomplish the feat thus far this season.

Sanders surpassed the 1,000-yard mark for the season and Jake Pinegar converted three field goals, including a pair of 40-plus yard boots. Quarterback Trace McSorley finished 19-for-25 passing with 160 yards and a touchdown pass to DeAndre Thompkins. McSorley tied the Penn State record for quarterback wins with his 29th, equaling the mark set by Todd Blackledge and Tony Sacca.

Wisconsin running back Jonathan Taylor, the nation's leading rusher, totaled 185 yards on 20 carries, including a 71-yard touchdown run on the Badgers' first offensive possession. However, the Nittany Lion defense held the Badgers' fourth-ranked rushing attack (273.0 yards per game) to 209 rushing yards and just 60 passing yards.

Penn State totaled a season-high four turnovers. Safety Nick Scott and cornerback Amani Oruwariye both recorded an interception and linebacker Micah Parsons finished with a team-best seven tackles. The defensive line was particularly impactful with defensive tackle and Fond du Lac, Wisconsin native Robert Windsor recording a career-high-tying six tackles and a personal-best two sacks, defensive end Yetur Gross-Matos making five tackles, one sack a forced fumble and fumble recovery, and fellow defensive end Shareef Miller recording two sacks and a fumble recovery.

KEYS AND DIFFERENCE MAKERS

**Miles Sanders (PSU, RB)**

Sanders earned a career-high 23 carries and totaled 159 yards and a second-quarter touchdown that gave Penn State the lead for good. He also caught a two passes for 9 yards. He also surpassed 1,000 rushing yards to become the 26th Nittany Lion to rush for 1,000 yards in a season.

**Jonathan Taylor (UW, RB)**

Taylor accounted for nearly 70 percent of Wisconsin's total yardage on offense, totaling 185 yards on 20 carries. Seventy-nine yards came on Wisconsin's first drive, as he totaled 8 yards on two carries before breaking free for a 71-yard touchdown run.

Taiwan Deal added 42 yards on three carries, including a 37-yard run that setup a field goal.

**Penn State Pass Defense**

The Nittany Lions totaled five sacks, with Windsor and Miller recording two each and Gross-Matos extending his sack streak to five games with one. Wisconsin quarterback Jack Coan was limited to just nine completions and 60 yards on 20 passing attempts, and he was picked off by Oruwariye and Scott once each, who both earned their third interceptions of the year.

**Trace McSorley (PSU, QB)**

McSorley completed 19-of-25 pass attempts for 160 yards and a touchdown, tying Todd Blackledge (1980-82) and Tony Sacca (1988-91) for the Penn State record for wins as a starting quarterback at 29.

**KJ Hamler and DeAndre Thompkins (PSU, WRs)**

Hamler and Thompkins matched season highs with five receptions each. Thompkins totaled 31 yards and a touchdown, while Hamler totaled 35 yards.

**Jake Pinegar (PSU, K)**

On an extremely windy day, Pinegar matched his career high with a 49-yard field goal, and also converted from 42 and 23 yards, matching his career high of three conversions. He had a 44-yard attempt blocked and a 45-yard attempt fall just short.

**Step-by-Step**

After Taylor's touchdown run in the first quarter, Penn State answered with an eight-play, 75-yard touchdown drive. A pass interference penalty gave the Nittany Lions a key third down conversion, Sanders rushed twice for 17 yards and McSorley completed four of five passes for 32 yards, including a 14-yard touchdown pass to Thompkins.

A fumbled snap the gave Penn State the ball at its own 48, setting up a field goal drive. Pinegar converted from 49 yards out to give Penn State a 10-7 lead with 1:53 remaining in the first quarter.

The Nittany Lions extended their lead with 8:09 remaining in the second quarter on a Sanders touchdown plunge over the goal line. Sanders rushed for 17 yards to start the drive and later for 23 yards on third-and-7 from the Wisconsin 40. McSorley followed that play with a 14-yard pass to Pat Freiermuth and back-to-back rushes by Sanders resulted in the touchdown. The extra point kick sailed wide right though, leaving Penn State with a 16-7 lead.

Wisconsin started with the ball in the second half and pulled within six points on a 28-yard field goal by Rafael Gaglianone. However, Penn State restored its nine-point lead with a 42-yard field goal by Pinegar with 4:07 remaining in the third quarter.

Pinegar converted again from 23 yards out for the final margin.

SCORING SUMMARY

	1	2	3	4	OT	F
<b>UW</b>	7	0	3	0	-	10
<b>PSU</b>	10	6	3	3	-	22

1st	11:04	WIS	Jonathan Taylor 71 yd run (Gaglianone kick)	3-79/1:27/7-0
	7:41	PSU	DeAndre Thompkins 14 yd pass from McSorley (Pinegar kick)	8-75/3:23/7-7
	1:53	PSU	Jake Pinegar 49 yd field goal	9-21/3:41/7-10
2nd	8:09	PSU	Miles Sanders 1 yd run (Pinegar kick failed)	7-60/2:40/7-16
3rd	9:45	WIS	Rafael Gaglianone 28 yd field goal	10-65/5:15/10-16
	4:07	PSU	Jake Pinegar 42 yd field goal	12-50/5:33/10-19
4th	7:23	PSU	Jake Pinegar 23 yd field goal	13-49/6:40/10-22

TEAM STATS

	UW	PSU
First Downs	12	23
Rushing Yards	209	183
Passing Yards	60	160
Passing (C-A-Int)	9-20-2	19-25-0
Total Offense	269	343
Plays	57	72
Fumbles (#-Lost)	2-2	3-2
Penalties (#-Yards)	6-50	3-22
Possession Time	26:01	33:59
3rd-Down Conv.	4-15	6-15
Red Zone	1-2	3-3
Touchdowns	0	2
Field goals	1	1

OTHER

Time of Game	3:04
Wisconsin	6-4, 4-3 BIG
Penn State	7-3, 4-3 BIG

INDIVIDUAL STATISTICS

RUSHING

Wisconsin-Taylor, Jonathan 20-185; Deal, Taiwan 3-42; Groshek, Garrett 5-25; Pryor, Kendrick 1-0; Davis, Danny 1-0; Coan, Jack 7-minus 43.  
Penn State-Sanders, Miles 23-159; Stevens, Tommy 7-25; McSorley, Trace 11-9; Thomas, Johnathan 1-1; Slade, Ricky 2-1; Hamler, KJ 1-1; TEAM 2-minus 13.

PASSING

Wisconsin-Coan, Jack 9-20-60.  
Penn State-McSorley, Trace 19-25-0-160.

RECEIVING

Wisconsin-Davis, Danny 2-24; Ferguson, Jake 2-18; Pryor, Kendrick 2-12; Groshek, Garrett 2-3; Penniston, Kyle 1-3.  
Penn State-Hamler, KJ 5-35; Thompkins, DeAndre 5-31; Freiermuth, Pat 3-34; Dotson, Jahan 2-39; Sanders, Miles 2-9; Sullivan-Brown, Cam 1-9; Shorter, Justin 1-3.

TOP TACKLERS (T-UA-A)

Wisconsin-Edwards, T.J. 14-12-2; Connolly, Ryan 10-8-2; Baun, Zack 9-5-4; Van Ginkel, Andrew 8-6-2; Hicks, Faion 6-6-0; Dixon, D'Cota 6-5-1; Nelson, Scott 6-5-1.  
Penn State-Parsons, Micah 7-3-4; Windsor, Robert 6-5-1; Gross-Matos, Yetur 5-5-0; Brown, Cam 5-4-1; Johnson, Jan 5-4-1; Scott, Nick 5-3-2; Oruwariye, Amani 4-4-0; Miller, Shareef 3-3-0; Sutherland, Jonathan 3-2-1.



# GAME 11

PENN STATE **20**




vs.



**7** RUTGERS

HIGHPOINT.COM STADIUM  
BTN      NOV. 17, 2018  
ATTN: 44,840



## GAME RECAP

**PISCATAWAY, N.J.** - A pair of touchdowns by freshman tight end Pat Freiermuth and three takeaways on defense led No. 14 Penn State past Rutgers, 20-7.

Quarterback Trace McSorley went 17-of-37 passing for 183 yards with two touchdowns and an interception and rushed for 39 yards on seven carries for Penn State. It was the 30th time in his career that he led the Nittany Lions to victory, setting the school record. In addition, he became just third quarterback in Big Ten history to surpass 100 career touchdowns responsible for, joining Drew Brees (Purdue) and J.T. Barrett (Ohio State).

Wide receiver KJ Hamler was McSorley's top target with a career-high-tying five catches for 71 yards, while Freiermuth totaled three catches for 47 yards and two touchdowns.

Both Freiermuth touchdowns followed Rutgers turnovers. Cornerback John Reid and safety Garrett Taylor each tallied an interception and defensive end Daniel Joseph recovered a fumble that was forced by defensive tackle Robert Windsor. The Nittany Lions totaled 11.0 tackles for loss, led by 2.5 TFL and a sack by defensive end Shareef Miller, and forced three turnovers on downs, including one at the 2-yard line.

Penn State held Rutgers to just 234 yards of total offense, including just 46 yards through the air, as a pair of Rutgers quarterbacks were held to just five completions and 46 yards on 16 attempts. The Lions totaled four sacks with Miller, Windsor, linebacker Micah Parsons and defensive tackle Antonio Shelton recording a sack each. Linebackers Jan Johnson and Koa Farmer led the team with eight tackles each.

Running back Raheem Blackshear led the Scarlet Knights with 102 yards and a touchdown on 22 carries. They ran the ball 55 times as a team for 188 yards, averaging 3.4 yards per carry.

Penn State never trailed, taking a 3-0 lead in the first quarter on a Jake Pinegar 22-yard field goal and a 13-0 lead into halftime following a McSorley to Freiermuth touchdown and a last-second field goal. Early in the fourth quarter, McSorley connected with Freiermuth again, and then Rutgers answered with its lone score of the day, a 2-yard rushing touchdown by Blackshear, for the final margin.

## KEYS AND DIFFERENCE MAKERS

### Trace McSorley (PSU, QB)

McSorley surpassed 100 career touchdowns responsible for with his second-quarter touchdown pass, and finished the day at 101, becoming the third quarterback in Big Ten history to do so, and his 30th career win broke a tie with Penn State alums Todd Blackledge (1980-82) and Tony Sacca (1988-91) for the program's all-time QB wins record.

### Pat Freiermuth (PSU, TE)

Freiermuth enjoyed his first career multi-touchdown game with two of his three receptions for the day coming in the end zone. He has a reception in his last 10 games. His six receiving touchdowns on the season are the most for a Penn State freshman since Deon Butler had nine in 2005.

### Penn State Pass Defense

The Nittany Lions held Rutgers to just 46 yards passing and five completions, while intercepting two passes and registering four sacks. Penn State has held three teams less than 60 yards passing this season (Pitt, Wisconsin and Rutgers), a feat which had not been accomplished since 1996.

Reid's interception was his second of the season and fifth of his career, while Taylor's was his third of the season and his career.

### Blake Gillikin (PSU, P)

Penn State won the field position battle decisively, averaging drive starts at its own 40 while Rutgers started on average at its own 21. The advantage was thanks in part to Gillikin, who boomed punts of 70 and 67 yards, for the second- and fourth-longest punts of his career, respectively, and averaged 48.7 yards per punt on six kicks. Gillikin is the fourth player in Penn State history with two 70-plus yard punts in his career.

### Step-by-Step

Penn State held the Scarlet Knights to just 2 yards of offense in the first quarter. Windsor, Miller and Parsons recorded a sack each with Yetur Gross-Matos and Kevin Givens also contributing to stops behind the line.

The Nittany Lions scored on their third offensive possession, driving 71 yards on 13 plays for a 22-yard Pinegar field goal.

Penn State's defense continued its strong play in the second quarter, forcing a turnover on downs, interceptions on two consecutive drives and a punt.

Reid's interception at the 50 with 7:37 remaining in the half did not result in a Penn State score, but helped in the field position battle. A punt pinned Rutgers at its own 8, and then Rutgers quarterback Artur Sitkowski threw an interception to Penn State's Taylor and the Lions took over on offense at the 28.

McSorley connected with Freiermuth for 23 yards, and then after a loss of a yard, found him in the end zone for a 10-0 lead with 2:04 remaining. The Lions added a field goal before the half, and both teams added touchdowns in the fourth quarter for the final margin.

## SCORING SUMMARY

	1	2	3	4	OT	F
<b>PSU</b>	<b>3</b>	<b>10</b>	<b>0</b>	<b>7</b>	<b>-</b>	<b>20</b>
<b>RU</b>	<b>0</b>	<b>0</b>	<b>0</b>	<b>7</b>	<b>-</b>	<b>7</b>

1st	2:27	PSU	Jake Pinegar 22 yd field goal	13-71/5:06/3-0
2nd	2:04	PSU	Pat Freiermuth 6 yd pass from McSorley (Pinegar kick)	4-28/0:53/10-0
	0:00	PSU	Jake Pinegar 19 yd field goal	8-79/1:05/13-0
4th	13:06	PSU	Pat Freiermuth 18 yd pass from McSorley (Pinegar kick)	8-46/3:10/20-0
	9:23	RU	Raheem Blackshear 2 yd run (Davidovicz kick)	9-65/3:43/20-7

	PSU	RU
First Downs	19	17
Rushing Yards	139	188
Passing Yards	183	46
Passing (C-A-Int)	17-37-1	5-16-2
Total Offense	322	234
Plays	76	71
Fumbles (#-Lost)	2-1	2-1
Penalties (#-Yards)	3-43	5-62
Possession Time	27:42	32:18
3rd-Down Conv.	11-19	5-14
Red Zone	4-6	1-2
Touchdowns	2	1
Field goals	2	0

## OTHER

Time of Game	3:13
Penn State	8-3, 5-3 BIG
Rutgers	1-10, 0-8 BIG

## INDIVIDUAL STATISTICS

### RUSHING

Penn State-Sanders, Miles 27-88; McSorley, Trace 7-39; Slade, Ricky 2-10; Shorter, Justin 1-9; TEAM 2-minus 7.  
Rutgers-Blackshear, Raheem 22-102; Pacheco, Isaih 18-53; Rescigno, Giovanni. 7-35; Hilliman, Jonathan 5-29; Sitkowski, Artur 3-minus 31.

### PASSING

Penn State-McSorley, Trace 17-37-1-183.  
Rutgers-Rescigno, Giovanni 2-8-0-28; Sitkowski, Artur 3-7-2-18; Sneed, Trey 0-1-0-0.

### RECEIVING

Penn State-Hamler, KJ 5-71; Dotson, Jahan 4-58; Sanders, Miles 4-2; Freiermuth, Pat 3-47; Thompkins, DeAndre 1-5.  
Rutgers-Melton, Bo 3-29; Jones, Shameen 1-11; Blackshear, Raheem 1-6.

### TOP TACKLERS (T-UA-A)

Penn State-Johnson, Jan 8-4-4; Farmer, Koa 8-2-6; Parsons, Micah 7-5-2; Miller, Shareef 7-2-5; Windsor, Robert 6-4-2; Scott, Nick 6-1-5; Gross-Matos, Yetur 5-2-3; Givens, Kevin 5-1-4; Taylor, Garrett 5-1-4.  
Rutgers-Morris, Trevor 10-6-4; Roberts, Deonte 10-1-9; Turner, Julius 7-2-5; Hampton, Saquan 6-4-2; Hayes, Damon 6-1-5; Fatukasi, Olakunle 5-2-3; Maddox-Williams, Tyreek 4-3-1; Bateky, Jon 4-1-3; Battle, Rashawn 4-1-3.



**MARK ALLEN** 8  
Running Back | 5-6 | 190  
Graduate/Senior  
Hyattsville, Md./DeMatha  
Major: Journalism (2nd degree)

» 2018

**Season:** Appeared in three games...One of 10 Penn Staters to enter 2018 having already earned a degree...Graduated with his degree in criminology in August 2017...Will miss the rest of the season with an injury.

**Appalachian State (9/1):** Had six carries for 25 yards...Set a career high with three catches for 18 yards. **at Pittsburgh (9/8):** Ran for 12 yards on seven carries, including a 4-yard touchdown and a 10-yard rush...Hauled in a 7-yard reception. **Kent State (9/15):** Established career highs for carries (11) and rushing yards (62)...Scored on a 7-yard run in the third quarter.

» 2018 GAME-BY-GAME

Rushing (Carries-Yards-TD)

APPALACHIAN STATE 6-25-0; at Pittsburgh 7-12-1; KENT STATE 11-62-1; at Illinois INJ; OHIO STATE INJ; MICHIGAN STATE INJ; at Indiana INJ; IOWA INJ; at Michigan INJ; WISCONSIN INJ; at Rutgers INJ.

Receiving (Receptions-Yards-TD)

APPALACHIAN STATE 3-18-0; at Pittsburgh 1-7-0; KENT STATE 0-0-0; at Illinois INJ; OHIO STATE INJ; MICHIGAN STATE INJ; at Indiana INJ; IOWA INJ; at Michigan INJ; WISCONSIN INJ; at Rutgers INJ.

» ALLEN'S CAREER STATISTICS & GAME HIGHS

	Att.-Yds.	Avg.	TD	LG	Rec.-Yds.	Avg.	TD	LG
2015	27-98	3.6	1	28	4-44	11.0	1	16
2016	29-115	4.0	1	17	4-24	6.0	1	27
2017	9-38	4.2	-	8	-	-	-	-
2018	24-99	4.1	2	19	4-25	6.3	-	9
<b>CAREER</b>	<b>89-351</b>	<b>3.9</b>	<b>4</b>	<b>28</b>	<b>15-111</b>	<b>7.4</b>	<b>2</b>	<b>27</b>

Rushing Attempts ..... 11; Kent State, 9/15/18

Rushing Yards ..... 62; Kent State, 9/15/18

Rushing Touchdowns ..... 1; Four Times: Last Kent State, 9/15/18

Longest Rush ..... 28 yards; Indiana, 10/10/15

Receptions ..... 3; Appalachian State, 9/1/18

Receiving Yards ..... 29; San Diego State, 9/26/15

Receiving Touchdowns ..... 1; Twice: Last at Rutgers, 11/19/16

Longest Reception ..... 27 yards; at Rutgers, 11/19/16

**NOTE:** Has six career punt returns for 43 yards (7.2 ypr).



**DAMION BARBER** 90  
Defensive Line | 6-3 | 283  
Sophomore/Freshman  
Harrisburg, Pa./Harrisburg  
Major: Division of Undergraduate Studies

» 2018

**Season:** Appeared in two games...One of 34 players to make their Penn State debut this season.

**Kent State (9/15):** Made his collegiate debut...Saw time on defense. **at Illinois (9/21):** Saw playing time on defense.



**RYAN BATES** 52  
Offensive Line | 6-4 | 301  
Senior/Junior  
Warrington, Pa./Archbishop Wood  
Major: Labor & Employment Relations

» 2018

**Awards:** Selected to Pro Football Focus National and Big Ten Teams of the Week following the Pittsburgh (9/8) game...Among the candidates on the preseason watch list for the Outland Trophy, given to the top interior lineman.

**Season:** Made 11 starts this season, including nine at left tackle and two at right tackle.

**Appalachian State (9/1):** Helped the Nittany Lion offense to 434 yards, including 204 on the ground...Cleared the way for five rushing touchdowns, including two by Trace McSorley and two by Miles Sanders... Helped McSorley to collect his 17th game with a passing and a rushing touchdown...Sanders had 91 yards, while Ricky Slade scored his first career touchdown, a 27-yard run. **at Pittsburgh (9/8):** Part of an offensive line that aided the Nittany Lions to 390 total yards...Led the way for 211 yards on the ground and three rushing touchdowns...Protected McSorley as he earned his 18th game with a passing and a rushing touchdown...Helped Miles Sanders collect his first career 100-yard game. **Kent State (9/15):** Led the way as the Nittany Lions totaled 643 yards, PSU's most in a game since 1995...Helped Trace McSorley find the end zone three times on the ground and connect on two passing touchdowns...Aided the Nittany Lions to six rushing touchdowns and three through the air. **at Illinois (9/21):** Paved the way as the Nittany Lions gained 591 yards, including 387 on the ground, PSU's third-highest total in a Big Ten game in program history... Helped Miles Sanders to become the sixth Nittany Lion to rush for 200 yards and three touchdowns in a game...Aided Sanders, Ricky Slade (94 yards) and Trace McSorley (92) to career highs on the ground...Helped McSorley record his ninth game with three or more touchdown passes.

**Ohio State (9/29):** Helped the Nittany Lions to 492 total yards, including 206 on the ground and 286 in the air...Led the way as Trace McSorley set a program record with 461 yards of total offense...Paved the way for McSorley to rush for a career-high 175 yards and KJ Hamler to earn his first 100-yard receiving game. **Michigan State (10/13):** Helped the Penn State offense to 397 total yards, including 205 on the ground against the nation's No. 1 rush defense...Led the way for Miles Sanders' third 100-yard game of the season...Helped Sanders to runs of 48 and 78 yards...Aided Trace McSorley to post his 34th-straight game with a passing touchdown.

**at Indiana (10/20):** Helped the Nittany Lions to post 417 total yards, including 243 through the air...Led the way as Trace McSorley recorded his second career 100-yard rushing game with two rushing touchdowns... Paved the way for Miles Sanders' 126 all-purpose yards, including 72 yards and a touchdown on the ground...Helped McSorley to post his 26th career 200-yard passing game. **Iowa (10/27):** Led the way as Penn State gained 312 total yards, including 118 rushing...Helped Trace McSorley to post his 20th career game with a passing and a rushing touchdown, including a 51-yard touchdown run in the third quarter, only the second run of 20 or more yards allowed by Iowa this season. **at Michigan (11/3):** Helped Tommy Stevens to rush for an 8-yard touchdown...Blocked for Trace McSorley as he reached the 9,000 career passing yards mark. **Wisconsin (11/10):** Helped the Nittany Lions to compile 343 total yards, including 183 on the ground... Paved the way for Miles Sanders' fourth 100-yard game of the season with 159 yards and a touchdown...Protected Trace McSorley as he completed 19-of-25 passes for 160 yards and a score. **at Rutgers (11/17):** Led the way as the Nittany Lions tallied 322 total yards, including 183 through the air...Protected Trace McSorley, who completed 17 passes, including two touchdown throws to Pat Freiermuth...Helped McSorley to earn his program-record 30th win as starting quarterback.



**NICK BOWERS** 83  
Tight End | 6-4 | 260  
Senior/Junior  
Kittanning, Pa./Kittanning Senior  
Major: Labor & Employment Relations

» 2018

**Season:** Made seven appearances this season.

**at Illinois (9/21):** Saw playing time on offense. **Ohio State (9/29):** Saw action on offense. **Michigan State (10/13):** Set career highs with three catches for 18 yards. **at Indiana (10/20):** Saw playing time on offense. **Iowa (10/27):** Earned playing time on offense. **at Michigan (11/3):** Saw action on offense and special teams. **Wisconsin (11/10):** Earned playing time on offense and special teams. **at Rutgers (11/17):** Saw playing time on offense and special teams.

» 2018 GAME-BY-GAME

Receiving (Receptions-Yards-TD)

APPALACHIAN STATE DNP; at Pittsburgh DNP; KENT STATE DNP; at Illinois 0-0-0; OHIO STATE 0-0-0; MICHIGAN STATE 3-18-0; at Indiana 0-0-0; IOWA 0-0-0; at Michigan 0-0-0; WISCONSIN 0-0-0; at Rutgers 0-0-0.

» BOWERS' CAREER STATISTICS & GAME HIGHS

	Att.-Yds.	Avg.	TD	LG	Rec.-Yds.	Avg.	TD	LG
2016	-	-	-	-	Did not see any game action.	-	-	-
2017	-	-	-	-	1-15	15.0	1	15
2018	-	-	-	-	3-18	6.0	-	9
<b>CAREER</b>	<b>-</b>	<b>-</b>	<b>-</b>	<b>-</b>	<b>4-33</b>	<b>8.2</b>	<b>1</b>	<b>15</b>

Receptions ..... 3; Michigan State, 10/13/18

Receiving Yards ..... 18; Michigan State, 10/13/18

Receiving Touchdowns ..... 1; Nebraska, 11/18/17

Longest Reception ..... 15 yards; Nebraska, 11/18/17



**ELLIS BROOKS** 13  
Linebacker | 6-1 | 237  
Sophomore/Freshman  
Mechanicsville, Va./Benedictine College Prep  
Major: Division of Undergraduate Studies

» 2018

**Awards:** Selected to Pro Football Focus National and Big Ten Teams of the Week following the Pittsburgh (9/8) game...Named to Pro Football Focus Big Ten Team of the Week following the Illinois (9/21) game.

**Season:** Appeared in 11 games...One of 34 players to make their Penn State debut this season.

**Appalachian State (9/1):** Made his collegiate debut seeing time on defense and special teams...Assisted on a tackle. **at Pittsburgh (9/8):** Recorded two solo tackles. **Kent State (9/15):** Made two stops, including one solo. **at Illinois (9/21):** Set a career high with six tackles...Recorded his first career interception, returning it 28 yards...Assisted on a sack, his first career half-tackle for loss. **Michigan State (10/13):** Assisted on a tackle. **at Indiana (10/20):** Registered one tackle. **Iowa (10/27):** Made three solo stops, including a career-best full tackle for loss. **at Michigan (11/3):** Recorded three tackles, including two solo. **Wisconsin (11/10):** Assisted on one tackle. **at Rutgers (11/17):** Collected four tackles, including two solo.

» 2018 GAME-BY-GAME

Tackles (Solo-Assisted-Total)

APPALACHIAN STATE 0-1-1; at Pittsburgh 2-0-2; KENT STATE 1-1-2; at Illinois 5-1-6; OHIO STATE 0-0-0; MICHIGAN STATE 0-1-1; at Indiana 0-1-1; IOWA 3-0-3; at Michigan 2-1-3; WISCONSIN 0-1-1; at Rutgers 2-2-4.

» BROOKS' CAREER STATISTICS & GAME HIGHS

	UA-A	TK	FF	FR	I	PBU	SACK	TFL
2018	15-9	24	-	-	1	-	0.5-2	1.5-3
<b>CAREER</b>	<b>15-9</b>	<b>24</b>	<b>-</b>	<b>-</b>	<b>1</b>	<b>-</b>	<b>0.5-2</b>	<b>1.5-3</b>

Tackles ..... 6; at Illinois, 9/21/18

Tackles for Loss ..... 1.0; Iowa, 10/27/18

Sacks ..... 0.5; at Illinois, 9/21/18

Interceptions ..... 1; at Illinois, 9/21/18

Interception Return ..... 28 yards; at Illinois, 9/21/18



**CAM BROWN** 6  
Linebacker | 6-5 | 226  
Junior/Junior  
Burtonsville, Md./The Bullis School  
Major: Kinesiology

» 2018  
Season: Made 11 appearances, including 10 starts.


**Appalachian State (9/1):** Recorded four tackles, including two solo...Set a career high with his first full sack. **at Pittsburgh (9/8):** Made four stops, including a tackle for loss...Added a QB hurry. **Kent State (9/15):** Had a team-high seven tackles, including a career-high two tackles for loss. **at Illinois (9/21):** Made three stops...Forced a fumble for the first time in his career...Broke up a pass. **Ohio State (9/29):** Collected six tackles... Added a pass breakup and a QB hurry. **Michigan State (10/13):** Tallied four tackles...Contributed a tackle for loss and a pass breakup. **at Indiana (10/20):** Collected eight tackles, including six solo...Added a pass breakup. **Iowa (10/27):** Posted six tackles, including five solo...Forced a fumble in the first quarter...Added a QB hurry. **at Michigan (11/3):** Collected six tackles, five solo, and broke up a pass. **Wisconsin (11/10):** Recorded five tackles, including four solo...Added a pass breakup and a QB hurry. **at Rutgers (11/17):** Made two stops, including one solo.

» 2018 GAME-BY-GAME  
*Tackles (Solo-Assisted-Total)*  
APPALACHIAN STATE 2-2-4; at Pittsburgh 3-1-4; KENT STATE 3-4-7; at Illinois 2-1-3; OHIO STATE 3-3-6; MICHIGAN STATE 2-2-4; at Indiana 6-2-8; IOWA 5-1-6; at Michigan 5-1-6; WISCONSIN 4-1-5; at Rutgers 1-1-2.

» C. BROWN'S CAREER STATISTICS & GAME HIGHS

	UA-A	TK	FF	FR	I	PBU	SACK	TFL
2016	14-19	33	-	-	-	-	0.5-1	1.5-2
2017	16-15	31	-	-	-	1	0.5-4	1.5-8
2018	36-19	55	2	-	-	6	1.0-4	5.0-15
<b>CAREER</b>	<b>66-53</b>	<b>119</b>	<b>2</b>	<b>-</b>	<b>-</b>	<b>7</b>	<b>2.0-9</b>	<b>8.0-25</b>

**Tackles** ..... 10; at Michigan, 9/24/16  
**Sacks** ..... 1.0; Appalachian State, 9/1/18  
**Tackles for Loss** ..... 2.0; Kent State, 9/15/18  
**Forced Fumbles** ..... 1; Twice: Last Iowa, 10/27/18  
**Pass Breakups** ..... 1; Seven Times: Last Wisconsin, 11/10/18  
**Blocked Kicks** ..... 1 (punt); Ohio State, 10/22/16



**JOURNEY BROWN** 32  
Running Back | 5-11 | 205  
Sophomore/Freshman  
Meadville, Pa./Meadville  
Major: Division of Undergraduate Studies

» 2018  
Season: Appeared in six games...One of 34 players to make their Penn State debut this season.

**Kent State (9/15):** Made his collegiate debut...Saw time on special teams. **at Illinois (9/21):** Gained 10 yards on two carries...Scored on a 6-yard rush. **at Indiana (10/20):** Had a 5-yard carry in the fourth quarter. **Iowa (10/27):** Saw playing time on offense. **at Michigan (11/3):** Had an 8-yard carry and caught a 9-yard pass. **Wisconsin (11/10):** Earned playing time on offense and special teams. **at Rutgers (11/17):** Saw playing time on offense and special teams.

» 2018 GAME-BY-GAME  
*Rushing (Carries-Yards-TD)*  
APPALACHIAN STATE DNP; at Pittsburgh DNP; KENT STATE 0-0-0; at Illinois 2-10-0; OHIO STATE DNP; MICHIGAN STATE DNP; at Indiana 1-5-0; IOWA 0-0-0; at Michigan 1-8-0; WISCONSIN 0-0-0; at Rutgers 0-0-0.

*Receiving (Receptions-Yards-TD)*  
APPALACHIAN STATE DNP; at Pittsburgh DNP; KENT STATE 0-0-0; at Illinois 0-0-0; OHIO STATE DNP; MICHIGAN STATE DNP; at Indiana 0-0-0; IOWA 0-0-0; at Michigan 1-9-0; WISCONSIN 0-0-0; at Rutgers 0-0-0.

» J. BROWN'S CAREER STATISTICS & GAME HIGHS

	Att.-Yds.	Avg.	TD	LG	Rec.-Yds.	Avg.	TD	LG
2018	4-23	5.7	1	8	1-9	9	-	9
<b>CAREER</b>	<b>4-23</b>	<b>5.7</b>	<b>1</b>	<b>8</b>	<b>1-9</b>	<b>9</b>	<b>-</b>	<b>9</b>

**Rushing Attempts** ..... 2; at Illinois, 9/21/18  
**Rushing Yards** ..... 10; at Illinois, 9/21/18  
**Rushing Touchdowns** ..... 1; at Illinois, 9/21/18  
**Longest Rush** ..... 8 yards; at Michigan, 11/3/18

**Receptions** ..... 1; at Michigan, 11/3/18  
**Receiving Yards** ..... 9; at Michigan, 11/3/18  
**Longest Reception** ..... 9 yards; at Michigan, 11/3/18



**JABARI BUTLER** 25  
Cornerback | 5-11 | 183  
Senior/Junior  
Potomac, Md./Bishop Gorman (Nev.)  
Major: Telecommunications

» 2018  
Season: Appeared in eight games...One of 34 players to make their Penn State debut this season.

**Appalachian State (9/1):** Made an appearance on special teams. **at Pittsburgh (9/8):** Saw time on defense and special teams...Made a tackle and forced his first career fumble. **Kent State (9/15):** Recorded one tackle on a kickoff. **at Illinois (9/21):** Made a solo stop and broke up a pass. **Ohio State (9/29):** Saw action on special teams. **Michigan State (10/13):** Assisted on a tackle on a punt return. **at Indiana (10/20):** Earned playing time on special teams. **Iowa (10/27):** Made a tackle on a kickoff return in the second quarter.

» 2018 GAME-BY-GAME  
*Tackles (Solo-Assisted-Total)*  
APPALACHIAN STATE 0-0-0; at Pittsburgh 1-0-1; KENT STATE 1-0-1; at Illinois 1-0-1; OHIO STATE 0-0-0; MICHIGAN STATE 0-1-1; at Indiana 0-0-0; IOWA 1-0-1; at Michigan DNP; WISCONSIN DNP; at Rutgers DNP.

» BUTLER'S CAREER STATISTICS & GAME HIGHS

	UA-A	TK	FF	FR	I	PBU	SACK	TFL
2015*	33-7	40	-	1	6	9	-	-
2016*	9-5	14	-	1	-	1	-	-
2017	Redshirt Season (NCAA Transfer Rules)							
2018	4-1	5	1	-	-	1	-	-
<b>PSU CAREER</b>	<b>4-1</b>	<b>5</b>	<b>1</b>	<b>-</b>	<b>-</b>	<b>1</b>	<b>-</b>	<b>-</b>
<b>CAREER</b>	<b>46-13</b>	<b>59</b>	<b>1</b>	<b>2</b>	<b>6</b>	<b>11</b>	<b>-</b>	<b>-</b>

**Tackles** ..... 6; vs. Sam Houston State, 10/17/15\*  
**Forced Fumbles** ..... 1; at Pittsburgh, 9/8/18  
**Fumble Recoveries** ..... 2; vs. McNeese State, 10/31/15\*  
**Long Fumble Return** ..... 21 yards; vs. Northwestern State, 11/7/15\*  
**Interceptions** ..... 2; Twice: Last vs. McNeese State, 10/31/15\*  
**Long Interception Return** ..... 49 yards; vs. Houston Baptist, 9/19/15\*  
**Pass Breakups** ..... 3; at Incarnate Word, 10/25/15\*

\*- at Abilene Christian



**TARIQ CASTRO-FIELDS** 5  
Cornerback | 6-0 | 189  
Sophomore/Sophomore  
Upper Marlboro, Md./Riverdale Baptist School  
Major: Division of Undergraduate Studies

» 2018  
Awards: Selected to the Pro Football Focus Big Ten Team of the Week following the Kent State (9/15) game.

Season: Appeared in 11 games, making three starts...One of 18 Nittany Lions to make their first career start this year.

**Appalachian State (9/1):** Posted four stops and broke up two passes. **at Pittsburgh (9/8):** Earned his first career start...Recorded a career-high five tackles. **Kent State (9/15):** Made three stops...Tied a career best with a full tackle for loss...Added a pass breakup. **at Illinois (9/21):** Recorded one tackle...Broke up one pass. **Ohio State (9/29):** Recorded four tackles...Added a pass breakup. **Michigan State (10/13):** Posted two tackles and broke up a pass. **at Indiana (10/20):** Registered four tackles, including three solo...Made a solo tackle for loss. **Iowa (10/27):** Collected a solo tackle and a pass breakup. **Wisconsin (11/10):** Recorded a solo tackle. **at Rutgers (11/17):** Made one solo tackle.

» 2018 GAME-BY-GAME  
*Tackles (Solo-Assisted-Total)*  
APPALACHIAN STATE 2-2-4; at Pittsburgh 1-4-5; KENT STATE 3-0-3; at Illinois 1-0-1; OHIO STATE 2-2-4; MICHIGAN STATE 2-0-2; at Indiana 3-1-4; IOWA 1-0-1; at Michigan 0-0-0; WISCONSIN 1-0-1; at Rutgers 1-0-1.

» CASTRO-FIELDS' CAREER STATISTICS & GAME HIGHS

	UA-A	TK	FF	FR	I	PBU	SACK	TFL
2017	9-1	10	1	-	1	3	-	2.0-8
2018	15-7	22	-	-	-	6	-	2.0-2
<b>CAREER</b>	<b>24-8</b>	<b>32</b>	<b>1</b>	<b>-</b>	<b>1</b>	<b>9</b>	<b>-</b>	<b>4.0-10</b>

**Tackles** ..... 5; at Pittsburgh, 9/8/18  
**Tackles for Loss** ..... 1.0; Four Times: Last at Indiana, 10/20/18  
**Forced Fumbles** ..... 1; at Maryland, 11/25/17  
**Interceptions** ..... 1; Georgia State, 9/16/17  
**Pass Breakups** ..... 3; at Michigan State, 11/4/17



**RAFAEL CHECA** 90  
Kicker | 6-2 | 201  
Freshman/Freshman  
Chevy Chase, Md./St. John's College H.S.  
Major: Division of Undergraduate Studies

» 2018  
Season: Appeared in 10 games...One of 15 true freshmen to make their debut this year...One of 34 players to make their Penn State debut this season...One of 18 players to make their first career start this year.

**Appalachian State (9/1):** Made his college debut...Averaged 60.2 yards on six kickoffs, including two touchbacks. **at Pittsburgh(9/8):** Averaged 51.0 yards per kickoff on eight kicks, including two touchbacks. **Kent State (9/15):** Averaged 61.8 yards on 10 kickoffs, including six touchbacks. **at Illinois (9/21):** Averaged 60.6 yards on 10 kickoffs with five touchbacks. **Ohio State (9/29):** Averaged 65.0 yards on six kickoffs, recording touchbacks on all of them. **Michigan State (10/13):** Averaged 64.8 yards on four kickoffs, including three touchbacks. **at Indiana (10/20):** Averaged 57.9 yards on seven kickoffs, including four touchbacks. **Iowa (10/27):** Averaged 61.3 yards on nine kickoffs, including five touchbacks... Made his first career tackle on a kick return in the second quarter. **Wisconsin (11/10):** Averaged 55.7 yards on six kickoffs, including one touchback. **at Rutgers (11/17):** Averaged 56.8 yards on four kickoffs, including one touchback.

» CHECA'S CAREER KICKOFF STATISTICS & GAME HIGHS

	KO	Yds.	Avg.	TB	OB
2018	70	4,160	59.4	35	4
<b>CAREER</b>	<b>70</b>	<b>4,160</b>	<b>59.4</b>	<b>35</b>	<b>4</b>

**Kickoffs** ..... 10; Twice: Last at Illinois, 9/21/18  
**Kickoff Yards** ..... 618; Kent State, 9/15/18  
**Kickoff Average** ..... 65.0; Ohio State, 9/29/18  
**Touchbacks** ..... 6; Twice: Last Ohio State, 9/29/18

NOTE: Has two career tackles (vs. Iowa and at Rutgers, 2018).



**DAN CHISENA** 88  
Wide Receiver | 6-3 | 208  
Senior/Junior  
Downingtown, Pa./Downingtown East  
Major: Security and Risk Analysis

» 2018

**Season:** Appeared in one game...One of 34 players to make their Penn State debut this season.

**Appalachian State (9/1):** Named the coaching staff's Scout Team Special Teams Player of the Week. **Illinois (9/21):** Selected Scout Team Offensive and Special Teams Player of the Week by the coaching staff. **Ohio State (9/29):** Saw playing time on special teams. **at Rutgers (11/17):** Earned the coaching staff's Scout Team Special Teams Player of the Week award.



**MAX CHIZMAR** 50  
Linebacker | 6-2 | 222  
Sophomore/Freshman  
Mars, Pa./Mars  
Major: Division of Undergraduate Studies

» 2018

**Season:** Appeared in one game...One of 34 players to make their Penn State debut this season.

**at Pittsburgh (9/8):** Named the coaching staff's Scout Team Defensive Player of the Week. **Kent State (9/15):** Made his collegiate debut...Saw time on defense, assisting on one tackle. **at Indiana (10/20):** Named the coaching staff's Scout Team Special Teams Player of the Week. **Iowa (10/27):** Named the coaching staff's Scout Team Defensive Player of the Week. **at Michigan (11/3):** Earned the coaching staff's Scout Team Defensive Player of the Week Award. **at Rutgers (11/17):** Named the coaching staff's Scout Team Defensive Player of the Week.

» 2018 GAME-BY-GAME

*Tackles (Solo-Assisted-Total)*

APPALACHIAN STATE DNP; at Pittsburgh DNP; KENT STATE 0-1-1; at Illinois DNP; OHIO STATE DNP; MICHIGAN STATE DNP; at Indiana DNP; IOWA 0-0-0; at Michigan DNP; WISCONSIN DNP; at Rutgers DNP.

» CHIZMAR'S CAREER STATISTICS & GAME HIGHS

	UA-A	TK	FF	FR	I	PBU	SACK	TFL
2018	0-1	1	-	-	-	-	-	-
<b>CAREER</b>	<b>0-1</b>	<b>1</b>	-	-	-	-	-	-

**Tackles** ..... 1; Kent State, 9/15/18



**SEAN CLIFFORD** 14  
Quarterback | 6-2 | 219  
Sophomore/Freshman  
Cincinnati, Ohio/Saint Xavier  
Major: Division of Undergraduate Studies

» 2018

**Season:** Appeared in three games...One of 34 players to make their Penn State debut this season.

**at Pittsburgh (9/8):** Connected with Brandon Polk for a 34-yard touchdown...On his first career pass attempt, became the first PSU quarterback to throw for a touchdown on his first career completion since Matt McGloin against Minnesota in 2010. **Kent State (9/15):** Completed all three passes for 117 yards...Connected with Daniel George on a career-long and school-record 95-yard touchdown in the fourth quarter...Pass broke previous record of 92 yards from Bill Hess to Bob Higgins in 1919. **at Illinois (9/21):** Hooked up with Mac Hippenhammer for a 44-yard completion on his only pass attempt.

» 2018 GAME-BY-GAME

*Passing (Comp-Att-Yds-TD-INT)*

APPALACHIAN STATE DNP; at Pittsburgh 1-1-34-1-0; KENT STATE 3-3-117-1-0; at Illinois 1-1-44-0-0; OHIO STATE DNP; MICHIGAN STATE DNP; at Indiana DNP; IOWA DNP; at Michigan DNP; WISCONSIN DNP; at Rutgers DNP.

» CLIFFORD'S CAREER PASSING STATISTICS & GAME HIGHS

	C-A	Yds.	%	TD-INT	YPG	LG
2018	5-5	195	100.0	2-0	65.0	95
<b>CAREER</b>	<b>5-5</b>	<b>195</b>	<b>100.0</b>	<b>2-0</b>	<b>65.0</b>	<b>95</b>

**Pass Completions** ..... 3; Kent State, 9/15/18  
**Pass Attempts** ..... 3; Kent State, 9/15/18  
**Passing Yards** ..... 117; Kent State, 9/15/18  
**Passing Touchdowns** ..... 1; Twice: Last Kent State, 9/15/18  
**Long Pass** ..... 95 yards; Kent State, 9/15/18

» CLIFFORD'S CAREER RUSHING STATISTICS & GAME HIGHS

	Att.-Yds.	Avg.	TD	LG	Rec.-Yds.	Avg.	TD	LG
2018	4-1	0.2	-	6	-	-	-	-
<b>CAREER</b>	<b>4-1</b>	<b>0.2</b>	-	<b>6</b>	-	-	-	-

**Rushing Attempts** ..... 2; Twice: Last at Illinois, 9/21/18  
**Rushing Yards** ..... 10; Kent State, 9/15/18  
**Longest Rush** ..... 6 yards; Kent State, 9/15/18



**JAKE COOPER** 33  
Linebacker | 6-1 | 231  
Senior/Senior  
Doylestown, Pa./Archbishop Wood  
Major: Telecommunications

» 2018

**Season:** Appeared in four games.

**at Pittsburgh (9/8):** Saw time on defense. **Kent State (9/15):** Saw time on defense and special teams...Recorded one tackle. **at Illinois (9/21):** Saw game action on defense. **Wisconsin (11/10):** Saw playing time on special teams.

» 2018 GAME-BY-GAME

*Tackles (Solo-Assisted-Total)*

APPALACHIAN STATE DNP; at Pittsburgh 0-0-0; KENT STATE 1-0-1; at Illinois 0-0-0; OHIO STATE DNP; MICHIGAN STATE DNP; at Indiana DNP; IOWA DNP; at Michigan DNP; WISCONSIN 0-0-0; at Rutgers DNP.

» COOPER'S CAREER STATISTICS & GAME HIGHS

	UA-A	TK	FF	FR	I	PBU	SACK	TFL
2015	9-5	14	-	-	-	1	1.0-11	2.5-15
2016	4-11	15	-	-	-	-	-	-
2017	5-6	11	-	-	-	-	-	-
2018	1-0	1	-	-	-	-	-	-
<b>CAREER</b>	<b>19-22</b>	<b>41</b>	-	-	-	<b>1</b>	<b>1.0-11</b>	<b>2.5-15</b>

**Tackles** ..... 6; Twice: Last at Michigan, 9/24/16

**Sacks** ..... 1.0; Buffalo, 9/12/15

**Tackles for Loss** ..... 1.0; Twice: Last Maryland, 10/24/15

**Pass Breakups** ..... 1; Rutgers, 9/19/15



**DANNY DALTON** 80  
Tight End/H-Back | 6-4 | 251  
Junior/Sophomore  
Marshfield, Mass./Marshfield  
Major: Criminology

» 2018

**Season:** Appeared in three games...One of 34 players to make their Penn State debut this season.

**Appalachian State (9/1):** Made his first career appearance...Recorded his first career catch, a 2-yard reception in the first quarter. **at Pittsburgh (9/8):** Set career highs with two catches for 17 yards. **at Rutgers (11/17):** Earned playing time on special teams.

» 2018 GAME-BY-GAME


*Receiving (Receptions-Yards-TD)*

APPALACHIAN STATE 1-2-0; at Pittsburgh 2-17-0; KENT STATE DNP; at Illinois DNP; OHIO STATE DNP; MICHIGAN STATE DNP; at Indiana DNP; IOWA DNP; at Michigan DNP; WISCONSIN DNP; at Rutgers 0-0-0.

» DALTON'S CAREER STATISTICS & GAME HIGHS

	Att.-Yds.	Avg.	TD	LG	Rec.-Yds.	Avg.	TD	LG
2017	-	-	-	DNP	-	-	-	-
2018	-	-	-	-	3-19	6.3	-	9
<b>CAREER</b>	-	-	-	-	<b>3-19</b>	<b>6.3</b>	-	<b>9</b>

**Receptions** ..... 2; at Pittsburgh, 9/8/18  
**Receiving Yards** ..... 17; at Pittsburgh, 9/8/18  
**Long Reception** ..... 9 yards; at Pittsburgh, 9/8/18



**DAE'LUN DARIEN** 41  
Linebacker | 6-4 | 224  
Junior/Sophomore  
Baltimore, Md./Dunbar  
Major: Media Studies

» 2018

**Season:** Made seven appearances this season.

**at Pittsburgh (9/8):** Saw time on defense and special teams...Recorded two tackles and a QB hurry. **Kent State (9/15):** Saw time on defense and special teams...Made a solo tackle and broke up a pass. **at Illinois (9/21):** Earned playing time on defense and special teams...Recorded one tackle. **Iowa (10/27):** Saw playing time on special teams. **at Michigan (11/3):** Earned playing time on special teams. **Wisconsin (11/10):** Saw action on special teams. **at Rutgers (11/17):** Earned action on special teams.

» 2018 GAME-BY-GAME

*Tackles (Solo-Assisted-Total)*

APPALACHIAN STATE DNP; at Pittsburgh 2-0-2; KENT STATE 1-0-1; at Illinois 1-0-1; OHIO STATE DNP; MICHIGAN STATE DNP; at Indiana DNP; IOWA 0-0-0; at Michigan 0-0-0; WISCONSIN 0-0-0; at Rutgers 0-0-0.

» DARIEN'S CAREER STATISTICS & GAME HIGHS

	UA-A	TK	FF	FR	I	PBU	SACK	TFL
2017	-	-	-	-	-	-	-	-
2018	4-0	4	-	-	-	1	-	-
<b>CAREER</b>	<b>4-0</b>	<b>4</b>	-	-	-	<b>1</b>	-	-

**Tackles** ..... 2; at Pittsburgh, 9/8/18

**Pass Breakups** ..... 1; Kent State, 9/15/18



**FRANK DI LEO** 39  
Linebacker | 5-9 | 225  
Senior/Junior  
Elmhurst, Ill./Saint Ignatius College Prep  
Major: Business Administration

» 2018

**Season:** Appeared in two games.

**Appalachian State (9/1):** Named the coaching staff's Scout Team Defensive Player of the Week. **Kent State (9/15):** Saw time on defense and special teams. **at Illinois (9/21):** Saw game action on defense and special teams.



**JAHAN DOTSON** 5  
Wide Receiver | 5-11 | 169  
Freshman/Freshman  
Nazareth, Pa./Nazareth Area  
Major: Division of Undergraduate Studies

» 2018

**Season:** Appeared in six games...One of 15 true freshmen to make their debut this season...One of 34 players to make their Penn State debut this season...One of 18 Nittany Lions to make their first career start this year...First five catches of the season all resulted in first downs...Seven of 11 catches have been for first downs.

**Kent State (9/15):** Made his collegiate debut...Saw time on offense and special teams. **at Indiana (10/20):** Made his first career catch, a 10-yard reception in the fourth quarter. **Iowa (10/27):** Caught two passes for 21 yards, including a 15-yard reception in the first quarter to help PSU convert on fourth down. **at Michigan (11/3):** Had two catches for 29 yards, including a 19-yard grab. **Wisconsin (11/10):** Earned his first career start, becoming the first true freshman receiver to start since Saeed Blacknall in 2014...Made two grabs for 39 yards, including a 30-yard catch in the second quarter. **at Rutgers (11/17):** Set career highs with four catches for 58 yards...Made a career-long 35-yard grab in the second quarter.

» 2018 GAME-BY-GAME

Receiving (Receptions-Yards-TD)

APPALACHIAN STATE DNP; at Pittsburgh DNP; KENT STATE 0-0-0; at Illinois DNP; OHIO STATE DNP; MICHIGAN STATE DNP; at Indiana 1-10-0; IOWA 2-21-0; at Michigan 2-29-0; WISCONSIN 2-39-0; at Rutgers 4-58-0.

» DOTSON'S CAREER STATISTICS & GAME HIGHS

	Att.-Yds.	Avg.	TD	LG	Rec.-Yds.	Avg.	TD	LG
2018	-	-	-	-	11-157	14.3	-	35
<b>CAREER</b>	-	-	-	-	<b>11-157</b>	<b>14.3</b>	-	<b>35</b>

**Receptions** ..... 4; at Rutgers, 11/17/18  
**Receiving Yards** ..... 58; at Rutgers, 11/17/18  
**Long Reception** ..... 35 yards; at Rutgers, 11/17/18

**NOTE:** Has one career punt return (-2 yards vs. Kent State, 2018)



**BRELIN FAISON-WALDEN** 25  
Linebacker | 6-1 | 207  
Sophomore/Freshman  
Greensboro, N.C./Grimsley  
Major: Kinesiology

» 2018

**Season:** Appeared in one game...One of 34 players to make their Penn State debut this season.

**Kent State (9/15):** Made his collegiate debut...Saw time on defense. **Wisconsin (11/10):** Named the coaching staff's Scout Team Defensive Player of the Week.



**KOA FARMER** 7  
Linebacker | 6-1 | 236  
Graduate/Senior  
Lake View Terrace, Calif./Notre Dame  
Major: Journalism (3rd degree)

» 2018

**Awards:** Among the candidates on the preseason watch list for the Butkus Award, given to the nation's top linebacker.

**Season:** Made 11 starts...One of 10 Penn Staters to enter 2018 having already earned a degree...Completed degrees in criminology and sociology in December 2017.

**Appalachian State (9/1):** Recorded five tackles, three solo...Added a tackle for loss. **at Pittsburgh (9/8):** Assisted on a tackle. **Kent State (9/15):** Saw time on defense and special teams. **at Illinois (9/21):** Made three stops, including one solo tackle. **Ohio State (9/29):** Matched a career high with eight tackles...Assisted on a tackle for loss. **Michigan State (10/13):** Tallied six stops, including four solo...Added a pass breakup. **at Indiana (10/20):** Posted seven tackles, including four solo. **Iowa (10/27):** Collected five tackles, including two solo...Forced a fumble for the second time in his career. **at Michigan (11/3):** Registered four tackles, all solo stops. **Wisconsin (11/10):** Made one solo tackle. **at Rutgers (11/17):** Tied a career high with eight tackles...Made one tackle for loss and broke up a pass.

» 2018 GAME-BY-GAME

Tackles (Solo-Assisted-Total)

APPALACHIAN STATE 3-2-5; at Pittsburgh 0-1-1; KENT STATE 0-0-0; at Illinois 1-2-3; OHIO STATE 2-6-8; MICHIGAN STATE 4-2-6; at Indiana 4-3-7; IOWA 2-3-5; at Michigan 4-0-4; WISCONSIN 1-0-1; at Rutgers 2-6-8.

» FARMER'S CAREER STATISTICS & GAME HIGHS

	UA-A	TK	FF	FR	I	PBU	SACK	TFL
2015	-	-	-	-	-	-	-	-
2016	14-15	29	1	-	-	1	3.0-13	4.5-16
2017	19-29	48	-	1	-	1	1.0-4	5.5-15
2018	24-25	49	1	-	-	2	-	2.5-3
<b>CAREER</b>	<b>55-63</b>	<b>118</b>	<b>2</b>	<b>1</b>	-	<b>4</b>	<b>4.0-17</b>	<b>12.5-34</b>

**Tackles** ..... 8; Four Times: Last at Rutgers, 11/17/18  
**Sacks** ..... 1.0; Four Times: Last Pittsburgh, 9/9/17  
**Tackles for Loss** ..... 2.0; at Ohio State, 10/28/17  
**Forced Fumbles** ..... 1; Twice: Last Iowa, 10/27/18  
**Fumble Recoveries** ..... 1; at Ohio State, 10/28/17  
**Pass Breakups** ..... 1; Four Times: Last at Rutgers, 11/17/18

**NOTE:** Has 23 career kickoff returns for 500 yards (21.7 ypr).



**PAT FREIERMUTH** 87  
Tight End/H-Back | 6-5 | 260  
Freshman/Freshman  
Merrimac, Mass./Brooks School  
Major: Division of Undergraduate Studies

» 2018

**Season:** Appeared in 11 games, making seven starts...One of 15 true freshmen to make their debut this season...One of 34 players to make their Penn State debut this year...One of 18 Nittany Lions to make their first career start this year...Has made a catch in 10-straight games, dating back to the Pitt (9/8) game...Has the most touchdown receptions by a PSU freshman since Deon Butler (9) in 2005.

**Rankings:** Sits ninth in the Big Ten with six touchdown receptions.

**Appalachian State (9/1):** Made his first career appearance, seeing time on offense. **at Pittsburgh (9/8):** Hauled in his first career reception, a 5-yard catch in the fourth quarter. **Kent State (9/15):** Made two grabs for 35 yards, including a 23-yard reception. **at Illinois (9/21):** Caught his first career touchdown, a 5-yard reception in the second quarter. **Ohio State (9/29):** Caught three passes for 44 yards...Hauled in a 2-yard touchdown reception...Made a career-long 27-yard catch. **Michigan State (10/13):** Hauled in three catches for 32 yards...Made a 25-yard grab in the third quarter. **at Indiana (10/20):** Caught two passes for 32 yards, including a 23-yard touchdown grab in the second quarter. **Iowa (10/27):** Caught an 18-yard touchdown in the first quarter. **at Michigan (11/3):** Hauled in three catches for a career-high 51 yards, including a 25-yard reception on PSU's opening drive. **Wisconsin (11/10):** Made three catches for 34 yards, including a 16-yard reception. **at Rutgers (11/17):** Hauled in three catches for 47 yards, including touchdown receptions of 6 and 18 yards...Added a 23-yard catch...Named the coaching staff's Offensive Player of the Week.

» 2018 GAME-BY-GAME


Receiving (Receptions-Yards-TD)

APPALACHIAN STATE 0-0-0; at Pittsburgh 1-5-0; KENT STATE 2-35-0; at Illinois 1-5-1; OHIO STATE 3-44-1; MICHIGAN STATE 3-32-0; at Indiana 2-32-1; IOWA 1-18-1; at Michigan 3-51-0; WISCONSIN 3-34-0; at Rutgers 3-47-2.

» FREIERMUTH'S CAREER STATISTICS & GAME HIGHS

	Att.-Yds.	Avg.	TD	LG	Rec.-Yds.	Avg.	TD	LG
2018	-	-	-	-	22-303	13.8	6	27
<b>CAREER</b>	-	-	-	-	<b>22-303</b>	<b>13.8</b>	<b>6</b>	<b>27</b>

**Receptions** ..... 3; Five Times: Last at Rutgers, 11/17/18  
**Receiving Yards** ..... 51; Michigan, 11/3/18  
**Receiving Touchdowns** ..... 2; at Rutgers, 11/17/18  
**Long Reception** ..... 27 yards; Ohio State, 9/29/18




**WILL FRIES** 71  
 Offensive Line | 6-6 | 312  
 Junior/Sophomore  
 Cranford, N.J./Cranford  
 Major: Economics

» 2018

**Season:** Appeared in 11 games, making eight starts, including seven starts at right tackle and two at left tackle.

**Appalachian State (9/1):** Saw time on offense and special teams... Helped the Nittany Lion offense to 434 yards, including 204 on the ground...Cleared the way for five rushing touchdowns, including two by Trace McSorley and two by Miles Sanders...Helped McSorley to collect his 17th game with a passing and a rushing touchdown...Sanders had 91 yards, while Ricky Slade scored his first career touchdown, a 27-yard run. **at Pittsburgh (9/8):** Part of an offensive line that aided the Nittany Lions to 390 total yards...Led the way for 211 yards on the ground and three rushing touchdowns...Protected McSorley as he earned his 18th game with a passing and a rushing touchdown...Helped Miles Sanders collect his first career 100-yard game. **Kent State (9/15):** Led the way as the Nittany Lions totaled 643 yards, PSU's most in a game since 1995... Helped Trace McSorley to find the end zone three times on the ground and connect on two passing touchdowns...Aided the Nittany Lions to six rushing touchdowns and three through the air. **at Illinois (9/21):** Paved the way as the Nittany Lions gained 591 yards, including 387 on the ground, PSU's third-highest total in a Big Ten game in program history... Helped Miles Sanders to become the sixth Nittany Lion to rush for 200 yards and three touchdowns in a game...Aided Sanders, Ricky Slade (94 yards) and Trace McSorley (92) to career highs on the ground...Helped McSorley record his ninth game with three or more touchdown passes.

**Ohio State (9/29):** Helped the Nittany Lions to 492 total yards, including 206 on the ground and 286 in the air...Led the way as Trace McSorley set a program record with 461 yards of total offense...Paved the way for McSorley to rush for a career-high 175 yards and KJ Hamler to earn his first 100-yard receiving game. **Michigan State (10/13):** Helped the Penn State offense to 397 total yards, including 205 on the ground against the nation's No. 1 rush defense...Led the way for Miles Sanders' third 100-yard game of the season...Helped Sanders to runs of 48 and 78 yards...Aided Trace McSorley to post his 34th-straight game with a passing touchdown. **at Indiana (10/20):** Helped the Nittany Lions to post 417 total yards, including 243 through the air...Led the way as Trace McSorley recorded his second career 100-yard rushing game with two rushing touchdowns... Paved the way for Miles Sanders' 126 all-purpose yards, including 72 yards and a touchdown on the ground...Helped McSorley to post his 26th career 200-yard passing game. **Iowa (10/27):** Led the way as Penn State gained 312 total yards, including 118 rushing...Helped Trace McSorley to post his 20th career game with a passing and a rushing touchdown, including a 51-yard touchdown run in the third quarter, only the second run of 20 or more yards allowed by Iowa this season. **at Michigan (11/3):** Helped Tommy Stevens to rush for an 8-yard touchdown...Blocked for Trace McSorley as he reached the 9,000 career passing yards mark. **Wisconsin (11/10):** Helped the Nittany Lions to compile 343 total yards, including 183 on the ground... Paved the way for Miles Sanders' fourth 100-yard game of the season with 159 yards and a touchdown...Protected Trace McSorley as he completed 19-of-25 passes for 160 yards and a score. **at Rutgers (11/17):** Led the way as the Nittany Lions tallied 322 total yards, including 183 through the air...Protected Trace McSorley, who completed 17 passes, including two touchdown throws to Pat Freiermuth...Helped McSorley to earn his program-record 30th win as starting quarterback.



**ALEX GELLERSTEDT** 51  
 Offensive Line | 6-6 | 311  
 Junior/Sophomore  
 Dublin, Ohio/Dublin Coffman  
 Major: Economics

» 2018

**Season:** Appeared in one game this season.

**Kent State (9/15):** Named the coaching staff's Scout Team Offensive Player of the Week. **at Illinois (9/21):** Earned the coaching staff's Scout Team Offensive Player of the Week honor. **at Michigan (11/3):** Saw playing time on offense.



**DANIEL GEORGE** 86  
 Wide Receiver | 6-2 | 220  
 Freshman/Freshman  
 Fort Washington, Md./Oxon Hill  
 Major: Division of Undergraduate Studies

» 2018

**Season:** Appeared in two games...One of 15 true freshmen to make their debut this season...One of 34 players to make their Penn State debut this year.

**Kent State (9/15):** Made his collegiate debut...Had a school-record 95-yard touchdown reception in the fourth quarter. **Michigan State (10/13):** Named the coaching staff's Scout Team Special Teams Player of the Week. **at Indiana (10/20):** Saw playing time on offense. **Iowa (10/27):** Named the coaching staff's Scout Team Special Teams Player of the Week.

» 2018 GAME-BY-GAME

Receiving (Receptions-Yards-TD)

APPALACHIAN STATE DNP; at Pittsburgh DNP; KENT STATE 1-95-1; at Illinois DNP; OHIO STATE DNP; MICHIGAN STATE DNP; at Indiana 0-0-0; IOWA DNP; at Michigan DNP; WISCONSIN DNP; at Rutgers DNP.

» GEORGE'S CAREER STATISTICS & GAME HIGHS

	Att.	Yds.	Avg.	TD	LG	Rec.	Yds.	Avg.	TD	LG
2018	-	-	-	-	-	1-95	95.0	1	95	
<b>CAREER</b>	-	-	-	-	-	<b>1-95</b>	<b>95.0</b>	<b>1</b>	<b>95</b>	

Receptions ..... 1; Kent State, 9/15/18  
 Receiving Yards ..... 95; Kent State, 9/15/18  
 Receiving Touchdowns ..... 1; Kent State, 9/15/18  
 Long Reception ..... 95 yards; Kent State, 9/15/18



**BLAKE GILLIKIN** 93  
 Punter/Kicker | 6-2 | 193  
 Junior/Junior  
 Smyrna, Ga./The Westminster Schools  
 Major: Kinesiology

» CAREER NOTES & RECORDS

**Career:** Sits tied for No. 2 on Penn State's career punting average charts (43.1 ypp)...Has 36 career punts downed inside the opponent's 10-yard line (seven in 2016, 18 in 2017, 11 in 2018)...Is the only player in program history with five punts of 65 or more yards...Is the fourth player in PSU history with two 70-plus yard punts in his career.

**Season: 2017:** Ranks No. 4 in program history with a 43.2 punting average. **2016:** Broke the Penn State freshman season punting average record with 42.8 yards per punt, surpassing the record set by Jeremy Kapinos in 2003 (41.9)...Ranks No. 8 on Penn State's single-season punting average chart with a 42.8 average.

**Game:** Set the Penn State freshman record for punting average in a game with five kicks for an average of 50.8 yards in the Rose Bowl against USC (1/2/17)...Hit a career-long punt of 74 yards against Michigan (11/3), which is tied with Anthony Fera (2010 vs. Iowa) for the fourth-longest punt in program history...Hit a 70-yard punt at Rutgers (11/17), the ninth-longest in program history...His 48.7 punt average at Rutgers is tied with Jeremy Kapinos (vs. Boston College, 2003) for the 11th-best in program history

» 2018

**Awards:** CoSIDA Academic All-District selection...Among the candidates on the preseason watch list for the Ray Guy Award, given to the nation's top punter.

**Season:** Appeared in 11 games.

**Rankings:** Owns the No. 2 punt average (43.3) in the Big Ten and the 26th-best in the country.

**Appalachian State (9/1):** Hit five punts for 215 yards, averaging 43.0 yards per kick...Placed one inside the 20 and hit a long punt of 55 yards... Three punts were fair-caught and one was downed. **at Pittsburgh (9/8):** Averaged 42.6 yards per punt on five kicks, totaling 213 yards...Placed four inside the 20, including three inside the 10...Hit two punts of more than 50 yards...Forced one fair catch and three dropped punts...Named the coaching staff's Special Teams Player of the Week.

**Kent State (9/15):** Averaged 48.5 yards per punt on two kicks, including a season-long 58-yard punt. **at Illinois (9/21):** Hit a 42-yard punt, which was downed at the 13-yard line. **Ohio State (9/29):** Had eight punts for 312 yards...Averaged 39.0 yards per punt, with a long of 53 yards...Landed three punts inside the 20. **Michigan State (10/13):** Matched a career high with eight punts for 364 yards...Averaged 45.5 yards per punt with a long of 52 yards...Landed one punt inside the 20. **at Indiana (10/20):** Averaged 40.2 yards on six punts, including a long of 53...Landed two punts inside the Indiana 10. **Iowa (10/27):** Averaged 41.8 yards on five punts, including a long of 54 yards. **at Michigan (11/3):** Set a career high with 370 punt yards while matching a career high with eight punts... Averaged 46.2 yards per punt with a career long punt of 74 yards, which is tied with Anthony Fera (2010 vs. Iowa) for the fourth-longest punt in program history...Landed one punt at the Michigan 5...Made a tackle on a punt return in the second quarter. **Wisconsin (11/10):** Averaged 38.0 yards on three punts with a long of 44 yards...Landed one punt at the Wisconsin 6. **at Rutgers (11/17):** Had six punts for 292 yards, averaging 48.7 yards per punt, which is tied 11th in PSU history with Jeremy Kapinos (vs. Boston College, 2013)...Hit punts of 67 and 70 yards...The 70-yard punt is tied for the ninth-longest in program history and the 67-yard punt is tied for 19th...Dropped one punt inside the 10 and three inside the 20... Named the coaching staff's Special Teams Player of the Week.

» GILLIKIN'S CAREER PUNTING STATISTICS & GAME HIGHS

	Punts	Yards	Avg.	I-20	FC	50+	LG	BLK
2016	61	2,611	42.8	22	18	13	69	--
2017	52	2,244	43.2	26	16	14	57	1
2018	57	2,469	43.3	17	12	12	74	1
<b>CAREER</b>	<b>170</b>	<b>7,324</b>	<b>43.1</b>	<b>65</b>	<b>46</b>	<b>39</b>	<b>74</b>	<b>2</b>

Punt Attempts ..... 8; Three Times: Last at Michigan, 11/3/18  
 Punt Yards ..... 370; at Michigan, 11/3/18  
 Punt Average ..... 50.8; vs. USC, 1/2/17  
 Longest Punt ..... 74; at Michigan, 11/3/18  
 Punts Inside the 20 ..... 4; Three Times: Last at Pittsburgh, 9/8/18  
 Punts Inside the 10 ..... 3; Five Times: Last at Pittsburgh, 9/8/18  
 60+ yard punts ..... 6; Last at Rutgers (67/70), 11/17/18  
 70+ yard punts ..... 2; Last at Rutgers (70), 11/17/18

**NOTE:** Has one career rush for -10 yards (at Indiana, 2018)... Has two career tackles (vs. USC, 2016 and at Michigan, 2018).



**KEVIN GIVENS** 30  
 Defensive Tackle | 6-1 | 283  
 Senior/Junior  
 Altoona, Pa./Altoona Area  
 Major: Criminology

» 2018

**Season:** Made 10 starts.

**at Pittsburgh (9/8):** Tied for a team high with seven tackles, a career best...Set a career high with two tackles for loss...Added a QB hurry. **Kent State (9/15):** Recorded a solo tackle. **at Illinois (9/21):** Assisted on three tackles...Recorded a half-tackle for loss. **Ohio State (9/29):** Made four stops, two solo...Had 1.5 tackles for loss. **Michigan State (10/13):** Posted two tackles...Recorded a sack and a QB hurry. **at Indiana (10/20):** Broke up a pass in the first quarter. **Iowa (10/27):** Registered two QB hurries. **at Michigan (11/3):** Recorded two solo tackles. **Wisconsin (11/10):** Assisted on a tackle. **at Rutgers (11/17):** Collected five tackles, including one solo...Had 1.5 tackles for loss...Named the coaching staff's Defensive Player of the Week.

» 2018 GAME-BY-GAME

Tackles (Solo-Assisted-Total)

APPALACHIAN STATE DNP; at Pittsburgh 5-2-7; KENT STATE 1-0-1; at Illinois 0-3-3; OHIO STATE 2-2-4; MICHIGAN STATE 2-0-2; at Indiana 0-0-0; IOWA 0-0-0; at Michigan 2-0-2; WISCONSIN 0-1-1; at Rutgers 1-4-5.

» GIVENS' CAREER STATISTICS & GAME HIGHS

	UA-A	TK	FF	FR	I	PBU	SACK	TFL
2016	12-14	26	-	2	-	1	4.5-28	7.0-33
2017	9-14	23	1	1	-	2	3.5-20	4.0-21
2018	13-12	25	-	-	-	1	1.0-2	6.5-16
<b>CAREER</b>	<b>34-43</b>	<b>77</b>	<b>1</b>	<b>3</b>	<b>-</b>	<b>4</b>	<b>9.0-50</b>	<b>17.5-70</b>

**Tackles** ..... 7; at Pittsburgh, 9/8/18  
**Sacks** ..... 1.0; Seven Times: Last Michigan State, 10/13/18  
**Tackles for Loss** ..... 2.0; at Pittsburgh, 9/8/18  
**Forced Fumbles** ..... 1; at Maryland, 11/25/17  
**Fumble Recoveries** ..... 1; Four Times: Last at Indiana, 10/20/18  
**Pass Breakup** ..... 2; at Northwestern, 10/7/17



**STEVEN GONZALEZ** 74  
 Offensive Line | 6-4 | 336  
 Senior/Junior  
 Union City, N.J./Union City  
 Major: History

» 2018  
**Season:** Made 11 starts at left guard.

**Appalachian State (9/1):** Helped the Nittany Lion offense to 434 yards, including 204 on the ground...Cleared the way for five rushing touchdowns, including two by Trace McSorley and two by Miles Sanders... Helped McSorley to collect his 17th game with a passing and a rushing touchdown...Sanders had 91 yards, while Ricky Slade scored his first career touchdown, a 27-yard run. **at Pittsburgh (9/8):** Part of an offensive line that aided the Nittany Lions to 390 total yards...Led the way for 211 yards on the ground and three rushing touchdowns...Protected McSorley as he earned his 18th game with a passing and a rushing touchdown...Helped Miles Sanders collect his first career 100-yard game. **Kent State (9/15):** Led the way as the Nittany Lions totaled 643 yards, PSU's most in a game since 1995...Helped Trace McSorley to find the end zone three times on the ground and connect on two passing touchdowns...Aided the Nittany Lions to six rushing touchdowns and three through the air. **at Illinois (9/21):** Paved the way as the Nittany Lions gained 591 yards, including 387 on the ground, PSU's third-highest total in a Big Ten game in program history...Helped Miles Sanders to become the sixth Nittany Lion to rush for 200 yards and three touchdowns in a game...Aided Sanders, Ricky Slade (94 yards) and Trace McSorley (92) to career highs on the ground...Helped McSorley record his ninth game with three or more touchdown passes. **Ohio State (9/29):** Helped the Nittany Lions to 492 total yards, including 206 on the ground and 286 in the air...Led the way as Trace McSorley set a program record with 461 yards of total offense...Paved the way for McSorley to rush for a career-high 175 yards and KJ Hamler to earn his first 100-yard receiving game. **Michigan State (10/13):** Helped the Penn State offense to 397 total yards, including 205 on the ground against the nation's No. 1 rush defense...Led the way for Miles Sanders' third 100-yard game of the season...Helped Sanders to runs of 48 and 78 yards...Aided Trace McSorley to post his 34th-straight game with a passing touchdown. **at Indiana (10/20):** Helped the Nittany Lions to post 417 total yards, including 243 through the air...Led the way as Trace McSorley recorded his second career 100-yard rushing game with two rushing touchdowns... Paved the way for Miles Sanders' 126 all-purpose yards, including 72 yards and a touchdown on the ground...Helped McSorley to post his 26th career 200-yard passing game. **Iowa (10/27):** Led the way as Penn State gained 312 total yards, including 118 rushing...Helped Trace McSorley to post his 20th career game with a passing and a rushing touchdown, including a 51-yard touchdown run in the third quarter, only the second run of 20 or more yards allowed by Iowa this season. **at Michigan (11/3):** Helped Tommy Stevens to rush for an 8-yard touchdown...Blocked for Trace McSorley as he reached the 9,000 career passing yards mark. **Wisconsin (11/10):** Helped the Nittany Lions to compile 343 total yards, including 183 on the ground... Paved the way for Miles Sanders' fourth 100-yard game of the season with 159 yards and a touchdown...Protected Trace McSorley as he completed 19-of-25 passes for 160 yards and a score. **at Rutgers (11/17):** Led the way as the Nittany Lions tallied 322 total yards, including 183 through the air...Protected Trace McSorley, who completed 17 passes, including two touchdown throws to Pat Freiermuth...Helped McSorley to earn his program-record 30th win as starting quarterback.



**TRENT GORDON** 19  
 Cornerback | 5-11 | 184  
 Freshman/Freshman  
 Spring, Texas/Manvel  
 Major: Division of Undergraduate Studies

» 2018  
**Season:** Appeared in two games...One of 15 true freshmen to make their debut this season...One of 34 players to make their Penn State debut this year.

**Kent State (9/15):** Made his collegiate debut...Saw time on defense and special teams...Assisted on a tackle. **at Rutgers (11/17):** Saw playing time on special teams.

» 2018 GAME-BY-GAME  
*Tackles (Solo-Assisted-Total)*  
 APPALACHIAN STATE DNP; at Pittsburgh DNP; KENT STATE 0-1-1; at Illinois DNP; OHIO STATE DNP; MICHIGAN STATE DNP; at Indiana DNP; IOWA 0-0-0; at Michigan DNP; WISCONSIN DNP; at Rutgers 0-0-0.

» GORDON'S CAREER STATISTICS & GAME HIGHS

	UA-A	TK	FF	FR	I	PBU	SACK	TFL
2018	0-1	1	-	-	-	-	-	-
<b>CAREER</b>	<b>0-1</b>	<b>1</b>	<b>-</b>	<b>-</b>	<b>-</b>	<b>-</b>	<b>-</b>	<b>-</b>

**Tackles** ..... 1; Kent State, 9/15/18



**YETUR GROSS-MATOS** 99  
 Defensive End | 6-5 | 262  
 Sophomore/Sophomore  
 Spotsylvania, Va./Chancellor  
 Major: Division of Undergraduate Studies

» 2018  
**Awards:** Named to the Hendricks Award (Top Defensive End) Watch List Named Big Ten Defensive Player of the Week following the Iowa (10/27) game.

**Season:** Made 11 starts...One of 18 players to make their first career start this season...Had at least a half-sack in five-straight games from Michigan State (10/13) until Wisconsin (11/10)...Has at least a full tackle for loss in eight-straight games, dating back to the Kent State (9/15) game.

**Rankings:** Ranks No. 2 the Big Ten and ranks No. 14 in the nation with 1.5 tackles for loss per game...Sits No. 5 in the Big Ten and No. 27 in the FBS with 0.73 sacks per game.

**Appalachian State (9/1):** Earned his first career start and had three tackles, including two solo...Registered half a tackle for loss and a QB hurry. **at Pittsburgh (9/8):** Posted three tackles, one solo...Added half a sack and a QB hurry. **Kent State (9/15):** Had 2.0 tackles for loss, including a sack...Added a QB hurry. **at Illinois (9/21):** Assisted on a tackle. **Ohio State (9/29):** Recorded a career-high four tackles, including three solo... Added a tackle for loss and a QB hurry. **Michigan State (10/13):** Collected four tackles, including two solo...Had 2.5 tackles for loss, including a half-sack...Forced a fumble for the first time in his career...Added a QB hurry. **at Indiana (10/20):** Registered a career-high 10 tackles, including six tackles, the most tackles by a Penn State a Penn State defensive lineman since Austin Johnson had 10 tackles against Northwestern in 2015...The 10 tackles are the most by a PSU defensive end since Carl Nassib had 10 at Temple in 2015...Had a career-best two sacks. **Iowa (10/27):** Posted nine tackles, including seven solo...Set a career high with four tackles for loss and tied a career high with two sacks...Named the coaching staff's Defensive Player of the Week. **at Michigan (11/3):** Collected four tackles, three solo...Recorded a solo sack. **Wisconsin (11/10):** Recorded five tackles, all solo...Made two tackles for loss, including a strip-sack...Forced a fumble and recovered a fumble. **at Rutgers (11/17):** Registered five tackles, including two solo...Had a tackle for loss...Named the coaching staff's Defensive Player of the Week.

» 2018 GAME-BY-GAME  
*Tackles (Solo-Assisted-Total)*  
 APPALACHIAN STATE 2-1-0; at Pittsburgh 1-2-3; KENT STATE 2-0-2; at Illinois 0-1-1; OHIO STATE 3-1-4; MICHIGAN STATE 2-2-4; at Indiana 6-4-10; IOWA 7-2-9; at Michigan 3-1-4; WISCONSIN 5-0-5; at Rutgers 2-3-5.

» GROSS-MATOS' CAREER STATISTICS & GAME HIGHS

	UA-A	TK	FF	FR	I	PBU	SACK	TFL
2017	5-12	17	-	1	-	-	1.5-7	2.0-8
2018	33-17	50	2	1	-	-	8.0-58	16.5-75
<b>CAREER</b>	<b>38-29</b>	<b>67</b>	<b>2</b>	<b>2</b>	<b>-</b>	<b>-</b>	<b>9.5-65</b>	<b>18.5-83</b>

**Tackles** ..... 10; at Indiana, 10/20/18  
**Sacks** ..... 2.0; Twice: Last Iowa, 10/27/18  
**Tackles for Loss** ..... 4.0; Iowa, 10/27/18  
**Forced Fumbles** ..... 1; Twice: Last Wisconsin, 11/10/18  
**Fumble Recoveries** ..... 1; Twice: Last Wisconsin, 11/10/18



**KJ HAMLER** 1  
 Wide Receiver | 5-9 | 176  
 Sophomore/Freshman  
 Pontiac, Mich./IMG Academy (Fla.)  
 Major: Division of Undergraduate Studies

» 2018  
**Awards:** Selected as a finalist for the Paul Hornung Award for the FBS' Most Versatile Player...Named to Paul Hornung Award Honor Roll (9/10) following the Pitt game...Named Big Ten Freshman of the Week (10/1) after the Ohio State game...Selected to the Paul Hornung Award Honor Roll (10/1) after the Ohio State game...Named to the Pro Football Focus Big Ten Team of the Week (10/1) following the Ohio State game.

**Season:** Made 11 starts...One of 33 players to make their Penn State debut this year...One of 18 players to make their first career start this season... Has a reception in all 11 games this season...Has six games with 4 or more catches and nine multi-catch games.

**Rankings:** Ranks No. 3 in the Big Ten and No. 18 in the FBS with 589 total return yards...Sits No. 15 in the nation and No. 3 in the conference with a 26.0 kick return average...Is No. 4 in the Big Ten and No. 47 in the country with 113.2 all-purpose yards per game...Ranks No. 6 in the Big Ten averaging 16.39 yards per reception.

**Appalachian State (9/1):** Caught three passes for 67 yards, including a 15-yard touchdown to tie the game with 42 seconds left in regulation... Hauled in a 46-yard reception in the fourth quarter...Returned a kickoff 52 yards to spark PSU's game-tying drive...Became first Penn State freshman to catch a touchdown pass in a season opener since Geno Lewis in 2013 against Syracuse. **at Pittsburgh (9/8):** Hauled in three receptions for 40 yards, including a 14-yard touchdown...Scored on a 32-yard run, his first career rush...Became the first PSU receiver with a rushing and receiving touchdown in the same game since Derrick Williams against Indiana in 2008...Is the first PSU receiver to score on a rush since DeAndre Thompkins against Rutgers in 2015...Had kick returns of 27 and 28 yards for a total of 145 all-purpose yards...Named the coaching staff's Offensive Player of the Week. **Kent State (9/15):** Totaled 107 all-purpose yards on three touches...Caught a 22-yard pass...Returned a kickoff 52 yards and a punt 33 yards...Named the coaching staff's Co-Special Teams Player of the Week. **at Illinois (9/21):** Hauled in two receptions for 41 yards...Caught a 21-yard touchdown pass in the fourth quarter...Added a 17-yard punt return and a 12-yard kick return. **Ohio State (9/29):** Earned first career 100-yard receiving game...Caught four passes for 138 yards...Hauled in a 93-yard touchdown catch, the second-longest in program history...Totaled a career-best 195 all-purpose yards, including 47 yards on three kick returns and a 10-yard punt return. **Michigan State (10/13):** Caught five passes for 66 yards, including a 5-yard touchdown...Had catches for 20 and 23 yards...Returned three kickoffs for 57 yards, including a 24-yard return. **at Indiana (10/20):** Hauled in four receptions for 27 yards...Returned the opening kickoff 58 yards, a career-best return...Added a 21-yard kick return and a 16-yard punt return. **Iowa (10/27):** Totaled 188 all-purpose yards...Caught five passes, tying a career high for 96 yards, including a 39-yard reception...Had 82 kick return yards, including a career-best 67-yard return in the fourth quarter...Gained 10 yards on three punt returns. **at Michigan (11/3):** Had a 20-yard catch...Returned two kickoffs for 30 yards and had a 1-yard punt return. **Wisconsin (11/10):** Matched a career high with five catches for 35 yards...Added a 1-yard carry. **at Rutgers (11/17):** Caught a career-high-tying five passes for 71 yards...Had catches of 20 and 26 yards...Had a 15-yard punt return.

» 2018 GAME-BY-GAME

Receiving (Receptions-Yards-TD)

APPALACHIAN STATE 3-67-1; at Pittsburgh 3-40-1; KENT STATE 1-22-0; at Illinois 2-41-1; OHIO STATE 4-138-1; MICHIGAN STATE 5-66-1; at Indiana 4-27-0; IOWA 5-96-0; at Michigan 1-20-0; WISCONSIN 5-35-0; at Rutgers 5-71-0.

» HAMLER'S CAREER OFFENSIVE STATISTICS & GAME HIGHS

	Att.-Yds.	Avg.	TD	LG	Rec.-Yds.	Avg.	TD	LG
2018	3-33	11.0	1	32	38-623	16.4	5	93
<b>CAREER</b>	<b>3-33</b>	<b>11.0</b>	<b>1</b>	<b>32</b>	<b>38-623</b>	<b>16.4</b>	<b>5</b>	<b>93</b>

**Receptions** ..... 5; Four Times: Last at Rutgers, 11/17/18  
**Receiving Yards** ..... 138; Ohio State, 9/29/18  
**Receiving Touchdowns** ..... 1; Five Times: Last Michigan State, 10/13/18  
**Long Reception** ..... 93 yards; Ohio State, 9/29/18

**Rushing Attempts** ..... 1; Three Times: Last Wisconsin, 11/11/18  
**Rushing Yards** ..... 32; at Pittsburgh, 9/8/18  
**Rushing Touchdowns** ..... 1; at Pittsburgh, 9/8/18  
**Longest Rush** ..... 32 yards; at Pittsburgh, 9/8/18

» 2018 GAME-BY-GAME

Kick Returns (Returns-Yards-TD-YPR)

APPALACHIAN STATE 1-52-0-52.0; at Pittsburgh 3-73-0-24.3; KENT STATE 1-52-0-52.0; at Illinois 1-12-0-12.0; OHIO STATE 3-47-0-15.6; MICHIGAN STATE 3-57-0-19.0; at Indiana 2-79-0-39.5; IOWA 2-82-0-41.0; at Michigan 2-30-0-15.0; WISCONSIN 0-0-0-0.0; at Rutgers 1-10-0-10.0

Punt Returns (Returns-Yards-TD-YPR)

APPALACHIAN STATE 0-0-0-0.0; at Pittsburgh 0-0-0-0.0; KENT STATE 1-33-0-33.0; at Illinois 1-17-0-17.0; OHIO STATE 1-10-0-10.0; MICHIGAN STATE 1-0-0-0.0; at Indiana 2-14-0-7.0; IOWA 3-10-0-3.3; at Michigan 1-1-0-1.0; WISCONSIN 0-0-0-0.0; at Rutgers 2-10-0-5.0.

» HAMLER'S CAREER KICK RETURN STATISTICS & GAME HIGHS

	No.	Yds.	Avg.	TD	LG
2018	19	484	26.0	-	67
<b>CAREER</b>	<b>19</b>	<b>484</b>	<b>26.0</b>	<b>-</b>	<b>67</b>

**Kick Returns** ..... 3; Twice: Last Ohio State, 9/29/18  
**Kick Return Yards** ..... 82; Iowa, 10/27/18  
**Long Kick Return** ..... 67 yards; Iowa, 10/27/18

» HAMLER'S CAREER PUNT RETURN STATISTICS & GAME HIGHS

	No.	Yds.	Avg.	TD	LG
2018	12	95	7.9	-	33
<b>CAREER</b>	<b>12</b>	<b>95</b>	<b>7.9</b>	<b>-</b>	<b>33</b>

**Punt Returns** ..... 3; Iowa, 10/27/18  
**Punt Return Yards** ..... 33; Kent State, 9/15/18  
**Long Punt Return** ..... 33 yards; Kent State, 9/15/18

**All-Purpose Yards** ..... 195; Ohio State, 9/29/18

**FRED HANSARD** 53

Defensive Tackle | 6-3 | 318  
 Sophomore/Freshman  
 Burlington, N.J./The Hun School  
 Major: Communications

» 2018

**Season:** Appeared in six games, making one start...One of 33 players to make their Penn State debut this season...One of 16 players to make their first career start this year...Will miss the rest of the season with an injury.

**Appalachian State (9/1):** Assisted on a tackle for loss. **at Pittsburgh (9/8):** Saw playing time on defense. **Kent State (9/15):** Earned playing time on defense. **at Illinois (9/21):** Made a solo stop. **Ohio State (9/29):** Saw time on defense. **Michigan State (10/13):** Earned playing time on defense.

» 2018 GAME-BY-GAME

Tackles (Solo-Assisted-Total)

APPALACHIAN STATE 0-1-1; at Pittsburgh 0-0-0; KENT STATE 0-0-0; at Illinois 1-0-1; OHIO STATE 0-0-0; MICHIGAN STATE 0-0-0; at Indiana INJ; IOWA INJ; at Michigan INJ; WISCONSIN INJ; at Rutgers INJ.

» HANSARD'S CAREER STATISTICS & GAME HIGHS

	UA-A	TK	FF	FR	I	PBU	SACK	TFL
2018	1-1	2	-	-	-	-	-	0.5-1
<b>CAREER</b>	<b>1-1</b>	<b>2</b>	<b>-</b>	<b>-</b>	<b>-</b>	<b>-</b>	<b>-</b>	<b>0.5-1</b>

**Tackles** ..... 1; Twice: Last at Illinois, 9/21/18

**DREW HARTLAUB** 37

Safety | 5-11 | 179  
 Sophomore/Freshman  
 Hanover, Pa./South Western  
 Major: Division of Undergraduate Studies

» 2018

**Season:** Appeared in eight games...One of 34 players to make their Penn State debut this season.

**at Pittsburgh (9/8):** Named the coaching staff's Scout Team Special Teams Player of the Week. **Kent State (9/15):** Named the coaching staff's Scout Team Defensive and Special Teams Player of the Week. **at Illinois (9/21):** Made his first career appearance...Saw playing time on special teams. **Ohio State (9/29):** Earned playing time on special teams... Selected Scout Team Defensive Player of the Week by the coaching staff. **Michigan State (10/13):** Assisted on a tackle on a kickoff return. **at Indiana (10/20):** Saw playing time on special teams. **Iowa (10/27):** Earned action on special teams. **at Michigan (11/3):** Saw playing time on special teams. **Wisconsin (11/10):** Earned playing time on special teams. **at Rutgers (11/17):** Saw action on special teams...Named the coaching staff's Scout Team Defensive Player of the Week.

» 2018 GAME-BY-GAME

Tackles (Solo-Assisted-Total)

APPALACHIAN STATE DNP; at Pittsburgh DNP; KENT STATE DNP; at Illinois 0-0-0; OHIO STATE 0-0-0; MICHIGAN STATE 0-1-1; Indiana 0-0-0; IOWA 0-0-0; at Michigan 0-0-0; WISCONSIN 0-0-0; at Rutgers 0-0-0.

» HARTLAUB'S CAREER STATISTICS & GAME HIGHS

	UA-A	TK	FF	FR	I	PBU	SACK	TFL
2018	0-1	1	-	-	-	-	-	-
<b>CAREER</b>	<b>0-1</b>	<b>1</b>	<b>-</b>	<b>-</b>	<b>-</b>	<b>-</b>	<b>-</b>	<b>-</b>

**Tackles** ..... 1; Michigan State, 10/13/18

**MAC HIPPENHAMMER** 12

Wide Receiver | 5-11 | 185  
 Sophomore/Freshman  
 Fort Wayne, Ind./R. Nelson Snider  
 Major: Division of Undergraduate Studies

» 2018

**Season:** Appeared in 10 games, including one start...One of 34 players to make their Penn State debut this season...One of 16 players to make their first career start this season...Plays infield and outfield for the Penn State baseball team.

**Appalachian State (9/1):** Made his first career appearance, seeing time on offense. **at Pittsburgh (9/8):** Made an 11-yard touchdown grab... Became the first PSU player to have a touchdown on his first career reception since Irvin Charles in 2016 against Minnesota. **at Illinois (9/21):** Made a diving 44-yard catch in the fourth quarter. **Ohio State (9/29):** Caught a 21-yard pass. **Michigan State (10/13):** Hauled in a career-high three passes for 27 yards...Had a 21-yard catch in the fourth quarter. **at Michigan (11/3):** Earned his first career start.

» 2018 GAME-BY-GAME

Receiving (Receptions-Yards-TD)

APPALACHIAN STATE 0-0-0; at Pittsburgh 1-11-1; KENT STATE 0-0-0; at Illinois 1-44-0; OHIO STATE 1-21-0; MICHIGAN STATE 3-27-0; at Indiana 0-0-0; IOWA 0-0-0; at Michigan 0-0-0; WISCONSIN 0-0-0; at Rutgers 0-0-0.

» HIPPENHAMMER'S CAREER STATISTICS & GAME HIGHS

	Att.-Yds.	Avg.	TD	LG	Rec.-Yds.	Avg.	TD	LG
2018	-	-	-	-	6-103	17.2	1	44
<b>CAREER</b>	<b>-</b>	<b>-</b>	<b>-</b>	<b>-</b>	<b>6-103</b>	<b>17.2</b>	<b>1</b>	<b>44</b>

**Receptions** ..... 3; Michigan State, 10/13/18  
**Receiving Yards** ..... 44; at Illinois, 9/21/18  
**Receiving Touchdowns** ..... 1; at Pittsburgh, 9/8/18  
**Long Reception** ..... 44 yards; at Illinois, 9/21/18

**JONATHAN HOLLAND** 18

Tight End/H-Back | 6-4 | 252  
 Senior/Junior  
 Brandywine, Md./The Bullis School  
 Major: Labor & Employment Relations

» 2018

**Awards:** Among the candidates on the preseason watch list for the Mackey Award, given to the most outstanding tight end.

**Season:** Made nine appearances, including four starts...One of 18 players to make their first career start this year.

**Appalachian State (9/1):** Earned his first career start...Caught two passes for 36 yards, including a career-best 29-yard reception. **at Pittsburgh (9/8):** Caught two passes for 25 yards, including a 22-yard reception in the first quarter. **Kent State (9/15):** Saw time on offense. **at Illinois (9/21):** Set career highs with three catches for 53 yards...Made a 21-yard grab in the first quarter.

» 2018 GAME-BY-GAME

Receiving (Receptions-Yards-TD)

APPALACHIAN STATE 2-36-0; at Pittsburgh 2-25-0; KENT STATE 0-0-0; at Illinois 3-53-0; OHIO STATE DNP; MICHIGAN STATE DNP; at Indiana 0-0-0; IOWA 0-0-0; at Michigan 0-0-0; WISCONSIN 0-0-0; at Rutgers 0-0-0.

» HOLLAND'S CAREER STATISTICS & GAME HIGHS

	Att.-Yds.	Avg.	TD	LG	Rec.-Yds.	Avg.	TD	LG
2016	-	-	-	DNP	-	-	-	-
2017	-	-	-	-	3-16	5.3	-	8
2018	-	-	-	-	7-114	16.3	-	29
<b>CAREER</b>	<b>-</b>	<b>-</b>	<b>-</b>	<b>-</b>	<b>10-130</b>	<b>13.0</b>	<b>-</b>	<b>29</b>

**Receptions** ..... 3; at Illinois, 9/21/18  
**Receiving Yards** ..... 53; at Illinois, 9/21/18  
**Longest Reception** ..... 29 yards; Appalachian State, 9/1/18

**NOTE:** Has two career kickoff returns for 9 yards, both coming at Ohio State (2017).

**DES HOLMES** 75

Offensive Line | 6-5 | 306  
 Sophomore/Freshman  
 Norristown, Pa./Cardinal O'Hara  
 Major: Division of Undergraduate Studies

» 2018

**Season:** Appeared in five games...One of 34 players to make their Penn State debut this year.

**at Pittsburgh (9/8):** Saw time on offense. **Kent State (9/15):** Earned playing time on offense and special teams. **at Illinois (9/21):** Saw game action on offense and special teams. **Michigan State (10/13):** Saw playing time on special teams. **Wisconsin (11/10):** Earned playing time on special teams.

**DONOVAN JOHNSON** 2

Cornerback | 5-9 | 186  
 Sophomore/Freshman  
 Detroit, Mich./Cass Tech  
 Major: Division of Undergraduate Studies

» 2018

**Season:** Appeared in 10 games...One of 34 players to make their Penn State debut this year.

**Appalachian State (9/1):** Made his first career appearance, seeing time on defense and special teams...Recorded two tackles and a QB hurry. **at Pittsburgh (9/8):** Saw playing time on defense and special teams. **Kent State (9/15):** Made one stop and broke up a pass. **at Illinois (9/21):** Recorded two tackles, including one solo. **Michigan State (10/13):** Tallied a career-high four tackles, making three solo stops...Broke up a pass. **at Indiana (10/20):** Posted two tackles and broke up a pass. **Iowa (10/27):** Saw playing time on defense and special teams. **at Michigan (11/3):** Recorded a solo tackle. **Wisconsin (11/10):** Saw playing time on defense and special teams. **at Rutgers (11/17):** Earned playing time on defense and special teams.



» 2018 GAME-BY-GAME

Tackles (Solo-Assisted-Total)

APPALACHIAN STATE 1-1-2; at Pittsburgh 0-0-0; KENT STATE 1-0-1; at Illinois 1-1-2; OHIO STATE DNP; MICHIGAN STATE 3-1-4; at Indiana 2-0-2; IOWA 0-0-0; at Michigan 1-0-1; at Rutgers 0-0-0.

» D. JOHNSON'S CAREER STATISTICS & GAME HIGHS

	UA-A	TK	FF	FR	I	PBU	SACK	TFL
2018	9-3	12	-	-	-	3	-	-
<b>CAREER</b>	<b>9-3</b>	<b>12</b>	-	-	-	<b>3</b>	-	-

Tackles ..... 4; Michigan State, 10/13/18  
 Pass Breakups ..... 1; Three Times: Last at Indiana, 10/20/18



**JAN JOHNSON** 36

Linebacker | 6-2 | 231  
 Senior/Junior  
 Mohnton, Pa./Governor Mifflin  
 Major: Master's of Management & Organizational Leadership

» 2018

**Awards:** Named to the Pro Football Focus Big Ten Team of the Week (11/6) following the Michigan game.

**Season:** Made 11 starts...One of 18 players to make their first career start this year...One of 10 Penn Staters to enter 2018 having already earned a degree...Graduated with his degree in psychology in August 2018...Earned a scholarship on October 18.

**Appalachian State (9/1):** Made his first career start, lining up at middle linebacker...Led the Nittany Lions with a career-high 11 tackles, including four solo. **at Pittsburgh (9/8):** Recorded five tackles, two solo, and a half-sack. **Kent State (9/15):** Collected two tackles. **at Illinois (9/21):** Tallied six stops...Earned his first career interception in the fourth quarter. **Ohio State (9/29):** Recorded five tackles...Made four solo stops. **Michigan State (10/13):** Collected five tackles, including two solo. **at Indiana (10/20):** Tallied three stops, including two solo. **Iowa (10/27):** Registered four tackles, including two solo. **at Michigan (11/3):** Collected 10 tackles, seven solo...Matched a career best with a full tackle for loss and had his first career pass breakup. **Wisconsin (11/10):** Recorded five tackles, including four solo. **at Rutgers (11/17):** Registered eight tackles, including four solo.

» 2018 GAME-BY-GAME

Tackles (Solo-Assisted-Total)

APPALACHIAN STATE 4-7-11; at Pittsburgh 2-3-5; KENT STATE 2-0-2; at Illinois 5-1-6; OHIO STATE 4-1-5; MICHIGAN STATE 2-3-5; at Indiana 2-1-3; IOWA 2-2-4; at Michigan 7-3-10; WISCONSIN 4-1-5; at Rutgers 4-4-8.

» J.A. JOHNSON'S CAREER STATISTICS & GAME HIGHS

	UA-A	TK	FF	FR	I	PBU	SACK	TFL
2016	1-1	2	-	-	-	-	-	-
2017	6-6	12	-	-	-	-	-	1.0-1
2018	38-26	64	-	-	1	1	0.5-1	1.5-4
<b>CAREER</b>	<b>45-33</b>	<b>78</b>	-	-	<b>1</b>	<b>1</b>	<b>0.5-1</b>	<b>2.5-5</b>

Tackles ..... 11; Appalachian State, 9/1/18  
 Tackles for Loss ..... 1.0; Twice: Last at Michigan, 11/3/18  
 Sacks ..... 0.5; at Pittsburgh, 9/8/18  
 Interceptions ..... 1; at Illinois, 9/21/18  
 Pass Breakups ..... 1; at Michigan, 11/3/18

**Note:** Has one career kickoff return for 7 yards (Nebraska, 2018).



**JUWAN JOHNSON** 84

Wide Receiver | 6-4 | 231  
 Senior/Junior  
 Glassboro, N.J./Glassboro  
 Major: Telecommunications

» CAREER NOTES & RECORDS

**Career:** Became the 32nd player in Penn State history to pass the 1,000-yard receiving mark...Ranks 27th at PSU in career receiving yards (1,064).

**Season: 2017:** Finished the season tied for No. 12 on the single-season receptions list (54)...Ranked No. 19 at season's end in single-season receiving yards (701).

» 2018

**Season:** Appeared in eight games, making seven starts.

**Appalachian State (9/1):** Caught six passes for 67 yards, with a long grab of 17 yards...Had back-to-back catches on the opening drive of the third quarter to help setup a touchdown. **at Pittsburgh (9/8):** Made two grabs for 23 yards. **at Illinois (9/21):** Hauled in a team-high four catches for 51 yards...Caught a 19-yard touchdown in the fourth quarter. **Ohio State (9/29):** Made five grabs for 61 yards...Hauled in a spectacular one-handed catch for a 31-yard reception. **Michigan State (10/13):** Caught two passes for 19 yards. **at Indiana (10/20):** Hauled in two catches for 72 yards...Made a career-long 59-yard grab in the second quarter.

» 2018 GAME-BY-GAME

Receiving (Receptions-Yards-TD)

APPALACHIAN STATE 6-67-0; at Pittsburgh 2-23-0; KENT STATE 0-0-0; at Illinois 4-51-1; OHIO STATE 5-61-0; MICHIGAN STATE 2-19-0; at Indiana 2-72-0; IOWA 0-0-0; at Michigan DNP; WISCONSIN DNP; at Rutgers DNP.

» J.U. JOHNSON'S CAREER STATISTICS & GAME HIGHS

	Att.-Yds.	Avg.	TD	LG	Rec.-Yds.	Avg.	TD	LG
2016	-	-	-	-	2-70	35.0	-	43
2017	-	-	-	-	54-701	12.9	1	43
2018	-	-	-	-	21-293	13.9	1	59
<b>CAREER</b>	-	-	-	-	<b>77-1,064</b>	<b>13.8</b>	<b>2</b>	<b>59</b>

Receptions ..... 7; at Iowa, 9/23/17  
 Receiving Yards ..... 105; Nebraska, 11/18/17  
 Receiving Touchdowns ..... 1; Twice: Last at Illinois, 9/21/18  
 Longest Reception ..... 59 yards; at Indiana, 10/20/18

Tackles ..... 2; Twice: Last vs. USC, 1/2/17  
 Blocked Punt ..... 1; at Rutgers, 11/19/16

**NOTE:** Has nine career special teams tackles...Has two career kickoff returns for 2 yards.



**ELLISON JORDAN** 42

Defensive Tackle | 6-0 | 305  
 Junior/Sophomore  
 Upper Marlboro, Md./Gilman School  
 Major: Communications Arts and Sciences

» 2018

**Season:** Appeared in three games.

**Appalachian State (9/1):** Played on defense and special teams. **at Pittsburgh (9/8):** Helped to cause a safety in the third quarter as he was held in the end zone. **Kent State (9/15):** Recorded two tackles, including a full sack.

» 2018 GAME-BY-GAME

Tackles (Solo-Assisted-Total)

APPALACHIAN STATE 0-0-0; at Pittsburgh 0-0-0; KENT STATE 1-1-2; at Illinois DNP; OHIO STATE DNP; MICHIGAN STATE DNP; at Indiana DNP; IOWA DNP; at Michigan DNP; WISCONSIN DNP; at Rutgers DNP.

» JORDAN'S CAREER STATISTICS & GAME HIGHS

	UA-A	TK	FF	FR	I	PBU	SACK	TFL
2017	1-8	9	-	-	-	1	0.5-3	0.5-3
2018	1-1	2	-	-	-	-	1.0-5	1.0-5
<b>CAREER</b>	<b>2-9</b>	<b>11</b>	-	-	-	<b>1</b>	<b>1.5-8</b>	<b>1.5-8</b>

Tackles ..... 2; Three: Last Kent State, 9/15/18  
 Tackles for Loss ..... 1.0; Kent State, 9/15/18  
 Sacks ..... 1.0; Kent State, 9/15/18  
 Pass Breakups ..... 1; Georgia State, 9/16/17



**DANIEL JOSEPH** 49

Defensive End | 6-3 | 250  
 Sophomore/Freshman  
 Brampton, Ont./Lake Forest Academy (Ill.)  
 Major: Labor & Employment Relations

» 2018

**Season:** Appeared in 11 games.

**Appalachian State (9/1):** Played on defense...Assisted on a tackle. **at Pittsburgh (9/8):** Tied a career high with four tackles, two solo...Added a sack, tying a career best, and causing a 9-yard loss. **Kent State (9/15):** Assisted on a tackle and broke up a pass. **at Illinois (9/21):** Assisted on a tackle. **Ohio State (9/29):** Made two tackles, including one solo stop. **at Rutgers (11/17):** Recovered a fumble in the third quarter, the first recovery of his career...Assisted on a tackle.

» 2018 GAME-BY-GAME

Tackles (Solo-Assisted-Total)

APPALACHIAN STATE 0-1-1; at Pittsburgh 2-2-4; KENT STATE 0-1-1; at Illinois 0-1-1; OHIO STATE 1-1-2; MICHIGAN STATE 0-0-0; at Indiana 0-0-0; IOWA 0-0-0; at Michigan 0-0-0; WISCONSIN 0-0-0; at Rutgers 0-1-1.

» JOSEPH'S CAREER STATISTICS & GAME HIGHS

	UA-A	TK	FF	FR	I	PBU	SACK	TFL
2017	6-5	11	1	-	-	-	2.5-8	3.5-11
2018	3-7	10	-	1	-	1	1.0-9	1.0-9
<b>CAREER</b>	<b>9-12</b>	<b>21</b>	<b>1</b>	<b>1</b>	-	<b>1</b>	<b>3.5-17</b>	<b>4.5-20</b>

Tackles ..... 4; Twice: Last at Pittsburgh, 9/8/18  
 Tackles for Loss ..... 2.0; Georgia State, 9/16/17  
 Sacks ..... 1.0; Twice: Last at Pittsburgh, 9/8/18  
 Forced Fumbles ..... 1; Georgia State, 9/16/17  
 Fumble Recoveries ..... 1; at Rutgers, 11/17/18  
 Pass Breakups ..... 1; Kent State, 9/15/18



**ZACK KUNTZ** 82

Tight End/H-Back | 6-7 | 235  
 Freshman/Freshman  
 Camp Hill, Pa./Camp Hill  
 Major: Division of Undergraduate Studies

» 2018

**Season:** Appeared in one game...One of 15 true freshmen to make their debut this season...One of 34 players to make their Penn State debut this year.

**Kent State (9/15):** Made his collegiate debut...Caught an 8-yard pass. **Iowa (10/27):** Named the coaching staff's Scout Team Offensive Player of the Week.

» 2018 GAME-BY-GAME

Receiving (Receptions-Yards-TD)

APPALACHIAN STATE DNP; at Pittsburgh DNP; KENT STATE 1-8-0; at Illinois DNP; OHIO STATE DNP; MICHIGAN STATE DNP; at Indiana DNP; IOWA 0-0-0; at Michigan DNP; WISCONSIN DNP; at Rutgers DNP

» KUNTZ'S CAREER OFFENSIVE STATISTICS & GAME HIGHS

	Att.-Yds.	Avg.	TD	LG	Rec.-Yds.	Avg.	TD	LG
2018	-	-	-	-	1-8	8.0	-	8
<b>CAREER</b>	-	-	-	-	<b>1-8</b>	<b>8.0</b>	-	<b>8</b>

Receptions ..... 1; Kent State, 9/15/18  
 Receiving Yards ..... 8; Kent State, 9/15/18  
 Longest Reception ..... 8 yards; Kent State, 9/15/18



**JESSE LUKETA** 40  
Linebacker | 6-3 | 236  
Freshman/Freshman  
Ottawa, Ont./Mercyhurst Prep (Pa.)  
Major: Division of Undergraduate Studies

» 2018

**Season:** Appeared in 10 games...One of 15 true freshmen to make their debut this season...One of 34 players to make their Penn State debut this year.

**Appalachian State (9/1):** Saw playing time on special teams. **at Pittsburgh (9/8):** Earned playing time on defense and special teams...Recorded a tackle. **Kent State (9/15):** Registered three tackles. **at Illinois (9/21):** Appeared on defense and special teams. **Ohio State (9/29):** Saw playing time on special teams. **Michigan State (10/13):** Assisted on a tackle on a kick return. **at Indiana (10/20):** Earned playing time on special teams. **Iowa (10/27):** Made a tackle on a punt return. **at Michigan (11/3):** Saw playing time on defense and special teams. **Wisconsin (11/10):** Earned action on special teams. **at Rutgers (11/17):** Saw playing time on special teams.

» 2018 GAME-BY-GAME


Tackles (Solo-Assisted-Total)

APPALACHIAN STATE 0-0-0; at Pittsburgh 1-0-1; KENT STATE 3-0-3; at Illinois 0-0-0; OHIO STATE 0-0-0; MICHIGAN STATE 0-1-1; at Indiana 0-0-0; IOWA 1-0-1; at Michigan 0-0-0; WISCONSIN 0-0-0; at Rutgers 0-0-0.

» LUKETA'S CAREER STATISTICS & GAME HIGHS

	UA-A	TK	FF	FR	I	PBU	SACK	TFL
2018	5-1	6	-	-	-	-	-	-
<b>CAREER</b>	<b>5-1</b>	<b>6</b>	-	-	-	-	-	-

Tackles .....3; Kent State, 9/15/18



**ISAAC LUTZ** 85  
Wide Receiver | 5-11 | 183  
Junior/Sophomore  
Reading, Pa./Berks Catholic  
Major: Corporate Innovation & Entrepreneurship

» 2018

**Season:** Appeared in 10 games this season.

**at Pittsburgh (9/8):** Saw time on special teams. **Kent State (9/15):** Assisted on two tackles on kickoffs...Named the coaching staff's Co-Special Teams Player of the Week. **at Illinois (9/21):** Saw playing time on special teams. **Ohio State (9/29):** Earned playing time on special teams. **Michigan State (10/13):** Saw action on special teams. **at Indiana (10/20):** Saw playing time on special teams. **Iowa (10/27):** Earned action on special teams. **at Michigan (11/3):** Saw playing time on special teams. **Wisconsin (11/10):** Played on special teams. **at Rutgers (11/17):** Earned action on special teams.

» LUTZ'S CAREER STATISTICS & GAME HIGHS

	UA-A	TK	FF	FR	I	PBU	SACK	TFL
2017	-	-	-	-	-	-	-	-
2018	0-2	2	-	-	-	-	-	-
<b>CAREER</b>	<b>0-2</b>	<b>2</b>	-	-	-	-	-	-

Tackles .....2; Kent State, 9/15/18



**CONNOR MCGOVERN** 66  
Offensive Line | 6-5 | 326  
Junior/Junior  
Larksville, Pa./Lake-Lehman  
Major: Agribusiness Management

» 2018

**Awards:** Named to the Pro Football Focus Big Ten and National Teams of the Week following the Wisconsin (11/10) game...Selected for the Pro Football Focus Big Ten Team of the Week following the Rutgers (11/17) game...Among the candidates on the preseason watch list for the Rimmington Trophy, given to the nation's top center, and the Outland Trophy, which is awarded to the top collegiate interior lineman.

**Season:** Made 11 starts at right guard.

**Appalachian State (9/1):** Helped the Nittany Lion offense to 34 yards, including 204 on the ground...Cleared the way for five rushing touchdowns, including two by Trace McSorley and two by Miles Sanders... Helped McSorley to collect his 17th game with a passing and a rushing touchdown...Sanders had 91 yards, while Ricky Slade scored his first career touchdown, a 27-yard run. **at Pittsburgh (9/8):** Part of an offensive line that aided the Nittany Lions to 390 total yards...Led the way for 211 yards on the ground and three rushing touchdowns...Protected McSorley as he earned his 18th game with a passing and a rushing touchdown...Helped Miles Sanders collect his first career 100-yard game. **Kent State (9/15):** Led the way as the Nittany Lions totaled 643 yards, PSU's most in a game since 1995...Helped Trace McSorley to find the end zone three times on the ground and connect on two passing touchdowns...Aided the Nittany Lions to six rushing touchdowns and three through the air. **at Illinois (9/21):** Paved the way as the Nittany Lions gained 591 yards, including 387 on the ground, PSU's third-highest total in a Big Ten game in program history...Helped Miles Sanders to become the sixth Nittany Lion to rush for 200 yards and three touchdowns in a game...Aided Sanders, Ricky Slade (94 yards) and Trace McSorley (92) to career highs on the ground...Helped McSorley record his ninth game with three or more touchdown passes. **Ohio State (9/29):** Helped the Nittany Lions to 492 total yards, including 206 on the ground and 286 in the air...Led the way as Trace McSorley set a program record with 461 yards of total offense...Paved the way for McSorley to rush for a career-high 175 yards and KJ Hamler to earn his first 100-yard receiving game. **Michigan State (10/13):** Helped the Penn State offense to 397 total yards, including 205 on the ground against the nation's No. 1 rush defense...Led the way for Miles Sanders' third 100-yard game of the season...Helped Sanders to runs of 48 and 78 yards...Aided Trace McSorley to post his 34th-straight game with a passing touchdown. **at Indiana (10/20):** Helped the Nittany Lions to post 417 total yards, including 243 through the air...Led the way as Trace McSorley recorded his second career 100-yard rushing game with two rushing touchdowns...Paved the way for Miles Sanders' 126 all-purpose yards, including 72 yards and a touchdown on the ground...Helped McSorley to post his 26th career 200-yard passing game. **Iowa (10/27):** Led the way as Penn State gained 312 total yards, including 118 rushing...Helped Trace McSorley to post his 20th career game with a passing and a rushing touchdown, including a 51-yard touchdown run in the third quarter, only the second run of 20 or more yards allowed by Iowa this season. **at Michigan (11/3):** Helped Tommy Stevens to rush for an 8-yard touchdown...Blocked for Trace McSorley as he reached the 9,000 career passing yards mark. **Wisconsin (11/10):** Helped the Nittany Lions to compile 343 total yards, including 183 on the ground...Paved the way for Miles Sanders' fourth 100-yard game of the season with 159 yards and a touchdown...Protected Trace McSorley as he completed 19-of-25 passes for 160 yards and a score. **at Rutgers (11/17):** Led the way as the Nittany Lions tallied 322 total yards, including 183 through the air...Protected Trace McSorley, who completed 17 passes, including two touchdown throws to Pat Freiermuth...Helped McSorley to earn his program-record 30th win as starting quarterback.



**ZECH MCPHEARSON** 14  
Cornerback | 5-11 | 184  
Junior/Sophomore  
Columbia, Md./Riverdale Baptist School  
Major: Labor & Employment Relations

» 2018

**Season:** Appeared in 11 games.

**Appalachian State (9/1):** Registered two tackles, including one solo. **at Pittsburgh (9/8):** Set a career best with four tackles, three solo...Added his first career tackle for loss. **Kent State (9/15):** Made a solo tackle and broke up a pass. **at Illinois (9/21):** Broke up a pass.

» 2018 GAME-BY-GAME

Tackles (Solo-Assisted-Total)

APPALACHIAN STATE 1-1-2; at Pittsburgh 3-1-4; KENT STATE 1-0-1; at Illinois 0-0-0; OHIO STATE 0-0-0; MICHIGAN STATE 0-0-0; at Indiana 0-0-0; IOWA 0-0-0; at Michigan 0-0-0; WISCONSIN 0-0-0; at Rutgers 0-0-0.

» MCPHEARSON'S CAREER STATISTICS & GAME HIGHS

	UA-A	TK	FF	FR	I	PBU	SACK	TFL
2017	5-3	8	-	1	-	1	-	-
2018	5-2	7	-	-	-	2	-	1.0-3
<b>CAREER</b>	<b>10-5</b>	<b>15</b>	-	<b>1</b>	-	<b>3</b>	-	<b>1.0-3</b>

Tackles .....4; at Pittsburgh, 9/8/18  
Tackles for Loss .....1.0; at Pittsburgh, 9/8/18  
Fumble Recoveries .....1; at Maryland, 11/25/17  
Pass Breakups .....1; Three Times: Last at Illinois, 9/21/18



**TRACE MCSORLEY** 9  
Quarterback | 6-0 | 203  
Graduate/Senior  
Ashburn, Va./Briar Woods  
Major: Journalism (2nd degree)

» CAREER NOTES & RECORDS

**Career: Records Set:** Holds Penn State's career records for: wins (30), passing yards (9,423), passing touchdowns (74), total offense (10,981), rushing touchdowns by a quarterback (27), touchdowns responsible for (101), 300-yard passing games (10) and 200-yard passing games (26). **Rankings:** Became the program's wins leader against Rutgers, moving past Todd Blackledge (1980-82) and Tony Sacca (1988-91)...Moved past Christian Hackenberg (8,457; 2013-15) for the top spot on the Penn State career passing yards list vs. Michigan State...Sits atop the Penn State career lists for passing efficiency (146.2) and second in completion percentage (59.6)...Ranks third in Big Ten history with 101 touchdowns responsible for behind only Ohio State's JT Barrett (147; 2014-17) and Purdue's Drew Brees (106; 1997-00)...Ranks 10th in Big Ten history in career passing yards...Tied for fourth in Big Ten history in career passing touchdowns...Ranks seventh in Big Ten history in total offense...Passed Zack Mills (606; 2009-12) for No. 2 on the career completions list...Is No. 2 at Penn State in career pass attempts (1,123). **Notable (Passing):** Is the only Penn State quarterback to throw for more than 9,000 career yards...Threw at least one touchdown pass in 34-straight games, from the 2016 TaxSlayer Bowl until Indiana in 2018, a Penn State record, which was previously held by Kerry Collins at 14-straight games from 1993-94...His streak is the fifth-longest in FBS Autonomy Five history...Has 24 career games with multiple passing touchdowns (one in 2015, eight in 2016, 10 in 2017, five in 2018)...Has nine career games with three or more touchdown passes...Is the only quarterback in Penn State history with 50-plus touchdown passes...Is the only Penn State quarterback with multiple 80-yard completions in a career...Is the only Penn State quarterback with multiple 3,000-yard passing seasons...Is one of seven quarterbacks in Big Ten history to have back-to-back 3,000-yard passing seasons...Became the second PSU player and 22nd in Big Ten history with over 8,000 career passing yards...Is only the third Penn State player to eclipse 7,000-yard passing yards mark, one of four Penn State passers to surpass 6,000 yards and one of nine to top the 5,000-yard plateau...Registered his school-record fourth career game with four-or-more touchdown passes vs. Georgia State (9/16/17), breaking a tie with Todd Blackledge and Hackenberg, who each had three such games in their career...One of five quarterbacks in Penn State history with multiple 300-yard passing games in a career, joining Hackenberg (9), Matt McGloin (6), Collins (4) and Clark (3)...Is one of two Penn State quarterbacks to complete 600 passes in a career. **Notable (Total Offense):** Owns 20 career games with both a rushing and passing touchdown (seven in 2016, nine in 2017, four in 2018)...Became the first Penn State player and 11th in Big Ten history to eclipse the 10,000-yard mark in total offense...Is the first Penn State player to surpass 9,000 total yards, the second Penn State to eclipse the 8,000-yard mark in total offense, the third player to surpass 7,000 total offense yards, the fifth player to top the 6,000-yard mark and is 1-of-10 to eclipse the 5,000-yard mark. **Notable (Rushing):** Is one of two Penn State quarterbacks with more than 1,000 rushing yards, joining Michael Robinson (1,637; 2002-05)...Is the 44th player in school history to rush for more than 1,000 yards...First Penn State quarterback with at least three rushing touchdowns in at least two career games since at least 1967...Is the first Penn State quarterback in program history with four consecutive games scoring both a rushing touchdown and passing touchdown (vs. Indiana, at Northwestern, vs. Michigan, at Ohio State; 2017).

**Season: Records Set:** Owns Penn State's single-season records for: passing yards (3,614; 2016), completions (284; 2017), passing touchdowns (29; 2016), rushing touchdowns by a quarterback (11; 2017), total offense (4,061; 2017), touchdowns responsible for (37; 2017), 300-yard passing games (5; 2016, 2017) and is tied for the top spot in 200-yard passing games (11; 2016, 2017). **2018:** Ranks 19th on PSU's single-season passing yards list (2,054)...Has the ninth-most total yards in a PSU single season (2,713). **2017:** Became the second player in Big Ten history with 25 passing touchdowns and 10 rushing scores in a season, joining Ohio State's J.T. Barrett (2014 & 2017)...Set the Penn State single-season record with 39 touchdowns responsible for, besting his 36 touchdowns from 2016... Owns the top-two spots in program history for passing touchdowns in a season, ranking No. 1 with 29 in 2016 and No. 2 with 28 in 2017... Ranks tied for seventh (2016) and 10th (2017) in Big Ten season history... Became the first Penn Stater to eclipse the 4,000-yard total offense mark in a season, finishing 2016 with a school-record 4,061 yards, which ranks No. 6 in Big Ten history...Ranks No. 2 in single-season passing yardage with a junior-record 3,570 yards, trailing only his 3,614 yards from 2016... Owns the single-season completions mark (284), passing McGloin (270; 2012) and Christian Hackenberg (270; 2014)...Finished No. 2 on the single-season completion percentage charts (66.5), behind only Kerry Collins (66.7; 1994)...Finished the season ranked No. 3 on the single-season passing efficiency list (153.7)...Teamed with Saquon Barkley (18) as the third set of Penn Staters with 10-plus rushing touchdowns in a single season, joining Evan Royster (12) and Daryll Clark (10) in 2008 and Charlie Pittman (10) and Lydell Mitchell (10) in 1969...Tied with Michael Robinson (2005) for the most rushing touchdowns by a Penn State quarterback in a single season at 11...Is No. 16 on Penn State's single-season charts with 11 rushing touchdowns...Finished No. 2 on the single-season quarterback rushing yards list with 491 yards, trailing Robinson (806; 2005), and is only the second Penn State quarterback to rush for more than 400 yards in a single season...Ranks No. 15 on the single-season total touchdowns scored charts (11). **2016:** Ranks No. 7 on the completions charts (224) and No. 6 on the Penn State single-season pass attempts (387) list...Is No. 2 in Penn State single-season pass efficiency rating at 156.9 in 2016 (Collins, 172.86; 1994)...Ranks No. 3 at Penn State with 9.33 yards per pass attempt in a single-season...Owns the Penn State record for 300-yard passing games in a single-season record with five in 2016...Tied the Penn State record for 200-yard passing games in a season with 11 in 2016 to equal the mark first set by McGloin (2012)...Became just the fourth Penn State quarterback to lead his team to 10 wins (11-3) in his first year as the starting quarterback, joining Clark in 2008 (11-2), Tom Shuman in 1973 (12-0) and Chuck Burkhardt in 1968 (11-0)...Broke the sophomore season passing record previously held by Hackenberg (2,977; 2014) with 3,614 passing yards... Had a then-school-record 3,979 yards of total offense, topping the mark of 3,220 by McGloin in the 2012 season...Ranks No. 8 in Big Ten season history with 3,979 yards of total offense...Threw 29 touchdown passes to rank tied for No. 6 in Big Ten season history.

**Game: Records Set:** Established a Nittany Lion record with 461 total yards against Ohio State (9/29/18), including 286 passing and 175 rushing. **Rankings:** Owns eight of the top 22 single-game passing marks...Ranks No. 4 in Penn State history with 384 yards vs. Wisconsin (12/3/16), a Big Ten Championship Game record...Threw for a then-junior single-game-record 381 yards at Michigan State (11/4/17), a total that sits No. 5 on Penn State's single-game list, surpassing Kerry Collins' 352 yards at Michigan State in 1993...Ranks No. 7 (376; Michigan State, 2016); No. 13 (342; vs. Washington, 2017), No. 17 (335; Minnesota, 2016), No. 18 (332; at Pittsburgh & at Indiana, 2016) and No. 22 (325; Nebraska, 2017)... Completed 15-straight pass attempts at Northwestern (10/7/17) to break the Penn State record for consecutive completions, which was 14-straight completions by Collins at Minnesota in 1994...The 15 consecutive passes completed is tied for the third-most in a Big Ten Conference game with Purdue's Kyle Orton (at Wisconsin; 10/18/03)...Set the school record for passing yards in a first half with 258 yards vs. Georgia State (9/16/17)... Became the first Penn State quarterback with multiple 400-yard total offense games accounting for 402 total offense yards (342 passing, 60 rushing) vs. Washington in the 2017 PlayStation Fiesta Bowl to rank No. 4 on the single-game charts...Was just the third Penn State quarterback to register more than 400 yards of total offense in a game, logging 408 total offense yards (335 passing, 73 rushing) vs. Minnesota (10/1/16) to rank No. 3 all-time...Set the Big Ten Championship Game records for passing yards (384) and passing touchdowns (4) vs. Wisconsin (12/3/16). **Notable:** Became the first Big Ten quarterback since Ohio State's Braxton

Miller (vs. Michigan, 2013) to throw for two touchdowns and rush for three scores in the same game (at Illinois, 9/21/18)...Rushed for 175 yards against Ohio State (9/29/18), the most by a Penn State quarterback since Eugene "Shorty" Miller (250 vs. Carnegie Tech) in 1913.

**Bowl:** Owns the career bowl passing records for yardage (738), completions (64) and touchdown passes (8) in three bowl games played... His 32 completions and 342 yards passing vs. Washington in the 2017 PlayStation Fiesta Bowl both rank No. 2 in a single bowl game behind Christian Hackenberg's 34 completions and 371 passing yards in the 2014 New Era Pinstripe Bowl...Completed 78.0 percent of his passes (32-of-41) to set the single-game bowl completion percentage mark, passing Matt Knizner's previous mark of 72.7 percent (8-of-11) in the 1986 Orange Bowl...Ranks tied for No. 1 (4; 2017 Rose) and tied for No. 6 (2; 2017 Fiesta & 2016 TaxSlayer) on the single-game bowl passing touchdowns charts... Set the single-game bowl record with 402 yards of total offense in the 2017 PlayStation Fiesta Bowl.

» 2018

**Awards:** Is a CoSIDA Academic All-District selection...Finalist for the Johnny Unitas Golden Arm Award...Selected as a Finalist for the Pop Warner National College Football Award...Named a National Football Foundation Scholar-Athlete, the 18th in program history...Finalist for the Campbell Trophy...Semifinalist for the Maxwell Award (national player of the year)... Is a semifinalist for the Walter Camp Award...One of 20 semifinalists for the Jason Witten Collegiate Man of the Year Award...Named to the Pro Football Focus Midseason All-Big Ten team...Named Rose Bowl Player of the Week and Senior Bowl Senior of the Week after the Ohio State (9/29) game... Named to the Pro Football Focus Big Ten Team of the Week following the Ohio State (9/29) game...Selected to the Pro Football Focus Big Ten Team of the Week following the Kent State (9/15) game...Candidate for the 2018 Senior CLASS Award...Among the candidates on the preseason watch list for the Maxwell Award, Davey O'Brien Award (nation's top quarterback), Wuerffel Trophy (college football's premier award for community service) and Walter Camp Award (national player of the year).

**Season:** Made 10 starts...One of 10 Penn Staters to enter 2018 having already earned a degree...Graduated with his degree in accounting in May 2018.

**Rankings:** Ranks No. 3 in the Big Ten and No. 42 in the FBS with 12.60 yards per completion...Is No. 4 in the Big Ten with nine rushing touchdowns, good for 54th in the nation...Sits No. 3 in the Big Ten in points responsible for (144) and No. 4 in points responsible for per game (13.1)... Ranks No. 5 in the Big Ten and No. 46 in the country with 246.6 total yards per game.

**Appalachian State (9/1):** Completed 20-of-35 passes for 229 yards and a touchdown...Rushed for 53 yards and two touchdowns, his second career multi-rushing touchdown game...On the game-tying drive, completed 5-of-6 passes for 47 yards, ending with a 15-yard touchdown throw to KJ Hamler. **at Pittsburgh (9/8):** Threw for 145 yards while completing 14-of-30 passes...Threw for two scores, connecting with KJ Hamler on a 14-yard throw and Mac Hippenhammer on an 11-yard touchdown... Rushed for 36 yards, including a 4-yard touchdown run and a 20-yard run.

**Kent State (9/15):** Completed 11-of-22 passes for 229 yards and two scores...Added 54 yards and three touchdowns on the ground...Recorded his 19th game with both a passing and rushing touchdown and second game with at least three rushing touchdowns...Named the coaching staff's Offensive Player of the Week. **at Illinois (9/21):** Threw for 160 yards on 12-of-19 passing...Threw for three scores, his ninth game with three or more touchdown passes and 22nd career game with multiple passing touchdowns...Rushed for a career-best 92 yards on 15 carries... **Ohio State (9/29):** Set a program record with 461 yards of total offense... Completed 16-of-32 passes for 286 yards and two scores...Set career highs with 25 carries for 175 yards, including a 51-yard run...Collected his 23rd career game with multiple passing touchdowns and his first career game with 100 yards rushing. **Michigan State (10/13):** Threw for 192 yards, completing 19-of-32 passes...Connected with KJ Hamler for a 5-yard touchdown pass...Passed Christian Hackenberg (8,457; 2013-15) for the Penn State career passing yards record...Rushed for 37 yards on 13 carries. **at Indiana (10/20):** Threw for 220 yards, completing 19-of-36 passes...Connected with Juwan Johnson for a 59-yard pass...Rushed for 107 yards and two touchdowns on 19 carries...Posted his second career 100-yard rushing game and fourth career game with multiple rushing touchdowns...Became the first PSU player and 11th in Big Ten history

with 10,000 total yards in his career. **Iowa (10/27):** Threw for 167 yards on 11 completions...Found Pat Freiermuth on an 18-yard touchdown pass...Rushed for 63 yards, including a 51-yard touchdown run, tying a career best...Collected his 20th career game with a passing and rushing touchdown...Named the coaching staff's Offensive Player of the Week. **at Michigan (11/3):** Completed five passes for 83 yards...Connected on a 25-yard pass with Pat Freiermuth and a 20-yard pass with KJ Hamler... Passed the 9,000 career passing yards mark. **Wisconsin (11/10):** Completed 19-of-25 passes for 160 yards...Hit DeAndre Thompkins for a 14-yard touchdown pass...Completed passes to seven different receivers. **at Rutgers (11/17):** Earned his 30th career win as a starting quarterback, breaking the PSU career record...Threw for 183 yards...Connected with Pat Freiermuth on 6 and 18-yard touchdowns...Rushed for 39 yards on seven carries...Earned his 24th career game with multiple passing touchdowns.

» 2018 GAME-BY-GAME

Passing (Comp.-Att.-Yds.-TD-INT)

APPALACHIAN STATE 20-35-229-1-0; at Pittsburgh 14-30-145-2-0; KENT STATE 11-22-229-2-1; at Illinois 12-19-160-3-1; OHIO STATE 16-32-286-2-0; MICHIGAN STATE 19-32-192-1-0; at Indiana 19-36-220-0-1; IOWA 11-25-167-1-1; at Michigan 5-13-83-0-1; WISCONSIN 19-25-160-1-0; at Rutgers 17-37-183-2-1.

» MCSORLEY'S CAREER PASSING STATISTICS & GAME HIGHS

	C-A	Yds.	%	TD-INT	YPG	LG
2015	20-40	185	50.0	2-0	26.4	21
2016	224-387	3,614	57.9	29-8	258.1	80
2017	284-427	3,570	66.5	28-10	274.6	85
2018	163-306	2,054	53.2	15-5	186.7	93
<b>CAREER</b>	<b>691-1,160</b>	<b>9,423</b>	<b>59.6</b>	<b>74-23</b>	<b>209.4</b>	<b>93</b>

**Pass Completions** ..... 32; vs. Washington, 12/30/17  
**Pass Attempts** ..... 48; at Iowa, 9/23/17  
**Passing Yards** ..... 384; vs. Wisconsin, 12/3/16  
**Passing Touchdowns** ..... 4; Three Times: Last Georgia State, 9/16/17  
**Long Pass** ..... 93 yards; Ohio State, 9/29/18

**200-yard Passing Games** ..... 26; Last at Indiana (220), 10/20/18  
**300-yard Passing Games** ..... 10; Last vs. Washington (342), 12/30/17  
**2 or More Passing Touchdowns** ..... 24 games; Last at Rutgers (2), 11/17/18  
**3 or More Passing Touchdowns** ..... 9 games; Last at Illinois (3), 9/21/18  
**4 or More Passing Touchdowns** ..... 3 games; Last Georgia State, 9/16/17

» 2018 GAME-BY-GAME

Rushing (Carries-Yards-TD)

APPALACHIAN STATE 12-53-2; at Pittsburgh 5-36-1; KENT STATE 9-54-3; at Illinois 15-92-0; OHIO STATE 25-175-0; MICHIGAN STATE 13-37-0; at Indiana 19-107-2; IOWA 12-63-1; at Michigan 12-(6)-0; WISCONSIN 11-9-0; at Rutgers 7-39-0.

» MCSORLEY'S CAREER OFFENSIVE STATISTICS & GAME HIGHS

	Att.-Yds.	Avg.	TD	LG	Rec.-Yds.	Avg.	TD	LG
2015	13-43	3.3	-	14	-	-	-	-
2016	146-365	2.5	7	26	-	-	-	-
2017	144-491	3.4	11	36	-	-	-	-
2018	140-659	4.7	9	51	-	-	-	-
<b>CAREER</b>	<b>443-1,558</b>	<b>3.5</b>	<b>27</b>	<b>51</b>	-	-	-	-

**Rush Attempts** ..... 25; Ohio State, 9/29/18  
**Rush Yards** ..... 175; Ohio State, 9/29/18  
**Rushing Touchdowns** ..... 3; Twice: Last Kent State, 9/15/18  
**Long Rush** ..... 51 yards; Twice: Last Iowa, 10/27/18

**100-yard Rushing Games** ..... 2; Last at Indiana (107), 10/20/18  
**Games with 2 or More Rushing Touchdowns** ..... 4; Last at Indiana (2), 10/20/18  
**Games with 3 or More Rushing Touchdowns** ..... 2; Last Kent State (3), 9/21/18  
**Games with Both Rushing and Passing TD** ..... 20; Last Iowa, 10/27/18

**Total Offense Yards** ..... 461; Ohio State, 9/29/18  
**All-Purpose Yards** ..... 175; Ohio State, 9/29/18

**NOTE:** Has three career tackle (one vs. Michigan, 2017; one vs. Kent State, 2018; one vs. Illinois, 2018).



**MICHAL MENET** 62  
 Offensive Line | 6-4 | 306  
 Junior/Sophomore  
 Birdsboro, Pa./Exeter Township Senior  
 Major: Psychology

» 2018

**Awards:** Named to the Pro Football Focus Big Ten Team of the Week following the Wisconsin (11/10) game.

**Season:** Made 11 starts at center...One of 18 players to make their first career start this year.

**Appalachian State (9/1):** Helped the Nittany Lion offense to 434 yards, including 204 on the ground...Cleared the way for five rushing touchdowns, including two by Trace McSorley and two by Miles Sanders... Helped McSorley to collect his 17th game with a passing and a rushing touchdown...Sanders had 91 yards, while Ricky Slade scored his first career touchdown, a 27-yard run. **at Pittsburgh (9/8):** Part of an offensive line that aided the Nittany Lions to 390 total yards...Led the way for 211 yards on the ground and three rushing touchdowns...Protected McSorley as he earned his 18th game with a passing and a rushing touchdown...Helped Miles Sanders collect his first career 100-yard game. **Kent State (9/15):** Led the way as the Nittany Lions totaled 643 yards, PSU's most in a game since 1995...Helped Trace McSorley to find the end zone three times on the ground and connect on two passing touchdowns...Aided the Nittany Lions to six rushing touchdowns and three through the air. **at Illinois (9/21):** Paved the way as the Nittany Lions gained 591 yards, including 387 on the ground, PSU's third-highest total in a Big Ten game in program history...Helped Miles Sanders to become the sixth Nittany Lion to rush for 200 yards and three touchdowns in a game...Aided Sanders, Ricky Slade (94 yards) and Trace McSorley (92) to career highs on the ground...Helped McSorley record his ninth game with three or more touchdown passes. **Ohio State (9/29):** Helped the Nittany Lions to 492 total yards, including 206 on the ground and 286 in the air...Led the way as Trace McSorley set a program record with 461 yards of total offense...Paved the way for McSorley to rush for a career-high 175 yards and KJ Hamler to earn his first 100-yard receiving game. **Michigan State (10/13):** Helped the Penn State offense to 397 total yards, including 205 on the ground against the nation's No. 1 rush defense...Led the way for Miles Sanders' third 100-yard game of the season...Helped Sanders to runs of 48 and 78 yards...Aided Trace McSorley to post his 34th-straight game with a passing touchdown. **at Indiana (10/20):** Helped the Nittany Lions to post 417 total yards, including 243 through the air...Led the way as Trace McSorley recorded his second career 100-yard rushing game with two rushing touchdowns... Paved the way for Miles Sanders' 126 all-purpose yards, including 72 yards and a touchdown on the ground...Helped McSorley to post his 26th career 200-yard passing game. **Iowa (10/27):** Led the way as Penn State gained 312 total yards, including 118 rushing...Helped Trace McSorley to post his 20th career game with a passing and a rushing touchdown, including a 51-yard touchdown run in the third quarter, only the second run of 20 or more yards allowed by Iowa this season. **at Michigan (11/3):** Helped Tommy Stevens to rush for an 8-yard touchdown...Blocked for Trace McSorley as he reached the 9,000 career passing yards mark. **Wisconsin (11/10):** Helped the Nittany Lions to compile 343 total yards, including 183 on the ground... Paved the way for Miles Sanders' fourth 100-yard game of the season with 159 yards and a touchdown...Protected Trace McSorley as he completed 19-of-25 passes for 160 yards and a score. **at Rutgers (11/17):** Led the way as the Nittany Lions tallied 322 total yards, including 183 through the air...Protected Trace McSorley, who completed 17 passes, including two touchdown throws to Pat Freiermuth...Helped McSorley to earn his program-record 30th win as starting quarterback.



**JARVIS MILLER** 9  
 Linebacker | 6-2 | 219  
 Senior/Junior  
 Suffield, Conn./Windsor Locks/Suffield/East Granby  
 Major: Criminology

» 2018

**Season:** Appeared in 10 games.

**Appalachian State (9/1):** Made two stops, including one for loss. **at Pittsburgh (9/8):** Assisted on a tackle and recovered a fumble on a botched punt attempt. **Kent State (9/15):** Assisted on one tackle. **at Illinois (9/21):** Recorded one tackle. **at Indiana (10/20):** Posted one tackle. **Iowa (10/27):** Assisted on a tackle on a punt return. **at Michigan (11/3):** Registered one tackle.

» 2018 GAME-BY-GAME

*Tackles (Solo-Assisted-Total)*

APPALACHIAN STATE 1-1-2; at Pittsburgh 0-1-1; KENT STATE 0-1-1; at Illinois 1-0-1; OHIO STATE 0-0-0; MICHIGAN STATE 0-0-0; at Indiana 0-1-1; IOWA 0-1-1; at Michigan 1-0-1; WISCONSIN 0-0-0; at Rutgers DNP.

» J. MILLER'S CAREER STATISTICS & GAME HIGHS

	UA-A	TK	FF	FR	I	PBU	SACK	TFL
2016	2-3	5	-	-	-	-	-	-
2017	5-5	10	-	-	-	1	1.0-1	1.0-1
2018	3-5	8	-	1	-	-	-	1.0-6
<b>CAREER</b>	<b>10-13</b>	<b>23</b>	<b>-</b>	<b>1</b>	<b>-</b>	<b>1</b>	<b>1.0-1</b>	<b>2.0-7</b>

**Tackles** ..... 5; Akron, 9/2/17  
**Sacks** ..... 1.0; Akron, 9/2/17  
**Tackles for Loss** ..... 1.0; Twice: Last vs. Appalachian State, 9/1/18  
**Pass Breakups** ..... 1; at Northwestern, 10/7/18  
**Fumble Recoveries** ..... 1; at Pittsburgh, 9/8/18



**SHAREEF MILLER** 48  
 Defensive End | 6-5 | 259  
 Senior/Junior  
 Philadelphia, Pa./George Washington  
 Major: Rehabilitation & Human Services

» 2018

**Awards:** Among the candidates on the preseason watch list for the Bednarik Award, given to the national defensive player of the year.

**Season:** Made 11 starts.

**Rankings:** Rank No. 9 in the Big Ten with 0.64 sacks per game.

**Appalachian State (9/1):** Recorded three tackles and a tackle for loss... Named the coaching staff's Defensive Player of the Week. **at Pittsburgh (9/8):** Made two tackles for loss, including a solo sack. **Kent State (9/15):** Recorded a career best three tackles for loss and tied a career high with two sacks...Named the coaching staff's Defensive Player of the Week. **at Illinois (9/21):** Had two QB hurries. **Ohio State (9/29):** Matched a career-best with five tackles...Made three solo stops...Assisted on a tackle for loss. **Michigan State (10/13):** Recorded two solo tackles, both for loss...Registered a sack and a QB hurry. **Iowa (10/27):** Collected two tackles and a QB hurry. **at Michigan (11/3):** Made four stops, including two solo. **Wisconsin (11/10):** Recorded three tackles, all solo...Matched a career high with two sacks...Recovered a fumble and returned it 7 yards. **at Rutgers (11/17):** Made a career-best seven tackles...Registered 2.5 tackles for loss, including a solo sack...Named the coaching staff's Defensive Player of the Week.

» 2018 GAME-BY-GAME

*Tackles (Solo-Assisted-Total)*

APPALACHIAN STATE 1-2-3; at Pittsburgh 2-0-2; KENT STATE 3-0-3; at Illinois 0-0-0; OHIO STATE 3-2-5; MICHIGAN STATE 2-0-2; at Indiana 0-0-0; IOWA 2-0-2; at Michigan 2-2-4; WISCONSIN 3-0-3; at Rutgers 2-5-7.

» S. MILLER'S CAREER STATISTICS & GAME HIGHS

	UA-A	TK	FF	FR	I	PBU	SACK	TFL
2016	13-9	22	1	-	-	-	2.0-18	5.5-27
2017	20-17	37	-	1	-	-	5.0-30	11.0-51
2018	20-11	31	-	1	-	-	7.0-59	13.0-73
<b>CAREER</b>	<b>53-37</b>	<b>90</b>	<b>1</b>	<b>2</b>	<b>-</b>	<b>-</b>	<b>14.0-107</b>	<b>30.5-151</b>

**Tackles** ..... 7; at Rutgers, 11/17/18  
**Sacks** ..... 2.0; Three Times: Last Wisconsin, 11/10/18  
**Tackles for Loss** ..... 3.0; Kent State, 9/15/18  
**Forced Fumbles** ..... 1; at Indiana, 11/12/16  
**Fumble Recoveries** ..... 1; Twice: Last Wisconsin, 11/10/18



**MIKE MIRANDA** 73  
 Offensive Line | 6-3 | 303  
 Sophomore/Freshman  
 Stow, Ohio/Stow-Munroe Falls  
 Major: Division of Undergraduate Studies

» 2018

**Season:** Appeared in 11 games...One of 34 players to make their Penn State debut this season.

**Appalachian State (9/1):** Made his first career appearance, appearing on special teams. **at Pittsburgh (9/8):** Saw time on special teams. **Kent State (9/15):** Saw playing time on offense and special teams. **at Illinois (9/21):** Saw game action on offense and special teams. **Ohio State (9/29):** Saw playing time on special teams. **Michigan State (10/13):** Earned time on special teams. **at Indiana (10/20):** Saw action on special teams. **Iowa (10/27):** Received playing time on special teams. **at Michigan (11/3):** Saw playing time on special teams. **Wisconsin (11/10):** Earned playing time on offense and special teams. **at Rutgers (11/17):** Saw action on special teams.



**AYRON MONROE** 23  
 Safety | 5-11 | 207  
 Senior/Junior  
 Largo, Md./Saint Johns College H.S.  
 Major: Information Sciences & Technology

» 2018

**Season:** Appeared in 11 games.

**Appalachian State (9/1):** Played on defense and special teams. **at Pittsburgh (9/8):** Recorded two tackles, one solo...Made his first career fumble recovery. **Kent State (9/15):** Made three stops, with two solo. **at Illinois (9/21):** Saw time on defense, assisting on a tackle. **Ohio State (9/29):** Saw action on special teams. **Michigan State (10/13):** Earned playing time on special teams. **at Indiana (10/20):** Saw playing time on special teams. **Iowa (10/27):** Registered two tackles, including one solo. **at Michigan (11/3):** Earned playing time on defense and special teams. **Wisconsin (11/10):** Assisted on a tackle on a kick return. **at Rutgers (11/17):** Earned action on special teams.

» 2018 GAME-BY-GAME

*Tackles (Solo-Assisted-Total)*

APPALACHIAN STATE 0-0-0; at Pittsburgh 1-1-2; KENT STATE 2-1-3; at Illinois 0-1-1; OHIO STATE 0-0-0; MICHIGAN STATE 0-0-0; at Indiana 0-0-0; IOWA 1-1-2; at Michigan 0-0-0; WISCONSIN 0-1-1; at Rutgers 0-0-0.

» MONROE'S CAREER STATISTICS & GAME HIGHS

	UA-A	TK	FF	FR	I	PBU	SACK	TFL
2016	3-9	12	-	-	-	1	-	-
2017	8-10	18	-	-	-	1	0.5-2	1.5-5
2018	4-5	9	-	1	-	-	-	-
<b>CAREER</b>	<b>15-24</b>	<b>39</b>	<b>-</b>	<b>1</b>	<b>-</b>	<b>2</b>	<b>0.5-2</b>	<b>1.5-5</b>

**Tackles** ..... 7; Rutgers, 11/11/17  
**Tackles for Loss** ..... 1.0; Georgia State, 9/16/17  
**Sacks** ..... 0.5; Rutgers, 11/11/17  
**Pass Breakups** ..... 1; Twice: Last Georgia State, 9/16/17  
**Fumble Recoveries** ..... 1; at Pittsburgh, 9/8/18



**PJ MUSTIPHER** 93

Defensive Tackle | 6-4 | 305  
 Freshman/Freshman  
 Owings Mills, Md./McDonogh School  
 Major: Division of Undergraduate Studies

» 2018

**Season:** Appeared in 10 games...One of 15 true freshmen to make their debut this year...One of 34 players to make their Penn State debut this season.

**Appalachian State (9/1):** Made his first career appearance...Assisted on a tackle. **at Pittsburgh (9/8):** Made two stops, including one solo tackle. **Kent State (9/15):** Recorded a solo tackle. **at Illinois (9/21):** Made two tackles, including a solo stop. **Michigan State (10/13):** Assisted on two tackles. **at Indiana (10/20):** Recorded his first career forced fumble in the third quarter...Added a solo tackle. **at Michigan (11/3):** Assisted on one tackle. **Wisconsin (11/10):** Collected two tackles, one solo...Added a QB hurry. **at Rutgers (11/17):** Recorded a solo tackle.

» 2018 GAME-BY-GAME

*Tackles (Solo-Assisted-Total)*

APPALACHIAN STATE 0-1-1; at Pittsburgh 1-1-2; KENT STATE 1-0-1; at Illinois 1-1-2; OHIO STATE DNP; MICHIGAN STATE 0-2-2; at Indiana 1-0-1; IOWA 0-0-0; at Michigan 0-1-1; WISCONSIN 1-1-2; at Rutgers 1-0-1.

» MUSTIPHER'S CAREER STATISTICS & GAME HIGHS

	UA-A	TK	FF	FR	I	PBU	SACK	TFL
2018	6-7	13	1	-	-	-	-	-
<b>CAREER</b>	<b>6-7</b>	<b>13</b>	<b>1</b>	-	-	-	-	-

**Tackles** .....2; Four Times: Last Wisconsin, 11/10/18  
**Forced Fumbles** .....1; at Indiana, 10/20/18



**AMANI ORUWARIYE** 21

Cornerback | 6-1 | 201  
 Graduate/Senior  
 Tampa, Fla./Gaither  
 Major: Journalism (2nd degree)

» 2018

**Awards:** Is a semifinalist for the Jim Thorpe Award...Named to the Pro Football Focus Midseason All-Big Ten team...Selected to Pro Football Focus National and Big Ten Teams of the Week following the Pittsburgh (9/8) game.

**Season:** Made 11 starts...One of 18 players to make their first career start this year...One of 10 Penn Staters to enter 2018 having already earned a degree...Graduated with his degree in telecommunications in December 2017.

**Rankings:** Ranks No. 3 in the Big Ten and No. 14 in the nation with 1.3 passes defended per game...Is No. 6 in the Big Ten and No. 31 in the FBS with four interceptions.

**Appalachian State (9/1):** Made his first career start...Recorded seven tackles...Sealed the game with an interception in overtime, his sixth career pick, his third-straight season opener with a pick...Forced the first fumble of his career. **at Pittsburgh (9/8):** Made three solo tackles...Picked off a pass in the first quarter, marking the second time in his career he made interceptions in back-to-back games...Broke up two passes...Named the coaching staff's Defensive Player of the Week. **Kent State (9/15):** Collected three tackles, including his first career tackle for loss...Added two pass breakups. **at Illinois (9/21):** Recorded three tackles...Broke up one pass. **Ohio State (9/29):** Made four stops, including three solo. **Michigan State (10/13):** Collected four tackles...Broke up four passes. **at Indiana (10/20):** Recorded a career-best nine tackles. **Iowa (10/27):** Registered six tackles, including three solo...Added two pass breakups. **at Michigan (11/3):** Collected two solo tackles. **Wisconsin (11/10):** Made four stops, all solo...Intercepted a pass in the second quarter. **at Rutgers (11/17):** Assisted on a tackle.

» 2018 GAME-BY-GAME

*Tackles (Solo-Assisted-Total)*

APPALACHIAN STATE 7-0-7; at Pittsburgh 3-0-3; KENT STATE 2-1-3; at Illinois 1-2-3; OHIO STATE 3-1-4; MICHIGAN STATE 4-0-4; at Indiana 6-3-9; IOWA 3-3-6; at Michigan 2-0-2; WISCONSIN 4-0-4; at Rutgers 0-1-1.

ORUWARIYE'S CAREER STATISTICS & GAME HIGHS

	UA-A	TK	FF	FR	I	PBU	SACK	TFL
2015	1-4	5	-	-	-	1	-	-
2016	13-10	23	-	-	1	1	-	-
2017	19-9	28	-	-	4	8	-	-
2018	35-11	46	1	-	3	11	-	1.0-3
<b>CAREER</b>	<b>68-34</b>	<b>102</b>	<b>1</b>	-	<b>8</b>	<b>21</b>	-	<b>1.0-3</b>

**Tackles** .....9; at Indiana, 10/20/18  
**Tackles for Loss** .....1.0; Kent State, 9/15/18  
**Interceptions** .....1; Eight Times: Last Wisconsin, 11/10/18  
**Long Interception Return** .....30 yards; Kent State, 9/3/16  
**Pass Breakups** .....5; at Michigan State, 11/4/17  
**Forced Fumbles** .....1; Appalachian State, 9/1/18  
**NOTE:** Has one career touchdown - a 30-yard interception return vs. Kent State (2016).



**JAYSON OWEH** 28

Defensive End | 6-5 | 247  
 Freshman/Freshman  
 Howell, N.J./Blair Academy  
 Major: Division of Undergraduate Studies

» 2018

**Season:** Appeared in three games...One of 15 true freshmen to make their debut this year...One of 34 players to make their Penn State debut this season.

**Kent State (9/15):** Made his first career appearance...Recorded three tackles, including two sacks...Added a QB hurry. **at Illinois (9/21):** Saw playing time on defense. **at Rutgers (11/17):** Earned playing time on defense.

» 2018 GAME-BY-GAME

*Tackles (Solo-Assisted-Total)*

APPALACHIAN STATE DNP; at Pittsburgh DNP; KENT STATE 3-0-3; at Illinois 0-0-0; OHIO STATE DNP; MICHIGAN STATE DNP; at Indiana DNP; IOWA DNP; at Michigan DNP; WISCONSIN DNP; at Rutgers 0-0-0.

» OWEH'S CAREER STATISTICS & GAME HIGHS

	UA-A	TK	FF	FR	I	PBU	SACK	TFL
2018	3-0	3	-	-	-	-	2.0-11	2.0-11
<b>CAREER</b>	<b>3-0</b>	<b>3</b>	-	-	-	-	<b>2.0-11</b>	<b>2.0-11</b>

**Tackles** .....3; Kent State, 9/15/18  
**Sacks** .....2.0; Kent State, 9/15/18  
**Tackles for Loss** .....2.0; Kent State, 9/15/18



**MICAH PARSONS** 11

Linebacker | 6-3 | 237  
 Freshman/Freshman  
 Harrisburg, Pa./Harrisburg  
 Major: Division of Undergraduate Studies

» 2018

**Awards:** Named to ESPN's Midseason Freshman All-America Team... Selected Midseason Freshman All-America by 247Sports.com.

**Season:** Appeared in 11 games, including one start...One of 18 players to make their first career start this year...One of 15 true freshmen to make their debut this year...One of 34 players to make their Penn State debut this season...Against Rutgers (11/17), became the first Penn State freshman to start at linebacker since Cam Brown in 2016.

**Appalachian State (9/1):** Made his first career appearance, seeing time on defense and special teams...Assisted on four tackles and recovered an on-side kick. **at Pittsburgh (9/8):** Tied for a team high with seven tackles...Made five solo stops...Helped to cause a fumble on a muffed punt in the second quarter. **Kent State (9/15):** Recorded five tackles, with two solo...Assisted on a tackle for loss and contributed a QB hurry. **at Illinois (9/21):** Collected six tackles...Made five solo stops. **Ohio State (9/29):** Assisted on a sack...Added a QB hurry. **Michigan State (10/13):** Posted five tackles, including four solo...Contributed a QB hurry. **at Indiana (10/20):** Registered a career-high eight tackles, including seven solo. **Iowa (10/27):** Made seven stops, including three solo...Added a QB hurry. **at Michigan (11/3):** Tied a career high with eight tackles, including four solo. **Wisconsin (11/10):** Recorded seven tackles, including three solo. **at Rutgers (11/17):** Collected seven tackles, including five solo...Had two tackles for loss, including a strip-sack in the first quarter.

» 2018 GAME-BY-GAME


*Tackles (Solo-Assisted-Total)*

APPALACHIAN STATE 0-4-4; at Pittsburgh 5-2-7; KENT STATE 2-3-5; at Illinois 5-1-6; OHIO STATE 0-1-1; MICHIGAN STATE 1-4-5; at Indiana 7-1-8; IOWA 3-4-7; at Michigan 4-4-8; WISCONSIN 3-4-7; at Rutgers 5-2-7.

» PARSONS' CAREER STATISTICS & GAME HIGHS

	UA-A	TK	FF	FR	I	PBU	SACK	TFL
2018	35-30	65	1	-	-	-	1.5-12	3.0-18
<b>CAREER</b>	<b>35-30</b>	<b>65</b>	<b>1</b>	-	-	-	<b>1.5-12</b>	<b>3.0-18</b>

**Tackles** .....8; Twice: Last at Michigan, 11/3/18  
**Sacks** .....1.0; at Rutgers, 11/17/18  
**Tackles for Loss** .....2.0; at Rutgers, 11/17/18  
**Forced Fumbles** .....1; at Rutgers, 11/17/18



**JOHN PETRISHEN** 16

Safety | 6-0 | 202  
 Senior/Junior  
 Lower Burrell, Pa./Pittsburgh Central Catholic  
 Major: Communication Arts & Sciences

» 2018

**Season:** Appeared in 11 games.

**Appalachian State (9/1):** Played on special teams. **at Pittsburgh (9/8):** Saw time on special teams. **Kent State (9/15):** Earned playing time on defense and special teams. **at Illinois (9/21):** Saw time on special teams...Assisted on a tackle on a kickoff...Named the coaching staff's Special Teams Player of the Week. **Ohio State (9/29):** Saw playing time on special teams. **Michigan State (10/13):** Earned action on special teams. **at Indiana (10/20):** Recorded a tackle on a kickoff return. **Iowa (10/27):** Received playing time on special teams. **at Michigan (11/3):** Earned playing time on special teams. **Wisconsin (11/10):** Made a tackle on a kickoff return. **at Rutgers (11/17):** Saw playing time on special teams.

» 2018 GAME-BY-GAME

*Tackles (Solo-Assisted-Total)*

APPALACHIAN STATE 0-0-0; at Pittsburgh 0-0-0; KENT STATE 0-0-0; at Illinois 0-1-1; OHIO STATE 0-0-0; MICHIGAN STATE 0-0-0; at Indiana 1-0-1; IOWA 0-0-0; at Michigan 0-0-0; WISCONSIN 1-0-1; at Rutgers 0-0-0.

» PETRISHEN'S CAREER STATISTICS & GAME HIGHS

	UA-A	TK	FF	FR	I	PBU	SACK	TFL
2016	-	-	-	-	-	-	-	-
2017	2-1	3	-	-	-	-	-	1.0-2
2018	2-1	3	-	-	-	-	-	-
<b>CAREER</b>	<b>4-2</b>	<b>6</b>	-	-	-	-	-	<b>1.0-2</b>

**Tackles** .....2; Georgia State, 9/16/17  
**Tackles for Loss** .....1.0; Georgia State, 9/16/17



**JAKE PINEGAR** 92  
 Kicker | 6-2 | 195  
 Freshman/Freshman  
 Ankeny, Iowa/Ankeny Centennial  
 Major: Division of Undergraduate Studies

» 2018

**Season:** Made 11 starts as placekicker...One of 15 true freshmen to make their debut this year...One of 34 players to make their Penn State debut this season...One of 18 players to make their first career start in 2018.

**Rankings:** Ranks No. 3 in the Big Ten in scoring (7.9 points per game) and total points (87)...Is No. 5 in the conference in field goals made per game (1.27).

**Appalachian State (9/1):** Earned his first career start...Connected on his only field goal attempt, a 32-yard kick in the second quarter...Hit all six extra point attempts...Named the coaching staff's Special Teams Player of the Week. **at Pittsburgh (9/8):** Made all seven extra point attempts. **Kent State (9/15):** Converted all nine extra point attempts. **at Illinois (9/21):** Made all nine extra point attempts. **Ohio State (9/29):** Connected on two field goals, hitting from 34 and 39 yards...Converted a career-long 39-yard field goal...Hit both of his extra point attempts. **Michigan State (10/13):** Hit both of his extra point attempts...Converted a 20-yard field goal in the fourth quarter. **at Indiana (10/20):** Made both of his field goal attempts, converting 27-and 32-yard kicks...Made three extra points. **Iowa (10/27):** Made a career-best three field goals, converting 45-49- and 44-yard kicks...Became the first PSU kicker since Sam Ficken vs. Maryland in 2014 to hit three field goals over 40 yards and hit the longest field goal since Ficken vs. Temple in 2014...Hit a 49-yard field goal in the third quarter, the longest of his career...Converted all three extra point attempts...Named the coaching staff's Special Teams Player of the Week. **at Michigan (11/3):** Converted his only extra point attempt. **Wisconsin (11/10):** Matched a career high with three field goals...Hit from 49-, 42- and 23-yard field goals...Tied a career high 49-yard field goal in the first quarter...Attempted five field goals, a career best, and converted one extra point attempt. **at Rutgers (11/17):** Converted both of his field goal attempts, hitting 22- and 19-yard attempts...Hit both of his extra point attempts.

» **PINEGAR'S CAREER SCORING STATISTICS & GAME HIGHS**

	FGM-A	%	0-19	20-29	30-39	40-49	50+	LG	XP	PTS
2018	14-20	70.0	1-1	4-4	4-5	5-10	-	49	45-47	87
<b>CAREER</b>	<b>14-20</b>	<b>70.0</b>	<b>1-1</b>	<b>4-4</b>	<b>4-5</b>	<b>5-10</b>	<b>-</b>	<b>49</b>	<b>45-47</b>	<b>87</b>

**Points Scored** ..... 12; Iowa, 10/27/18  
**PATs Made** ..... 9; Twice: Last at Illinois, 9/21/18  
**PATs Attempted** ..... 9; Twice: Last at Illinois, 9/21/18  
**Field Goals Made** ..... 3; Twice: Last Wisconsin, 11/10/18  
**Field Goals Attempted** ..... 5; Wisconsin, 11/10/18  
**Longest Field Goal** ..... 49 yards; Twice: Last Wisconsin, 11/10/18



**BRANDON POLK** 10  
 Wide Receiver | 5-9 | 180  
 Senior/Junior  
 Ashburn, Va./Briar Woods  
 Major: Criminology

» 2018

**Season:** Appeared in nine games, making seven starts.

**Appalachian State (9/1):** Caught two passes for 19 yards...Made a key 10-yard grab on fourth-and-2 on PSU's game-tying drive in the fourth quarter. **at Pittsburgh (9/8):** Made two grabs for 45 yards...Connected with Sean Clifford for a 34-yard score in the fourth quarter. **Kent State (9/15):** Caught two passes for a career-high 55 yards...Hauled in a career-long 41-yard touchdown. **Ohio State (9/29):** Made a 20-yard grab. **Michigan State (10/13):** Hauled in two catches for 23 yards.


» 2018 GAME-BY-GAME

*Receiving (Receptions-Yards-TD)*  
 APPALACHIAN STATE 2-19-0; at Pittsburgh 2-45-1; KENT STATE 2-55-1; at Illinois 0-0-0; OHIO STATE 1-20-0; MICHIGAN STATE 2-23-0; at Indiana 0-0-0; IOWA 0-0-0; at Michigan 0-0-0; WISCONSIN DNP; at Rutgers 0-0-0.

» **POLK'S CAREER STATISTICS & GAME HIGHS**

	Att.-Yds.	Avg.	TD	LG	Rec.-Yds.	Avg.	TD	LG
2015	18-159	8.8	1	33	6-57	9.5	1	39
2016	-	-	-	-	2-18	9.0	-	14
2017	-	-	-	-	10-130	13.0	1	23
2018	-	-	-	-	9-162	18.0	2	41
<b>CAREER</b>	<b>18-159</b>	<b>8.8</b>	<b>1</b>	<b>33</b>	<b>29-367</b>	<b>12.7</b>	<b>4</b>	<b>41</b>

**Rushing Attempts** ..... 3; Three Times: Last vs. Georgia, 1/2/16  
**Rushing Yards** ..... 50; at Temple, 9/5/15  
**Rushing Touchdowns** ..... 1; Buffalo, 9/12/15  
**Longest Rush** ..... 33 yards; at Temple, 9/5/15  
**Receptions** ..... 3; at Northwestern, 10/7/17  
**Receiving Yards** ..... 55; Kent State, 9/15/18  
**Receiving Touchdowns** ..... 1; Four Times: Last Kent State, 9/15/18  
**Longest Reception** ..... 41 yards; Kent State, 9/15/18  
**All-Purpose Yards** ..... 89; at Ohio State, 10/17/15  
**NOTE:** Has 14 career kickoff returns for 304 yards (21.7 ypr).



**EVAN PRESTA** 58  
 Defensive Tackle | 6-3 | 279  
 Sophomore/Freshman  
 Erie, Pa./Cathedral Prep  
 Major: Division of Undergraduate Studies

» 2018

**Season:** Made one appearance...One of 34 players to make their Penn State debut this season.

**Kent State (9/15):** Saw time on defense. **Iowa (10/27):** Named the coaching staff's Scout Team Defensive Player of the Week.



**JOHN REID** 29  
 Cornerback | 5-10 | 185  
 Senior/Junior  
 Mount Laurel, N.J./St. Joseph's Prep (Pa.)  
 Major: Data Sciences

» 2018

**Awards:** Is a nominee for the Mayo Clinic Comeback Player of the Year.

**Season:** Made nine starts.

**Appalachian State (9/1):** Recorded a solo tackle and a QB hurry. **at Illinois (9/21):** Broke up a pass in the first quarter. **Ohio State (9/29):** Made three tackles...Broke up a pass. **Michigan State (10/13):** Collected four tackles, including two solo...Broke up a pass. **at Indiana (10/20):** Registered a career-high eight tackles, making six solo stops. **Iowa (10/27):** Intercepted a pass in the second quarter, returning it 44 yards, a career-best return...Assisted on a tackle and broke up three passes...Added a QB hurry. **at Michigan (11/3):** Broke up two passes. **Wisconsin (11/10):** Collected two solo tackles, including one for loss. **at Rutgers (11/17):** Made three stops, including one solo...Intercepted a pass in the second quarter.

» 2018 GAME-BY-GAME

*Tackles (Solo-Assisted-Total)*  
 APPALACHIAN STATE 1-0-1; at Pittsburgh DNP; KENT STATE DNP; at Illinois 0-0-0; OHIO STATE 3-0-3; MICHIGAN STATE 2-2-4; at Indiana 6-2-8; IOWA 0-1-1; at Michigan 0-0-0; WISCONSIN 2-0-2; at Rutgers 1-2-3.

» **REID'S CAREER STATISTICS & GAME HIGHS**

	UA-A	TK	FF	FR	I	PBU	SACK	TFL
2015	18-11	29	1	1	2	5	-	1.0-2
2016	23-13	36	-	1	1	9	0.5-3	5.0-19
2017	-	-	-	-	-	-	-	-
								DNP - Injury
2018	15-7	22	-	-	2	8	-	1.0-2
<b>CAREER</b>	<b>56-31</b>	<b>87</b>	<b>1</b>	<b>2</b>	<b>5</b>	<b>22</b>	<b>0.5-3</b>	<b>7.0-23</b>

**Tackles** ..... 8; at Indiana, 10/20/18  
**Sacks** ..... 0.5; Kent State, 9/3/16  
**Tackles for Loss** ..... 2.0; at Rutgers, 11/19/16  
**Forced Fumbles** ..... 1; vs. Maryland, 10/24/15  
**Fumble Recoveries** ..... 1; Twice: Last at Pittsburgh, 9/10/16  
**Interceptions** ..... 1; Five Times: Last at Rutgers, 11/17/18  
**Long Interception Return** ..... 44 yards; Twice: Last Iowa, 10/27/18  
**Pass Breakups** ..... 3; Iowa, 10/27/18

**NOTE:** Owns 22 career punt returns for 166 yards (7.5 ypr), all coming in 20.



**MILES SANDERS** 24  
 Running Back | 5-11 | 207  
 Junior/Junior  
 Pittsburgh, Pa./Woodland Hills  
 Major: Recreation, Parks and Tourism Management

» **CAREER NOTES & RECORDS**

**Career:** Became the 45th player in program history to rush for more than 1,000 yards...Ranks 30th all-time with 1,470 rushing yards.

**Season: 2018:** Earned the program's 26th individual 1,000-yard rushing season (2018)...Is the 16th 1,000-yard rusher in program history... Has the 17th-most rushing yards in a PSU single-season. **2016:** Owns the Penn State season record with 33 kickoff returns in 2016, passing former teammate Grant Haley's mark of 32 from 2014...Ranks No. 2 on the school season list with 688 kickoff return yards in 2016 behind Chaz Powell (733 yards; 2011).

**Game:** Became the 28th player in program history to rush for 200 yards against Illinois (9/21)...One of six players in program history (nine occasions) to rush for 200 yards and three touchdowns in a game...

» 2018

**Awards:** Named Big Ten Offensive Player of the Week after Illinois (9/21) game...Tabbed the Rose Bowl Game Big Ten Player of the Week following the Illinois (9/21) game...Selected to Pro Football Focus Big Ten Team of the Week following the Pittsburgh (9/8) game...Member of the Maxwell Award Watch List...Among the candidates on the preseason watch list for the Doak Walker Award, given to the nation's top running back.

**Season:** Made 11 starts...Reached the 1,000-yard rushing mark against Wisconsin (11/10)...Wore No. 8 in honor of Mark Allen for the Ohio State (9/29) game.

**Rankings:** Ranks No. 3 in the Big Ten and No. 18 in the nation with 1,095 rushing yards...Sits No. 3 in the conference and No. 24 in the FBS with 99.5 rushing yards per game...Is No. 4 in the Big Ten in rushing touchdown (9) and No. 6 in the conference in yards per carry (5.67)...Holds fifth in the Big Ten with 111.6 all-purpose yards per contest.

**Appalachian State (9/1):** Had 19 rushes for 91 yards, with 62 yards coming in the fourth quarter and overtime...Rushed for two touchdowns, including the go-ahead 4-yard score in overtime...Had three receptions for 20 yards...Named the coaching staff's Offensive Player of the Week. **at Pittsburgh (9/8):** Rushed for 118 yards on 16 carries...Earned his first career 100-yard rushing game...Had three runs of 20 or more yards, including a 41-yard run in the first quarter...Caught a 6-yard pass. **Kent State (9/15):** Rushed for 86 yards on 14 carries...Recorded three catches and for 30 yards. **at Illinois (9/21):** Rushed for a career-best 200 yards on 22 carries...Set a career high with three rushing touchdowns...Had a 48-yard rushing touchdown in the third quarter to go with 2-and 14-yard touchdown runs...Named the coaching staff's Offensive Player of the Week. **Ohio State (9/29):** Rushed for 43 yards on 16 carries...Scored on a 1-yard run...Made two catches. **Michigan State (10/13):** Rushed for 162 yards on 17 carries...Had a 48-yard touchdown run...Added a 78-yard run, the longest of his career. **at Indiana (10/20):** Rushed for 72 yards and a touchdown on 15 carries...Scored on a 1-yard run in the first quarter...Caught six passes for 54 yards, establishing new career highs...Had a career-long 29-yard reception...Recorded his sixth game this year with more than 100 all-purpose yards...Named the coaching staff's Offensive Player of the Week. **Iowa (10/27):** Had 17 rushes for 62 yards, including 32 yards in the first quarter. **at Michigan (11/3):** Rushed for 14 yards and caught a 9-yard pass. **Wisconsin (11/10):** Earned his fourth 100-yard game of the season...Rushed for 159 yards and a touchdown on 23 carries...Scored on a 1-yard run in the first quarter...Added runs of 23 and 29 yards...Caught two passes for 9 yards...Named the coaching staff's Offensive Player of the Week. **at Rutgers (11/17):** Rushed for 88 yards on a career-high 27 carries...Added four catches.

» 2018 GAME-BY-GAME

Rushing (Carries-Yards-TD)

APPALACHIAN STATE 19-91-2; at Pittsburgh 16-118-0; KENT STATE 14-86-0; at Illinois 22-200-3; OHIO STATE 16-43-1; MICHIGAN STATE 17-162-1; at Indiana 15-72-1; IOWA 17-62-0; at Michigan 7-14-0; WISCONSIN 23-159-1; at Rutgers 27-88-0.

Receiving (Receptions-Yards-TD)

APPALACHIAN STATE 3-20-0; at Pittsburgh 1-6-0; KENT STATE 3-30-0; at Illinois 0-0-0; OHIO STATE 2-2-0; MICHIGAN STATE 0-0-0; at Indiana 6-54-0; IOWA 0-0-0; at Michigan 1-9-0; WISCONSIN 2-9-0; at Rutgers 4-2-0.

» SANDERS' CAREER OFFENSIVE STATISTICS & GAME HIGHS

	Att.-Yds.	Avg.	TD	LG	Rec.-Yds.	Avg.	TD	LG
2016	25-184	7.4	1	57	2-24	12.0	1	21
2017	31-191	6.2	2	31	6-30	5.0	-	7
2018	193-1,095	5.7	9	78	22-132	6.0	-	29
<b>CAREER</b>	<b>249-1,470</b>	<b>5.9</b>	<b>12</b>	<b>78</b>	<b>30-186</b>	<b>6.2</b>	<b>1</b>	<b>21</b>

Rushing Attempts .....27; at Rutgers, 11/17/18

Rushing Yards .....200; at Illinois, 9/21/18

Rushing Touchdowns .....1; at Illinois, 9/21/18

Longest Rush .....78 yards; Michigan State, 10/13/18

Receptions .....6; at Indiana, 10/20/18

Receiving Yards .....54; at Indiana, 10/20/18

Receiving Touchdowns .....1; at Purdue, 10/29/16

Longest Reception .....29 yards; at Indiana, 10/20/18

100-yard Rushing Games .....4; Last Wisconsin (159), 11/10/18

200-yard Rushing Games .....1; at Illinois (200), 9/21/18

2 or More Rushing Touchdowns .....2 games; Last at Illinois (3), 9/21/18

3 or More Rushing Touchdowns .....1 game; at Illinois (3), 9/21/18

» SANDERS' CAREER KICKOFF RETURN STATISTICS & GAME HIGHS

	No.	Yds.	Avg.	TD	LG
2016	33	688	20.8	-	48
2017	5	76	15.2	-	23
2018	-	-	-	-	-
<b>CAREER</b>	<b>38</b>	<b>764</b>	<b>20.1</b>	<b>-</b>	<b>48</b>

Kickoff Returns .....4; Four Times: Last vs. Washington, 12/30/17

Kickoff Return Yards .....89; Ohio State, 10/22/16

Longest Kickoff Return .....48 yards; Iowa, 11/5/16

All-Purpose Yards .....200; at Illinois, 9/21/18

**NICK SCOTT** 4

Safety | 5-11 | 199

Graduate/Senior

Fairfax, Va./Fairfax

Major: Labor & Employment Relations (2nd degree)

» 2018

**Awards:** Was a candidate on the preseason watch list for the Allstate AFCA Good Works Team.

**Season:** Made 11 starts...One of 10 Penn Staters to enter 2018 having already earned a degree...Graduated with his degree in psychology in May 2018.

**Rankings:** Ranks No. 6 in the Big Ten and No. 31 in the nation with three interceptions.

**Appalachian State (9/1):** Made a career-best nine stops, with five solo... Notched his first career sack and tied career highs with a full tackle for loss and a pass breakup. **at Pittsburgh (9/8):** Assisted on two tackles. **Kent State (9/15):** Recorded four tackles, including a solo stop. **at Illinois (9/21):** Made five stops...Collected four solo tackles. **Ohio State (9/29):** Collected five tackles, including three solo. **Michigan State (10/13):** Tallied five tackles...Made four solo stops. **at Indiana (10/20):** Recorded his first career interception in the fourth quarter...Added a fumble recovery in the fourth quarter on a punt return...Collected seven tackles, including five solo. **Iowa (10/27):** Made a big interception in the fourth quarter, picking it off on the PSU 2 and returning it 7 yards to prevent an Iowa score...Registered five tackles, including one solo. **at Michigan (11/3):** Collected five tackles, four solo...Blocked a 50-yard field goal attempt in the second quarter, Penn State's first blocked field goal since Troy Apke at Iowa in 2017. **Wisconsin (11/10):** Made five stops, including three solo...Intercepted a pass in the fourth quarter and returned it 8 yards. **at Rutgers (11/17):** Collected six tackles, including one solo.

» 2018 GAME-BY-GAME

Tackles (Solo-Assisted-Total)

APPALACHIAN STATE 5-4-9; at Pittsburgh 0-2-2; KENT STATE 1-3-4; at Illinois 4-1-5; OHIO STATE 3-2-5; MICHIGAN STATE 4-1-5; at Indiana 5-2-7; IOWA 1-4-5; at Michigan 4-1-5; WISCONSIN 3-2-5; at Rutgers 1-5-6.

» SCOTT'S CAREER STATISTICS & GAME HIGHS

	UA-A	TK	FF	FR	I	PBU	SACK	TFL
2015	5-3	8	-	-	-	-	-	-
2016	3-5	8	-	-	-	1	-	-
2017	17-16	33	-	1	-	-	-	1.5-2
2018	31-27	58	-	1	3	1	-	-
<b>CAREER</b>	<b>56-51</b>	<b>107</b>	<b>-</b>	<b>2</b>	<b>3</b>	<b>2</b>	<b>-</b>	<b>1.5-2</b>

Tackles .....9; Appalachian State, 9/1/18

Tackles for Loss .....1.0; Twice: Last vs. Appalachian State, 9/1/18

Interceptions .....1; Three Times: Last Wisconsin, 11/10/18

Longest Interception Return .....8 yards; Wisconsin, 11/10/18

Pass Breakups .....1; Twice: Last vs. Appalachian State, 9/1/18

Fumble Recoveries .....1; Twice: Last at Indiana, 10/20/18

Blocked Kicks .....1 (Field Goal); at Michigan, 11/3/18

**NOTE:** Has two career touchdowns, one coming on a fumble recovery vs. Indiana in 2018 and the other a rushing score vs. Army in 2015...Owns 624 all-purpose yards in his career (133 rushing, 43 receiving, 448 kickoff return)...Has one career touchdown pass, hitting Christian Hackenberg with a passing score vs. Illinois in 2015.

**ANTONIO SHELTON** 55

Defensive Tackle | 6-2 | 308

Junior/Sophomore

Westerville, Ohio/Westerville-North

Major: Journalism

» 2018

**Season:** Appeared in 11 games...Wore No. 53 in honor of Fred Hansard for the Indiana game (10/20).

**Appalachian State (9/1):** Tied a career high with two tackles, including one solo. **at Pittsburgh (9/8):** Matched a career best with two tackles... Made one solo stop. **Kent State (9/15):** Assisted on a tackle. **Ohio State (9/29):** Recorded a solo tackle. **Michigan State (10/13):** Assisted on a tackle. **at Indiana (10/20):** Collected one tackle. **Iowa (10/27):** Recorded one tackle. **at Michigan (11/3):** Assisted on one tackle. **at Rutgers (11/17):** Made two stops, including one solo...Registered a solo sack in the fourth quarter.

» 2018 GAME-BY-GAME

Tackles (Solo-Assisted-Total)

APPALACHIAN STATE 1-1-2; PITTSBURGH 1-1-2; KENT STATE 0-1-1; ILLINOIS 0-0-0; OHIO STATE 1-0-1; MICHIGAN STATE 0-1-1; at Indiana 1-0-1; IOWA 0-1-1; at Michigan 0-1-1; WISCONSIN 0-0-0; at Rutgers 1-1-2.

» SHELTON'S CAREER STATISTICS & GAME HIGHS

	UA-A	TK	FF	FR	I	PBU	SACK	TFL
2017	0-5	5	-	-	-	-	1.0-4	1.5-5
2018	5-6	11	-	-	-	-	1.0-1	1.0-1
<b>CAREER</b>	<b>5-11</b>	<b>16</b>	<b>-</b>	<b>-</b>	<b>-</b>	<b>-</b>	<b>2.0-5</b>	<b>2.5-6</b>

Tackles .....2; Four Times: Last at Pittsburgh, 9/8/18

Tackles for Loss .....1.0; Twice: Last at Rutgers, 11/17/18

Sacks .....1.0; at Rutgers, 11/17/18

**JUSTIN SHORTER** 6

Wide Receiver | 6-4 | 226

Freshman/Freshman

Monmouth Junction, N.J./South Brunswick

Major: Division of Undergraduate Studies

» 2018

**Season:** Appeared in three games...One of 15 true freshmen to make their debut this year...One of 34 players to make their Penn State debut this season.

**Kent State (9/15):** Made his college debut, seeing time on offense. **Wisconsin (11/10):** Caught a 3-yard pass in the second quarter, his first career reception. **at Rutgers (11/17):** Had a 9-yard rush, the first of his career.

» 2018 GAME-BY-GAME

Rushing (Carries-Yards-TD)

APPALACHIAN STATE DNP; at Pittsburgh DNP; KENT STATE 0-0-0; at Illinois DNP; OHIO STATE DNP; MICHIGAN STATE DNP; at Indiana DNP; IOWA DNP; at Michigan DNP; WISCONSIN 0-0-0; at Rutgers 1-9-0.

Receiving (Receptions-Yards-TD)

APPALACHIAN STATE DNP; at Pittsburgh DNP; KENT STATE 0-0-0; at Illinois DNP; OHIO STATE DNP; MICHIGAN STATE DNP; at Indiana DNP; IOWA DNP; at Michigan DNP; WISCONSIN 1-3-0; at Rutgers 0-0-0.

» SHORTER'S CAREER OFFENSIVE STATISTICS & GAME HIGHS

	Att.-Yds.	Avg.	TD	LG	Rec.-Yds.	Avg.	TD	LG
2018	1-9	9.0	-	9	1-3	3.0	-	3
<b>CAREER</b>	<b>1-9</b>	<b>9.0</b>	<b>-</b>	<b>9</b>	<b>1-3</b>	<b>3.0</b>	<b>-</b>	<b>3</b>

Rushing Attempts .....1; at Rutgers, 11/17/18

Rushing Yards .....9; at Rutgers, 11/17/18

Longest Rush .....9 yards; at Rutgers, 11/17/18

Receptions .....1; Wisconsin, 11/10/18

Receiving Yards .....3; Wisconsin, 11/10/18

Longest Reception .....3 yards; Wisconsin, 11/10/18

**CHARLIE SHUMAN** 79

Offensive Line | 6-8 | 324

Graduate Student/Senior

Pittsford, N.Y./Pittsford Sutherland

Major: Management & Organizational Leadership

» 2018

**Season:** Appeared in one game.

**Appalachian State (9/1):** Named the Coaching Staff's Scout Team Offensive Player of the Week. **at Pittsburgh (9/8):** Selected Scout Team Offensive Player of the Week by the coaching staff. **Kent State (9/15):** Saw playing time on offense. **Ohio State (9/29):** Named the coaching staff's Scout Team Offensive Player of the Week. **Michigan State (10/13):** Was the coaching staff's Scout Team Offensive Player of the Week. **at Indiana (10/20):** Named the coaching staff's Scout Team Offensive Player of the Week.

**SHANE SIMMONS** 34

Defensive End | 6-3 | 254

Junior/Sophomore

Laurel, Md./DeMatha

Major: Communication Arts & Sciences

» 2018

**Season:** Appeared in six games.

**Michigan State (10/13):** Made his season debut...Recorded two tackles, including one solo. **Iowa (10/27):** Made one solo stop. **at Michigan (11/3):** Collected three tackles, including two solo. **at Rutgers (11/17):** Registered three tackles.

» 2018 GAME-BY-GAME

Tackles (Solo-Assisted-Total)

APPALACHIAN STATE DNP; at Pittsburgh DNP; KENT STATE DNP; at Illinois DNP; OHIO STATE DNP; MICHIGAN STATE 1-1-2; at Indiana 0-0-0; IOWA 1-0-1; at Michigan 2-1-3; WISCONSIN 0-0-0; at Rutgers 0-3-3.

» SIMMONS' CAREER STATISTICS & GAME HIGHS

	UA-A	TK	FF	FR	I	PBU	SACK	TFL
2017	8-7	15	-	-	-	-	1.0-1	4.5-13
2018	4-5	9	-	-	-	-	-	-
<b>CAREER</b>	<b>12-12</b>	<b>24</b>	<b>-</b>	<b>-</b>	<b>-</b>	<b>-</b>	<b>1.0-1</b>	<b>4.5-13</b>

Tackles .....4; at Northwestern, 10/7/17

Tackles for Loss .....1.0; Three Times: Last Rutgers, 11/11/17

Sacks .....1.0; at Michigan State, 11/4/17



**ZACH SIMPSON** 64  
 Offensive Line | 6-3 | 202  
 Senior/Junior  
 Hollidaysburg, Pa./Hollidaysburg Area  
 Major: Economics

» 2018

**Season:** Appeared in 10 games.

**Appalachian State (9/1):** Saw playing time on special teams. **at Pittsburgh (9/8):** Earned playing time on special teams. **Kent State (9/15):** Saw playing time on offense and special teams. **at Illinois (9/21):** Saw game action on offense and special teams. **Ohio State (9/29):** Earned playing time on special teams. **Michigan State (10/13):** Saw playing time on special teams. **at Indiana (10/20):** Earned playing time on special teams. **Iowa (10/27):** Saw action on special teams. **at Michigan (11/3):** Saw playing time on offense and special teams. **at Rutgers (11/17):** Earned playing time on special teams.



**RICKY SLADE** 4  
 Running Back | 5-9 | 198  
 Freshman/Freshman  
 Woodbridge, Va./C.D. Hylton  
 Major: Division of Undergraduate Studies

» 2018

**Season:** Appeared in seven games...One of 15 true freshmen to make their debut this year...One of 34 players to make their Penn State debut this season.

**Appalachian State (9/1):** Made first career appearance...Rushed six times for 39 yards...Tallied his first career touchdown on a 27-yard run in the third quarter. **at Pittsburgh (9/8):** Rushed for 13 yards on four carries. **Kent State (9/15):** Earned five carries...Scored on a 2-yard run in the third quarter. **at Illinois (9/21):** Ran for 94 yards on 10 carries...Rushed for two scores, including a 61-yard run in the fourth quarter...Scored on a 1-yard run. **Michigan State (10/13):** Had one carry for 8 yards. **Wisconsin (11/10):** Had two carries for 1 yard. **at Rutgers (11/17):** Gained 10 yards on two carries.

» 2018 GAME-BY-GAME

*Rushing (Carries-Yards-TD)*

APPALACHIAN STATE 6-39-1; at Pittsburgh 4-13-0; KENT STATE 5-1-1; at Illinois 10-94-2; OHIO STATE DNP; MICHIGAN STATE 1-8-0; at Indiana DNP; IOWA DNP; at Michigan DNP; WISCONSIN 2-1-0; at Rutgers 2-10-0.

» SLADE'S CAREER STATISTICS & GAME HIGHS

	Att.-Yds.	Avg.	TD	LG	Rec.-Yds.	Avg.	TD	LG
2018	30-166	5.5	4	61	-	-	-	-
<b>CAREER</b>	<b>30-166</b>	<b>5.5</b>	<b>4</b>	<b>61</b>	-	-	-	-

**Rushing Attempts** ..... 10; at Illinois, 9/21/18  
**Rushing Yards** ..... 94; at Illinois, 9/21/18  
**Rushing Touchdowns** ..... 2; at Illinois, 9/21/18  
**Longest Rush** ..... 61 yards; at Illinois, 9/21/18  
**2 or More Rushing Touchdowns** ..... 1 game; at Illinois (2), 9/21/18



**TOMMY STEVENS** 2  
 Quarterback | 6-5 | 235  
 Senior/Junior  
 Indianapolis, Ind./Decatur Central  
 Major: Telecommunications

» CAREER NOTES AND RECORDS

**Career:** Ranks No. 8 on Penn State's career quarterback rushing yardage list with 419 yards...Tied for eighth at PSU in career rushing touchdowns by a quarterback (8)...Has two career multi-touchdown games, with both coming in 2017...Rushed for three scores and threw a touchdown pass at Maryland (11/25/17)...Threw a touchdown and caught a touchdown pass vs. Georgia State (9/16/17).

**Season: 2017:** Finished No. 17 on the single-season quarterback rushing yardage charts (190)...Tied for No. 7 on the single-game quarterback rushing yardage list with 113 yards against Maryland. **2016:** His rushing yardage (198) sits No. 16 on the single-season charts for a quarterback.

**Game:** Became the second Penn State quarterback in program history with 100-plus rushing yards and three rushing touchdowns in a game, joining Eugene "Shorty" Miller, who had 250 yards and five touchdowns rushing in 1913 vs. Carnegie Tech (*per ESPN Stats & Info*).

» 2018

**Season:** Appeared in six games, seeing time at quarterback in three games.

**Ohio State (9/29):** Made his season debut in the "Lion" position...Had three rushes. **at Indiana (10/20):** Connected with Pat Freiermuth on a 23-yard touchdown in the second quarter...Caught two passes for 2 yards. **Iowa (10/27):** Completed two-of-four passes for 27 yards...Rushed for 18 yards on five carries, including a 3-yard touchdown run. **at Michigan (11/3):** Completed three-of-four passes for 35 yards...Rushed for 52 yards on 10 carries, including an 8-yard touchdown run. **Wisconsin (11/10):** Rushed for 25 yards on seven carries, including a 20-yard run in the second quarter.

» 2018 GAME-BY-GAME

*Passing (Comp-Att-Yds-TD-INT)*

APPALACHIAN STATE DNP; at Pittsburgh DNP; KENT STATE DNP; at Illinois DNP; OHIO STATE 0-0-0-0-0; MICHIGAN STATE DNP; at Indiana 1-1-23-1-0; IOWA 2-4-27-0-0; at Michigan 3-4-35-0-1; WISCONSIN 0-0-0-0-0; at Rutgers 0-0-0-0-0.

» STEVENS' CAREER PASSING STATISTICS & GAME HIGHS

	C-A	Yds.	%	TD-INT	YPG	LG
2016	2-3	36	66.7	-	5.1	26
2017	14-27	158	51.9	3-0	19.8	35
2018	6-9	85	66.6	1-1	21.3	23
<b>CAREER</b>	<b>22-39</b>	<b>279</b>	<b>56.4</b>	<b>4-1</b>	<b>14.0</b>	<b>35</b>

**Pass Completions** ..... 4; at Northwestern, 10/7/17  
**Pass Attempts** ..... 7; Twice: Last at Maryland, 11/25/17  
**Passing Yards** ..... 43; Georgia State, 9/16/17  
**Passing Touchdowns** ..... 1; Four Times: Last at Indiana, 10/20/18  
**Long Pass** ..... 35 yards; Georgia State, 9/16/17

» 2018 GAME-BY-GAME

*Rushing (Carries-Yards-TD)*

APPALACHIAN STATE DNP; at Pittsburgh DNP; KENT STATE DNP; at Illinois DNP; OHIO STATE 3-(-12)-0; MICHIGAN STATE DNP; at Indiana 0-0-0; IOWA 5-18-1; at Michigan 10-52-1; WISCONSIN 7-25-0; at Rutgers 0-0-0.

*Receiving (Receptions-Yards-TD)*

APPALACHIAN STATE DNP; at Pittsburgh DNP; KENT STATE DNP; at Illinois DNP; OHIO STATE 0-0-0; MICHIGAN STATE DNP; at Indiana 2-2-0; IOWA 0-0-0; at Michigan 0-0-0; WISCONSIN 0-0-0; at Rutgers 0-0-0.

» STEVENS' CAREER OFFENSIVE STATISTICS & GAME HIGHS

SEASON	Att.-Yds.	Avg.	TD	LG	Rec.-Yds.	Avg.	TD	LG
2016	21-198	9.4	2	45	-	-	-	-
2017	27-190	7.0	4	21	12-60	5.0	2	13
2018	25-83	3.3	1	20	2-2	1.0	-	2
<b>CAREER</b>	<b>73-471</b>	<b>6.5</b>	<b>7</b>	<b>45</b>	<b>14-62</b>	<b>4.4</b>	<b>2</b>	<b>13</b>

**Rushing Attempts** ..... 12; at Maryland, 11/25/17  
**Rushing Yards** ..... 113; at Maryland, 11/25/17  
**Rushing Touchdowns** ..... 3; at Maryland, 11/25/17  
**Longest Rush** ..... 45 yards; Iowa, 11/5/16

**Receptions** ..... 3; vs. Washington, 12/30/17  
**Receiving Yards** ..... 22; Nebraska, 11/18/17  
**Receiving Touchdowns** ..... 1; Twice: Last at Northwestern, 10/7/17  
**Longest Reception** ..... 13 yards; Nebraska, 11/18/17

**All-Purpose Yards** ..... 117; at Maryland, 11/25/17  
**Total Offense** ..... 128; at Maryland, 11/25/17



**CAM SULLIVAN-BROWN** 81  
 Wide Receiver | 6-0 | 189  
 Sophomore/Freshman  
 Bowie, Md./Saint Vincent Pallotti  
 Major: Division of Undergraduate Studies

» 2018

**Season:** Appeared in 11 games, including one start...One of 18 players to make their first career start this season...One of 34 players to make their Penn State debut this season.

**Appalachian State (9/1):** Made his first career appearance...Saw playing time on offense. **at Pittsburgh (9/8):** Earned snaps on offense. **Kent State (9/15):** Saw playing time on offense and special teams. **at Illinois (9/21):** Played on offense and special teams. **Ohio State (9/29):** Saw playing time on offense and special teams. **Michigan State (10/13):** Hauled in a 7-yard reception, the first reception of his career. **at Indiana (10/20):** Caught two passes for 33 yards, establishing career highs...Made a 22-yard grab in the third quarter. **Iowa (10/27):** Saw playing time on offense and special teams. **at Michigan (11/3):** Earned action on offense and special teams. **Wisconsin (11/10):** Made a 9-yard catch in the second quarter. **at Rutgers (11/17):** Made his first career start.

» 2018 GAME-BY-GAME

*Receiving (Receptions-Yards-TD)*

APPALACHIAN STATE 0-0-0; at Pittsburgh 0-0-0; KENT STATE 0-0-0; at Illinois 0-0-0; OHIO STATE 0-0-0; MICHIGAN STATE 1-7-0; at Indiana 2-33-0; IOWA 0-0-0; at Michigan 0-0-0; WISCONSIN 1-9-0; at Rutgers 0-0-0.

» SULLIVAN-BROWN'S CAREER STATISTICS & GAME HIGHS

SEASON	Att.-Yds.	Avg.	TD	LG	Rec.-Yds.	Avg.	TD	LG
2018	-	-	-	-	4-49	12.3	-	22
<b>CAREER</b>	-	-	-	-	<b>4-49</b>	<b>12.3</b>	-	<b>22</b>

**Receptions** ..... 2; at Indiana, 10/20/18  
**Receiving Yards** ..... 33; at Indiana, 10/20/18  
**Longest Reception** ..... 22 yards; at Indiana, 10/20/18



**JONATHAN SUTHERLAND** 26  
 Safety | 5-11 | 196  
 Sophomore/Freshman  
 Ottawa, Ont./Episcopal (Va.)  
 Major: Division of Undergraduate Studies

» 2018

**Season:** Appeared in 11 games, including one start...One of 18 players to make their first career start this year...One of 34 players to make their Penn State debut this season.

**Appalachian State (9/1):** Saw playing time on special teams...Assisted on a tackle. **at Pittsburgh (9/8):** Made two solo stops while seeing time on defense and special teams. **Kent State (9/15):** Recorded five tackles, making four solo stops...Collected his first career tackle for loss. **at Illinois (9/21):** Recorded a team-leading and career-high eight tackles...Matched a career best with a full tackle for loss. **Ohio State (9/29):** Earned playing time on defense and special teams. **Michigan State (10/13):** Recorded three tackles, including one solo. **at Indiana (10/20):** Made seven stops, including six solo...Recorded his first career forced fumble on a punt return in the fourth quarter. **Iowa (10/27):** Made his first career start...Assisted on a tackle and broke up a pass. **at Michigan (11/3):** Recorded a solo tackle. **Wisconsin (11/10):** Collected three tackles, including two solo. **at Rutgers (11/17):** Registered three tackles, including one solo.

» 2018 GAME-BY-GAME

*Tackles (Solo-Assisted-Total)*

APPALACHIAN STATE 0-1-1; at Pittsburgh 2-0-2; KENT STATE 4-1-5; at Illinois 6-2-8; OHIO STATE 0-0-0; MICHIGAN STATE 1-2-3; at Indiana 6-1-7; IOWA 0-1-1; at Michigan 1-0-1; WISCONSIN 2-1-3; at Rutgers 1-2-3.



» SUTHERLAND'S CAREER STATISTICS & GAME HIGHS

	UA-A	TK	FF	FR	I	PBU	SACK	TFL
2018	23-11	34	1	-	-	1	-	2.0-4
<b>CAREER</b>	<b>23-11</b>	<b>34</b>	<b>1</b>	<b>-</b>	<b>-</b>	<b>1</b>	<b>-</b>	<b>2.0-4</b>

**Tackles** ..... 8; at Illinois, 9/21/18  
**Tackles for Loss** ..... 1.0; Twice: Last at Illinois, 9/21/18  
**Forced Fumbles** ..... 1; at Indiana, 10/20/18  
**Pass Breakups** ..... 1; Iowa, 10/27/18



**NICK TARBURTON** 46  
 Defensive End | 6-3 | 246  
 Freshman/Freshman  
 Green Lane, Pa./Pennridge  
 Major: Division of Undergraduate Studies

» 2018  
**Season:** Appeared in two games...One of 15 true freshmen to make their debut this year...One of 34 players to make their Penn State debut this season.

**Appalachian State (9/1):** Made his college debut, seeing time on defense and special teams. **at Pittsburgh (9/8):** Earned playing time on defense and special teams. **at Indiana (10/20):** Named the coaching staff's Scout Team Defensive Player of the Week. **Wisconsin (11/10):** Earned coaching staff's Scout Team Defensive Player of the Week award.



**GARRETT TAYLOR** 17  
 Safety | 6-0 | 206  
 Senior/Junior  
 Richmond, Va./Saint Christopher's  
 Major: Advertising & Public Relations (Smeal Business Cert.)

» 2018  
**Season:** Appeared in 11 games, making nine starts...One of 16 players to make their first career start this season.

**Rankings:** Ranks No. 6 in the Big Ten and No. 31 in the nation with three interceptions.

**Appalachian State (9/1):** Earned his first career start...Made a career-high eight tackles, including six solo. **at Pittsburgh (9/8):** Collected five tackles, making two solo stops. **Kent State (9/15):** Made three tackles, two solo...Broke up a pass. **at Illinois (9/21):** Recorded seven tackles...Had a career-high 1.5 tackles for loss...Named the coaching staff's Defensive Player of the Week. **Ohio State (9/29):** Recorded his first career interception, returning it 45 yards...Collected four tackles. **Michigan State (10/13):** Tallied six tackles, including five solo...Had an interception in the third quarter, returning it 37 yards...Forced a fumble for the first time in his career...Broke up a career-high five passes. **at Indiana (10/20):** Recovered a fumble in the third quarter...Added three tackles. **Iowa (10/27):** Collected six tackles, including three solo, in the second half. **at Michigan (11/3):** Registered seven tackles, including five solo...Recovered a blocked field goal and returned it 9 yards in the second quarter. **Wisconsin (11/10):** Recorded two solo tackles and a pass breakup. **at Rutgers (11/17):** Made five stops, including one solo... Intercepted a pass in the second quarter and returned it 2 yards.

» 2018 GAME-BY-GAME

**Tackles (Solo-Assisted-Total)**  
 APPALACHIAN STATE 6-2-8; at Pittsburgh 2-3-5; KENT STATE 2-1-3; at Illinois 6-1-7; OHIO STATE 1-3-4; MICHIGAN STATE 5-1-6; at Indiana 1-2-3; IOWA 3-3-6; at Michigan 5-2-7; WISCONSIN 2-0-2; at Rutgers 1-4-5.

» TAYLOR'S CAREER STATISTICS & GAME HIGHS

	UA-A	TK	FF	FR	I	PBU	SACK	TFL
2016	1-1	2	-	-	-	1	-	-
2017	6-6	12	-	1	-	1	-	-
2018	34-22	56	1	1	3	7	-	1.5-7
<b>CAREER</b>	<b>41-29</b>	<b>70</b>	<b>1</b>	<b>2</b>	<b>3</b>	<b>9</b>	<b>-</b>	<b>1.5-7</b>

**Tackles** ..... 8; Appalachian State, 9/1/18  
**Tackles for Loss** ..... 1.5; at Illinois, 9/21/18  
**Forced Fumbles** ..... 1; Michigan State, 10/13/18  
**Fumble Recoveries** ..... 1; Twice: Last at Indiana, 10/20/18  
**Interceptions** ..... 1; Three Times: Last at Rutgers, 11/17/18  
**Longest Interception Return** ..... 45 yards; Ohio State, 9/29/18  
**Pass Breakups** ..... 5; Michigan State, 10/13/18



**JOHNATHAN THOMAS** 20  
 Running Back | 5-11 | 221  
 Graduate/Senior  
 Peabody, Mass./St. John's Prep  
 Major: Journalism (3rd degree)

» 2018  
**Season:** Appeared in 11 games...One of 10 Penn Staters to enter 2018 having already earned a degree...Has two degrees, graduating with his degree in sociology in December 2017 and a second degree in criminology in May 2018.

**Appalachian State (9/1):** Saw playing time on special teams. **at Pittsburgh (9/8):** Appeared on special teams. **Kent State (9/15):** Rushed for a career-high 84 yards on three carries...Scored on a 15-yard run in the fourth quarter...Had a career-long 69-yard run. **at Illinois (9/21):** Returned his first career kickoff for 20 yards. **Ohio State (9/29):** Saw playing time on special teams. **Michigan State (10/13):** Earned action on special teams. **at Indiana (10/20):** Returned a kickoff for 94 yards in the third quarter, the longest kick return of his career...Named the coaching staff's Special Teams Player of the Week. **Iowa (10/27):** Earned playing time on special teams. **at Michigan (11/3):** Saw action on special teams. **Wisconsin (11/10):** Had a 1-yard run on a fake punt to pick up a first down in the third quarter. **at Rutgers (11/17):** Earned playing time on special teams.

» 2018 GAME-BY-GAME

**Rushing (Carries-Yards-TD)**  
 APPALACHIAN STATE 0-0-0; at Pittsburgh 0-0-0; KENT STATE 3-84-1; at Illinois 0-0-0; OHIO STATE 0-0-0; MICHIGAN STATE 0-0-0; at Indiana 0-0-0; IOWA 0-0-0; at Michigan 0-0-0; WISCONSIN 1-1-0; at Rutgers 0-0-0.

» THOMAS' CAREER OFFENSIVE STATISTICS & GAME HIGHS

	Att.-Yds.	Avg.	TD	LG	Rec.-Yds.	Avg.	TD	LG
2015	11-42	3.8	-	11	-	-	-	-
2016	-	-	-	-	-	-	-	-
2017	-	-	-	-	-	-	-	-
2018	4-85	21.3	1	69	-	-	-	-
<b>CAREER</b>	<b>15-127</b>	<b>8.5</b>	<b>1</b>	<b>69</b>	<b>-</b>	<b>-</b>	<b>-</b>	<b>-</b>


**Rushing Attempts** ..... 3; Kent State, 9/15/18  
**Rushing Yards** ..... 84; Kent State, 9/15/18  
**Long Rush** ..... 69 yards; Kent State, 9/15/18  
**Total Offense Yards** ..... 84; Kent State, 9/15/18  
**All-Purpose Yards** ..... 94; at Indiana, 10/20/18

» THOMAS' CAREER KICKOFF RETURN STATISTICS & GAME HIGHS

	No.	Yds.	Avg.	TD	LG
2015	-	-	-	-	-
2016	-	-	-	-	-
2017	-	-	-	-	-
2018	2	114	57.0	-	94
<b>CAREER</b>	<b>2</b>	<b>114</b>	<b>57.0</b>	<b>-</b>	<b>94</b>

**Kickoff Returns** ..... 1; Twice: Last at Indiana, 10/20/18  
**Kickoff Return Yards** ..... 94; at Indiana, 10/20/18  
**Longest Kickoff Return** ..... 94 yards; at Indiana, 10/20/18

**NOTE:** Has five career tackles, all coming on special teams in 2017.



**DeANDRE THOMPKINS** 3  
 Wide Receiver | 5-11 | 188  
 Graduate/Senior  
 Hubert, N.C./Swansboro  
 Major: Criminology (2nd degree)

» CAREER NOTES AND RECORDS

**Career:** Tied for fourth all-time at Penn State with two career punt return touchdowns, matching 10 other Nittany Lions (most recently: Larry Johnson, 1998-2002)...Ranks 25th in at PSU in career receiving yards (1,145).

**Game:** Set a school record for punt return average in a game with 31.8 yard per return vs. Akron (9/2/17), besting Derrick Williams' mark of 31.7 vs. Temple (2006).

» 2018

**Awards:** Selected to the Pro Football Focus Big Ten Team of the Week following the Kent State (9/15) game.

**Season:** Appeared in 11 games, making four starts...Became 31st Nittany Lion with more than 1,000 career receiving yards...One of 10 Penn Staters to enter 2018 having already earned a degree...Graduated with his degree in psychology in December 2017.

**Rankings:** Ranks No. 5 in the FBS and leads the Big Ten with one punt return touchdown...Sits No. 4 in the conference and ranks No. 26 in the nation with a 9.8 punt return average.

**Appalachian State (9/1):** Had a 29-yard punt return in the first quarter. **at Pittsburgh (9/8):** Returned a punt 39 yards for a touchdown in the third quarter, his second career punt return touchdown. **Kent State (9/15):** Caught four passes for 101 yards, recording his second career 100-yard game...Hauled in a 40-yard touchdown pass and made a 39-yard grab...Returned three punts for 62 yards, including a long return of 32 yards. **at Illinois (9/21):** Caught two passes for 10 yards...Returned two punts for 30 yards, including a 22-yard return. **Ohio State (9/29):** Had four punt returns. **Michigan State (10/13):** Returned three punts for 17 yards, including a 15-yard return. **at Indiana (10/20):** Hauled in a 13-yard grab...Had one punt return. **Iowa (10/27):** Caught five passes for 59 yards, including a 15-yard grab...Had one punt return. **Wisconsin (11/10):** Hauled in five receptions for 31 yards...Made a 14-yard touchdown grab in the first quarter...Added a 4-yard punt return. **at Rutgers (11/17):** Had a 5-yard reception.

» 2018 GAME-BY-GAME

**Receiving (Receptions-Yards-TD)**  
 APPALACHIAN STATE 0-0-0; at Pittsburgh 0-0-0; KENT STATE 4-101-1; at Illinois 2-10-0; OHIO STATE 0-0-0; MICHIGAN STATE 0-0-0; at Indiana 1-13-0; IOWA 5-59-0; at Michigan 0-0-0; WISCONSIN 5-31-1; at Rutgers 1-5-0.

» THOMPKINS' CAREER OFFENSIVE STATISTICS & GAME HIGHS

	Att.-Yds.	Avg.	TD	LG	Rec.-Yds.	Avg.	TD	LG
2015	5-12	2.4	1	6	3-33	11.0	-	31
2016	-	-	-	-	27-440	16.3	1	70
2017	-	-	-	-	28-443	15.8	3	70
2018	-	-	-	-	18-219	12.2	1	40
<b>CAREER</b>	<b>5-12</b>	<b>2.4</b>	<b>1</b>	<b>6</b>	<b>76-1145</b>	<b>15.1</b>	<b>5</b>	<b>70</b>

**Rush Attempts** ..... 2; Twice: Last Indiana, 10/10/15  
**Rush Yards** ..... 11; Indiana, 10/10/15  
**Rushing Touchdowns** ..... 1; Rutgers, 9/19/15  
**Long Rush** ..... 6 yards; Indiana, 10/10/15  
**Receptions** ..... 6; Northwestern, 10/7/17  
**Receiving Yards** ..... 102; at Michigan State, 11/4/17  
**Receiving Touchdowns** ..... 1; Five Times: Last Kent State, 9/15/18  
**Long Reception** ..... 70 yards; Twice: Last at Michigan State, 11/4/17

**100-yard Receiving Games** ..... 2; Last Kent State, 9/15/18

» 2018 GAME-BY-GAME

**Punt Returns (Returns-Yards-TD-YPR)**  
 APPALACHIAN STATE 1-29-0-29.0; at Pittsburgh 2-38-1-19.0; KENT STATE 3-62-0-20.6; at Illinois 2-30-0-15.0; OHIO STATE 4-(-3)-0-(-0.7); MICHIGAN STATE 3-17-0-5.6; at Indiana 1-(-1)-0-(-1.0); IOWA 1-0-0-0.0; at Michigan 0-0-0-0.0; WISCONSIN 1-4-0-4.0; at Rutgers 0-0-0-0.0.

» THOMPKINS' CAREER PUNT RETURN STATISTICS & GAME HIGHS

	No.	Yds.	Avg.	TD	LG
2015	23	178	7.7	-	58
2016	1	2	2.0	-	2
2017	24	319	13.3	1	61
2018	18	176	9.8	1	39
<b>CAREER</b>	<b>65</b>	<b>675</b>	<b>10.4</b>	<b>2</b>	<b>61</b>

**Punt Returns** ..... 5; Indiana, 10/10/15  
**Punt Return Yards** ..... 127; Akron, 9/2/17  
**Long Punt Return** ..... 61 yards; Akron, 9/2/17  
**Punt Return Touchdowns** ..... 1; Twice: Last at Pittsburgh (39 yards), 9/8/18

**Total Offense Yards** ..... 101; Kent State, 9/15/18  
**All-Purpose Yards** ..... 163; Kent State, 9/15/18

**NOTE:** Owns one kickoff return for 5 yards (vs. Iowa, 11/5/16).



**C.J. THORPE** 69  
 Offensive Line/Defensive Tackle | 6-3 | 322  
 Sophomore/Freshman  
 Glenshaw, Pa./Central Catholic  
 Major: Division of Undergraduate Studies

» 2018

**Season:** Appeared in 11 games...One of 34 players to make their Penn State debut this season...Moved from offensive line to defensive tackle after Illinois (9/21) game.

**Appalachian State (9/1):** Saw playing time on special teams. **at Pittsburgh (9/8):** Appeared on offense and special teams. **Kent State (9/15):** Received playing time on offense and special teams. **at Illinois (9/21):** Saw game action on offense and special teams. **Ohio State (9/29):** Played his first game as a defensive tackle...Recorded a solo tackle. **Michigan State (10/13):** Assisted on a tackle. **at Indiana (10/20):** Saw playing time on defense and special teams. **Iowa (10/27):** Earned playing time on defense and special teams. **at Michigan (11/3):** Saw action on defense and special teams. **Wisconsin (11/10):** Earned playing time on defense and special teams...Had a 10-yard kick return. **at Rutgers (11/17):** Saw playing time on defense and special teams.

» 2018 GAME-BY-GAME

Tackles (Solo-Assisted-Total)

APPALACHIAN STATE 0-0-0; at Pittsburgh 0-0-0; KENT STATE 0-0-0; at Illinois 0-0-0; OHIO STATE 1-0-1; MICHIGAN STATE 0-1-1; at Indiana 0-0-0; IOWA 0-0-0; at Michigan 0-0-0; WISCONSIN 0-0-0; at Rutgers 0-0-0.

» THORPE'S CAREER STATISTICS & GAME HIGHS

	UA-A	TK	FF	FR	I	PBU	SACK	TFL
2018	1-1	2	-	-	-	-	-	-
CAREER	1-1	2	-	-	-	-	-	-

Tackles .....1; Twice: Last Michigan State, 10/13/18

NOTE: Has one kickoff return for 10 yards (vs. Wisconsin, 11/10/18).



**JUSTIN TOBIN** 99  
 Kicker | 6-2 | 191  
 Junior/Sophomore  
 Langhorne, Pa./Neshaminy  
 Major: Business Management

» 2018

**Season:** Appeared in one game...One of 34 players to make their Penn State debut this season...One of 16 players to make their first career start this year...Was a two-year letterman in soccer at Penn State-Abington before transferring to the University Park campus.

**at Michigan (11/3):** Made his Penn State debut...Averaged 49.5 yards on two kickoffs.

» TOBIN'S CAREER KICKOFF STATISTICS & GAME HIGHS

	KO	Yds.	Avg.	TB	OB
2018	2	99	49.5	0	0
CAREER	2	99	49.5	0	0

Kickoffs .....2; at Michigan, 11/3/18

Kickoff Yards .....99; at Michigan, 11/3/18

Kickoff Average .....49.5; at Michigan, 11/3/18



**SHAKA TONEY** 18  
 Defensive End | 6-3 | 241  
 Junior/Sophomore  
 Philadelphia, Pa./Imhotep Charter  
 Major: Telecommunications

» CAREER NOTES AND RECORDS

**Game:** Tied a Penn State game record with four sacks at Indiana (10/20/18)...Equaled the PSU game record set by three others (Terry Killens vs. Indiana, 1995; Jimmy Kennedy at Wisconsin, 2012; Tamba Hali vs. Wisconsin, 2005).

» 2018

**Awards:** Named to the Pro Football Focus Big Ten Team of the Week following the Indiana (10/20) game...Earned a helmet sticker on ESPN College Football Final for his performance at Indiana.

**Season:** Appeared in 11 games...Wore No. 97 in honor of Ryan Buchholz for Ohio State (9/29) game.

**Appalachian State (9/1):** Saw playing time on defense. **at Pittsburgh (9/8):** Made five tackles, all solo...Recorded two tackles for loss and a sack. **Kent State (9/15):** Recorded three tackles, one solo, and a half tackle for loss. **at Illinois (9/21):** Collected two tackles...Made one tackle for loss. **Ohio State (9/29):** Assisted on three tackles. **Michigan State (10/13):** Broke up a pass...Registered a QB hurry. **at Indiana (10/20):** Tied the program single-game record with four sacks, equaling the mark set by three others...Recorded all four sacks in the fourth quarter...Set career highs for tackles (6), tackles for loss (4.0) and sacks...Forced a fumble in the fourth quarter...Named the coaching staff's Defensive Player of the Week. **at Michigan (11/3):** Registered a QB hurry. **at Rutgers (11/17):** Recorded three tackles, including two solo.

» 2018 GAME-BY-GAME

Tackles (Solo-Assisted-Total)

APPALACHIAN STATE 0-0-0; at Pittsburgh 5-0-5; KENT STATE 1-2-3; at Illinois 1-1-2; OHIO STATE 0-3-3; MICHIGAN STATE 0-0-0; at Indiana 6-0-6; IOWA 0-0-0; at Michigan 0-0-0; WISCONSIN 0-0-0; at Rutgers 2-1-3.

» TONEY'S CAREER STATISTICS & GAME HIGHS

	UA-A	TK	FF	FR	I	PBU	SACK	TFL
2017	8-12	20	2	-	-	-	4.0-31	6.5-39
2018	15-7	22	1	-	-	1	5.0-40	7.5-47
CAREER	23-19	42	3	-	-	1	9.0-71	14.0-86

Tackles .....6; at Indiana, 10/20/18

Tackles for Loss .....4.0; at Indiana, 10/20/18

Sacks .....4.0; at Indiana, 10/20/18

Forced Fumble .....1; Three Times: Last at Indiana, 10/20/18

Pass Breakups .....1; Michigan State, 10/13/18



**KYLE VASEY** 96  
 Long Snapper | 6-2 | 226  
 5th/Senior  
 Lackawaxen, Pa./Wallenpaupack  
 Major: Rehabilitation & Human Services

» 2018

**Season:** Appeared in 11 games.

**Appalachian State (9/1):** Helped Blake Gillikin to average 43.0 yards per punt and Jake Pinegar to hit a 32-yard field goal and all six extra points. **at Pittsburgh (9/8):** Appeared on special teams...Aided Blake Gillikin to a 42.6 punt average...Helped Jake Pinegar to hit all seven extra point attempts. **Kent State (9/15):** Aided Jake Pinegar to hit all nine extra point attempts...Helped Blake Gillikin to average 48.5 yards per punt. **at Illinois (9/21):** Helped Jake Pinegar to convert nine extra point attempts...Assisted Blake Gillikin in dropping his 54th career punt inside the 20. **Ohio State (9/29):** Aided Jake Pinegar in making two field goals, including a career-long 39-yard kick, and both of his extra point attempts...Helped Blake Gillikin to hit eight punts for 312 yards, while dropping three punts inside the 20. **Michigan State (10/13):** Helped Jake Pinegar to hit both of his extra point attempts and a 20-yard field goal...Aided Blake Gillikin as he had eight punts for 364 yards, while dropping one punt inside the 20. **at Indiana (10/20):** Helped Jake Pinegar to hit both of his field goal attempts and three extra points...Aided Blake Gillikin to average 40.2 yards per punt on six kicks, including a 53-yard punt and two inside the 10. **Iowa (10/27):** Helped Jake Pinegar to hit three field goal attempts, converting 45-, 49-, and 44-yard attempts...Aided Pinegar to become the first PSU player since Sam Ficken vs. Maryland in 2014 to hit three field goals over 40 yards in a game...Helped Blake Gillikin to average 41.8 yards per punt, including a 54-yard punt. **at Michigan (11/3):** Helped Blake Gillikin to record a career-high 370 punt yards while tying a career best with eight punts...Gillikin hit a career-long 74 yard punt, which is tied with Anthony Fera (2010 vs. Iowa) for the fourth-longest punt in program history...Aided Jake Pinegar to hit his only extra point attempt. **Wisconsin (11/10):** Helped Jake Pinegar to tie a career high with three field goals...Pinegar hit from 49, 42 and 23 yards, matching a career-high with his 49-yard make...Helped Blake Gillikin to average 38.0 yards per punt, landing one at the Wisconsin 6. **at Rutgers (11/17):** Helped Blake Gillikin to average 48.7 yards per punt, including punts of 67 and 70 yards, the 19th and ninth-best punts in program history, respectively...Aided Jake Pinegar to hit both of his field goal attempts and both of his extra point attempts.

NOTE: Has one career tackle on punt coverage vs. Nebraska (2018).



**JASON VRANIC** 51  
 Linebacker | 6-0 | 224  
 Senior/Senior  
 Wheatfield, N.Y./Eric C.C.  
 Major: Kinesiology

» 2018

**Season:** Appeared in one game this season.

**Kent State (9/15):** Earned playing time on defense and special teams...Assisted on one tackle. **Michigan State (10/13):** Named the coaching staff's Scout Team Defensive Player of the Week. **Iowa (10/27):** Named the coaching staff's Scout Team Special Teams Player of the Week. **at Rutgers (11/17):** Earned the coaching staff's Scout Team Special Teams Player of the Week award.

» 2018 GAME-BY-GAME

Tackles (Solo-Assisted-Total)

APPALACHIAN STATE DNP; at Pittsburgh DNP; KENT STATE 0-1-1; at Illinois DNP; OHIO STATE DNP; MICHIGAN STATE DNP; at Indiana DNP; IOWA DNP; at Michigan DNP; WISCONSIN DNP; at Rutgers DNP.

» VRANIC'S CAREER STATISTICS & GAME HIGHS

	UA-A	TK	FF	FR	I	PBU	SACK	TFL
2017	1-0	1	-	-	-	-	-	-
2018	0-1	1	-	-	-	-	-	-
CAREER	1-1	2	-	-	-	-	-	-

Tackles .....1; Twice: Last Kent State, 9/15/18



**LAMONT WADE** 38  
 Cornerback | 5-9 | 195  
 Sophomore/Sophomore  
 Clairton, Pa./Clairton  
 Major: Division of Undergraduate Studies

» 2018

**Season:** Appeared in 11 games.

**Appalachian State (9/1):** Saw playing time on defense and special teams...Assisted on one tackle. **at Pittsburgh (9/8):** Recorded four tackles, making two solo stops. **Kent State (9/15):** Made three tackles... Recorded his first two career tackles for loss, including a solo sack. **Michigan State (10/13):** Made four stops, including three solo. **at Indiana (10/20):** Recorded a tackle on a punt. **Iowa (10/27):** Made one stop on a punt return. **at Michigan (11/3):** Collected a solo tackle. **at Rutgers (11/17):** Made two stops, including one solo.

» 2018 GAME-BY-GAME

*Tackles (Solo-Assisted-Total)*

APPALACHIAN STATE 0-1-1; at Pittsburgh 2-2-4; KENT STATE 3-0-3; at Illinois 0-0-0; OHIO STATE 0-0-0; MICHIGAN STATE 3-1-4; at Indiana 1-0-1; IOWA 1-0-1; at Michigan 1-0-1; WISCONSIN 0-0-0; at Rutgers 1-1-2.

» WADE'S CAREER STATISTICS & GAME HIGHS

	UA-A	TK	FF	FR	I	PBU	SACK	TFL
2017	14-17	31	1	-	-	3	-	-
2018	1254	17	-	-	-	-	1.0-7	2.0-9
<b>CAREER</b>	<b>26-22</b>	<b>48</b>	<b>1</b>	<b>-</b>	<b>-</b>	<b>3</b>	<b>1.0-7</b>	<b>2.0-9</b>

**Tackles** ..... 5; Twice: Last Nebraska, 11/18/17  
**Tackles for Loss** ..... 2.0; Kent State, 9/15/18  
**Sacks** ..... 1.0; Kent State, 9/15/18  
**Forced Fumbles** ..... 1; Rutgers, 11/11/17  
**Pass Breakups** ..... 1; Three Times: Last Nebraska, 11/18/17



**RASHEED WALKER** 53  
 Offensive Line | 6-6 | 308  
 Freshman/Freshman  
 Waldorf, Md./North Point  
 Major: Division of Undergraduate Studies

» 2018

**Season:** Appeared in one game...One of 15 true freshmen to make their debut this year...One of 34 players to make their Penn State debut this season.

**Kent State (9/15):** Saw playing time on offense. **at Rutgers (11/17):** Earned playing time on offense.



**ROBERT WINDSOR** 54  
 Defensive Tackle | 6-4 | 304  
 Senior/Junior  
 Fond Du Lac, Wis./Fond Du Lac  
 Major: Telecommunications

» 2018

**Awards:** Named Big Ten Defensive Player of the Week following the Wisconsin (11/10) game...Selected Outback Bowl Player of the Week after the Wisconsin game...Named to the Pro Football Focus Big Ten Team of the Week after the Wisconsin game...Selected for the Pro Football Focus Big Ten Team of the Week following the Rutgers (11/17) game.

**Season:** Made 11 starts.

**Appalachian State (9/1):** Assisted on two tackles. **at Pittsburgh (9/8):** Made two tackles, including one solo. **Kent State (9/15):** Started at defensive tackle. **at Illinois (9/21):** Made a career-best six tackles, including three solo stops...Set a career mark with 2.5 tackles for loss to go along with 1.5 sacks...Had a forced fumble. **Ohio State (9/29):** Recorded five tackles, including two solo...Assisted on a sack and registered a full tackle for loss...Added a QB hurry. **Michigan State (10/13):** Collected two tackles...Assisted on a sack. **at Indiana (10/20):** Posted two tackles, including a solo tackle for loss...Added a QB hurry. **Iowa (10/27):** Registered two tackles, including a solo sack...Contributed a QB hurry. **at Michigan (11/3):** Made three stops, including one solo. **Wisconsin (11/10):** Tied a career high with six tackles, five solo...Set a career high with two sacks...Named the coaching staff's Defensive Player of the Week. **at Rutgers (11/17):** Matched a career best with six tackles, including four solo...Had two tackles for loss, including a sack...Forced a fumble in the third quarter...Named the coaching staff's Defensive Player of the Week.

» 2018 GAME-BY-GAME

*Tackles (Solo-Assisted-Total)*

APPALACHIAN STATE 0-2-2; at Pittsburgh 1-1-2; KENT STATE 0-0-0; at Illinois 3-3-6; OHIO STATE 2-3-5; MICHIGAN STATE 0-2-2; at Indiana 2-0-2; IOWA 1-1-2; at Michigan 1-2-3; WISCONSIN 5-1-6; at Rutgers 4-2-6.

» WINDSOR'S CAREER STATISTICS & GAME HIGHS

	UA-A	TK	FF	FR	I	PBU	SACK	TFL
2016	9-14	23	-	-	-	-	1.0-6	1.5-6
2017	6-13	19	1	3	-	-	2.0-14	2.5-15
2018	19-17	36	2	-	-	-	6.5-42	10.0-50
<b>CAREER</b>	<b>34-44</b>	<b>78</b>	<b>3</b>	<b>3</b>	<b>-</b>	<b>-</b>	<b>9.5-62</b>	<b>14.0-71</b>

**Tackles** ..... 6; Three Times: Last at Rutgers, 11/17/18  
**Sacks** ..... 2.0; Wisconsin, 11/10/18  
**Tackles for Loss** ..... 2.5; Illinois, 9/21/18  
**Forced Fumbles** ..... 1; Three Times: Last at Rutgers, 11/17/18  
**Fumble Recoveries** ..... 1; Three Times: Last at Maryland, 11/25/17



**CHASZ WRIGHT** 77  
 Offensive Line | 6-7 | 348  
 Graduate/Senior  
 Woodbridge, Va./Milford Academy  
 Major: Communication Arts and Sciences (2nd degree)

» 2018

**Season:** Appeared in 11 games, including two starts at right tackle... One of 10 Penn Staters to enter 2018 having already earned a degree... Graduated with his degree in telecommunications in May 2018.

**Appalachian State (9/1):** Helped the Nittany Lion offense to 434 yards, including 204 on the ground...Cleared the way for five rushing touchdowns, including two by Trace McSorley and two by Miles Sanders... Helped McSorley to collect his 17th game with a passing and a rushing touchdown...Sanders had 91 yards, while Ricky Slade scored his first career touchdown, a 27-yard run. **at Pittsburgh (9/8):** Saw playing time on offense and special teams. **Kent State (9/15):** Earned playing time on offense and special teams. **at Illinois (9/21):** Saw game action on offense and special teams. **Ohio State (9/29):** Saw playing time on special teams. **Michigan State (10/13):** Earned playing time on special teams. **at Indiana (10/20):** Helped the Nittany Lions to post 417 total yards, including 243 through the air...Led the way as Trace McSorley recorded his second career 100-yard rushing game with two rushing touchdowns... Paved the way for Miles Sanders' 126 all-purpose yards, including 72 yards and a touchdown on the ground...Helped McSorley to post his 26th career 200-yard passing game. **Iowa (10/27):** Led the way as Penn State gained 312 total yards, including 118 rushing...Helped Trace McSorley to post his 20th career game with a passing and a rushing touchdown, including a 51-yard touchdown run in the third quarter, only the second run of 20 or more yards allowed by Iowa this season. **at Michigan (11/3):** Helped Tommy Stevens to rush for an 8-yard touchdown...Blocked for Trace McSorley as he reached the 9,000 career passing yards mark. **Wisconsin (11/10):** Earned playing time on offense and special teams. **at Rutgers (11/17):** Saw playing time on special teams.

## SCORING SUMMARY

Plays	Yds.	Time	Result	Qtr.	Scoring Play	Plays	Yds.	Time	Result	Qtr.	Scoring Play
<b>APPALACHIAN STATE (7)</b>						<b>INDIANA (6)</b>					
7	75	2:58	TD	1	McSorley 12-yard run (Pinegar kick)	5	36	2:00	TD	1	Sanders 1-yard run (Pinegar kick)
12	77	4:32	FG	2	Pinegar 32-yard field goal	6	83	2:20	TD	2	Freiermuth 23-yard pass from Stevens (Pinegar kick)
8	65	3:22	TD	3	McSorley 10-yard run (Pinegar kick)	7	65	2:33	FG	2	Pinegar 27-yard field goal
8	72	3:40	TD	3	Slade 27-yard run (Pinegar kick)	13	63	5:04	FG	3	Pinegar 32-yard field goal
6	75	2:22	TD	4	Sanders 2-yard run (Pinegar kick)	1	5	0:20	TD	3	McSorley 5-yard run (Pinegar kick blocked)
7	48	0:57	TD	4	Hamler 15-yard pass from McSorley (Pinegar kick)	5	32	1:27	TD	4	McSorley 4-yard run (Pinegar kick)
4	25	-	TD	OT	Sanders 4-yard run (Pinegar kick)						
<b>PITTSBURGH (8)</b>						<b>IOWA (6)</b>					
3	63	1:09	TD	1	Hamler 32-yard run (Pinegar kick)	10	85	4:51	TD	1	Freiermuth 18-yard pass from McSorley (Pinegar kick)
3	35	0:33	TD	2	Hamler 14-yard pass from McSorley (Pinegar kick)	1	3	0:04	TD	2	Stevens 3-yard run (Pinegar kick)
8	40	2:39	TD	3	McSorley 4-yard run (Pinegar kick)	4	31	0:34	FG	2	Pinegar 45-yard field goal
-	-	-	Safety	-	TEAM (holding in end zone)	4	77	1:14	TD	3	McSorley 51-yard run (Pinegar kick)
-	39	-	TD	3	Thompkins 39-yard punt return (Pinegar kick)	6	24	1:45	FG	3	Pinegar 49-yard field goal
5	64	2:29	TD	4	Hippenhammer 11-yard pass from McSorley (Pinegar kick)	4	5	1:25	FG	4	Pinegar 44-yard field goal
12	61	4:00	TD	4	Allen 4-yard run (Pinegar kick)						
1	34	0:11	TD	4	Polk 34-yard pass from Clifford (Pinegar kick)	<b>MICHIGAN (1)</b>					
						11	75	5:45	TD	4	Stevens 8-yard run (Pinegar kick)
<b>KENT STATE (9)</b>						<b>WISCONSIN (5)</b>					
5	75	2:09	TD	1	Thompkins 40-yard pass from McSorley (Pinegar kick)	8	75	3:23	TD	1	Thompkins 14-yard pass from McSorley (Pinegar kick)
9	75	3:02	TD	1	McSorley 1-yard run (Pinegar kick)	9	21	3:41	FG	1	Pinegar 49-yard field goal
7	31	3:00	TD	1	McSorley 2-yard run (Pinegar kick)	7	60	2:40	TD	2	Sanders 1-yard run (Pinegar kick failed)
4	43	0:21	TD	2	McSorley 13-yard run (Pinegar kick)	12	50	5:33	FG	3	Pinegar 42-yard field goal
8	57	3:03	TD	3	Allen 7-yard run (Pinegar kick)	13	49	6:40	FG	4	Pinegar 23-yard field goal
2	41	0:35	TD	3	Slade 2-yard run (Pinegar kick)						
8	70	3:50	TD	3	Polk 41-yard pass from McSorley (Pinegar kick)	<b>RUTGERS (4)</b>					
3	98	1:12	TD	4	George 95-yard pass from Clifford (Pinegar kick)	13	71	5:06	FG	1	Pinegar 22-yard field goal
3	80	1:11	TD	4	Thomas 15-yard run (Pinegar kick)	4	28	0:53	TD	2	Freiermuth 6-yard pass from McSorley (Pinegar kick)
<b>ILLINOIS (9)</b>						8	79	1:05	FG	2	Pinegar 19-yard field goal
9	70	3:32	TD	1	Sanders 14-yard run (Pinegar kick)	8	46	3:10	TD	4	Freiermuth 18-yard pass from McSorley (Pinegar kick)
11	75	4:24	TD	2	Sanders 2-yard run (Pinegar kick)						
8	66	3:14	TD	2	Freiermuth 5-yard pass from McSorley (Pinegar kick)						
5	80	2:00	TD	3	Sanders 48-yard run (Pinegar kick)						
11	60	6:11	TD	4	Ju. Johnson 16-yard pass from McSorley (Pinegar kick)						
1	21	0:09	TD	4	Hamler 21-yard pass from McSorley (Pinegar kick)						
2	66	0:36	TD	4	Slade 61-yard run (Pinegar kick)						
6	54	2:48	TD	4	Slade 1-yard run (Pinegar kick)						
2	10	0:50	TD	4	J. Brown 6-yard run (Pinegar kick)						
<b>OHIO STATE (5)</b>											
8	63	3:37	FG	1	Pinegar 34-yard field goal						
4	7	1:30	FG	2	Pinegar 39-yard field goal						
3	93	1:03	TD	2	Hamler 93-yard pass from McSorley (Pinegar kick)						
6	73	2:22	TD	4	Freiermuth 2-yard pass from McSorley (Pinegar kick)						
7	52	2:18	TD	4	Sanders 1-yard run (Hippenhammer rush failed)						
<b>MICHIGAN STATE (3)</b>											
4	94	1:32	TD	1	Hamler 5-yard pass from McSorley (Pinegar kick)						
5	64	2:18	TD	2	Sanders 48-yard run (Pinegar kick)						
11	55	5:15	FG	4	Pinegar 20-yard field goal						

## PENN STATE GAME-BY-GAME

	App	at Pitt	KSU	at ILL	OSU	MSU	at IND	IOWA	at MICH	WIS	at RU	UMD
<b>First Downs</b>	<b>24</b>	<b>23</b>	<b>26</b>	<b>31</b>	<b>22</b>	<b>14</b>	<b>20</b>	<b>16</b>	<b>11</b>	<b>23</b>	<b>19</b>	
Rushing	10	10	14	20	9	5	8	6	5	13	9	
Passing	11	8	9	7	9	9	12	10	5	8	8	
Penalty	3	5	3	4	4	0	0	0	1	2	2	
<b>Net Yards Rushing</b>	<b>205</b>	<b>211</b>	<b>297</b>	<b>387</b>	<b>206</b>	<b>205</b>	<b>174</b>	<b>118</b>	<b>68</b>	<b>183</b>	<b>139</b>	
Rushing Attempts	44	33	45	51	44	32	36	35	30	47	39	
Average Per Rush	4.7	6.4	6.6	7.6	4.7	6.4	4.8	3.4	2.3	3.9	3.6	
Rushing Touchdowns	5	3	6	6	1	1	3	2	1	1	0	
Yards Gained	220	244	307	402	248	215	207	164	107	229	152	
Yards Lost	15	33	10	15	42	10	33	46	39	46	13	
<b>Net Yards Passing</b>	<b>229</b>	<b>179</b>	<b>346</b>	<b>204</b>	<b>286</b>	<b>192</b>	<b>243</b>	<b>194</b>	<b>118</b>	<b>160</b>	<b>183</b>	
Completions	20	15	14	13	16	19	20	13	8	19	17	
Attempts	35	31	25	20	32	32	37	29	17	25	37	
Interceptions	0	0	1	1	0	0	1	1	2	0	1	
Yards Per Attempt	6.5	5.8	13.8	10.2	8.9	6.0	6.6	6.7	6.9	6.4	4.9	
Yards Per Completion	11.5	11.9	24.7	15.7	17.9	10.1	12.1	14.9	14.8	8.4	10.8	
Passing Touchdowns	1	3	3	3	2	1	1	1	0	1	2	
<b>Total Offensive Yards</b>	<b>434</b>	<b>390</b>	<b>643</b>	<b>591</b>	<b>492</b>	<b>397</b>	<b>417</b>	<b>312</b>	<b>186</b>	<b>343</b>	<b>322</b>	
Plays	79	64	70	71	76	64	73	64	47	72	76	
Yards Per Play	5.5	6.1	9.2	8.3	6.5	6.2	5.7	4.9	4.0	4.8	4.2	
<b>Fumbles-Lost</b>	<b>--</b>	<b>3-2</b>	<b>2-0</b>	<b>2-1</b>	<b>2-1</b>	<b>1-1</b>	<b>4-1</b>	<b>1-1</b>	<b>1-1</b>	<b>3-2</b>	<b>2-1</b>	
<b>Penalties-Yards</b>	<b>2-10</b>	<b>4-45</b>	<b>9-85</b>	<b>8-72</b>	<b>7-64</b>	<b>6-41</b>	<b>3-40</b>	<b>6-47</b>	<b>4-35</b>	<b>3-22</b>	<b>3-43</b>	
<b>Punts-Yards</b>	<b>5-215</b>	<b>5-213</b>	<b>2-97</b>	<b>1-42</b>	<b>8-312</b>	<b>8-364</b>	<b>6-241</b>	<b>6-209</b>	<b>8-370</b>	<b>3-114</b>	<b>6-292</b>	
Yards Per Punt	43.0	42.6	48.5	42.0	39.0	45.5	40.2	34.8	46.2	38.0	48.7	
Net Yards Per Punt	40.8	43.6	28.5	42.0	39.2	39.8	35.2	29.5	34.5	36.3	38.7	
Inside 20	1	4	0	1	3	1	2	0	1	1	3	
50+ Yard Kicks	1	2	1	0	1	1	1	1	1	0	3	
Touchbacks	0	0	2	0	0	1	1	0	2	0	3	
Fair Catch	3	1	0	0	3	1	0	0	1	1	2	
<b>Kickoffs-Yards</b>	<b>6-361</b>	<b>8-408</b>	<b>10-618</b>	<b>10-606</b>	<b>6-390</b>	<b>4-259</b>	<b>7-405</b>	<b>9-552</b>	<b>2-99</b>	<b>6-334</b>	<b>4-227</b>	
Yards Per Kickoff	60.2	51.0	61.8	60.6	65.0	64.8	57.9	61.3	49.5	55.7	56.8	
Net Yards Per Kickoff	30.2	40.5	42.2	45.4	40.0	42.2	40.9	36.0	36.0	40.0	42.8	
Touchbacks	2	2	6	5	6	3	4	5	0	1	1	
<b>Punt Returns</b>	<b>1</b>	<b>2</b>	<b>5</b>	<b>3</b>	<b>5</b>	<b>4</b>	<b>3</b>	<b>4</b>	<b>1</b>	<b>1</b>	<b>2</b>	
Yards	29	38	93	47	7	17	13	10	1	4	10	
Touchdowns	0	1	0	0	0	0	0	0	0	0	0	
Yards Per Return	29.0	19.0	18.6	15.7	1.4	4.2	4.3	2.5	1.0	4.0	5.0	
<b>Kickoff Returns</b>	<b>1</b>	<b>3</b>	<b>1</b>	<b>2</b>	<b>3</b>	<b>3</b>	<b>5</b>	<b>2</b>	<b>2</b>	<b>1</b>	<b>1</b>	
Yards	52	73	52	32	47	57	170	82	30	10	10	
Touchdowns	0	0	0	0	0	0	0	0	0	0	0	
Yards Per Return	52.0	24.3	52.0	16.0	15.7	19.0	34.0	41.0	15.0	10.0	10.0	
<b>Interceptions</b>	<b>1</b>	<b>1</b>	<b>0</b>	<b>2</b>	<b>1</b>	<b>1</b>	<b>1</b>	<b>2</b>	<b>0</b>	<b>2</b>	<b>2</b>	
Yards	0	0	0	28	45	37	1	51	0	6	2	
Touchdowns	0	0	0	0	0	0	0	0	0	0	0	
<b>Fumble Recoveries</b>	<b>0</b>	<b>2</b>	<b>0</b>	<b>0</b>	<b>0</b>	<b>0</b>	<b>2</b>	<b>0</b>	<b>0</b>	<b>2</b>	<b>2</b>	
Returns-Yards	0-0	1-0	0-0	0-0	0-0	0-0	0-0	0-0	0-0	1-7	2-2	
Touchdowns	0	0	0	0	0	0	0	0	0	0	0	
<b>Miscellaneous Yards</b>	<b>0</b>	<b>0</b>	<b>0</b>	<b>0</b>	<b>0</b>	<b>0</b>	<b>0</b>	<b>0</b>	<b>9</b>	<b>0</b>	<b>0</b>	
<b>Possession Times</b>	<b>27:32</b>	<b>25:38</b>	<b>28:22</b>	<b>29:55</b>	<b>31:39</b>	<b>25:48</b>	<b>26:02</b>	<b>24:42</b>	<b>22:04</b>	<b>33:59</b>	<b>27:42</b>	
1st Quarter	6:37	3:49	8:11	9:06	10:49	5:14	6:30	7:38	6:03	9:33	7:01	
2nd Quarter	8:31	7:05	7:36	8:15	7:29	6:34	6:26	5:01	4:26	8:37	6:21	
3rd Quarter	7:02	7:55	7:28	8:04	5:47	6:49	6:02	5:41	3:54	7:35	5:05	
4th Quarter	5:22	6:49	5:07	4:30	7:34	7:11	7:04	6:22	7:41	8:14	9:15	
<b>3rd-Down Conversions</b>	<b>6-15</b>	<b>4-11</b>	<b>5-12</b>	<b>9-11</b>	<b>3-17</b>	<b>3-14</b>	<b>5-15</b>	<b>4-14</b>	<b>2-11</b>	<b>6-15</b>	<b>11-19</b>	
<b>4th-Down Conversions</b>	<b>1-2</b>	<b>0-0</b>	<b>2-3</b>	<b>0-0</b>	<b>1-3</b>	<b>0-1</b>	<b>0-1</b>	<b>1-2</b>	<b>1-1</b>	<b>2-2</b>	<b>0-0</b>	
<b>Red Zone Scoring</b>	<b>6-6</b>	<b>4-4</b>	<b>6-6</b>	<b>6-6</b>	<b>3-3</b>	<b>2-3</b>	<b>5-5</b>	<b>2-3</b>	<b>1-1</b>	<b>3-3</b>	<b>4-6</b>	
Touchdowns	5	4	6	6	2	2	3	2	1	2	2	
Field Goals	1	0	0	0	1	1	2	0	0	1	2	
<b>Sacks By-Yards</b>	<b>2-14</b>	<b>4-31</b>	<b>7-46</b>	<b>2-14</b>	<b>1-2</b>	<b>3-14</b>	<b>6-44</b>	<b>3-18</b>	<b>1-5</b>	<b>5-45</b>	<b>4-30</b>	
<b>PAT Kicks</b>	<b>6-6</b>	<b>7-7</b>	<b>9-9</b>	<b>9-9</b>	<b>2-2</b>	<b>2-2</b>	<b>3-4</b>	<b>3-3</b>	<b>1-1</b>	<b>1-2</b>	<b>2-2</b>	
<b>Field Goals</b>	<b>1-1</b>	<b>0-1</b>	<b>0-0</b>	<b>0-1</b>	<b>2-3</b>	<b>1-2</b>	<b>2-2</b>	<b>3-3</b>	<b>0-0</b>	<b>3-5</b>	<b>2-2</b>	
<b>Total Points</b>	<b>45</b>	<b>51</b>	<b>63</b>	<b>63</b>	<b>26</b>	<b>17</b>	<b>10</b>	<b>30</b>	<b>7</b>	<b>22</b>	<b>20</b>	
Touchdowns Rushing	5	3	6	6	1	1	3	2	1	1	0	
Touchdowns Passing	1	3	3	3	2	1	1	1	0	1	2	
Touchdown Returns	0	1	0	0	0	0	0	0	0	0	0	
Other Touchdowns	0	0	0	0	0	0	0	0	0	0	0	
Safeties	0	1	0	0	0	0	0	0	0	0	0	
Kick PAT-Attempts	6-6	7-7	9-9	9-9	2-2	2-2	3-4	3-3	1-1	1-2	2-2	
2pt PAT-Attempts	0-0	0-0	0-0	0-0	0-1	0-0	0-0	0-0	0-0	0-0	0-0	
Field Goals-Attempts	1-1	0-1	0-0	0-1	2-3	1-2	2-2	3-3	0-0	3-5	2-2	
<b>Points Off Turnovers</b>	<b>0</b>	<b>14</b>	<b>0</b>	<b>14</b>	<b>3</b>	<b>0</b>	<b>10</b>	<b>7</b>	<b>0</b>	<b>3</b>	<b>14</b>	

OPPONENT GAME-BY-GAME

	App	at Pitt	KSU	at ILL	OSU	MSU	at IND	IOWA	at MICH	WIS	at RU	UMD
<b>First Downs</b>	<b>22</b>	<b>15</b>	<b>18</b>	<b>26</b>	<b>21</b>	<b>25</b>	<b>32</b>	<b>23</b>	<b>20</b>	<b>12</b>	<b>17</b>	
Rushing	8	13	7	12	8	5	13	8	14	7	13	
Passing	13	1	8	11	11	17	17	13	6	4	1	
Penalty	1	1	3	3	2	3	2	2	0	1	3	
<b>Net Yards Rushing</b>	<b>159</b>	<b>245</b>	<b>41</b>	<b>245</b>	<b>119</b>	<b>123</b>	<b>224</b>	<b>135</b>	<b>259</b>	<b>209</b>	<b>188</b>	
Rushing Attempts	37	52	37	45	37	36	45	38	52	37	55	
Average Per Rush	4.3	4.7	1.1	5.4	3.2	3.4	5.0	3.6	5.0	5.6	3.4	
Rushing Touchdowns	2	1	0	1	1	1	3	0	3	1	1	
Yards Gained	177	300	106	279	142	146	271	166	269	257	231	
Yards Lost	18	55	65	34	23	23	47	31	10	48	43	
<b>Net Yards Passing</b>	<b>292</b>	<b>55</b>	<b>180</b>	<b>166</b>	<b>270</b>	<b>295</b>	<b>330</b>	<b>215</b>	<b>144</b>	<b>60</b>	<b>46</b>	
Completions	26	9	21	18	22	25	35	19	11	9	5	
Attempts	39	18	40	31	39	53	55	50	17	20	16	
Interceptions	1	1	0	2	1	1	1	2	0	2	2	
Yards Per Attempt	7.5	3.1	4.5	5.4	6.9	5.6	6.0	4.3	8.5	3.0	2.9	
Yards Per Completion	11.2	6.1	8.6	9.2	12.3	11.8	9.4	11.3	13.1	6.7	9.2	
Passing Touchdowns	2	0	1	2	3	2	1	1	2	0	0	
<b>Total Offensive Yards</b>	<b>451</b>	<b>300</b>	<b>221</b>	<b>411</b>	<b>389</b>	<b>418</b>	<b>554</b>	<b>350</b>	<b>403</b>	<b>269</b>	<b>234</b>	
Plays	76	70	77	76	76	89	100	88	69	57	71	
Yards Per Play	5.9	4.3	2.9	5.4	6.5	4.7	5.5	4.0	5.8	4.7	3.3	
<b>Fumbles-Lost</b>	<b>1-0</b>	<b>4-2</b>	<b>1-0</b>	<b>2-0</b>	<b>0-0</b>	<b>4-0</b>	<b>3-2</b>	<b>3-0</b>	<b>0-0</b>	<b>2-2</b>	<b>2-1</b>	
<b>Penalties-Yards</b>	<b>9-100</b>	<b>14-116</b>	<b>10-83</b>	<b>7-81</b>	<b>10-105</b>	<b>3-20</b>	<b>7-55</b>	<b>6-25</b>	<b>9-80</b>	<b>6-50</b>	<b>5-62</b>	
<b>Punts-Yards</b>	<b>6-261</b>	<b>6-202</b>	<b>11-405</b>	<b>4-179</b>	<b>9-431</b>	<b>10-404</b>	<b>6-248</b>	<b>7-259</b>	<b>3-130</b>	<b>5-194</b>	<b>5-232</b>	
Yards Per Punt	43.5	33.7	36.8	44.8	47.9	40.4	41.3	37.0	43.3	38.8	46.4	
Net Yards Per Punt	38.7	27.3	26.5	33.0	47.1	36.7	39.2	35.6	36.3	38.0	40.4	
Inside 20	2	0	2	1	3	3	2	3	1	1	0	
50+ Yard Kicks	1	0	1	1	3	0	0	0	1	0	1	
Touchbacks	0	0	1	0	0	1	0	0	1	0	1	
Fair Catch	3	1	1	0	3	3	1	0	0	2	1	
<b>Kickoffs-Yards</b>	<b>6-390</b>	<b>3-180</b>	<b>2-130</b>	<b>4-260</b>	<b>5-315</b>	<b>4-241</b>	<b>5-228</b>	<b>5-323</b>	<b>7-425</b>	<b>3-178</b>	<b>2-101</b>	
Yards Per Kickoff	65.0	60.0	65.0	65.0	63.0	60.2	45.6	64.6	60.7	59.3	50.5	
Net Yards Per Kickoff	35.5	35.7	26.5	44.5	43.6	39.8	11.6	33.2	42.1	39.3	45.5	
Touchbacks	5	0	1	2	2	1	0	3	4	2	0	
<b>Punt Returns</b>	<b>1</b>	<b>3</b>	<b>0</b>	<b>0</b>	<b>1</b>	<b>5</b>	<b>3</b>	<b>3</b>	<b>2</b>	<b>1</b>	<b>0</b>	
Yards	11	-5	0	0	-2	26	10	32	54	5	0	
Touchdowns	0	0	0	0	0	0	0	0	0	0	0	
Yards Per Return	11.0	-1.7	0.0	0.0	-2.0	5.2	3.3	10.7	27.0	5.0	0.0	
<b>Kickoff Returns</b>	<b>3</b>	<b>3</b>	<b>3</b>	<b>2</b>	<b>0</b>	<b>1</b>	<b>1</b>	<b>3</b>	<b>1</b>	<b>3</b>	<b>2</b>	
Yards	130	34	46	27	0	15	19	103	27	69	31	
Touchdowns	1	0	0	0	0	0	0	0	0	0	0	
Yards Per Return	43.3	11.3	15.3	13.5	0.0	15.0	19.0	34.3	27.0	23.0	15.5	
<b>Interceptions</b>	<b>0</b>	<b>0</b>	<b>1</b>	<b>1</b>	<b>0</b>	<b>0</b>	<b>1</b>	<b>1</b>	<b>2</b>	<b>0</b>	<b>1</b>	
Yards	0	0	26	0	0	0	1	24	77	0	0	
Touchdowns	0	0	0	0	0	0	0	1	1	0	0	
<b>Fumble Recoveries</b>	<b>0</b>	<b>2</b>	<b>0</b>	<b>1</b>	<b>1</b>	<b>1</b>	<b>1</b>	<b>1</b>	<b>1</b>	<b>2</b>	<b>1</b>	
Returns-Yards	0-0	2-20	0-0	1-11	0-0	0-0	0-0	0-0	0-0	0-0	0-0	
Touchdowns	0	0	0	0	0	0	0	0	0	0	0	
<b>Miscellaneous Yards</b>	<b>0</b>	<b>0</b>	<b>0</b>	<b>0</b>	<b>0</b>	<b>0</b>	<b>0</b>	<b>0</b>	<b>0</b>	<b>6</b>	<b>0</b>	
<b>Possession Times</b>	<b>32:28</b>	<b>34:22</b>	<b>31:38</b>	<b>30:05</b>	<b>28:21</b>	<b>34:12</b>	<b>33:58</b>	<b>35:18</b>	<b>37:56</b>	<b>26:01</b>	<b>32:18</b>	
1st Quarter	8:23	11:11	6:49	5:54	4:11	9:46	8:30	7:22	8:57	5:27	7:59	
2nd Quarter	6:29	7:55	7:24	6:45	7:31	8:26	8:34	9:59	10:34	6:23	8:39	
3rd Quarter	7:58	7:05	7:32	6:56	9:13	8:11	8:58	9:19	11:06	7:25	9:55	
4th Quarter	9:38	8:11	9:53	10:30	7:26	7:49	7:56	8:38	7:19	6:46	5:45	
<b>3rd-Down Conversions</b>	<b>6-16</b>	<b>4-14</b>	<b>7-20</b>	<b>4-12</b>	<b>4-17</b>	<b>5-19</b>	<b>9-21</b>	<b>7-20</b>	<b>8-14</b>	<b>4-15</b>	<b>5-14</b>	
<b>4th-Down Conversions</b>	<b>2-2</b>	<b>0-3</b>	<b>0-0</b>	<b>0-1</b>	<b>1-2</b>	<b>1-2</b>	<b>3-5</b>	<b>2-3</b>	<b>1-2</b>	<b>0-2</b>	<b>1-4</b>	
<b>Red Zone Scoring</b>	<b>3-4</b>	<b>1-3</b>	<b>1-1</b>	<b>3-3</b>	<b>1-2</b>	<b>2-2</b>	<b>3-4</b>	<b>2-3</b>	<b>4-4</b>	<b>1-2</b>	<b>1-2</b>	
Touchdowns	3	1	0	3	1	2	3	1	4	0	1	
Field Goals	0	0	1	0	0	0	0	1	0	1	0	
<b>Sacks By-Yards</b>	<b>1-8</b>	<b>1-8</b>	<b>1-6</b>	<b>2-12</b>	<b>4-18</b>	<b>1-7</b>	<b>3-16</b>	<b>3-15</b>	<b>5-36</b>	<b>3-27</b>	<b>0-0</b>	
<b>PAT Kicks</b>	<b>5-5</b>	<b>0-0</b>	<b>1-1</b>	<b>3-3</b>	<b>3-3</b>	<b>3-3</b>	<b>4-4</b>	<b>2-2</b>	<b>6-6</b>	<b>1-1</b>	<b>1-1</b>	
<b>Field Goals</b>	<b>1-2</b>	<b>0-1</b>	<b>1-1</b>	<b>1-3</b>	<b>0-1</b>	<b>0-0</b>	<b>0-0</b>	<b>2-2</b>	<b>0-1</b>	<b>1-1</b>	<b>0-0</b>	
<b>Total Points</b>	<b>38</b>	<b>6</b>	<b>10</b>	<b>24</b>	<b>27</b>	<b>21</b>	<b>28</b>	<b>24</b>	<b>42</b>	<b>10</b>	<b>7</b>	
Touchdowns Rushing	2	1	0	1	1	1	3	0	3	1	1	
Touchdowns Passing	2	0	1	2	3	2	1	1	2	0	0	
Touchdown Returns	1	0	0	0	0	0	0	1	1	0	0	
Other Touchdowns	0	0	0	0	0	0	0	0	0	0	0	
Safeties	0	0	0	0	0	0	0	2	0	0	0	
Kick PAT-Attempts	5-5	0-0	1-1	3-3	3-3	3-3	4-4	2-2	6-6	1-1	1-1	
2pt PAT-Attempts	0-0	0-1	0-0	0-0	0-1	0-0	0-0	0-0	0-0	0-0	0-0	
Field Goals-Attempts	1-2	0-1	1-1	1-3	0-1	0-0	0-0	2-2	0-1	1-1	0-0	
<b>Points Off Turnovers</b>	<b>0</b>	<b>0</b>	<b>3</b>	<b>3</b>	<b>7</b>	<b>0</b>	<b>0</b>	<b>7</b>	<b>21</b>	<b>0</b>	<b>0</b>	

INDIVIDUAL GAME-BY-GAME

RUSHING

(ATT-YDS-TD)	App	at Pitt	KSU	at ILL	OSU	MSU	at IND	IOWA	at MICH	WIS	at RU	UMD
Allen, Mark	6-25-0	7-12-1	11-62-1	INJ	INJ	INJ	INJ	INJ	INJ	INJ	INJ	INJ
Brown, Journey	DNP	DNP	-	2-10-1	DNP	DNP	1-5-0	-	1-8-0	-	-	-
Clifford, Sean	-	-	2-10-0	2-(-9)-0	DNP	DNP	DNP	DNP	DNP	DNP	DNP	DNP
Gillikin, Blake	-	-	-	-	-	-	1-(-10)-0	-	-	-	-	-
Hamler, KJ	-	1-32-1	1-0-0	-	-	-	-	-	-	1-1-0	-	-
McSorley, Trace	12-53-2	5-36-1	9-54-3	15-92-0	25-175-0	13-37-0	19-107-2	12-63-1	12-(-6)-0	11-9-0	7-39-0	-
Sanders, Miles	19-95-2	16-118-0	14-86-0	22-200-3	16-43-1	17-162-1	15-72-1	17-62-0	7-14-0	23-159-1	27-88-0	-
Shorter, Justin	DNP	DNP	-	DNP	DNP	DNP	DNP	DNP	DNP	-	1-9-0	-
Slade, Ricky	6-39-1	4-13-0	5-1-1	10-94-2	DNP	1-8-0	DNP	DNP	DNP	2-1-0	2-10-0	-
Stevens, Tommy	DNP	DNP	DNP	DNP	3-(-12)-0	DNP	-	5-18-1	10-52-1	7-25-0	-	-
Thomas, Johnathan	-	-	3-84-1	-	-	-	-	-	-	1-1-0	-	-
TEAM	1-(-3)-0	-	-	-	-	1-(-2)-0	-	-	-	2-(-13)-0	2-(-7)-0	-

RECEIVING

(REC-YDS-TD)	App	at Pitt	KSU	at ILL	OSU	MSU	at IND	IOWA	at MICH	WIS	at RU	UMD
Allen, Mark	3-18-0	1-7-0	-	INJ	INJ	INJ	INJ	INJ	INJ	INJ	INJ	INJ
Bowers, Nick	DNP	DNP	DNP	-	-	3-18-0	-	-	-	-	-	-
Brown, Journey	DNP	DNP	-	-	DNP	DNP	-	-	1-9-0	-	-	-
Dalton, Danny	1-2-0	2-17-0	DNP	DNP	DNP	DNP	DNP	DNP	DNP	DNP	-	-
Dotson, Jahan	DNP	DNP	-	DNP	DNP	DNP	1-10-0	2-21-0	2-29-0	2-39-0	4-58-0	-
Freiermuth, Pat	-	1-5-0	2-35-0	1-5-1	2-44-1	3-32-0	2-32-1	1-18-1	3-51-0	3-34-0	3-47-2	-
George, Daniel	DNP	DNP	1-95-1	DNP	DNP	DNP	-	DNP	DNP	DNP	DNP	-
Hamler, KJ	3-67-1	3-40-1	1-22-0	2-41-1	4-138-1	5-66-1	4-27-0	5-96-0	1-20-0	5-35-0	5-71-0	-
Hippenhammer, Mac	-	1-11-1	-	1-44-0	1-21-0	3-27-0	-	-	-	-	-	-
Holland, Jonathan	2-36-0	2-25-0	-	3-53-0	DNP	DNP	-	-	-	-	-	-
Johnson, Juwan	6-67-0	2-23-0	-	4-51-1	5-61-0	2-19-0	2-72-0	-	DNP	DNP	DNP	-
Kuntz, Zack	DNP	DNP	1-8-0	DNP	DNP	DNP	DNP	DNP	DNP	DNP	DNP	-
Polk, Brandon	2-19-0	2-45-1	2-55-1	-	1-20-0	2-23-0	-	-	-	DNP	-	-
Sanders, Miles	3-20-0	1-6-0	3-30-0	-	2-2-0	-	6-54-0	-	1-9-0	2-9-0	4-2-0	-
Shorter, Justin	DNP	DNP	-	DNP	DNP	DNP	DNP	DNP	DNP	1-3-0	-	-
Stevens, Tommy	DNP	DNP	DNP	DNP	-	DNP	2-2-0	-	-	-	-	-
Sullivan-Brown, Cam	-	-	-	-	-	1-7-0	2-33-0	-	-	1-9-0	-	-
Thompkins, DeAndre	-	-	4-101-1	2-10-0	-	-	1-13-0	5-59-0	-	5-31-1	1-5-0	-

PASSING

Trace McSorley

	C-A-I	Pct.	Yards	TD	Long	Sack-Yards	Efficiency
APP STATE	20-35-0	57.1	229	0	46	1-8	121.17
at Pitt	14-30-0	46.7	145	2	22	1-8	109.27
KENT STATE	11-22-1	50.0	229	2	41	1-8	158.35
at Illinois	12-19-1	63.1	160	3	21	1-2	175.47
OHIO STATE	16-32-0	50.0	286	2	47	4-18	145.70
MICHIGAN STATE	19-32-0	59.3	192	1	25	1-7	120.10
at Indiana	19-36-1	52.8	220	0	59	3-16	98.56
IOWA	11-25-1	44.0	167	1	39	3-15	105.31
at Michigan	5-13-1	38.5	83	0	25	4-28	76.71
WISCONSIN	19-25-0	76.0	160	1	30	2-17	142.96
at Rutgers	17-37-1	45.9	183	2	35	0-0	99.92

Tommy Stevens

	C-A-I	Pct.	Yards	TD	Long	Sack-Yards	Efficiency
APP STATE	-	-	-	-	-	-	DNP
at Pitt	-	-	-	-	-	-	DNP
KENT STATE	-	-	-	-	-	-	DNP
at Illinois	-	-	-	-	-	-	DNP
OHIO STATE	-	-	-	-	-	-	-
MICHIGAN STATE	-	-	-	-	-	-	DNP
at Indiana	1-1-0	100.0	23	1	23	0-0	623.20
IOWA	2-4-0	50.0	27	0	18	0-0	106.70
at Michigan	3-4-1	75.0	35	0	19	1-8	98.50
WISCONSIN	0-0-0	0.0	0	0	0	1-10	0.0
at Rutgers	-	-	-	-	-	-	-

Note: Sean Clifford Game-by-Game (Comp.-Att.-Yds-TD-INT): Appalachian State DNP; at Pitt 1-1-34-1-0; Kent State 3-3-117-1-0; at Illinois 1-1-44-0-0; Ohio State DNP; Michigan State DNP; at Indiana DNP; Iowa DNP; at Michigan DNP; Wisconsin DNP; at Rutgers DNP.

KICKING & PUNTING

KICKOFFS

Season	KO	Total Yards	TB	OB	Kick Avg.	Returns	Rtn. Yds.	Yds./Rtn.
Checa, Rafael	70	4160	35	4	59.4	21	474	22.6
Tobin, Justin	2	99	0	0	49.5	1	27	27.0

Season	KO	Total Yards	TB	OB	Kick Avg.	Returns	Rtn. Yds.	Yds./Rtn.
APP STATE	6	361	2	0	60.2	3	130	43.3
at Pitt	8	408	2	0	51.0	3	34	11.3
KENT STATE	10	618	6	0	61.8	3	46	15.3
at Illinois	10	606	5	2	60.6	2	27	13.5
OHIO STATE	6	390	6	0	65.0	0	0	0.0
MICHIGAN STATE	4	259	3	0	60.2	3	130	43.3
at Indiana	7	405	4	0	57.0	1	19	19.0
IOWA	9	552	5	0	61.3	3	103	34.3
at Michigan	2	99	0	0	49.5	1	27	27.0
WISCONSIN	6	334	1	0	55.7	3	69	23.0
at Rutgers	4	227	1	1	56.8	2	31	16.5

PUNTING

Season	No.	Total Yds	Avg.	Long	FC	I20	50+	Blk
Gillikin, Blake	57	2469	43.3	74	12	17	12	1

Game	No.	Total Yds	Avg.	Long	FC	I20	50+	Blk
APP STATE	5	215	43.0	55	3	1	1	0
at Pitt	5	213	42.6	52	1	4	2	0
KENT STATE	2	97	48.5	58	0	0	1	0
at Illinois	1	42	42.0	42	0	1	0	0
OHIO STATE	8	312	39.0	53	3	3	1	0
MICHIGAN STATE	8	354	45.5	52	1	1	1	0
at Indiana	6	241	40.2	53	0	2	1	0
IOWA	5	209	41.8	54	0	0	1	1
at Michigan	8	370	46.2	74	1	1	1	0
WISCONSIN	3	114	38.0	44	1	1	0	0
at Rutgers	6	292	48.7	70	2	3	3	0

INDIVIDUAL GAME-BY-GAME

TACKLES

(UT-AT-TT)	UT-AT	TT	App	at Pitt	KSU	at ILL	OSU	MSU	at IND	IOWA	at MICH	WIS	at RU	UMD
Parsons, Micah	35-30	65	0-4	5-2	2-3	5-1	0-1	1-4	7-1	3-4	4-4	3-4	5-2	
Johnson, Jan	38-26	64	4-7	2-3	2-0	5-1	4-1	2-3	2-1	2-2	7-3	4-1	4-4	
Scott, Nick	31-27	58	5-4	0-2	1-3	4-1	3-2	4-1	5-2	1-4	4-1	3-2	1-5	
Taylor, Garrett	34-22	56	6-2	2-3	2-1	6-1	1-3	5-1	1-2	3-3	5-2	2-0	1-4	
Brown, Cam	36-19	55	2-2	3-1	3-4	2-1	3-3	2-2	6-2	5-1	5-1	4-1	1-1	
Gross-Matos, Yetur	33-17	50	2-1	1-2	2-0	0-1	1-3	2-2	6-4	7-2	3-1	5-0	2-3	
Farmer, Koa	24-25	49	4-2	0-1	-	1-2	2-6	4-2	4-3	2-3	4-0	1-0	2-6	
Oruwariye, Amani	35-11	46	7-0	3-0	2-1	1-2	3-1	4-0	6-3	3-3	2-0	4-0	0-1	
Windsor, Robert	19-17	36	0-2	1-1	-	3-3	2-3	0-2	2-0	1-1	1-2	5-1	4-2	
Sutherland, Jonathan	22-11	33	0-1	1-1	4-1	6-2	-	1-2	6-1	0-1	1-0	2-1	1-2	
Miller, Shareef	20-11	31	1-2	2-0	3-0	0-0	3-2	2-0	-	2-0	2-2	3-0	2-5	
Castro-Fields, Tariq	17-9	26	2-2	1-4	3-0	1-0	2-2	2-0	3-1	1-0	-	1-0	1-0	
Givens, Kevin	13-12	25	DNP	5-2	1-0	0-3	2-2	2-0	-	-	2-0	0-1	1-4	
Brooks, Ellis	15-9	24	0-1	2-0	1-1	5-1	-	0-1	0-1	3-0	2-1	0-1	2-2	
Reid, John	15-7	22	1-0	DNP	DNP	0-0	3-0	2-2	6-2	0-1	-	2-0	1-2	
Toney, Shaka	15-7	22	-	5-0	1-2	1-1	0-3	-	6-0	-	-	-	2-1	
Wade, Lamont	12-5	17	0-1	2-2	3-0	0-0	-	3-1	1-0	1-0	1-0	-	1-1	
Mustipher, PJ	6-7	13	0-1	1-1	1-0	1-1	DNP	0-2	1-0	-	0-1	1-1	1-0	
Johnson, Donovan	9-3	12	1-1	-	1-0	1-1	DNP	3-1	2-0	-	1-0	-	-	
Shelton, Antonio	5-7	12	1-1	1-1	0-1	0-0	1-0	0-1	1-0	0-1	0-1	-	1-1	
Joseph, Daniel	3-7	10	0-1	2-2	0-1	0-1	1-1	-	-	-	-	-	0-1	
Monroe, Ayron	4-5	9	-	1-1	2-1	0-1	-	-	-	1-1	-	0-1	-	
Simmons, Shane	4-5	9	DNP	DNP	DNP	DNP	DNP	1-1	-	1-0	2-1	-	0-3	
Miller, Jarvis	3-5	8	1-1	0-1	0-1	1-0	-	-	0-1	0-1	1-0	-	DNP	
McPhearson, Zech	5-2	7	1-1	3-1	1-0	0-0	-	-	-	-	-	-	-	
Luketa, Jesse	5-1	6	-	1-0	3-0	0-0	-	0-1	-	1-0	-	-	-	
Butler, Jabari	4-1	5	-	1-0	1-0	1-0	-	0-1	-	1-0	DNP	DNP	DNP	
Darien, Dae'Lun	4-0	4	DNP	2-0	1-0	1-0	DNP	DNP	DNP	-	-	-	-	
Oweh, Jayson	3-0	3	DNP	DNP	3-0	0-0	DNP	DNP	DNP	DNP	DNP	DNP	-	
Petrishen, John	2-1	3	-	-	-	0-1	-	-	1-0	-	-	1-0	-	
Checa, Rafael	2-0	2	-	-	-	-	-	-	-	1-0	DNP	-	1-0	
Cooper, Jake	2-0	2	DNP	1-0	1-0	DNP	DNP	DNP	DNP	DNP	DNP	-	DNP	
Hansard, Fred	1-1	2	0-1	-	-	1-0	-	-	INJ	INJ	INJ	INJ	INJ	
Jordan, Ellison	1-1	2	-	-	1-1	DNP	DNP	DNP	DNP	DNP	DNP	DNP	DNP	
Lutz, Isaac	0-2	2	DNP	-	0-2	0-0	-	-	-	-	-	-	-	
McSorley, Trace	1-1	2	-	-	1-0	0-1	-	-	-	-	-	-	-	
Polk, Brandon	1-1	2	-	-	-	0-1	-	-	1-0	-	-	DNP	DNP	
Thorpe, C.J.	0-2	2	-	-	-	-	0-1	0-1	-	-	-	-	-	
Bowers, Nick	1-0	1	DNP	DNP	DNP	-	-	-	-	-	1-0	-	-	
Brown, Journey	0-1	1	DNP	DNP	-	0-1	DNP	DNP	-	-	-	-	-	
Chizmar, Max	0-1	1	DNP	DNP	0-1	DNP	DNP	DNP	DNP	DNP	DNP	DNP	DNP	
Gillikin, Blake	1-0	1	-	-	-	-	-	-	-	-	1-0	-	-	
Gordon, Trent	0-1	1	DNP	DNP	0-1	DNP	DNP	DNP	DNP	DNP	DNP	DNP	-	
Hartlaub, Drew	0-1	1	DNP	DNP	DNP	-	-	0-1	-	-	-	-	-	
Hippenhammer, Mac	1-0	1	-	1-0	-	-	-	-	-	-	-	-	-	
McGovern, Connor	1-0	1	-	1-0	-	-	-	-	-	-	-	-	-	
Vranic, Jason	0-1	1	DNP	DNP	0-1	DNP	DNP	DNP	DNP	DNP	DNP	DNP	DNP	

TFL & SACKS

TFL (Sacks)	App	at Pitt	KSU	at ILL	OSU	MSU	at IND	IOWA	at MICH	WIS	at RU	UMD
Brooks, Ellis	-	-	-	0.5 (0.5)	-	-	-	1.0 (-)	-	-	-	-
Brown, Cam	1.0 (1.0)	1.0 (-)	2.0 (-)	-	-	1.0 (-)	-	-	-	-	-	-
Castro-Fields, Tariq	-	-	1.0 (-)	-	-	-	1.0 (-)	-	-	-	-	-
Farmer, Koa	1.0 (-)	-	-	-	0.5 (-)	-	-	-	-	-	-	1.0 (-)
Givens, Kevin	-	2.0 (-)	-	0.5 (-)	1.5 (-)	1.0 (1.0)	-	-	-	-	-	1.5 (-)
Gross-Matos, Yetur	0.5 (-)	0.5 (0.5)	2.0 (1.0)	-	1.0 (-)	2.5 (0.5)	2.0 (2.0)	4.0 (2.0)	1.0 (1.0)	2.0 (1.0)	1.0 (-)	1.0 (-)
Hansard, Fred	0.5 (-)	-	-	-	-	-	INJ	INJ	INJ	INJ	INJ	INJ
Jordan, Ellison	-	-	1.0 (1.0)	DNP	DNP	DNP	DNP	DNP	DNP	DNP	DNP	DNP
Joseph, Daniel	-	1.0 (1.0)	-	-	-	-	-	-	-	-	-	-
Johnson, Jan	-	0.5 (0.5)	-	-	-	-	-	-	1.0 (-)	-	-	-
McPhearson, Zech	-	1.0 (1.0)	-	-	-	-	-	-	-	-	-	-
Miller, Jarvis	1.0 (-)	-	-	-	-	-	-	-	-	-	-	DNP
Miller, Shareef	1.0 (-)	2.0 (1.0)	3.0 (2.0)	-	0.5 (-)	2.0 (1.0)	-	-	-	2.0 (2.0)	2.5 (1.0)	-
Oruwariye, Amani	-	-	1.0 (0.0)	-	-	-	-	-	-	-	-	-
Oweh, Jayson	DNP	DNP	2.0 (2.0)	-	DNP	DNP	DNP	DNP	DNP	DNP	-	-
Parsons, Micah	-	-	0.5 (-)	-	0.5 (0.5)	-	-	-	-	-	-	2.0 (1.0)
Reid, John	-	DNP	DNP	-	-	-	-	-	-	-	1.0 (-)	-
Scott, Nick	1.0 (1.0)	-	-	-	-	-	-	-	-	-	-	-
Shelton, Antonio	-	-	-	-	-	-	-	-	-	-	-	1.0 (1.0)
Sutherland, Jonathan	-	-	1.0 (-)	1.0 (-)	-	-	-	-	-	-	-	-
Taylor, Garrett	-	-	-	1.5 (-)	-	-	-	-	-	-	-	-
Toney, Shaka	-	2.0 (1.0)	0.5 (-)	1.0 (-)	-	-	4.0 (4.0)	-	-	-	-	-
Wade, Lamont	-	-	2.0 (1.0)	-	-	-	-	-	-	-	-	-
Windsor, Robert	-	-	-	2.5 (1.5)	1.0 (0.5)	0.5 (0.5)	1.0 (-)	1.0 (1.0)	-	2.0 (2.0)	2.0 (1.0)	-
<b>Team Total</b>	<b>6.0 (2.0)</b>	<b>10.0 (4.0)</b>	<b>16.0 (7.0)</b>	<b>7.0 (2.0)</b>	<b>5.0 (1.0)</b>	<b>7.0 (3.0)</b>	<b>8.0 (6.0)</b>	<b>6.0 (3.0)</b>	<b>2.0 (1.0)</b>	<b>7.0 (5.0)</b>	<b>11.0 (4.0)</b>	



INDIVIDUAL GAME-BY-GAME

ALL-PURPOSE YARDS

	TOTAL	App	at Pitt	KSU	at ILL	OSU	MSU	at IND	IOWA	at MICH	WIS	at RU	UMD
Allen, Mark	124	43	19	62	INJ	INJ	INJ	INJ	INJ	INJ	INJ	INJ	
Bowers, Nick	18	-	-	-	-	-	18	-	-	-	-	-	
Brooks, Ellis	28	-	-	-	28	-	-	-	-	-	-	-	
Brown, Journey	32	DNP	DNP	-	10	DNP	DNP	5	-	17	-	-	
Clifford, Sean	10	DNP	0	10	(-9)	DNP	DNP	DNP	DNP	DNP	DNP	DNP	
Dalton, Danny	19	2	17	DNP	DNP	DNP	DNP	DNP	DNP	DNP	DNP	-	
Dotson, Jahan	155	DNP	DNP	(-2)	DNP	DNP	DNP	10	21	29	39	58	
Farmer, Koa	(-3)	-	-	-	-	-	-	(-3)	-	-	-	-	
Freiermuth, Pat	303	-	5	35	5	44	32	32	18	51	34	47	
George, Daniel	95	DNP	DNP	95	DNP	DNP	DNP	-	DNP	DNP	DNP	DNP	
Gillikin, Blake	(-10)	-	-	-	-	-	-	(-10)	-	-	-	-	
Hamler, KJ	1245	119	145	107	70	195	123	120	188	51	36	91	
Hippenhammer, Mac	103	-	11	-	44	21	27	-	-	-	-	-	
Holland, Jonathan	114	36	25	-	53	DNP	DNP	-	-	-	-	-	
Johnson, Juwan	293	67	23	-	51	61	19	72	-	DNP	DNP	DNP	
Kuntz, Zack	8	DNP	DNP	8	DNP	DNP	DNP	DNP	DNP	DNP	DNP	DNP	
McSorley, Trace	659	53	36	54	92	175	37	107	63	(-6)	9	39	
Oruwariye, Amani	(-2)	-	-	-	-	-	-	-	-	-	(-2)	-	
Polk, Brandon	162	19	45	55	-	20	23	-	-	-	DNP	-	
Reid, John	44	-	DNP	DNP	-	-	-	-	44	-	-	-	
Sanders, Miles	1227	111	124	116	200	45	162	126	62	23	168	90	
Scott, Nick	16	-	-	-	-	-	-	1	7	-	8	-	
Shorter, Justin	12	DNP	DNP	-	DNP	DNP	DNP	DNP	DNP	DNP	3	9	
Slade, Ricky	166	39	13	1	94	DNP	8	DNP	DNP	DNP	1	10	
Stevens, Tommy	85	DNP	DNP	DNP	DNP	(-12)	DNP	2	18	52	25	-	
Sullivan-Brown, Cam	49	-	-	-	-	-	7	33	-	-	9	-	
Taylor, Garrett	84	-	-	-	-	45	37	-	-	-	-	2	
Thomas, Johnathan	199	-	-	84	-	-	-	94	-	-	1	-	
Thompkins, DeAndre	395	29	38	163	40	(-3)	17	12	59	-	35	5	
Thorpe, C.J.	10	-	-	-	-	-	-	-	-	-	10	-	
TEAM	(-50)	(-3)	-	-	-	-	(-2)	-	(-25)	-	(-13)	(-7)	

RED ZONE RECAP

PENN STATE				OPPONENT			
Opponent	Scores/Chances	Result	Pct.	Opponent	Series	Result	Pct.
APP STATE	6/6	5 TD, 1 FG	100%	APP STATE	3/4	3 TD, 1 Missed FG	75%
at Pittsburgh	4/4	4 TD	100%	at Pittsburgh	1/3	1 TD, TO on Downs, 1 Missed FG	33%
KENT STATE	6/6	6 TD	100%	KENT STATE	1/1	1 FG	100%
at Illinois	6/6	6 TD	100%	at Illinois	3/3	3 TD	100%
OHIO STATE	3/3	2 TD, 1 FG	100%	OHIO STATE	1/2	1 TD, 1 Missed FG	50%
MICHIGAN STATE	2/3	2 TD, 1 Missed FG	67%	MICHIGAN STATE	2/2	2 TD	100%
at Indiana	5/5	3 TD, 2 FG	100%	at Indiana	3/4	3 TD, TO on Downs	75%
IOWA	2/3	2 TD, 1 Fumble	67%	IOWA	2/3	1 TD, 1 FG, 1 Interception	67%
at Michigan	1/1	1 TD	100%	at Michigan	4/4	4 TD	100%
WISCONSIN	3/3	2 TD, 1 FG	100%	WISCONSIN	1/2	1 FG, 1 Interception	50%
at Rutgers	4/6	2 TD, 2 FG, 1 Fumble, End of Game	66%	at Rutgers	1/2	1 TD, TO on Downs	50%
MARYLAND				MARYLAND			
<b>TOTAL</b>	<b>42/46</b>	<b>35 TD, 7 FG, 1 Missed FG, 3 Turnover</b>	<b>91%</b>	<b>TOTAL</b>	<b>22/30</b>	<b>19 TD, 2 FG, 3 Missed FG, 5 Turnovers</b>	<b>73%</b>

GAME LEADERS

Opponent	Rushing Attempts	Rushing Yards	Receptions	Receiving Yards	All-Purpose Yards	Tackles
APP STATE	Sanders - 19	Sanders - 91	Ju. Johnson - 6	Hamler - 67	Hamler - 119	Ja. Johnson - 11
at Pittsburgh	Sanders - 16	Sanders - 118	Hamler - 3	Polk - 45	Hamler - 145	Givens/Parsons - 7
KENT STATE	Sanders - 14	Sanders - 86	Thompkins - 4	Thompkins - 101	Thompkins - 163	C. Brown - 7
at Illinois	Sanders - 22	Sanders - 200	Ju. Johnson - 4	Holland - 53	Sanders - 200	Sutherland - 8
OHIO STATE	McSorley - 25	McSorley - 175	Ju. Johnson - 5	Hamler - 138	Hamler - 195	Farmer - 8
MICHIGAN STATE	Sanders - 17	Sanders - 162	Hamler - 6	Hamler - 66	Sanders - 162	Farmer/Taylor - 6
at Indiana	McSorley - 19	McSorley - 107	Sanders - 6	Ju. Johnson - 72	Sanders - 126	Gross-Matos - 10
IOWA	Sanders - 17	McSorley - 63	Hamler/Thompkins - 5	Hamler - 96	Hamler - 188	Gross-Matos - 9
at Michigan	McSorley - 12	Stevens - 52	Freiermuth - 3	Freiermuth - 51	Stevens - 52	Ja. Johnson - 10
WISCONSIN	Sanders - 23	Sanders - 159	Hamler/Thompkins - 5	Dotson - 39	Sanders - 168	Parsons - 7
at Rutgers	Sanders - 27	Sanders - 88	Hamler - 5	Hamler - 71	Hamler - 91	Farmer/Ja. Johnson - 8
MARYLAND						

## TURNOVERS BY GAME

## PENN STATE: 20 GAINED

TYPE	QTR	PLAYER	PLAYS/ YDS	1st DOWNS	RESULT
<b>APP STATE (1)</b>					
Interception	OT	Oruwariye of Thomas	-	-	-
<b>PITTSBURGH (3)</b>					
Interception	1	Oruwariye of Pickett	7/68	4	Punt
Fumble	2	J. Miller by Christodoulou	3/35	2	TD
Fumble	4	Monroe by Jacques-Louis	1/34	1	TD
<b>KENT STATE (0)</b>					
-	-	-	-	-	-
<b>ILLINOIS (2)</b>					
Interception	4	Ja. Johnson of Rivers	1/21	1	TD
Interception	4	Brooks of Robinson	2/10	1	TD
<b>OHIO STATE (1)</b>					
Interception	2	Taylor of Haskins	4/7	-	FG
<b>MICHIGAN STATE (1)</b>					
Interception	3	Taylor of Lewerke	4/6	-	TO on Downs
<b>INDIANA (3)</b>					
Fumble	3	Taylor by Walker	13/63	4	FG
Fumble	4	Scott by Harris	5/32	2	TD
Interception	4	Scott of Ramsey	3/0	-	Punt
<b>IOWA (2)</b>					
Interception	2	Reid of Stanley	1/3	-	TD
Interception	4	Scott of Stanley	5/24	1	Punt
<b>MICHIGAN (0)</b>					
-	-	-	-	-	-
<b>WISCONSIN (4)</b>					
Fumble	1	Gross-Matos by Coan	9/21	2	FG
Interception	2	Oruwariye of Coan	2/20	1	Blocked FG
Fumble	4	Miller by Coan	-	-	Fumble
Interception	4	Scott of Coan	1/-5	-	Game End
<b>RUTGERS (3)</b>					
Interception	2	Reid of Sitkowski	6/13	1	Punt
Interception	2	Taylor of Sitkowski	4/28	2	TD
Fumble	3	Joseph by Pacheco	8/46	3	TD

## OPPONENT: 18 GAINED

TYPE	QTR	PLAYER	PLAYS/ YDS	1st DOWNS	RESULT
<b>APP STATE (0)</b>					
-	-	-	-	-	-
<b>PITTSBURGH (2)</b>					
Fumble	2	Weaver by Slade	6/24	1	TO on Downs
Fumble	4	Weaver by Slade	2/10	1	Game End
<b>KENT STATE (1)</b>					
Interception	1	Hines of McSorley	5/0	0	FG
<b>ILLINOIS (2)</b>					
Fumble	1	Holland by Green	3/7	0	Punt
Interception	2	Ware of McSorley	5/32	2	FG
<b>OHIO STATE (1)</b>					
Fumble	2	Jones by Sanders	2/25	1	TD
<b>MICHIGAN STATE (1)</b>					
Fumble	1	Thompson by McSorley	4/22	-	Punt
<b>INDIANA (2)</b>					
Interception	2	Fitzgerald of McSorley	3/8	-	Punt
Fumble	4	Crawford by Scott	4/14	-	TO on Downs
<b>IOWA (2)</b>					
Fumble	4	Hockaday by Sanders	6/41	2	Punt
Interception	4	Stone of McSorley	-	-	TD Return
<b>MICHIGAN (3)</b>					
Fumble	2	Winovich by McSorley	10/48	3	TD
Interception	3	Watson of Stevens	-	-	TD Return
Interception	4	Long of McSorley	4/12	1	TD
<b>WISCONSIN (2)</b>					
Fumble	4	Van Lanen by S. Miller	11/46	3	TO on Downs
Fumble	4	Baun by TEAM	6/10	1	Interception
<b>RUTGERS (2)</b>					
Interception	3	Wharton of McSorley	5/22	2	Fumble

## TURNOVERS BY PLAYER

### FUMBLES

(#-Lost)	App	at Pitt	KSU	at ILL	OSU	MSU	at IND	IOWA	at MICH	WIS	at RU	UMD
Farmer, Koa	-	-	-	-	-	-	1-0	-	-	-	-	-
Hamler, KJ	-	-	-	-	-	-	1-0	-	-	-	1-0	-
Holland, Jonathan	-	1-0	-	1-1	DNP	DNP	-	-	-	-	-	-
McSorley, Trace	-	-	1-0	-	-	1-1	-	-	1-1	-	-	-
Miller, Shareef	-	-	-	-	-	-	-	-	-	1-1	-	-
Sanders, Miles	-	-	1-0	-	1-1	-	-	1-1	-	-	1-1	-
Scott, Nick	-	-	-	-	-	-	1-0	-	-	-	-	-
Slade, Ricky	-	2-2	-	1-0	DNP	-	DNP	DNP	DNP	-	-	-
Stevens, Tommy	DNP	DNP	DNP	DNP	1-0	DNP	-	-	-	-	-	-
Thompkins, DeAndre	-	-	-	-	-	-	1-0	-	-	-	-	-
Thorpe, C.J.	-	-	-	-	-	-	-	-	-	1-0	-	-
TEAM	-	-	-	-	-	-	-	-	-	1-1	-	-

### FORCED FUMBLES

	App	at Pitt	KSU	at ILL	OSU	MSU	at IND	IOWA	at MICH	WIS	at RU	UMD
Brown, Cam	-	-	-	1	-	-	-	1	-	-	-	-
Butler, Jabari	-	1	-	-	-	-	-	-	-	DNP	DNP	-
Farmer, Koa	-	-	-	-	-	-	-	1	-	-	-	-
Gross-Matos, Yetur	-	-	-	-	-	1	-	-	-	1	-	-
Mustipher, PJ	-	-	-	-	DNP	-	1	-	-	-	-	-
Oruwariye, Amani	1	-	-	-	-	-	-	-	-	-	-	-
Parsons, Micah	-	-	-	-	-	-	-	-	-	-	1	-
Sutherland, Jonathan	-	-	-	-	-	-	1	-	-	-	-	-
Taylor, Garrett	-	-	-	-	-	1	-	-	-	-	-	-
Toney, Shaka	-	-	-	-	-	-	1	-	-	-	-	-
Windsor, Robert	-	-	-	1	-	-	-	-	-	-	1	-

### FUMBLES RECOVERED

(#-Yards)	App	at Pitt	KSU	at ILL	OSU	MSU	at IND	IOWA	at MICH	WIS	at RU	UMD
Gross-Matos, Yetur	-	-	-	-	-	-	-	-	-	1-0	-	-
Joseph, Daniel	-	-	-	-	-	-	-	-	-	-	1-0	-
Miller, Jarvis	-	1-0	-	-	-	-	-	-	-	-	-	-
Miller, Shareef	-	-	-	-	-	-	-	-	-	1-7	-	-
Monroe, Ayron	-	1-0	-	-	-	-	-	-	-	-	-	-
Scott, Nick	-	-	-	-	-	-	1-0	-	-	-	-	-
Taylor, Garrett	-	-	-	-	-	-	1-0	-	-	-	-	-

### INTERCEPTIONS

(#-Yards)	App	at Pitt	KSU	at ILL	OSU	MSU	at IND	IOWA	at MICH	WIS	at RU	UMD
Brooks, Ellis	-	-	-	1-28	-	-	-	-	-	-	-	-
Johnson, Jan	-	-	-	1-0	-	-	-	-	-	-	-	-
Oruwariye, Amani	1-0	1-0	-	-	-	-	-	-	-	1-(-2)	-	-
Reid, John	-	-	-	-	-	-	-	1-44	-	-	1-0	-
Scott, Nick	-	-	-	-	-	-	1-1	1-7	-	1-8	-	-
Taylor, Garrett	-	-	-	-	1-45	1-37	-	-	-	-	1-2	-

## SCORING BREAKDOWN

### PENN STATE DRIVES

**Totals:** 63 scoring drives (48 TD, 14 FG, 1 Safety)  
**Special Teams/Defensive Touchdown:**  
 TEAM - Safety; at Pittsburgh  
 Thompkins, DeAndre - Punt Return; at Pittsburgh

#### LONGEST DRIVES BY:

**Plays:** 13, 3x Last: at Rutgers (11/17)  
 12, 3x Last: WISCONSIN (11/10)  
**Yards:** 98, 2x Last: OHIO STATE (9/29)  
 94 MICHIGAN STATE (10/13)  
**Time:** 6:40 WISCONSIN (11/10)  
 6:11 at Illinois (9/21)

### OPPONENT DRIVES

**Totals:** 38 scoring drives (30 TD, 6 FG, 2 Safeties)  
**Special Teams/Defensive Touchdown:**  
 Evans, Darrynton, App State - Kickoff Return  
 Stone, Geno, Iowa - Interception Return  
 TEAM - 2 Safeties; Iowa  
 Watson, Brandon, Michigan - Interception Return

#### LONGEST DRIVES BY:

**Plays:** 15 at Indiana (10/20)  
 13 Twice: Last at Michigan (11/3)  
**Yards:** 96 OHIO STATE (9/29)  
 90 at Michigan (11/3)  
**Time:** 7:05 at Michigan (11/3)  
 6:37 APP STATE (9/1)

## LONG PLAY BREAKDOWN

## BY YARDAGE

## OFFENSE (56)

Yds	Type	Player(s)	Opponent
95*	Pass	George, Daniel from Clifford, Sean	Kent State
93*	Pass	Hamler, KJ from McSorley, Trace	Ohio State
78	Run	Sanders, Miles	Michigan State
69	Run	Thomas, Johnathan	Kent State
61*	Run	Slade, Ricky	Illinois
59	Pass	Johnson, Juwan from McSorley, Trace	Indiana
51*	Run	McSorley, Trace	Iowa
51	Run	McSorley, Trace	Ohio State
48*	Run	Sanders, Miles	Michigan State
48*	Run	Sanders, Miles	Illinois
46	Pass	Hamler, KJ from McSorley, Trace	App State
44	Run	McSorley, Trace	Indiana
44	Pass	Hippenhammer, Mac from Clifford, Sean	Illinois
41*	Pass	Polk, Brandon from McSorley, Trace	Kent State
41	Run	Sanders, Miles	Pittsburgh
40*	Pass	Thompkins, DeAndre from McSorley, Trace	Kent State
39	Pass	Hamler, KJ from McSorley, Trace	Iowa
39	Pass	Thompkins, DeAndre from McSorley, Trace	Kent State
36	Pass	Hamler, KJ from McSorley, Trace	Ohio State
35	Pass	Dotson, Jahan from McSorley, Trace	Rutgers
34*	Pass	Polk, Brandon from Clifford, Sean	Pittsburgh
32*	Run	Hamler, KJ	Pittsburgh
31	Pass	Johnson, Juwan from McSorley, Trace	Ohio State
30	Pass	Dotson, Jahan from McSorley, Trace	Wisconsin
29	Run	Sanders, Miles	Wisconsin
29	Pass	Sanders, Miles from McSorley, Trace	Indiana
29	Pass	Holland, Jonathan from McSorley, Trace	App State
27	Run	McSorley, Trace	Indiana
27	Pass	Freiermuth, Pat from McSorley, Trace	Ohio State
27*	Run	Slade, Ricky	App State
26	Pass	Hamler, KJ from McSorley, Trace	Rutgers
25	Pass	Freiermuth, Pat from McSorley, Trace	Michigan
25	Pass	Freiermuth, Pat from McSorley, Trace	Michigan State
23	Pass	Freiermuth, Pat from McSorley, Trace	Rutgers
23	Run	Sanders, Miles	Wisconsin
23*	Pass	Freiermuth from Stevens, Tommy	Indiana
23	Run	McSorley, Trace	Ohio State
23	Pass	Hamler, KJ from McSorley, Trace	Michigan State
23	Pass	Freiermuth, Pat from McSorley, Trace	Kent State
22	Pass	Sullivan-Brown, Cam from McSorley, Trace	Indiana
22	Pass	Bowers, Nick from McSorley, Trace	Indiana
22	Pass	Hamler, KJ from McSorley, Trace	Kent State
22	Pass	Holland, Jonathan from McSorley, Trace	Pittsburgh
21	Pass	Hippenhammer, Mac from McSorley, Trace	Michigan State
21	Pass	Hippenhammer, Mac from McSorley, Trace	Ohio State
21*	Pass	Hamler, KJ from McSorley, Trace	Illinois
21	Pass	Holland, Jonathan from McSorley, Trace	Illinois
21	Run	Sanders, Miles	Pittsburgh
20	Pass	Hamler, KJ from McSorley, Trace	Rutgers
20	Run	Stevens, Tommy	Wisconsin
20	Pass	Hamler, KJ from McSorley, Trace	Michigan
20	Pass	Hamler, KJ from McSorley, Trace	Michigan State
20	Pass	Polk, Brandon from McSorley, Trace	Ohio State
20	Pass	Hamler, KJ from McSorley, Trace	Illinois
20	Run	McSorley, Trace	Pittsburgh
20	Run	Sanders, Miles	Pittsburgh

## DEFENSE (4)

Yds	Type	Player(s)	Opponent
45	INT	Taylor, Garrett	Ohio State
44	INT	Reid, John	Iowa
37	INT	Taylor, Garrett	Michigan State
28	INT	Brooks, Ellis	Illinois

## SPECIAL TEAMS (15)

Yds	Type	Player(s)	Opponent
94	KR	Thomas, Johnathan	Indiana
67	KR	Hamler, KJ	Iowa
58	KR	Hamler, KJ	Indiana
52	KR	Hamler, KJ	Kent State
52	KR	Hamler, KJ	App State
39*	PR	Thompkins, DeAndre	Pittsburgh
33	PR	Hamler, KJ	Kent State
32	PR	Thompkins, DeAndre	Kent State
29	KR	Thompkins, DeAndre	App State
28	KR	Hamler, KJ	Pittsburgh
27	KR	Hamler, KJ	Pittsburgh
24	KR	Hamler, KJ	Michigan State
22	PR	Thompkins, DeAndre	Illinois
21	KR	Hamler, KJ	Indiana
20	KR	Thomas, Johnathan	Illinois

**LONG PLAY BREAKDOWN**

**LONG PLAYS BY THE NUMBERS**

**BY YARDAGE**

Yards	No.	TD
100+	0	0
90-99	3	2
80-89	0	0
70-79	1	0
60-69	3	1
50-59	6	1
40-49	10	4
30-39	12	3
20-29	40	3

**BY TYPE**

Type	No.	TD
Rushing	19	6
Passing	37	7
Punt returns	5	1
Kick returns	10	0
Interceptions	4	0
Fumble returns	0	0
Other	0	0
<b>TOTAL</b>	<b>75</b>	<b>14</b>

**20+ YARD PLAYS BY PLAYER**

Player	No.	TD	R	P	KR	PR	IR	FR
Bowers, Nick	1	0	0	1	0	0	0	0
Brooks, Ellis	1	0	0	0	0	0	1	0
Dotson, Jahan	2	0	0	2	0	0	0	0
Freiermuth, Pat	6	1	0	6	0	0	0	0
George, Daniel	1	1	0	1	0	0	0	0
Hamler, KJ	22	4	1	11	8	1	0	0
Hippenhammer, M.	3	0	0	3	0	0	0	0
Holland, Jonathan	3	0	0	3	0	0	0	0
Johnson, Juwan	2	0	0	2	0	0	0	0
McSorley, Trace	6	1	6	0	0	0	0	0
Polk, Brandon	3	2	0	3	0	0	0	0
Reid, John	1	0	0	0	0	0	1	0
Sanders, Miles	9	2	8	1	0	0	0	0
Slade, Ricky	2	1	2	0	0	0	0	0
Stevens, Tommy	1	0	1	0	0	0	0	0
Sullivan-Brown, Cam	1	0	0	1	0	0	0	0
Taylor, Garrett	2	0	0	0	0	0	2	0
Thomas, J.	3	0	1	0	2	0	0	0
Thompkins, D.	6	1	0	2	0	4	0	0
<b>TOTAL</b>	<b>75</b>	<b>14</b>	<b>19</b>	<b>37</b>	<b>10</b>	<b>5</b>	<b>4</b>	<b>0</b>

**LONGEST PLAYS OF THE YEAR**

<b>Rushing</b>	78	Sanders, Miles	Michigan State (10/13/18)
<b>Rushing Touchdown</b>	61*	Slade, Ricky	at Illinois (9/21/18)
<b>Passing</b>	95*	George, Daniel from Clifford, Sean	Kent State (9/5/18)
<b>Passing Touchdown</b>	95*	George, Daniel from Clifford, Sean	Kent State (9/15/18)
<b>Punt Return</b>	39*	Thompkins, DeAndre	at Pittsburgh (9/8/18)
<b>Kick Return</b>	94	Thomas, Johnathan	at Indiana (10/20/18)
<b>Interception Return</b>	45	Taylor, Garrett	Ohio State (9/29/18)
<b>Fumble Return</b>	7	Miller, Shareef	Wisconsin (11/10/18)
<b>Punt</b>	74	Gillikin, Blake	at Michigan (11/3/18)
<b>Field Goal</b>	49	Pinegar, Jake	Twice, Last: Wisconsin (11/10/18)

**PENN STATE (75 PLAYS)**

Play	#	Long	Play	Opponent
Passing:	37	95*	George, Daniel from Clifford, Sean	Kent State
Rushing:	19	78	Sanders, Miles	Michigan State
PR:	5	39*	Thompkins, DeAndre	Pittsburgh
KR:	10	94	Thomas, Johnathan	Indiana
Interception:	4	45	Taylor, Garrett	Ohio State
Opp.	#	Long	Play	Type
APP STATE	5	52	Hamler, KJ	Kick Return
at Pittsburgh	10	41	Sanders, Miles	Run
KENT STATE	10	95*	George, Daniel from Clifford, Sean	Pass
at Illinois	9	61*	Slade, Ricky	Run
OHIO STATE	9	93*	Hamler, KJ from McSorley, Trace	Pass
MICHIGAN ST.	8	78	Sanders, Miles	Run
at Indiana	10	94	Thomas, Johnathan	Kick Return
IOWA	4	67	Hamler, KJ	Kick Return
at Michigan	2	25	Freiermuth, Pat from McSorley, Trace	Pass
WISCONSIN	4	30	Dotson, Jahan from McSorley, Trace	Pass
at Rutgers	4	35	Dotson, Jahan from McSorley, Trace	Pass

**OPPONENTS (55 PLAYS)**

Play	#	Long	Play	Opponent
Passing:	23	47*	Twice, last Victor, Binjimen from Haskins, Dwayne	Ohio State
Rushing:	19	71*	Taylor, Jonathan	Wisconsin
KR:	7	100*	Evans, Darrynton	App State
PR:	3	20	Hill, KJ	Ohio State
Interception	2	62*	Watson, Brandon	Michigan
Special Teams:	1	26	Heyward, Connor rush (punt fake)	Michigan State
Opp.	#	Long	Play	Type
APP STATE	6	100*	Evans, Darrynton	Kick Return
at Pittsburgh	2	63	Ollison, Qadree	Run
KENT STATE	1	47*	Carrigan, Mike from Barrett, Woody	Pass
at Illinois	2	51	Corbin, Reggie	Run
OHIO STATE	5	47*	Victor, Binjimen from Haskins, Dwayne	Pass
MICHIGAN ST.	7	36	Chambers, Cam from Heyward, Connor	Pass
at Indiana	5	30*	Walker, Ronnie	Run
IOWA	10	49	Smith-Marsette, Ihmire	Kick Return
at Michigan	9	62*	Watson, Brandon	Interception Return
WISCONSIN	6	71*	Taylor, Jonathan	Run
at Rutgers	2	24	Blackshear, Raheem	Run

\* - touchdown scored on play

## TACKLE BREAKDOWN

## RUSHING TACKLES

Johnson, Jan	51
Gross-Matos, Yetur	47
Parsons, Micah	46
Taylor, Garrett	44
Brown, Cam	38
Farmer, Koa	35
Scott, Nick	33
Windsor, Robert	33
Miller, Shareef	28
Oruwariye, Amani	24
Givens, Kevin	22
Toney, Shaka	22
Brooks, Ellis	18
Sutherland, Jonathan	18
Mustipher, PJ	13
Shelton, Antonio	9
Simmons, Shane	9
Joseph, Daniel	8
Reid, John	8
Wade, Lamont	8
Castro-Fields, Tariq	7
Monroe, Ayrton	6
Miller, Jarvis	5
McPhearson, Zech	4
Darien, Dae'Lun	3
Oweh, Jayson	3
Cooper, Jake	2
Hansard, Fred	2
Johnson, Donovan	2
Jordan, Ellison	2
Thorpe, C.J.	2
Chizmar, Max	1
Luketa, Jesse	1
Vranic, Jason	1
<b>TOTAL</b>	<b>558</b>

## PASSING TACKLES

Oruwariye, Amani	23
Scott, Nick	19
Brown, Cam	17
Castro-Fields, Tariq	17
Johnson, Jan	14
Reid, John	14
Farmer, Koa	13
Parsons, Micah	13
Taylor, Garrett	11
Sutherland, Jonathan	9
Johnson, Donovan	7
Brooks, Ellis	5
Wade, Lamont	4
Givens, Kevin	3
Miller, Shareef	3
Windsor, Robert	3
Gross-Matos, Yetur	2
Luketa, Jesse	2
Miller, Jarvis	2
Monroe, Ayrton	2
Butler, Jabari	1
Darien, Dae'Lun	1
McPhearson, Zech	1
Shelton, Antonio	1
<b>TOTAL</b>	<b>187</b>

## SPECIAL TEAMS TACKLES

	Total	KO	Punt
Parsons, Micah	6	6	0
Sutherland, Jonathan	5	3	2
Wade, Lamont	4	0	4
Butler, Jabari	3	2	1
Petrishen, John	3	3	0
Scott, Nick	3	0	3
Castro-Fields, Tariq	2	1	1
Checa, Rafael	2	2	0
Johnson, Donovan	2	2	0
Luketa, Jesse	2	1	1
Lutz, Isaac	2	2	0
McPhearson, Zech	2	2	0
Monroe, Ayrton	2	2	0
Brown, Journey	1	1	0
Gillikin, Blake	1	0	1
Gordon, Trent	1	1	0
Hartlaub, Drew	1	1	0
Miller, Jarvis	1	0	1
Shelton, Antonio	1	0	1
Thomas, Johnathan	1	1	0
<b>TOTALS</b>	<b>45</b>	<b>30</b>	<b>15</b>

## SEASON SUPERLATIVES

## PENN STATE INDIVIDUAL

<b>Rushes</b>	27	Sanders, Miles, at Rutgers (11/17)
<b>Yards Rushing</b>	200	Sanders, Miles, at Illinois (9/21)
<b>TD Rushes</b>	3	Twice, Last: Sanders, Miles, at Illinois (9/21)
<b>Long Rush</b>	78	Sanders, Miles, Michigan State (10/13)
<b>Pass Attempts</b>	37	McSorley, Trace, at Rutgers (11/17)
<b>Pass Completions</b>	20	McSorley, Trace, App State (9/1)
<b>Yards Passing</b>	286	McSorley, Trace, Ohio State (9/29)
<b>TD Passes</b>	3	McSorley, Trace, at Illinois (9/21)
<b>Long Pass</b>	95	Clifford, Sean, Kent State (9/15)
<b>Receptions</b>	6	Twice, Last: Sanders, Miles, at Indiana (10/20)
<b>Yards Receiving</b>	138	Hamler, K.J, Ohio State (9/29)
<b>TD Receptions</b>	2	Freiermuth, Pat, at Rutgers (11/17)
<b>Long Reception</b>	95	George, Daniel, Kent State (9/15)
<b>Field Goals</b>	3	Twice, Last: Pinegar, Jake, Wisconsin (11/10)
<b>Long Field Goal</b>	49	Twice, Last: Pinegar, Jake, Wisconsin (11/10)
<b>Punts</b>	8	3x, Last: Gillikin, Blake, at Michigan (11/3)
<b>Punting Avg.</b>	48.7	Gillikin, Blake, at Rutgers (11/17)
<b>Long Punt</b>	74	Gillikin, Blake, at Michigan (11/3)
<b>Punts Inside 20</b>	4	Gillikin, Blake, at Pittsburgh (9/8)
<b>Long Punt Return</b>	39	Thompkins, DeAndre, at Pittsburgh (9/8)
<b>Long Kickoff Return</b>	94	Thomas, Johnathan, at Indiana (10/20)
<b>Tackles</b>	11	Johnson, Jan, App State (9/1)
<b>Sacks</b>	4.0	Toney, Shaka, at Indiana (10/20)
<b>Tackles For Loss</b>	4.0	Twice, Last: Gross-Matos, Yetur, Iowa (10/27)
<b>Interceptions</b>	1	13x, Last: Reid, John/Taylor, Garrett, at Rutgers (11/17)

## OPPONENT INDIVIDUAL

<b>Rushes</b>	26	Scott, Stevie, Indiana (10/20)
<b>Yards Rushing</b>	185	Taylor, Jonathan, Wisconsin (11/10)
<b>TD Rushes</b>	2	Scott, Stevie, Indiana (10/20)
<b>Long Rush</b>	71	Taylor, Jonathan, Wisconsin (11/10)
<b>Pass Attempts</b>	52	Lewerke, Brian, Michigan State (10/13)
<b>Pass Completions</b>	26	Ramsey, Peyton, at Indiana (10/20)
<b>Yards Passing</b>	270	Twice, Last: Haskins, Dwayne, Ohio State (9/29)
<b>TD Passes</b>	3	Haskins, Dwayne, Ohio State (9/29)
<b>Long Pass</b>	47	3x, Last: Patterson, Shea, Michigan (11/3)
<b>Receptions</b>	8	Davis, Felton, Michigan State (10/13)
<b>Yards Receiving</b>	100	Davis, Felton, Michigan State (10/13)
<b>TD Receptions</b>	2	3x, Last: Davis, Felton, Michigan State (10/13)
<b>Long Reception</b>	47	3x, Last: Collins, Nico, Michigan (11/3)
<b>Field Goals</b>	2	Recinos, Miguel, Iowa (10/27)
<b>Long Field Goal</b>	49	Recinos, Miguel, Iowa (10/27)
<b>Punts</b>	11	Trickett, Matthew, Kent State (9/15)
<b>Punting Avg.</b>	47.9	Chrisman, Drue, Ohio State (9/29)
<b>Long Punt</b>	64	Korsak, Adam, Rutgers (11/17)
<b>Punts Inside 20</b>	3	3x, Last: Rastetter, Colten, Iowa (10/27)
<b>Long Punt Return</b>	28	Peoples-Jones, Donovan, Michigan (11/3)
<b>Long Kickoff Return</b>	100	Evans, Darrynton, App State (9/1)
<b>Tackles</b>	14	Edwards, T.J., Wisconsin (11/10)
<b>Sacks</b>	2.0	3x, Last: Uche, Josh, Michigan (11/3)
<b>Tackles For Loss</b>	3.0	Twice, Last: Baun, Zack, Wisconsin (11/10)
<b>Interceptions</b>	1	7x, Last: Wharton, Isaiah, Rutgers (11/17)

## PENN STATE TEAM

	Highs	Lows
<b>Rushes</b>	51, at Illinois (9/21)	30, at Michigan (11/3)
<b>Yards Rushing</b>	387, at Illinois (9/21)	68, at Michigan (11/3)
<b>Yards Per Rush</b>	7.6, at Illinois (9/21)	2.3, at Michigan (11/3)
<b>TD Rushes</b>	6, Twice, Last: at Illinois (9/21)	0, at Rutgers (11/17)
<b>Pass Attempts</b>	37, Twice, Last: at Rutgers (11/17)	17, at Michigan (11/3)
<b>Pass Completions</b>	20, Twice, Last: at Indiana (10/20)	8, at Michigan (11/3)
<b>Yards Passing</b>	346, Kent State (9/15)	118, at Michigan (11/3)
<b>Yards Per Pass</b>	13.8, Kent State (9/15)	5.8, at Pittsburgh (9/8)
<b>TD Passes</b>	3, 3x, Last: at Illinois (9/21)	0, at Michigan (11/3)
<b>Total Plays</b>	79, App State (9/1)	47, at Michigan (11/3)
<b>Total Offense</b>	643, Kent State (9/15)	186, at Michigan (11/3)
<b>Yards Per Play</b>	9.2, Kent State (9/15)	4.0, at Michigan (11/3)
<b>Points</b>	63, Twice, Last: at Illinois (9/21)	7, at Michigan (11/3)
<b>Sacks By</b>	7, Kent State (9/15)	1, at Michigan (11/3)
<b>First Downs</b>	31, Illinois (9/21)	11, at Michigan (11/3)
<b>Penalties</b>	9, Kent State (9/15)	2, App State (9/1)
<b>Penalty Yards</b>	85, Kent State (9/15)	10, App State (9/1)
<b>Turnovers</b>	3, at Michigan (11/3)	0, App State (9/1)
<b>Interceptions By</b>	2, 4x, Last: at Rutgers (11/17)	0, Twice, Last: at Michigan (11/3)
<b>Punts</b>	8, 3x, Last: at Michigan (11/3)	0, Kent State (9/15)
<b>Punting Avg.</b>	48.7, at Rutgers (11/17)	34.8, Iowa (10/26)
<b>Long Punt</b>	74, at Michigan (11/3)	52, Twice, Last: Michigan State (10/13)
<b>Punts Inside 20</b>	4, at Pittsburgh (9/8)	0, Iowa (10/27)
<b>Long Punt Return</b>	39, at Pittsburgh (9/8)	1, at Michigan (11/3)
<b>Long Kick Return</b>	94, at Indiana (10/20)	10, Twice, Last: at Rutgers (11/17)

## OPPONENT TEAM

	Highs	Lows
<b>Rushes</b>	55, Rutgers (11/17)	36, Michigan State (10/13)
<b>Yards Rushing</b>	259, Michigan (11/3)	41, Kent State (9/15)
<b>Yards Per Rush</b>	5.6, Wisconsin (11/10)	1.1, Kent State (9/15)
<b>TD Rushes</b>	3, Twice, Last: Michigan (11/3)	0, Twice, Last: Iowa (10/27)
<b>Pass Attempts</b>	55, Indiana (10/20)	16, Rutgers (11/17)
<b>Pass Completions</b>	35, Indiana (10/20)	5, Rutgers (11/17)
<b>Yards Passing</b>	330, Indiana (10/20)	46, Rutgers (11/17)
<b>Yards Per Pass</b>	9.4, Indiana (10/20)	3.1, Pittsburgh (9/8)
<b>TD Passes</b>	3, Ohio State (9/29)	0, Twice, Last: Wisconsin (11/10)
<b>Total Plays</b>	100, Indiana (10/20)	57, Wisconsin (11/10)
<b>Total Offense</b>	554, Indiana (10/20)	221, Kent State (9/15)
<b>Yards Per Play</b>	5.9, App State (9/1)	2.9, Kent State (9/15)
<b>Points</b>	42, Michigan (11/3)	6, Pittsburgh (9/8)
<b>Sacks By</b>	5, Michigan (11/3)	0, Rutgers (11/17)
<b>First Downs</b>	32, Indiana (10/20)	12, Wisconsin (11/10)
<b>Penalties</b>	14, Pittsburgh (9/8)	3, Michigan State (10/13)
<b>Penalty Yards</b>	116, Pittsburgh (9/8)	20, Michigan State (10/13)
<b>Turnovers</b>	4, Wisconsin (11/10)	0, Twice, Last: Michigan (11/3)
<b>Interceptions By</b>	2, Michigan (11/3)	0, 5x, Last: Wisconsin (11/10)
<b>Punts</b>	11, Kent State (9/15)	3, Michigan (11/3)
<b>Punting Avg.</b>	47.9, Ohio State (9/29)	33.7, Pittsburgh (9/8)
<b>Long Punt</b>	64, Rutgers (11/17)	41, Iowa (10/27)
<b>Punts Inside 20</b>	3, 3x, Last: Iowa (10/27)	0, Pittsburgh (9/8)
<b>Long Punt Return</b>	28, Michigan (11/3)	-2, Ohio State (9/29)
<b>Long Kick Return</b>	100, App State (9/1)	12, Pittsburgh (9/8)

THE LAST TIME...

PENN STATE

100+ Yards Rushing:	159, Miles Sanders vs. Wisconsin, 2018
150+ Yards Rushing:	159, Miles Sanders vs. Wisconsin, 2018
200+ Yards Rushing:	200, Miles Sanders at Illinois, 2018
300+ Yards Rushing:	327, Larry Johnson at Indiana, 2002
30-34 Rushing Attempts:	33, Saquon Barkley at Indiana, 2016
35+ Rushing Attempts:	35, Zach Zwinak vs. Nebraska, 2013
Three Touchdowns Rushing:	Miles Sanders at Illinois, 2018
Four Touchdowns Rushing:	Saquon Barkley at Pittsburgh, 2016
Five Touchdowns Rushing:	Ki-Jana Carter vs. Michigan State, 1994
60+ Yard Run:	78, Miles Sanders vs. Michigan State, 2018
70+ Yard Run:	78, Miles Sanders vs. Michigan State, 2018
80+ Yard Run:	92, Saquon Barkley vs. Washington, 2017 @
90+ Yard Run:	92, Saquon Barkley vs. Washington, 2017 @
Two Players Rush For 100 Yards:	Saquon Barkley (195) & Akeel Lynch (120) vs. Rutgers, 2015
Four Rushing TD in One Quarter:	vs. UMass, 2014 (2nd; Belton [2], Zwinak [2])
300+ Yards Passing:	342, Trace McSorley vs. Washington, 2017 @
350+ Yards Passing:	381, Trace McSorley at Michigan State, 2017
400+ Yards Passing:	454, Christian Hackenberg vs. UCF, 2014 #
20-24 Pass Completions:	20, Trace McSorley vs. Appalachian State, 2018
25-29 Pass Completions:	26, Trace McSorley at Michigan State, 2017
30-34 Pass Completions:	32, Trace McSorley vs. Washington, 2017 @
35+ Pass Completions:	35, Matt McGloin vs. Northwestern, 2012
30-39 Pass Attempts:	37, Trace McSorley at Rutgers, 2018
40-49 Pass Attempts:	41, Trace McSorley vs. Washington, 2017@
50+ Pass Attempts:	50, Christian Hackenberg vs. Boston College, 2014 %
Four Touchdown Passes:	Trace McSorley vs. Georgia State, 2017
Five Touchdown Passes:	Rashard Casey vs. Louisiana Tech, 2000
Four Interceptions Thrown:	Zack Mills at Boston College, 2004
300+ Yards Total Offense:	327, Trace McSorley at Indiana, 2018
350+ Yards Total Offense:	461, Trace McSorley vs. Ohio State, 2018
400+ Yards Total Offense:	461, Trace McSorley vs. Ohio State, 2018
100+ Yards Receiving:	138, KJ Hamler vs. Ohio State, 2018
150+ Yards Receiving:	187, Chris Godwin vs. USC, 2016 ^
200+ Yards Receiving:	216, Deon Butler vs. Northwestern, 2006
Two Players w/ 100 Yards Receiving:	DaeSean Hamilton (112) & DeAndre Thompkins (102) at Michigan State, 2017
Two Players w/ 150 Yards Receiving:	Geno Lewis (173) & DaeSean Hamilton (165) vs. UCF, 2014 #
Back-to-Back 100 Yards Receiving Games:	Chris Godwin, 2015 (103 at Ohio State; 135 vs. Maryland)
Three Straight 100-Yard Receiving Games:	Allen Robinson, 2013 (133 vs. Syracuse; 129 vs. Eastern Michigan; 143 vs. UCF)
10+ Receptions:	12, Saquon Barkley at Iowa, 2017
50+ Yard Reception:	59, Juwan Johnson from Trace McSorley at Indiana, 2018
60+ Yard Reception:	93, KJ Hamler from Trace McSorley vs. Ohio State, 2018
70+ Yard Reception:	93, KJ Hamler from Trace McSorley vs. Ohio State, 2018
80+ Yard Reception:	93, KJ Hamler from Trace McSorley vs. Ohio State, 2018
Three Touchdowns Receiving:	DaeSean Hamilton vs. Indiana, 2017
Four Touchdowns Receiving:	Bobby Engram vs. Minnesota, 1993
150+ All-Purpose Yards:	168 (159 Rush, 9 Rec), Miles Sanders vs. Wisconsin, 2018
200+ All-Purpose Yards:	200 (200 Rush), Miles Sanders at Illinois, 2018
250+ All-Purpose Yards:	358 (211 Rush, 94 Rec, 53 KR), Saquon Barkley at Iowa, 2017 (SR)
300+ All-Purpose Yards:	358 (211 Rush, 94 Rec, 53 KR), Saquon Barkley at Iowa, 2017 (SR)
Five Touchdowns Scored:	5 (4 rushing, 1 receiving), Saquon Barkley at Pittsburgh, 2016
Kickoff Return For Touchdown:	97, Saquon Barkley at Ohio State, 2017
Rushing, Receiving & Kickoff Return TD in a game:	Derrick Williams vs. Illinois, 2008
100-Yard Kickoff Return:	100, Chaz Powell vs. Youngstown State, 2010
Punt Return For Touchdown:	39, DeAndre Thompkins at Pittsburgh, 2018
80-Yard Punt Return:	81, Bryant Johnson vs. Michigan State, 2002
Zero Punts in a Game:	Purdue, 2013
Multiple Interceptions:	2, Trevor Williams at Rutgers, 2014
90-Yard Interception Return:	99, Michael Mauti at Illinois, 2012
Interception Return For Touchdown:	30, Amani Oruwariye vs. Kent State, 2016
Five Interceptions in a Game (Team):	at Rutgers, 2014
Fumble Return For Touchdown (Defense):	9 yards, Torrence Brown at Indiana, 2016 (forced by Brandon Bell)
Fumble Return For Touchdown (Special Teams):	14 yards, Nick Scott vs. Indiana, 2017 (forced by Irvin Charles)
Blocked Field Goal:	Nick Scott at Michigan, 2018
Blocked Field Goal For Touchdown:	60 yards, Grant Haley vs. Ohio State, 2016 (Marcus Allen block)
Blocked Extra Point:	Parker Cothren at Northwestern, 2015
Blocked Punt:	Juwan Johnson at Rutgers, 2016
Blocked Punt For Touchdown:	0 yards, Michael Yancich vs. Ohio State, 2012 (Mike Hull block)
Safety:	Team (holding in the end zone) at Pittsburgh, 2018
Two-Point Conversion Attempt:	Mac Hippenhammer (Rush, Failed) vs. Ohio State, 2018
50-Yard Field Goal:	50, Sam Ficken vs. Temple, 2014
Four Field Goals:	Tyler Davis at Rutgers, 2016
Five Field Goals:	Collin Wagner vs. Temple, 2010

OPPONENT

100+ Yards Rushing:	102, Raheem Blackshear, Rutgers, 2018
150+ Yards Rushing:	185, Jonathan Taylor, Wisconsin, 2018
200+ Yards Rushing:	203, BenJarvus Green-Ellis, Indiana, 2003
30-34 Rushing Attempts:	30, Jeremy Langford, Michigan State, 2014
35+ Rushing Attempts:	44, Mike Hart, Michigan, 2007 (OR)
Three Touchdowns Rushing:	Trevor Siemian, Northwestern, 2014
Four Touchdowns Rushing:	Montee Ball, Wisconsin, 2011
50+ Yard Run:	71, Jonathan Taylor, Wisconsin, 2018
60+ Yard Run:	71, Jonathan Taylor, Wisconsin, 2018
70+ Yard Run:	71, Jonathan Taylor, Wisconsin, 2018
Two Players Rush For 100 Yards:	Rodney Smith (104) & Shannon Brooks (100), Minnesota, 2016
300+ Yards Passing:	399, Tanner Lee, Nebraska, 2017
400+ Yards Passing:	400, Brian Lewerke, Michigan State, 2017
500+ Yards Passing:	532, Case Keenum, Houston, 2011 (OR) *
25-29 Pass Completions:	26, Peyton Ramsey, Indiana, 2018
30-44 Pass Completions:	33, Brian Lewerke, Michigan State, 2017
45+ Pass Completions:	45, Case Keenum, Houston, 2011 (OR) *
30-39 Pass Attempts:	36, Peyton Ramsey, Indiana, 2018
40-49 Pass Attempts:	49, Nate Stanley, Iowa, 2018
50+ Pass Attempts:	52, Brian Lewerke, Michigan State, 2018
60+ Pass Attempts:	61, Brian Hoyer, Michigan State, 2006
Four Touchdown Passes:	J.T. Barrett, Ohio State, 2017
Five Touchdown Passes:	Sam Darnold, USC, 2016 ^
Four Interceptions Thrown:	P.J. Walker, Temple, 2014
Five Interceptions Thrown:	Gary Nova, Rutgers, 2014
300+ Yards Total Offense:	313 (270 P, 43 R), Zac Thomas, Appalachian State, 2018
400+ Yards Total Offense:	425 (400 P, 25 R), Brian Lewerke, Michigan State, 2017
500+ Yards Total Offense:	542 (532 P, 10 R), Case Keenum, Houston, 2011 (OR) *
100+ Yards Receiving:	100, Felton Davis, Michigan State, 2018
150+ Yards Receiving:	185, Stanley Morgan, Nebraska, 2017
200+ Yards Receiving:	228, Patrick Edwards, Houston, 2011 *
10+ Receptions:	12, Felton Davis, Michigan State, 2017
50+ Yard Reception:	52, Will Dissly, Washington @
70+ Yard Reception:	70, Akrum Wadley from Nate Stanley, Iowa, 2017
80+ Yard Reception:	80, Dominique Barnes from Kurt Hess, Youngstown State, 2010
90+ Yard Reception:	99, Thomas Lewis from John Paci, Indiana, 1993
Three Touchdown Receptions:	Deonta Burnett, USC, 2016 ^
Kickoff Return For Touchdown:	100, Darrynton Evans, Appalachian State, 2018
90-Yard Kickoff Return:	100, Darrynton Evans, Appalachian State, 2018
100-Yard Kickoff Return:	100, Darrynton Evans, Appalachian State, 2018
Punt Return For Touchdown:	75, Venric Mark, Northwestern, 2012
70-Yard Punt Return:	75, Venric Mark, Northwestern, 2012
80-Yard Punt Return:	87, Willie Reid, Florida State, 2005 !
Multiple Interceptions:	2, David Dowell, Michigan State, 2017
Interception Return For Touchdown:	62, Brandon Watson, Michigan, 2018
Fumble Return For Touchdown:	12, Ryan Connelly, Wisconsin, 2016 &
Blocked Punt:	Dominique Dafney, Iowa, 2018
Blocked Punt For Touchdown:	27, Larentee McCray, Florida, 2011 \$
Blocked Field Goal:	Isaiahh Loudermilk, Wisconsin, 2018
Blocked Extra Point:	Brandon Wilson, Indiana, 2018
Safety:	2, Team (blocked punt, snap out of the end zone on punt), Iowa, 2018
Two Safeties:	Team (blocked punt, snap out of the end zone on punt), Iowa, 2018
Defensive Extra Point:	99, D.J. Johnson, Iowa, 2002
50-Yard Field Goal:	50, Derek Dimke, Illinois, 2010
Four Field Goals:	Michael Geiger, Michigan State, 2016

& - Big Ten Championship Game | # - Croke Park Classic (Dublin, Ireland) | ! - Orange Bowl  
 \$ - Outback Bowl | ^ - Rose Bowl | \* - TicketCity Bowl | % - Pinstripe Bowl | @ - PlayStation Fiesta Bowl

(SR) - School Record | (OR) - Opponent Record



## OFFENSIVE STARTERS

OPPONENT	LT	LG	C	RG	RT	TE	QB	RB	WR (X)	WR (H)	WR (Z)
APPALACHIAN STATE	Bates	Gonzalez	Menet	McGovern	Wright	Holland	McSorley	Sanders	Johnson, Ju.	Hamler	Thompkins
at Pittsburgh	Bates	Gonzalez	Menet	McGovern	Fries	Holland	McSorley	Sanders	Johnson, Ju.	Hamler	Polk
KENT STATE	Bates	Gonzalez	Menet	McGovern	Fries	Holland	McSorley	Sanders	Johnson, Ju.	Hamler	Polk
at Illinois	Bates	Gonzalez	Menet	McGovern	Fries	Holland	McSorley	Sanders	Johnson, Ju.	Hamler	Polk
OHIO STATE	Bates	Gonzalez	Menet	McGovern	Fries	Freiermuth	McSorley	Sanders	Johnson, Ju.	Hamler	Polk
MICHIGAN STATE	Bates	Gonzalez	Menet	McGovern	Fries	Freiermuth	McSorley	Sanders	Johnson, Ju.	Hamler	Polk
at Indiana	Bates	Gonzalez	Menet	McGovern	Fries	Freiermuth	McSorley	Sanders	Johnson, Ju.	Hamler	Polk
IOWA	Bates	Gonzalez	Menet	McGovern	Fries	Freiermuth	McSorley	Sanders	Thompkins	Hamler	Polk
at Michigan	Bates	Gonzalez	Menet	McGovern	Wright	Freiermuth	McSorley	Sanders	Thompkins	Hamler	Hippenhammer
WISCONSIN	Fries	Gonzalez	Menet	McGovern	Bates	Freiermuth	McSorley	Sanders	Thompkins	Hamler	Dotson
at Rutgers	Fries	Gonzalez	Menet	McGovern	Bates	Freiermuth	McSorley	Sanders	Sullivan-Brown	Hamler	Dotson
MARYLAND											

## DEFENSIVE STARTERS

OPPONENT	DE	DT	DT	DE	SLB	MLB	WLB	CB	FS	SS	CB
APPALACHIAN STATE	Miller, S.	Windsor	Hansard	Gross-Matos	Brown, C.	Johnson, Ja.	Farmer	Oruwariye	Scott	Taylor	Reid
at Pittsburgh	Miller, S.	Windsor	Givens	Gross-Matos	Brown, C.	Johnson, Ja.	Farmer	Oruwariye	Scott	Taylor	Castro-Fields
KENT STATE	Miller, S.	Windsor	Givens	Gross-Matos	Brown, C.	Johnson, Ja.	Farmer	Oruwariye	Scott	Taylor	Castro-Fields
at Illinois	Miller, S.	Windsor	Givens	Gross-Matos	Brown, C.	Johnson, Ja.	Farmer	Oruwariye	Scott	Taylor	Reid
OHIO STATE	Miller, S.	Windsor	Givens	Gross-Matos	Brown, C.	Johnson, Ja.	Farmer	Oruwariye	Scott	Taylor	Reid
MICHIGAN STATE	Miller, S.	Windsor	Givens	Gross-Matos	Brown, C.	Johnson, Ja.	Farmer	Oruwariye	Scott	Taylor	Reid
at Indiana	Miller, S.	Windsor	Givens	Gross-Matos	Brown, C.	Johnson, Ja.	Farmer	Oruwariye	Scott	Taylor	Reid
IOWA	Miller, S.	Windsor	Givens	Gross-Matos	Brown, C.	Johnson, Ja.	Farmer	Oruwariye	Scott	Sutherland	Reid
at Michigan	Miller, S.	Windsor	Givens	Gross-Matos	Brown, C.	Johnson, Ja.	Farmer	Oruwariye	Scott	Taylor	Reid
WISCONSIN	Miller, S.	Windsor	Givens	Gross-Matos	Brown, C.	Johnson, Ja.	Farmer	Oruwariye	Scott	Taylor	Reid
at Rutgers	Miller, S.	Windsor	Givens	Gross-Matos	Farmer	Johnson, Ja.	Parsons	Oruwariye	Scott	Taylor	Reid
MARYLAND											

## CAREER STARTS

Player	'15	'16	'17	'18	Total	Player	'15	'16	'17	'18	Total
McSorley, Trace (QB)	-	14	13	11	38	Hamler, KJ (WR)	-	-	-	11	11
Bates, Ryan (OL)	-	14	8	11	33	Johnson, Jan (LB)	-	-	-	11	11
McGovern, Connor (OL)	-	9	13	11	33	Menet, Michal (OL)	-	-	-	11	11
Gonzalez, Steven (OL)	-	3	13	11	27	Oruwariye, Amani (CB)	-	-	-	11	11
Farmer, Koa (LB)	-	2	13	11	26	Polk, Brandon (WR)	3	-	-	7	10
Reid, John (CB)	2	14	-	9	25	Taylor, Garrett (S)	-	-	-	10	10
Miller, Shareef (DE)	-	-	12	11	23	Freiermuth, Pat (TE)	-	-	-	7	7
Johnson, Juwan (WR)	-	1	13	7	21	Holland, Jonathan (TE)	-	-	-	4	4
Givens, Kevin (DT)	-	6	5	10	21	Cooper, Jake (LB)	1	2	-	-	3
Thompkins, DeAndre (WR)	-	7	8	4	19	Castro-Fields, Tariq (CB)	-	-	-	2	2
Fries, Will (OL)	-	-	9	9	18	Dotson, Jahan (WR)	-	-	-	2	2
Wright, Chasz (OL)	-	5	9	2	16	Allen, Mark (RB)	1	-	-	-	1
Scott, Nick (S)	1	-	1	11	13	Hansard, Fred (DT)	-	-	-	1	1
Brown, Cam (LB)	-	2	-	10	12	Hippenhammer, Mac (WR)	-	-	-	1	1
Sanders, Miles (RB)	-	-	1	11	12	Parsons, Micah (LB)	-	-	-	1	1
Windsor, Robert (DT)	-	1	-	11	12	Sullivan-Brown, Cam (WR)	-	-	-	1	1
Gross-Matos, Yetur (DE)	-	-	-	11	11	Sutherland, Jonathan (S)	-	-	-	1	1

**PARTICIPATION CHART**

	GP/GS	App	at Pitt	KSU	at ILL	OSU	MSU	at IND	IOWA	at MICH	WIS	at RU	UMD
8 Allen, Mark	3/0	P	P	P	INJ	INJ	INJ	INJ	INJ	INJ	INJ	INJ	INJ
90 Barber, Damion	2/0	-	-	P	P	-	-	-	-	-	-	-	-
52 Bates, Ryan	11/11	ST	ST	ST	ST	ST	ST	ST	ST	ST	ST	ST	ST
83 Bowers, Nick	8/0	-	-	-	P	P	P	P	P	P	P	P	P
13 Brooks, Ellis	11/0	P	P	P	P	P	P	P	P	P	P	P	P
6 Brown, Cam	11/11	ST	ST	ST	ST	ST	ST	ST	ST	ST	ST	ST	P
32 Brown, Journey	7/0	-	-	P	P	-	-	P	P	P	P	P	P
25 Butler, Jabari	8/0	P	P	P	P	P	P	P	P	-	-	-	-
5 Castro-Fields, Tariq	11/2	P	ST	ST	P	P	P	P	P	P	P	P	P
90 Checa, Rafael	10/0	P	P	P	P	P	P	P	P	-	P	P	P
88 Chisena, Dan	1/0	-	-	-	-	P	-	-	-	-	-	-	-
50 Chizmar, Max	1/0	-	-	P	-	-	-	-	-	-	-	-	-
14 Clifford, Sean	3/0	-	P	P	P	-	-	-	-	-	-	-	-
33 Cooper, Jake	4/0	-	P	P	P	-	-	-	-	-	P	-	-
80 Dalton, Danny	3/0	P	P	-	-	-	-	-	-	-	-	P	-
41 Darien, Dae'Lun	7/0	-	P	P	P	-	-	-	P	P	P	P	P
39 Di Leo, Frank	2/0	-	-	P	P	-	-	-	-	-	-	-	-
5 Dotson, Jahan	6/2	-	-	P	-	-	-	P	P	P	ST	ST	ST
25 Faison-Walden, Brelin	1/0	-	-	P	-	-	-	-	-	-	-	-	-
7 Farmer, Koa	11/11	ST	ST	ST	ST	ST	ST	ST	ST	ST	ST	ST	ST
87 Friermuth, Pat	11/7	P	P	P	P	ST	ST	ST	ST	ST	ST	ST	ST
71 Fries, Will	11/9	P	ST	ST	ST	ST	ST	ST	ST	P	ST	ST	ST
51 Gellerstedt, Alex	1/0	-	-	-	-	-	-	-	-	P	-	-	-
86 George, Daniel	2/0	-	-	P	-	-	-	P	-	-	-	-	-
93 Gillikin, Blake	11/0	P	P	P	P	P	P	P	P	P	P	P	P
30 Givens, Kevin	10/10	-	ST	ST	ST	ST	ST	ST	ST	ST	ST	ST	ST
74 Gonzalez, Steven	11/11	ST	ST	ST	ST	ST	ST	ST	ST	ST	ST	ST	ST
19 Gordon, Trent	2/0	-	-	-	-	-	-	-	-	-	-	-	P
99 Gross-Matos, Yetur	11/11	ST	ST	ST	ST	ST	ST	ST	ST	ST	ST	ST	ST
1 Hamler, KJ	11/11	ST	ST	ST	ST	ST	ST	ST	ST	ST	ST	ST	ST
53 Hansard, Fred	6/1	ST	P	P	P	P	P	INJ	INJ	INJ	INJ	INJ	INJ
37 Hartlaub, Drew	8/0	-	-	-	P	P	P	P	P	P	P	P	P
12 Hippenhammer, Mac	11/1	P	P	P	P	P	P	P	P	ST	P	P	P
18 Holland, Jonathan	9/4	ST	ST	ST	ST	-	-	P	P	P	P	P	P
75 Holmes, Des	5/0	-	P	P	P	-	P	-	-	-	P	-	-
2 Johnson, Donovan	10/0	P	P	P	P	-	P	P	P	P	P	P	P
36 Johnson, Jan	11/11	ST	ST	ST	ST	ST	ST	ST	ST	ST	ST	ST	ST
84 Johnson, Juwan	8/7	ST	ST	ST	ST	ST	ST	ST	P	-	-	-	-
42 Jordan, Ellison	3/0	P	P	P	-	-	-	-	-	-	-	-	-
49 Joseph, Daniel	11/0	P	P	P	P	P	P	P	P	P	P	P	P
82 Kuntz, Zack	1/0	-	-	P	-	-	-	-	-	-	-	-	-
40 Luketa, Jesse	11/0	P	P	P	P	P	P	P	P	P	P	P	P
85 Lutz, Isaac	10/0	-	P	P	P	P	P	P	P	P	P	P	P
66 McGovern, Connor	11/11	ST	ST	ST	ST	ST	ST	ST	ST	ST	ST	ST	ST
14 McPhearson, Zech	11/0	P	P	P	P	P	P	P	P	P	P	P	P
9 McSorley, Trace	11/11	ST	ST	ST	ST	ST	ST	ST	ST	ST	ST	ST	ST
62 Menet, Michal	11/11	ST	ST	ST	ST	ST	ST	ST	ST	ST	ST	ST	ST
9 Miller, Jarvis	10/0	P	P	P	P	P	P	P	P	P	P	-	-
48 Miller, Shareef	11/11	ST	ST	ST	ST	ST	ST	ST	ST	ST	ST	ST	ST
73 Miranda, Mike	11/0	P	P	P	P	P	P	P	P	P	P	P	P
23 Monroe, Ayron	11/0	P	P	P	P	P	P	P	P	P	P	P	P
93 Mustipher, PJ	10/0	P	P	P	P	-	P	P	P	P	P	P	P
21 Oruwariye, Amani	11/11	ST	ST	ST	ST	ST	ST	ST	ST	ST	ST	ST	ST
28 Oweh, Jayson	3/0	-	-	P	P	-	-	-	-	-	-	-	P
11 Parsons, Micah	11/1	P	P	P	P	P	P	P	P	P	P	ST	ST
16 Petrishen, John	11/0	P	P	P	P	P	P	P	P	P	P	P	P
92 Pinegar, Jake	11/0	P	P	P	P	P	P	P	P	P	P	P	P
10 Polk, Brandon	10/7	P	ST	ST	ST	ST	ST	ST	ST	P	-	-	P
58 Presta, Evan	1/0	-	-	P	-	-	-	-	-	-	-	-	-
29 Reid, John	9/9	ST	-	-	ST	ST	ST	ST	ST	ST	ST	ST	ST
24 Sanders, Miles	11/11	ST	ST	ST	ST	ST	ST	ST	ST	ST	ST	ST	ST
4 Scott, Nick	11/11	ST	ST	ST	ST	ST	ST	ST	ST	ST	ST	ST	ST
55 Shelton, Antonio	11/0	P	P	P	P	P	P	P	P	P	P	P	P
6 Shorter, Justin	3/0	-	-	P	-	-	-	-	-	-	P	-	P
79 Shuman, Charlie	1/0	-	-	P	-	-	-	-	-	-	-	-	-
64 Simpson, Zach	11/0	P	P	P	P	P	P	P	P	P	P	P	P
4 Slade, Ricky	7/0	P	P	P	P	-	P	-	-	-	P	-	P
2 Stevens, Tommy	6/0	-	-	-	-	-	-	P	P	P	P	P	P
81 Sullivan-Brown, Cam	11/1	P	P	P	P	P	P	P	P	P	P	ST	ST
26 Sutherland, Jonathan	11/0	P	P	P	P	P	P	P	ST	P	P	P	P
46 Tarburton, Nick	2/0	P	P	-	-	-	-	-	-	-	-	-	-
17 Taylor, Garrett	11/10	ST	ST	ST	ST	ST	ST	ST	P	ST	ST	ST	ST
20 Thomas, Johnathan	11/0	P	P	P	P	P	P	P	P	P	P	P	P
3 Thompkins, DeAndre	11/4	ST	P	P	P	P	P	P	ST	ST	ST	ST	ST
69 Thorpe, C.J.	11/0	P	P	P	P	P	P	P	P	P	P	P	P
99 Tobin, Justin	1/0	-	-	-	-	-	-	-	-	-	P	-	-
18 Toney, Shaka	11/0	P	P	P	P	P	P	P	P	P	P	P	P
96 Vasey, Kyle	11/0	P	P	P	P	P	P	P	P	P	P	P	P
50 Vranic, Jason	1/0	-	-	P	-	-	-	-	-	-	-	-	-
38 Wade, Lamont	11/0	P	P	P	P	P	P	P	P	P	P	P	P
53 Walker, Rasheed	2/0	-	-	P	-	-	-	-	-	-	-	-	P
54 Windsor, Robert	11/11	ST	ST	ST	ST	ST	ST	ST	ST	ST	ST	ST	ST
77 Wright, Chasz	11/2	ST	P	P	P	P	P	P	P	ST	P	P	P

2018 RESULTS & STATISTICS

Date	PSU Rank	Opponent (Rank)	Score	Attendance	Big Ten	Overall
Sept. 1	10/9	APP STATE (-/RV)	W, 45-38 (OT)	105,232	--	1-0
Sept. 8	13/10	at Pittsburgh	W, 51-6	68,400	--	2-0
Sept. 15	11/10	KENT STATE	W, 63-10	106,528	--	3-0
Sept. 21	10/9	at Illinois*	W, 63-24	34,704	1-0	4-0
Sept. 29	9/9	OHIO STATE* (4/4)	L, 26-27	110,889	1-1	4-1
Oct. 13	8/8	MICHIGAN STATE* (-/RV)	L, 17-21	106,685	1-2	4-2
Oct. 20	18/16	at Indiana*	W, 33-28	41,553	2-2	5-2
Oct. 27	17/16	IOWA* (18/18)	W, 30-24	105,244	3-2	6-2
Nov. 3	14/13/14	at Michigan* (5/5/5)	L, 7-42	111,747	3-3	6-3
Nov. 10	21/20/20	WISCONSIN* (RV/RV/-)	W, 22-10	105,396	4-3	7-3
Nov. 17	16/15/14	at Rutgers*	W, 20-7	44,840	5-3	8-3
Nov. 24		MARYLAND*				

(\*) Big Ten Conference game; Rankings - AP/Coaches/CFP

TEAM STATISTICS	Penn State	Opponent
<b>SCORING</b>	377	237
Points Per Game	34.3	21.5
Points Off Turnovers	65	41
<b>FIRST DOWNS</b>	229	231
Rushing	109	108
Passing	96	102
Penalty	24	21
<b>RUSHING YARDAGE</b>	2193	1947
Yards Gained Rushing	2495	2343
Yards Lost Rushing	302	396
Rushing Attempts	436	471
Average Per Rush	5.0	4.1
Average Per Game	199.4	177.0
TDs Rushing	29	14
<b>PASSING YARDAGE</b>	2334	2053
Comp-Att-Int	174-320-7	200-378-13
Average Per Pass	7.3	5.4
Average Per Reception	13.4	10.3
Average Per Game	212.2	186.6
TDs Passing	18	14
<b>TOTAL OFFENSE</b>	4527	4000
Total Plays	756	849
Average Per Play	6.0	4.7
Average Per Game	411.5	363.6
KICK RETURNS: #-Yards	24-615	22-501
PUNT RETURNS: #-Yards	31-269	19-131
INT RETURNS: #-Yards	13-170	7-128
KICK RETURN AVERAGE	25.6	22.8
PUNT RETURN AVERAGE	8.7	6.9
INT RETURN AVERAGE	13.1	18.3
FUMBLES-LOST	21-11	22-7
PENALTIES-Yards	55-504	87-782
Average Per Game	45.8	71.1
PUNTS-Yards	58-2469	72-2945
Average Per Punt	42.6	40.9
Net Punt Average	37.2	36.1
KICKOFFS-Yards	72-4259	46-2771
Average Per Kick	59.2	60.2
Net Kick Average	40.0	36.0
TIME OF POSSESSION/GAME	27:35	32:25
3RD-DOWN CONVERSIONS	58/154 (38%)	63/182 (35%)
4TH-DOWN CONVERSIONS	8/15 (53%)	11/26 (42%)
SACKS BY-Yards	38-263	24-155
MISC YARDS	9	6
TOUCHDOWNS SCORED	48	31
FIELD GOALS-ATTEMPTS	14-20	6-12
ON-SIDE KICKS	1-1	2-2
RED-ZONE SCORES	(42-46) 91%	(22-30) 73%
RED-ZONE TOUCHDOWNS	(34-46) 74%	(19-30) 63%
PAT-ATTEMPTS	(45-47) 96%	(29-29) 100%
ATTENDANCE	639,974	301,244

SCORE BY QUARTERS	1	2	3	4	OT	Total	Avg./G
Penn State	79	84	80	127	7	377	34.3
Opponents	70	39	45	83	0	237	21.5

PASSING	G	Rating	C-A-I	Pct.	Yards	TD	LP	Avg./G
McSorley, Trace	11	121.91	163-306-6	53.3	2054	15	93	186.7
Clifford, Sean	3	559.60	5-5-0	100.0	195	2	95	65.0
Stevens, Tommy	6	160.44	6-9-1	66.6	85	1	23	14.2
<b>Penn State</b>	<b>11</b>	<b>129.83</b>	<b>174-320-7</b>	<b>54.4</b>	<b>2334</b>	<b>18</b>	<b>95</b>	<b>212.2</b>
<b>Opponents</b>	<b>11</b>	<b>103.88</b>	<b>200-378-13</b>	<b>52.9</b>	<b>2053</b>	<b>14</b>	<b>47</b>	<b>186.6</b>

Statistician's Note: Passing rating formula:  $[(8.4 \times \text{yards}) + (330 \times \text{touchdowns}) - (200 \times \text{interceptions}) + (100 \times \text{completions})] / \text{attempts}$ .

RUSHING	G	Att.	Yards	Avg./Att.	TD	LG	Avg./G
Sanders, Miles	11	193	1095	5.7	9	78	99.5
McSorley, Trace	11	140	659	4.7	9	51	59.9
Slade, Ricky	7	30	166	5.5	4	61	23.7
Allen, Mark	3	24	99	4.1	2	19	33.0
Thomas, Johnathan	11	4	85	21.2	1	69	7.7
Stevens, Tommy	6	25	83	3.3	2	10	13.8
Hamler, KJ	11	3	33	11.0	1	32	3.0
Brown, Journey	7	4	23	5.8	1	6	3.3
Shorter, Justin	3	1	9	9.0	0	9	3.0
Clifford, Sean	3	4	1	0.2	0	6	0.3
Gillikin, Blake	11	1	-10	-10.0	0	-10	-0.9
TEAM	7	7	-50	-7.1	0	0	-7.1
<b>Penn State</b>	<b>11</b>	<b>436</b>	<b>2193</b>	<b>5.0</b>	<b>29</b>	<b>78</b>	<b>199.4</b>
<b>Opponents</b>	<b>11</b>	<b>471</b>	<b>1947</b>	<b>4.1</b>	<b>14</b>	<b>71</b>	<b>177.0</b>

RECEIVING	G	No.	Yards	Avg./Rec.	TD	LG	Avg./G
Hamler, KJ	11	38	623	16.4	5	93	56.6
Freiermuth, Pat	11	22	303	13.8	6	27	27.5
Sanders, Miles	11	22	132	6.0	0	29	12.0
Johnson, Juwan	8	21	293	14.0	1	59	36.6
Thompkins, DeAndre	11	18	219	12.2	2	40	19.9
Dotson, Jahan	6	11	157	14.3	0	35	26.2
Polk, Brandon	10	9	162	18.0	2	41	18.0
Holland, Jonathan	9	7	114	16.3	0	29	12.7
Hippenhammer, Mac	11	6	103	17.2	1	44	9.4
Sullivan-Brown, Cam	11	4	49	12.2	0	22	4.5
Allen, Mark	3	4	25	6.2	0	9	8.3
Dalton, Danny	3	3	19	6.3	0	9	6.3
Bowers, Nick	8	3	18	6.0	0	9	2.2
Stevens, Tommy	6	2	2	1.0	0	2	0.3
George, Daniel	2	1	95	95.0	1	95	47.5
Brown, Journey	7	1	9	9.0	0	9	1.3
Kuntz, Zack	1	1	8	8.0	0	8	8.0
Shorter, Justin	3	1	3	3.0	0	3	1.0
<b>Penn State</b>	<b>11</b>	<b>174</b>	<b>2334</b>	<b>13.4</b>	<b>18</b>	<b>95</b>	<b>212.1</b>
<b>Opponents</b>	<b>11</b>	<b>200</b>	<b>2053</b>	<b>10.3</b>	<b>14</b>	<b>47</b>	<b>186.6</b>

TOTAL OFFENSE	G	Plays	Rushing	Passing	Total	Avg./G
McSorley, Trace	11	446	659	2054	2713	246.6
Sanders, Miles	11	193	1095	0	1095	99.6
Clifford, Sean	3	9	1	195	196	65.3
Stevens, Tommy	6	34	83	85	168	28.0
Slade, Ricky	7	30	166	0	166	23.7
Allen, Mark	3	24	99	0	99	33.0
Thomas, Johnathan	11	4	85	0	85	7.7
Hamler, KJ	11	3	33	0	33	3.0
Brown, Journey	7	4	23	0	23	3.3
Shorter, Justin	3	1	9	0	9	3.0
Gillikin, Blake	11	1	-10	0	-10	-0.9
TEAM	7	7	-50	0	-50	-7.1
<b>Penn State</b>	<b>11</b>	<b>756</b>	<b>2193</b>	<b>2334</b>	<b>4527</b>	<b>411.5</b>
<b>Opponents</b>	<b>11</b>	<b>849</b>	<b>1947</b>	<b>2053</b>	<b>4000</b>	<b>363.6</b>

KICKOFF RETURNS	No.	Yards	Avg./Ret.	TD	LG
Hamler, KJ	19	494	26.0	0	67
Thomas, Johnathan	2	114	57.0	0	94
Thorpe, C.J.	1	10	10.0	0	10
Scott, Nick	1	0	0.0	0	0
Farmer, Koa	1	-3	-3.0	0	-3
<b>Penn State</b>	<b>24</b>	<b>615</b>	<b>25.6</b>	<b>0</b>	<b>94</b>
<b>Opponents</b>	<b>22</b>	<b>501</b>	<b>22.8</b>	<b>1</b>	<b>100</b>

PUNT RETURNS	No.	Yards	Avg./Ret.	TD	LG
Thompkins, DeAndre	18	176	9.8	1	39
Hamler, KJ	12	95	7.9	0	33
Dotson, Jahan	1	-2	-2.0	0	-2
<b>Penn State</b>	<b>31</b>	<b>269</b>	<b>8.7</b>	<b>1</b>	<b>39</b>
<b>Opponents</b>	<b>19</b>	<b>131</b>	<b>6.9</b>	<b>0</b>	<b>28</b>

# 76 2018 PENN STATE FOOTBALL

ALL-PURPOSE YARDAGE	G	Rushing	Receiving	Punt Returns	KO Returns	Int. Returns	Total	Avg./G
Hamler, KJ	11	33	623	95	494	0	1245	113.2
Sanders, Miles	11	1095	132	0	0	0	1227	111.5
McSorley, Trace	11	659	0	0	0	0	659	59.9
Thompkins, DeAndre	11	0	219	176	0	0	395	35.9
Freiermuth, Pat	11	0	303	0	0	0	303	27.5
Johnson, Juwan	8	0	293	0	0	0	293	36.6
Thomas, Johnathan	11	85	0	0	114	0	199	18.1
Slade, Ricky	7	166	0	0	0	0	166	25.8
Polk, Brandon	10	0	162	0	0	0	162	18.0
Dotson, Jahan	6	0	157	-2	0	0	155	25.8
Allen, Mark	3	99	25	0	0	0	124	41.3
Holland, Jonathan	9	0	114	0	0	0	114	12.7
Hippenhammer, Mac	11	0	103	0	0	0	103	9.4
George, Daniel	2	0	95	0	0	0	95	47.5
Stevens, Tommy	6	83	2	0	0	0	85	14.2
Taylor, Garrett	11	0	0	0	0	84	84	7.6
Sullivan-Brown, Cam	11	0	49	0	0	0	49	4.5
Reid, John	9	0	0	0	0	44	44	4.9
Brown, Journey	7	23	9	0	0	0	32	4.6
Brooks, Ellis	11	0	0	0	0	28	28	2.5
Dalton, Danny	3	0	19	0	0	0	19	6.3
Bowers, Nick	8	0	18	0	0	0	18	2.2
Scott, Nick	11	0	0	0	0	16	16	1.5
Shorter, Justin	3	9	3	0	0	0	12	4.0
Thorpe, C.J.	11	0	0	0	10	0	10	0.9
Kuntz, Zack	1	0	8	0	0	0	8	8.0
Clifford, Sean	3	1	0	0	0	0	1	0.3
Oruwariye, Amani	11	0	0	0	0	-2	-2	-0.2
Farmer, Koa	11	0	0	0	-3	0	-3	-0.3
Gillikin, Blake	11	-10	0	0	0	0	-10	-0.9
TEAM	7	-50	0	0	0	0	-50	-7.1
<b>Penn State</b>	<b>11</b>	<b>2193</b>	<b>2334</b>	<b>269</b>	<b>615</b>	<b>170</b>	<b>5581</b>	<b>507.4</b>
<b>Opponents</b>	<b>11</b>	<b>1947</b>	<b>2053</b>	<b>131</b>	<b>501</b>	<b>128</b>	<b>4760</b>	<b>432.7</b>

## Points After Touchdown

SCORING	TD	FG	Kick	Rush	Rec.	Pass	DXP	Saf	Points
Pinegar, Jake	0	14-20	45-47	0-0	0-0	0-0	0	0	87
McSorley, Trace	9	0-0	0-0	0-0	0-0	0-0	0	0	54
Sanders, Miles	9	0-0	0-0	0-0	0-0	0-0	0	0	54
Freiermuth, Pat	6	0-0	0-0	0-0	0-0	0-0	0	0	36
Hamler, KJ	6	0-0	0-0	0-0	0-0	0-0	0	0	36
Slade, Ricky	4	0-0	0-0	0-0	0-0	0-0	0	0	24
Thompkins, DeAndre	3	0-0	0-0	0-0	0-0	0-0	0	0	18
Allen, Mark	2	0-0	0-0	0-0	0-0	0-0	0	0	12
Polk, Brandon	2	0-0	0-0	0-0	0-0	0-0	0	0	12
Stevens, Tommy	2	0-0	0-0	0-0	0-0	0-0	0	0	12
Brown, Journey	1	0-0	0-0	0-0	0-0	0-0	0	0	6
George, Daniel	1	0-0	0-0	0-0	0-0	0-0	0	0	6
Hippenhammer, Mac	1	0-0	0-0	0-1	0-0	0-0	0	0	6
Johnson, Juwan	1	0-0	0-0	0-0	0-0	0-0	0	0	6
Thomas, Johnathan	1	0-0	0-0	0-0	0-0	0-0	0	0	6
TEAM	0	0-0	0-0	0-0	0-0	0-0	0	1	2
<b>Penn State</b>	<b>48</b>	<b>14-20</b>	<b>45-47</b>	<b>0-1</b>	<b>0-0</b>	<b>0-0</b>	<b>0</b>	<b>1</b>	<b>377</b>
<b>Opponents</b>	<b>31</b>	<b>6-12</b>	<b>29-29</b>	<b>0-1</b>	<b>0-0</b>	<b>0-1</b>	<b>0</b>	<b>2</b>	<b>237</b>

PUNTING	No.	Yards	Average	LG	TB	FC	I-20	50+	Blk.
Gillikin, Blake	57	2469	43.3	74	9	12	17	12	0
TEAM	1	0	0.0	0	0	0	0	0	1
<b>Penn State</b>	<b>58</b>	<b>2469</b>	<b>43.3</b>	<b>74</b>	<b>9</b>	<b>12</b>	<b>17</b>	<b>12</b>	<b>1</b>
<b>Opponents</b>	<b>72</b>	<b>2771</b>	<b>40.9</b>	<b>64</b>	<b>4</b>	<b>15</b>	<b>18</b>	<b>8</b>	<b>0</b>

FIELD GOALS	FG	Pct.	1-19	20-29	30-39	40-49	50+	LG	Blk.
Pinegar, Jake	14-20	70.0	1-1	4-4	4-5	5-10	0-0	49	0
<i>Progression [Makes in ()]: (32), (45), (44), (34), (46), (39), (37), (20), (27), (32), (45), (49), (44), (49), (44), (42), (45), (23), (22), (19).</i>									

KICKOFFS	No.	Yards	Average	TB	OB
Checa, Rafael	70	4160	59.4	35	4
Tobin, Justin	2	99	49.5	0	0
<b>Penn State</b>	<b>72</b>	<b>4259</b>	<b>59.2</b>	<b>35</b>	<b>4</b>
<b>Opponents</b>	<b>46</b>	<b>2771</b>	<b>60.2</b>	<b>20</b>	<b>0</b>

INTERCEPTIONS	No.	Yards	Average	TD	LG
Oruwariye, Amani	3	-2	-0.7	0	0
Scott, Nick	3	16	5.3	0	8
Taylor, Garrett	3	84	28.0	0	45
Reid, John	2	44	22.0	0	44
Brooks, Ellis	1	28	28.0	0	28
Johnson, Jan	1	0	0.0	0	0
<b>Penn State</b>	<b>13</b>	<b>170</b>	<b>13.1</b>	<b>0</b>	<b>45</b>
<b>Opponents</b>	<b>7</b>	<b>128</b>	<b>18.3</b>	<b>2</b>	<b>62</b>

FUMBLE RETURNS	No.	Yards	Average	TD	LG
Miller, Jarvis	1	0	0.0	0	0
Miller, Shareef	1	7	7.0	0	7
<b>Penn State</b>	<b>2</b>	<b>7</b>	<b>3.5</b>	<b>0</b>	<b>7</b>
<b>Opponents</b>	<b>3</b>	<b>31</b>	<b>10.3</b>	<b>0</b>	<b>20</b>

DEFENSE	G-GS	Solo	Assist	Total	TFL-Yards	Sacks-Yards	Int.-Yards	PBU	QBH	FR-Yards	FF
Parsons, Micah	11-1	35	30	65	3.0-18	1.5-12	0-0	0	4	0-0	1
Johnson, Jan	11-11	38	26	64	1.5-4	0.5-1	1-0	1	0	0-0	0
Scott, Nick	11-11	31	27	58	1.0-10	1.0-10	3-16	1	0	1-0	0
Taylor, Garrett	11-10	34	22	56	1.5-7	0-0	3-84	7	0	1-0	1
Brown, Cam	11-10	36	19	55	5.0-15	1.0-4	0-0	7	4	0-0	2
Gross-Matos, Yetur	11-11	33	17	50	16.5-75	8.0-58	0-0	0	5	1-0	2
Farmer, Koa	11-11	24	25	49	2.5-3	0-0	0-0	2	0	0-0	1
Oruwariye, Amani	11-11	35	11	46	1.0-3	0-0	3-(-2)	11	0	0-0	1
Windsor, Robert	11-11	19	17	36	10.0-50	6.5-42	0-0	0	3	0-0	2
Sutherland, Jonathan	11-1	22	11	33	2.0-4	0-0	0-0	1	0	0-0	1
Miller, Shareef	11-11	20	11	31	13.0-73	7.0-59	0-0	0	4	1-7	0
Castro-Fields, Tariq	11-2	17	9	26	2.0-2	0-0	0-0	7	0	0-0	0
Givens, Kevin	10-10	13	12	25	6.5-16	1.0-2	0-0	1	4	0-0	0
Brooks, Ellis	11-0	15	9	24	1.5-3	1.5-3	1-28	0	0	0-0	0
Reid, John	9-9	15	7	22	1.0-2	0-0	2-44	8	2	0-0	0
Toney, Shaka	11-0	15	7	22	7.5-47	5.0-40	0-0	1	2	0-0	1
Wade, Lamont	11-0	12	5	17	2.0-9	1.0-7	0-0	0	0	0-0	0
Mustipher, P.J.	10-0	6	7	13	0-0	0-0	0-0	0	1	0-0	1
Johnson, Donovan	10-0	9	3	12	0-0	0-0	0-0	3	1	0-0	0
Shelton, Antonio	11-0	5	7	12	1.0-1	1.0-1	0-0	0	0	0-0	0
Joseph, Daniel	11-0	3	7	10	1.0-9	1.0-9	0-0	1	0	1-0	0
Monroe, Ayron	11-0	4	5	9	0-0	0-0	0-0	0	0	1-0	0
Simmons, Shane	6-0	4	5	9	0-0	0-0	0-0	0	0	0-0	0
Miller, Jarvis	10-0	3	5	8	1.0-6	0-0	0-0	0	0	1-0	0
McPhearson, Zech	11-0	5	2	7	1.0-3	0-0	0-0	2	0	0-0	0
Luketa, Jesse	11-0	5	1	6	0-0	0-0	0-0	0	0	0-0	0
Butler, Jabari	9-0	4	1	5	0-0	0-0	0-0	1	0	0-0	1
Dariun, Dae'Lun	7-0	4	0	4	0-0	0-0	0-0	1	1	0-0	0
Oweh, Jayson	3-0	3	0	3	2.0-11	2.0-11	0-0	0	1	0-0	0
Petrishen, John	11-0	2	1	3	0-0	0-0	0-0	0	0	0-0	0
Checa, Rafael	10-0	2	0	2	0-0	0-0	0-0	0	0	0-0	0
Cooper, Jake	4-0	2	0	2	0-0	0-0	0-0	0	0	0-0	0
Hansard, Fred	6-1	1	1	2	0.5-1	0-0	0-0	0	0	0-0	0
Jordan, Ellison	3-0	1	1	2	1.0-5	1.0-5	0-0	0	0	0-0	0
Lutz, Isaac	10-0	0	2	2	0-0	0-0	0-0	0	0	0-0	0
McSorley, Trace	11-11	1	1	2	0-0	0-0	0-0	0	0	0-0	0
Polk, Brandon	10-7	1	1	2	0-0	0-0	0-0	0	0	0-0	0
Thorpe, C.J.	10-0	0	2	2	0-0	0-0	0-0	0	0	0-0	0
Bowers, Nick	8-0	1	0	1	0-0	0-0	0-0	0	0	0-0	0
Brown, Journey	7-0	0	1	1	0-0	0-0	0-0	0	0	0-0	0
Chizmar, Max	1-0	0	1	1	0-0	0-0	0-0	0	0	0-0	0
Gillikin, Blake	11-0	1	0	1	0-0	0-0	0-0	0	0	0-0	0
Gordon, Trent	2-0	0	1	1	0-0	0-0	0-0	0	0	0-0	0
Hartlaub, Drew	8-0	0	1	1	0-0	0-0	0-0	0	0	0-0	0
Hippenhammer, Mac	11-1	1	0	1	0-0	0-0	0-0	0	0	0-0	0
McGovern, Connor	11-11	1	0	1	0-0	0-0	0-0	0	0	0-0	0
Vranic, Jason	1-0	0	1	1	0-0	0-0	0-0	0	0	0-0	0
<b>Penn State</b>	<b>11-0</b>	<b>483</b>	<b>322</b>	<b>805</b>	<b>85-377</b>	<b>38-263</b>	<b>13-170</b>	<b>54</b>	<b>32</b>	<b>7-7</b>	<b>14</b>
<b>Opponents</b>	<b>11-0</b>	<b>439</b>	<b>249</b>	<b>688</b>	<b>58-243</b>	<b>24-155</b>	<b>7-128</b>	<b>37</b>	<b>19</b>	<b>11-31</b>	<b>10</b>