



Officials: Michol Murray, Charles Gonzalez, Benny Luna

Wyoming - 55

Record: 16-13 (11-7)

NO.	Name	F	Min	FG			3P			FT			Rebounds			Fouls		TP	AS	TO	ST	Blocks		+/-
				M-A	M-A	M-A	OR	DR	TOT	PF	FD	BS	BA											
5	Tess Barnes	F	12:29	2-3	1-2	0-0	0	2	2	5	0	5	1	2	1	0	0	2						
45	Allyson Fertig	C	27:55	8-12	0-0	3-4	2	8	10	2	3	19	0	2	1	2	0	-11						
2	Emily Mellema	G	31:21	2-6	1-1	0-0	1	0	1	2	3	5	2	4	2	0	-4							
12	Malene Pedersen	G	34:38	4-11	2-4	2-2	1	3	4	3	5	12	3	2	3	0	-2							
30	Ola Ustowska	G	24:21	1-3	0-2	0-0	0	6	6	1	1	2	6	2	1	0	-6							
14	Kati Ollilainen		08:39	0-0	0-0	0-0	0	0	0	2	0	0	1	1	1	0	1							
15	Marta Savic		12:05	2-5	0-0	0-0	0	2	2	2	1	4	1	1	0	0	8							
42	McKinley Dickerson		12:53	2-5	0-3	0-0	0	0	0	0	0	4	0	1	0	0	1							
11	Madi Symons		23:43	1-1	0-0	0-0	1	3	4	1	1	2	1	2	1	0	-7							
21	Maren McKenna		11:56	1-1	0-0	0-0	0	0	0	1	0	2	0	1	0	0	3							
Team							1	1	2			0		2										
<b>Totals</b>				23-47	4-12	5-6	6	25	31	19	14	55	15	20	10	2	4	-3						

Technical Fouls::NONE

Shooting By Period		
1st FG%	7-12	58.3%
3PT%	1-1	100.0%
FT%	0-0	0%
2nd FG%	3-8	37.5%
3PT%	0-1	0.0%
FT%	4-4	100%
3rd FG%	8-13	61.5%
3PT%	1-5	20.0%
FT%	1-2	50%
4th FG%	5-14	35.7%
3PT%	2-5	40.0%
FT%	0-0	0%
GM FG%	23-47	48.9%
3PT%	4-12	33.3%
FT%	5-6	83.3%

Dead Ball Rebounds: 0, 1

San Diego St. - 58

Record: 19-12 (10-8)

NO.	Name	F	Min	FG			3P			FT			Rebounds			Fouls		TP	AS	TO	ST	Blocks		+/-
				M-A	M-A	M-A	OR	DR	TOT	PF	FD	BS	BA											
23	Kim Villalobos	F	28:32	7-14	0-0	10-12	2	4	6	2	7	24	0	1	4	1	1	5						
32	Adryana Quezada	F	29:34	4-12	1-1	2-2	1	8	9	0	1	11	0	2	1	0	-1							
15	Jada Lewis	G	35:02	4-9	2-6	0-0	0	0	0	2	0	10	0	3	2	1	4							
20	Sarah Barcello	G	23:26	0-2	0-0	0-0	0	0	0	3	1	0	1	0	0	1	0	10						
24	Abby Prohaska	G	30:41	1-7	0-1	4-6	3	3	6	3	5	6	3	2	2	1	0	12						
0	Khylee Pepe		16:33	0-3	0-0	0-0	0	0	0	3	1	0	1	3	2	0	0	2						
3	Alyssa Jackson		10:20	0-1	0-0	0-0	2	0	2	0	1	0	1	1	0	0	-8							
11	Jazlen Green		16:17	2-2	0-0	0-1	2	1	3	1	2	4	1	3	1	0	-10							
10	Mia Davis		05:21	0-1	0-1	0-0	0	0	0	0	0	0	0	0	0	0	0							
13	Meghan Fiso		04:14	1-2	1-1	0-0	0	1	1	0	1	3	0	0	0	0	1							
Team							1	1	2			0		0										
<b>Totals</b>				19-53	4-10	16-21	11	18	29	14	19	58	7	15	12	4	2	3						

Technical Fouls::NONE

Shooting By Period		
1st FG%	5-14	35.7%
3PT%	0-1	0.0%
FT%	0-0	0%
2nd FG%	3-15	20.0%
3PT%	2-4	50.0%
FT%	0-0	0%
3rd FG%	6-15	40.0%
3PT%	2-3	66.7%
FT%	1-3	33.3%
4th FG%	5-9	55.6%
3PT%	0-2	0.0%
FT%	15-18	83.3%
GM FG%	19-53	35.8%
3PT%	4-10	40.0%
FT%	16-21	76.2%

Dead Ball Rebounds: 2, 1

	WYO	SDSU
Biggest lead	11 (2 <sup>nd</sup> 6:26)	5 (4 <sup>th</sup> 0:06)
Best Scoring Run	8 (2 <sup>nd</sup> 6:26)	15 (4 <sup>th</sup> 2:04)
Lead Changes	1	
Times Tied	1	
Time with Lead	36:11	03:13

	WYO	SDSU
Points from		
Turnovers	15	14
Paint	38	28
Second Chance	5	10
Fast Breaks	4	6
Bench	12	7

	Period by Period Scoring				
	1st	2nd	3rd	4th	TOT
WYO	15	10	18	12	55
SDSU	10	8	15	25	58



**Officials:** Michol Murray, Charles Gonzalez, Benny Luna

**Period 1**

**Quarter Starters:**

<b>SDSU</b>	15 Lewis J	20 Barcello S	23 Villalobos K	24 Prohaska A	32 Quezada A
<b>WYO</b>	2 Mellema E	5 Barnes T	12 Pedersen M	30 Ustowska O	45 Fertig A

Game Time	SDSU	Score	Diff	WYO
10:00	23 VILLALOBOS K jumpball lost			45 FERTIG A jumpball won
09:40		<b>0-2</b>	<b>-2</b>	45 FERTIG A 2pt FG in the paint, jump shot made (2)
09:40				30 USTOWSKA O assist (1)
09:12	24 PROHASKA A 2pt FG in the paint, layup missed			
09:10				5 BARNES T defensive rebound (1)
08:40				45 FERTIG A 2pt FG in the paint, jump shot missed
08:38	23 VILLALOBOS K defensive rebound (1)			
08:29	15 LEWIS J 2pt FG in the paint, jump shot made (2)	<b>2-2</b>	<b>0</b>	
08:13		<b>2-4</b>	<b>-2</b>	5 BARNES T 2pt FG in the paint, layup made (2)
07:58	15 LEWIS J turnover bad pass (1)			12 PEDERSEN M steal (1)
07:44		<b>2-6</b>	<b>-4</b>	45 FERTIG A 2pt FG from turnover in the paint, layup made (4)
07:44				2 MELLEMA E assist (1)
07:15	24 PROHASKA A 2pt FG in the paint, jump shot missed			
07:12				12 PEDERSEN M defensive rebound (1)
07:08	20 BARCELLO S foul drawn (1)			5 BARNES T foul offensive (1 - 1)
07:08				5 BARNES T turnover offensive (1)
06:56	15 LEWIS J 2pt FG from turnover outside the paint, jump shot missed			
06:53				30 USTOWSKA O defensive rebound (1)
06:45		<b>2-8</b>	<b>-6</b>	45 FERTIG A 2pt FG in the paint, layup made (6)
06:45				30 USTOWSKA O assist (2)
06:44	Timeout 30 Sec			
06:44	Timeout media			
06:23	23 VILLALOBOS K 2pt FG in the paint, hook shot made (2)	<b>4-8</b>	<b>-4</b>	
06:03	15 LEWIS J steal (1)			30 USTOWSKA O turnover bad pass (1)
05:58	20 BARCELLO S 2pt FG from turnover in the paint, layup missed			
05:56	24 PROHASKA A offensive rebound (1)			
05:50	32 QUEZADA A 2pt FG from turnover second chance outside the paint, jump shot missed			
05:47				5 BARNES T defensive rebound (2)
05:41	15 LEWIS J steal (2)			12 PEDERSEN M turnover lost ball (1)
05:34	32 QUEZADA A 2pt FG from turnover in the paint, layup made (2)	<b>6-8</b>	<b>-2</b>	
05:34	24 PROHASKA A assist (1)			
05:10		<b>6-10</b>	<b>-4</b>	45 FERTIG A 2pt FG in the paint, layup made (8)
05:10				5 BARNES T assist (1)
04:54	23 VILLALOBOS K turnover travel (1)			
04:54	20 BARCELLO S substitution out			
04:54	24 PROHASKA A substitution out			
04:54	32 QUEZADA A substitution out			
04:54	0 PEPE K substitution in			
04:54	3 JACKSON A substitution in			
04:54	11 GREEN J substitution in			



**Officials:** Michol Murray, Charles Gonzalez, Benny Luna

Game Time	SDSU	Score	Diff	WYO
04:54				2 MELLEMA E substitution out
04:54				30 USTOWSKA O substitution out
04:54				45 FERTIG A substitution out
04:54				14 OLLILAINEN K substitution in
04:54				15 SAVIC M substitution in
04:54				42 DICKERSON M substitution in
04:32	11 GREEN J steal (1)			5 BARNES T turnover lost ball (2)
04:21	23 VILLALOBOS K 2pt FG from turnover outside the paint, jump shot missed			
04:19				defensive rebound (5)
04:19	23 VILLALOBOS K substitution out			
04:19	10 DAVIS M substitution in			
04:08		<b>6-13</b>	<b>-7</b>	5 BARNES T 3pt FG , jump shot made (5)
04:08				12 PEDERSEN M assist (1)
03:48	15 LEWIS J 2pt FG in the paint, jump shot made (4)	<b>8-13</b>	<b>-5</b>	
03:27				15 SAVIC M turnover travel (1)
03:27	15 LEWIS J substitution out			
03:27	24 PROHASKA A substitution in			
03:12	24 PROHASKA A foul drawn (1)			14 OLLILAINEN K foul personal (1 - 2)
03:12	3 JACKSON A substitution out			
03:12	13 FISO M substitution in			
03:05	0 PEPE K foul offensive (1 - 1)			15 SAVIC M foul drawn (1)
03:05	0 PEPE K turnover offensive (1)			
02:47				12 PEDERSEN M 2pt FG from turnover in the paint, jump shot missed
02:46	defensive dead ball rebound (1)			
02:46	13 FISO M foul drawn (1)			15 SAVIC M foul personal (1 - 3)
02:30	11 GREEN J foul drawn (1)			5 BARNES T foul personal (2 - 4)
02:30				5 BARNES T substitution out
02:30				11 SYMONS M substitution in
02:23	0 PEPE K 2pt FG outside the paint, jump shot missed			
02:19				12 PEDERSEN M defensive rebound (2)
02:11				15 SAVIC M 2pt FG in the paint, layup missed
02:09	24 PROHASKA A defensive rebound (2)			
02:04	11 GREEN J turnover travel (1)			
02:04				12 PEDERSEN M substitution out
02:04				14 OLLILAINEN K substitution out
02:04				2 MELLEMA E substitution in
02:04				30 USTOWSKA O substitution in
01:37				2 MELLEMA E 2pt FG from turnover in the paint, driving layup missed
01:36	24 PROHASKA A defensive rebound (3)			
01:31	10 DAVIS M 3pt FG , jump shot missed			
01:28				30 USTOWSKA O defensive rebound (2)
01:19	0 PEPE K substitution out			
01:19	10 DAVIS M substitution out			
01:19	11 GREEN J substitution out			
01:19	13 FISO M substitution out			
01:19	24 PROHASKA A substitution out			
01:19	3 JACKSON A substitution in			



Official Basketball Play by Play - 1st Period  
**Wyoming at San Diego St.**  
 03/05/24 Steve Fisher Court at Viejas Arena, San Diego  
 2023-24 Women's Basketball

**Game Time:** 6:00 PM  
**Game Duration:** 1:42  
**Attendance:** 1,937

**Officials:** Michol Murray, Charles Gonzalez, Benny Luna

Game Time	SDSU	Score	Diff	WYO
01:19	15 LEWIS J substitution in			
01:19	20 BARCELLO S substitution in			
01:19	23 VILLALOBOS K substitution in			
01:19	32 QUEZADA A substitution in			
01:03				15 SAVIC M 2pt FG in the paint, hook shot missed
01:01	32 QUEZADA A defensive rebound (1)			
00:41	23 VILLALOBOS K 2pt FG outside the paint, jump shot made (4)	<b>10-13</b>	<b>-3</b>	
00:41	3 JACKSON A assist (1)			
00:19		<b>10-15</b>	<b>-5</b>	15 SAVIC M 2pt FG in the paint, layup made (2)
00:19				30 USTOWSKA O assist (3)
00:00	23 VILLALOBOS K 2pt FG outside the paint, jump shot missed			
00:00				defensive dead ball rebound (1)
<b>END OF PERIOD</b>				
<b>SDSU 10-15 WYO</b>				



Officials: Michol Murray, Charles Gonzalez, Benny Luna

Wyoming - 15

NO.	Name	F/C	Min	FG			Rebounds			Fouls		TP	AS	TO	ST	Blocks		+/-
				M-A	M-A	M-A	OR	DR	TOT	PF	FD					BS	BA	
5	Tess Barnes	F	07:30	2-2	1-1	0-0	0	2	2	2	0	5	1	2	0	0	0	5
45	Allyson Fertig	C	05:06	4-5	0-0	0-0	0	0	0	0	0	8	0	0	0	0	0	4
2	Emily Mellema	G	07:10	0-1	0-0	0-0	0	0	0	0	0	0	1	0	0	0	0	4
12	Malene Pedersen	G	07:56	0-1	0-0	0-0	0	2	2	0	0	0	1	1	1	0	0	5
30	Ola Ustowska	G	07:10	0-0	0-0	0-0	0	2	2	0	0	0	3	1	0	0	0	4
14	Kati Ollilainen		02:50	0-0	0-0	0-0	0	0	0	1	0	0	0	0	0	0	0	1
15	Marta Savic		04:54	1-3	0-0	0-0	0	0	0	1	1	2	0	1	0	0	0	1
42	McKinley Dickerson		04:54	0-0	0-0	0-0	0	0	0	0	0	0	0	0	0	0	0	1
11	Madi Symons		02:30	0-0	0-0	0-0	0	0	0	0	0	0	0	0	0	0	0	0
Team							0	1	1		0		0					
<b>Totals</b>				7-12	1-1	0-0	0	7	7	4	1	15	6	5	1	0	0	5

Shooting By Period		
1st FG%	7-12	58.3%
3PT%	1-1	100.0%
FT%	0-0	0%
GM FG%	7-12	58.3%
3PT%	1-1	100.0%
FT%	0-0	0.0%

Dead Ball Rebounds: 0, 1

Technical Fouls::NONE

San Diego St. - 10

NO.	Name	F/C	Min	FG			Rebounds			Fouls		TP	AS	TO	ST	Blocks		+/-
				M-A	M-A	M-A	OR	DR	TOT	PF	FD					BS	BA	
23	Kim Villalobos	F	07:00	2-4	0-0	0-0	0	1	1	0	0	4	0	1	0	0	0	-4
32	Adryana Quezada	F	06:25	1-2	0-0	0-0	0	1	1	0	0	2	0	0	0	0	0	-4
15	Jada Lewis	G	07:52	2-3	0-0	0-0	0	0	0	0	0	4	0	1	2	0	0	-5
20	Sarah Barcello	G	06:25	0-1	0-0	0-0	0	0	0	0	1	0	0	0	0	0	0	-4
24	Abby Prohaska	G	07:14	0-2	0-0	0-0	1	2	3	0	1	0	1	0	0	0	0	-4
0	Khylee Pepe		03:35	0-1	0-0	0-0	0	0	0	1	0	0	0	1	0	0	0	-1
3	Alyssa Jackson		03:01	0-0	0-0	0-0	0	0	0	0	0	0	1	0	0	0	0	-1
11	Jazlen Green		03:35	0-0	0-0	0-0	0	0	0	0	1	0	0	1	1	0	0	-1
10	Mia Davis		03:00	0-1	0-1	0-0	0	0	0	0	0	0	0	0	0	0	0	-1
13	Meghan Fiso		01:53	0-0	0-0	0-0	0	0	0	0	1	0	0	0	0	0	0	0
Team							0	0	0		0		0					
<b>Totals</b>				5-14	0-1	0-0	1	4	5	1	4	10	2	4	3	0	0	-5

Shooting By Period		
1st FG%	5-14	35.7%
3PT%	0-1	0.0%
FT%	0-0	0%
GM FG%	5-14	35.7%
3PT%	0-1	0.0%
FT%	0-0	0.0%

Dead Ball Rebounds: 0, 1

Technical Fouls::NONE

	WYO	SDSU
Biggest lead	7 (1st 4:08)	0 (1st 10:00)
Best Scoring Run	6 (1st 6:45)	4 (1st 5:34)
Lead Changes	0	
Times Tied	1	
Time with Lead	09:24	00:00

Points from	WYO	SDSU
Turnovers	2	2
Paint	12	8
Second Chance	0	0
Fast Breaks	0	0
Bench	2	0

	Period by Period Scoring				
	1st	2nd	3rd	4th	TOT
WYO	15	10	18	12	55
SDSU	10	8	15	25	58



**Officials:** Michol Murray, Charles Gonzalez, Benny Luna

**Period 2**

**Quarter Starters:**

<b>SDSU</b>	3 Jackson A	15 Lewis J	20 Barcello S	23 Villalobos K	32 Quezada A
<b>WYO</b>	2 Mellema E	11 Symons M	12 Pedersen M	30 Ustowska O	45 Fertig A

Game Time	SDSU	Score	Diff	WYO
10:00				15 SAVIC M substitution out
10:00				42 DICKERSON M substitution out
10:00				12 PEDERSEN M substitution in
10:00				45 FERTIG A substitution in
09:47	23 VILLALOBOS K 2pt FG in the paint, jump shot missed			
09:43				11 SYMONS M defensive rebound (1)
09:32				2 MELLEMA E turnover bad pass (1)
09:13	3 JACKSON A turnover travel (1)			
08:59		<b>10-17</b>	<b>-7</b>	45 FERTIG A 2pt FG from turnover in the paint, layup made (10)
08:59				2 MELLEMA E assist (2)
08:38	32 QUEZADA A 2pt FG in the paint, jump shot missed			
08:34	3 JACKSON A offensive rebound (1)			
08:17	20 BARCELLO S 2pt FG second chance in the paint, layup missed			
08:15				45 FERTIG A defensive rebound (1)
08:03	23 VILLALOBOS K steal (1)			12 PEDERSEN M turnover lost ball (2)
08:03	23 VILLALOBOS K foul drawn (1)			12 PEDERSEN M foul personal (1 - 1)
08:03	3 JACKSON A substitution out			
08:03	20 BARCELLO S substitution out			
08:03	11 GREEN J substitution in			
08:03	24 PROHASKA A substitution in			
07:49	24 PROHASKA A turnover bad pass (1)			11 SYMONS M steal (1)
07:39	23 VILLALOBOS K foul personal (1 - 1)			45 FERTIG A foul drawn (1)
07:39				30 USTOWSKA O substitution out
07:39				21 MCKENNA M substitution in
07:38	24 PROHASKA A foul shooting (1 - 2)			12 PEDERSEN M foul drawn (1)
07:36		<b>10-18</b>	<b>-8</b>	12 PEDERSEN M free throw 1 - 2 made (1)
07:36		<b>10-19</b>	<b>-9</b>	12 PEDERSEN M free throw 2 - 2 made (2)
07:13	23 VILLALOBOS K 2pt FG in the paint, jump shot blocked			
07:13				45 FERTIG A block (1)
07:10				45 FERTIG A defensive rebound (2)
07:03	11 GREEN J foul personal (1 - 3)			12 PEDERSEN M foul drawn (2)
07:03	23 VILLALOBOS K substitution out			
07:03	0 PEPE K substitution in			
06:58				2 MELLEMA E 2pt FG in the paint, jump shot blocked
06:58	15 LEWIS J block (1)			
06:54	11 GREEN J defensive rebound (1)			
06:50	15 LEWIS J turnover bad pass (2)			2 MELLEMA E steal (1)
06:46	0 PEPE K steal (1)			2 MELLEMA E turnover bad pass (2)
06:31	32 QUEZADA A turnover bad pass (1)			2 MELLEMA E steal (2)
06:26		<b>10-21</b>	<b>-11</b>	2 MELLEMA E 2pt FG from turnover in the paint, layup made (2)
06:08	15 LEWIS J 3pt FG , jump shot made (7)	<b>13-21</b>	<b>-8</b>	
06:08	0 PEPE K assist (1)			



**Officials:** Michol Murray, Charles Gonzalez, Benny Luna

Game Time	SDSU	Score	Diff	WYO
05:52				45 FERTIG A 2pt FG in the paint, layup missed
05:50	32 QUEZADA A defensive rebound (2)			
05:26	24 PROHASKA A 2pt FG outside the paint, jump shot missed			
05:23				45 FERTIG A defensive rebound (3)
05:03				2 MELLEMA E 2pt FG in the paint, jump shot missed
05:01				12 PEDERSEN M offensive rebound (3)
05:01	jump ball situation			
05:01				2 MELLEMA E substitution out
05:01				11 SYMONS M substitution out
05:01				45 FERTIG A substitution out
05:01				5 BARNES T substitution in
05:01				14 OLLILAINEN K substitution in
05:01				15 SAVIC M substitution in
04:55				turnover shot clock (9)
04:55	Timeout media			
04:34	32 QUEZADA A 2pt FG from turnover outside the paint, jump shot missed			
04:32				15 SAVIC M defensive rebound (1)
04:22		<b>13-23</b>	<b>-10</b>	21 MCKENNA M 2pt FG in the paint, layup made (2)
04:03	0 PEPE K foul drawn (1)			5 BARNES T foul personal (3 - 2)
04:03				5 BARNES T substitution out
04:03				11 SYMONS M substitution in
03:46	0 PEPE K turnover bad pass (2)			
03:46	0 PEPE K substitution out			
03:46	11 GREEN J substitution out			
03:46	20 BARCELLO S substitution in			
03:46	23 VILLALOBOS K substitution in			
03:27				12 PEDERSEN M 2pt FG from turnover in the paint, layup missed
03:25	23 VILLALOBOS K defensive rebound (2)			
03:16	24 PROHASKA A 3pt FG , jump shot missed			
03:12				15 SAVIC M defensive rebound (2)
03:09	24 PROHASKA A foul drawn (2)			14 OLLILAINEN K foul personal (2 - 3)
03:09				15 SAVIC M substitution out
03:09				21 MCKENNA M substitution out
03:09				42 DICKERSON M substitution in
03:09				45 FERTIG A substitution in
03:00	32 QUEZADA A 2pt FG outside the paint, jump shot missed			
02:57	23 VILLALOBOS K offensive rebound (3)			
02:45	23 VILLALOBOS K 2pt FG second chance outside the paint, jump shot missed			
02:41	32 QUEZADA A offensive rebound (3)			
02:41	32 QUEZADA A 2pt FG second chance in the paint, layup made (4)	<b>15-23</b>	<b>-8</b>	
02:21	23 VILLALOBOS K foul shooting (2 - 4)			45 FERTIG A foul drawn (2)
02:21	23 VILLALOBOS K substitution out			
02:21	13 FISO M substitution in			
02:21				14 OLLILAINEN K substitution out
02:21				2 MELLEMA E substitution in
02:21	24 PROHASKA A substitution out			



Official Basketball Play by Play - 2nd Period  
**Wyoming at San Diego St.**  
 03/05/24 Steve Fisher Court at Viejas Arena, San Diego  
 2023-24 Women's Basketball

**Game Time:** 6:00 PM  
**Game Duration:** 1:42  
**Attendance:** 1,937

**Officials:** Michol Murray, Charles Gonzalez, Benny Luna

Game Time	SDSU	Score	Diff	WYO
02:21	10 DAVIS M substitution in			
02:21		<b>15-24</b>	<b>-9</b>	45 FERTIG A free throw 1 - 2 made (11)
02:21		<b>15-25</b>	<b>-10</b>	45 FERTIG A free throw 2 - 2 made (12)
01:58	32 QUEZADA A 2pt FG in the paint, jump shot blocked			
01:58				45 FERTIG A block (2)
01:55				45 FERTIG A defensive rebound (4)
01:37				42 DICKERSON M 3pt FG , jump shot missed
01:33	13 FISO M defensive rebound (1)			
01:19	13 FISO M 2pt FG in the paint, driving layup missed			
01:16				11 SYMONS M defensive rebound (2)
00:52	32 QUEZADA A steal (1)			42 DICKERSON M turnover bad pass (1)
00:46	15 LEWIS J 3pt FG from turnover, jump shot missed			
00:43				45 FERTIG A defensive rebound (5)
00:16				45 FERTIG A turnover lost ball (1)
00:16	20 BARCELLO S substitution out			
00:16	32 QUEZADA A substitution out			
00:16	0 PEPE K substitution in			
00:16	24 PROHASKA A substitution in			
00:16				42 DICKERSON M substitution out
00:16				30 USTOWSKA O substitution in
00:04	13 FISO M 3pt FG from turnover, jump shot made (3)	<b>18-25</b>	<b>-7</b>	
00:04	24 PROHASKA A assist (2)			
<b>END OF PERIOD</b>				
<b>SDSU 18-25 WYO</b>				





**Officials:** Michol Murray, Charles Gonzalez, Benny Luna

**Wyoming - 10**

NO.	Name	F	Min	FG			3P			FT			Rebounds			Fouls		TP	AS	TO	ST	Blocks		+/-
				M-A	M-A	M-A	M-A	M-A	OR	DR	TOT	PF	FD	BS	BA									
5	Tess Barnes	F	00:58	0-0	0-0	0-0	0	0	0	1	0	0	0	0	0	0	0	0	0	0	0	0	2	
45	Allyson Fertig	C	08:08	1-2	0-0	2-2	0	5	5	0	2	4	0	1	0	2	0	0	0	0	2	0	0	
2	Emily Mellema	G	07:20	1-3	0-0	0-0	0	0	0	0	0	2	1	2	2	0	1	2	2	0	1	2		
12	Malene Pedersen	G	10:00	0-1	0-0	2-2	1	0	1	1	2	2	0	1	0	0	0	0	0	0	0	2		
30	Ola Ustowska	G	02:38	0-0	0-0	0-0	0	0	0	0	0	0	0	0	0	0	0	0	0	0	0	-1		
21	Maren McKenna		04:30	1-1	0-0	0-0	0	0	0	0	0	2	0	0	0	0	0	0	0	0	0	3		
14	Kati Ollilainen		02:40	0-0	0-0	0-0	0	0	0	1	0	0	0	0	0	0	0	0	0	0	0	0		
15	Marta Savic		01:52	0-0	0-0	0-0	0	2	2	0	0	0	0	0	0	0	0	0	0	0	0	2		
11	Madi Symons		09:02	0-0	0-0	0-0	0	2	2	0	0	0	0	0	0	0	0	0	1	0	0	0		
42	McKinley Dickerson		02:52	0-1	0-1	0-0	0	0	0	0	0	0	0	0	1	0	0	0	0	0	0	0		
Team							0	0	0			0			1									
<b>Totals</b>				3-8	0-1	4-4	1	9	10	3	4	10	1	6	3	2	1	2						

Shooting By Period		
2 <sup>nd</sup> FG%	3-8	37.5%
3PT%	0-1	0.0%
FT%	4-4	100%
GM FG%	3-8	37.5%
3PT%	0-1	0.0%
FT%	4-4	100.0%

Dead Ball Rebounds: 0, 0

Technical Fouls::NONE

**San Diego St. - 8**

NO.	Name	F	Min	FG			3P			FT			Rebounds			Fouls		TP	AS	TO	ST	Blocks		+/-
				M-A	M-A	M-A	M-A	M-A	OR	DR	TOT	PF	FD	BS	BA									
23	Kim Villalobos	F	04:22	0-3	0-0	0-0	1	1	2	2	1	0	0	0	0	1	0	1	0	1	0	1	-2	
32	Adryana Quezada	F	09:43	1-5	0-0	0-0	1	1	2	0	0	2	0	1	1	0	1	0	1	0	1	0	-5	
15	Jada Lewis	G	10:00	1-2	1-2	0-0	0	0	0	0	0	3	0	1	0	1	0	0	0	0	0	-2		
20	Sarah Barcello	G	05:26	0-1	0-0	0-0	0	0	0	0	0	0	0	0	0	0	0	0	0	0	0	-2		
24	Abby Prohaska	G	05:59	0-2	0-1	0-0	0	0	0	1	1	0	1	1	0	0	0	0	0	0	0	2		
3	Alyssa Jackson		01:57	0-0	0-0	0-0	1	0	1	0	0	0	0	1	0	0	0	0	0	0	0	-2		
11	Jazlen Green		04:17	0-0	0-0	0-0	0	1	1	1	0	0	0	0	0	0	0	0	0	0	0	-3		
0	Khylee Pepe		03:34	0-0	0-0	0-0	0	0	0	0	1	0	1	1	1	0	0	0	0	0	0	2		
10	Mia Davis		02:21	0-0	0-0	0-0	0	0	0	0	0	0	0	0	0	0	0	0	0	0	0	1		
13	Meghan Fiso		02:21	1-2	1-1	0-0	0	1	1	0	0	3	0	0	0	0	0	0	0	0	0	1		
Team							0	0	0			0			0									
<b>Totals</b>				3-15	2-4	0-0	3	4	7	4	3	8	2	5	3	1	2	-2						

Shooting By Period		
2 <sup>nd</sup> FG%	3-15	20.0%
3PT%	2-4	50.0%
FT%	0-0	0%
GM FG%	3-15	20.0%
3PT%	2-4	50.0%
FT%	0-0	0.0%

Dead Ball Rebounds: 0, 0

Technical Fouls::NONE

	WYO	SDSU
<b>Biggest lead</b>	11 (2 <sup>nd</sup> 6:26)	0 (1 <sup>st</sup> 10:00)
<b>Best Scoring Run</b>	6(2 <sup>nd</sup> 6:26)	3(2 <sup>nd</sup> 6:08)
<b>Lead Changes</b>	0	
<b>Times Tied</b>	0	
<b>Time with Lead</b>	09:47	00:00

Points from	WYO	SDSU
<b>Turnovers</b>	6	3
<b>Paint</b>	6	2
<b>Second Chance</b>	0	2
<b>Fast Breaks</b>	0	0
<b>Bench</b>	2	3

	Period by Period Scoring				
	1st	2nd	3rd	4th	TOT
<b>WYO</b>	15	10	18	12	55
<b>SDSU</b>	10	8	15	25	58



Officials: Michol Murray, Charles Gonzalez, Benny Luna

Wyoming - 25

NO.	Name	F	Min	FG			Rebounds			Fouls		TP	AS	TO	ST	Blocks		+/-
				M-A	M-A	M-A	OR	DR	TOT	PF	FD					BS	BA	
5	Tess Barnes	F	08:28	2-2	1-1	0-0	0	2	2	3	0	5	1	2	0	0	0	7
45	Allyson Fertig	C	13:14	5-7	0-0	2-2	0	5	5	0	2	12	0	1	0	2	0	4
2	Emily Mellema	G	14:30	1-4	0-0	0-0	0	0	0	0	0	2	2	2	2	0	1	6
12	Malene Pedersen	G	17:56	0-2	0-0	2-2	1	2	3	1	2	2	1	2	1	0	0	7
30	Ola Ustowska	G	09:48	0-0	0-0	0-0	0	2	2	0	0	0	3	1	0	0	0	3
14	Kati Ollilainen		05:30	0-0	0-0	0-0	0	0	0	2	0	0	0	0	0	0	0	1
15	Marta Savic		06:46	1-3	0-0	0-0	0	2	2	1	1	2	0	1	0	0	0	3
42	McKinley Dickerson		07:46	0-1	0-1	0-0	0	0	0	0	0	0	0	1	0	0	0	1
11	Madi Symons		11:32	0-0	0-0	0-0	0	2	2	0	0	0	0	0	1	0	0	0
21	Maren McKenna		04:30	1-1	0-0	0-0	0	0	0	0	0	2	0	0	0	0	0	3
Team							0	1	1			0		1				
<b>Totals</b>				10-20	1-2	4-4	1	16	17	7	5	25	7	11	4	2	1	7

Shooting By Period		
1 <sup>st</sup> FG%	7-12	58.3%
3PT%	1-1	100.0%
FT%	0-0	0%
2 <sup>nd</sup> FG%	3-8	37.5%
3PT%	0-1	0.0%
FT%	4-4	100%
GM FG%	10-20	50.0%
3PT%	1-2	50.0%
FT%	4-4	100.0%

Dead Ball Rebounds: 0, 1

Technical Fouls::NONE

San Diego St. - 18

NO.	Name	F	Min	FG			Rebounds			Fouls		TP	AS	TO	ST	Blocks		+/-
				M-A	M-A	M-A	OR	DR	TOT	PF	FD					BS	BA	
23	Kim Villalobos	F	11:22	2-7	0-0	0-0	1	2	3	2	1	4	0	1	1	0	1	-6
32	Adryana Quezada	F	16:08	2-7	0-0	0-0	1	2	3	0	0	4	0	1	1	0	1	-9
15	Jada Lewis	G	17:52	3-5	1-2	0-0	0	0	0	0	0	7	0	2	2	1	0	-7
20	Sarah Barcello	G	11:51	0-2	0-0	0-0	0	0	0	0	1	0	0	0	0	0	0	-6
24	Abby Prohaska	G	13:13	0-4	0-1	0-0	1	2	3	1	2	0	2	1	0	0	0	-2
0	Khylee Pepe		07:09	0-1	0-0	0-0	0	0	0	1	1	0	1	2	1	0	0	1
3	Alyssa Jackson		04:58	0-0	0-0	0-0	1	0	1	0	0	0	1	1	0	0	0	-3
11	Jazlen Green		07:52	0-0	0-0	0-0	0	1	1	1	1	0	0	1	1	0	0	-4
10	Mia Davis		05:21	0-1	0-1	0-0	0	0	0	0	0	0	0	0	0	0	0	0
13	Meghan Fiso		04:14	1-2	1-1	0-0	0	1	1	0	1	3	0	0	0	0	0	1
Team							0	0	0			0		0				
<b>Totals</b>				8-29	2-5	0-0	4	8	12	5	7	18	4	9	6	1	2	-7

Shooting By Period		
1 <sup>st</sup> FG%	5-14	35.7%
3PT%	0-1	0.0%
FT%	0-0	0%
2 <sup>nd</sup> FG%	3-15	20.0%
3PT%	2-4	50.0%
FT%	0-0	0%
GM FG%	8-29	27.6%
3PT%	2-5	40.0%
FT%	0-0	0.0%

Dead Ball Rebounds: 0, 1

Technical Fouls::NONE

	WYO	SDSU
Biggest lead	11 (2 <sup>nd</sup> 6:26)	0 (1 <sup>st</sup> 10:00)
Best Scoring Run	8(2 <sup>nd</sup> 6:26)	4(1 <sup>st</sup> 5:34)
Lead Changes	0	
Times Tied	1	
Time with Lead	19:24	00:00

Points from	WYO	SDSU
Turnovers	8	5
Paint	18	10
Second Chance	0	2
Fast Breaks	0	0
Bench	4	3

	Period by Period Scoring				
	1st	2nd	3rd	4th	TOT
WYO	15	10	18	12	55
SDSU	10	8	15	25	58



**Period 3**

**Quarter Starters:**

<b>SDSU</b>	15 Lewis J	20 Barcello S	23 Villalobos K	24 Prohaska A	32 Quezada A
<b>WYO</b>	2 Mellema E	5 Barnes T	12 Pedersen M	30 Ustowska O	45 Fertig A

Game Time	SDSU	Score	Diff	WYO
10:00	0 PEPE K substitution out			
10:00	10 DAVIS M substitution out			
10:00	13 FISO M substitution out			
10:00	20 BARCELLO S substitution in			
10:00	23 VILLALOBOS K substitution in			
10:00	32 QUEZADA A substitution in			
10:00				11 SYMONS M substitution out
10:00				5 BARNES T substitution in
09:45	15 LEWIS J turnover bad pass (3)			5 BARNES T steal (1)
09:27				12 PEDERSEN M 3pt FG from turnover, jump shot missed
09:23	32 QUEZADA A defensive rebound (4)			
09:11	23 VILLALOBOS K 2pt FG in the paint, jump shot made (6)	<b>20-25</b>	<b>-5</b>	
08:54				5 BARNES T 3pt FG, jump shot missed
08:51	32 QUEZADA A defensive rebound (5)			
08:33	32 QUEZADA A 3pt FG, jump shot made (7)	<b>23-25</b>	<b>-2</b>	
08:33	20 BARCELLO S assist (1)			
07:58		<b>23-27</b>	<b>-4</b>	12 PEDERSEN M 2pt FG in the paint, layup made (4)
07:34	32 QUEZADA A 2pt FG in the paint, turnaround jump shot made (9)	<b>25-27</b>	<b>-2</b>	
07:14		<b>25-29</b>	<b>-4</b>	45 FERTIG A 2pt FG in the paint, layup made (14)
06:53	23 VILLALOBOS K foul drawn (2)			5 BARNES T foul shooting (4 - 1)
06:53				5 BARNES T substitution out
06:53				11 SYMONS M substitution in
06:53	23 VILLALOBOS K free throw 1 - 2 made (7)	<b>26-29</b>	<b>-3</b>	
06:53	23 VILLALOBOS K free throw 2 - 2 missed			
06:52				30 USTOWSKA O defensive rebound (3)
06:30				45 FERTIG A 2pt FG in the paint, jump shot missed
06:26				45 FERTIG A offensive rebound (6)
06:26		<b>26-31</b>	<b>-5</b>	45 FERTIG A 2pt FG second chance in the paint, layup made (16)
06:12	32 QUEZADA A turnover lost ball (2)			45 FERTIG A steal (1)
06:07				45 FERTIG A turnover bad pass (2)
05:51	24 PROHASKA A 2pt FG from turnover in the paint, layup missed			
05:48	24 PROHASKA A offensive rebound (4)			
05:44	15 LEWIS J 3pt FG from turnover second chance, jump shot missed			
05:41	24 PROHASKA A offensive rebound (5)			
05:38	23 VILLALOBOS K 2pt FG from turnover second chance outside the paint, jump shot missed			
05:35				45 FERTIG A defensive rebound (7)
05:22	20 BARCELLO S foul personal (1 - 1)			30 USTOWSKA O foul drawn (1)
05:22	20 BARCELLO S substitution out			
05:22	24 PROHASKA A substitution out			
05:22	32 QUEZADA A substitution out			



**Officials:** Michol Murray, Charles Gonzalez, Benny Luna

Game Time	SDSU	Score	Diff	WYO
05:22	0 PEPE K substitution in			
05:22	3 JACKSON A substitution in			
05:22	11 GREEN J substitution in			
05:22				30 USTOWSKA O substitution out
05:22				21 MCKENNA M substitution in
05:22	15 LEWIS J foul personal (1 - 2)			12 PEDERSEN M foul drawn (3)
05:22	15 LEWIS J foul personal (2 - 3)			12 PEDERSEN M foul drawn (4)
05:20		<b>26-33</b>	<b>-7</b>	45 FERTIG A 2pt FG in the paint, layup made (18)
05:20				12 PEDERSEN M assist (2)
05:08	0 PEPE K 2pt FG in the paint, layup missed			
05:06	11 GREEN J offensive rebound (2)			
05:06	11 GREEN J 2pt FG second chance in the paint, layup made (2)	<b>28-33</b>	<b>-5</b>	
05:06	11 GREEN J foul drawn (2)			21 MCKENNA M foul shooting (1 - 2)
05:06				2 MELLEMA E substitution out
05:06				45 FERTIG A substitution out
05:06				14 OLLILAINEN K substitution in
05:06				15 SAVIC M substitution in
05:06	11 GREEN J free throw 1 - 1 missed			
05:04	11 GREEN J offensive rebound (3)			
05:04	11 GREEN J turnover lost ball (2)			12 PEDERSEN M steal (2)
04:47		<b>28-36</b>	<b>-8</b>	12 PEDERSEN M 3pt FG from turnover, jump shot made (7)
04:47				11 SYMONS M assist (1)
04:31	15 LEWIS J 3pt FG , jump shot made (10)	<b>31-36</b>	<b>-5</b>	
04:31	11 GREEN J assist (1)			
04:07		<b>31-38</b>	<b>-7</b>	12 PEDERSEN M 2pt FG in the paint, jump shot made (9)
03:51	23 VILLALOBOS K 2pt FG in the paint, jump shot missed			
03:49				11 SYMONS M defensive rebound (3)
03:30	23 VILLALOBOS K steal (2)			11 SYMONS M turnover bad pass (1)
03:20	0 PEPE K turnover bad pass (3)			14 OLLILAINEN K steal (1)
03:14		<b>31-40</b>	<b>-9</b>	11 SYMONS M 2pt FG fast break from turnover in the paint, layup made (2)
03:14				14 OLLILAINEN K assist (1)
02:53	3 JACKSON A 2pt FG in the paint, layup missed			
02:50	3 JACKSON A offensive rebound (2)			
02:50	3 JACKSON A foul drawn (1)			12 PEDERSEN M foul personal (2 - 3)
02:50				Timeout media
02:50	15 LEWIS J substitution out			
02:50	23 VILLALOBOS K substitution out			
02:50	24 PROHASKA A substitution in			
02:50	32 QUEZADA A substitution in			
02:50				11 SYMONS M substitution out
02:50				12 PEDERSEN M substitution out
02:50				14 OLLILAINEN K substitution out
02:50				15 SAVIC M substitution out
02:50				2 MELLEMA E substitution in
02:50				30 USTOWSKA O substitution in
02:50				42 DICKERSON M substitution in
02:50				45 FERTIG A substitution in
02:45	11 GREEN J 2pt FG second chance in the paint, jump shot made (4)	<b>33-40</b>	<b>-7</b>	



Official Basketball Play by Play - 3rd Period  
**Wyoming at San Diego St.**  
 03/05/24 Steve Fisher Court at Viejas Arena, San Diego  
 2023-24 Women's Basketball

**Game Time:** 6:00 PM  
**Game Duration:** 1:42  
**Attendance:** 1,937

**Officials:** Michol Murray, Charles Gonzalez, Benny Luna

Game Time	SDSU	Score	Diff	WYO
02:23	0 PEPE K foul personal (2 - 4)			2 MELLEMA E foul drawn (1)
02:17	0 PEPE K foul personal (3 - 5)			45 FERTIG A foul drawn (3)
02:17		<b>33-41</b>	<b>-8</b>	45 FERTIG A free throw 1 - 2 made (19)
02:17				45 FERTIG A free throw 2 - 2 missed
02:15	32 QUEZADA A defensive rebound (6)			
02:04	0 PEPE K 2pt FG outside the paint, jump shot missed			
02:01				30 USTOWSKA O defensive rebound (4)
01:35				42 DICKERSON M 3pt FG , jump shot missed
01:33	32 QUEZADA A defensive rebound (7)			
01:24	32 QUEZADA A 2pt FG outside the paint, jump shot missed			
01:20				30 USTOWSKA O defensive rebound (5)
00:59				30 USTOWSKA O 3pt FG , jump shot missed
00:55	32 QUEZADA A defensive rebound (8)			
00:39	11 GREEN J turnover bad pass (3)			30 USTOWSKA O steal (1)
00:34		<b>33-43</b>	<b>-10</b>	42 DICKERSON M 2pt FG fast break from turnover in the paint, layup made (2)
00:34				30 USTOWSKA O assist (4)
00:05	32 QUEZADA A 2pt FG outside the paint, jump shot missed			
00:02				30 USTOWSKA O defensive rebound (6)
<b>END OF PERIOD</b>				
<b>SDSU 33-43 WYO</b>				



Officials: Michol Murray, Charles Gonzalez, Benny Luna

Wyoming - 18

NO.	Name	F/C	Min	FG			Rebounds			Fouls		TP	AS	TO	ST	Blocks		+/-
				M-A	M-A	M-A	OR	DR	TOT	PF	FD					BS	BA	
5	Tess Barnes	F	03:07	0-1	0-1	0-0	0	0	0	1	0	0	0	0	1	0	0	-3
45	Allyson Fertig	C	07:44	3-4	0-0	1-2	1	1	2	0	1	7	0	1	1	0	0	-1
2	Emily Mellema	G	07:44	0-0	0-0	0-0	0	0	0	0	1	0	0	0	0	0	0	-1
12	Malene Pedersen	G	07:10	3-4	1-2	0-0	0	0	0	1	2	7	1	0	1	0	0	2
30	Ola Ustowska	G	07:28	0-1	0-1	0-0	0	4	4	0	1	0	1	0	1	0	0	-1
11	Madi Symons		04:03	1-1	0-0	0-0	0	1	1	0	0	2	1	1	0	0	0	5
21	Maren McKenna		05:22	0-0	0-0	0-0	0	0	0	1	0	0	0	0	0	0	0	5
14	Kati Ollilainen		02:16	0-0	0-0	0-0	0	0	0	0	0	0	1	0	1	0	0	4
15	Marta Savic		02:16	0-0	0-0	0-0	0	0	0	0	0	0	0	0	0	0	0	4
42	McKinley Dickerson		02:50	1-2	0-1	0-0	0	0	0	0	0	2	0	0	0	0	0	1
Team							0	0	0		0		0					
<b>Totals</b>				8-13	1-5	1-2	1	6	7	3	5	18	4	2	5	0	0	3

Shooting By Period		
3 <sup>rd</sup> FG%	8-13	61.5%
3PT%	1-5	20.0%
FT%	1-2	50%
GM FG%	8-13	61.5%
3PT%	1-5	20.0%
FT%	1-2	50.0%

Dead Ball Rebounds: 0, 0

Technical Fouls::NONE

San Diego St. - 15

NO.	Name	F/C	Min	FG			Rebounds			Fouls		TP	AS	TO	ST	Blocks		+/-
				M-A	M-A	M-A	OR	DR	TOT	PF	FD					BS	BA	
23	Kim Villalobos	F	07:10	1-3	0-0	1-2	0	0	0	0	1	3	0	0	1	0	0	-2
32	Adryana Quezada	F	07:28	2-4	1-1	0-0	0	5	5	0	0	5	0	1	0	0	0	1
15	Jada Lewis	G	07:10	1-2	1-2	0-0	0	0	0	2	0	3	0	1	0	0	0	-2
20	Sarah Barcello	G	04:38	0-0	0-0	0-0	0	0	0	1	0	0	1	0	0	0	0	2
24	Abby Prohaska	G	07:28	0-1	0-0	0-0	2	0	2	0	0	0	0	0	0	0	0	1
10	Mia Davis		00:00	0-0	0-0	0-0	0	0	0	0	0	0	0	0	0	0	0	0
13	Meghan Fiso		00:00	0-0	0-0	0-0	0	0	0	0	0	0	0	0	0	0	0	0
0	Khylee Pepe		05:22	0-2	0-0	0-0	0	0	0	2	0	0	0	1	0	0	0	-5
3	Alyssa Jackson		05:22	0-1	0-0	0-0	1	0	1	0	1	0	0	0	0	0	0	-5
11	Jazlen Green		05:22	2-2	0-0	0-1	2	0	2	0	1	4	1	2	0	0	0	-5
Team							0	0	0		0		0					
<b>Totals</b>				6-15	2-3	1-3	5	5	10	5	3	15	2	5	1	0	0	-3

Shooting By Period		
3 <sup>rd</sup> FG%	6-15	40.0%
3PT%	2-3	66.7%
FT%	1-3	33.3%
GM FG%	6-15	40.0%
3PT%	2-3	66.7%
FT%	1-3	33.3%

Dead Ball Rebounds: 0, 0

Technical Fouls::NONE

	WYO	SDSU	Points from		Period by Period Scoring						
Biggest lead	10 (3 <sup>rd</sup> 0:34)	0 (1 <sup>st</sup> 10:00)	Turnovers	7	0	1st	2nd	3rd	4th	TOT	
Best Scoring Run	4(3 <sup>rd</sup> 5:20)	5(3 <sup>rd</sup> 8:33)	Paint	14	8	WYO	15	10	18	12	55
Lead Changes	0		Second Chance	2	4	SDSU	10	8	15	25	58
Times Tied	0		Fast Breaks	4	0						
Time with Lead	09:27	00:00	Bench	4	4						



**Period 4**

**Quarter Starters:**

<b>SDSU</b>	11 Green J	15 Lewis J	23 Villalobos K	24 Prohaska A	32 Quezada A
<b>WYO</b>	2 Mellema E	11 Symons M	12 Pedersen M	15 Savic M	30 Ustowska O

Game Time	SDSU	Score	Diff	WYO
10:00	0 PEPE K substitution out			
10:00	3 JACKSON A substitution out			
10:00	15 LEWIS J substitution in			
10:00	23 VILLALOBOS K substitution in			
10:00				21 MCKENNA M substitution out
10:00				42 DICKERSON M substitution out
10:00				45 FERTIG A substitution out
10:00				11 SYMONS M substitution in
10:00				12 PEDERSEN M substitution in
10:00				15 SAVIC M substitution in
09:34				15 SAVIC M 2pt FG in the paint, hook shot missed
09:29	24 PROHASKA A defensive rebound (6)			
09:18	23 VILLALOBOS K foul drawn (3)			15 SAVIC M foul shooting (2 - 1)
09:18	23 VILLALOBOS K free throw 1 - 2 made (8)	<b>34-43</b>	<b>-9</b>	
09:18	23 VILLALOBOS K free throw 2 - 2 made (9)	<b>35-43</b>	<b>-8</b>	
08:59				12 PEDERSEN M 2pt FG outside the paint, jump shot missed
08:56	23 VILLALOBOS K defensive rebound (4)			
08:51	15 LEWIS J 3pt FG , jump shot missed			
08:48				12 PEDERSEN M defensive rebound (4)
08:32		<b>35-45</b>	<b>-10</b>	30 USTOWSKA O 2pt FG in the paint, layup made (2)
08:32				15 SAVIC M assist (1)
08:13	23 VILLALOBOS K 2pt FG in the paint, jump shot made (11)	<b>37-45</b>	<b>-8</b>	
07:57		<b>37-47</b>	<b>-10</b>	15 SAVIC M 2pt FG in the paint, layup made (4)
07:57				30 USTOWSKA O assist (5)
07:39	24 PROHASKA A 2pt FG in the paint, driving layup made (2)	<b>39-47</b>	<b>-8</b>	
07:16				12 PEDERSEN M 3pt FG , jump shot missed
07:13				11 SYMONS M offensive rebound (4)
06:59		<b>39-50</b>	<b>-11</b>	12 PEDERSEN M 3pt FG second chance, jump shot made (12)
06:59				30 USTOWSKA O assist (6)
06:57				Timeout 30 Sec
06:57	Timeout media			
06:57	11 GREEN J substitution out			
06:57	32 QUEZADA A substitution out			
06:57	0 PEPE K substitution in			
06:57	20 BARCELLO S substitution in			
06:57				2 MELLEMA E substitution out
06:57				15 SAVIC M substitution out
06:57				14 OLLILAINEN K substitution in
06:57				45 FERTIG A substitution in
06:46	24 PROHASKA A foul drawn (3)			12 PEDERSEN M foul shooting (3 - 2)
06:46				30 USTOWSKA O substitution out
06:46				21 MCKENNA M substitution in
06:46	24 PROHASKA A free throw 1 - 2 made (3)	<b>40-50</b>	<b>-10</b>	



Official Basketball Play by Play - 4th Period  
**Wyoming at San Diego St.**  
 03/05/24 Steve Fisher Court at Viejas Arena, San Diego  
 2023-24 Women's Basketball

**Game Time:** 6:00 PM  
**Game Duration:** 1:42  
**Attendance:** 1,937

**Officials:** Michol Murray, Charles Gonzalez, Benny Luna

Game Time	SDSU	Score	Diff	WYO
06:46	24 PROHASKA A free throw 2 - 2 made (4)	<b>41-50</b>	<b>-9</b>	
06:19				14 OLLILAINEN K turnover bad pass (1)
06:08	23 VILLALOBOS K foul drawn (4)			45 FERTIG A foul shooting (1 - 3)
06:08	23 VILLALOBOS K free throw 1 - 2 made (12)	<b>42-50</b>	<b>-8</b>	
06:08	23 VILLALOBOS K free throw 2 - 2 made (13)	<b>43-50</b>	<b>-7</b>	
06:08				12 PEDERSEN M substitution out
06:08				30 USTOWSKA O substitution in
06:07	24 PROHASKA A steal (1)			11 SYMONS M turnover bad pass (2)
06:04	23 VILLALOBOS K foul drawn (5)			11 SYMONS M foul shooting (1 - 4)
06:04				14 OLLILAINEN K substitution out
06:04				2 MELLEMA E substitution in
06:04	23 VILLALOBOS K free throw fast break 1 - 2 made (14)	<b>44-50</b>	<b>-6</b>	
06:04	23 VILLALOBOS K free throw fast break 2 - 2 made (15)	<b>45-50</b>	<b>-5</b>	
05:51	20 BARCELLO S foul personal (2 - 1)			11 SYMONS M foul drawn (1)
05:40	0 PEPE K steal (2)			2 MELLEMA E turnover bad pass (3)
05:40				21 MCKENNA M substitution out
05:40				12 PEDERSEN M substitution in
05:21	15 LEWIS J 3pt FG from turnover, jump shot missed			
05:18				45 FERTIG A defensive rebound (8)
04:55	Timeout media			
04:55	0 PEPE K substitution out			
04:55	32 QUEZADA A substitution in			
04:55				11 SYMONS M substitution out
04:55				5 BARNES T substitution in
04:53				2 MELLEMA E 2pt FG in the paint, jump shot blocked
04:53	24 PROHASKA A block (1)			
04:49	32 QUEZADA A defensive rebound (9)			
04:41	23 VILLALOBOS K 2pt FG in the paint, layup made (17)	<b>47-50</b>	<b>-3</b>	
04:20	24 PROHASKA A steal (2)			30 USTOWSKA O turnover bad pass (2)
04:01	32 QUEZADA A foul drawn (1)			5 BARNES T foul shooting (5 - 5)
04:01				5 BARNES T substitution out
04:01				11 SYMONS M substitution in
04:01	32 QUEZADA A free throw 1 - 2 made (10)	<b>48-50</b>	<b>-2</b>	
04:01	32 QUEZADA A free throw 2 - 2 made (11)	<b>49-50</b>	<b>-1</b>	
03:31				turnover shot clock (18)
03:18	32 QUEZADA A 2pt FG from turnover outside the paint, jump shot missed			
03:13	23 VILLALOBOS K offensive rebound (5)			
03:13	23 VILLALOBOS K 2pt FG from turnover second chance in the paint, layup made (19)	<b>51-50</b>	<b>1</b>	
02:52				45 FERTIG A 2pt FG in the paint, hook shot missed
02:49				45 FERTIG A offensive rebound (9)
02:37				30 USTOWSKA O 3pt FG second chance, jump shot missed
02:34	23 VILLALOBOS K defensive rebound (6)			
02:18	24 PROHASKA A foul drawn (4)			30 USTOWSKA O foul shooting (1 - 6)
02:18	32 QUEZADA A substitution out			
02:18	0 PEPE K substitution in			
02:18	24 PROHASKA A free throw 1 - 2 made (5)	<b>52-50</b>	<b>2</b>	
02:18	24 PROHASKA A free throw 2 - 2 missed			
02:17	offensive rebound (28)			





**Officials:** Michol Murray, Charles Gonzalez, Benny Luna

Game Time	SDSU	Score	Diff	WYO
02:17				30 USTOWSKA O substitution out
02:17				42 DICKERSON M substitution in
02:04	23 VILLALOBOS K 2pt FG second chance in the paint, layup made (21)	<b>54-50</b>	<b>4</b>	
02:04	24 PROHASKA A assist (3)			
01:29				12 PEDERSEN M 2pt FG outside the paint, jump shot blocked
01:29	20 BARCELLO S block (1)			
01:25				2 MELLEMA E offensive rebound (1)
01:23	23 VILLALOBOS K steal (3)			2 MELLEMA E turnover lost ball (4)
01:15	Timeout 60 Sec			
01:15	0 PEPE K substitution out			
01:15	32 QUEZADA A substitution in			
01:01	24 PROHASKA A 2pt FG from turnover in the paint, jump shot missed			
00:57				45 FERTIG A defensive rebound (10)
00:58				Timeout 30 Sec
00:58	32 QUEZADA A substitution out			
00:58	0 PEPE K substitution in			
00:58				11 SYMONS M substitution out
00:58				21 MCKENNA M substitution in
00:54		<b>54-52</b>	<b>2</b>	42 DICKERSON M 2pt FG in the paint, layup made (4)
00:54				12 PEDERSEN M assist (3)
00:38	24 PROHASKA A turnover bad pass (2)			12 PEDERSEN M steal (3)
00:33				12 PEDERSEN M 2pt FG from turnover in the paint, layup blocked
00:33	23 VILLALOBOS K block (1)			
00:33				offensive rebound (31)
00:33				Timeout 30 Sec
00:31	23 VILLALOBOS K steal (4)			21 MCKENNA M turnover bad pass (1)
00:28	23 VILLALOBOS K foul drawn (6)			2 MELLEMA E foul shooting (1 - 7)
00:28	23 VILLALOBOS K free throw fast break 1 - 2 missed			
00:28	offensive dead ball rebound (2)			
00:28	23 VILLALOBOS K free throw fast break 2 - 2 made (22)	<b>55-52</b>	<b>3</b>	
00:28				Timeout 60 Sec
00:28	24 PROHASKA A foul personal (2 - 2)			2 MELLEMA E foul drawn (2)
00:23	24 PROHASKA A foul personal (3 - 3)			2 MELLEMA E foul drawn (3)
00:15	20 BARCELLO S foul personal (3 - 4)			12 PEDERSEN M foul drawn (5)
00:10				42 DICKERSON M 3pt FG , jump shot missed
00:07	defensive rebound (29)			
00:07	0 PEPE K substitution out			
00:07	32 QUEZADA A substitution in			
00:07	Timeout 30 Sec			
00:06	23 VILLALOBOS K foul drawn (7)			45 FERTIG A foul personal (2 - 8)
00:06	23 VILLALOBOS K free throw fast break 1 - 2 made (23)	<b>56-52</b>	<b>4</b>	
00:06	23 VILLALOBOS K free throw fast break 2 - 2 made (24)	<b>57-52</b>	<b>5</b>	
00:06	32 QUEZADA A substitution out			
00:06	0 PEPE K substitution in			
00:01		<b>57-55</b>	<b>2</b>	2 MELLEMA E 3pt FG , jump shot made (5)
00:00	24 PROHASKA A foul drawn (5)			2 MELLEMA E foul personal (2 - 9)
00:00	24 PROHASKA A free throw fast break 1 - 2 missed			



Official Basketball Play by Play - 4th Period  
**Wyoming at San Diego St.**  
03/05/24 Steve Fisher Court at Viejas Arena, San Diego  
2023-24 Women's Basketball

**Game Time:** 6:00 PM  
**Game Duration:** 1:42  
**Attendance:** 1,937

**Officials:** Michol Murray, Charles Gonzalez, Benny Luna

Game Time	SDSU	Score	Diff	WYO
00:00	offensive dead ball rebound (3)			
00:00	24 PROHASKA A free throw fast break 2 - 2 made (6)	<b>58-55</b>	<b>3</b>	
<b>END OF GAME</b>				
<b>SDSU 58-55 WYO</b>				



**Officials:** Michol Murray, Charles Gonzalez, Benny Luna

**Wyoming - 12**

NO.	Name	F	Min	FG	3P	FT	Rebounds			Fouls		TP	AS	TO	ST	Blocks		+/-
				M-A	M-A	M-A	OR	DR	TOT	PF	FD					BS	BA	
5	Tess Barnes	F	00:54	0-0	0-0	0-0	0	0	0	1	0	0	0	0	0	0	0	-2
45	Allyson Fertig	C	06:57	0-1	0-0	0-0	1	2	3	2	0	0	0	0	0	0	0	-14
2	Emily Mellema	G	09:07	1-2	1-1	0-0	1	0	1	2	2	3	0	2	0	0	1	-9
12	Malene Pedersen	G	09:32	1-5	1-2	0-0	0	1	1	1	1	3	1	0	1	0	2	-11
30	Ola Ustowska	G	07:05	1-2	0-1	0-0	0	0	0	1	0	2	2	1	0	0	0	-8
11	Madi Symons		08:08	0-0	0-0	0-0	1	0	1	1	1	0	0	1	0	0	0	-12
15	Marta Savic		03:03	1-2	0-0	0-0	0	0	0	1	0	2	1	0	0	0	0	1
14	Kati Ollilainen		00:53	0-0	0-0	0-0	0	0	0	0	0	0	0	1	0	0	0	-4
21	Maren McKenna		02:04	0-0	0-0	0-0	0	0	0	0	0	0	0	1	0	0	0	-5
42	McKinley Dickerson		02:17	1-2	0-1	0-0	0	0	0	0	0	2	0	0	0	0	0	-1
Team							1	0	1			0		1				
<b>Totals</b>				5-14	2-5	0-0	4	3	7	9	4	12	4	7	1	0	3	-13

Shooting By Period		
4 <sup>th</sup> FG%	5-14	35.7%
3PT%	2-5	40.0%
FT%	0-0	0%
GM FG%	5-14	35.7%
3PT%	2-5	40.0%
FT%	0-0	0.0%

Dead Ball Rebounds: 0, 0

Technical Fouls::NONE

**San Diego St. - 25**

NO.	Name	F	Min	FG	3P	FT	Rebounds			Fouls		TP	AS	TO	ST	Blocks		+/-
				M-A	M-A	M-A	OR	DR	TOT	PF	FD					BS	BA	
23	Kim Villalobos	F	10:00	4-4	0-0	9-10	1	2	3	0	5	17	0	0	2	1	0	13
32	Adryana Quezada	F	05:58	0-1	0-0	2-2	0	1	1	0	1	2	0	0	0	0	0	7
15	Jada Lewis	G	10:00	0-2	0-2	0-0	0	0	0	0	0	0	0	0	0	0	0	13
20	Sarah Barcello	G	06:57	0-0	0-0	0-0	0	0	0	2	0	0	0	0	0	1	0	14
24	Abby Prohaska	G	10:00	1-2	0-0	4-6	0	1	1	2	3	6	1	1	2	1	0	13
3	Alyssa Jackson		00:00	0-0	0-0	0-0	0	0	0	0	0	0	0	0	0	0	0	0
11	Jazlen Green		03:03	0-0	0-0	0-0	0	0	0	0	0	0	0	0	0	0	0	-1
0	Khylee Pepe		04:02	0-0	0-0	0-0	0	0	0	0	0	0	0	0	1	0	0	6
Team							1	1	2			0		0				
<b>Totals</b>				5-9	0-2	15-18	2	5	7	4	9	25	1	1	5	3	0	13

Shooting By Period		
4 <sup>th</sup> FG%	5-9	55.6%
3PT%	0-2	0.0%
FT%	15-18	83.3%
GM FG%	5-9	55.6%
3PT%	0-2	0.0%
FT%	15-18	83.3%

Dead Ball Rebounds: 2, 0

Technical Fouls::NONE

	WYO	SDSU
Biggest lead	11 (4 <sup>th</sup> 6:59)	5 (4 <sup>th</sup> 0:06)
Best Scoring Run	3(4 <sup>th</sup> 6:59)	15(4 <sup>th</sup> 2:04)
Lead Changes	1	
Times Tied	0	
Time with Lead	06:21	03:13

Points from	WYO	SDSU
Turnovers	0	9
Paint	6	10
Second Chance	3	4
Fast Breaks	0	6
Bench	4	0

	Period by Period Scoring				
	1st	2nd	3rd	4th	TOT
WYO	15	10	18	12	55
SDSU	10	8	15	25	58



Officials: Michol Murray, Charles Gonzalez, Benny Luna

Wyoming - 30

NO.	Name	F/C	Min	FG			3P			FT			Rebounds			Fouls		TP	AS	TO	ST	Blocks		+/-
				M-A	M-A	M-A	OR	DR	TOT	PF	FD	BS	BA											
5	Tess Barnes	F	04:01	0-1	0-1	0-0	0	0	0	2	0	0	0	0	0	0	0	0	0	1	0	0	-5	
45	Allyson Fertig	C	14:41	3-5	0-0	1-2	2	3	5	2	1	7	0	1	7	0	1	1	0	0	0	-15		
2	Emily Mellema	G	16:51	1-2	1-1	0-0	1	0	1	2	3	3	0	2	3	0	2	0	0	1	0	-10		
12	Malene Pedersen	G	16:42	4-9	2-4	0-0	0	1	1	2	3	10	2	0	2	0	2	0	2	0	2	-9		
30	Ola Ustowska	G	14:33	1-3	0-2	0-0	0	4	4	1	1	2	3	1	1	2	3	1	1	0	0	-9		
11	Madi Symons		12:11	1-1	0-0	0-0	1	1	2	1	1	2	1	2	0	0	0	0	0	0	0	-7		
21	Maren McKenna		07:26	0-0	0-0	0-0	0	0	0	1	0	0	0	0	1	0	0	0	0	0	0	0		
14	Kati Ollilainen		03:09	0-0	0-0	0-0	0	0	0	0	0	0	0	1	1	1	1	0	0	0	0	0		
15	Marta Savic		05:19	1-2	0-0	0-0	0	0	0	1	0	2	1	0	0	0	0	0	0	0	0	5		
42	McKinley Dickerson		05:07	2-4	0-2	0-0	0	0	0	0	0	4	0	0	0	0	0	0	0	0	0	0		
Team							1	0	1			0			1									
<b>Totals</b>				13-27	3-10	1-2	5	9	14	12	9	30	8	9	6	0	3						-10	

Shooting By Period		
3 <sup>rd</sup> FG%	8-13	61.5%
3PT%	1-5	20.0%
FT%	1-2	50%
4 <sup>th</sup> FG%	5-14	35.7%
3PT%	2-5	40.0%
FT%	0-0	0%
GM FG%	13-27	48.1%
3PT%	3-10	30.0%
FT%	1-2	50.0%

Dead Ball Rebounds: 0, 0

Technical Fouls::NONE

San Diego St. - 40

NO.	Name	F/C	Min	FG			3P			FT			Rebounds			Fouls		TP	AS	TO	ST	Blocks		+/-
				M-A	M-A	M-A	OR	DR	TOT	PF	FD	BS	BA											
23	Kim Villalobos	F	17:10	5-7	0-0	10-12	1	2	3	0	6	20	0	0	3	1	0	11						
32	Adryana Quezada	F	13:26	2-5	1-1	2-2	0	6	6	0	1	7	0	1	0	0	8							
15	Jada Lewis	G	17:10	1-4	1-4	0-0	0	0	0	2	0	3	0	1	0	0	11							
20	Sarah Barcello	G	11:35	0-0	0-0	0-0	0	0	0	3	0	0	1	0	0	16								
24	Abby Prohaska	G	17:28	1-3	0-0	4-6	2	1	3	2	3	6	1	1	2	1	14							
10	Mia Davis		00:00	0-0	0-0	0-0	0	0	0	0	0	0	0	0	0	0	0							
13	Meghan Fiso		00:00	0-0	0-0	0-0	0	0	0	0	0	0	0	0	0	0	0							
0	Khylee Pepe		09:24	0-2	0-0	0-0	0	0	0	2	0	0	0	1	1	0	1							
3	Alyssa Jackson		05:22	0-1	0-0	0-0	1	0	1	0	1	0	0	0	0	0	-5							
11	Jazlen Green		08:25	2-2	0-0	0-1	2	0	2	0	1	4	1	2	0	0	-6							
Team							1	1	2			0		0										
<b>Totals</b>				11-24	2-5	16-21	7	10	17	9	12	40	3	6	6	3	0	10						

Shooting By Period		
3 <sup>rd</sup> FG%	6-15	40.0%
3PT%	2-3	66.7%
FT%	1-3	33.3%
4 <sup>th</sup> FG%	5-9	55.6%
3PT%	0-2	0.0%
FT%	15-18	83.3%
GM FG%	11-24	45.8%
3PT%	2-5	40.0%
FT%	16-21	76.2%

Dead Ball Rebounds: 2, 0

Technical Fouls::NONE

	WYO	SDSU
Biggest lead	11 (4 <sup>th</sup> 6:59)	5 (4 <sup>th</sup> 0:06)
Best Scoring Run	4(3 <sup>rd</sup> 5:20)	15(4 <sup>th</sup> 2:04)
Lead Changes	1	
Times Tied	0	
Time with Lead	16:14	03:13

Points from	WYO	SDSU
Turnovers	7	9
Paint	20	18
Second Chance	5	8
Fast Breaks	4	6
Bench	8	4

	Period by Period Scoring				
	1st	2nd	3rd	4th	TOT
WYO	15	10	18	12	55
SDSU	10	8	15	25	58



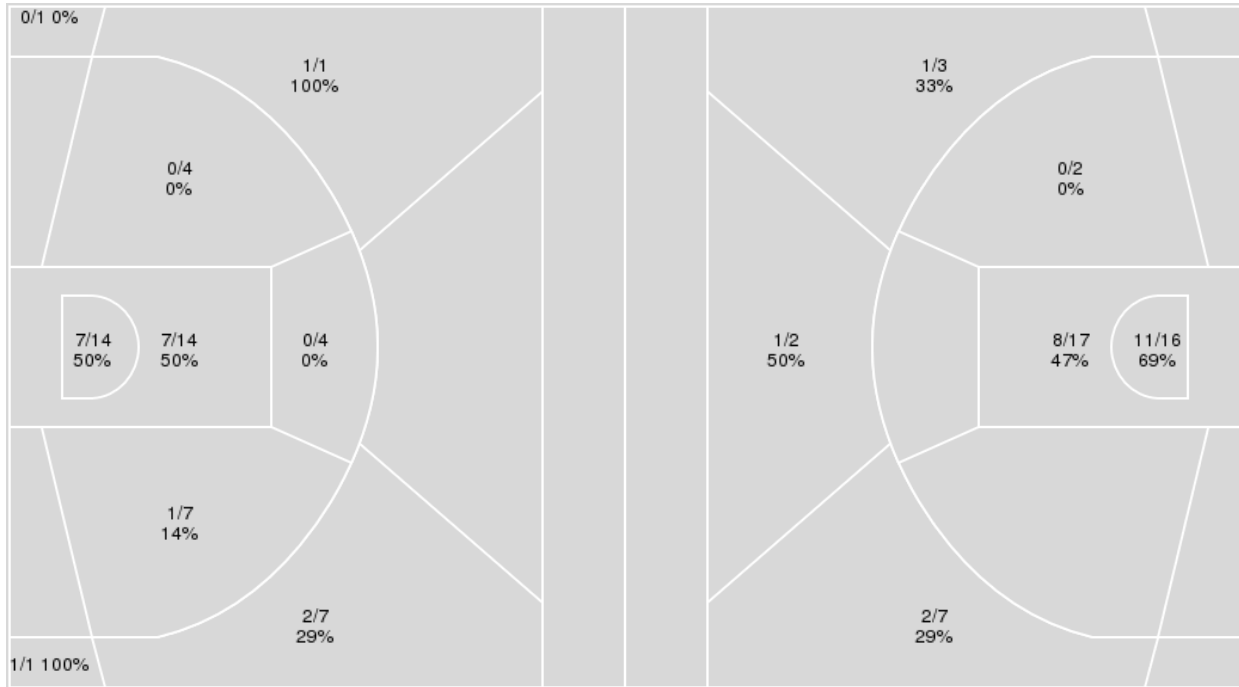
**Officials:** Michol Murray, Charles Gonzalez, Benny Luna

{ Players => 0, 1, 2, 3, 4, 5, 10, 11, 13, 15, 20, 22, 23, 24, 32; } FG  
 Types => All; Results => All;

{ Players => 1, 2, 3, 5, 10, 11, 12, 14, 15, 21, 23, 25, 30, 42, 45; } FG  
 Types => All; Results => All;

**San Diego St.**

**Wyoming**



San Diego St.	M/A	%
Field Goals	19/53	36
2 Points	15/43	35
3 Points	4/10	40
Free Throws	16/21	76

Wyoming	M/A	%
Field Goals	23/47	49
2 Points	19/35	54
3 Points	4/12	33
Free Throws	5/6	83



**Wyoming at San Diego St.**

03/05/24 Steve Fisher Court at Viejas Arena, San Diego  
2023-24 Women's Basketball

Game Time: 6:00 PM  
Game Duration: 1:42  
Attendance: 1,937

Officials: Michol Murray, Charles Gonzalez, Benny Luna

**Wyoming**

No	Name	Mins		Score		Points Diff		Points per Min		Assists		Rebounds		Steals		Turnovers	
		On	Off	On	Off	On	Off	On	Off	On	Off	On	Off	On	Off	On	Off
2	Emily Mellema	31:21	08:39	43 - 47	12 - 11	-4	1	1.37	1.39	12	3	26	5	8	2	14	6
5	Tess Barnes	12:29	27:31	19 - 17	36 - 41	2	-5	1.52	1.31	5	10	6	25	2	8	7	13
11	Madi Symons	23:43	16:17	28 - 35	27 - 23	-7	4	1.18	1.66	8	7	21	10	6	4	12	8
12	Malene Pedersen	34:38	05:22	50 - 52	5 - 6	-2	-1	1.44	0.93	13	2	27	4	9	1	18	2
14	Kati Ollilainen	08:39	31:21	12 - 11	43 - 47	1	-4	1.39	1.37	3	12	5	26	2	8	6	14
15	Marta Savic	12:05	27:55	21 - 13	34 - 45	8	-11	1.74	1.22	7	8	8	23	2	8	4	16
21	Maren McKenna	11:56	28:04	23 - 20	32 - 38	3	-6	1.93	1.14	5	10	10	21	6	4	7	13
30	Ola Ustowska	24:21	15:39	30 - 36	25 - 22	-6	3	1.23	1.60	10	5	17	14	5	5	10	10
42	McKinley Dickerson	12:53	27:07	15 - 14	40 - 44	1	-4	1.16	1.48	4	11	12	19	2	8	6	14
45	Allyson Fertig	27:55	12:05	34 - 45	21 - 13	-11	8	1.22	1.74	8	7	23	8	8	2	16	4

**San Diego St.**

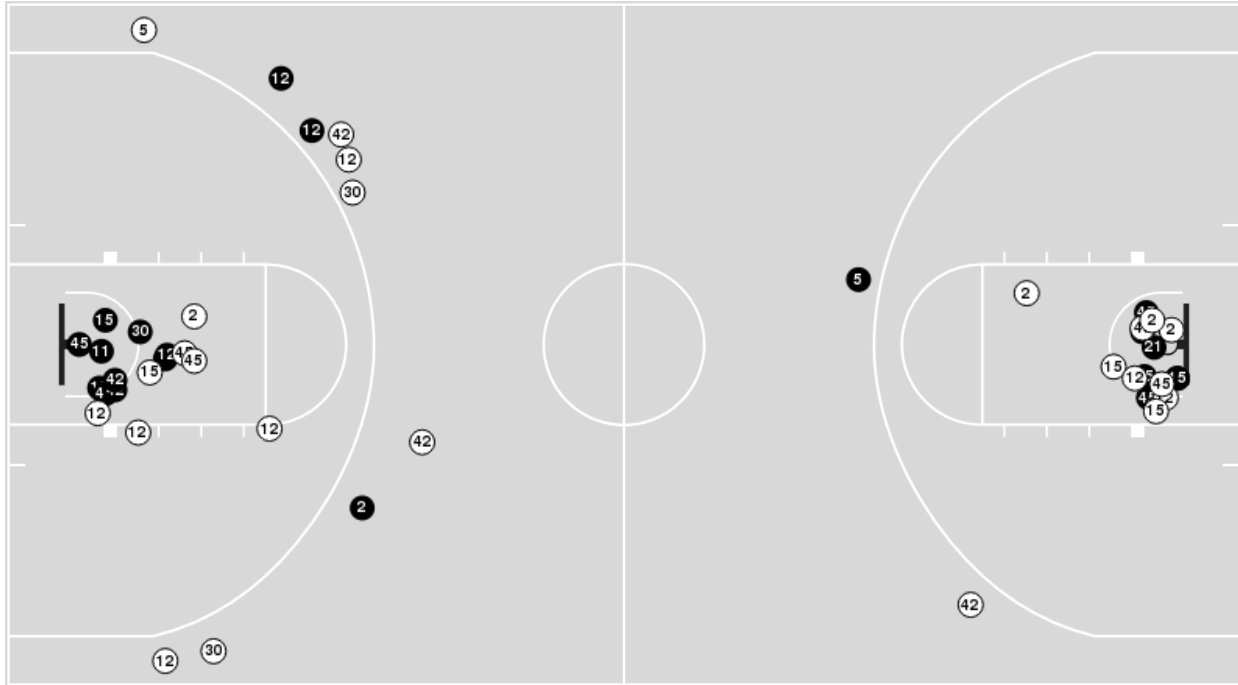
No	Name	Mins		Score		Points Diff		Points per Min		Assists		Rebounds		Steals		Turnovers	
		On	Off	On	Off	On	Off	On	Off	On	Off	On	Off	On	Off	On	Off
0	Khylee Pepe	16:33	23:27	26 - 24	32 - 31	2	1	1.57	1.36	4	3	12	17	7	5	9	6
3	Alyssa Jackson	10:20	29:40	11 - 19	47 - 36	-8	11	1.06	1.58	2	5	8	21	3	9	4	11
10	Mia Davis	05:21	34:39	5 - 5	53 - 50	0	3	0.93	1.53	1	6	3	26	1	11	2	13
11	Jazlen Green	16:17	23:43	18 - 28	40 - 27	-10	13	1.11	1.69	2	5	12	17	3	9	9	6
13	Meghan Fiso	04:14	35:46	3 - 2	55 - 53	1	2	0.71	1.54	1	6	3	26	1	11	2	13
15	Jada Lewis	35:02	04:58	56 - 52	2 - 3	4	-1	1.60	0.40	7	0	24	5	12	0	12	3
20	Sarah Barcello	23:26	16:34	37 - 27	21 - 28	10	-7	1.58	1.27	4	3	17	12	9	3	6	9
23	Kim Villalobos	28:32	11:28	48 - 43	10 - 12	5	-2	1.68	0.87	5	2	21	8	10	2	9	6
24	Abby Prohaska	30:41	09:19	49 - 37	9 - 18	12	-9	1.60	0.97	5	2	23	6	8	4	12	3
32	Adryana Quezada	29:34	10:26	37 - 38	21 - 17	-1	4	1.25	2.01	4	3	22	7	6	6	10	5



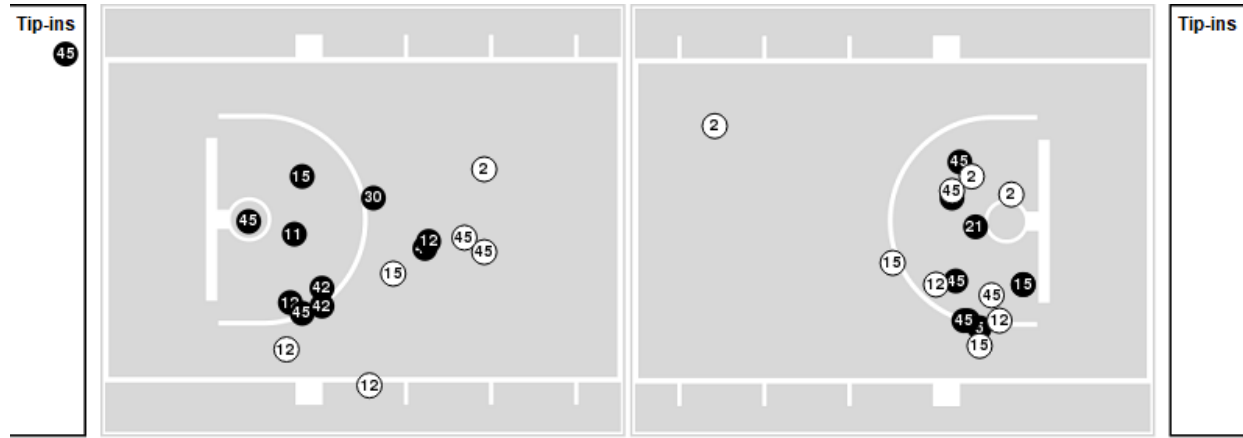
Players => 1, 2, 3, 5, 10, 11, 12, 14, 15, 21, 23, 25, 30, 42, 45FG Types=>AllResults=>All

## Wyoming

### All Field Goals



### Blow Up Chart



● Made    ○ Missed    N - Player Number

Wyoming	M/A	%
Field Goals	23/47	49
2 Points	19/35	54
3 Points	4/12	33
Free Throws	5/6	83

Wyoming	M/A	%
Points in the Paint	38 (19 / 33)	58
Fast Break Points	4 (2/2)	100
Second Chance Points	5 (2/3)	67
Effective FG%	53	

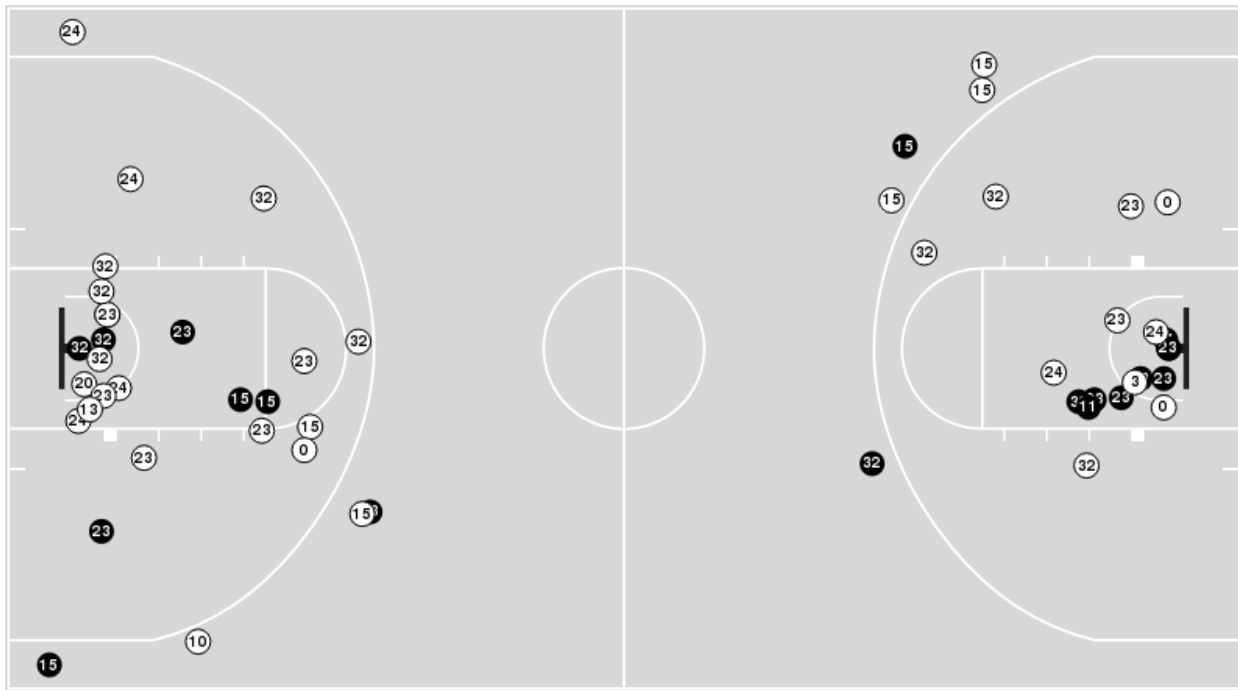


**Officials:** Michol Murray, Charles Gonzalez, Benny Luna

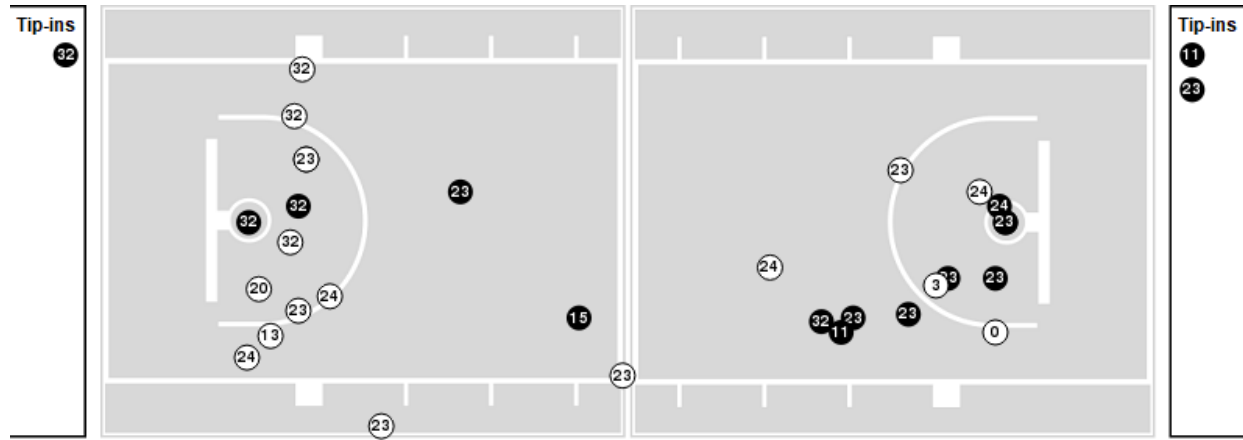
Players => 0, 1, 2, 3, 4, 5, 10, 11, 13, 15, 20, 22, 23, 24, 32 FG Types=>All Results=>All

**San Diego St.**

**All Field Goals**



**Blow Up Chart**



● Made    ○ Missed    N - Player Number

San Diego St.	M/A	%
Field Goals	19/53	36
2 Points	15/43	35
3 Points	4/10	40
Free Throws	16/21	76

San Diego St.	M/A	%
Points in the Paint	28 (14 / 28)	50
Fast Break Points	6 (6/8)	75
Second Chance Points	10 (5/11)	45
Effective FG%	40	





**Wyoming**

Lineup	Quarter On	Time On	Quarter Off	Time Off	Time on Court	Score	Score Diff	Reb	Stl	Tov	Ass	PPP
2- Mellema E/ 5- Barnes T/ 12- Pedersen M/ 30- Ustowska O/ 45- Fertig A/	1	10:00	1	04:54	05:06	10-6	4	4	1	3	4	1.1111
5- Barnes T/ 12- Pedersen M/ 14- Ollilainen K/ 15- Savic M/ 42- Dickerson M/	1	04:54	1	02:30	02:24	3-2	1	1	0	2	1	0.7500
11- Symons M/ 12- Pedersen M/ 14- Ollilainen K/ 15- Savic M/ 42- Dickerson M/	1	02:30	1	02:04	00:26	0-0	0	1	0	0	0	0.0000
2- Mellema E/ 11- Symons M/ 15- Savic M/ 30- Ustowska O/ 42- Dickerson M/	1	02:04	2	10:00	02:04	2-2	0	1	0	0	1	0.6667
2- Mellema E/ 11- Symons M/ 12- Pedersen M/ 30- Ustowska O/ 45- Fertig A/	2	10:00	2	07:39	02:21	2-0	2	2	1	2	1	0.6667
2- Mellema E/ 11- Symons M/ 12- Pedersen M/ 21- McKenna M/ 45- Fertig A/	2	07:39	2	05:01	02:38	4-3	1	3	2	1	0	0.8197
5- Barnes T/ 12- Pedersen M/ 14- Ollilainen K/ 15- Savic M/ 21- McKenna M/	2	05:01	2	04:03	00:58	2-0	2	1	0	1	0	1.0000
11- Symons M/ 12- Pedersen M/ 14- Ollilainen K/ 15- Savic M/ 21- McKenna M/	2	04:03	2	03:09	00:54	0-0	0	1	0	0	0	0.0000
11- Symons M/ 12- Pedersen M/ 14- Ollilainen K/ 42- Dickerson M/ 45- Fertig A/	2	03:09	2	02:21	00:48	0-2	-2	0	0	0	0	0.0000
2- Mellema E/ 11- Symons M/ 12- Pedersen M/ 42- Dickerson M/ 45- Fertig A/	2	02:21	2	00:16	02:04	2-0	2	3	0	2	0	0.5155
2- Mellema E/ 11- Symons M/ 12- Pedersen M/ 30- Ustowska O/ 45- Fertig A/	2	00:16	3	10:00	00:16	0-3	-3	0	0	0	0	0.0000
2- Mellema E/ 5- Barnes T/ 12- Pedersen M/ 30- Ustowska O/ 45- Fertig A/	3	10:00	3	06:53	03:07	4-7	-3	0	1	0	0	1.0000
2- Mellema E/ 11- Symons M/ 12- Pedersen M/ 30- Ustowska O/ 45- Fertig A/	3	06:53	3	05:22	01:31	2-1	1	3	1	1	0	1.0000
2- Mellema E/ 11- Symons M/ 12- Pedersen M/ 21- McKenna M/ 45- Fertig A/	3	05:22	3	05:06	00:16	2-2	0	0	0	0	1	2.0000
11- Symons M/ 12- Pedersen M/ 14- Ollilainen K/ 15- Savic M/ 21- McKenna M/	3	05:06	3	02:50	02:16	7-3	4	1	2	1	2	1.7500
2- Mellema E/ 21- McKenna M/ 30- Ustowska O/ 42- Dickerson M/ 45- Fertig A/	3	02:50	4	10:00	02:50	3-2	1	3	1	0	1	0.7732
2- Mellema E/ 11- Symons M/ 12- Pedersen M/ 15- Savic M/ 30- Ustowska O/	4	10:00	4	06:57	03:03	7-6	1	2	0	0	3	1.4000
11- Symons M/ 12- Pedersen M/ 14- Ollilainen K/ 30- Ustowska O/ 45- Fertig A/	4	06:57	4	06:46	00:11	0-0	0	0	0	0	0	0.0000
11- Symons M/ 12- Pedersen M/ 14- Ollilainen K/ 21- McKenna M/ 45- Fertig A/	4	06:46	4	06:08	00:38	0-4	-4	0	0	1	0	0.0000
11- Symons M/ 14- Ollilainen K/ 21- McKenna M/ 30- Ustowska O/ 45- Fertig A/	4	06:08	4	06:04	00:04	0-0	0	0	0	1	0	0.0000
2- Mellema E/ 11- Symons M/ 21- McKenna M/ 30- Ustowska O/ 45- Fertig A/	4	06:04	4	05:40	00:24	0-2	-2	0	0	1	0	0.0000
2- Mellema E/ 11- Symons M/ 12- Pedersen M/ 30- Ustowska O/ 45- Fertig A/	4	05:40	4	04:55	00:45	0-0	0	1	0	0	0	0.0000
2- Mellema E/ 5- Barnes T/ 12- Pedersen M/ 30- Ustowska O/ 45- Fertig A/	4	04:55	4	04:01	00:54	0-2	-2	0	0	1	0	0.0000
2- Mellema E/ 11- Symons M/ 12- Pedersen M/ 30- Ustowska O/ 45- Fertig A/	4	04:01	4	02:17	01:44	0-5	-5	1	0	1	0	0.0000
2- Mellema E/ 11- Symons M/ 12- Pedersen M/ 42- Dickerson M/ 45- Fertig A/	4	02:17	4	00:58	01:18	0-2	-2	2	0	1	0	0.0000
2- Mellema E/ 12- Pedersen M/ 21- McKenna M/ 42- Dickerson M/ 45- Fertig A/	4	00:58	4	00:00	00:58	5-4	1	1	1	1	1	1.2500



Official Basketball Rotations Summary - Final  
**Wyoming at San Diego St.**  
 03/05/24 Steve Fisher Court at Viejas Arena, San Diego  
 2023-24 Women's Basketball

**Game Time:** 6:00 PM  
**Game Duration:** 1:42  
**Attendance:** 1,937

**Officials:** Michol Murray, Charles Gonzalez, Benny Luna

**San Diego St.**

Lineup	Quarter On	Time On	Quarter Off	Time Off	Time on Court	Score	Score Diff	Reb	Stl	Tov	Ass	PPP
15- Lewis J/ 20- Barcello S/ 23- Villalobos K/ 24- Prohaska A/ 32- Quezada A/	1	10:00	1	04:54	05:06	6-10	-4	2	2	2	1	0.6667
0- Pepe K/ 3- Jackson A/ 11- Green J/ 15- Lewis J/ 23- Villalobos K/	1	04:54	1	04:19	00:35	0-0	0	0	1	0	0	0.0000
0- Pepe K/ 3- Jackson A/ 10- Davis M/ 11- Green J/ 15- Lewis J/	1	04:19	1	03:27	00:52	2-3	-1	0	0	0	0	2.0000
0- Pepe K/ 3- Jackson A/ 10- Davis M/ 11- Green J/ 24- Prohaska A/	1	03:27	1	03:12	00:15	0-0	0	0	0	0	0	0.0000
0- Pepe K/ 10- Davis M/ 11- Green J/ 13- Fiso M/ 24- Prohaska A/	1	03:12	1	01:19	01:53	0-0	0	2	0	2	0	0.0000
3- Jackson A/ 15- Lewis J/ 20- Barcello S/ 23- Villalobos K/ 32- Quezada A/	1	01:19	2	08:03	03:16	2-4	-2	2	1	1	1	0.4000
11- Green J/ 15- Lewis J/ 23- Villalobos K/ 24- Prohaska A/ 32- Quezada A/	2	08:03	2	07:03	01:00	0-2	-2	0	0	1	0	0.0000
0- Pepe K/ 11- Green J/ 15- Lewis J/ 24- Prohaska A/ 32- Quezada A/	2	07:03	2	03:46	03:17	3-4	-1	2	1	3	1	0.5000
15- Lewis J/ 20- Barcello S/ 23- Villalobos K/ 24- Prohaska A/ 32- Quezada A/	2	03:46	2	02:21	01:25	2-0	2	3	0	0	0	1.0000
13- Fiso M/ 15- Lewis J/ 20- Barcello S/ 24- Prohaska A/ 32- Quezada A/	2	02:21	2	02:21	00:00	0-0	0	0	0	0	0	0.0000
10- Davis M/ 13- Fiso M/ 15- Lewis J/ 20- Barcello S/ 32- Quezada A/	2	02:21	2	00:16	02:04	0-2	-2	1	1	0	0	0.0000
0- Pepe K/ 10- Davis M/ 13- Fiso M/ 15- Lewis J/ 24- Prohaska A/	2	00:16	3	10:00	00:16	3-0	3	0	0	0	1	3.0000
15- Lewis J/ 20- Barcello S/ 23- Villalobos K/ 24- Prohaska A/ 32- Quezada A/	3	10:00	3	05:22	04:38	8-6	2	4	0	2	1	1.1628
0- Pepe K/ 3- Jackson A/ 11- Green J/ 15- Lewis J/ 23- Villalobos K/	3	05:22	3	02:50	02:32	5-9	-4	3	1	2	1	1.1261
0- Pepe K/ 3- Jackson A/ 11- Green J/ 24- Prohaska A/ 32- Quezada A/	3	02:50	4	10:00	02:50	2-3	-1	3	0	1	0	0.4000
11- Green J/ 15- Lewis J/ 23- Villalobos K/ 24- Prohaska A/ 32- Quezada A/	4	10:00	4	06:57	03:03	6-7	-1	2	0	0	0	1.5464
0- Pepe K/ 15- Lewis J/ 20- Barcello S/ 23- Villalobos K/ 24- Prohaska A/	4	06:57	4	04:55	02:02	6-0	6	0	2	0	0	1.6484
15- Lewis J/ 20- Barcello S/ 23- Villalobos K/ 24- Prohaska A/ 32- Quezada A/	4	04:55	4	02:18	02:37	6-0	6	3	1	0	0	2.0833
0- Pepe K/ 15- Lewis J/ 20- Barcello S/ 23- Villalobos K/ 24- Prohaska A/	4	02:18	4	01:15	01:03	3-0	3	1	1	0	1	3.4091
15- Lewis J/ 20- Barcello S/ 23- Villalobos K/ 24- Prohaska A/ 32- Quezada A/	4	01:15	4	00:58	00:16	0-0	0	0	0	0	0	0.0000
0- Pepe K/ 15- Lewis J/ 20- Barcello S/ 23- Villalobos K/ 24- Prohaska A/	4	00:58	4	00:07	00:50	1-2	-1	1	1	1	0	0.5319
15- Lewis J/ 20- Barcello S/ 23- Villalobos K/ 24- Prohaska A/ 32- Quezada A/	4	00:07	4	00:06	00:01	2-0	2	0	0	0	0	2.2727
0- Pepe K/ 15- Lewis J/ 20- Barcello S/ 23- Villalobos K/ 24- Prohaska A/	4	00:06	4	00:00	00:06	1-3	-2	0	0	0	0	1.1364



**Officials:** Michol Murray, Charles Gonzalez, Benny Luna

**Wyoming**

Lineup	Time	Score	Score Diff	Pts/Min	Reb	Stl	Tov	Ass	PPP
2- Mellema E/ 5- Barnes T/ 12- Pedersen M/ 30- Ustowska O/ 45- Fertig A/	09:07	14-15	-1	1.5356	4	2	4	4	0.9333
2- Mellema E/ 11- Symons M/ 12- Pedersen M/ 30- Ustowska O/ 45- Fertig A/	06:37	4-9	-5	0.6033	7	2	4	1	0.5714
2- Mellema E/ 11- Symons M/ 12- Pedersen M/ 42- Dickerson M/ 45- Fertig A/	03:22	2-2	0	0.5914	5	0	3	0	0.4098
11- Symons M/ 12- Pedersen M/ 14- Ollilainen K/ 15- Savic M/ 21- McKenna M/	03:10	7-3	4	2.2105	2	2	1	2	1.4000
2- Mellema E/ 11- Symons M/ 12- Pedersen M/ 15- Savic M/ 30- Ustowska O/	03:03	7-6	1	2.2951	2	0	0	3	1.4000
2- Mellema E/ 11- Symons M/ 12- Pedersen M/ 21- McKenna M/ 45- Fertig A/	02:54	6-5	1	2.0690	3	2	1	1	1.0204
2- Mellema E/ 21- McKenna M/ 30- Ustowska O/ 42- Dickerson M/ 45- Fertig A/	02:50	3-2	1	1.0588	3	1	0	1	0.7732
5- Barnes T/ 12- Pedersen M/ 14- Ollilainen K/ 15- Savic M/ 42- Dickerson M/	02:24	3-2	1	1.2500	1	0	2	1	0.7500
2- Mellema E/ 11- Symons M/ 15- Savic M/ 30- Ustowska O/ 42- Dickerson M/	02:04	2-2	0	0.9677	1	0	0	1	0.6667
2- Mellema E/ 12- Pedersen M/ 21- McKenna M/ 42- Dickerson M/ 45- Fertig A/	00:58	5-4	1	5.1458	1	1	1	1	1.2500
5- Barnes T/ 12- Pedersen M/ 14- Ollilainen K/ 15- Savic M/ 21- McKenna M/	00:58	2-0	2	2.0690	1	0	1	0	1.0000
11- Symons M/ 12- Pedersen M/ 14- Ollilainen K/ 42- Dickerson M/ 45- Fertig A/	00:48	0-2	-2	0.0000	0	0	0	0	0.0000
11- Symons M/ 12- Pedersen M/ 14- Ollilainen K/ 21- McKenna M/ 45- Fertig A/	00:38	0-4	-4	0.0000	0	0	1	0	0.0000
11- Symons M/ 12- Pedersen M/ 14- Ollilainen K/ 15- Savic M/ 42- Dickerson M/	00:26	0-0	0	0.0000	1	0	0	0	0.0000
2- Mellema E/ 11- Symons M/ 21- McKenna M/ 30- Ustowska O/ 45- Fertig A/	00:24	0-2	-2	0.0000	0	0	1	0	0.0000
11- Symons M/ 12- Pedersen M/ 14- Ollilainen K/ 30- Ustowska O/ 45- Fertig A/	00:11	0-0	0	0.0000	0	0	0	0	0.0000
11- Symons M/ 14- Ollilainen K/ 21- McKenna M/ 30- Ustowska O/ 45- Fertig A/	00:04	0-0	0	0.0000	0	0	1	0	0.0000



Official Basketball Line Up Analysis - Final  
**Wyoming at San Diego St.**  
 03/05/24 Steve Fisher Court at Viejas Arena, San Diego  
 2023-24 Women's Basketball

**Game Time:** 6:00 PM  
**Game Duration:** 1:42  
**Attendance:** 1,937

**Officials:** Michol Murray, Charles Gonzalez, Benny Luna

**San Diego St.**

Lineup	Time	Score	Score Diff	Pts/Min	Reb	Stl	Tov	Ass	PPP
15- Lewis J/ 20- Barcello S/ 23- Villalobos K/ 24- Prohaska A/ 32- Quezada A/	14:03	24-16	8	1.7066	12	3	4	2	1.0601
11- Green J/ 15- Lewis J/ 23- Villalobos K/ 24- Prohaska A/ 32- Quezada A/	04:03	6-9	-3	1.4815	2	0	1	0	1.0204
0- Pepe K/ 15- Lewis J/ 20- Barcello S/ 23- Villalobos K/ 24- Prohaska A/	04:02	11-5	6	2.7250	2	4	1	1	1.5110
0- Pepe K/ 11- Green J/ 15- Lewis J/ 24- Prohaska A/ 32- Quezada A/	03:17	3-4	-1	0.9137	2	1	3	1	0.5000
3- Jackson A/ 15- Lewis J/ 20- Barcello S/ 23- Villalobos K/ 32- Quezada A/	03:16	2-4	-2	0.6122	2	1	1	1	0.4000
0- Pepe K/ 3- Jackson A/ 11- Green J/ 15- Lewis J/ 23- Villalobos K/	03:07	5-9	-4	1.6043	3	2	2	1	0.9191
0- Pepe K/ 3- Jackson A/ 11- Green J/ 24- Prohaska A/ 32- Quezada A/	02:50	2-3	-1	0.7059	3	0	1	0	0.4000
10- Davis M/ 13- Fiso M/ 15- Lewis J/ 20- Barcello S/ 32- Quezada A/	02:04	0-2	-2	0.0000	1	1	0	0	0.0000
0- Pepe K/ 10- Davis M/ 11- Green J/ 13- Fiso M/ 24- Prohaska A/	01:53	0-0	0	0.0000	2	0	2	0	0.0000
0- Pepe K/ 3- Jackson A/ 10- Davis M/ 11- Green J/ 15- Lewis J/	00:52	2-3	-1	2.3077	0	0	0	0	2.0000
0- Pepe K/ 10- Davis M/ 13- Fiso M/ 15- Lewis J/ 24- Prohaska A/	00:16	3-0	3	10.7143	0	0	0	1	3.0000
0- Pepe K/ 3- Jackson A/ 10- Davis M/ 11- Green J/ 24- Prohaska A/	00:15	0-0	0	0.0000	0	0	0	0	0.0000
13- Fiso M/ 15- Lewis J/ 20- Barcello S/ 24- Prohaska A/ 32- Quezada A/	00:00	0-0	0	NaN	0	0	0	0	0.0000