



# SAN DIEGO STATE WOMEN'S BASKETBALL

## 2023-24 GAME NOTES

Ben Pearson, Assistant Media Relations Director • E-mail: ben.pearson@sdsu.edu • Office: 619-594-5547

### 2023-24 SCHEDULE

Date	Opponent	Time/Result
Nov. 6	at Portland	L, 58-72
Nov. 10	California Baptist	L, 68-76
Nov. 13	UC Davis	W, 77-68
Nov. 18	at Sacramento State	W, 68-45
Nov. 21	Westcliff	W, 64-42
Nov. 25	Penn	W, 74-49
Nov. 28	UC San Diego	L, 71-77 OT
Dec. 1	#3/3 Stanford	L, 44-85
Dec. 4	Cal State Los Angeles	W, 76-71 OT
Dec. 7	at San Diego	W, 67-63
Dec. 11	at Seattle	W, 69-61
Dec. 20	vs. Kennesaw State^	W, 75-52
Dec. 21	vs. Florida Atlantic^	W, 75-48
Dec. 30	Colorado State*	W, 74-71 OT
Jan. 3	at Air Force*	L, 63-71 OT
Jan. 7	Fresno State*	W, 77-70
Jan. 10	at Wyoming*	L, 55-72
Jan. 13	at Boise State*	L, 59-68
Jan. 17	#25/23 UNLV*	L, 60-67
Jan. 20	San Jose State*	W, 63-51
Jan. 24	at Utah State*	W, 76-62
Jan. 27	Boise State*	W, 79-54
Feb. 3	at Colorado State*	L, 82-50
Feb. 7	New Mexico*	W, 60-53
Feb. 10	at San Jose State*	W, 63-62
Feb. 14	at Nevada*	L, 71-72
Feb. 17	Utah State*	W, 90-62
Feb. 21	Air Force*	W, 73-63
Feb. 28	at New Mexico*	L, 63-65
March 2	at #24/24 UNLV*	L, 41-100
March 5	Wyoming	W, 58-55
March 10	[10] San Jose State (1st Round)	W, 72-51
March 11	[2] New Mexico (Quarterfinals)	W, 67-56
March 12	[3] Boise State (Semifinals)	W, 72-69
March 13	[1] #21/19 UNLV (Finals)	7:30 p.m.

\* Mountain West game  
^ at West Palm Beach Classic  
Home games in **Bold**

Game 35 | vs. [1] #21/19 UNLV | March 13, 7:30 p.m. PT | Thomas & Mack Center | Mountain West Championships Finals

LIVE MEDIA: CBS Sports Network | Aztec Radio Network | Live Stats



**[7] SAN DIEGO STATE**  
2023-24 Record: 22-12 (10-8 MW)  
Head Coach: Stacie Terry-Hutson  
11th Year at San Diego State

**[1] #21/19 UNLV**  
2023-24 Record: 29-2 (17-1 MW)  
Head Coach: Lindy La Rocque  
4th Year at UNLV

**TEAM LEADERS**  
Scoring Adryana Quezada - 14.1  
Rebounding Adryana Quezada - 6.5  
Assists Abby Prohaska - 3.0

**TEAM LEADERS**  
Scoring Desi-Rae Young - 17.9  
Rebounding Desi-Rae Young - 9.0  
Assists Kiara Jackson - 4.6

- The Aztecs play No. 21/19 UNLV, the regular season champion, in the Mountain West Championship Wednesday at 7:30 p.m.
- SDSU beat Boise State in the semifinals 72-69 Tuesday evening.
- The Aztecs were led by Adryana Quezada's season-high 26 points, the highest total by an Aztec in a tournament game since 2010 (Jene Morris).
- Quezada was 8-for-11 from the field and 10-for-12 from the line. She became just the second Aztec in the Mountain West era (25 years) to score at least 25 points while attempting 11 or fewer field goals.
- SDSU forced 20 Boise State turnovers and committed just nine.
- This is the Aztecs' sixth time in the Mountain West Championship and first time since 2013.
- The Aztecs are seeking their first championship and NCAA appearance since 2012.
- In their first two games, SDSU beat No. 2 seed New Mexico in the quarterfinals and No. 10 seed San Jose St. in the 1st round.
- Four Aztecs are averaging double-digits points in the Mountain West Tournament: Quezada (16.0), Villalobos (11.3), Abby Prohaska (11.0) and Jada Lewis (10.7).
- Against New Mexico, Kim Villalobos had 12 points, 14 rebounds (tied career-high) and six assists. She became just the second Aztec ever to have at least 12 points, 14 rebounds and six assists in a Mountain West Tournament game (Chelsea Hopkins).
- SDSU finished in a four-way tie for fourth place with Nevada, Colorado State and Boise State, but fell to the No. 7 seed due to tiebreakers. It's the second straight season the Aztecs have slipped two or more spots in seeding due to tiebreakers. Last year, SDSU tied for third, but received the No. 5 seed.
- The Aztecs have won 20 games in back-to-back seasons for the first time since the 2011-12 and 2012-13 seasons.
- Abby Prohaska and Adryana Quezada were named to the All-Mountain West Team and Kim Villalobos was an honorable mention selection. The Aztecs were one of two teams to have three players honored (UNLV).
- Villalobos and Quezada announced that they will return for the 2024-25 season, utilizing their extra year of eligibility offered by the NCAA due to COVID-19.
- The Aztecs are averaging 66.8 points per game, their highest since the 2012-13 season and their second highest total in the Mountain West era (25 years).
- SDSU leads the Mountain West in free throws made per game (12.8) and they are shooting 75.4% from the line, the program's best in the Mountain West era (25 years). Four starters are shooting at least 80% from the charity stripe.
- The Aztecs are averaging just 13.4 turnovers per game.
- SDSU went 8-1 at home in conference play and 12-4 overall after going 15-3 in Viejas Arena last year. SDSU's 27 wins over the last two years is the second-most in a two-year span in program history.

### SAN DIEGO STATE AZTECS 2023-24 ROSTER

No.	Name	Pos.	Ht.	Yr.	PPG	RPG	APG	Individual Player Notes
0	Khylee Pepe	F	5-11	Jr.	4.2	2.7	0.8	Had 8 points on 4-5 shooting vs. Utah St. (2-17-24)... Second on team in steals... Career-best FG% this year.
1	Erin Houpt	G	5-6	Jr.	--	--	--	Out with injury... Mercer transfer... Led nation in FT% (93.0) last year... Career 41.2% from 3.
2	Ellie Chen	G	5-5	Fr.	0.0	0.2	0.4	4-time All-CIF pick at La Salle Prep... 3AA CIF S Section champ as a Jr & 2AA CIF champ as a Sr... Walk-on.
3	Alyssa Jackson	G	5-11	Fr.	2.4	1.7	0.7	Career-high 10 points vs. Utah State (2-17-24)... Started four games... Three-time league MVP in HS.
4	Emaya Trahan	G	5-6	Fr.	0.4	0.0	0.0	Made 1st collegiate FG vs FAU... Walk-on who was on scout team previously... Played with K. Pepe in HS.
5	Trinity Zamora	G	6-0	Fr.	--	--	--	Out with injury... Preseason MW Co-Freshman of the Year... Had over 2,000 pts & 1,400 rebs in HS.
10	Mia Davis	G	6-0	Fr.	3.8	1.8	0.7	Had 17 points vs USU (2-17-24)... 37.7% from 3... MW FOTW (1-29)... Missed Jr. and Sr. years.
11	Jazlen Green	G	5-11	Sr.	5.1	2.5	0.6	Has scored 13 points twice... Joined team at semester break... 9.1 ppg in 51 games at Cal.
13	Meghan Fiso	G	5-10	Sr.	4.7	2.4	0.6	T-career-high w/ 15 points vs. SJSU... Four games in double-digits... 3rd year at SDSU... Michigan transfer.
15	Jada Lewis	G	5-9	Sr.	10.7	2.9	2.0	Double-digits in last 8 of last 10 games... Has 2 GWs... 4 20+ pt. games... Portland St grad transfer.
20	Sarah Barcello	G	5-11	Sr.	6.4	3.0	1.2	Led team in min in MW play... 2nd most 3s on team... 6th year Sr... 2nd year at SDSU... Marist transfer.
22	Natalija Grizelj	G	5-9	So	0.7	0.2	0.2	Appeared in 13 games... Played for Croatian U20 Team over the summer... Former walk-on.
23	Kim Villalobos	F	6-0	Sr.	11.0	6.2	2.4	14 rebs vs. UNM... Leads team in steals... Played w/ El Salvador Nat'l Team last three summers.
24	Abby Prohaska	G	5-9	Sr.	10.1	5.6	3.0	16 games in double-digits... 6th year Sr... Played in 74 games (nine in NCAAs) at Notre Dame.
32	Adryana Quezada	F	5-10	Sr.	14.1	6.5	1.8	4th in MW w/ 52.8 FG%... RS at SDSU last year... All-MW HM at USU in 21-22... PR Nat'l Team over summer.

Head Coach: Stacie Terry-Hutson (UT Arlington, 1998) | 11th Season at SDSU

Associate Head Coach: Kellie Lewis (Boise State, 1998) | Assistant Coaches: Gregg Gottlieb (UCLA, 1995) Jon Silver (UCLA, 2009; LSU 2017)

Director of Player Personnel/Assistant Coach: Mel Boscarino (Dominican University of California, 2016; San Francisco, 2018)

Director of Recruiting & Marketing/Assistant Coach: Najé Murray (Texas Tech, 2021; Syracuse, 2022)

Director of Operations: Jordan Mottershaw (Western Oregon, 2017; Cal State San Bernardino, 2019)

## 2023-24 ROSTER

### PERSONNEL SUMMARY

#### Returning Starters (2):

Abby Prohaska, Sr., G (7.5 ppg, 3.3 rpg, 88 FT%)  
Kim Villalobos, Sr., F (8.5 ppg, 5.3 rpg)

#### Starters Lost (4):

Asia Avinger, G (11.6 ppg, 4.2 apg)  
Yummy Morris, C (9.4 ppg, 4.5 rpg)  
Sophia Ramos, G (11.9 ppg, 3.7 apg)  
Mercedes Staples, G (10.7 ppg, 4.1 rpg, 46 3-pt%)

#### Other Letterwinners Returning (2):

Sarah Barcello, Sr., G (2.5 ppg, 2.2 rpg)  
Khylee Pepe, Jr., F (3.0 ppg, 2.5 rpg)

#### Other Players Returning (2):

Meghan Fiso, Sr., G (5.5 ppg, limited to 8 games due to injury)  
Natalija Grizelj, So., G (10 games)

#### Other Letterwinners Lost (1):

Alex Crain, G (31 games, 3.7 ppg)

#### Newcomers (9):

Ellie Chen, Fr., G (South Pasadena, Calif./La Salle College Prep)  
Mia Davis, Fr., G (Phoenix, Ariz./Dream City Christian)  
Jazlen Green, Sr., G (Cal, 9.1 ppg in 51 games at Cal)  
Erin Houpt, Jr., G (Mercer, 12.6 ppg in 2022-23)  
Alyssa Jackson, Fr., G (Fairfield, Calif./Vanden HS)  
Jada Lewis, Sr., G (Portland State, made 80 3s in 2022-23)  
Adryana Quezada, F, Sr., (Utah St., 15.2 ppg, 7.9 rpg in 21-22)  
Emaya Trahan, Sr., G (Los Angeles/Bishop Montgomery HS)  
Trinity Zamora, Fr., G (Oakland, Calif./Piedmont HS)

### ROSTER BREAKDOWN

#### By Class

**Seniors (8):** Barcello, Green, Fiso, Lewis, Prohaska, Quezada, Trahan, Villalobos; **Juniors (2):** Houpt, Pepe; **Sophomores (1):** Grizelj; **Freshmen (4):** Chen, Davis, Jackson, Zamora

#### By State (6)

**Arizona (2):** Barcello, Davis; **California (9):** Chen, Green, Grizelj, Jackson, Lewis, Pepe, Trahan, Villalobos, Zamora; **Illinois (1):** Houpt; **Ohio (1):** Prohaska; **Texas (1):** Quezada; **Washington (1):** Fiso

#### By Position

**Forwards (3):** Pepe, Quezada, Villalobos; **Guards (12):** Barcello, Chen, Davis, Fiso, Green, Grizelj, Houpt, Jackson, Lewis, Prohaska, Trahan, Zamora

#### By Height

**6-0 (3):** Davis, Villalobos, Zamora; **5-11 (4):** Barcello, Green, Jackson, Pepe; **5-10 (2):** Fiso, Quezada; **5-9 (3):** Grizelj, Lewis, Prohaska; **5-6 (2):** Houpt, Trahan; **5-5 (1):** Chen

### 2023-24 NUMERICAL ROSTER

No.	Name	Pos.	Ht.	Yr.	Hometown (Previous School/High School)
0	Khylee Pepe	F	5-11	Jr.	Long Beach, Calif. (Bishop Montgomery HS)
1	Erin Houpt	G	5-6	Jr.	Danville, Ill. (Mercer/Danville HS)
2	Ellie Chen	G	5-5	Fr.	South Pasadena, Calif. (La Salle College Prep)
3	Alyssa Jackson	G	5-11	Fr.	Fairfield, Calif. (Vanden HS)
4	Emaya Trahan	G	5-6	Sr.	Los Angeles, Calif. (Bishop Montgomery HS)
5	Trinity Zamora	G	6-0	Fr.	Oakland, Calif. (Piedmont HS)
10	Mia Davis	G	6-0	Fr.	Phoenix, Ariz. (Dream City Christian)
11	Jazlen Green	G	5-11	Sr.*	Upland, Calif. (Cal/Lakeside HS)
13	Meghan Fiso	G	5-10	Sr.	Seattle, Wash. (Michigan/Garfield HS)
15	Jada Lewis	G	5-9	Sr.^	Rocklin, Calif. (Portland State/Whitney HS)
20	Sarah Barcello	G	5-11	Sr.*^	Phoenix, Ariz. (Marist/Seton Catholic Prep)
22	Natalija Grizelj	G	5-9	So.	Sunnyvale, Calif. (Saint Francis HS)
23	Kim Villalobos	F	6-0	Sr.	Los Angeles, Calif. (Chaminade HS)
24	Abby Prohaska	G	5-9	Sr.*^	Liberty Township, Ohio (Notre Dame/Lakota West HS)
32	Adryana Quezada	F	5-10	Sr.*	Frisco, Texas (Utah State/Lone Star HS)

### 2023-24 ALPHABETICAL ROSTER

No.	Name	Pos.	Ht.	Yr.	Hometown (Previous School/High School)
20	Sarah Barcello	G	5-11	Sr.*^	Phoenix, Ariz. (Marist/Seton Catholic Prep)
2	Ellie Chen	G	5-5	Fr.	South Pasadena, Calif. (La Salle College Prep)
10	Mia Davis	G	6-0	Fr.	Phoenix, Ariz. (Dream City Christian)
13	Meghan Fiso	G	5-10	Sr.	Seattle, Wash. (Michigan/Garfield HS)
11	Jazlen Green	G	5-11	Sr.*	Upland, Calif. (Cal/Lakeside HS)
22	Natalija Grizelj	G	5-9	So.	Sunnyvale, Calif. (Saint Francis HS)
1	Erin Houpt	G	5-6	Jr.	Danville, Ill. (Mercer/Danville HS)
3	Alyssa Jackson	G	5-11	Fr.	Fairfield, Calif. (Vanden HS)
15	Jada Lewis	G	5-9	Sr.^	Rocklin, Calif. (Portland State/Whitney HS)
0	Khylee Pepe	G	5-11	Jr.	Long Beach, Calif. (Bishop Montgomery HS)
24	Abby Prohaska	G	5-9	Sr.*^	Liberty Township, Ohio (Notre Dame/Lakota West HS)
32	Adryana Quezada	F	5-10	Sr.*	Frisco, Texas (Utah State/Lone Star HS)
4	Emaya Trahan	G	5-6	Sr.	Los Angeles, Calif. (Bishop Montgomery HS)
23	Kim Villalobos	F	6-0	Sr.	Los Angeles, Calif. (Chaminade HS)
5	Trinity Zamora	G	6-0	Fr.	Oakland, Calif. (Piedmont HS)

\* Utilized redshirt season

^ Utilizing extra year of eligibility offered by the NCAA due to COVID-19

Head Coach: Stacie Terry-Hutson (UT Arlington, 1998), 11th season at SDSU

Associate Head Coach: Kellie Lewis (Boise State, 1998), Third season at SDSU

Assistant Coach: Jon Silver (UCLA, 2009; LSU 2017), Eighth season at SDSU

Assistant Coach: Gregg Gottlieb (UCLA 1995), First season at SDSU

Director of Player Development/Assistant Coach: Mel Boscarino (Dominican Univ., 2016; USF, 2018), Third season at SDSU

Director of Recruiting & Marketing/Assistant Coach: Najé Murray (Texas Tech, 2021; Syracuse, 2022), First Season at SDSU

Director of Operations: Jordan Mottershaw (Western Oregon, 2017; Cal State San Bernardino, 2019), Fifth season at SDSU

### PRONUNCIATION GUIDE

Meghan Fiso	fee-ZO	Abby Prohaska	pro-HASK-kuh
Natalija Grizelj	nuh-TAHL-yuh GRIZZ-ell (silent Js)	Adryana Quezada	EH-dree-on-uh KAY-zah-duh
Sarah Barcello	bar-CELL-oh (NOT bar-CHELL-oh)	Emaya Trahan	em-EYE-yuh TRAY-han
Khylee Pepe	KY-lee pep-A (NOT pep-uh)	Kim Villalobos	VEE-uh-lobos

## SAN DIEGO STATE QUICK FACTS

### GENERAL INFORMATION

Location: San Diego, Calif., 92182  
Founded: 1897  
Enrollment: 33,870  
Nickname: Aztecs  
School Colors: Scarlet and Black  
Affiliation: NCAA Division I  
Conference: Mountain West  
Home Arena (Capacity):  
Steve Fisher Court at Viejas Arena (12,414)  
President: Dr. Adela de la Torre  
Director of Athletics: John David Wicker

### AZTEC BASKETBALL FACTS

First Year of Basketball: 1976-77  
All-Time Record: 710-654 (.521) / 46 seasons  
Postseason Appearances/NCAA Appearances: 13/9  
Last Postseason Appearance: 2023  
Lost to UC Irvine (55-45) in WNIT First Round

### SDSU TEAM INFORMATION

2022-23 Record: 23-11 (.675)  
2022-23 MW Record/Finish: 12-6/T-3rd  
2023 MW Tournament Record: 1-1  
2023 Final NCAA NET: 93  
Letterwinners Returning/Lost: 4/5  
Starters Returning/Lost: 2/3  
Newcomers: 6 (4 freshmen & 2 transfers)

### AZTEC BASKETBALL STAFF

Head Coach: Stacie Terry- Hutson  
Alma Mater: UT Arlington, 1998  
Career Record/Years: 133-172/11th Year  
Basketball Office Phone: 619-594-4095  
Staff:  
Kellie Lewis, Associate Head Coach  
Third season at SDSU  
Alma Mater: Boise State, 1998  
Jon Silver, Assistant Coach  
Eighth season at SDSU (3rd as AC)  
Alma Mater: UCLA, 2009; LSU 2017  
Gregg Gottlieb, Assistant Coach  
First season at SDSU  
Alma Mater: UCLA, 1995  
Mel Boscarino, Director of Player Development/  
Assistant Coach  
Third season at SDSU  
Alma Mater: Dominican University, 2016; USF  
2018  
Najé Murray, Director of Recruiting & Marketing/  
Assistant Coach  
First season at SDSU  
Alma Mater: Texas Tech, 2021; Syracuse 2022  
Jordan Mottershaw, Director of Basketball Operations  
Fifth season at SDSU  
Alma Mater: W. Oregon, 2017; CS San Bernardino, 2019  
Athletic Trainer: Queenie Soriano  
Strength and Conditioning: James Chassin  
Academic Advisor: Dr. Bre White

### SDSU MEDIA RELATIONS

Women's Basketball SID: Ben Pearson  
E-mail: ben.pearson@sdsu.edu  
Office Phone: 619-594-5547

### Opponent Notebook (UNLV)

- The Rebels went 29-2 overall and 17-1 in conference.
- They are ranked No. 21 in the AP poll and No. 19 in the Coaches poll.
- They are 12-1 at home.
- Their NET ranking of 25, is the second highest among mid-major programs.
- They are 60-5 over the past two seasons.
- They are top 10 in the nation in turnovers per game (10.5), rebound margin (+10.1), assist-to-turnover ratio (+1.49) and scoring margin (+21.5).
- They are scoring 80.2 points per game (15th in the nation).
- Desi-Rae Young is averaging 17.9 points on 56% shooting and brings in 9.0 rebounds per game.
- Head coach Lindy La Rocque (4th Year) is a two-time Mountain West Coach of the Year.
- UNLV leads the all-time series 40-28.
- The Rebels have won the last nine meetings and 14 of the last 15.
- Six of the last seven meetings have been decided by single-digits.

### Player Notes

- Adryana Quezada (Frisco, Texas) is shooting a career-high 53.4% from the floor, which is fourth in the MW.
- Quezada surpassed 1,300 points for her career Tuesday evening.
- She has scored in double-digits in all but seven games and has led SDSU in scoring 19 times.
- Against Penn, she became the first Aztec since 2020, and just seventh in the Mountain West era, to have at least 20 points, nine rebounds and five assists in a game. Out of those seven, Quezada accomplished the feat in the fewest number of minutes.
- In conference play, Kim Villalobos (Los Angeles), tied for third in steals (1.7 spg) in the Mountain West, tied for sixth in rebounding (7.2 rpg) and ninth in blocks (0.9 bpg). She is the only player in the conference in the top 10 in all three categories.
- Villalobos is the first post player to lead SDSU in steals since Khristina Hunter in the 2014-15 season.
- Against Utah State earlier this month, Villalobos became just the fifth Aztec ever to have at least eight rebounds, six assists and three steals in a Mountain West game.
- Villalobos has 11 career double-doubles and seven of them have happened since the beginning of conference play.
- Villalobos is three points away from 1,000 in her career.
- Villalobos stuffed the stat sheet vs. Westcliff earlier this year and became just the second Aztec in the Mountain West era (1999-present) to have at least 15 points, seven rebounds, six steals and five assists in a game, joining SDSU Hall of Famer Jené Morris.
- Both Quezada and Villalobos have over 600 career rebounds.
- Jada Lewis (Rocklin, Calif.) is making 2.1 three-pointers per game, fourth in the Mountain West.
- Lewis, who played her first four years at Portland State, has made 279 three-pointers in her career. The SDSU record is 249 by Jamey Cox (2000-03).
- Lewis is 90-for-103 (87.4%) from the free throw line in her career. She went 24-for-25 from the line in MW play.
- Lewis has over 1,200 career points.
- Abby Prohaska (Liberty Township, Ohio) leads the Mountain West in free throw percentage (84.7%) this season. She has shot 84.5% from the line in her career and 85.4% while at SDSU.
- Prohaska is averaging career-highs in minutes, points, rebounds, assists, and steals.
- Sarah Barcello (Phoenix, Ariz.) led the team in minutes (30.6) in conference play.
- Barcello recorded her 100th career steal vs. New Mexico Monday.
- Barcello is averaging career-highs in minutes per game (29.7) and free throw percentage (86.1%) her three-point percentage of 36.7% is her best since her freshman year at Marist (41% in 2018-19).
- Five Aztecs shot at least 35% from three in conference play: Quezada (53.3%), Alyssa Jackson (47.4%) Mia Davis (39.0%), Lewis (36.6%) and Barcello (35.0%).
- Against Utah State last month, Mia Davis (Phoenix, Ariz.) became just the second Aztec freshman in the Mountain West era (1999-2024) to make five or more threes in a half.
- Jazzen Green (Upland, Calif.) joined the Aztecs after the semester break. She averaged 9.1 points and made 97 threes in 51 games at Cal.

### Milestones to Watch

Player	Stat	Total	Needed for Milestone
Sarah Barcello	Rebounds	377	27 Rebounds to 400
Jada Lewis	Points	1,269	31 Points to 1,300
Kim Villalobos	Points	997	3 Points to 1,000

**2023-24 MOUNTAIN WEST STANDINGS**

*As of March 12*

	<b>MW</b>	<b>Overall</b>
UNLV	17-1	29-2
New Mexico	12-6	21-11
Wyoming	11-7	16-14
<b>San Diego State</b>	<b>10-8</b>	<b>22-12</b>
Colorado State	10-8	20-11
Boise State	10-8	21-13
Nevada	10-8	16-16
Air Force	8-10	15-17
Fresno State	7-11	15-18
San José State	2-16	7-24
Utah State	2-16	5-25

**AZTECS VS. THE MOUNTAIN WEST**

Air Force	39	16
Boise State	14	14
Colorado State	34	33
Fresno State	32	25
Nevada	16	15
New Mexico	36	41
San José State	29	10
UNLV	29	40
Utah State	15	7
Wyoming	31	37
<b>Total</b>	<b>275</b>	<b>238</b>

**AZTECS TOP 100 IN THE NATION**

*As of March 12*

**Team**

<b>Category</b>	<b>Value</b>	<b>Rank</b>
Turnovers/Game	13.4	48th
Free Throw%	75.4%	53rd
Fouls/Game	14.9	59th
Defensive Rebs/Game	26.7	84th
Turnover Margin	+2.5	86th
Assist/TO Ratio	+1.0	93rd
Free Throws/Game	12.7	99th

**Individual**

<b>Category</b>	<b>Player</b>	<b>Value</b>	<b>Rank</b>
3-Point Attempts	Jada Lewis	221	30th
Field Goal %	Adryana Quezada	53.4%	46th
3-Pointers	Jada Lewis	73	56th
Free Throw %	Abby Prohaska	84.3%	57th

**Mountain West Tournament Notes**

- The Aztecs are 21-22 all-time in the Mountain West Tournament.
- SDSU is 2-3 all-time in the finals.
- The Aztecs are seeking their first championship since 2012.
- SDSU is 1-1 all-time vs UNLV in the Mountain West tournament. The Rebels beat the Aztecs 71-68 in the semifinals last year.
- The Aztecs are 6-7 all-time as the No. 7 seed.
- SDSU is 0-4 all-time against the No. 1 seed.

**2022-23 Season Recap**

- The Aztecs are coming off their best season since 2012-13. They won 23 games, tied for third place in the Mountain West and qualified for the WNIT.
- San Diego State held opponents to a Mountain West-low 57.3 points per game last year.
- In 2022-23, the Aztecs had their best assist-to-turnover ratio (1.06) since the 1983-84 season.

**UNLV ALL-TIME SERIES**

**UNLV leads 40-29**

Record at SDSU	19-14
Record at UNLV	10-26
Record at Neutral	0-0
Most Points SDSU	92, 1997
Most Points UNLV	102, 1986
Largest Margin SDSU	44, 1997
Largest Margin UNLV	41, 2001
Longest SDSU Win Streak	7
Longest UNLV Win Streak	9
Current Streak	UNLV 9
2-2-79	A L 58-78
11-30-79	A L 67-90
2-1-80	H W 75-67
12-13-80	A W 70-61
1-26-81	H W 78-59
3-15-85	A W 70-68
2-1-86	H W 77-71
2-6-86	A L 75-102
1-24-87	A L 52-85
2-7-87	H L 58-63
1-21-88	H W 69-63
2-20-88	A L 62-67
1-21-89	A W 55-51
2-16-89	H W 65-64
1-9-90	H L 60-91
2-3-90	A L 51-91
1-9-97	H W 92-48
2-8-97	A W 62-50
1-29-00	H W 54-52
2-26-00	A L 63-69
1-27-01	H L 41-82
2-24-01	A L 67-68
1-12-02	A L 55-67
2-9-02	H L 49-57
1-18-03	H L 49-50
2-15-03	A L 61-81
1-17-04	A L 58-76
2-14-04	H L 56-65
1-15-05	H W 76-60
2-12-05	A L 54-77
1-14-06	A L 54-71
2-15-06	H L 48-64
1-6-07	A L 54-71
2-8-07	H W 67-54
1-26-08	A W 75-55
2-27-08	H W 68-50
2-4-09	H W 83-58
3-7-09	A W 61-55
3-14-09	A W 71-63
1-13-10	H W 70-41
2-13-10	A L 59-66
1-11-11	A W 55-52
2-12-11	H W 77-60
1-14-12 (ot)	A W 66-62
2-11-12	H W 77-64
1-16-13	A W 74-60
2-17-13	H W 86-50
1-18-14	A L 59-74
3-4-14	H W 64-63
1-17-15	A L 47-64
3-3-15	H W 76-61
1-30-16	H L 41-55
3-4-16	A L 51-62
1-18-17	H W 87-68
2-18-17	A L 62-80
1-27-18	H L 64-75
2-27-18 (ot)	A L 67-73
1-26-19	A L 57-71
2-23-19	H L 49-62
1-25-20	H W 48-39
2-22-20	A L 67-72
2-15-21	H L 65-80
2-16-21	H L 71-73
2-12-22	A L 67-76
1-7-23	H L 70-76
2-25-23	A L 59-65
3-7-23	A L 68-71
1-17-24	H L 60-67
3-2-24	A L 41-100

## 2023-24 MISCELLANEOUS STATS

### ► THE LAST TIME AN AZTEC...

#### Scored 20 or more

26, Adryana Quezada, 3-12-24 vs. [6] Boise State

#### Scored 25 or more

26, Adryana Quezada, 3-12-24 vs. [6] Boise State

#### Scored 30 or more

30, Asia Avinger, 1-15-22 vs. Boise State

#### Scored 40+ points

41, Chana Perry, 1-2-88 vs. Northern Illinois

#### Had 20+ rebounds

27, Chana Perry, 11-25-88 vs. Alabama State

#### Had 15-19 rebounds

16, Mallory Adams, 3-11-19 vs. [2] New Mexico

#### Had 10-14 rebounds

14, Kim Villalobos, 3-11-24 vs. [2] New Mexico

#### Had 10+ assists

13, Sophia Ramos, 2-13-23 at San Jose State

#### Had A Double-Double

Kim Villalobos, 12 points, 14 rebounds, 3-11-24 vs. [2] New Mexico

#### Had A Triple-Double

Chelsea Hopkins, 13 points, 11 rebounds, 12 assists, 3-9-13 vs. Boise State

### ► The Last Time San Diego State...

#### Had two players score 20 points in the same game

Jada Lewis (22) & Abby Prohaska (22), 12-30-23 vs. Colorado State

#### Had two players with a double-double in the same game

Adryana Quezada (15 points & 10 rebounds) & Kim Villalobos (10 points & 14 rebounds), 1-3-24 at Air Force

#### Scored 100+ points

101, vs. Colorado State (101-62), 1-25-92

#### Allowed 100+ points

100, at No. 24/24 UNLV (41-100), 3-2-24

#### Won by 20+ points

21, vs. San Jose State (72-51), 3-10-24

#### Won by 30+ points

34, at Utah State (89-55), 12-31-22

#### Won by 40+ points

54, vs. Antelope Valley (95-41), 11-12-22

#### Won in Overtime

vs. Colorado State (74-71), 12-30-23

#### Lost in Overtime

at Air Force (63-71), 1-3-24

### ► 2023-24 AZTEC LEADERS

#### Double-Figure Scoring Games

Adryana Quezada (27), Kim Villalobos (21), Abby Prohaska (15), Jada Lewis (15), Sarah Barcello (10), Meghan Fiso (4), Mia Davis (2), Jazlen Green (2), Khylee Pepe (1), Alyssa Jackson (1)

#### SDSU High Scorer\*

Adryana Quezada (19), Kim Villalobos (8), Jada Lewis (7), Abby Prohaska (2), Meghan Fiso (2), Mia Davis (1)

#### Double-Figure Rebounding Games

Kim Villalobos (7), Adryana Quezada (5), Abby Prohaska (2)

#### Double-Doubles

Kim Villalobos (7), Adryana Quezada (4), Abby Prohaska (2)

#### Games Led SDSU In Rebounds\*

Adryana Quezada (13), Kim Villalobos (12), Abby Prohaska (6), Sarah Barcello (3), Jada Lewis (2), Khylee Pepe (2), Mia Davis (1)

#### Games Led SDSU In Assists\*

Abby Prohaska (14), Kim Villalobos (12), Jada Lewis (9), Adryana Quezada (7), Sarah Barcello (2), Khylee Pepe (1)

#### Games Led SDSU In Steals\*

Kim Villalobos (12), Abby Prohaska (7), Khylee Pepe (5), Sarah Barcello (5), Adryana Quezada (4), Jada Lewis (3), Jazlen Green (1), Alyssa Jackson (1), Mia Davis (1)

#### Games Led SDSU In Blocks\*

Kim Villalobos (17), Adryana Quezada (9), Khylee Pepe (7), Alyssa Jackson (4), Abby Prohaska (4), Sarah Barcello (4), Jada Lewis (4), Meghan Fiso (3), Mia Davis (2), Jazlen Green (1)

\*Includes ties

### ► 2023-24 SPECIALTY STATS

	San Diego State/Opponent				
	Points in Paint	Points off TOs	2nd Chance Points	Fast Break Points	Bench Points
at Portland (L)	36/26	22/18	7/8	11/9	7/20
vs. California Baptist (L)	24/32	19/16	5/4	7/16	5/9
vs. UC Davis (W)	24/48	13/8	5/12	15/9	15/7
at Sacramento State (W)	36/16	25/9	9/8	8/0	11/13
vs. Westcliff (W)	28/16	16/5	15/5	0/0	14/0
vs. Penn (W)	30/12	14/6	8/4	0/7	24/12
vs. UC San Diego (L)	36/22	15/6	3/4	6/2	10/27
vs. No. 3/3 Stanford (L)	28/42	7/7	4/24	0/4	5/31
vs. Cal State Los Angeles (W)	36/24	12/12	10/9	5/2	14/24
at San Diego (W)	30/24	18/6	9/7	6/15	10/11
at Seattle (W)	12/36	16/19	11/10	10/9	5/7
vs. Kennesaw State (W)	32/32	19/17	7/14	12/2	13/29
vs. Florida Atlantic (W)	32/18	20/4	6/5	9/8	34/19
vs. Colorado State (W)	24/44	6/13	16/6	0/6	10/16
at Air Force (L)	42/32	6/16	4/10	3/7	14/18
vs. Fresno State (W)	40/30	10/9	10/5	8/7	14/11
at Wyoming (L)	24/38	5/20	5/8	5/2	17/25
at Boise State (L)	24/16	18/7	4/4	7/5	12/22
vs. No. 25/23 UNLV (L)	32/36	14/6	10/7	2/10	10/39
vs. San Jose State (W)	22/26	20/6	7/9	13/2	19/8
at Utah State (W)	14/28	19/13	21/12	9/3	23/18
vs. Boise State (W)	28/26	30/7	9/3	8/4	20/13
at Colorado State (L)	4/34	8/25	1/2	1/8	17/17
vs. New Mexico (W)	26/30	22/9	7/4	6/1	12/8
at San Jose State (W)	24/26	24/11	12/15	6/2	2/18
at Nevada (L)	30/28	11/14	0/12	11/11	26/21
vs. Utah State (W)	36/16	22/15	9/6	10/7	36/21
vs. Air Force (W)	38/24	20/16	17/13	13/4	19/18
at New Mexico (L)	34/30	19/19	6/4	7/10	19/7
at No. 24/24 UNLV (L)	12/34	6/21	4/14	0/22	15/33
vs. Wyoming (W)	28/38	14/15	10/5	6/4	7/12
vs. [10] San Jose State (W)	24/20	27/11	5/10	8/6	30/9
vs. [2] New Mexico (W)	26/32	6/20	13/6	3/4	16/14
vs. [6] Boise State (W)	34/30	14/14	8/7	7/1	14/23

► 2023-24 AZTEC GAME-BY-GAME POINTS-REBOUNDS-ASSISTS

Opponent	0 Khylee Pepe	2 Ellie Chen	3 Alyssa Jackson	4 Emaya Trahan	10 Mia Davis	11 Jazlen Green	13 Meghan Fiso	15 Jada Lewis	20 Sarah Barcello	22 Natalija Grizelj	23 Kim Villalobos	24 Abby Prohaska	32 Adryana Quezada
at Portland (L)	2-0-2	0-0-0	2-1-0	DNP	DNP	DNP	3-4-0	4-2-1	12-5-1	DNP	16-4-1	5-3-3	14-4-1
vs. Cal Baptist (L)	0-2-1	0-0-0	2-2-0	DNP	DNP	DNP	3-2-1	20-2-0	10-2-0	DNP	17-3-5	12-11-4	4-8-2
vs. UC Davis (W)	3-6-0	0-0-0	3-0-1	DNP	DNP	DNP	9-1-0	25-8-3	10-3-0	DNP	5-5-3	9-4-0	13-8-4
at Sacramento St. (W)	6-5-2	0-0-0	3-5-1	DNP	DNP	DNP	2-3-0	8-3-1	8-1-1	0-0-0	2-4-2	20-5-2	19-7-1
vs. Westcliff (W)	0-2-0	0-0-0	0-3-0	DNP	DNP	DNP	11-5-1	2-4-1	8-5-3	3-1-0	15-7-5	10-5-5	15-6-4
vs. Penn (W)	4-2-1	0-0-1	5-3-1	0-0-0	DNP	DNP	15-4-0	7-1-3	13-4-0	0-1-0	2-6-2	7-6-2	21-9-5
vs. UC San Diego (L)	5-3-0	DNP	0-1-1	DNP	DNP	DNP	5-2-0	13-4-1	3-7-3	DNP	16-7-4	15-7-3	14-7-3
vs. Stanford (L)	5-1-0	DNP	0-0-1	DNP	DNP	DNP	0-1-1	8-0-2	3-7-0	DNP	10-3-0	6-4-2	12-0-0
vs. CSULA (W)	8-3-1	DNP	6-3-1	DNP	DNP	DNP	0-3-0	7-4-2	8-5-0	DNP	13-8-1	15-9-2	19-10-1
at San Diego (W)	7-2-2	0-0-0	8-4-1	DNP	DNP	DNP	3-2-1	9-4-3	DNP	0-0-0	9-4-5	13-2-4	18-9-0
at Seattle (W)	2-3-1	DNP	1-0-0	DNP	0-0-0	DNP	2-3-0	19-5-1	10-1-0	DNP	2-1-2	19-5-1	20-8-1
vs. Kennesaw St. (W)	6-7-3	DNP	0-1-1	DNP	0-0-0	DNP	7-3-0	17-4-3	11-3-2	0-0-0	8-5-0	8-2-6	17-5-4
vs. Fla. Atlantic (W)	6-5-0	0-0-0	5-1-1	2-0-0	8-2-1	DNP	13-0-1	4-0-3	4-5-1	0-0-0	11-2-8	10-14-3	12-3-1
vs. Colorado St. (W)	2-2-0	DNP	3-1-2	DNP	0-1-0	DNP	5-3-1	22-9-2	0-8-2	DNP	15-8-4	22-7-0	5-5-4
at Air Force (L)	7-4-1	DNP	4-1-1	DNP	3-1-1	DNP	0-0-1	4-2-1	8-3-1	DNP	10-14-1	12-9-1	15-10-4
vs. Fresno St. (W)	6-4-0	DNP	6-2-0	DNP	6-1-1	DNP	2-5-2	7-5-1	14-1-0	DNP	18-13-3	DNP	18-5-0
at Wyoming (L)	10-3-1	DNP	0-3-0	DNP	5-3-1	DNP	2-3-1	9-2-2	3-6-1	0-0-0	7-2-0	DNP	19-3-0
at Boise State (L)	6-4-0	DNP	5-5-2	DNP	0-2-0	DNP	6-2-1	9-2-3	12-2-1	DNP	15-11-2	DNP	6-6-1
vs. UNLV (L)	5-1-1	DNP	0-1-0	DNP	0-3-0	DNP	5-2-0	9-1-1	3-3-1	DNP	15-13-3	5-5-3	18-8-0
vs. San Jose St. (W)	8-4-1	DNP	2-2-2	DNP	3-1-1	DNP	6-0-0	3-3-2	13-4-3	DNP	5-4-0	8-3-3	15-10-2
at Utah St. (W)	0-2-1	DNP	0-4-0	DNP	18-1-1	DNP	5-3-1	6-4-5	3-2-3	0-0-0	13-4-3	11-5-9	20-8-1
vs. Boise St. (W)	5-1-2	0-0-0	0-2-1	0-0-0	6-3-1	DNP	9-4-1	8-1-5	5-3-0	0-0-0	17-5-1	10-3-6	19-3-0
at Colorado St. (L)	4-1-0	0-1-0	6-0-2	DNP	4-8-1	DNP	4-4-1	9-4-3	8-1-2	3-0-0	1-4-0	DNP	11-7-1
vs. New Mexico (W)	8-1-1	DNP	0-3-1	DNP	0-2-1	4-2-1	0-2-0	13-1-1	6-1-0	DNP	16-10-0	6-4-3	7-9-3
at San Jose State (W)	2-1-0	DNP	0-0-0	DNP	0-2-1	0-0-1	0-0-0	15-4-3	10-3-1	DNP	14-5-2	7-5-2	15-2-3
at Nevada (L)	5-1-0	0-0-0	0-1-0	DNP	0-1-0	13-3-1	8-1-2	13-1-3	3-0-1	DNP	2-2-1	12-3-2	15-8-2
vs. Utah State (W)	8-3-1	0-1-2	10-4-1	0-0-0	17-5-2	2-3-1	1-3-0	15-1-2	DNP	0-1-1	8-8-6	16-7-3	13-10-0
vs. Air Force (W)	2-3-2	DNP	4-1-0	DNP	0-0-0	13-7-0	0-3-2	21-3-3	2-2-1	DNP	17-12-2	8-8-3	6-2-1
at New Mexico (L)	4-4-0	DNP	0-1-1	DNP	9-0-0	2-3-0	4-2-0	11-3-4	2-1-1	DNP	12-5-1	11-5-2	8-11-1
at UNLV (L)	2-1-1	0-0-1	6-2-1	0-0-0	3-0-1	0-1-0	4-2-0	5-2-0	0-2-0	0-0-0	3-3-2	4-1-1	14-4-2
vs. Wyoming (W)	0-0-1	DNP	0-2-1	DNP	0-0-0	4-3-1	3-1-0	10-0-0	0-0-1	DNP	24-6-0	6-6-3	11-9-0
vs. San Jose St. (W)	4-6-2	0-1-0	0-0-1	DNP	3-3-0	5-0-2	15-3-3	6-1-0	5-1-4	3-0-1	11-5-3	12-5-2	8-5-1
vs. New Mexico (W)	0-2-0	DNP	0-0-0	DNP	4-1-2	7-4-0	5-4-1	14-5-2	9-2-3	DNP	12-14-6	2-4-2	14-6-2
vs. Boise State (W)	2-2-0	DNP	0-0-0	DNP	2-2-1	6-2-0	4-1-0	12-2-2	0-2-0	DNP	11-5-4	9-8-3	26-5-3

DNP - Did Not Play

**Starting Lineups**

Game	F	F	G	G	G
at Portland (L)	Quezada	Villalobos	Barcello	Lewis	Prohaska
California Baptist (L)	Quezada	Villalobos	Barcello	Lewis	Prohaska
UC Davis (W)	Quezada	Villalobos	Barcello	Lewis	Prohaska
at Sacramento State (W)	Quezada	Villalobos	Barcello	Lewis	Prohaska
Westcliff (W)	Quezada	Villalobos	Barcello	Lewis	Prohaska
Penn (W)	Quezada	Villalobos	Barcello	Lewis	Prohaska
UC San Diego (L)	Quezada	Villalobos	Barcello	Lewis	Prohaska
No. 3/3 Stanford (L)	Quezada	Villalobos	Barcello	Lewis	Prohaska
Cal State Los Angeles (W)	Quezada	Villalobos	Barcello	Lewis	Prohaska
at San Diego (W)	Quezada	Villalobos	Jackson	Lewis	Prohaska
at Seattle (W)	Quezada	Villalobos	Barcello	Lewis	Prohaska
vs. Kennesaw State (W)	Quezada	Villalobos	Barcello	Lewis	Prohaska
vs. Florida Atlantic (W)	Quezada	Villalobos	Barcello	Lewis	Prohaska
Colorado State (W)	Quezada	Villalobos	Barcello	Lewis	Prohaska
at Air Force (L)	Quezada	Villalobos	Barcello	Lewis	Prohaska
Fresno State (W)	Quezada	Villalobos	Barcello	Lewis	Jackson
at Wyoming (L)	Quezada	Villalobos	Barcello	Lewis	Jackson
at Boise State (L)	Quezada	Villalobos	Barcello	Lewis	Jackson
No. 25/23 UNLV (L)	Quezada	Villalobos	Barcello	Lewis	Prohaska
San Jose State (W)	Quezada	Villalobos	Barcello	Lewis	Prohaska
at Utah State (W)	Quezada	Villalobos	Barcello	Lewis	Prohaska
Boise State (W)	Quezada	Villalobos	Barcello	Lewis	Prohaska
at Colorado State (L)	Quezada	Villalobos	Barcello	Lewis	Fiso
New Mexico (W)	Quezada	Villalobos	Barcello	Lewis	Prohaska

Game	F	F	G	G	G
at San Jose State (W)	Quezada	Villalobos	Barcello	Lewis	Prohaska
at Nevada (L)	Quezada	Villalobos	Barcello	Lewis	Prohaska
Utah State (W)	Quezada	Villalobos	Green	Lewis	Prohaska
Air Force (W)	Quezada	Villalobos	Barcello	Lewis	Prohaska
at New Mexico (L)	Quezada	Villalobos	Barcello	Lewis	Prohaska
at No. 24/24 UNLV (L)	Quezada	Villalobos	Barcello	Lewis	Prohaska
Wyoming (W)	Quezada	Villalobos	Barcello	Lewis	Prohaska
vs. [10] San Jose State (W)	Quezada	Villalobos	Barcello	Lewis	Prohaska
vs. [2] New Mexico (W)	Quezada	Villalobos	Barcello	Lewis	Prohaska
vs. [6] Boise State (W)	Quezada	Villalobos	Barcello	Lewis	Prohaska

**Lineup Records**

Quezada, Villalobos, Barcello, Lewis, Prohaska (19-9)  
 Quezada, Villalobos, Barcello, Lewis, Jackson (1-2)  
 Quezada, Villalobos, Jackson, Lewis, Prohaska (1-0)  
 Quezada, Villalobos, Green, Lewis, Prohaska (1-0)  
 Quezada, Villalobos, Barcello, Lewis, Fiso (0-1)

## MOUNTAIN WEST CHAMPIONSHIP HISTORY

### ■ MOUNTAIN WEST (20-22)

**2000 (0-1)**

**Las Vegas, Nev.**

(2) BYU 78, (7) San Diego State 37

**2001 (0-1)**

**Las Vegas, Nev.**

(3) New Mexico 55, (6) San Diego State 49

**2002 (0-1)**

**Las Vegas, Nev.**

(2) New Mexico 65, (7) San Diego State 52

**2003 (0-1)**

**Las Vegas, Nev.**

(2) New Mexico 54, (7) San Diego State 49

**2004 (0-1)**

**Denver, Colo.**

(2) Utah 68, (7) San Diego State 51

**2005 (0-1)**

**Denver, Colo.**

(1) New Mexico 81, (8) San Diego State 52

**2006 (0-1)**

**Denver, Colo.**

(8) Colorado St. 69, (9) San Diego State 58

**2007 (0-1)**

**Las Vegas, Nev.**

(2) Wyoming 56, (7) San Diego State 44

**2008 (2-1)**

**MW Tournament Runner-Up**

**Las Vegas, Nev.**

(6) San Diego State 66, (3) Wyoming 54

(6) San Diego State 69, (2) TCU 67

(4) New Mexico 62, (6) San Diego State 59

**2009 (1-1)**

**MW Tournament Runner-Up**

**Las Vegas, Nev.**

(2) San Diego State 71, (7) UNLV 63

(1) Utah 63, (2) San Diego State 58

**2010 (3-0)**

**MW Tournament Champions**

**Las Vegas, Nev.**

(3) San Diego State 60, (6) Wyoming 51

(3) San Diego State 77, (2) BYU 47

(3) San Diego State 70, (4) Utah 60 (OT)

**2011 (0-1)**

**Las Vegas, Nev.**

(7) New Mexico 65, (6) San Diego State 57

**2012 (3-0)**

**MW Tournament Champions**

**Las Vegas, Nev.**

(1) San Diego State 68, (8) Air Force 58

(1) San Diego State 73, (5) Wyoming 55

(1) San Diego State 57, (7) New Mexico 43

**2013 (2-1)**

**MW Tournament Runner-Up**

**Las Vegas, Nev.**

(1) San Diego State 67, (9) Nevada 39

(1) San Diego State 67, (5) New Mexico 39

(2) Fresno State 76, (1) San Diego State 70

**2014 (1-1)**

**Las Vegas, Nev.**

(6) San Diego State 63, (11) Air Force 56

(3) Nevada 53, (6) San Diego State 48

**2015 (1-1)**

**Las Vegas, Nev.**

(7) San Diego State 70, (10) Nevada 48

(2) New Mexico 57, (7) San Diego State 56

**2016 (1-1)**

**Las Vegas, Nev.**

(8) San Diego State 62, (9) Wyoming 44

(1) Colorado State 53, (8) San Diego State 41

**2017 (0-1)**

**Las Vegas, Nev.**

(8) San José State 76, (9) San Diego State 58

**2018 (0-1)**

**Las Vegas, Nev.**

(7) Nevada 95, (10) San Diego State 84 (OT)

**2019 (2-1)**

**Las Vegas, Nev.**

(7) San Diego State 63, (10) Air Force 55

(7) San Diego State 70, (2) New Mexico

61 (OT)

(3) Wyoming 75, (7) San Diego State 70 (OT)

**2020 (0-1)**

**Las Vegas, Nev.**

(11) Utah State 81, (6) San Diego State

79 (OT)

**2021 (0-1)**

**Las Vegas, Nev.**

(9) Air Force 56, (8) San Diego State 48

**2022 (1-1)**

**Las Vegas, Nev.**

(7) San Diego State 65, (10) Boise State 56

(2) New Mexico 63, (7) San Diego State 60

**2023 (1-1)**

**Las Vegas, Nev.**

(5) San Diego State 69, (4) New Mexico 68

(1) No. 21/24 UNLV 71, (5) San Diego

State 68

**2024 (2-0)**

**Las Vegas, Nev.**

(7) San Diego State 72, (10) San Jose St. 51

(7) San Diego State 67, (2) New Mexico 56

(7) San Diego State 72, (6) Boise State 69

### ■ MOUNTAIN WEST CHAMPIONSHIPS RECORD VS:

Air Force	3-1
Boise State	2-0
Fresno State	0-1
Nevada	2-2
New Mexico	5-8
Colorado State	0-2
San José State	1-1
UNLV	1-1
Utah State	0-1
Wyoming	4-2

### Former Mountain West Members

BYU	1-1
TCU	1-0
Utah	1-2

### ■ MOUNTAIN WEST CHAMPIONSHIPS RECORD BY SEED

SDSU Seed	Opponent Seed
No. 1	5-1
No. 2	1-1
No. 3	3-0
No. 4	0-0
No. 5	1-1
No. 6	3-5
No. 7	6-7
No. 8	2-4
No. 9	0-2
No. 10	0-1
No. 11	0-0

### ■ MOUNTAIN WEST CHAMPIONSHIPS RECORD BY ROUND

First Round	5-6
Quarterfinals	7-11
Semifinals	6-2
Championship	2-3

### ■ INDIVIDUAL

#### Points

28, Jené Morris vs. Brigham Young, 3/12/10

27, Jené Morris vs. UNLV, 3/13/09

26, Adryana Quezada vs. Boise State, 3/12/24

#### Field Goals

11, McKynzie Fort vs. Nevada, 3/5/18

10, Jené Morris vs. Brigham Young, 3/12/10

9, Cierra Warren vs. Air Force, 3/10/14

9, Courtney Clements vs. Wyoming, 3/9/12

9, Quenese Davis vs. Utah (OT), 3/13/10

9, Jené Morris vs. Utah (OT), 3/13/10

#### Field Goal Attempts

23, Sophia Ramos vs. New Mexico, 3/10/19

22, Jené Morris vs. Utah, 3/14/09

21, McKynzie Fort vs. Nevada (OT), 3/5/18

21, Courtney Clements vs. Fresno State, 3/16/13

#### Field Goal Percentage (min 5 made)

.857 (6-7), Erimma Amarikwa vs. Nevada, 3/14/13

.750 (6-8), Cheyenne Greenhouse vs. Nevada (OT),

3/5/18

.727 (8-11), Adryana Quezada vs. Boise State,

3/12/24

#### 3-Point Field Goals

6, Najé Murray vs. New Mexico (OT), 3/11/19

6, Sophia Ramos vs. New Mexico 3/6/23

6, Asia Avinger vs. New Mexico 3/6/23

4, Danesha Long vs. Air Force, 3/10/14

4, Jené Morris vs. Wyoming, 3/12/08

4, Courtney Fritiz vs. Utah, 3/10/04

4, Sophia Sledge vs. New Mexico, 3/6/02

#### 3-Point Field Goal Attempts

14, Sophia Ramos vs. New Mexico, 3/6/23

13, Asia Avinger vs. New Mexico, 3/6/23

12, Michelle Strawberry vs. Colorado State, 3/7/06

11, Mallory Adams vs. Nevada, 3/7/22

11, Najé Murray vs. New Mexico (OT), 3/11/19

11, Courtney Clements vs. Fresno State, 3/16/13

#### Free Throws

11, Jené Morris vs. UNLV, 3/13/09

10, Adryana Quezada vs. Boise State, 3/12/24

9, Chelsea Hopkins vs. Air Force, 3/7/12

#### Free Throw Attempts

15, Jené Morris vs. UNLV, 3/13/09

11, Téa Adams vs. New Mexico (OT), 3/11/19

11, Chelsea Hopkins vs. Air Force, 3/7/12

#### Free Throw Percentage (min 6 made)

1.000 (6-6), Sophia Ramos vs. Air Force, 3/7/21

1.000 (6-6), Zayn Dornstauder vs. Utah State (OT)

3/1/20

1.000 (6-6), Cierra Warren vs. Nevada, 3/11/14

1.000 (6-6), Jené Morris vs. Brigham Young, 3/12/10

1.000 (6-6), Allison Duffy vs. Wyoming, 3/12/08

#### Rebounds

16, Mallory Adams vs. New Mexico (OT), 3/11/19

15, Chelsea Hopkins vs. Fresno State, 3/16/13

14, Kim Villalobos vs. New Mexico, 3/11/24

14, Baylee Vanderdoes vs. New Mexico (OT), 3/11/19

14, Chelsea Hopkins vs. New Mexico, 3/15/13

#### Assists

14, Chelsea Hopkins vs. Nevada, 3/11/13

10, Chelsea Hopkins vs. Wyoming, 3/8/12

10, Quenese Davis vs. TCU, 3/14/08

#### Steals

6, Jené Morris vs. Brigham Young, 3/12/10

5, Quenese Davis vs. New Mexico, 3/15/08

Many with 4

### Blocked Shots

7, Cierra Warren vs. Nevada, 3/11/14

7, Jessica Bradley vs. Wyoming, 3/10/10

7, Paris Johnson vs. UNLV, 3/13/09

### ■ TEAM

#### Points

84, vs. Nevada (OT), 3/5/18

79, vs. Utah State (OT) 3/1/20

77, vs. Brigham Young, 3/12/10

#### Field Goals

33, vs. Nevada (OT), 3/5/18

32, vs. Wyoming, 3/9/12

31, vs. New Mexico, 3/6/23

#### Field Goal Attempts

81, vs. New Mexico (OT), 3/11/19

73, vs. Nevada (OT), 3/5/18

72, vs. Fresno State, 3/16/13

#### Field Goal Percentage

.561 (32-57), vs. Wyoming, 3/9/12

.544 (30-55), vs. Utah, 3/13/10

.529 (27-51), vs. Brigham Young, 3/12/10

#### 3-Point Field Goals

9, vs. New Mexico (OT), 3/11/19

8, vs. San Jose State, 3/10/24

8, vs. New Mexico, 3/11/24

7, vs. New Mexico, 3/8/11

7, vs. Utah State (OT) 3/1/20

#### 3-Point Field Goal Attempts

26, vs. New Mexico, 3/7/22

23, vs. Fresno State, 3/16/13

21, vs. San Jose State, 3/10/24

#### Free Throws

18, vs. Nevada, 3/10/14

18, vs. Brigham Young, 3/12/10

16, vs. Boise State, 3/12/24

16, vs. San Jose State, 3/10/24

16, vs. Utah State (OT) 3/1/20

16, vs. Wyoming, 3/10/10

#### Free Throw Attempts

27, vs. New Mexico, 3/10/12

26, vs. Air Force, 3/7/12

25, vs. San Jose State, 3/10/24

#### Free Throw Percentage (min 10 attempts)

.900 (18-20), vs. Nevada, 3/10/14

.900 (9-10), vs. Wyoming (OT), 3/12/19

.889 (16-18), vs. Utah State (OT) 3/1/20

#### Rebounds

59, vs. New Mexico (OT), 3/11/19

49, vs. Utah State (OT) 3/1/20

48, vs. Fresno State, 3/16/13

#### Assists

21, vs. Brigham Young, 3/12/10

# 2024 MOUNTAIN WEST WOMEN'S BASKETBALL CHAMPIONSHIP

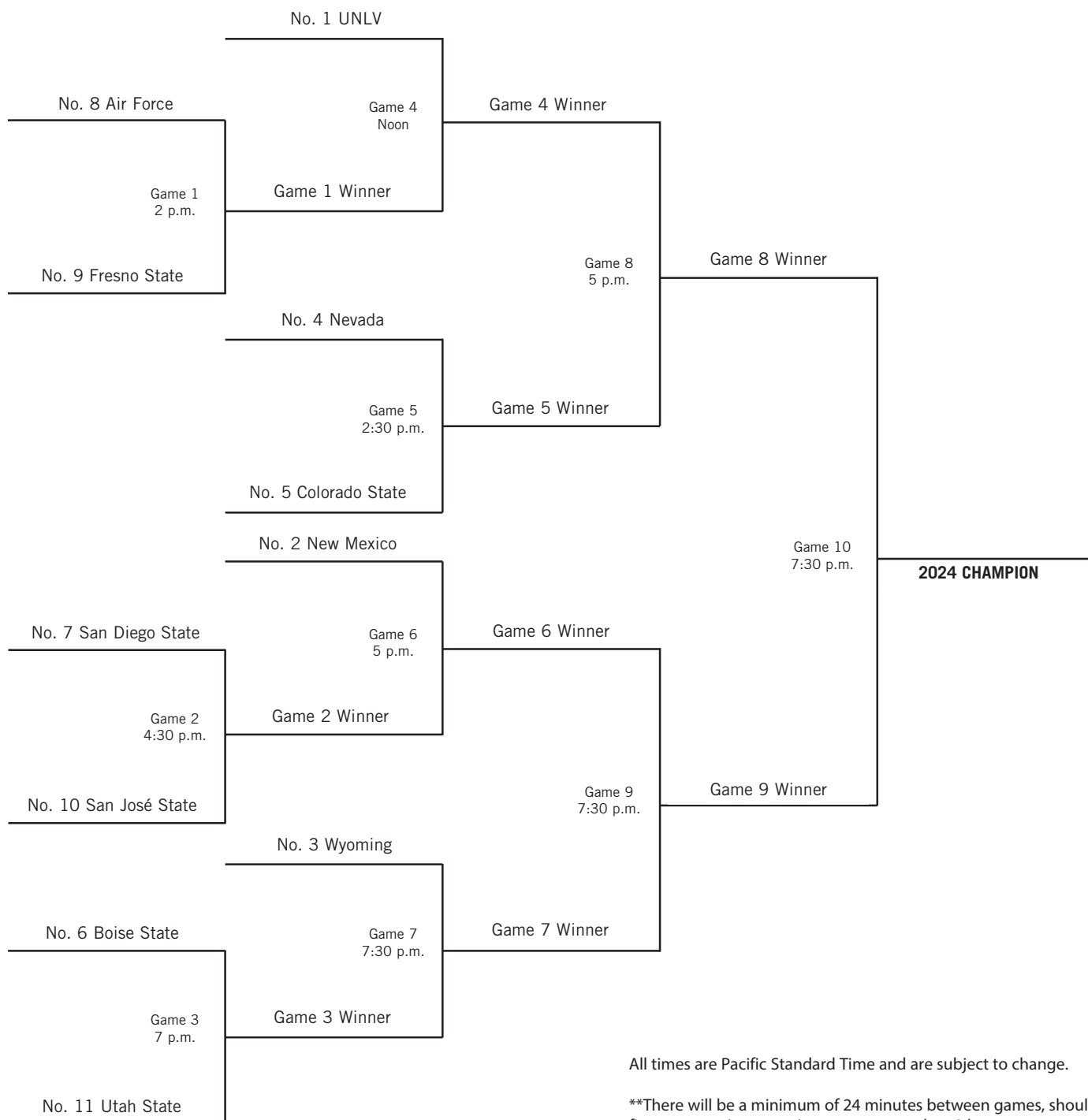
SUNDAY-WEDNESDAY, MARCH 10-13

THOMAS & MACK CENTER

LAS VEGAS, NEVADA



SUNDAY MARCH 10	MONDAY MARCH 11	TUESDAY MARCH 12	WEDNESDAY MARCH 13
--------------------	--------------------	---------------------	-----------------------



All times are Pacific Standard Time and are subject to change.

\*\*There will be a minimum of 24 minutes between games, should the first game go into overtime or run more than 2 hours.



## CAREER HIGHS

## Points

15, vs. Antelope Valley (11-12-22)

## Rebounds

13, vs. San Diego Christian (11-9-22)

## Assists

3, Three times

Last: vs. Kennesaw State (12-20-23)

## Steals

5, vs. Boise State (1-27-24)

## Blocks

3, vs. San Jose State (1-20-24)

## Field Goals

5, Twice

Last vs. Antelope Valley (11-12-22)

## Field Goal Attempts

11, vs. Antelope Valley (11-12-22)

## 3-Point Field Goals

2, Twice

Last: vs. New Mexico (2-7-24)

## 3-Point Field Goal Attempts

3, at Boise State (1-13-24)

## Free Throws

5, Twice

Last: vs. Miami Ohio (12-20-22)

## Free Throw Attempts

7, vs. Antelope Valley (11-12-22)

## MISC. CAREER STATS

Double-figure scoring games: 4

Double-figure rebounding games: 2

Double-Doubles: 1



## #0 KHYLEE PEPE

Junior

5-11

Forward

Long Beach, Calif.

Bishop Montgomery HS

**As a Sophomore (2022-23)**

Averaged 3.0 points and 2.5 rebounds while playing 13.2 minutes per game... 34 of her 73 rebounds came on the offensive glass, the highest rate on the team... Had her first career double-double vs. San Diego Christian (11-9-22) with 10 points and a career-high 13 rebounds... In the following game, had a career-high 15 points... Topped 20 minutes in four games including 24 at Utah State (12-31-22) when she had seven points, seven rebounds and three assists.

**As a Freshman (2021-22)**

Appeared in 25 games while starting the last five... Averaged 2.7 points and 2.0 rebounds in 10.2 minutes per game... Scored season high 11 points on 5-for-7 shooting against Fresno State (2-19-22)... Had season-high in rebounds (10) and minutes (21) at Boise State (2-5-22).

**High School**

A consensus four-star recruit, ranked No. 83 in the country by espnW, Pepe was a four-time all-state selection in California and two-time league MVP and was recruited by numerous power five programs... In her senior year, she earned her third First-Team All Del Rey League selection and helped her school win a league championship and made the CIF-SS quarterfinals... As a junior, averaged 17 points, eight rebounds, four assists and three steals and had 10 games with 20 or more points... Tied a school record with 41 points in a game... As a sophomore, averaged 15 points per game... Attended Mater Dei High School as a freshman where she averaged 11.7 points, 6.5 rebounds and 3.6 assists and was a Second Team All-County selection while helping the Monarchs win the Trinity League and finish fourth in the CIF-SS Open Division.

**Personal**

Khylee-Jade Tulimalefo'i Pepe was born in Long Beach, Calif... Comes from an athletic family, having four relatives who played football: brother Kobe (USC), father Paapaa (Humboldt State), uncles Jesse (San Francisco 49ers) and Roman (Oregon State)... Enjoys playing volleyball, reading and swimming... Lists running back James Conner as her favorite athlete... Majoring in communication.

## CAREER HIGHS\*

## Points

31, vs. Wofford (1-26-33)

## Rebounds

8, vs. Samford (1-21-23)

## Assists

5, Twice

Last: at Chattanooga (1-14-23)

## Steals

3, Twice

Last: at Western Carolina (2-2-23)

## Blocks

1, vs. Colorado State (11-25-22)

## Field Goals

9, Twice

Last: at Wofford (2-25-23)

## Field Goal Attempts

19, vs. Wofford (1-26-33)

## 3-Point Field Goals

9, vs. Wofford (1-26-33)

## 3-Point Field Goal Attempts

19, vs. Wofford (1-26-33)

## Free Throws

13, at Eastern Tennessee St. (1-12-23)

## Free Throw Attempts

14, at Eastern Tennessee St. (1-12-23)


## MISC. CAREER STATS

Double-figure  
scoring games: 39

20-point scoring games: 7

Double-figure  
rebounding games: 0

\*While at Mercer



## #1 ERIN HOUPT

Junior

5-6

Guard

Danville, Ill.

Mercer/Danville HS

**Led NCAA in Free Throw Percentage (93.9%, 2022-23)****All-Southern Conference Third Team (2022-23)****Southern Conference Freshman of the Year (2021-22)****At Mercer (2021-23)**

Played her first two years at Mercer where she started 47 of 57 games and averaged 10.8 points while shooting 41.2% from three and 93% from the line... As a sophomore (2022-23) averaged 12.6 points per game and was a Third-Team All-SoCon selection... Played a team-high 35.8 minutes per game and led the nation with a 93.9 free throw percentage... Scored in double-digits 19 times and had four games with at least 20 points, including a career-high 31 vs. Wofford where she made nine three-pointers... In conference play, she averaged 13.9 points while playing 37.9 minutes per game... As a freshman, she helped Mercer go 23-7 and win the SoCon championship while averaging 9.1 points and leading the conference with a three-point percentage of 41.4... Was named the 2021-22 SoCon Freshman of the Year.

**High School**

Attended Danville High School (Illinois), where she scored 2,208 points and left as the school's all-time leading scorer... Was a two-time Big 12 conference player of the year and two-time AP all-state selection... As a senior, averaged 27.6 points, 6.8 rebounds, 2.9 steals and 2.3 assists.

**Personal**

Born in Danville, Illinois to Kathy and Ted Houpt... Her mom played tennis at Ball State and her dad played basketball at Winthrop... Lists Sue Bird as her favorite athlete... Majoring in communications, which she also studied at Mercer.



## #2 ELLIE CHEN

---

Freshman

5-5

Guard

South Pasadena, Calif.

La Salle Colle Prep

### High School

Was a four-time All-CIF selection at La Salle College Prep... Made the first team as a freshman and sophomore and the second team as a junior and senior... Was also named to the All-Area Team and the All-League team four times... Helped her team win the 3AA CIF Southern Section championship as a junior and the 2AA CIF championship as a senior... Also played volleyball... Was a standout in the classroom where she earned the President's Honor and gold honors four times and was in the math and science honor society twice.

### Personal

Born in Arcadia, Calif. to Charles and Lisa Chen... Enjoys going to the gym, art and going to the beach... Lists Kobe Bryant as her favorite athlete... Majoring in kinesiology.

## CAREER HIGHS

## Points

10, vs. Utah State (2-17-24)

## Rebounds

5, Twice

Last: at Boise State (1-13-24)

## Assists

2, Many times

## Steals

2, vs. UC Davis (11-13-23)

## Blocks

1, Many times

## Field Goals

4, vs. Utah State (2-17-24)

## Field Goal Attempts

8, at Sacramento State (11-18-23)

## 3-Point Field Goals

2, Twice

Last: at Colorado State (2-3-24)

## 3-Point Field Goal Attempts

4, at No. 24 UNLV (3-2-24)

## Free Throws

3, Twice

Last: vs. Cal St. Los Angeles (12-4-23)

## Free Throw Attempts


4, Twice

Last: vs. Cal St. Los Angeles (12-4-23)

## MISC. CAREER STATS

Double-figure scoring games: 1

Double-figure rebounding games: 0



## #3 ALYSSA JACKSON

Freshman

5-11

Guard

Fairfield, Calif.

Vanden HS

**High School**

Was a four-star recruit per NorCal Preps... Attended Vanden HS where she was a three-time Monticello Empire league MVP... Helped Vanden win three league and two section championships... Broke a school record when she scored 50 points with 10 threes in a game... As a senior, averaged 20.4 points, 5.9 rebounds, 3.9 steals and 2.8 assists... As a junior, averaged 19.7 points, 5.7 rebounds, 4.8 steals and 2.6 assists... Scored over 1,000 points in just 2.5 years at Vanden... Was named her school's female athlete of the year in 2023... Played at Salesian College Prep as a freshman where she was a second team all-league selection... Finished her career as a four-time all-state selection... Also competed in track and field as a junior where she did sprints and the long jump... Was an honor roll student.

**Personal**

Born in Chattanooga, Tenn. To Courtney and Abrelle Jackson... Enjoys reading, playing video games and making Tiktoks in her free time... Lists LeBron James as her favorite athlete.



## #4 EMAYA TRAHAN

---

Senior

5-6

Guard

Los Angeles, Calif.

Bishop Montgomery HS

### High School

Attended Bishop Montgomery High School where she played basketball and softball... Was a second team-all league selection in 2019-20... Helped her team win the CIF-SS Championship in 2017... Was a teammate in high school of Khylee Pepe.

### Personal

Daughter of Karoni and Ed Trahan... Enjoys cooking... Lists Kyrie Irving as her favorite athlete... Majoring in criminal justice.



## #5 TRINITY ZAMORA

---

Freshman

6-0

Guard

Oakland, Calif.

Piedmont HS

### *Preseason Mountain West Co-Freshman of the Year*

#### **High School**

Scored over 2,000 points and had over 1,400 rebounds as a four-year starter at Piedmont HS... Averaged 22 points, 13 rebounds, 6 assists and two blocks per game over her four years... Made the all-state team three times, twice as a first-teamer and once as a second-teamer... As a senior, averaged 19 points, 10 rebounds and six assists and helped her team go undefeated and advance to the Open semifinals... Scored 17 points and grabbed 10 rebounds in the NCS Division IV title game... As a junior averaged 25.3 points, 18.5 rebounds 3.0 blocks and 2.0 steals per game... Was the WAC Co-Player of the year as a sophomore and junior... Was named to the All-Bay Area News Group Team in 2022 and 2023... Was the Piedmont Post Athlete of the Year in 2020 and 2021... Played for the CalStars 17 EYBL.

#### **Personal**

Born in Oakland, California to Rochelle Allen and D'Angelo Zamora... Her brother JoJo played basketball at Utah and New Mexico State... Enjoys painting and swimming... Lists LeBron James, Candace Parker and A'ja Wilson as her favorite athletes... Majoring in business.

## CAREER HIGHS

Points  
18, at Utah State (1-24-24)

Rebounds  
8, at Colorado State (2-3-24)

Assists  
2, vs. Utah State (2-17-24)

Steals  
3, at Utah State (1-24-24)

Blocks  
1, vs. New Mexico (2-7-24)

Field Goals  
6, Twice  
Last: vs. Utah State (2-17-24)

Field Goal Attempts  
12, at Utah State (1-24-24)

3-Point Field Goals  
5, at Utah State (1-24-24)

3-Point Field Goal Attempts  
8, at Utah State (1-24-24)

Free Throws  
2, vs. Utah State (2-17-24)

Free Throw Attempts  
4, vs. Utah State (2-17-24)

## MISC. CAREER STATS

Double-figure scoring games: 2

Double-figure rebounding games: 0



## #10 MIA DAVIS

Freshman

6-0

Guard

Phoenix, Ariz.

Dream City Christian

***Mountain West Freshman of the Week (Jan. 29, 2024)***

**High School**

A four-star recruit... Attended Dream City Christian for her last two seasons where her dad was the head coach... Was ranked as the No. 1 player in Arizona in her class after her sophomore year but then missed her entire junior and senior years due to injury... Averaged 11.6 points, 4.8 rebounds and 2.8 steals as a sophomore at Phoenix Xavier Prep and helped lead them to the 6A state semifinals... As a freshman averaged 9.1 points and 4.1 rebounds per game... Was first team all-conference as a sophomore and second team as a freshman.

**Personal**

Born in Phoenix, Arizona to Jennifer Waf and Prileu Davis... Her father played basketball at Louisville.

## CAREER HIGHS

## Points

20, Twice

Last: vs. Cal St. Los Angeles (2-16-22)\*

## Rebounds

8, at Utah (2-16-20)\*

## Assists

5, vs. Cal St. Los Angeles (2-16-22)\*

## Steals

4, Twice

Last: vs. Arizona State (3-5-20)\*

## Blocks

3, at Washington State (1-31-20)\*

## Field Goals

7, Twice

Last: vs. Cal St. Los Angeles (2-16-22)\*

## Field Goal Attempts

18, at Oregon State (2-20-22)\*

## 3-Point Field Goals

6, vs. Cal St. Los Angeles (2-16-22)\*

## 3-Point Field Goal Attempts

12, at Oregon State (2-20-22)\*

## Free Throws

7, Twice

Last: vs. Air Force (2-21-24)

## Free Throw Attempts

12, vs. Air Force (2-21-24)

## MISC. CAREER STATS

Double-figure scoring games: 20

Double-figure scoring games at SDSU: 2

20-Point scoring games: 2

\* While at Cal

## #11 JAZLEN GREEN

Senior

5-11

Guard

Upland, Calif.

California/Lakeside HSHS

**All-Pac-12 Freshman Honorable Mention (2019-20)****At California (2019-22)**

Appeared in 51 games at Cal where she averaged 9.1 points, 2.2 rebounds and 1.3 assists per game... In 2021-22, played 22 games while making 11 starts... Led Cal with 49 made threes and made at least two threes in nine of her last 10 games... Had seven games scoring in double-digits and two 20-point performances... Earned All-Pac-12 Freshman honorable mention in her first year after leading Cal with 48 three-pointers and scoring 8.8 points off the bench... Redshirted the 2020-21 season.

**High School**

Attended Lakeside High School who she helped lead to a CIF Southern Section Division 2A title as a senior... Averaged 28.7 points, 11.7 rebounds, 5.0 assists and 4.0 steals as a game... Scored a record 810 points that year and was named the CIF Southern Section Division II Player of the Year, the MVP of the Ivy League, the Press-Enterprise Player of the Year and was a Second Team All-State selection at Utah State... Aspires to be a video game designer.



## CAREER HIGHS

## Points

15, Twice  
Last: vs. San Jose State (3-10-24)

## Rebounds

5, Three times  
Last: vs. Fresno State (1-7-24)

## Assists

3, vs. Nevada (2-9-22)

## Steals

2, Three times  
Last: at Sacramento State (11-18-23)

## Blocks

2, at Portland (11-6-23)

## Field Goals

5, Three times  
Last: vs. Florida Atlantic (12-21-23)

## Field Goal Attempts

13, at Boise State (1-13-24)

## 3-Point Field Goals

3, Twice  
Last vs. Florida Atlantic (12-21-23)

## 3-Point Field Goal Attempts

6, at Boise State (1-13-24)

## Free Throws

5, vs. Nevada (2-9-22)

## Free Throw Attempts

6, vs. Nevada (2-9-22)

## MISC. CAREER STATS

Double-figure scoring games: 6

Double-figure rebounding games: 0



## #13 MEGHAN FISO

Senior

5-10

Guard

Seattle, Wash.

Michigan/Garfield HS

***Mountain West Scholar-Athlete (2021-22)***

***Mountain West All-Academic Team (2021-22)***

**2022-23 Season**

Averaged 5.5 points in eight games before suffering a season-ending injury... Had three games with nine points or more including a season-high 11 points vs. San Diego Christian (11-9-22)... Averaged 15.4 minutes per game and had four games with at least 20 minutes... Was 4-for-10 from three.

**2021-22 Season**

Appeared in 24 games off the bench... Averaged 1.4 points in 6.7 minutes per game... Had season-highs in points (13) and minutes (22) against Nevada (2-9-22)... Scored in seven games, totaling seven or more points on three occasions... Was 8-for-10 from the line.

**At Michigan (2020-21)**

Spent her freshman season at the University of Michigan where she appeared in seven games off the bench on a Wolverine squad that went 16-6 (9-4 in the Big Ten) and advanced to the first Sweet 16 in program history.

**High School**

A top 40 recruit according to Prospects Nation, she was named the 2020 AP Class 3A Player of the Year in Washington and was named the Seattle Times Player of the Year... As a senior, she averaged 24.7 points, 9.0 rebounds, 5.0 assists and 4.0 steals and helped lead Garfield High School (Seattle, Wash.) to a state championship while also securing the Tournament MVP award... prior to her senior year, attended West Seattle High School who she helped win back-to-back SeaKing District tournament championships and take third in the 2018 state tournament... As a junior, averaged 12.9 points and 7.2 rebounds and earned 3A All-Metro League first-team honors... In 2018 was also named the Pacific Northwest Basketball Officials Association Female Player of the Year.

**Personal**

Megan Fiso (FEE-zo) born in Seattle to Julie and Joe Fiso... Lists LeBron James as her favorite athlete... Majoring in communication.

## CAREER HIGHS

## Points

25, vs. UC Davis (11-13-23)

## Rebounds

11, vs. Sacramento State (1-15-22)\*

## Assists

5, Three times

Last: vs. Boise State (1-27-24)

## Steals

3, Many Times

## Blocks

2, Many times

## Field Goals

8, Many Times

## Field Goal Attempts

18, vs. Air Force (2-21-24)

## 3-Point Field Goals

7, vs. Prairie View (11-20-21)\*

## 3-Point Field Goal Attempts

13, vs. Montana (2-23-23)\*

## Free Throws

7, vs. Air Force (2-21-24)

## Free Throw Attempts

7, vs. Air Force (2-21-24)

## MISC. CAREER STATS

Double-figure scoring games: 48

Double-figure scoring games at SDSU:

15

20-Point games: 10

20-Point games at SDSU: 4

Double-figure rebounding games: 1

Double-doubles: 1

\* at Portland State



## #15 JADA LEWIS

Senior

5-9

Guard

Rocklin, Calif.

Portland State/Whitney HS

***Mountain West Player of the Week (Jan. 2, 2024)******Led Big Sky in Three-Pointers Made (80, 2022-23)******Big Sky All-Academic Team (2020-21 & 2022-23)*****At Portland State (2019-23)**

Played at Portland State for four years where she played in 98 games with 79 starts and totaled 906 points and made 207 threes... As a senior averaged 11.4 points and made 80 threes, which led the Big Sky, in 30.7 minutes per game... As a junior, averaged 10.0 points per game and made 65 threes while starting all 29 games... As a sophomore, shot a career-best 40.2 percent from three and averaged 9.3 points per game... Battled injuries as a freshman and was limited to 14 games... Her 207 made threes is third all-time at Portland State... Was a two-time Big Sky All-Academic selection (2020-21 & 2022-23).

**High School**

Attended Whitney High School where she was a four-time all-league honoree and set school records for career points (1,610), field goals made (577), 3-pointers made (245), assists (321), steals (331), games played (117) and free throw percentage (.770)... Also set the single-season record for points (535), field goals made (192), three-pointers made (80) and steals (125)... As a junior, helped her school win the Capital Valley conference title and was named league MVP... In 2019, was named to the CalHiSports.com all-state second-team.

**Personal**

Born in Sacramento, California... Enjoys playing volleyball, soccer and golf... Lists Klay Thompson and Caitlin Clark as her favorite athletes... Earned a bachelor's degree in applied health and fitness at Portland State and is pursuing a Master of Arts in liberal arts and sciences at SDSU.

## CAREER HIGHS

## Points

25 at Quinnipiac (1-3-21)\*

## Rebounds

8, vs. Colorado State (12-30-23)

## Assists

4, vs. San Diego Christian (11-9-22)

## Steals

6, vs. Siena (3-10-21)\*

## Blocks

3, Twice

Last: vs. UNLV (1-17-24)

## Field Goals

10, at Quinnipiac (1-3-21)\*

## Field Goal Attempts

18, vs. Siena (3-10-21)\*

## 3-Point Field Goals

4, Twice

Last: at Boise State (1-13-24)

## 3-Point Field Goal Attempts

9, vs. Green Bay (12-15-19)\*

## Free Throws

7, at Seattle (12-7-23)

## Free Throw Attempts

8, at Seattle (12-7-23)

## MISC. CAREER STATS

Double-figure scoring games: 34

Double-figure scoring games at SDSU: 12

Double-figure rebounding games: 0

\* at Marist



## #20 SARAH BARCELLO

Senior

5-11

Guard

Phoenix, Ariz

Marist/Seton Catholic Prep

***Mountain West Scholar-Athlete (2022-23)******Mountain West All-Academic Team (2022-23)******All-MAAC Third Team (2020-21)******MAAC All-Championship Team (2019)******MAAC All-Academic Team (2018-19, 2019-2020 & 2020-21)*****2022-23 Season**

Appeared in 33 games with one start in her first year at SDSU... Averaged 2.5 points and 2.2 rebounds in 12.8 minutes per game... Shot 45.2 percent from three in conference play... Had a season-high 11 points at Utah State (12-31-22)... Had nine points on three three-pointers vs. Fresno State (1-26-23)... Had a season-high seven rebounds in three straight games in November... Played 20 or more minutes in seven games.

**At Marist (2018-22)**

Appeared in 74 games while making 57 starts at Marist... Averaged 7.6 points per game over that span and shot 34.9 percent from three, which is top ten all-time at Marist... Missed the 2021-22 season due to injury... Was an All-MAAC Third Team selection in 2020-21 after averaging a team-high 12.6 points per game and helping the Red Foxes win the MAAC Championship and make the NCAA Tournament... Scored in double figures 11 times, including a career-high 25 points at Quinnipiac... Averaged 13.7 points, 4.3 steals and 4.0 rebounds per game during the MAAC Championships... In 2019-20 as a sophomore, appeared in 24 games while making 21 starts and averaged 6.3 points on 43.9 shooting from the field in 21.3 minutes... In 2018-19, shot 41 percent from three and started 19 games while scoring 5.8 points per game... Was named to the MAAC All-Championship team after averaging 9.3 points in the 2019 conference tournament... Was a three-time MAAC All-Academic Team honoree.

**High School**

Attended Seton Catholic Prep in Chandler, Arizona, where she won three state championships... Was a two-time Arizona Division II Player of the Year and two-time 4A All-State First-Team selection... Averaged 16.0 points and 6.3 rebounds as a senior and 18.4 points and 7.1 rebounds as a junior... Was in the National Honors Society.

**Personal**

Born in Phoenix, Arizona... Her older sister Julia was the 2014 Gatorade State Player of the Year in Arizona and went on to play at Colgate while her brother Alex was a standout at BYU after spending two years at Arizona... Graduated from Marist with a psychology degree and is working towards a master's in education (counseling).

## CAREER HIGHS

Points  
3, vs. Westcliff (11-21-23)

Rebounds  
2, Twice  
Last: at San Jose State (2-11-23)

Assists  
1, vs. Utah State (2-17-24)

Steals  
N/A

Blocks  
N/A

Field Goals  
N/A

Field Goal Attempts  
4, vs. Utah State (2-17-24)

3-Point Field Goals  
1, vs. Westcliff (11-21-23)

3-Point Field Goal Attempts  
4, vs. Utah State (2-17-24)

Free Throws  
N/A

Free Throw Attempts  
N/A

## MISC. CAREER STATS

Double-figure scoring games: 0

Double-figure rebounding games: 0



## #22 NATALIJA GRIZELJ

Sophomore

5-9

Guard

Sunnyvale, Calif.

Saint Francis HS

**Croatian U20 National Team (2023)****2022-23 Season**

Appeared in 10 games off the bench in her first year at SDSU... Played a season-high eight minutes vs. San Diego Christian (11-9-22) where she brought in two rebounds.

**High School**

Attended Saint Francis High School where she lettered all four years... As a senior, averaged 11.4 points, 4.6 rebounds, 2.5 assists with 61 made three-pointers... Was an all-state honorable mention selection... Was in the National Honors Society and graduated with honors.

**Personal**

Born in Stanford, California to Jelena and Blaz Grizelj... Her sister Mia plays at Saint Mary's... Lists Steph Curry as her favorite athlete... Enjoys going to the beach, working out and listening to music... Majoring in business and aspires to be an athletic trainer.

## CAREER HIGHS

## Points

24, vs Wyoming (3-5-24)

## Rebounds

14, Twice

Last: vs. [2] New Mexico (3-11-24)

## Assists

8, vs. Florida Atlantic (12-21-23)

## Steals

6, vs. Westcliff (11-21-23)

## Blocks

4, vs. UNLV (1-17-24)

## Field Goals

9, at California Baptist (12-8-21)

## Field Goal Attempts

17, vs. UNLV (1-17-24)

## 3-Point Field Goals

1, at Colorado State (12-8-20)

## 3-Point Field Goal Attempts

2, at Colorado State (12-10-20)

## Free Throws

10, vs. Wyoming (3-5-24)

## Free Throw Attempts

14, vs. Fresno State (1-7-24)

## MISC. CAREER STATS

Double-figure scoring games: 47

20-Point Games: 2

Double-figure rebounding games: 15

Double-doubles: 11



## #23 KIM VILLALOBOS

Senior

6-0

Forward

Los Angeles, Calif.

Chaminade HS

**Mountain West All-Freshman Team (2020-21)****El Salvador National Team (2021, 2022 & 2023)****As a Junior (2022-23)**

Averaged 8.5 points and a team-high 5.3 rebounds while shooting 49.4 percent from the field... One of two Aztecs to start all 34 games... Averaged 22.3 minutes per game... Had 15 games in double-digits... Led SDSU in rebounding 13 times... Had a season-high 19 points and 11 rebounds at San Jose State (2-11-23)... Had 17 points on 7-for-9 shooting vs. first place UNLV (1-7-23)... Had a career-high seven assists vs. Seattle (11-25-22).

**As a Sophomore (2021-22)**

Appeared in 28 games and made six starts... Averaged 6.7 points and 5.6 rebounds in 17.5 minutes per game... Led the team with 48.8 field goal percentage... Scored in double-figures six times including a career-high 22 points on 9-for-13 shooting at California Baptist (12-8-21)... Had 10 or more rebounds five times and led the Aztecs in rebounding on nine occasions... Led the team in steals 10 times... For the second straight year, played for the El Salvador National Team following the season.

**As a Freshman (2020-21)**

Made the Mountain West All-Freshman Team... Averaged 6.6 points, 4.4 rebounds and 1.0 assist in 18.8 minutes per game... Scored in double-figures five times, including a season-high 16 at Colorado State (12-8-20)... Had a season-high 10 rebounds vs. Air Force (1-22-21)... Started eight games, including seven straight in conference play... Following the season played for the El Salvador National Team.

**High School/International**

Averaged 15 points and 12 rebounds per game as a senior at Chaminade HS... Was named to the All-Mission League First-Team as a senior... Helped her school reach the quarterfinals of the CIF Southern Section Division I championships... Previously attended Bishop Alemany HS where she averaged 19 points per game as a junior... Played with the El Salvador national team and was named the top Salvadoran basketball player in the US... Played for Team Taurasi for the California Storm AAU program on the prestigious Nike circuit with teammate Asia Avinger.

**Personal**

Kimberly Villalobos was born in Panorama City, Calif. to Silvia Estrada and Enock Villalobos... Lists Kobe Bryant as her favorite athlete and had the opportunity to work at the Mamba Sports Academy... Majoring in social work.

## CAREER HIGHS

## Points

23, at UC San Diego (12-1-22)

## Rebounds

14, vs. Florida Atlantic (12-21-23)

## Assists

9, at Utah State (1-24-24)

## Steals

5, Twice

Last: at San Diego (12-7-23)

## Blocks

2, Twice

Last: vs. Westcliff (11-21-23)

## Field Goals

9, at UC San Diego (12-1-22)

## Field Goal Attempts

21, vs. Colorado State (12-30-23)

## 3-Point Field Goals

2, Many times

## 3-Point Field Goal Attempts

7, at Colorado State (1-16-23)

## Free Throws

12, vs. Antelope Valley (11-12-22)

## Free Throw Attempts

12, vs. Antelope Valley (11-12-22)

## MISC. CAREER STATS

Double-figure scoring games: 30

Double-figure scoring games at SDSU: 25

20-Point Games (all at SDSU): 4

Double-figure rebounding games (all at SDSU): 3

Double-Doubles (all at SDSU): 3



## #24 ABBY PROHASKA

Senior

5-9

Guard

Liberty Township, Ohio

Lakota West HS

***Two-time ACC Academic Honor Roll******Mountain West Scholar-Athlete (2022-23)******Mountain West All-Academic Team (2022-23)*****2022-23 Season**

Played all 34 games and made 16 starts while averaging 7.5 points, 3.3 rebounds, 1.7 assists and 1.5 steals in 23.1 minutes per game... Shot 87.5 percent (49-56) from the free throw line, the fourth best rate in a season in school history... Scored in double-digits 11 times and led SDSU in scoring on six occasions... Had a career-high 23 points on 9-for-15 shooting at UC San Diego (12-1-22) to help the Aztecs rally back from double-digits... Had 21 points at Colorado State (1-16-23)... Was 12-for-12 from the line vs. Antelope Valley (11-12-22), tied for the third most made free throws in a game in program history... Averaged 12.5 points on 55 percent shooting in the Mountain West Tournament.

**At Notre Dame (2018-22)**

Appeared in 74 games with the Fighting Irish, made 16 starts and played in nine NCAA Tournament games including both games of the 2019 Final Four as a freshman... Averaged 2.7 points, 2.3 rebounds and 1.2 assists in 15.2 minutes per game... In 2021-22, appeared in 20 games and shot a career-best 50.9 percent from the field and scored 3.6 points per game... In the 2020-21 season played in 16 games, while starting 13 of them, averaging 4.2 points in a career-high 21.2 minutes per game... Utilized a medical redshirt in the 2019-20 season after being diagnosed with a bilateral pulmonary embolism... As a freshman in 2018-19, appeared in 38 games with three starts and helped Notre Dame reach the national championship game while averaging 14.4 minutes per game... During their tournament run, she was the Fighting Irish's first guard off the bench and after the season was named the team's most improved player... Was named to the ACC Academic Honor Roll and the Dean's List twice... Was heavily involved with SAAC where she headed up the service branch... Graduated with a degree in visual communication while minoring in digital media marketing.

**High School**

Was a four-star prep prospect out of Lakota West High School where she was ranked No. 73 in the nation by ESPN HoopGurlz... During her four years there, the Firebirds lost just eight games and won the state championship in 2015... As a senior, she averaged 15.0 points, 6.4 rebounds and 4.2 steals and was named the District 15 and Greater Miami Conference Player of the Year... Set school records for career assists (267) and most steals in a single-season (100), and surpassed the 1,000 point mark for her career... Was named to the All-State First-Team twice and was an All-League First-Team selection three times... Played for Team USA at the 2016 FIBA U17 World Championships in Zaragoza Spain where they won a bronze medal... Also played soccer for two years and led her conference in goals scored as a freshman.

## CAREER HIGHS

Points  
32, vs. Texas Wesleyan (12-20-19)\*\*

Rebounds  
17, vs. SW New Mexico (11-18-19)\*\*

Assists  
5, Many times

Steals  
6, vs. Boise State (2-12-22)\*

Blocks  
2, Many times

Field Goals  
15, vs. Texas Wesleyan (12-20-19)\*\*

Field Goal Attempts  
23, at Colorado State (2-9-22)\*

3-Point Field Goals  
2, vs. Boise State (1-27-24)

3-Point Field Goal Attempts  
4, at Western Kentucky (2-15-20)\*\*

Free Throws  
10, vs. Boise State (3-12-24)

Free Throw Attempts  
12, vs. Boise State (3-12-24)

## MISC. CAREER STATS

Double-figure scoring games: 65

Double-figure scoring games at SDSU: 27

20-Point Games: 14

20-Point Games at SDSU: 3

Double-figure rebounding games: 20

Double-figure rebounding games at SDSU: 5

Double-Doubles: 17

Double-Doubles at SDSU: 4

\* While at Utah State

\*\* While at UT San Antonio



## #32 ADRYANA QUEZADA

Senior

5-11

Forward

Frisco, Texas

Utah State/Lone Star HS

**Puerto Rico National Team (2023)**

**All-Mountain West Honorable Mention (at Utah State, 2021-22)**

**Mountain West Player of the Week (at Utah State, Feb. 14, 2022; Dec. 18, 2023 at SDSU)**

**Two-time Conference USA Freshman of the Week (2019-20)**

**2022-23 Season**

Utilized redshirt season.

**At Utah State (2021-22)**

Was an All-Mountain West honorable selection after averaging 15.2 points and 7.9 rebounds per game... Shot 53.6 percent in her lone year at Utah State, which was third in the Mountain West... Finished fifth in the conference in scoring (15.2 ppg) and sixth in rebounding (7.9 rpg)... Averaged 20.4 points per game over her final 14 contests... Scored in double-digits in 15 of her final 16 games and in 19 of her 28 games on the year, including a season-best 30 points at Colorado State (Jan. 19)... Was the Mountain West Player of the Week award on Feb. 14... Had a team-high nine double-doubles.

**At UT-San Antonio (2019-21)**

Averaged 13.8 points and 6.9 rebounds across 29 games... Averaged 15.3 points and 10.0 rebounds in six games as a sophomore before missing the rest of the season due to injury... As a freshman, started 16 games while scoring 13.4 points per game... Was the Conference USA Freshman of the Week twice... Led the Roadrunners in field goal percentage both years.

**High School**


Attended Lone Star High School in Frisco, Texas where she teamed with former Aztec Mallory Adams for two seasons... As a senior, averaged 16.5 points and 7.0 rebounds while helping her team go 28-9 and 17-1 in league play... Earned All-State, All-Region, and All-District honors three times and scored over 1,000 points in her prep career... Played for Premier Basketball's "Team Lex," which won the 2017 Adidas National Championship and the 2018 Super 64 National Championship... Was in the National Honors Society and was an All-State Academic selection twice.

2023-24 BROADCAST ROSTER



**KHYLEE PEPE**  
Jr. | 5-11 | F  
Long Beach, Calif.  
Bishop Montgomery HS

0



**ERIN HOUPT**  
Jr. | 5-6 | G  
Danville, Ill.  
Mercer/Danville HS

1



**ELLIE CHEN**  
Fr. | 5-5 | G  
South Pasadena, Calif.  
La Salle College Prep

2



**ALYSSA JACKSON**  
Fr. | 5-11 | G  
Fairfield, Calif.  
Vanden HS

3



**EMAYA TRAHAN**  
Sr. | 5-6 | F  
Los Angeles, Calif.  
Bishop Montgomery HS

4




**TRINITY ZAMORA**  
Fr. | 6-0 | G  
Oakland, Calif.  
Piedmont HS

5



**MIA DAVIS**  
Fr. | 6-0 | G  
Phoenix, Ariz.  
Dream City Christian

10



**JAZLEN GREEN**  
Sr. | 5-11 | G  
Upland, Calif.  
California/Upland HS

11



**MEGHAN FISO**  
Sr. | 5-10 | G  
Seattle, Wash.  
Michigan/Garfield HS

13



**JADA LEWIS**  
Sr. | 5-9 | G  
Rocklin, Calif.  
Portland State/Whitney HS

15



**SARAH BARCELLO**  
Sr. | 5-11 | G  
Phoenix, Ariz.  
Marist/Seton Catholic Prep

20



**NATALIA GRIZELJ**  
So. | 5-9 | G  
Sunnyvale, Calif.  
Saint Francis HS

22



**KIM VILLALOBOS**  
Sr. | 6-0 | F  
Los Angeles, Calif.  
Chaminade HS

23



**ABBY PROHASKA**  
Sr. | 5-9 | G  
Liberty Township, Ohio  
Lakota West HS

24



**ADRYANA QUEZADA**  
Sr. | 5-10 | F  
Frisco, Texas  
Utah State/Lone Star HS

32



**STACIE TERRY-HUTSON**  
Head Coach  
11th Season  
UT Arlington (1998)

HC



**KELLIE LEWIS**  
Associate Head Coach  
Third Season  
Boise State (1998)

AC



**GREGG GOTTLIEB**  
Assistant Coach  
First Season  
UCLA (1995)

AC



**JON SILVER**  
Assistant Coach  
Third Season as AC (8th overall)  
UCLA (2009), LSU (2017)

AC





**2023-24 San Diego St. Women's Basketball  
Combined Team Statistics  
All games**

**Game Records**

Record	Overall	Home	Away	Neutral
ALL GAMES	22-12	12-4	5-8	5-0
CONFERENCE	10-8	8-1	2-7	0-0
NON-CONFERENCE	12-4	4-3	3-1	5-0

**Score by Periods**

Team	1st	2nd	3rd	4th	OT	TOT
San Diego St.	513	529	597	600	33	2272
Opponents	562	487	548	550	39	2186

**Team Box Score**

No.	Player	Total			3-Point			F-Throw		Rebounds				PF	DQ	A	TO	BLK	STL	PTS	AVG	
		GP-GS	MIN	AVG	FG-FGA	FG%	3FG-3FGA	3FG%	FT-FTA	FT%	OFF	DEF	TOT									AVG
32	QUEZADA, Adryana	34-34	967:07	28.4	189-354	.534	9-25	.360	94-116	.810	72	149	221	6.5	44	0	62	56	15	27	481	14.1
23	VILLALOBOS, Kim	34-34	909:08	26.7	140-317	.442	0-3	.000	93-134	.694	51	161	212	6.2	89	4	82	74	33	59	373	11.0
15	LEWIS, Jada	34-34	1082:05	31.8	122-329	.371	73-221	.330	47-55	.855	13	84	97	2.9	50	1	69	49	11	27	364	10.7
24	PROHASKA, Abby	30-30	814:58	27.2	102-261	.391	14-48	.292	86-102	.843	33	136	169	5.6	69	2	90	78	9	47	304	10.1
20	BARCELLO, Sarah	32-32	949:36	29.7	71-162	.438	33-90	.367	31-36	.861	27	68	95	3.0	49	0	39	32	10	29	206	6.4
11	GREEN, Jazlen	11-1	207:53	18.9	17-55	.309	0-19	.000	22-33	.667	8	20	28	2.5	21	0	7	15	1	8	56	5.1
13	FISO, Meghan	34-1	541:35	15.9	60-160	.375	18-55	.327	23-33	.697	10	71	81	2.4	51	1	22	32	5	10	161	4.7
0	PEPE, Khylee	34-0	556:26	16.4	57-154	.370	7-29	.241	23-35	.657	29	62	91	2.7	63	1	28	51	19	42	144	4.2
10	DAVIS, Mia	24-0	278:19	11.6	33-95	.347	20-56	.357	5-10	.500	4	38	42	1.8	24	0	16	15	2	9	91	3.8
3	JACKSON, Alyssa	34-4	496:03	14.6	29-84	.345	12-30	.400	11-20	.550	17	42	59	1.7	33	0	25	26	5	15	81	2.4
22	GRIZELJ, Natalija	13-0	42:20	3.3	3-15	.200	2-14	.143	1-4	.250	0	3	3	0.2	3	0	2	1	0	0	9	0.7
4	TRAHAN, Emaya	5-0	10:23	2.1	1-3	.333	0-0	.000	0-0	.000	0	0	0	0.0	1	0	0	0	0	0	2	0.4
2	CHEN, Ellie	14-0	44:07	3.2	0-2	.000	0-1	.000	0-0	.000	0	3	3	0.2	8	0	6	4	0	1	0	0.0
Team											42	72	114					21				
<b>Total</b>		<b>34</b>	<b>6900</b>		<b>824-1991</b>	<b>.414</b>	<b>188-591</b>	<b>.318</b>	<b>436-578</b>	<b>.754</b>	<b>306</b>	<b>909</b>	<b>1215</b>	<b>35.7</b>	<b>505</b>	<b>9</b>	<b>448</b>	<b>454</b>	<b>110</b>	<b>274</b>	<b>2272</b>	<b>66.8</b>
<b>Opponents</b>		<b>34</b>	<b>6900</b>		<b>802-1986</b>	<b>.404</b>	<b>248-734</b>	<b>.338</b>	<b>334-477</b>	<b>.700</b>	<b>324</b>	<b>898</b>	<b>1222</b>	<b>35.9</b>	<b>566</b>	<b>12</b>	<b>463</b>	<b>540</b>	<b>100</b>	<b>233</b>	<b>2186</b>	<b>64.3</b>

**Team Statistics**

	SDSU	OPP
<b>Scoring</b>	<b>2272</b>	<b>2186</b>
Points per game	66.8	64.3
Scoring margin	+2.5	-
<b>Field goals-att</b>	<b>824-1991</b>	<b>802-1986</b>
Field goal pct	.414	.404
<b>3 point fg-att</b>	<b>188-591</b>	<b>248-734</b>
3-point FG pct	.318	.338
3-pt FG made per game	5.5	7.3
<b>Free throws-att</b>	<b>436-578</b>	<b>334-477</b>
Free throw pct	.754	.700
F-Throws made per game	12.8	9.8
<b>Rebounds</b>	<b>1215</b>	<b>1222</b>
Rebounds per game	35.7	35.9
Rebounding margin	-0.2	-
<b>Assists</b>	<b>448</b>	<b>463</b>
Assists per game	13.2	13.6
<b>Turnovers</b>	<b>454</b>	<b>540</b>
Turnovers per game	13.4	15.9
Turnover margin	+2.5	-
Assist/turnover ratio	1.0	0.9
<b>Steals</b>	<b>274</b>	<b>233</b>
Steals per game	8.1	6.9
<b>Blocks</b>	<b>110</b>	<b>100</b>
Blocks per game	3.2	2.9
<b>Winning streak</b>	<b>4</b>	<b>-</b>
Home win streak	6	-
<b>Attendance</b>	<b>28908</b>	<b>17976</b>
Home games-Avg/Game	16-1807	13-1383
Neutral site-Avg/Game	-	5-395

**Team Results**

Date	Opponent	Score	Att.	
11/06/2023	at Portland	L	58-72	409
11/10/2023	California Baptist	L	68-76	2333
11/13/2023	UC Davis	W	77-68	1111
11/18/2023	at Sacramento St.	W	68-45	316
11/21/2023	Westcliff	W	64-42	1484
11/25/2023	Penn	W	74-49	1758
11/28/2023	UC San Diego	Lot	71-77	1023
12/01/2023	Stanford	L	44-85	3708
12/04/2023	Cal State LA	Wot	76-71	918
12/07/2023	at San Diego	W	67-63	637
12/11/2023	at Seattle U	W	69-61	737
12/20/2023	vs Kennesaw St.	W	75-52	44
12/21/2023	vs Fla. Atlantic	W	75-48	46
12/30/2023	Colorado St.	Wot	74-71	902
01/03/2024	at Air Force	Lot	63-71	172
01/07/2024	Fresno St.	W	77-70	918
01/10/2024	at Wyoming	L	55-72	2060
01/13/2024	at Boise St.	L	59-68	1511
01/17/2024	UNLV	L	60-67	2908
01/20/2024	San Jose St.	W	63-51	1473
01/24/2024	at Utah St.	W	76-62	287
01/27/2024	Boise St.	W	79-54	2003
02/03/2024	at Colorado St.	L	50-82	2434
02/07/2024	New Mexico	W	60-53	4206
02/10/2024	at San Jose St.	W	63-62	873
02/14/2024	at Nevada	L	71-72	1428
02/17/2024	Utah St.	W	90-62	1287
02/21/2024	Air Force	W	73-63	939
02/28/2024	at New Mexico	L	63-66	5261
03/02/2024	at UNLV	L	41-100	1851
03/05/2024	Wyoming	W	58-55	1937
03/10/2024	vs San Jose St.	W	72-51	0
03/11/2024	vs New Mexico	W	67-56	0
03/12/2024	vs Boise St.	W	72-69	1887



**2023-24 San Diego St. Women's Basketball  
Team Overall Conference  
All games**

**Summary**

Player	Overall Statistics										Conference Statistics									
	GP-GS	MIN/G	FG%	3FG%	FT%	R/G	A/G	STL	BLK	PTS/G	GP-GS	MIN/G	FG%	3FG%	FT%	R/G	A/G	STL	BLK	PTS/G
QUEZADA, Adryana	34-34	28.4	.534	.360	.810	6.5	1.8	27	15	14.1	18-18	28.1	.492	.533	.860	6.7	1.6	12	8	13.1
VILLALOBOS, Kim	34-34	26.7	.442	.000	.694	6.2	2.4	59	33	11.0	18-18	26.2	.465	.000	.675	7.2	1.7	31	17	11.8
LEWIS, Jada	34-34	31.8	.371	.330	.855	2.9	2.0	27	11	10.7	18-18	30.3	.381	.366	.960	2.7	2.3	16	6	10.5
PROHASKA, Abby	30-30	27.2	.391	.292	.843	5.6	3.0	47	9	10.1	14-14	25.1	.375	.150	.780	5.1	2.9	21	5	9.9
BARCELLO, Sarah	32-32	29.7	.438	.367	.861	3.0	1.2	29	10	6.4	17-17	30.1	.400	.349	.929	2.5	1.2	18	7	5.4
GREEN, Jazlen	11-1	18.9	.309	.000	.667	2.5	0.6	8	1	5.1	8-1	19.1	.314	.000	.615	2.8	0.6	5	1	4.8
FISO, Meghan	34-1	15.9	.375	.327	.697	2.4	0.6	10	5	4.7	18-1	14.8	.309	.160	.556	2.2	0.7	0	3	3.6
PEPE, Khylee	34-0	16.4	.370	.241	.657	2.7	0.8	42	19	4.2	18-0	17.1	.356	.267	.696	2.2	0.7	19	9	4.7
DAVIS, Mia	24-0	11.6	.347	.357	.500	1.8	0.7	9	2	3.8	18-0	12.1	.360	.390	.500	1.9	0.7	7	1	4.1
JACKSON, Alyssa	34-4	14.6	.345	.400	.550	1.7	0.7	15	5	2.4	18-3	15.2	.409	.474	.250	1.9	0.8	9	1	2.6
GRIZELJ, Natalija	13-0	3.3	.200	.143	.250	0.2	0.2	0	0	0.7	6-0	3.3	.143	.143	.000	0.2	0.2	0	0	0.5
TRAHAN, Emaya	5-0	2.1	.333	.000	.000	0.0	0.0	0	0	0.4	3-0	2.4	.000	.000	.000	0.0	0.0	0	0	0.0
CHEN, Ellie	14-0	3.2	.000	.000	.000	0.2	0.4	1	0	0.0	5-0	3.3	.000	.000	.000	0.4	1.0	1	0	0.0
<b>Totals</b>	<b>34</b>		<b>.414</b>	<b>.318</b>	<b>.754</b>	<b>35.7</b>	<b>13.2</b>	<b>274</b>	<b>110</b>	<b>66.8</b>	<b>18</b>		<b>.402</b>	<b>.324</b>	<b>.741</b>	<b>36.1</b>	<b>12.6</b>	<b>139</b>	<b>58</b>	<b>65.3</b>
<b>Opponent</b>	<b>34</b>		<b>.404</b>	<b>.338</b>	<b>.700</b>	<b>35.9</b>	<b>13.6</b>	<b>233</b>	<b>100</b>	<b>64.3</b>	<b>18</b>		<b>.417</b>	<b>.347</b>	<b>.733</b>	<b>36.2</b>	<b>13.7</b>	<b>132</b>	<b>54</b>	<b>66.7</b>

**Scoring**

Player	Overall Statistics								Conference Statistics							
	FG-FGA	FG%	3FG-3FGA	3FG%	FT-FTA	FT%	PTS	PTS/G	FG-FGA	FG%	3FG-3FGA	3FG%	FT-FTA	FT%	PTS	PTS/G
QUEZADA, Adryana	189-354	.534	9-25	.360	94-116	.810	481	14.1	89-181	.492	8-15	.533	49-57	.860	235	13.1
VILLALOBOS, Kim	140-317	.442	0-3	.000	93-134	.694	373	11.0	79-170	.465	0-1	.000	54-80	.675	212	11.8
LEWIS, Jada	122-329	.371	73-221	.330	47-55	.855	364	10.7	64-168	.381	37-101	.366	24-25	.960	189	10.5
PROHASKA, Abby	102-261	.391	14-48	.292	86-102	.843	304	10.1	48-128	.375	3-20	.150	39-50	.780	138	9.9
BARCELLO, Sarah	71-162	.438	33-90	.367	31-36	.861	206	6.4	32-80	.400	15-43	.349	13-14	.929	92	5.4
GREEN, Jazlen	17-55	.309	0-19	.000	22-33	.667	56	5.1	11-35	.314	0-12	.000	16-26	.615	38	4.8
FISO, Meghan	60-160	.375	18-55	.327	23-33	.697	161	4.7	25-81	.309	4-25	.160	10-18	.556	64	3.6
PEPE, Khylee	57-154	.370	7-29	.241	23-35	.657	144	4.2	32-90	.356	4-15	.267	16-23	.696	84	4.7
DAVIS, Mia	33-95	.347	20-56	.357	5-10	.500	91	3.8	27-75	.360	16-41	.390	4-8	.500	74	4.1
JACKSON, Alyssa	29-84	.345	12-30	.400	11-20	.550	81	2.4	18-44	.409	9-19	.474	1-4	.250	46	2.6
GRIZELJ, Natalija	3-15	.200	2-14	.143	1-4	.250	9	0.7	1-7	.143	1-7	.143	0-0	.000	3	0.5
TRAHAN, Emaya	1-3	.333	0-0	.000	0-0	.000	2	0.4	0-1	.000	0-0	.000	0-0	.000	0	0.0
CHEN, Ellie	0-2	.000	0-1	.000	0-0	.000	0	0.0	0-1	.000	0-0	.000	0-0	.000	0	0.0
<b>Totals</b>	<b>824-1991</b>	<b>.414</b>	<b>188-591</b>	<b>.318</b>	<b>436-578</b>	<b>.754</b>	<b>2272</b>	<b>66.8</b>	<b>426-1061</b>	<b>.402</b>	<b>97-299</b>	<b>.324</b>	<b>226-305</b>	<b>.741</b>	<b>1175</b>	<b>65.3</b>
<b>Opponent</b>	<b>802-1986</b>	<b>.404</b>	<b>248-734</b>	<b>.338</b>	<b>334-477</b>	<b>.700</b>	<b>2186</b>	<b>64.3</b>	<b>440-1055</b>	<b>.417</b>	<b>132-380</b>	<b>.347</b>	<b>189-258</b>	<b>.733</b>	<b>1201</b>	<b>66.7</b>

**Totals**

Player	Overall Statistics										Conference Statistics									
	O-REB	D-REB	TOTAL	PF	FO	A	TO	A/TO	HI	PTS	O-REB	D-REB	TOTAL	PF	FO	A	TO	A/TO	HI	PTS
QUEZADA, Adryana	72	149	221	44	0	62	56	1.1	26	34	87	121	25	0	29	28	1.0	20	20	
VILLALOBOS, Kim	51	161	212	89	4	82	74	1.1	24	32	97	129	47	3	31	45	0.7	24	24	
LEWIS, Jada	13	84	97	50	1	69	49	1.4	25	7	41	48	29	1	41	33	1.2	22	22	
PROHASKA, Abby	33	136	169	69	2	90	78	1.2	22	19	52	71	34	1	41	34	1.2	22	22	
BARCELLO, Sarah	27	68	95	49	0	39	32	1.2	14	12	30	42	28	0	21	17	1.2	14	14	
GREEN, Jazlen	8	20	28	21	0	7	15	0.5	13	6	16	22	12	0	5	9	0.6	13	13	
FISO, Meghan	10	71	81	51	1	22	32	0.7	15	5	35	40	24	0	13	15	0.9	9	9	
PEPE, Khylee	29	62	91	63	1	28	51	0.5	10	17	23	40	29	0	13	29	0.4	10	10	
DAVIS, Mia	4	38	42	24	0	16	15	1.1	18	3	31	34	18	0	12	13	0.9	18	18	
JACKSON, Alyssa	17	42	59	33	0	25	26	1.0	10	9	26	35	22	0	15	15	1.0	10	10	
GRIZELJ, Natalija	0	3	3	3	0	2	1	2.0	3	0	1	1	2	0	1	1	1.0	3	3	
TRAHAN, Emaya	0	0	0	1	0	0	0	0.0	2	0	0	0	1	0	0	0	0.0	0	0	
CHEN, Ellie	0	3	3	8	0	6	4	1.5	0	0	2	2	0	0	5	3	1.7	0	0	
<b>Totals</b>	<b>306</b>	<b>909</b>	<b>1215</b>	<b>505</b>	<b>9</b>	<b>448</b>	<b>454</b>	<b>1.0</b>	<b>90</b>	<b>165</b>	<b>484</b>	<b>649</b>	<b>271</b>	<b>5</b>	<b>227</b>	<b>253</b>	<b>0.9</b>	<b>90</b>	<b>90</b>	
<b>Opponent</b>	<b>324</b>	<b>898</b>	<b>1222</b>	<b>566</b>	<b>12</b>	<b>463</b>	<b>540</b>	<b>0.9</b>	<b>100</b>	<b>155</b>	<b>497</b>	<b>652</b>	<b>302</b>	<b>9</b>	<b>247</b>	<b>274</b>	<b>0.9</b>	<b>100</b>	<b>100</b>	



## 2023-24 San Diego St. Women's Basketball Team Game-by-Game All games

Opponent	Date	Score		Total		3-Pointers		Free throws		Rebounds										
				FG-FGA	PCT	3FG-3FGA	PCT	FT-FTA	PCT	OFF	DEF	TOT	AVG	PF	A	TO	BLK	STL	PTS	AVG
at Portland	11/06/2023	58-72	L	21-50	.420	1-8	.125	15-22	.682	8	21	29	29.0	22	9	20	6	14	58	58.0
California Baptist	11/10/2023	68-76	L	24-60	.400	6-22	.273	14-17	.824	7	27	34	31.5	18	13	16	4	9	68	63.0
UC Davis	11/13/2023	77-68	W	23-60	.383	8-15	.533	23-26	.885	8	29	37	33.3	11	11	11	3	7	77	67.7
at Sacramento St.	11/18/2023	68-45	W	24-59	.407	4-22	.182	16-20	.800	12	22	34	33.5	16	10	12	1	15	68	67.8
Westcliff	11/21/2023	64-42	W	25-55	.455	4-18	.222	10-13	.769	12	28	40	34.8	10	19	18	3	13	64	67.0
Penn	11/25/2023	74-49	W	27-54	.500	7-13	.538	13-16	.813	7	30	37	35.2	20	15	10	3	8	74	68.2
UC San Diego	11/28/2023	71-77	Lot	28-66	.424	8-27	.296	7-8	.875	7	31	38	35.6	17	15	10	2	6	71	68.6
Stanford	12/01/2023	44-85	L	19-60	.317	2-13	.154	4-4	1.000	5	17	22	33.9	8	6	7	0	6	44	65.5
Cal State LA	12/04/2023	76-71	Wot	26-70	.371	4-15	.267	20-26	.769	13	35	48	35.4	9	8	12	2	8	76	66.7
at San Diego	12/07/2023	67-63	W	26-58	.448	8-19	.421	7-12	.583	10	21	31	35.0	12	16	9	2	6	67	66.7
at Seattle U	12/11/2023	69-61	W	21-53	.396	8-24	.333	19-25	.760	11	25	36	35.1	6	10	13	5	7	69	66.9
vs Kennesaw St.	12/20/2023	75-52	W	29-56	.518	8-21	.381	9-10	.900	7	28	35	35.1	14	19	16	3	5	75	67.6
vs Fla. Atlantic	12/21/2023	75-48	W	29-59	.492	5-20	.250	12-13	.923	7	26	33	34.9	17	19	7	1	9	75	68.2
Colorado St.	12/30/2023	74-71	Wot	28-72	.389	6-16	.375	12-17	.706	12	35	47	35.8	12	15	9	4	2	74	68.6
at Air Force	01/03/2024	63-71	Lot	25-61	.410	2-12	.167	11-14	.786	11	36	47	36.5	19	12	22	4	3	63	68.2
Fresno St.	01/07/2024	77-70	W	29-55	.527	7-17	.412	12-24	.500	8	34	42	36.9	14	13	11	4	4	77	68.8
at Wyoming	01/10/2024	55-72	L	21-55	.382	5-13	.385	8-11	.727	8	22	30	36.5	9	6	9	1	4	55	67.9
at Boise St.	01/13/2024	59-68	L	25-71	.352	6-30	.200	3-6	.500	13	22	35	36.4	20	10	8	3	8	59	67.4
UNLV	01/17/2024	60-67	L	20-61	.328	3-17	.176	17-19	.895	10	28	38	36.5	20	9	12	10	8	60	67.1
San Jose St.	01/20/2024	63-51	W	21-54	.389	5-15	.333	16-18	.889	10	25	35	36.4	13	14	16	5	12	63	66.9
at Utah St.	01/24/2024	76-62	W	27-63	.429	9-21	.429	13-16	.813	15	24	39	36.5	12	24	14	1	8	76	67.3
Boise St.	01/27/2024	79-54	W	30-60	.500	7-14	.500	12-15	.800	9	23	32	36.3	14	17	13	0	16	79	67.8
at Colorado St.	02/03/2024	50-82	L	16-48	.333	6-14	.429	12-18	.667	4	26	30	36.0	17	12	19	0	2	50	67.0
New Mexico	02/07/2024	60-53	W	21-59	.356	7-17	.412	11-14	.786	6	33	39	36.2	11	11	13	3	6	60	66.8
at San Jose St.	02/10/2024	63-62	W	20-54	.370	5-21	.238	18-21	.857	12	15	27	35.8	13	13	15	1	12	63	66.6
at Nevada	02/14/2024	71-72	L	25-48	.521	4-10	.400	17-23	.739	2	28	30	35.6	19	12	14	5	3	71	66.8
Utah St.	02/17/2024	90-62	W	34-64	.531	10-25	.400	12-20	.600	9	40	49	36.1	18	19	15	5	10	90	67.6
Air Force	02/21/2024	73-63	W	25-63	.397	4-13	.308	19-27	.704	12	31	43	36.3	13	14	17	4	14	73	67.8
at New Mexico	02/28/2024	63-66	L	25-67	.373	2-14	.143	11-12	.917	10	28	38	36.4	22	10	17	4	9	63	67.7
at UNLV	03/02/2024	41-100	L	15-53	.283	5-20	.250	6-9	.667	3	16	19	35.8	11	9	14	0	6	41	66.8
Wyoming	03/05/2024	58-55	W	19-53	.358	4-10	.400	16-21	.762	11	18	29	35.6	14	7	15	4	12	58	66.5
vs San Jose St.	03/10/2024	72-51	W	24-55	.436	8-21	.381	16-25	.640	8	25	33	35.5	18	19	11	9	9	72	66.7
vs New Mexico	03/11/2024	67-56	W	25-56	.446	8-20	.400	9-13	.692	12	33	45	35.8	20	19	20	4	6	67	66.7
vs Boise St.	03/12/2024	72-69	W	27-59	.458	2-14	.143	16-23	.696	7	27	34	35.7	16	13	9	4	7	72	66.8
<b>Total</b>		<b>2272</b>		<b>824-1991</b>	<b>.414</b>	<b>188-591</b>	<b>.318</b>	<b>436-578</b>	<b>.754</b>	<b>306</b>	<b>909</b>	<b>1215</b>	<b>35.7</b>	<b>505</b>	<b>448</b>	<b>454</b>	<b>110</b>	<b>274</b>	<b>2272</b>	<b>66.8</b>
Opponents		2186		802-1986	.404	248-734	.338	334-477	.700	324	898	1222	35.9	566	463	540	100	233	2186	64.3

### San Diego St. Averages

Games Played	Points/game	FG Pct	3FG Pct	FT Pct	Rebounds/game	Assists/game	Turnovers/game	Assist/Turnover ratio	Steals/game	Blocks/game
34	66.8	41.4	31.8	75.4	35.7	13.2	13.4	1.0	8.1	3.2



San Diego St. Women's Basketball  
Individual Career Summaries  
All games

**BARCELLO, Sarah**

SEASON	TEAM	GP-GS	MIN/AVG	Field Goals		3-Point		F-Throws		Rebounds				Other					Scoring	
				FG-FGA	FG%	3FG-3FGA	3FG%	FT-FTA	FT%	OFF	DEF	TOT	AVG	PF-FO	A	TO	BLK	STL	PTS	AVG
2018-19	Marist	33-19	685/20.8	68-175	.389	48-117	.410	9-16	.563	23	54	77	2.3	33-0	25	25	1	18	193	5.8
2019-20	Marist	24-21	511/21.3	58-132	.439	24-75	.320	12-23	.522	18	38	56	2.3	43-0	30	21	2	12	152	6.3
2020-21	Marist	17-17	501/29.4	81-194	.418	23-80	.288	29-43	.674	18	58	76	4.5	25-0	26	31	3	25	214	12.6
2022-23	SDSU	33-1	419/12.7	27-76	.355	19-59	.322	9-14	.643	23	50	73	2.2	29-0	18	13	7	16	82	2.5
2023-24	SDSU	32-32	950/29.7	71-162	.438	33-90	.367	31-36	.861	27	68	95	3.0	49-0	39	32	10	29	206	6.4
<b>TOTAL FOR SDSU</b>		<b>65-33</b>	<b>1369/21.1</b>	<b>98-238</b>	<b>.412</b>	<b>52-149</b>	<b>.349</b>	<b>40-50</b>	<b>.800</b>	<b>50</b>	<b>118</b>	<b>168</b>	<b>2.6</b>	<b>78-0</b>	<b>57</b>	<b>45</b>	<b>17</b>	<b>45</b>	<b>288</b>	<b>4.4</b>
<b>TOTAL</b>		<b>139-90</b>	<b>3066/22.1</b>	<b>305-739</b>	<b>.413</b>	<b>147-421</b>	<b>.349</b>	<b>90-132</b>	<b>.682</b>	<b>109</b>	<b>268</b>	<b>377</b>	<b>2.7</b>	<b>179-0</b>	<b>138</b>	<b>122</b>	<b>23</b>	<b>100</b>	<b>847</b>	<b>6.1</b>

**Single Game Highs**

Statistic	Value	
Points	25	at Quinnipiac 01/03/21
Rebounds	8	vs Colorado St. 12/30/23
Assists	4	vs San Diego Christian 11/09/22, vs San Jose St. 03/10/24
Steals	6	vs Siena 03/10/21
Blocks	3	at Nevada 02/09/23, vs UNLV 01/17/24
FG Made	10	at Quinnipiac 01/03/21
FG Attempts	18	vs Siena 03/10/21
3FG Made	4	vs Manhattan 02/08/20, at Boise St. 01/13/24
3FG Attempts	9	vs Green Bay 12/15/19
FT Made	7	at Seattle U 12/11/23
FT Attempts	8	at Seattle U 12/11/23

**CHEN, Ellie**

SEASON	TEAM	GP-GS	MIN/AVG	Field Goals		3-Point		F-Throws		Rebounds				Other					Scoring	
				FG-FGA	FG%	3FG-3FGA	3FG%	FT-FTA	FT%	OFF	DEF	TOT	AVG	PF-FO	A	TO	BLK	STL	PTS	AVG
2023-24	SDSU	14-0	44/3.2	0-2	.000	0-1	.000	0-0	.000	0	3	3	0.2	8-0	6	4	0	1	0	0.0
<b>TOTAL</b>		<b>14-0</b>	<b>44/3.2</b>	<b>0-2</b>	<b>.000</b>	<b>0-1</b>	<b>.000</b>	<b>0-0</b>	<b>.000</b>	<b>0</b>	<b>3</b>	<b>3</b>	<b>0.2</b>	<b>8-0</b>	<b>6</b>	<b>4</b>	<b>0</b>	<b>1</b>	<b>0</b>	<b>0.0</b>

**Single Game Highs**

Statistic	Value	
Rebounds	1	at Colorado St. 02/03/24, vs Utah St. 02/17/24, vs San Jose St. 03/10/24
Assists	2	at Colorado St. 02/03/24, vs Utah St. 02/17/24
Steals	1	at UNLV 03/02/24
FG Attempts	1	at Portland 11/06/23, vs Utah St. 02/17/24
3FG Attempts	1	at Portland 11/06/23



**San Diego St. Women's Basketball**  
**Individual Career Summaries**  
**All games**

**DAVIS, Mia**

				Field Goals		3-Point		F-Throws		Rebounds									Scoring	
SEASON	TEAM	GP-GS	MIN/AVG	FG-FGA	FG%	3FG-3FGA	3FG%	FT-FTA	FT%	OFF	DEF	TOT	AVG	PF-FO	A	TO	BLK	STL	PTS	AVG
2023-24	SDSU	24-0	278/11.6	33-95	.347	20-56	.357	5-10	.500	4	38	42	1.8	24-0	16	15	2	9	91	3.8
<b>TOTAL</b>		<b>24-0</b>	<b>278/11.6</b>	<b>33-95</b>	<b>.347</b>	<b>20-56</b>	<b>.357</b>	<b>5-10</b>	<b>.500</b>	<b>4</b>	<b>38</b>	<b>42</b>	<b>1.8</b>	<b>24-0</b>	<b>16</b>	<b>15</b>	<b>2</b>	<b>9</b>	<b>91</b>	<b>3.8</b>

**Single Game Highs**

Statistic	Value	
Points	18	at Utah St. 01/24/24
Rebounds	8	at Colorado St. 02/03/24
Assists	2	vs Utah St. 02/17/24, vs New Mexico 03/11/24
Steals	3	at Utah St. 01/24/24
Blocks	1	vs New Mexico 02/07/24, vs Boise St. 03/12/24
FG Made	6	at Utah St. 01/24/24, vs Utah St. 02/17/24
FG Attempts	12	at Utah St. 01/24/24
3FG Made	5	at Utah St. 01/24/24
3FG Attempts	8	at Utah St. 01/24/24
FT Made	2	vs Utah St. 02/17/24
FT Attempts	4	vs Utah St. 02/17/24

**FISO, Meghan**

				Field Goals		3-Point		F-Throws		Rebounds									Scoring	
SEASON	TEAM	GP-GS	MIN/AVG	FG-FGA	FG%	3FG-3FGA	3FG%	FT-FTA	FT%	OFF	DEF	TOT	AVG	PF-FO	A	TO	BLK	STL	PTS	AVG
2020-21	Mich	7-0	19/2.8	0-6	.000	0-3	.000	0-0	.000	0	4	4	0.6	0-0	2	1	0	0	0	0.0
2021-22	SDSU	24-0	159/6.6	11-42	.262	4-14	.286	8-10	.800	7	9	16	0.7	9-0	9	11	0	3	34	1.4
2022-23	SDSU	8-0	121/15.1	19-45	.422	4-10	.400	2-5	.400	7	11	18	2.3	10-0	5	5	0	3	44	5.5
2023-24	SDSU	34-1	542/15.9	60-160	.375	18-55	.327	23-33	.697	10	71	81	2.4	51-1	22	32	5	10	161	4.7
<b>TOTAL FOR SDSU</b>		<b>66-1</b>	<b>821/12.4</b>	<b>90-247</b>	<b>.364</b>	<b>26-79</b>	<b>.329</b>	<b>33-48</b>	<b>.688</b>	<b>24</b>	<b>91</b>	<b>115</b>	<b>1.7</b>	<b>70-1</b>	<b>36</b>	<b>48</b>	<b>5</b>	<b>16</b>	<b>239</b>	<b>3.6</b>
<b>TOTAL</b>		<b>73-1</b>	<b>841/11.5</b>	<b>90-253</b>	<b>.356</b>	<b>26-82</b>	<b>.317</b>	<b>33-48</b>	<b>.688</b>	<b>24</b>	<b>95</b>	<b>119</b>	<b>1.6</b>	<b>70-1</b>	<b>38</b>	<b>49</b>	<b>5</b>	<b>16</b>	<b>239</b>	<b>3.3</b>

**Single Game Highs**

Statistic	Value	
Points	15	vs Penn 11/25/23, vs San Jose St. 03/10/24
Rebounds	5	vs Seattle U 11/25/22, vs Westcliff 11/21/23, vs Fresno St. 01/07/24
Assists	3	vs Nevada 02/09/22, vs San Jose St. 03/10/24
Steals	2	vs San Diego Christian 11/09/22, vs California Baptist 11/10/23, at Sacramento St. 11/18/23
Blocks	2	at Portland 11/06/23
FG Made	5	vs Westcliff 11/21/23, vs Penn 11/25/23, vs Fla. Atlantic 12/21/23
FG Attempts	13	at Boise St. 01/13/24
3FG Made	3	vs Penn 11/25/23, vs Fla. Atlantic 12/21/23
3FG Attempts	6	at Boise St. 01/13/24
FT Made	5	vs Nevada 02/09/22, vs San Jose St. 03/10/24
FT Attempts	6	vs Nevada 02/09/22



**San Diego St. Women's Basketball**  
**Individual Career Summaries**  
**All games**

**GREEN, Jazlen**

SEASON	TEAM	GP-GS	MIN/AVG	Field Goals		3-Point		F-Throws		Rebounds				Scoring						
				FG-FGA	FG%	3FG-3FGA	3FG%	FT-FTA	FT%	OFF	DEF	TOT	AVG	PF-FO	A	TO	BLK	STL	PTS	AVG
2019-20	Cal	29-1	603/20.8	81-220	.368	48-130	.369	45-60	.750	28	40	68	2.3	62-2	36	38	10	29	255	8.8
2021-22	Cal	22-11	535/24.3	69-184	.375	49-137	.358	20-27	.741	21	24	45	2.0	34-0	31	27	2	14	207	9.4
2023-24	SDSU	11-1	208/18.9	17-55	.309	0-19	.000	22-33	.667	8	20	28	2.5	21-0	7	15	1	8	56	5.1
<b>TOTAL FOR SDSU</b>		<b>11-1</b>	<b>208/18.9</b>	<b>17-55</b>	<b>.309</b>	<b>0-19</b>	<b>.000</b>	<b>22-33</b>	<b>.667</b>	<b>8</b>	<b>20</b>	<b>28</b>	<b>2.5</b>	<b>21-0</b>	<b>7</b>	<b>15</b>	<b>1</b>	<b>8</b>	<b>56</b>	<b>5.1</b>
<b>TOTAL</b>		<b>62-13</b>	<b>1345/21.7</b>	<b>167-459</b>	<b>.364</b>	<b>97-286</b>	<b>.339</b>	<b>87-120</b>	<b>.725</b>	<b>57</b>	<b>84</b>	<b>141</b>	<b>2.3</b>	<b>117-2</b>	<b>74</b>	<b>80</b>	<b>13</b>	<b>51</b>	<b>518</b>	<b>8.4</b>

**Single Game Highs**

Statistic	Value	
Points	20	vs Cal Poly 12/18/21, vs Cal State LA 02/16/22
Rebounds	8	at Utah 02/16/20
Assists	5	vs Cal State LA 02/16/22
Steals	4	vs Grand Canyon 12/29/19, vs Arizona St. 03/05/20
Blocks	3	at Washington St. 01/31/20
FG Made	7	vs Cal Poly 12/18/21, vs Cal State LA 02/16/22
FG Attempts	18	at Oregon St. 02/20/22
3FG Made	6	vs Cal State LA 02/16/22
3FG Attempts	12	at Oregon St. 02/20/22
FT Made	7	at Colorado 02/14/20, vs Air Force 02/21/24
FT Attempts	12	vs Air Force 02/21/24

**GRIZELJ, Natalija**

SEASON	TEAM	GP-GS	MIN/AVG	Field Goals		3-Point		F-Throws		Rebounds				Scoring						
				FG-FGA	FG%	3FG-3FGA	3FG%	FT-FTA	FT%	OFF	DEF	TOT	AVG	PF-FO	A	TO	BLK	STL	PTS	AVG
2022-23	SDSU	10-0	26/2.6	0-6	.000	0-6	.000	0-0	.000	0	2	2	0.2	0-0	0	3	0	0	0	0.0
2023-24	SDSU	13-0	42/3.3	3-15	.200	2-14	.143	1-4	.250	0	3	3	0.2	3-0	2	1	0	0	9	0.7
<b>TOTAL</b>		<b>23-0</b>	<b>68/3.0</b>	<b>3-21</b>	<b>.143</b>	<b>2-20</b>	<b>.100</b>	<b>1-4</b>	<b>.250</b>	<b>0</b>	<b>5</b>	<b>5</b>	<b>0.2</b>	<b>3-0</b>	<b>2</b>	<b>4</b>	<b>0</b>	<b>0</b>	<b>9</b>	<b>0.4</b>

**Single Game Highs**

Statistic	Value	
Points	3	vs Westcliff 11/21/23, at Colorado St. 02/03/24, vs San Jose St. 03/10/24
Rebounds	2	vs San Diego Christian 11/09/22
Assists	1	vs Utah St. 02/17/24, vs San Jose St. 03/10/24
FG Made	1	vs Westcliff 11/21/23, at Colorado St. 02/03/24, vs San Jose St. 03/10/24
FG Attempts	4	vs Utah St. 02/17/24
3FG Made	1	vs Westcliff 11/21/23, at Colorado St. 02/03/24
3FG Attempts	4	vs Utah St. 02/17/24
FT Made	1	vs San Jose St. 03/10/24
FT Attempts	4	vs San Jose St. 03/10/24



**San Diego St. Women's Basketball**  
**Individual Career Summaries**  
**All games**

**HOUPT, Erin**

				Field Goals		3-Point		F-Throws		Rebounds				Scoring						
SEASON	TEAM	GP-GS	MIN/AVG	FG-FGA	FG%	3FG-3FGA	3FG%	FT-FTA	FT%	OFF	DEF	TOT	AVG	PF-FO	A	TO	BLK	STL	PTS	AVG
2021-22	Mercer	29-19	699/24.1	82-198	.414	60-148	.405	41-45	.911	12	31	43	1.5	33-0	25	16	0	13	265	9.1
2022-23	Mercer	28-28	1005/35.9	97-232	.418	67-160	.419	92-98	.939	7	69	76	2.7	40-1	53	51	1	24	353	12.6
<b>TOTAL FOR SDSU</b>		<b>0-0</b>	<b>0/0.0</b>	<b>0-0</b>	<b>.000</b>	<b>0-0</b>	<b>.000</b>	<b>0-0</b>	<b>.000</b>	<b>0</b>	<b>0</b>	<b>0</b>	<b>0.0</b>	<b>0-0</b>	<b>0</b>	<b>0</b>	<b>0</b>	<b>0</b>	<b>0</b>	<b>0.0</b>
<b>TOTAL</b>		<b>57-47</b>	<b>1705/29.9</b>	<b>179-430</b>	<b>.416</b>	<b>127-308</b>	<b>.412</b>	<b>133-143</b>	<b>.930</b>	<b>19</b>	<b>100</b>	<b>119</b>	<b>2.1</b>	<b>73-1</b>	<b>78</b>	<b>67</b>	<b>1</b>	<b>37</b>	<b>618</b>	<b>10.8</b>

**Single Game Highs**

Statistic	Value	
Points	31	vs Wofford 01/26/23
Rebounds	8	vs Samford 01/21/23
Assists	5	vs Anderson (SC) 01/01/23, at Chattanooga 01/14/23
Steals	3	at Troy 12/10/22, at Western Caro. 02/02/23
Blocks	1	vs Colorado St. 11/25/22
FG Made	9	vs Wofford 01/26/23, at Wofford 02/25/23
FG Attempts	19	vs Wofford 01/26/23
3FG Made	9	vs Wofford 01/26/23
3FG Attempts	18	vs Wofford 01/26/23
FT Made	13	at ETSU 01/12/23
FT Attempts	14	at ETSU 01/12/23

**JACKSON, Alyssa**

				Field Goals		3-Point		F-Throws		Rebounds				Scoring						
SEASON	TEAM	GP-GS	MIN/AVG	FG-FGA	FG%	3FG-3FGA	3FG%	FT-FTA	FT%	OFF	DEF	TOT	AVG	PF-FO	A	TO	BLK	STL	PTS	AVG
2023-24	SDSU	34-4	496/14.6	29-84	.345	12-30	.400	11-20	.550	17	42	59	1.7	33-0	25	26	5	15	81	2.4
<b>TOTAL</b>		<b>34-4</b>	<b>496/14.6</b>	<b>29-84</b>	<b>.345</b>	<b>12-30</b>	<b>.400</b>	<b>11-20</b>	<b>.550</b>	<b>17</b>	<b>42</b>	<b>59</b>	<b>1.7</b>	<b>33-0</b>	<b>25</b>	<b>26</b>	<b>5</b>	<b>15</b>	<b>81</b>	<b>2.4</b>

**Single Game Highs**

Statistic	Value	
Points	10	vs Utah St. 02/17/24
Rebounds	5	at Sacramento St. 11/18/23, at Boise St. 01/13/24
Assists	2	4 times
Steals	2	vs UC Davis 11/13/23, vs Air Force 02/21/24
Blocks	1	5 times
FG Made	4	vs Utah St. 02/17/24
FG Attempts	8	at Sacramento St. 11/18/23
3FG Made	2	vs Fresno St. 01/07/24, at Colorado St. 02/03/24, at UNLV 03/02/24
3FG Attempts	4	at UNLV 03/02/24
FT Made	3	vs UC Davis 11/13/23, vs Cal State LA 12/04/23
FT Attempts	4	vs UC Davis 11/13/23, vs Cal State LA 12/04/23



**San Diego St. Women's Basketball**  
**Individual Career Summaries**  
**All games**

**LEWIS, Jada**

SEASON	TEAM	GP-GS	MIN/AVG	Field Goals		3-Point		F-Throws		Rebounds				Scoring						
				FG-FGA	FG%	3FG-3FGA	3FG%	FT-FTA	FT%	OFF	DEF	TOT	AVG	PF-FO	A	TO	BLK	STL	PTS	AVG
2019-20	PSU	14-0	112/8.0	14-36	.389	10-30	.333	0-0	.000	2	16	18	1.3	11-0	5	10	1	4	38	2.7
2020-21	PSU	24-19	576/24.0	80-193	.415	51-127	.402	13-14	.929	16	64	80	3.3	29-0	26	42	6	22	224	9.3
2021-22	PSU	29-29	794/27.4	106-286	.371	65-183	.355	13-14	.929	26	87	113	3.9	53-0	22	51	3	28	290	10.0
2022-23	PSU	31-31	959/30.9	128-330	.388	80-211	.379	17-20	.850	37	87	124	4.0	61-1	54	54	6	32	353	11.4
2023-24	SDSU	34-34	1082/31.8	122-329	.371	73-221	.330	47-55	.855	13	84	97	2.9	50-1	69	49	11	27	364	10.7
<b>TOTAL FOR SDSU</b>		<b>34-34</b>	<b>1082/31.8</b>	<b>122-329</b>	<b>.371</b>	<b>73-221</b>	<b>.330</b>	<b>47-55</b>	<b>.855</b>	<b>13</b>	<b>84</b>	<b>97</b>	<b>2.9</b>	<b>50-1</b>	<b>69</b>	<b>49</b>	<b>11</b>	<b>27</b>	<b>364</b>	<b>10.7</b>
<b>TOTAL</b>		<b>132-113</b>	<b>3523/26.7</b>	<b>450-1174</b>	<b>.383</b>	<b>279-772</b>	<b>.361</b>	<b>90-103</b>	<b>.874</b>	<b>94</b>	<b>338</b>	<b>432</b>	<b>3.3</b>	<b>204-2</b>	<b>176</b>	<b>206</b>	<b>27</b>	<b>113</b>	<b>1269</b>	<b>9.6</b>

**Single Game Highs**

Statistic	Value	
Points	25	vs UC Davis 11/13/23
Rebounds	11	vs Sacramento St. 01/15/22
Assists	5	vs Montana 02/23/23, at Utah St. 01/24/24, vs Boise St. 01/27/24
Steals	3	7 times
Blocks	2	4 times
FG Made	8	8 times
FG Attempts	18	vs Air Force 02/21/24
3FG Made	7	vs Prairie View 11/20/21
3FG Attempts	13	vs Montana 02/23/23
FT Made	7	vs Air Force 02/21/24
FT Attempts	7	vs New Mexico St. 12/17/22, vs Air Force 02/21/24





**San Diego St. Women's Basketball  
Individual Career Summaries  
All games**

**PEPE, Khylee**

SEASON	TEAM	GP-GS	MIN/AVG	Field Goals		3-Point		F-Throws		Rebounds				Other				Scoring		
				FG-FGA	FG%	3FG-3FGA	3FG%	FT-FTA	FT%	OFF	DEF	TOT	AVG	PF-FO	A	TO	BLK	STL	PTS	AVG
2021-22	SDSU	25-5	257/10.3	26-80	.325	1-2	.500	14-24	.583	47	25	72	2.9	46-1	5	18	3	18	67	2.7
2022-23	SDSU	32-0	420/13.1	33-102	.324	2-14	.143	27-40	.675	34	45	79	2.5	55-2	21	31	12	19	95	3.0
2023-24	SDSU	34-0	556/16.4	57-154	.370	7-29	.241	23-35	.657	29	62	91	2.7	63-1	28	51	19	42	144	4.2
<b>TOTAL</b>		<b>91-5</b>	<b>1233/13.6</b>	<b>116-336</b>	<b>.345</b>	<b>10-45</b>	<b>.222</b>	<b>64-99</b>	<b>.646</b>	<b>110</b>	<b>132</b>	<b>242</b>	<b>2.7</b>	<b>164-4</b>	<b>54</b>	<b>100</b>	<b>34</b>	<b>79</b>	<b>306</b>	<b>3.4</b>

**Single Game Highs**

Statistic	Value	
Points	15	vs Antelope Valley 11/12/22
Rebounds	13	vs San Diego Christian 11/09/22
Assists	3	vs Antelope Valley 11/12/22, at Utah St. 12/31/22, vs Kennesaw St. 12/20/23
Steals	5	vs Boise St. 01/27/24
Blocks	3	vs San Jose St. 01/20/24, vs San Jose St. 03/10/24
FG Made	5	vs Fresno St. 02/19/22, vs Antelope Valley 11/12/22
FG Attempts	11	vs Antelope Valley 11/12/22
3FG Made	2	at Wyoming 01/10/24, vs New Mexico 02/07/24
3FG Attempts	3	at Boise St. 01/13/24
FT Made	5	vs Antelope Valley 11/12/22, vs Miami (OH) 12/20/22
FT Attempts	7	vs Antelope Valley 11/12/22



**San Diego St. Women's Basketball  
Individual Career Summaries  
All games**

**PROHASKA, Abby**

SEASON	TEAM	GP-GS	MIN/AVG	Field Goals		3-Point		F-Throws		Rebounds				Other					Scoring	
				FG-FGA	FG%	3FG-3FGA	3FG%	FT-FTA	FT%	OFF	DEF	TOT	AVG	PF-FO	A	TO	BLK	STL	PTS	AVG
2018-19	ND	38-3	547/14.4	18-49	.367	2-7	.286	20-26	.769	25	44	69	1.8	58-0	43	30	1	30	58	1.5
2020-21	ND	16-13	339/21.2	27-67	.403	0-9	.000	13-15	.867	18	36	54	3.4	26-0	27	20	3	12	67	4.2
2021-22	ND	20-0	241/12.1	29-57	.509	2-7	.286	12-14	.857	20	30	50	2.5	23-1	16	15	2	13	72	3.6
2022-23	SDSU	34-16	786/23.1	98-235	.417	9-48	.188	49-56	.875	37	75	112	3.3	67-1	59	69	4	50	254	7.5
2023-24	SDSU	30-30	815/27.2	102-261	.391	14-48	.292	86-102	.843	33	136	169	5.6	69-2	90	78	9	47	304	10.1
<b>TOTAL FOR SDSU</b>		<b>64-46</b>	<b>1601/25.0</b>	<b>200-496</b>	<b>.403</b>	<b>23-96</b>	<b>.240</b>	<b>135-158</b>	<b>.854</b>	<b>70</b>	<b>211</b>	<b>281</b>	<b>4.4</b>	<b>136-3</b>	<b>149</b>	<b>147</b>	<b>13</b>	<b>97</b>	<b>558</b>	<b>8.7</b>
<b>TOTAL</b>		<b>138-62</b>	<b>2728/19.8</b>	<b>274-669</b>	<b>.410</b>	<b>27-119</b>	<b>.227</b>	<b>180-213</b>	<b>.845</b>	<b>133</b>	<b>321</b>	<b>454</b>	<b>3.3</b>	<b>243-4</b>	<b>235</b>	<b>212</b>	<b>19</b>	<b>152</b>	<b>755</b>	<b>5.5</b>

**Single Game Highs**

Statistic	Value	
Points	23	at UC San Diego 12/01/22
Rebounds	14	vs Fla. Atlantic 12/21/23
Assists	9	at Utah St. 01/24/24
Steals	5	at Utah St. 12/31/22, at San Diego 12/07/23
Blocks	2	at UC San Diego 12/01/22, vs Westcliff 11/21/23
FG Made	9	at UC San Diego 12/01/22, vs Colorado St. 12/30/23
FG Attempts	21	vs Colorado St. 12/30/23
3FG Made	2	5 times
3FG Attempts	7	at Colorado St. 01/16/23
FT Made	12	vs Antelope Valley 11/12/22
FT Attempts	12	vs Antelope Valley 11/12/22



San Diego St. Women's Basketball  
Individual Career Summaries  
All games

**QUEZADA, Adryana**

SEASON	TEAM	GP-GS	MIN/AVG	Field Goals		3-Point		F-Throws		Rebounds				Scoring						
				FG-FGA	FG%	3FG-3FGA	3FG%	FT-FTA	FT%	OFF	DEF	TOT	AVG	PF-FO	A	TO	BLK	STL	PTS	AVG
2019-20	UTSA	23-16	651/28.3	126-257	.490	3-18	.167	53-79	.671	60	81	141	6.1	33-0	24	55	10	17	308	13.4
2020-21	UTSA	6-4	165/27.6	40-77	.519	0-0	.000	12-15	.800	24	36	60	10.0	9-0	3	13	1	9	92	15.3
2021-22	USU	28-22	825/29.5	180-336	.536	8-19	.421	57-81	.704	85	135	220	7.9	53-1	50	56	15	32	425	15.2
2023-24	SDSU	34-34	967/28.4	189-354	.534	9-25	.360	94-116	.810	72	149	221	6.5	44-0	62	56	15	27	481	14.1
<b>TOTAL FOR SDSU</b>		<b>34-34</b>	<b>967/28.4</b>	<b>189-354</b>	<b>.534</b>	<b>9-25</b>	<b>.360</b>	<b>94-116</b>	<b>.810</b>	<b>72</b>	<b>149</b>	<b>221</b>	<b>6.5</b>	<b>44-0</b>	<b>62</b>	<b>56</b>	<b>15</b>	<b>27</b>	<b>481</b>	<b>14.1</b>
<b>TOTAL</b>		<b>91-76</b>	<b>2609/28.7</b>	<b>535-1024</b>	<b>.522</b>	<b>20-62</b>	<b>.323</b>	<b>216-291</b>	<b>.742</b>	<b>241</b>	<b>401</b>	<b>642</b>	<b>7.1</b>	<b>139-1</b>	<b>139</b>	<b>180</b>	<b>41</b>	<b>85</b>	<b>1306</b>	<b>14.4</b>

**Single Game Highs**

Statistic	Value	
Points	32	vs Texas Wesleyan 12/20/19
Rebounds	17	vs Southwest (NM) 11/18/19
Assists	5	4 times
Steals	6	vs Boise St. 02/12/22
Blocks	2	8 times
FG Made	15	vs Texas Wesleyan 12/20/19
FG Attempts	23	at Colorado St. 02/09/22
3FG Made	2	vs Boise St. 01/27/24
3FG Attempts	4	at Western Ky. 02/15/20
FT Made	10	vs Boise St. 03/12/24
FT Attempts	12	vs Boise St. 03/12/24

**TRAHAN, Emaya**

SEASON	TEAM	GP-GS	MIN/AVG	Field Goals		3-Point		F-Throws		Rebounds				Scoring						
				FG-FGA	FG%	3FG-3FGA	3FG%	FT-FTA	FT%	OFF	DEF	TOT	AVG	PF-FO	A	TO	BLK	STL	PTS	AVG
2023-24	SDSU	5-0	10/2.1	1-3	.333	0-0	.000	0-0	.000	0	0	0	0.0	1-0	0	0	0	0	2	0.4
<b>TOTAL</b>		<b>5-0</b>	<b>10/2.1</b>	<b>1-3</b>	<b>.333</b>	<b>0-0</b>	<b>.000</b>	<b>0-0</b>	<b>.000</b>	<b>0</b>	<b>0</b>	<b>0</b>	<b>0.0</b>	<b>1-0</b>	<b>0</b>	<b>0</b>	<b>0</b>	<b>0</b>	<b>2</b>	<b>0.4</b>

**Single Game Highs**

Statistic	Value	
Points	2	vs Fla. Atlantic 12/21/23
FG Made	1	vs Fla. Atlantic 12/21/23
FG Attempts	1	vs Penn 11/25/23, vs Fla. Atlantic 12/21/23, vs Utah St. 02/17/24



**San Diego St. Women's Basketball  
Individual Career Summaries  
All games**

**VILLALOBOS, Kim**

SEASON	TEAM	GP-GS	MIN/AVG	Field Goals		3-Point		F-Throws		Rebounds				Scoring						
				FG-FGA	FG%	3FG-3FGA	3FG%	FT-FTA	FT%	OFF	DEF	TOT	AVG	PF-FO	A	TO	BLK	STL	PTS	AVG
2020-21	SDSU	22-8	417/19.0	52-148	.351	1-5	.200	41-71	.577	44	52	96	4.4	35-1	22	37	9	15	146	6.6
2021-22	SDSU	28-6	492/17.6	79-162	.488	0-0	.000	30-56	.536	59	98	157	5.6	59-2	18	35	13	37	188	6.7
2022-23	SDSU	34-34	761/22.4	120-243	.494	0-1	.000	50-84	.595	61	119	180	5.3	92-3	47	51	22	44	290	8.5
2023-24	SDSU	34-34	909/26.7	140-317	.442	0-3	.000	93-134	.694	51	161	212	6.2	89-4	82	74	33	59	373	11.0
<b>TOTAL</b>		<b>118-82</b>	<b>2579/21.9</b>	<b>391-870</b>	<b>.449</b>	<b>1-9</b>	<b>.111</b>	<b>214-345</b>	<b>.620</b>	<b>215</b>	<b>430</b>	<b>645</b>	<b>5.5</b>	<b>275-10</b>	<b>169</b>	<b>197</b>	<b>77</b>	<b>155</b>	<b>997</b>	<b>8.4</b>

**Single Game Highs**

Statistic	Value	
Points	24	vs Wyoming 03/05/24
Rebounds	14	at Air Force 01/03/24, vs New Mexico 03/11/24
Assists	8	vs Fla. Atlantic 12/21/23
Steals	6	vs Westcliff 11/21/23
Blocks	4	vs UNLV 01/17/24
FG Made	9	at California Baptist 12/08/21
FG Attempts	17	vs UNLV 01/17/24
3FG Made	1	at Colorado St. 12/08/20
3FG Attempts	2	at Colorado St. 12/10/20
FT Made	10	vs Wyoming 03/05/24
FT Attempts	14	vs Fresno St. 01/07/24