



Officials: Gregory Nixon, Paul Szlec, Deron White

Nevada - 59

Record: 15-3 (2-2)

NO.	Name	F	Min	FG	3P	FT	Rebounds			Fouls		TP	AS	TO	ST	Blocks		+/-
				M-A	M-A	M-A	OR	DR	TOT	PF	FD					BS	BA	
4	Tre Coleman	F	32:25	6-10	4-7	0-2	1	3	4	1	2	16	0	1	1	1	0	-8
11	Nick Davidson	F	24:31	1-4	0-2	0-0	0	2	2	3	2	2	1	1	0	0	0	-5
42	K.J. Hymes	F	14:56	3-3	0-0	2-6	2	1	3	5	3	8	0	1	0	0	0	-7
2	Jarod Lucas	G	33:03	3-10	1-6	2-2	2	2	4	4	2	9	0	1	2	0	0	-6
13	Kenan Blackshear	G	31:57	6-12	0-1	2-5	1	4	5	4	4	14	7	3	3	0	2	-8
20	Daniel Foster		23:11	1-3	1-3	0-0	0	3	3	4	1	3	2	1	1	1	0	-7
0	Hunter McIntosh		20:25	0-2	0-1	1-2	0	1	1	2	2	1	1	2	0	0	1	-7
23	Jazz Gardner		11:27	2-3	0-1	0-0	0	2	2	0	1	4	0	1	0	1	0	-6
33	Tylan Pope		01:53	0-0	0-0	0-0	0	0	0	2	0	0	0	0	0	0	0	-1
3	Tyler Rolison		06:12	1-4	0-2	0-0	0	0	0	0	0	2	0	1	1	0	0	-5
Team							1	0	1			0		2				
Totals				23-51	6-23	7-17	7	18	25	25	17	59	11	14	8	3	3	-12

Shooting By Period		
1 st FG%	9-24	37.5%
3PT%	0-10	0.0%
FT%	6-10	60%
2 nd FG%	14-27	51.9%
3PT%	6-13	46.2%
FT%	1-7	14.3%
GM FG%	23-51	45.1%
3PT%	6-23	26.1%
FT%	7-17	41.2%

Dead Ball Rebounds: 6, 0

Technical Fouls::NONE

San Diego St. - 71

Record: 15-3 (4-1)

NO.	Name	F	Min	FG	3P	FT	Rebounds			Fouls		TP	AS	TO	ST	Blocks		+/-
				M-A	M-A	M-A	OR	DR	TOT	PF	FD					BS	BA	
3	Micah Parrish	F	26:28	2-8	1-5	3-4	2	1	3	3	2	8	2	1	2	0	1	4
13	Jaedon LeDee	F	37:01	7-9	0-0	8-12	5	7	12	2	7	22	0	5	3	1	0	9
25	Elijah Saunders	F	21:52	1-5	0-2	0-0	2	0	2	2	1	2	0	0	0	0	0	-2
5	Lamont Butler	G	34:48	4-9	0-2	2-6	1	3	4	3	7	10	3	0	2	0	0	16
14	Reese Waters	G	33:20	3-10	2-6	6-8	3	4	7	3	6	14	1	0	0	0	0	17
4	Jay Pal		20:43	3-5	1-2	1-2	3	7	10	2	1	8	0	3	0	0	1	13
40	Miles Heide		05:31	0-0	0-0	0-0	0	0	0	1	0	0	0	0	0	0	0	6
21	Miles Byrd		20:17	2-7	1-4	2-2	1	2	3	1	1	7	0	3	1	2	1	-3
Team							3	0	3			0		0				
Totals				22-53	5-21	22-34	20	24	44	17	25	71	6	12	8	3	3	12

Shooting By Period		
1 st FG%	13-25	52.0%
3PT%	2-9	22.2%
FT%	10-18	55.6%
2 nd FG%	9-28	32.1%
3PT%	3-12	25.0%
FT%	12-16	75%
GM FG%	22-53	41.5%
3PT%	5-21	23.8%
FT%	22-34	64.7%

Dead Ball Rebounds: 5, 1

Technical Fouls::NONE

	Nev	SDSU
Biggest lead	2 (1 st 19:38)	16 (1 st 0:42)
Best Scoring Run	9 (2 nd 11:03)	10 (1 st 14:19)
Lead Changes	1	
Times Tied	2	
Time with Lead	01:57	36:22

Points from	Nev	SDSU
Turnovers	12	19
Paint	28	30
Second Chance	15	18
Fast Breaks	2	15
Bench	10	15

	Period by Period Scoring		
	1st	2nd	TOT
Nev	24	35	59
SDSU	38	33	71



Officials: Gregory Nixon, Paul Szlec, Deron White

Period 1

Quarter Starters:

SDSU	3 Parrish M	5 Butler L	13 LeDee J	14 Waters R	25 Saunders E
Nev	2 Lucas J	4 Coleman T	11 Davidson N	13 Blackshear K	42 Hymes K

Game Time	SDSU	Score	Diff	Nev
20:00	13 LEDEE J jumpball lost			42 HYMES K jumpball won
19:38		0-2	-2	2 LUCAS J 2pt FG in the paint, jump shot made (2)
19:38				13 BLACKSHEAR K assist (1)
19:12	5 BUTLER L 3pt FG , jump shot missed			
19:08	3 PARRISH M offensive rebound (1)			
19:06	3 PARRISH M foul drawn (1)			11 DAVIDSON N foul shooting (1 - 1)
19:06	3 PARRISH M free throw 1 - 2 missed			
19:06	offensive dead ball rebound (1)			
19:06	3 PARRISH M free throw 2 - 2 made (1)	1-2	-1	
18:47				2 LUCAS J 3pt FG , jump shot missed
18:47	defensive dead ball rebound (2)			
18:47	25 SAUNDERS E foul drawn (1)			42 HYMES K foul personal (1 - 2)
18:47				11 DAVIDSON N substitution out
18:47				20 FOSTER D substitution in
18:30	25 SAUNDERS E 3pt FG , jump shot missed			
18:26	14 WATERS R offensive rebound (1)			
18:20	25 SAUNDERS E 2pt FG second chance in the paint, pull up jump shot missed			
18:16				20 FOSTER D defensive rebound (1)
17:57				20 FOSTER D 3pt FG , jump shot missed
17:55	13 LEDEE J defensive rebound (1)			
17:41	5 BUTLER L 2pt FG in the paint, step back jump shot made (2)	3-2	1	
17:15	5 BUTLER L steal (1)			2 LUCAS J turnover lost ball (1)
17:06	13 LEDEE J turnover 3 seconds (1)			
16:58	3 PARRISH M steal (1)			4 COLEMAN T turnover bad pass (1)
16:52	3 PARRISH M foul offensive (1 - 1)			20 FOSTER D foul drawn (1)
16:52	3 PARRISH M turnover offensive (1)			
16:52				42 HYMES K substitution out
16:52				11 DAVIDSON N substitution in
16:19				4 COLEMAN T 3pt FG from turnover, jump shot missed
16:17				offensive dead ball rebound (1)
16:17	25 SAUNDERS E foul personal (1 - 2)			11 DAVIDSON N foul drawn (1)
15:58				2 LUCAS J 3pt FG from turnover second chance, step back jump shot missed
15:54	14 WATERS R defensive rebound (2)			
15:49	5 BUTLER L 2pt FG in the paint, driving layup missed			
15:44	13 LEDEE J offensive rebound (2)			
15:44	13 LEDEE J 2pt FG second chance in the paint, layup made (2)	5-2	3	
15:39	13 LEDEE J foul personal (1 - 3)			13 BLACKSHEAR K foul drawn (1)
15:39	Timeout media			
15:39	13 LEDEE J substitution out			
15:39	25 SAUNDERS E substitution out			
15:39	4 PAL J substitution in			
15:39	40 HEIDE M substitution in			



Official Basketball Play by Play - First Half
Nevada at San Diego St.
 01/17/24 Steve Fisher Court at Viejas Arena, San Diego
 2023-24 Men's Basketball

Game Time: 8:05 PM
Game Duration: 2:04
Attendance: 12,414

Officials: Gregory Nixon, Paul Szclic, Deron White

Game Time	SDSU	Score	Diff	Nev
15:26				4 COLEMAN T 3pt FG , jump shot missed
15:21	14 WATERS R defensive rebound (3)			
15:20	jump ball situation			
15:02	3 PARRISH M 2pt FG outside the paint, jump shot made (3)	7-2	5	
14:33	14 WATERS R foul drawn (1)			11 DAVIDSON N foul offensive (2 - 3)
14:33				11 DAVIDSON N turnover offensive (1)
14:33	14 WATERS R substitution out			
14:33	21 BYRD M substitution in			
14:33				4 COLEMAN T substitution out
14:33				11 DAVIDSON N substitution out
14:33				20 FOSTER D substitution out
14:33				0 MCINTOSH H substitution in
14:33				23 GARDNER J substitution in
14:33				33 POPE T substitution in
14:19	3 PARRISH M 3pt FG from turnover, jump shot made (6)	10-2	8	
14:19	5 BUTLER L assist (1)			
14:03				23 GARDNER J 3pt FG , jump shot missed
13:59				2 LUCAS J offensive rebound (1)
13:49		10-4	6	13 BLACKSHEAR K 2pt FG second chance in the paint, layup made (2)
13:41	5 BUTLER L foul drawn (1)			33 POPE T foul personal (1 - 4)
13:26	21 BYRD M 3pt FG , jump shot missed			
13:23				23 GARDNER J defensive rebound (1)
13:23				23 GARDNER J turnover out of bounds (1)
13:20	21 BYRD M foul drawn (1)			33 POPE T foul personal (2 - 5)
13:20	3 PARRISH M substitution out			
13:20	40 HEIDE M substitution out			
13:20	13 LEDEE J substitution in			
13:20	25 SAUNDERS E substitution in			
13:20				23 GARDNER J substitution out
13:20				33 POPE T substitution out
13:20				20 FOSTER D substitution in
13:20				42 HYMES K substitution in
13:15	21 BYRD M 3pt FG from turnover, jump shot missed			
13:11				13 BLACKSHEAR K defensive rebound (1)
13:07				13 BLACKSHEAR K 2pt FG in the paint, layup blocked
13:07	21 BYRD M block (1)			
13:03	13 LEDEE J defensive rebound (3)			
12:55	5 BUTLER L foul drawn (2)			0 MCINTOSH H foul personal (1 - 6)
12:44	21 BYRD M 2pt FG in the paint, pull up jump shot made (2)	12-4	8	
12:26				13 BLACKSHEAR K 2pt FG in the paint, jump shot missed
12:24				42 HYMES K offensive rebound (1)
12:24	4 PAL J foul shooting (1 - 4)			42 HYMES K foul drawn (1)
12:24		12-5	7	42 HYMES K free throw 1 - 2 made (1)
12:24	5 BUTLER L substitution out			
12:24	14 WATERS R substitution in			
12:24				2 LUCAS J substitution out
12:24				3 ROLISON T substitution in
12:24				42 HYMES K free throw 2 - 2 missed



Official Basketball Play by Play - First Half
Nevada at San Diego St.
 01/17/24 Steve Fisher Court at Viejas Arena, San Diego
 2023-24 Men's Basketball

Game Time: 8:05 PM
Game Duration: 2:04
Attendance: 12,414

Officials: Gregory Nixon, Paul Szlec, Deron White

Game Time	SDSU	Score	Diff	Nev
12:21	4 PAL J defensive rebound (1)			
12:08	13 LEDEE J turnover travel (2)			
11:51				3 ROLISON T 3pt FG from turnover, jump shot missed
11:48	14 WATERS R defensive rebound (4)			
11:34	4 PAL J turnover bad pass (1)			13 BLACKSHEAR K steal (1)
11:08		12-7	5	42 HYMES K 2pt FG from turnover in the paint, jump shot made (3)
10:47	13 LEDEE J 2pt FG in the paint, jump shot made (4)	14-7	7	
10:37	21 BYRD M steal (1)			3 ROLISON T turnover lost ball (1)
10:33	4 PAL J foul drawn (1)			20 FOSTER D foul personal (1 - 7)
10:33	Timeout media			
10:33	21 BYRD M substitution out			
10:33	5 BUTLER L substitution in			
10:33	4 PAL J 1&1 free throw 1 made (1)	15-7	8	
10:33	4 PAL J 1&1 free throw 2 missed			
10:32	4 PAL J offensive rebound (2)			
10:29	jump ball situation			
10:29	4 PAL J turnover lost ball (2)			3 ROLISON T steal (1)
10:29	4 PAL J substitution out			
10:29	3 PARRISH M substitution in			
10:29				13 BLACKSHEAR K substitution out
10:29				20 FOSTER D substitution out
10:29				2 LUCAS J substitution in
10:29				4 COLEMAN T substitution in
10:06	14 WATERS R foul shooting (1 - 5)			42 HYMES K foul drawn (2)
10:06		15-8	7	42 HYMES K free throw 1 - 2 made (4)
10:06				42 HYMES K free throw 2 - 2 missed
10:05	13 LEDEE J defensive rebound (4)			
09:40	14 WATERS R foul drawn (2)			42 HYMES K foul shooting (2 - 8)
09:40	14 WATERS R free throw 1 - 2 made (1)	16-8	8	
09:40	14 WATERS R free throw 2 - 2 missed			
09:39	14 WATERS R offensive rebound (5)			
09:34	13 LEDEE J foul drawn (1)			4 COLEMAN T foul shooting (1 - 9)
09:34	13 LEDEE J free throw 1 - 2 made (5)	17-8	9	
09:34				3 ROLISON T substitution out
09:34				42 HYMES K substitution out
09:34				13 BLACKSHEAR K substitution in
09:34				23 GARDNER J substitution in
09:34	13 LEDEE J free throw 2 - 2 missed			
09:33	3 PARRISH M offensive rebound (2)			
09:29	5 BUTLER L 3pt FG second chance, jump shot missed			
09:26	offensive rebound (14)			
09:19	3 PARRISH M 2pt FG second chance in the paint, layup blocked			
09:19				23 GARDNER J block (1)
09:14	25 SAUNDERS E offensive rebound (1)			
09:13	25 SAUNDERS E 2pt FG second chance in the paint, layup made (2)	19-8	11	
08:45				13 BLACKSHEAR K 2pt FG outside the paint, jump shot missed
08:41				4 COLEMAN T offensive rebound (1)



Official Basketball Play by Play - First Half
Nevada at San Diego St.
 01/17/24 Steve Fisher Court at Viejas Arena, San Diego
 2023-24 Men's Basketball

Game Time: 8:05 PM
Game Duration: 2:04
Attendance: 12,414

Officials: Gregory Nixon, Paul Szlec, Deron White

Game Time	SDSU	Score	Diff	Nev
08:41		19-10	9	4 COLEMAN T 2pt FG second chance in the paint, layup made (2)
08:22	14 WATERS R foul drawn (3)			13 BLACKSHEAR K foul personal (1 - 10)
08:22	13 LEDEE J free throw 1 - 2 missed			
08:22	offensive dead ball rebound (3)			
08:22	14 WATERS R substitution out			
08:22	21 BYRD M substitution in			
08:22	13 LEDEE J free throw 2 - 2 missed			
08:20				0 MCINTOSH H defensive rebound (1)
08:07		19-12	7	23 GARDNER J 2pt FG outside the paint, turnaround jump shot made (2)
07:41	13 LEDEE J turnover bad pass (3)			4 COLEMAN T steal (1)
07:31				2 LUCAS J 3pt FG from turnover, jump shot missed
07:29				offensive dead ball rebound (2)
07:29	3 PARRISH M foul personal (2 - 6)			23 GARDNER J foul drawn (1)
07:29	Timeout media			
07:29	3 PARRISH M substitution out			
07:29	4 PAL J substitution in			
07:17		19-14	5	13 BLACKSHEAR K 2pt FG from turnover second chance in the paint, jump shot made (4)
06:59	21 BYRD M 2pt FG in the paint, driving layup missed			
06:55				23 GARDNER J defensive rebound (2)
06:28		19-16	3	23 GARDNER J 2pt FG in the paint, layup made (4)
06:28				13 BLACKSHEAR K assist (2)
06:11	21 BYRD M 3pt FG , jump shot made (5)	22-16	6	
06:11	5 BUTLER L assist (2)			
05:51				0 MCINTOSH H 3pt FG , jump shot missed
05:48	13 LEDEE J defensive rebound (5)			
05:47	5 BUTLER L foul drawn (3)			13 BLACKSHEAR K foul personal (2 - 11)
05:47	5 BUTLER L free throw fast break 1 - 2 missed			
05:47	offensive dead ball rebound (4)			
05:47	25 SAUNDERS E substitution out			
05:47	14 WATERS R substitution in			
05:47	5 BUTLER L free throw fast break 2 - 2 missed			
05:46				13 BLACKSHEAR K defensive rebound (2)
05:25				4 COLEMAN T 2pt FG in the paint, layup missed
05:21	5 BUTLER L defensive rebound (1)			
05:19	21 BYRD M 2pt FG in the paint, jump shot blocked			
05:19				4 COLEMAN T block (1)
05:19	offensive rebound (18)			
05:17	14 WATERS R 3pt FG second chance, jump shot missed			
05:12	13 LEDEE J offensive rebound (6)			
05:12	13 LEDEE J 2pt FG second chance in the paint, layup made (7)	24-16	8	
04:59	4 PAL J foul shooting (2 - 7)			4 COLEMAN T foul drawn (1)
04:59				4 COLEMAN T free throw 1 - 2 missed
04:59				offensive dead ball rebound (3)
04:59	4 PAL J substitution out			
04:59	40 HEIDE M substitution in			
04:59				4 COLEMAN T free throw 2 - 2 missed
04:58	21 BYRD M defensive rebound (1)			



Official Basketball Play by Play - First Half
Nevada at San Diego St.
 01/17/24 Steve Fisher Court at Viejas Arena, San Diego
 2023-24 Men's Basketball

Game Time: 8:05 PM
Game Duration: 2:04
Attendance: 12,414

Officials: Gregory Nixon, Paul Szlec, Deron White

Game Time	SDSU	Score	Diff	Nev
04:42	14 WATERS R foul drawn (4)			2 LUCAS J foul shooting (1 - 12)
04:42	14 WATERS R free throw 1 - 2 made (2)	25-16	9	
04:42				0 MCINTOSH H substitution out
04:42				4 COLEMAN T substitution out
04:42				11 DAVIDSON N substitution in
04:42				20 FOSTER D substitution in
04:42	14 WATERS R free throw 2 - 2 made (3)	26-16	10	
04:11				2 LUCAS J 3pt FG , jump shot missed
04:08	13 LEDEE J defensive rebound (7)			
04:05	13 LEDEE J turnover lost ball (4)			13 BLACKSHEAR K steal (2)
03:57	5 BUTLER L steal (2)			13 BLACKSHEAR K turnover lost ball (1)
03:52	14 WATERS R 2pt FG fast break from turnover in the paint, layup made (5)	28-16	12	
03:52	5 BUTLER L assist (3)			
03:50				Timeout 30 Sec
03:50	Timeout media			
03:29		28-18	10	11 DAVIDSON N 2pt FG in the paint, jump shot made (2)
03:02	5 BUTLER L 2pt FG in the paint, driving layup made (4)	30-18	12	
02:42	40 HEIDE M foul shooting (1 - 8)			2 LUCAS J foul drawn (1)
02:42		30-19	11	2 LUCAS J free throw 1 - 2 made (3)
02:42				13 BLACKSHEAR K substitution out
02:42				3 ROLISON T substitution in
02:42		30-20	10	2 LUCAS J free throw 2 - 2 made (4)
02:27	5 BUTLER L foul drawn (4)			2 LUCAS J foul personal (2 - 13)
02:27	5 BUTLER L free throw 1 - 2 made (5)	31-20	11	
02:27	40 HEIDE M substitution out			
02:27	25 SAUNDERS E substitution in			
02:27				2 LUCAS J substitution out
02:27				11 DAVIDSON N substitution out
02:27				0 MCINTOSH H substitution in
02:27				4 COLEMAN T substitution in
02:27	5 BUTLER L free throw 2 - 2 made (6)	32-20	12	
01:57				3 ROLISON T 2pt FG outside the paint, jump shot missed
01:56				offensive dead ball rebound (4)
01:56				turnover shot clock (7)
01:39	13 LEDEE J 2pt FG from turnover in the paint, jump shot made (9)	34-20	14	
01:05		34-22	12	3 ROLISON T 2pt FG in the paint, jump shot made (2)
00:58	5 BUTLER L 2pt FG in the paint, layup made (8)	36-22	14	
00:46	13 LEDEE J steal (1)			0 MCINTOSH H turnover bad pass (1)
00:42	13 LEDEE J foul drawn (2)			0 MCINTOSH H foul shooting (2 - 14)
00:42	13 LEDEE J free throw fast break 1 - 2 made (10)	37-22	15	
00:42				20 FOSTER D substitution out
00:42				13 BLACKSHEAR K substitution in
00:42	13 LEDEE J free throw fast break 2 - 2 made (11)	38-22	16	
00:13	14 WATERS R foul shooting (2 - 9)			13 BLACKSHEAR K foul drawn (2)
00:13		38-23	15	13 BLACKSHEAR K free throw fast break 1 - 2 made (5)
00:13		38-24	14	13 BLACKSHEAR K free throw fast break 2 - 2 made (6)
00:13				13 BLACKSHEAR K substitution out
00:13				20 FOSTER D substitution in



Official Basketball Play by Play - First Half
Nevada at San Diego St.
01/17/24 Steve Fisher Court at Viejas Arena, San Diego
2023-24 Men's Basketball

Game Time: 8:05 PM
Game Duration: 2:04
Attendance: 12,414

Officials: Gregory Nixon, Paul Szlec, Deron White

Game Time	SDSU	Score	Diff	Nev
00:02	21 BYRD M 3pt FG , jump shot missed			
00:00				4 COLEMAN T defensive rebound (2)
END OF PERIOD				
SDSU 38-24 Nev				



Officials: Gregory Nixon, Paul Szlec, Deron White

Nevada - 24

NO.	Name	Min	FG			Rebounds			Fouls		TP	AS	TO	ST	Blocks		+/-
			M-A	M-A	M-A	OR	DR	TOT	PF	FD					BS	BA	
4	Tre Coleman	F 13:41	1-4	0-2	0-2	1	1	2	1	1	2	0	1	1	1	0	-9
11	Nick Davidson	F 05:47	1-1	0-0	0-0	0	0	0	2	1	2	0	1	0	0	0	-5
42	K.J. Hymes	F 06:54	1-1	0-0	2-4	1	0	1	2	2	4	0	0	0	0	0	-4
2	Jarod Lucas	G 15:38	1-5	0-4	2-2	1	0	1	2	1	4	0	1	0	0	0	-10
13	Kenan Blackshear	G 16:53	2-5	0-0	2-2	0	2	2	2	2	6	2	1	2	0	1	-9
20	Daniel Foster	11:17	0-1	0-1	0-0	0	1	1	1	1	0	0	0	0	0	0	-14
0	Hunter McIntosh	12:18	0-1	0-1	0-0	0	1	1	2	0	0	0	1	0	0	0	-7
23	Jazz Gardner	10:47	2-3	0-1	0-0	0	2	2	0	1	4	0	1	0	1	0	-6
33	Tylan Pope	01:13	0-0	0-0	0-0	0	0	0	2	0	0	0	0	0	0	0	-1
3	Tyler Rolison	05:32	1-3	0-1	0-0	0	0	0	0	0	2	0	1	1	0	0	-5
Team						0	0	0			0		1				
Totals			9-24	0-10	6-10	3	7	10	14	9	24	2	8	4	2	1	-14

Shooting By Period		
1st FG%	9-24	37.5%
3PT%	0-10	0.0%
FT%	6-10	60%
GM FG%	9-24	37.5%
3PT%	0-10	0.0%
FT%	6-10	60.0%

Dead Ball Rebounds: 4, 0

Technical Fouls::NONE

San Diego St. - 38

NO.	Name	Min	FG			Rebounds			Fouls		TP	AS	TO	ST	Blocks		+/-
			M-A	M-A	M-A	OR	DR	TOT	PF	FD					BS	BA	
3	Micah Parrish	F 09:40	2-3	1-1	1-2	2	0	2	2	1	6	0	1	1	0	1	5
13	Jaedon LeDee	F 17:41	4-4	0-0	3-6	2	5	7	1	2	11	0	4	1	0	0	11
25	Elijah Saunders	F 14:21	1-3	0-1	0-0	1	0	1	1	1	2	0	0	0	0	0	6
5	Lamont Butler	G 18:09	3-6	0-2	2-4	0	1	1	0	4	8	3	0	2	0	0	14
14	Reese Waters	G 15:16	1-2	0-1	3-4	2	3	5	2	4	5	0	0	0	0	0	15
4	Jay Pal	07:40	0-0	0-0	1-2	1	1	2	2	1	1	0	2	0	0	0	6
40	Miles Heide	04:51	0-0	0-0	0-0	0	0	0	1	0	0	0	0	0	0	0	6
21	Miles Byrd	12:22	2-7	1-4	0-0	0	1	1	0	1	5	0	0	1	1	1	7
Team						2	0	2			0		0				
Totals			13-25	2-9	10-18	10	11	21	9	14	38	3	7	5	1	2	14

Shooting By Period		
1st FG%	13-25	52.0%
3PT%	2-9	22.2%
FT%	10-18	55.6%
GM FG%	13-25	52.0%
3PT%	2-9	22.2%
FT%	10-18	55.6%

Dead Ball Rebounds: 3, 1

Technical Fouls::NONE

	Nev	SDSU
Biggest lead	2 (1 st 19:38)	16 (1 st 0:42)
Best Scoring Run	8 (1 st 6:28)	10 (1 st 14:19)
Lead Changes	1	
Times Tied	0	
Time with Lead	01:57	17:41

Points from	Nev	SDSU
Turnovers	5	10
Paint	16	20
Second Chance	7	8
Fast Breaks	2	5
Bench	6	6

	Period by Period Scoring		
	1st	2nd	TOT
Nev	24	35	59
SDSU	38	33	71



Period 2

Quarter Starters:

SDSU	3 Parrish M	5 Butler L	13 LeDee J	14 Waters R	25 Saunders E
Nev	2 Lucas J	4 Coleman T	11 Davidson N	13 Blackshear K	42 Hymes K

Game Time	SDSU	Score	Diff	Nev
20:00	21 BYRD M substitution out			
20:00	3 PARRISH M substitution in			
20:00				0 MCINTOSH H substitution out
20:00				3 ROLISON T substitution out
20:00				20 FOSTER D substitution out
20:00				23 GARDNER J substitution out
20:00				2 LUCAS J substitution in
20:00				11 DAVIDSON N substitution in
20:00				13 BLACKSHEAR K substitution in
20:00				42 HYMES K substitution in
19:39		38-26	12	42 HYMES K 2pt FG in the paint, dunk, made (6)
19:39				13 BLACKSHEAR K assist (3)
19:20	14 WATERS R 2pt FG in the paint, jump shot missed			
19:17	13 LEDEE J offensive rebound (8)			
19:17	13 LEDEE J 2pt FG second chance in the paint, layup made (13)	40-26	14	
19:06				11 DAVIDSON N 3pt FG , jump shot missed
19:02	13 LEDEE J defensive rebound (9)			
18:56	3 PARRISH M 3pt FG , jump shot missed			
18:51				42 HYMES K defensive rebound (2)
18:26		40-29	11	4 COLEMAN T 3pt FG , jump shot made (5)
18:26				13 BLACKSHEAR K assist (4)
18:12	jump ball situation			
18:09	5 BUTLER L foul drawn (5)			13 BLACKSHEAR K foul shooting (3 - 1)
18:09	5 BUTLER L substitution out			
18:09	21 BYRD M substitution in			
18:09				13 BLACKSHEAR K substitution out
18:09				0 MCINTOSH H substitution in
18:09	21 BYRD M free throw 1 - 2 made (6)	41-29	12	
18:09	21 BYRD M free throw 2 - 2 made (7)	42-29	13	
17:58	21 BYRD M foul personal (1 - 1)			4 COLEMAN T foul drawn (2)
17:50	25 SAUNDERS E foul shooting (2 - 2)			42 HYMES K foul drawn (3)
17:50				42 HYMES K free throw 1 - 2 missed
17:50				offensive dead ball rebound (5)
17:50				42 HYMES K free throw 2 - 2 missed
17:49				2 LUCAS J offensive rebound (2)
17:48		42-31	11	2 LUCAS J 2pt FG second chance outside the paint, jump shot made (6)
17:14	14 WATERS R 2pt FG in the paint, jump shot missed			
17:11				11 DAVIDSON N defensive rebound (1)
16:57	25 SAUNDERS E substitution out			
16:57	4 PAL J substitution in			
16:56	13 LEDEE J steal (2)			0 MCINTOSH H turnover bad pass (2)
16:52	3 PARRISH M foul drawn (2)			42 HYMES K foul shooting (3 - 2)



Officials: Gregory Nixon, Paul Szlec, Deron White

Game Time	SDSU	Score	Diff	Nev
16:52	3 PARRISH M free throw fast break 1 - 2 made (7)	43-31	12	
16:52	3 PARRISH M free throw fast break 2 - 2 made (8)	44-31	13	
16:52				42 HYMES K substitution out
16:52				20 FOSTER D substitution in
16:40				0 MCINTOSH H 2pt FG in the paint, layup blocked
16:40	21 BYRD M block (2)			
16:40				offensive rebound (14)
16:39		44-34	10	4 COLEMAN T 3pt FG second chance, jump shot made (8)
16:39				0 MCINTOSH H assist (1)
16:12	3 PARRISH M 3pt FG , jump shot missed			
16:09				4 COLEMAN T defensive rebound (3)
15:48				20 FOSTER D 3pt FG , jump shot missed
15:46	4 PAL J defensive rebound (3)			
15:41	14 WATERS R 3pt FG , jump shot missed			
15:38	13 LEDEE J offensive rebound (10)			
15:34	13 LEDEE J 2pt FG second chance outside the paint, step back jump shot made (15)	46-34	12	
15:16		46-36	10	4 COLEMAN T 2pt FG in the paint, layup made (10)
15:16				11 DAVIDSON N assist (1)
14:58	21 BYRD M turnover lost ball (1)			20 FOSTER D steal (1)
14:52		46-39	7	2 LUCAS J 3pt FG from turnover, jump shot made (9)
14:52				20 FOSTER D assist (1)
14:48	Timeout 30 Sec			
14:48				Timeout media
14:48	3 PARRISH M substitution out			
14:48	21 BYRD M substitution out			
14:48	5 BUTLER L substitution in			
14:48	25 SAUNDERS E substitution in			
14:48				4 COLEMAN T substitution out
14:48				13 BLACKSHEAR K substitution in
14:19	25 SAUNDERS E 3pt FG , jump shot missed			
14:12	4 PAL J offensive rebound (4)			
14:12	4 PAL J 2pt FG second chance in the paint, dunk, made (3)	48-39	9	
13:59		48-42	6	20 FOSTER D 3pt FG , jump shot made (3)
13:59				13 BLACKSHEAR K assist (5)
13:32	jump ball situation			
13:32	4 PAL J turnover lost ball (3)			13 BLACKSHEAR K steal (3)
13:32	Timeout 30 Sec			
13:32				Timeout media
13:32	14 WATERS R substitution out			
13:32	3 PARRISH M substitution in			
13:32				0 MCINTOSH H substitution out
13:32				4 COLEMAN T substitution in
13:14				20 FOSTER D turnover travel (1)
13:14	21 BYRD M substitution in			
13:14	4 PAL J substitution out			
12:57	3 PARRISH M 3pt FG from turnover, jump shot missed			
12:54	21 BYRD M offensive rebound (2)			
12:50	3 PARRISH M 2pt FG from turnover second chance in the paint, jump shot missed			



Officials: Gregory Nixon, Paul Szlec, Deron White

Game Time	SDSU	Score	Diff	Nev
12:47	25 SAUNDERS E offensive rebound (2)			
12:46	25 SAUNDERS E 2pt FG from turnover second chance in the paint, layup missed			
12:44				11 DAVIDSON N defensive rebound (2)
12:46	13 LEDEE J foul personal (2 - 3)			11 DAVIDSON N foul drawn (2)
12:35		48-44	4	13 BLACKSHEAR K 2pt FG in the paint, layup made (8)
12:35	5 BUTLER L foul shooting (1 - 4)			13 BLACKSHEAR K foul drawn (3)
12:35				13 BLACKSHEAR K free throw 1 - 1 missed
12:34	21 BYRD M defensive rebound (3)			
12:12	13 LEDEE J foul drawn (3)			11 DAVIDSON N foul personal (3 - 3)
12:12				11 DAVIDSON N substitution out
12:12				42 HYMES K substitution in
12:02	21 BYRD M turnover lost ball (2)			2 LUCAS J steal (1)
11:57		48-46	2	13 BLACKSHEAR K 2pt FG from turnover in the paint, layup made (10)
11:43	13 LEDEE J 2pt FG outside the paint, jump shot missed			
11:41				2 LUCAS J defensive rebound (3)
11:36	5 BUTLER L foul drawn (6)			42 HYMES K foul offensive (4 - 4)
11:36				42 HYMES K turnover offensive (1)
11:36	Timeout media			
11:36	25 SAUNDERS E substitution out			
11:36	14 WATERS R substitution in			
11:36				42 HYMES K substitution out
11:36				11 DAVIDSON N substitution in
11:21	21 BYRD M turnover lost ball (3)			
11:03		48-48	0	13 BLACKSHEAR K 2pt FG from turnover outside the paint, step back jump shot made (12)
10:36	13 LEDEE J foul drawn (4)			20 FOSTER D foul personal (2 - 5)
10:36	21 BYRD M substitution out			
10:36	4 PAL J substitution in			
10:33	13 LEDEE J 2pt FG outside the paint, jump shot missed			
10:29				20 FOSTER D defensive rebound (2)
10:15	3 PARRISH M steal (2)			13 BLACKSHEAR K turnover lost ball (2)
10:10	5 BUTLER L 2pt FG from turnover in the paint, driving layup made (10)	50-48	2	
09:43				13 BLACKSHEAR K 2pt FG outside the paint, jump shot missed
09:40	3 PARRISH M defensive rebound (3)			
09:36	14 WATERS R 3pt FG fast break, jump shot made (8)	53-48	5	
09:36	3 PARRISH M assist (1)			
09:34				Timeout 30 Sec
09:10		53-51	2	4 COLEMAN T 3pt FG , jump shot made (13)
09:10				20 FOSTER D assist (2)
08:50	14 WATERS R 3pt FG , jump shot missed			
08:48				2 LUCAS J defensive rebound (4)
08:45				2 LUCAS J 2pt FG in the paint, layup missed
08:43	4 PAL J defensive rebound (5)			
08:37				2 LUCAS J substitution out
08:37				0 MCINTOSH H substitution in
08:24	5 BUTLER L 2pt FG in the paint, jump shot missed			
08:22	offensive rebound (32)			



Official Basketball Play by Play - Second Half
Nevada at San Diego St.
 01/17/24 Steve Fisher Court at Viejas Arena, San Diego
 2023-24 Men's Basketball

Game Time: 8:05 PM
Game Duration: 2:04
Attendance: 12,414

Officials: Gregory Nixon, Paul Szlec, Deron White

Game Time	SDSU	Score	Diff	Nev
08:09	4 PAL J 2pt FG second chance in the paint, layup blocked			
08:09				20 FOSTER D block (1)
08:05				13 BLACKSHEAR K defensive rebound (3)
08:03		53-53	0	13 BLACKSHEAR K 2pt FG in the paint, layup made (14)
07:37	13 LEDEE J foul drawn (5)			20 FOSTER D foul shooting (3 - 6)
07:37	Timeout media			
07:37				20 FOSTER D substitution out
07:37				42 HYMES K substitution in
07:37	13 LEDEE J free throw 1 - 2 made (16)	54-53	1	
07:37	13 LEDEE J free throw 2 - 2 made (17)	55-53	2	
07:09				11 DAVIDSON N 2pt FG in the paint, jump shot missed
07:06				42 HYMES K offensive rebound (3)
07:06				turnover shot clock (13)
06:50	3 PARRISH M 3pt FG from turnover, jump shot missed			
06:46	14 WATERS R offensive rebound (6)			
06:42	14 WATERS R 3pt FG from turnover second chance, jump shot missed			
06:42	13 LEDEE J offensive rebound (11)			
06:42	13 LEDEE J foul drawn (6)			13 BLACKSHEAR K foul shooting (4 - 7)
06:42	13 LEDEE J free throw 1 - 2 made (18)	56-53	3	
06:42	13 LEDEE J free throw 2 - 2 made (19)	57-53	4	
06:42				13 BLACKSHEAR K substitution out
06:42				2 LUCAS J substitution in
06:14				2 LUCAS J 2pt FG outside the paint, jump shot missed
06:11	13 LEDEE J defensive rebound (12)			
06:07	13 LEDEE J 2pt FG fast break in the paint, dunk, made (21)	59-53	6	
06:07	14 WATERS R assist (1)			
05:58	3 PARRISH M foul personal (3 - 5)			0 MCINTOSH H foul drawn (1)
05:44	14 WATERS R foul personal (3 - 6)			2 LUCAS J foul drawn (2)
05:38	5 BUTLER L foul shooting (2 - 7)			0 MCINTOSH H foul drawn (2)
05:37		59-54	5	0 MCINTOSH H free throw 1 - 2 made (1)
05:37				0 MCINTOSH H free throw 2 - 2 missed
05:33	4 PAL J defensive rebound (6)			
05:16	5 BUTLER L 2pt FG in the paint, layup missed			
05:10	4 PAL J offensive rebound (7)			
05:10	4 PAL J 2pt FG second chance in the paint, dunk, made (5)	61-54	7	
05:07				Timeout 30 Sec
05:07	3 PARRISH M substitution out			
05:07	4 PAL J substitution out			
05:07	21 BYRD M substitution in			
05:07	25 SAUNDERS E substitution in			
05:07				0 MCINTOSH H substitution out
05:07				13 BLACKSHEAR K substitution in
04:59	5 BUTLER L foul shooting (3 - 8)			13 BLACKSHEAR K foul drawn (4)
04:59				13 BLACKSHEAR K free throw 1 - 2 missed
04:59				offensive dead ball rebound (6)
04:59				13 BLACKSHEAR K free throw 2 - 2 missed
04:58				13 BLACKSHEAR K offensive rebound (4)
04:42		61-57	4	4 COLEMAN T 3pt FG second chance, jump shot made (16)



Officials: Gregory Nixon, Paul Szlec, Deron White

Game Time	SDSU	Score	Diff	Nev
04:42				13 BLACKSHEAR K assist (6)
04:09	14 WATERS R 3pt FG , jump shot made (11)	64-57	7	
03:54				13 BLACKSHEAR K 2pt FG in the paint, jump shot blocked
03:54	13 LEDEE J block (1)			
03:50	5 BUTLER L defensive rebound (2)			
03:51	14 WATERS R foul drawn (5)			2 LUCAS J foul shooting (3 - 8)
03:51	Timeout media			
03:51	21 BYRD M substitution out			
03:51	25 SAUNDERS E substitution out			
03:51	3 PARRISH M substitution in			
03:51	4 PAL J substitution in			
03:51	14 WATERS R free throw fast break 1 - 2 made (12)	65-57	8	
03:51	14 WATERS R free throw fast break 2 - 2 missed			
03:49				4 COLEMAN T defensive rebound (4)
03:37		65-59	6	42 HYMES K 2pt FG in the paint, dunk, made (8)
03:37				13 BLACKSHEAR K assist (7)
03:19	13 LEDEE J foul drawn (7)			42 HYMES K foul shooting (5 - 9)
03:19				42 HYMES K substitution out
03:19				20 FOSTER D substitution in
03:19	13 LEDEE J free throw 1 - 2 missed			
03:19	offensive dead ball rebound (5)			
03:19	13 LEDEE J free throw 2 - 2 made (22)	66-59	7	
03:05	13 LEDEE J steal (3)			13 BLACKSHEAR K turnover bad pass (3)
02:39	4 PAL J 3pt FG from turnover, jump shot made (8)	69-59	10	
02:39	3 PARRISH M assist (2)			
02:26				11 DAVIDSON N 3pt FG , jump shot missed
02:23	4 PAL J defensive rebound (8)			
02:06	14 WATERS R 2pt FG in the paint, layup missed			
02:03				20 FOSTER D defensive rebound (3)
01:51				13 BLACKSHEAR K 3pt FG , jump shot missed
01:48	14 WATERS R defensive rebound (7)			
01:48	14 WATERS R foul drawn (6)			20 FOSTER D foul personal (4 - 10)
01:48	14 WATERS R free throw fast break 1 - 2 made (13)	70-59	11	
01:48	14 WATERS R free throw fast break 2 - 2 made (14)	71-59	12	
01:38				4 COLEMAN T 3pt FG , jump shot missed
01:35	4 PAL J defensive rebound (9)			
01:10	13 LEDEE J turnover bad pass (5)			2 LUCAS J steal (2)
01:06				2 LUCAS J 3pt FG from turnover, jump shot missed
01:03	5 BUTLER L defensive rebound (3)			
00:40	5 BUTLER L foul drawn (7)			2 LUCAS J foul shooting (4 - 11)
00:40	5 BUTLER L free throw 1 - 2 missed			
00:40	offensive dead ball rebound (6)			
00:40	3 PARRISH M substitution out			
00:40	13 LEDEE J substitution out			
00:40	21 BYRD M substitution in			
00:40	40 HEIDE M substitution in			
00:40				2 LUCAS J substitution out
00:40				11 DAVIDSON N substitution out
00:40				20 FOSTER D substitution out



Official Basketball Play by Play - Second Half
Nevada at San Diego St.
 01/17/24 Steve Fisher Court at Viejas Arena, San Diego
 2023-24 Men's Basketball

Game Time: 8:05 PM
Game Duration: 2:04
Attendance: 12,414

Officials: Gregory Nixon, Paul Szlec, Deron White

Game Time	SDSU	Score	Diff	Nev
00:40				3 ROLISON T substitution in
00:40				23 GARDNER J substitution in
00:40				33 POPE T substitution in
00:40	5 BUTLER L free throw 2 - 2 missed			
00:38	5 BUTLER L offensive rebound (4)			
00:22	4 PAL J 3pt FG second chance, jump shot missed			
00:19				13 BLACKSHEAR K defensive rebound (5)
00:07				3 ROLISON T 3pt FG , jump shot missed
00:04	4 PAL J defensive rebound (10)			
END OF GAME				
SDSU 71-59 Nev				



Officials: Gregory Nixon, Paul Szlec, Deron White

Nevada - 35

NO.	Name	Min	FG			Rebounds			Fouls		TP	AS	TO	ST	Blocks		+/-
			M-A	3P	FT	OR	DR	TOT	PF	FD					BS	BA	
4	Tre Coleman	F 18:44	5-6	4-5	0-0	0	2	2	0	1	14	0	0	0	0	0	1
11	Nick Davidson	F 18:44	0-3	0-2	0-0	0	2	2	1	1	0	1	0	0	0	0	
42	K.J. Hymes	F 08:02	2-2	0-0	0-2	1	1	2	3	1	4	0	1	0	0	0	-3
2	Jarod Lucas	G 17:25	2-5	1-2	0-0	1	2	3	2	1	5	0	0	2	0	0	4
13	Kenan Blackshear	G 15:04	4-7	0-1	0-3	1	2	3	2	2	8	5	2	1	0	1	1
0	Hunter McIntosh	08:07	0-1	0-0	1-2	0	0	0	0	2	1	1	1	0	0	1	0
20	Daniel Foster	11:54	1-2	1-2	0-0	0	2	2	3	0	3	2	1	1	1	0	7
3	Tyler Rolison	00:40	0-1	0-1	0-0	0	0	0	0	0	0	0	0	0	0	0	0
23	Jazz Gardner	00:40	0-0	0-0	0-0	0	0	0	0	0	0	0	0	0	0	0	0
33	Tylan Pope	00:40	0-0	0-0	0-0	0	0	0	0	0	0	0	0	0	0	0	0
Team						1	0	1			0		1				
Totals			14-27	6-13	1-7	4	11	15	11	8	35	9	6	4	1	2	2

Shooting By Period		
2 nd FG%	14-27	51.9%
3PT%	6-13	46.2%
FT%	1-7	14.3%
GM FG%	14-27	51.9%
3PT%	6-13	46.2%
FT%	1-7	14.3%

Dead Ball Rebounds: 2, 0

Technical Fouls::NONE

San Diego St. - 33

NO.	Name	Min	FG			Rebounds			Fouls		TP	AS	TO	ST	Blocks		+/-
			M-A	3P	FT	OR	DR	TOT	PF	FD					BS	BA	
3	Micah Parrish	F 16:48	0-5	0-4	2-2	0	1	1	1	1	2	2	0	1	0	0	-1
13	Jaedon LeDee	F 19:20	3-5	0-0	5-6	3	2	5	1	5	11	0	1	2	1	0	-2
25	Elijah Saunders	F 07:31	0-2	0-1	0-0	1	0	1	1	0	0	0	0	0	0	0	-8
5	Lamont Butler	G 16:39	1-3	0-0	0-2	1	2	3	3	3	2	0	0	0	0	0	2
14	Reese Waters	G 18:04	2-8	2-5	3-4	1	1	2	1	2	9	1	0	0	0	0	2
21	Miles Byrd	07:55	0-0	0-0	2-2	1	1	2	1	0	2	0	3	0	1	0	-10
4	Jay Pal	13:03	3-5	1-2	0-0	2	6	8	0	0	7	0	1	0	0	1	7
40	Miles Heide	00:40	0-0	0-0	0-0	0	0	0	0	0	0	0	0	0	0	0	0
Team						1	0	1			0		0				
Totals			9-28	3-12	12-16	10	13	23	8	11	33	3	5	3	2	1	-2

Shooting By Period		
2 nd FG%	9-28	32.1%
3PT%	3-12	25.0%
FT%	12-16	75%
GM FG%	9-28	32.1%
3PT%	3-12	25.0%
FT%	12-16	75.0%

Dead Ball Rebounds: 2, 0

Technical Fouls::NONE

	Nev	SDSU
Biggest lead	0 (1 st 20:00)	14 (2 nd 19:17)
Best Scoring Run	9(2 nd 11:03)	6(2 nd 6:07)
Lead Changes	0	
Times Tied	2	
Time with Lead	00:00	18:20

Points from	Nev	SDSU
Turnovers	7	9
Paint	12	10
Second Chance	8	10
Fast Breaks	0	10
Bench	4	9

	Period by Period Scoring		
	1st	2nd	TOT
Nev	24	35	59
SDSU	38	33	71



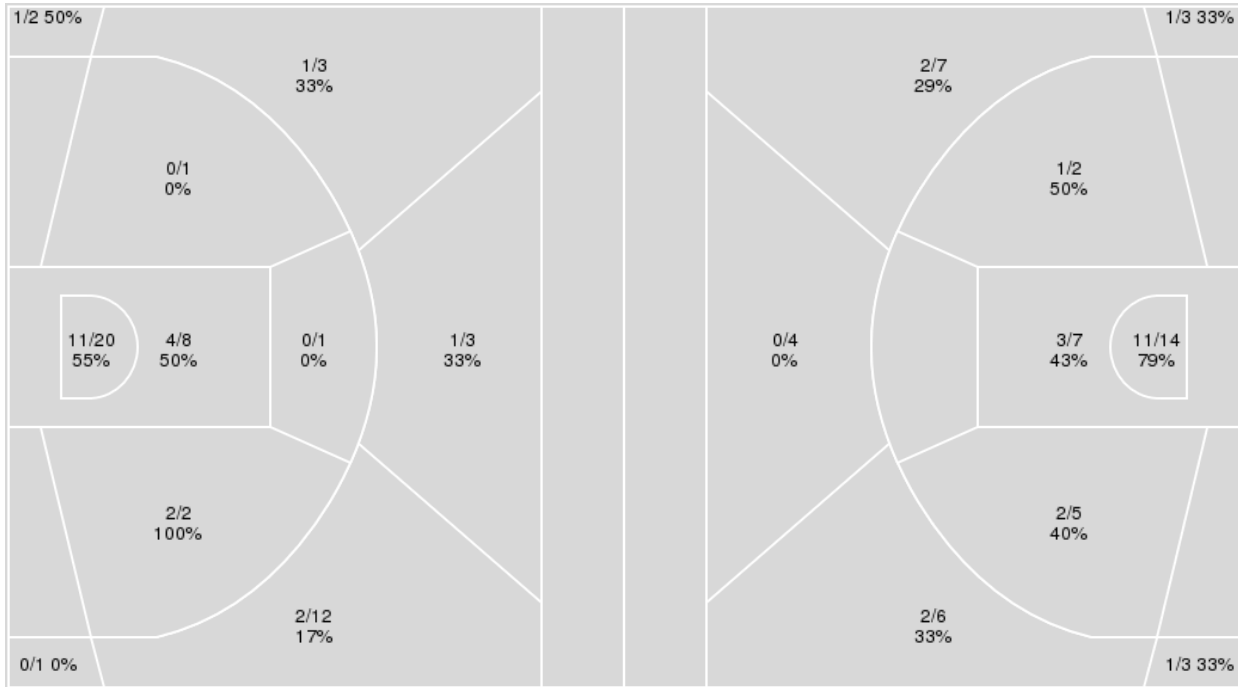
Officials: Gregory Nixon, Paul Szlec, Deron White

{ Players => 0, 2, 3, 4, 5, 8, 10, 11, 12, 13, 14, 21, 24, 25, 32, 40, 42; }
 FG Types => All; Results => All;

{ Players => 0, 1, 2, 3, 4, 5, 10, 11, 12, 13, 20, 23, 24, 33, 34, 42; } FG
 Types => All; Results => All;

San Diego St.

Nevada



San Diego St.	M/A	%
Field Goals	22/53	42
2 Points	17/32	53
3 Points	5/21	24
Free Throws	22/34	65

Nevada	M/A	%
Field Goals	23/51	45
2 Points	17/28	61
3 Points	6/23	26
Free Throws	7/17	41



Nevada at San Diego St.

01/17/24 Steve Fisher Court at Viejas Arena, San Diego
2023-24 Men's Basketball

Game Time: 8:05 PM
Game Duration: 2:04
Attendance: 12,414

Officials: Gregory Nixon, Paul Szlec, Deron White

Nevada

No	Name	Mins		Score		Points Diff		Points per Min		Assists		Rebounds		Steals		Turnovers	
		On	Off	On	Off	On	Off	On	Off	On	Off	On	Off	On	Off	On	Off
0	Hunter McIntosh	20:25	19:35	34 - 41	25 - 30	-7	-5	1.67	1.28	5	6	15	10	5	3	6	8
2	Jarod Lucas	33:03	06:57	51 - 57	8 - 14	-6	-6	1.54	1.15	11	0	21	4	6	2	10	4
3	Tyler Rolison	06:12	33:48	8 - 13	51 - 58	-5	-7	1.29	1.51	0	11	2	23	2	6	3	11
4	Tre Coleman	32:25	07:35	47 - 55	12 - 16	-8	-4	1.45	1.58	10	1	21	4	4	4	11	3
11	Nick Davidson	24:31	15:29	39 - 44	20 - 27	-5	-7	1.59	1.29	10	1	13	12	4	4	7	7
13	Kenan Blackshear	31:57	08:03	44 - 52	15 - 19	-8	-4	1.38	1.86	8	3	20	5	7	1	11	3
20	Daniel Foster	23:11	16:49	31 - 38	28 - 33	-7	-5	1.34	1.66	5	6	12	13	7	1	11	3
23	Jazz Gardner	11:27	28:33	18 - 24	41 - 47	-6	-6	1.57	1.44	1	10	8	17	2	6	4	10
33	Tylan Pope	01:53	38:07	2 - 3	57 - 68	-1	-11	1.06	1.50	0	11	3	22	0	8	1	13
42	K.J. Hymes	14:56	25:04	21 - 28	38 - 43	-7	-5	1.41	1.52	5	6	10	15	3	5	6	8

San Diego St.

No	Name	Mins		Score		Points Diff		Points per Min		Assists		Rebounds		Steals		Turnovers	
		On	Off	On	Off	On	Off	On	Off	On	Off	On	Off	On	Off	On	Off
3	Micah Parrish	26:28	13:32	42 - 38	29 - 21	4	8	1.59	2.14	4	2	30	14	5	3	7	5
4	Jay Pal	20:43	19:17	41 - 28	30 - 31	13	-1	1.98	1.56	5	1	26	18	4	4	6	6
5	Lamont Butler	34:48	05:12	63 - 47	8 - 12	16	-4	1.81	1.54	6	0	40	4	6	2	9	3
13	Jaedon LeDee	37:01	02:59	66 - 57	5 - 2	9	3	1.78	1.67	5	1	41	3	8	0	12	0
14	Reese Waters	33:20	06:40	63 - 46	8 - 13	17	-5	1.89	1.20	4	2	39	5	8	0	10	2
21	Miles Byrd	20:17	19:43	35 - 38	36 - 21	-3	15	1.72	1.83	3	3	17	27	4	4	7	5
25	Elijah Saunders	21:52	18:08	33 - 35	38 - 24	-2	14	1.51	2.10	1	5	22	22	4	4	8	4
40	Miles Heide	05:31	34:29	12 - 6	59 - 53	6	6	2.17	1.71	2	4	5	39	1	7	1	11

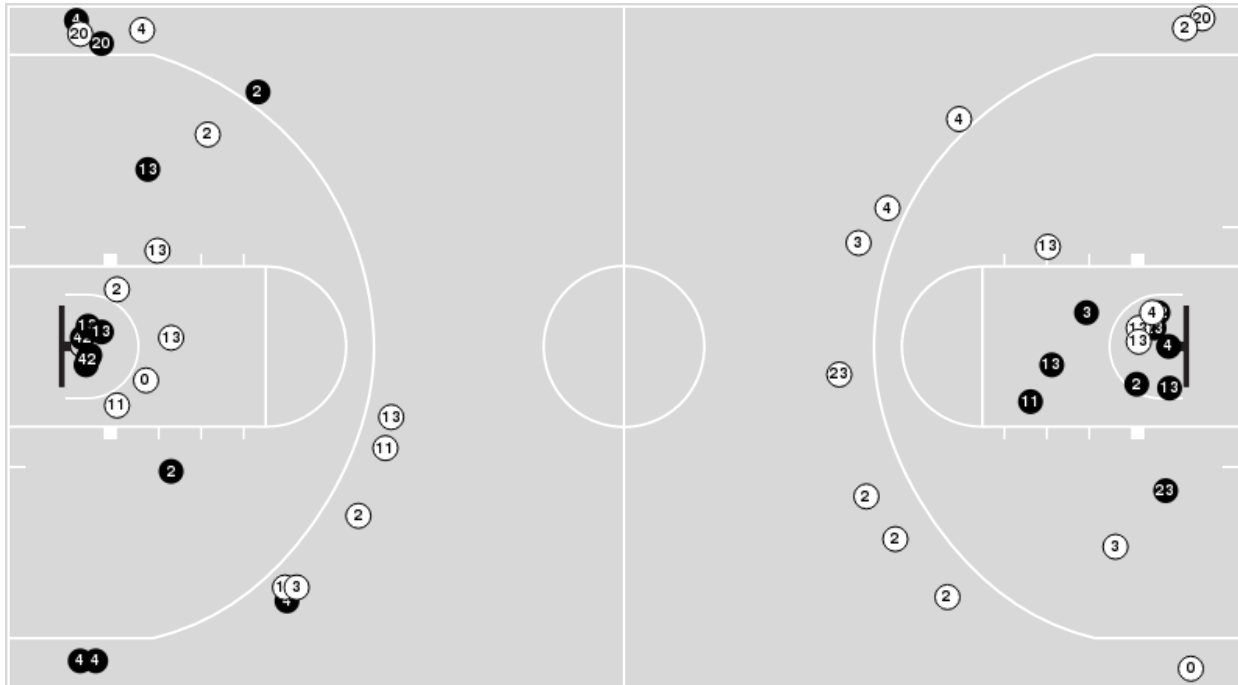


Officials: Gregory Nixon, Paul Szlec, Deron White

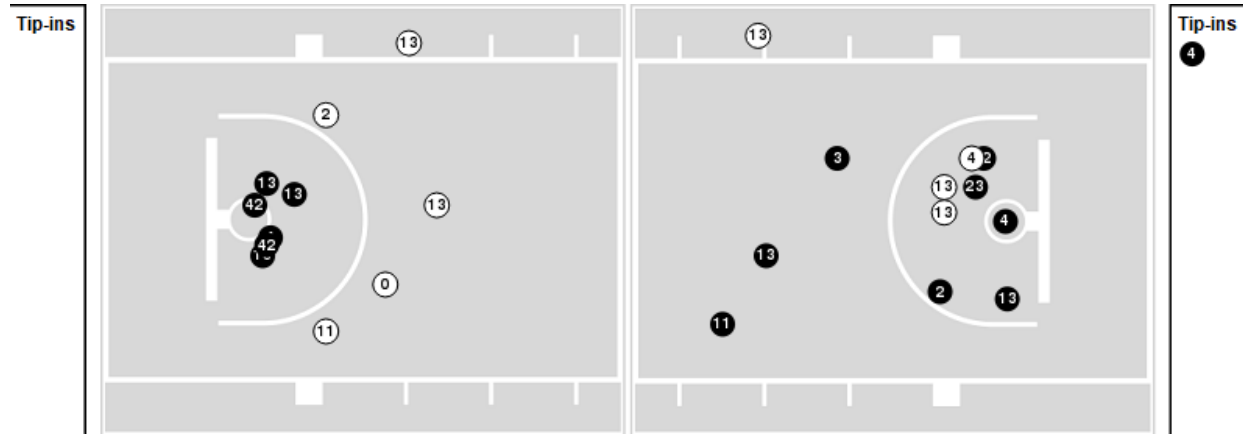
Players => 0, 1, 2, 3, 4, 5, 10, 11, 12, 13, 20, 23, 24, 33, 34, 42 FG Types=>All Results=>All

Nevada

All Field Goals



Blow Up Chart



● Made ○ Missed N - Player Number

Nevada	M/A	%
Field Goals	23/51	45
2 Points	17/28	61
3 Points	6/23	26
Free Throws	7/17	41

Nevada	M/A	%
Points in the Paint	28 (14 / 21)	67
Fast Break Points	2 (2/2)	100
Second Chance Points	15 (7/9)	78
Effective FG%	51	

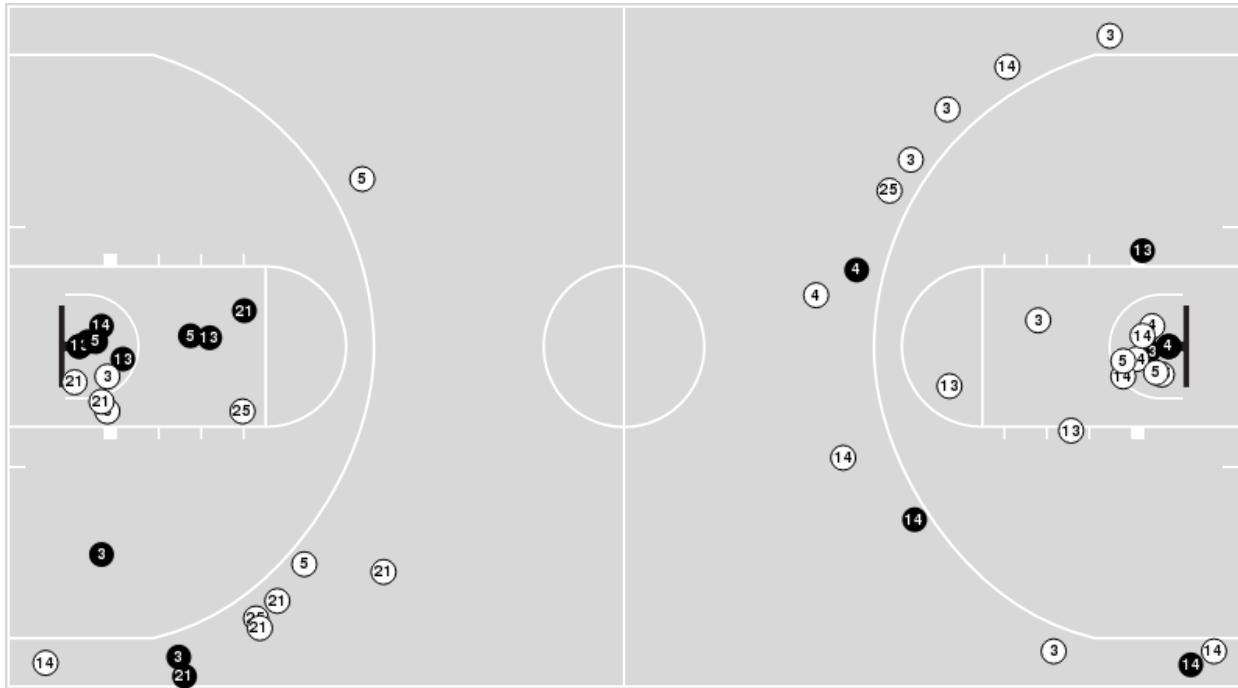


Officials: Gregory Nixon, Paul Szlec, Deron White

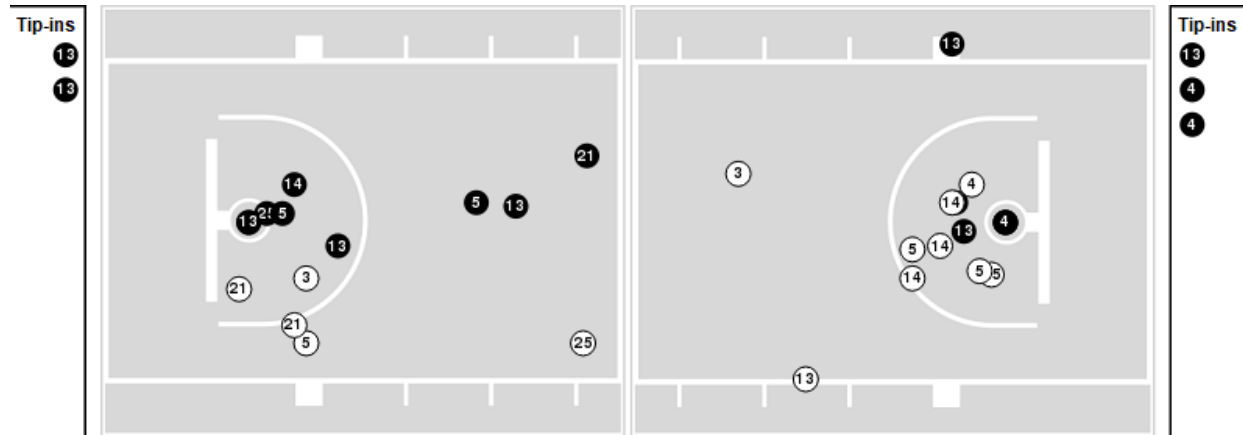
Players => 0, 2, 3, 4, 5, 8, 10, 11, 12, 13, 14, 21, 24, 25, 32, 40, 42FG Types=>AllResults=>All

San Diego St.

All Field Goals



Blow Up Chart



● Made ○ Missed N - Player Number

San Diego St.	M/A	%
Field Goals	22/53	42
2 Points	17/32	53
3 Points	5/21	24
Free Throws	22/34	65

San Diego St.	M/A	%
Points in the Paint	30 (15 / 28)	54
Fast Break Points	15 (11/15)	73
Second Chance Points	18 (11/22)	50
Effective FG%	46	



Officials: Gregory Nixon, Paul Szlec, Deron White

Nevada

Lineup	Quarter On	Time On	Quarter Off	Time Off	Time on Court	Score	Score Diff	Reb	Stl	Tov	Ass	PPP
2- Lucas J/ 4- Coleman T/ 11- Davidson N/ 13- Blackshear K/ 42- Hymes K/	1	20:00	1	18:47	01:13	2-1	1	0	0	0	1	1.0000
2- Lucas J/ 4- Coleman T/ 13- Blackshear K/ 20- Foster D/ 42- Hymes K/	1	18:47	1	16:52	01:55	0-2	-2	1	0	2	0	0.0000
2- Lucas J/ 4- Coleman T/ 11- Davidson N/ 13- Blackshear K/ 20- Foster D/	1	16:52	1	14:33	02:19	0-4	-4	0	0	1	0	0.0000
0- McIntosh H/ 2- Lucas J/ 13- Blackshear K/ 23- Gardner J/ 33- Pope T/	1	14:33	1	13:20	01:13	2-3	-1	2	0	1	0	1.0000
0- McIntosh H/ 2- Lucas J/ 13- Blackshear K/ 20- Foster D/ 42- Hymes K/	1	13:20	1	12:24	00:56	1-2	-1	2	0	0	0	0.6944
0- McIntosh H/ 3- Rolison T/ 13- Blackshear K/ 20- Foster D/ 42- Hymes K/	1	12:24	1	10:29	01:55	2-3	-1	0	2	1	0	0.5814
0- McIntosh H/ 2- Lucas J/ 3- Rolison T/ 4- Coleman T/ 42- Hymes K/	1	10:29	1	09:34	00:55	1-2	-1	0	0	0	0	1.1364
0- McIntosh H/ 2- Lucas J/ 4- Coleman T/ 13- Blackshear K/ 23- Gardner J/	1	09:34	1	04:42	04:52	8-8	0	4	1	0	1	1.0152
2- Lucas J/ 11- Davidson N/ 13- Blackshear K/ 20- Foster D/ 23- Gardner J/	1	04:42	1	02:42	02:00	3-5	-2	0	1	1	0	0.8721
2- Lucas J/ 3- Rolison T/ 11- Davidson N/ 20- Foster D/ 23- Gardner J/	1	02:42	1	02:27	00:15	1-1	0	0	0	0	0	2.2727
0- McIntosh H/ 3- Rolison T/ 4- Coleman T/ 20- Foster D/ 23- Gardner J/	1	02:27	1	00:42	01:44	2-6	-4	0	0	2	0	0.5000
0- McIntosh H/ 3- Rolison T/ 4- Coleman T/ 13- Blackshear K/ 23- Gardner J/	1	00:42	1	00:13	00:29	2-1	1	0	0	0	0	2.2727
0- McIntosh H/ 3- Rolison T/ 4- Coleman T/ 20- Foster D/ 23- Gardner J/	1	00:13	2	20:00	00:13	0-0	0	1	0	0	0	0.0000
2- Lucas J/ 4- Coleman T/ 11- Davidson N/ 13- Blackshear K/ 42- Hymes K/	2	20:00	2	18:09	01:51	5-2	3	1	0	0	2	1.6667
0- McIntosh H/ 2- Lucas J/ 4- Coleman T/ 11- Davidson N/ 42- Hymes K/	2	18:09	2	16:52	01:17	2-4	-2	2	0	1	0	1.0638
0- McIntosh H/ 2- Lucas J/ 4- Coleman T/ 11- Davidson N/ 20- Foster D/	2	16:52	2	14:48	02:04	8-2	6	2	1	0	3	2.0000
0- McIntosh H/ 2- Lucas J/ 11- Davidson N/ 13- Blackshear K/ 20- Foster D/	2	14:48	2	13:32	01:16	3-2	1	0	1	0	1	3.0000
2- Lucas J/ 4- Coleman T/ 11- Davidson N/ 13- Blackshear K/ 20- Foster D/	2	13:32	2	12:12	01:20	2-0	2	1	0	1	0	0.8197
2- Lucas J/ 4- Coleman T/ 13- Blackshear K/ 20- Foster D/ 42- Hymes K/	2	12:12	2	11:36	00:36	2-0	2	1	1	1	0	1.0000
2- Lucas J/ 4- Coleman T/ 11- Davidson N/ 13- Blackshear K/ 20- Foster D/	2	11:36	2	08:37	02:59	5-5	0	2	0	1	1	1.0000
0- McIntosh H/ 4- Coleman T/ 11- Davidson N/ 13- Blackshear K/ 20- Foster D/	2	08:37	2	07:37	01:00	2-0	2	1	0	0	0	2.0000
0- McIntosh H/ 4- Coleman T/ 11- Davidson N/ 13- Blackshear K/ 42- Hymes K/	2	07:37	2	06:42	00:55	0-4	-4	1	0	1	0	0.0000
0- McIntosh H/ 2- Lucas J/ 4- Coleman T/ 11- Davidson N/ 42- Hymes K/	2	06:42	2	05:07	01:35	1-4	-3	0	0	0	0	0.5319
2- Lucas J/ 4- Coleman T/ 11- Davidson N/ 13- Blackshear K/ 42- Hymes K/	2	05:07	2	03:19	01:48	5-4	1	2	0	0	2	1.7361
2- Lucas J/ 4- Coleman T/ 11- Davidson N/ 13- Blackshear K/ 20- Foster D/	2	03:19	2	00:40	02:38	0-6	-6	1	1	1	0	0.0000
3- Rolison T/ 4- Coleman T/ 13- Blackshear K/ 23- Gardner J/ 33- Pope T/	2	00:40	2	00:00	00:40	0-0	0	1	0	0	0	0.0000



Officials: Gregory Nixon, Paul Szlec, Deron White

San Diego St.

Lineup	Quarter On	Time On	Quarter Off	Time Off	Time on Court	Score	Score Diff	Reb	Stl	Tov	Ass	PPP
3- Parrish M/ 5- Butler L/ 13- LeDee J/ 14- Waters R/ 25- Saunders E/	1	20:00	1	15:39	04:21	5-2	3	5	2	2	0	0.8503
3- Parrish M/ 4- Pal J/ 5- Butler L/ 14- Waters R/ 40- Heide M/	1	15:39	1	14:33	01:06	2-0	2	1	0	0	0	2.0000
3- Parrish M/ 4- Pal J/ 5- Butler L/ 21- Byrd M/ 40- Heide M/	1	14:33	1	13:20	01:13	3-2	1	0	0	0	1	1.5000
4- Pal J/ 5- Butler L/ 13- LeDee J/ 21- Byrd M/ 25- Saunders E/	1	13:20	1	12:24	00:56	2-1	1	1	0	0	0	1.0000
4- Pal J/ 13- LeDee J/ 14- Waters R/ 21- Byrd M/ 25- Saunders E/	1	12:24	1	10:33	01:51	2-2	0	2	1	2	0	0.6667
4- Pal J/ 5- Butler L/ 13- LeDee J/ 14- Waters R/ 25- Saunders E/	1	10:33	1	10:29	00:04	1-0	1	1	0	1	0	1.1364
3- Parrish M/ 5- Butler L/ 13- LeDee J/ 14- Waters R/ 25- Saunders E/	1	10:29	1	08:22	02:07	4-3	1	5	0	0	0	3.3333
3- Parrish M/ 5- Butler L/ 13- LeDee J/ 21- Byrd M/ 25- Saunders E/	1	08:22	1	07:29	00:53	0-2	-2	0	0	1	0	0.0000
4- Pal J/ 5- Butler L/ 13- LeDee J/ 21- Byrd M/ 25- Saunders E/	1	07:29	1	05:47	01:42	3-4	-1	1	0	0	1	1.2295
4- Pal J/ 5- Butler L/ 13- LeDee J/ 14- Waters R/ 21- Byrd M/	1	05:47	1	04:59	00:48	2-0	2	3	0	0	0	1.3889
5- Butler L/ 13- LeDee J/ 14- Waters R/ 21- Byrd M/ 40- Heide M/	1	04:59	1	02:27	02:32	7-4	3	2	1	1	1	1.6204
5- Butler L/ 13- LeDee J/ 14- Waters R/ 21- Byrd M/ 25- Saunders E/	1	02:27	2	20:00	02:27	7-4	3	0	1	0	0	1.6204
3- Parrish M/ 5- Butler L/ 13- LeDee J/ 14- Waters R/ 25- Saunders E/	2	20:00	2	18:09	01:51	2-5	-3	2	0	0	0	1.0000
3- Parrish M/ 13- LeDee J/ 14- Waters R/ 21- Byrd M/ 25- Saunders E/	2	18:09	2	16:57	01:12	2-2	0	0	0	0	0	1.0638
3- Parrish M/ 4- Pal J/ 13- LeDee J/ 14- Waters R/ 21- Byrd M/	2	16:57	2	14:48	02:09	4-8	-4	2	1	1	0	1.0309
4- Pal J/ 5- Butler L/ 13- LeDee J/ 14- Waters R/ 25- Saunders E/	2	14:48	2	13:32	01:16	2-3	-1	1	0	1	0	1.0000
3- Parrish M/ 4- Pal J/ 5- Butler L/ 13- LeDee J/ 25- Saunders E/	2	13:32	2	13:14	00:18	0-0	0	0	0	0	0	0.0000
3- Parrish M/ 5- Butler L/ 13- LeDee J/ 21- Byrd M/ 25- Saunders E/	2	13:14	2	11:36	01:38	0-4	-4	3	0	1	0	0.0000
3- Parrish M/ 5- Butler L/ 13- LeDee J/ 14- Waters R/ 21- Byrd M/	2	11:36	2	10:36	01:00	0-2	-2	0	0	1	0	0.0000
3- Parrish M/ 4- Pal J/ 5- Butler L/ 13- LeDee J/ 14- Waters R/	2	10:36	2	05:07	05:29	13-6	7	8	1	0	2	1.4840
5- Butler L/ 13- LeDee J/ 14- Waters R/ 21- Byrd M/ 25- Saunders E/	2	05:07	2	03:51	01:16	3-3	0	1	0	0	0	3.0000
3- Parrish M/ 4- Pal J/ 5- Butler L/ 13- LeDee J/ 14- Waters R/	2	03:51	2	00:40	03:10	7-2	5	4	1	1	1	1.1513
4- Pal J/ 5- Butler L/ 14- Waters R/ 21- Byrd M/ 40- Heide M/	2	00:40	2	00:00	00:40	0-0	0	2	0	0	0	0.0000



Officials: Gregory Nixon, Paul Szlec, Deron White

Nevada

Lineup	Time	Score	Score Diff	Pts/Min	Reb	Stl	Tov	Ass	PPP
2- Lucas J/ 4- Coleman T/ 11- Davidson N/ 13- Blackshear K/ 20- Foster D/	09:16	7-15	-8	0.7546	4	1	4	1	0.4258
2- Lucas J/ 4- Coleman T/ 11- Davidson N/ 13- Blackshear K/ 42- Hymes K/	04:52	12-7	5	2.4658	3	0	0	5	1.5228
0- McIntosh H/ 2- Lucas J/ 4- Coleman T/ 13- Blackshear K/ 23- Gardner J/	04:52	8-8	0	1.6438	4	1	0	1	1.0152
0- McIntosh H/ 2- Lucas J/ 4- Coleman T/ 11- Davidson N/ 42- Hymes K/	02:52	3-8	-5	1.0465	2	0	1	0	0.7979
2- Lucas J/ 4- Coleman T/ 13- Blackshear K/ 20- Foster D/ 42- Hymes K/	02:31	2-2	0	0.7947	2	1	3	0	0.4000
0- McIntosh H/ 2- Lucas J/ 4- Coleman T/ 11- Davidson N/ 20- Foster D/	02:04	8-2	6	3.8710	2	1	0	3	2.0000
2- Lucas J/ 11- Davidson N/ 13- Blackshear K/ 20- Foster D/ 23- Gardner J/	02:00	3-5	-2	1.5000	0	1	1	0	0.8721
0- McIntosh H/ 3- Rolison T/ 4- Coleman T/ 20- Foster D/ 23- Gardner J/	01:57	2-6	-4	1.0239	1	0	2	0	0.5000
0- McIntosh H/ 3- Rolison T/ 13- Blackshear K/ 20- Foster D/ 42- Hymes K/	01:55	2-3	-1	1.0435	0	2	1	0	0.5814
0- McIntosh H/ 2- Lucas J/ 11- Davidson N/ 13- Blackshear K/ 20- Foster D/	01:16	3-2	1	2.3684	0	1	0	1	3.0000
0- McIntosh H/ 2- Lucas J/ 13- Blackshear K/ 23- Gardner J/ 33- Pope T/	01:13	2-3	-1	1.6438	2	0	1	0	1.0000
0- McIntosh H/ 4- Coleman T/ 11- Davidson N/ 13- Blackshear K/ 20- Foster D/	01:00	2-0	2	2.0000	1	0	0	0	2.0000
0- McIntosh H/ 2- Lucas J/ 13- Blackshear K/ 20- Foster D/ 42- Hymes K/	00:56	1-2	-1	1.0714	2	0	0	0	0.6944
0- McIntosh H/ 2- Lucas J/ 3- Rolison T/ 4- Coleman T/ 42- Hymes K/	00:55	1-2	-1	1.0909	0	0	0	0	1.1364
0- McIntosh H/ 4- Coleman T/ 11- Davidson N/ 13- Blackshear K/ 42- Hymes K/	00:55	0-4	-4	0.0000	1	0	1	0	0.0000
3- Rolison T/ 4- Coleman T/ 13- Blackshear K/ 23- Gardner J/ 33- Pope T/	00:40	0-0	0	0.0000	1	0	0	0	0.0000
0- McIntosh H/ 3- Rolison T/ 4- Coleman T/ 13- Blackshear K/ 23- Gardner J/	00:29	2-1	1	4.0268	0	0	0	0	2.2727
2- Lucas J/ 3- Rolison T/ 11- Davidson N/ 20- Foster D/ 23- Gardner J/	00:15	1-1	0	4.0000	0	0	0	0	2.2727



Officials: Gregory Nixon, Paul Szlec, Deron White

San Diego St.

Lineup	Time	Score	Score Diff	Pts/Min	Reb	Stl	Tov	Ass	PPP
3- Parrish M/ 4- Pal J/ 5- Butler L/ 13- LeDee J/ 14- Waters R/	08:39	20-8	12	2.3095	12	2	1	3	1.3477
3- Parrish M/ 5- Butler L/ 13- LeDee J/ 14- Waters R/ 25- Saunders E/	08:19	11-10	1	1.3226	12	2	2	0	1.2115
5- Butler L/ 13- LeDee J/ 14- Waters R/ 21- Byrd M/ 25- Saunders E/	03:43	10-7	3	2.6906	1	1	0	0	1.8797
4- Pal J/ 5- Butler L/ 13- LeDee J/ 21- Byrd M/ 25- Saunders E/	02:38	5-5	0	1.8987	2	0	0	1	1.1261
5- Butler L/ 13- LeDee J/ 14- Waters R/ 21- Byrd M/ 40- Heide M/	02:32	7-4	3	2.7632	2	1	1	1	1.6204
3- Parrish M/ 5- Butler L/ 13- LeDee J/ 21- Byrd M/ 25- Saunders E/	02:31	0-6	-6	0.0000	3	0	2	0	0.0000
3- Parrish M/ 4- Pal J/ 13- LeDee J/ 14- Waters R/ 21- Byrd M/	02:09	4-8	-4	1.8605	2	1	1	0	1.0309
4- Pal J/ 13- LeDee J/ 14- Waters R/ 21- Byrd M/ 25- Saunders E/	01:51	2-2	0	1.0811	2	1	2	0	0.6667
4- Pal J/ 5- Butler L/ 13- LeDee J/ 14- Waters R/ 25- Saunders E/	01:20	3-3	0	2.2500	2	0	2	0	1.0417
3- Parrish M/ 4- Pal J/ 5- Butler L/ 21- Byrd M/ 40- Heide M/	01:13	3-2	1	2.4658	0	0	0	1	1.5000
3- Parrish M/ 13- LeDee J/ 14- Waters R/ 21- Byrd M/ 25- Saunders E/	01:12	2-2	0	1.6667	0	0	0	0	1.0638
3- Parrish M/ 4- Pal J/ 5- Butler L/ 14- Waters R/ 40- Heide M/	01:06	2-0	2	1.8182	1	0	0	0	2.0000
3- Parrish M/ 5- Butler L/ 13- LeDee J/ 14- Waters R/ 21- Byrd M/	01:00	0-2	-2	0.0000	0	0	1	0	0.0000
4- Pal J/ 5- Butler L/ 13- LeDee J/ 14- Waters R/ 21- Byrd M/	00:48	2-0	2	2.5000	3	0	0	0	1.3889
4- Pal J/ 5- Butler L/ 14- Waters R/ 21- Byrd M/ 40- Heide M/	00:40	0-0	0	0.0000	2	0	0	0	0.0000
3- Parrish M/ 4- Pal J/ 5- Butler L/ 13- LeDee J/ 25- Saunders E/	00:18	0-0	0	0.0000	0	0	0	0	0.0000