



SAN DIEGO STATE WOMEN'S BASKETBALL

2022-23 GAME NOTES

Ben Pearson, Assistant Media Relations Director • E-mail: ben.pearson@sdsu.edu • Office: 619-594-5547

2022-23 SCHEDULE

Date	Opponent	Time/Result
Nov. 7	at No. 2/2 Stanford	L, 48-86
Nov. 9	vs. San Diego Christian	W, 81-30
Nov. 12	vs. Antelope Valley	W, 95-41
Nov. 15	vs. Southeastern Louisiana	W, 69-53
Nov. 18	vs. Portland	W, 53-51
Nov. 22	vs. Grambling State	W, 66-41
Nov. 25	vs. Seattle	W, 70-36
Dec. 1	at UC San Diego	W, 72-60
Dec. 4	vs. USF (at Chase Center)	L, 56-65
Dec. 7	vs. Sacramento State	W, 70-59
Dec. 10	vs. San Diego	W, 68-45
Dec. 20	vs. Miami (Ohio) [^]	W, 66-57
Dec. 21	vs. Georgia [^]	L, 44-63
Dec. 31	at Utah State*	W, 89-55
Jan. 5	Nevada*	W, 80-70
Jan. 7	UNLV*	L, 70-76
Jan. 11	at Fresno State*	W, 49-43
Jan. 14	Boise State*	W, 55-42
Jan. 16	at Colorado State*	L, 58-71
Jan. 19	New Mexico*	W, 65-61
Jan. 21	at Wyoming*	W, 73-66
Jan. 26	Fresno State*	W, 75-56
Jan. 28	San Jose State*	W, 59-39
Jan. 30	at Boise State*	L, 57-62
Feb. 4	at New Mexico*	L, 78-83
Feb. 9	at Nevada*	W, 67-51
Feb. 11	at San Jose State*	W, 80-55
Feb. 16	Colorado State*	W, 53-49
Feb. 18	Wyoming*	L, 58-70
Feb. 25	at No. 24/25 UNLV*	L, 59-65
Feb. 28	Air Force*	W, 60-51
March 6	[4] New Mexico	W, 69-68
March 7	at No. 21/24 [1] UNLV	L, 68-71
March 17	UC Irvine (WNIT 1st Rd.)	6 p.m.
TBD	LBSU/San Diego (WNIT 2nd Rd.)	TBD

* Mountain West game
[^] at West Palm Beach Invitational
 Home games in **Bold**
 All times listed in Pacific

Game 34 | vs. UC Irvine | WNIT First Round | Friday March 17, 6 p.m. PT | Steve Fisher Court at Viejas Arena | San Diego, Calif.

LIVE MEDIA: Mountain West Network | Live Stats



SAN DIEGO STATE
 2022-23 Record: 23-10 (12-6 MW)
 Head Coach: Stacie Terry-Hutson
 10th Year at San Diego State

UC IRVINE
 2022-23 Record: 24-6 (16-2 Big West)
 Head Coach: Tamara Inoue
 Seventh Year at UC Irvine

TEAM LEADERS	
Scoring	Sophia Ramos - 12.1
Rebounding	Kim Villalobos - 5.2
Assists	Asia Avinger - 4.3

TEAM LEADERS	
Scoring	Hunter Hernandez - 12.0
Rebounding	Nevaeh Parkinson - 5.9
Assists	Diaba Konate - 3.6

- The Aztecs (23-10) host UC Irvine (24-6) in the first round of the WNIT Friday at 6 p.m. The Anteaters went 16-2 in the Big West to claim the regular season championship.
- Both teams led their respective conferences in points per game allowed. The Anteaters allow 53.3 points per game while SDSU opponents average 57.4 points.
- SDSU's 23 wins and third place finish in the Mountain West are their best since the 2012-13 season. The Aztecs won a combined 22 games over the previous two seasons.
- The Aztecs were knocked out of the MW tournament in the quarterfinals by the No. 1 seed No. 21/24 UNLV with a 71-68 loss.
- In the quarterfinals SDSU defeated New Mexico 69-68 after taking their first and only lead with 47 seconds remaining. The Aztecs became the first team in tournament history to have six players in double-digits.
- SDSU allows 57.4 points per game, which is the best in the Mountain West and 30th in the nation.
- The Aztecs have a three-point percentage of 36.1 percent, good for 21st in the nation and the second best in school history.
- On the other side of the court, SDSU is holding opponents to 27.9% shooting from three, the best in the Mountain West. The three-point percentage differential of 8.2% is the program's best since at least the 1999-2000 season.
- SDSU's 1.07 assist-to-turnover ratio is their best since the 1983-84 season.
- The Aztecs' effective field goal percentage, which places extra weight on made three-pointers, of 48.9% is their best in the Mountain West era (1999-2023).
- SDSU played 16 games against 10 different teams that made the postseason (6 NCAA & 4 WNIT).
- SDSU is 15-2 at home this season, their best home record since 2012-13 (also 15-2). They have an average margin of victory of 16.3 points at home this year. With a win Friday, the Aztecs would set a school record for most home wins in a season.
- Sophia Ramos and Asia Avinger were named to the All-Mountain West Team while Yummy Morris was an honorable mention selection. It's the first time in 10 years that two Aztecs made the all-conference team and also the first time in a decade that three SDSU players were honored.
- Sophia Ramos is the only player in the nation with at least 1,900 points, 600 rebounds and 500 assists in her career.
- Ramos is second in school history in points and assists and is in the top three in program history in seven other statistical categories including games (1st), made free throws (2nd), and made threes (2nd).
- Mercedes Staples is shooting 47.1% from three on the year, which is fourth in the nation, & 41.3 percent during her SDSU career, both are the best in program history.
- Asia Avinger scored her 700th career point vs. UNLV last week. She is just the second Aztec in the Mountain West era (1999-2023) to have at least 700 points and 200 assists by the end of her sophomore year (Sophia Ramos).
- The Aztecs have five players averaging between 8.5 and 12.5 points/game.
- SDSU has six players in their fifth year of college. All six have played at least 100 games and are pursuing a master's degree.
- The Aztecs also have six players who were top 100 recruits coming out of high school.
- SDSU has held an opponent to their lowest point total of the year nine times.

SAN DIEGO STATE AZTECS 2022-23 ROSTER

No.	Name	Pos.	Ht.	Yr.	PPG	RPG	APG	Individual Player Notes
0	Khylee Pepe	G/F	5-11	So.	3.0	2.5	0.6	Most off. rebs per min on team... Had 1st career double-double vs. SDCC (11-9) with career-high 13 rebs.
1	Asia Avinger	G	5-7	So.	11.8	3.5	4.3	Has 4 20+ point games... Was 2nd in steals and 3rd in assists in the Mountain West in conference play.
2	Sophia Ramos	G	5-9	Sr.	12.1	4.1	3.8	2nd all-time at SDSU in scoring & assists... Only player in nation with 1,900 pts, 600 rebs, 500 assists.
4	Bailee Chynoweth	G	5-11	Jr.	--	--	--	Former walk-on that was awarded scholarship in 2nd semester last year.
5	Yummy Morris	F	6-2	Sr.	9.5	4.4	0.5	Scored 10+ 10 of last 12... 56 FG% in MW play... 107 games at TCU... Adopted sister of Alex Crain.
11	Jaida Brooks	G	5-6	Fr.	--	--	--	Played alongside five DI commits at PHH Prep (Phoenix)... Averaged 12 ppg, 4.5 apg and 3.0 rpg as a Sr.
12	Mercedes Staples	G	5-10	Sr.	10.5	4.1	1.7	Shooting 41.3% from 3 at SDSU and 47.1% this year (4th in the nation), both are the best in school history...
13	Meghan Fiso	G	5-10	Jr.	5.5	2.3	0.6	Out with injury... Scored 9 or more points 3 times in 8 games... Michigan transfer... Top 40 recruit in 2020.
20	Sarah Barcello	G	5-11	Sr.	2.6	2.2	0.5	45% from 3 in MW play... Marist transfer... Missed last season w/ injury... All-MAAC 3rd Team in 20-21.
21	Alex Crain	G	5-9	Sr.	3.7	1.3	1.1	38% from 3 in MW play... 7 steals vs. SDCC, most since 2013... Working on 2nd Master's degree.
22	Natalija Grizelj	G	5-9	Fr.	0.0	0.2	0.0	Walk-on... Averaged 14.1 ppg, 4.6 rpg & 2.5 apg as a HS senior (St. Francis)... All-State honorable mention.
23	Kim Villalobos	F	6-0	Jr.	8.6	5.2	1.4	Career-high 12 rebs. vs AF... Started every game... Played w El Salvador Nat'l Team over the summer.
24	Abby Prohaska	G	5-9	Sr.	7.6	3.3	1.8	12.5 ppg in MW Tournament... 88% from FT line... Played in 74 games (9 in NCAAs) at Notre Dame.
32	Adryana Quezada	G/F	5-10	Sr.	--	--	--	Redshirting this year... All-MW honorable mention pick at Utah St. last year... 53.6 FG% last season.

Head Coach: Stacie Terry-Hutson (UT Arlington, 1998) | 10th Season at SDSU

Assistant Coaches: Jason Glover (Grand Canyon, 1985), Kellie Lewis (Boise State, 1998), Jon Silver (UCLA, 2009; LSU 2017)

Director of Player Personnel: Mel Boscarino (Dominican University of California, 2016; San Francisco, 2018)

Operations Assistant: Jordan Mottershaw (Western Oregon, 2017; Cal State San Bernardino, 2019) | Graduate Assistant: Kibrom Gebregziabher (San Diego State, 2021)

PERSONNEL SUMMARY

Returning Starters (3):

Asia Avinger, So., G (12.0 ppg, 3.9, apg, 96 made Fts)
 Sophia Ramos, Sr., G (14.9 ppg, 5.2 rpg, 3.3 apg)
 Mercedes Staples, Sr., G (10.3 ppg, 4.0 rpg, 39.2% from 3)

Starters Lost (2):

Mallory Adams, F (10.4 ppg, 6.7 rpg, 56 made 3s)
 Kamaria Gipson, C (18 starts)

Other Letterwinners Returning (5):

Alex Crain, G (20 games, 1.3 ppg)
 Meghan Fiso, G (24 games, 1.4 ppg)
 Khylee Pepe, F (25 games, 2.7 ppg, 2.9 rpg)
 Kim Villalobos, F (6.7 ppg, 5.5 rpg, 48.8 FG%)

Other Players Returning (1):

Bailee Chynoweth, G (9 games)

Other Letterwinners Lost (2):

Kiara Edwards, F (23 games, 1.9 ppg)
 Isabela Hernandez, G/F (31 games, 2.3 ppg)

Other Players Lost (2):

Jayden Perez, G (2 games)
 Flo Vinerte, F (13 games)

Newcomers (6):

Sarah Barcello, G, Sr., (Marist, 12.6 ppg in 2020-21)
 Jaida Brooks, G, Fr., (PHH Prep, Phoenix Ariz.)
 Natalija Grizelj, G, Fr. (Saint Francis HS, Sunnyvale, Calif.)
 Yummy Morris, F, Sr., (TCU, 107 games, 23 starts)
 Abby Prohaska, G, Sr., (Notre Dame, 74 games, 9 in NCAAs)
 Adryana Quezada*, G/F, Sr., (Utah St., 15.2 ppg, 7.9 rpg in 21-22)

* Will redshirt in 2022-23

ROSTER BREAKDOWN

By Class

Seniors (7): Barcello, Crain, Morris, Prohaska, Quezada, Ramos, Staples; **Juniors (3):** Chynoweth, Fiso, Villalobos
Sophomores (2): Avinger, Pepe; **Freshmen (2):** Brooks, Grizelj

By State (6)

Arizona (2): Barcello, Brooks; **Arkansas (1):** Morris;
California (4): Avinger, Grizelj, Pepe, Villalobos; **Ohio (1):** Prohaska;
Texas (4): Chynoweth, Crain, Quezada, Ramos;
Washington (1): Fiso

By Position

Forwards (3): Morris, Quezada, Villalobos; **Guards (11):** Avinger, Barcello, Brooks, Chynoweth, Crain, Grizelj, Fiso, Pepe, Prohaska, Ramos, Staples

By Height

6-2 (1): Morris; **6-0 (1):** Villalobos; **5-11 (3):** Barcello, Chynoweth, Pepe; **5-10 (3):** Fiso, Quezada, Staples; **5-9 (4):** Crain, Grizelj, Prohaska, Ramos; **5-7 (1):** Avinger; **5-6 (1):** Brooks

2022-23 NUMERICAL ROSTER

No.	Name	Pos.	Ht.	Yr.	Hometown (Previous School/High School)
0	Khylee Pepe	G	5-11	So.	Long Beach, Calif. (Bishop Montgomery HS)
1	Asia Avinger	G	5-7	So.*	Cerritos, Calif. (Rosary HS)
2	Sophia Ramos	G	5-9	Sr.^	San Antonio, Texas (Incarnate Word HS)
4	Bailee Chynoweth	G	5-11	Jr.	Austin, Texas (Westlake HS)
5	Yummy Morris	F	6-2	Sr.^	North Little Rock, Ark. (TCU/North Little Rock HS)
11	Jaida Brooks	G	5-6	Fr.	Phoenix, Ariz. (PHH Prep)
12	Mercedes Staples	G	5-10	Sr.^	Centerville, Utah (Minnesota/Viewmont HS)
13	Meghan Fiso	G	5-10	Jr.	Seattle, Wash. (Michigan/Garfield HS)
20	Sarah Barcello	G	5-11	Sr.	Phoenix, Ariz. (Marist/Seton Catholic Prep)
21	Alex Crain	G	5-9	Sr.^	McKinney, Texas (TCU/Dallas Thunder)
22	Natalija Grizelj	G	5-9	Fr.	Sunnyvale, Calif. (Saint Francis HS)
23	Kim Villalobos	G/F	6-0	Jr.	Los Angeles, Calif. (Chaminade HS)
24	Abby Prohaska	G	5-9	Sr.	Liberty Township, Ohio (Notre Dame/Lakota West HS)
32	Adryana Quezada	G/F	5-10	Sr.#	Frisco, Texas (Utah State/Lone Star HS)

2022-23 ALPHABETICAL ROSTER

No.	Name	Pos.	Ht.	Yr.	Hometown (Previous School/High School)
1	Asia Avinger	G	5-7	So.*	Cerritos, Calif. (Rosary HS)
20	Sarah Barcello	G	5-11	Sr.	Phoenix, Ariz. (Marist/Seton Catholic Prep)
11	Jaida Brooks	G	5-6	Fr.	Phoenix, Ariz. (PHH Prep)
4	Bailee Chynoweth	G	5-11	Jr.	Austin, Texas (Westlake HS)
21	Alex Crain	G	5-9	Sr.^	McKinney, Texas (TCU/Dallas Thunder)
13	Meghan Fiso	G	5-10	Jr.	Seattle, Wash. (Michigan/Garfield HS)
22	Natalija Grizelj	G	5-9	Fr.	Sunnyvale, Calif. (Saint Francis HS)
5	Yummy Morris	F	6-2	Sr.^	North Little Rock, Ark. (TCU/North Little Rock HS)
0	Khylee Pepe	G	5-11	So.	Long Beach, Calif. (Bishop Montgomery HS)
24	Abby Prohaska	G	5-9	Sr.	Liberty Township, Ohio (Notre Dame/Lakota West HS)
32	Adryana Quezada	G/F	5-10	Sr.#	Frisco, Texas (Utah State/Lone Star HS)
2	Sophia Ramos	G	5-9	Sr.^	San Antonio, Texas (Incarnate Word HS)
12	Mercedes Staples	G	5-10	Sr.^	Centerville, Utah (Minnesota/Viewmont HS)
23	Kim Villalobos	G/F	6-0	Jr.	Los Angeles, Calif. (Chaminade HS)

* Has utilized redshirt season

^ Utilizing extra year of eligibility offered by the NCAA due to COVID-19

Redshirting in 2022-23

Head Coach: Stacie Terry-Hutson (UT Arlington, 1998), 10th season at SDSU

Assistant Coach: Jason Glover (Grand Canyon, 1985), Second season at SDSU

Assistant Coach: Kellie Lewis (Boise State, 1998), Second season at SDSU

Assistant Coach: Jon Silver (UCLA, 2009; LSU 2017), Seventh season at SDSU (Second as AC)

Director of Player Development: Mel Boscarino (Dominican University, 2016), Second season at SDSU

Director of Operations: Jordan Mottershaw (Western Oregon, 2017; Cal State San Bernardino, 2019), Fourth season at SDSU

Graduate Assistant: Kibrom Gebregziabher (SDSU, 2021)

PRONUNCIATION GUIDE

Asia Avinger	AV-in-JER	Abby Prohaska	pro-HASK-kuh
Bailee Chynoweth	CHIN-uh-WITH	Adryana Quezada	EH-dree-on-uh KAY-zah-duh
Meghan Fiso	fee-ZO	Sophia Ramos	RAW-mos (not RAY-mos)
Natalija Grizelj	nuh-TAHL-yuh GRIZZ-ell	Kim Villalobos	VEE-uh-lobos
Khylee Pepe	KY-lee pep-A (not pep-uh)		

SAN DIEGO STATE QUICK FACTS

GENERAL INFORMATION

Location: San Diego, Calif., 92182
 Founded: 1897
 Enrollment: 33,870
 Nickname: Aztecs
 School Colors: Scarlet and Black
 Affiliation: NCAA Division I
 Conference: Mountain West
 Home Arena (Capacity): Steve Fisher Court at Viejas Arena (12,414)
 President: Dr. Adela de la Torre
 Director of Athletics: John David Wicker

AZTEC BASKETBALL FACTS

First Year of Basketball: 1976-77
 All-Time Record: 687-643 (.517) / 45 seasons
 Postseason Appearances/NCAA Appearances: 12/9
 Last Postseason Appearance: 2013
 Lost to BYU (69-58) in WNIT Second Round

SDSU TEAM INFORMATION

2021-22 Record: 15-16 (.483)
 2021-22 MW Record/Finish: 8-10/7th
 2022 MW Tournament Record: 1-1
 2022 Final NCAA NET: 186
 Letterwinners Returning/Lost: 8/3
 Starters Returning/Lost: 4/1
 Newcomers: 6 (2 freshmen & 4 transfers)

AZTEC BASKETBALL STAFF

Head Coach: Stacie Terry- Hutson
 Alma Mater: UT Arlington, 1998
 Career Record/Years: 110-161/10th Year
 Basketball Office Phone: 619-594-4095
 Assistant Coaches:
 Jason Glover
 Second season at SDSU
 Alma Mater: Grand Canyon, 1985
 Kellie Lewis
 Second season at SDSU
 Alma Mater: Boise State, 1998
 Jon Silver
 Seventh season at SDSU (2nd as AC)
 Alma Mater: UCLA, 2009
 Player Development Coordinator: Mel Boscarino
 Second season at SDSU
 Alma Mater: Dominican University of California, 2016
 Director of Basketball Operations: Jordan Mottershaw
 Graduate Assistant: Kibrom Gebregziabher
 Athletic Trainer: Queenie Soriano
 Academic Advisor: Dr. Bre White
 Strength and Conditioning: Justin Landry

SDSU MEDIA RELATIONS

Women's Basketball SID: Ben Pearson
 E-mail: ben.pearson@sdsu.edu
 Office Phone: 619-594-5547

Season Accomplishments

- SDSU's 23-10 record is their best since the 2012-13 season. They began the year 9-1 which was their best start since 1995-96.
- The Aztecs have 15 wins by double-digits, eight by at least 20 points and four by 30.
- The Aztecs started 9-0 at home for the first time since 2008-09.
- The Aztecs had back-to-back 50+ point wins (San Diego Christian and Antelope Valley) for the first time since 1984.
- SDSU had 27 steals against San Diego Christian, their most in a game in the Mountain West era (2000-present).
- SDSU held San Diego Christian to 30 points, the lowest point total they've held an opponent to since 2015, also against San Diego Christian (60-25).
- The Aztecs' two 50+ point victories were their largest margin of victory since Dec. 18, 2007, a 91-33 win over Navy.
- SDSU's 89-55 win at Utah State (Dec. 31) was their largest margin of victory in a conference game since the 2012-13 season.
- The Aztecs' 89 points was their most in a Mountain West game in nearly four years (1-20-18 vs. New Mexico).
- In that game, SDSU shot 56.5% from the field, their best in a conference game in 12 years.
- Against UNLV, Asia Avinger became just the fourth Aztec in the MW era to have at least 25 points and six assists in a game.
- Against Seattle, Kim Villalobos became the first Aztec in five years (and just the sixth in the Mountain West era) to have at least seven made field goals, seven assists and three steals in a game.
- Sophia Ramos had 13 assists against San Jose State (Feb. 11), the most by an Aztec in 10 years (Chelsea Hopkins).
- Mercedes Staples was a perfect 6-for-6 from three against Southeastern Louisiana (Nov. 15), to become the first Aztec in the MW era to make six or more three-pointers without a miss.
- Abby Prohaska was 12-for-12 from the free throw line vs. Antelope Valley (Nov. 12), making her just the second Aztec in the Mountain West era to make at least 12 free throws without a miss (Sophia Ramos, 16-16 vs. New Mexico 1-29-20).
- Three different Aztecs have had double-doubles this year, Khylee Pepe, Abby Prohaska and Kim Villalobos. It was the first career double-double for Pepe and Prohaska.
- Alex Crain had seven steals against San Diego Christian, the most by an Aztec in a game since Dec. 19, 2013 (Ahjalee Harvey vs. Miami Ohio).
- The Aztecs received votes in the preseason USA Today Coaches poll.

Best Since...

Stat	Value	Best Since
Assist/TO Ratio	1.07	1983-84 (1.15)
3-Point Percentage	.361	1991-92 (.404)
Effective FG%	.489	At least 1999-2000*
3-Point % Differential	.082	At least 1999-2000*
Steals/Game	9.5	2008-09 (11.25)
TO/Game Differential	4.0	2008-09 (4.4)
Field Goal %	.440	2009-10 (.445)
Assists/Game	14.7	2009-10 (15.7)
Turnovers Forced/Game	17.8	2009-10 (19.4)
Assists/Game Differential	3.7	2009-10 (3.7)
Assist/FGs Made	.593	2010-11 (.627)
3-Point% Allowed	.279	2011-12 (.277)
Opponent Assist/TO Ratio	0.62	2011-12 (0.59)
Points Allowed	57.4	2012-13 (52.7)
FG% Allowed	.389	2012-13 (.337)
FG% Differential	.051	2012-13 (.094)
Win%	.697	2012-13 (.794)
Win Margin	8.8	2012-13 (15.6)

* The Mountain West era

SAN DIEGO STATE STREAKS

Most Consecutive Starts*^

	Consecutive	Total
Kim Villalobos	33	47
Yummy Morris	33	33
Sophia Ramos	32	137
Asia Avinger	19	57
Mercedes Staples	8	71
Alex Crain	0	17
Abby Prohaska	0	16
Khylee Pepe	0	5
Sarah Barcello	0	1

Most Consecutive Games*

	Consecutive	Total
Sophia Ramos	72	140
Kim Villalobos	41	83
Yummy Morris	33	33
Abby Prohaska	33	33
Asia Avinger	26	59
Khylee Pepe	26	56
Mercedes Staples	15	78
Sarah Barcello	4	32
Alex Crain	2	72
Meghan Fiso	0	32
Natalija Grizelj	0	10

Most Consecutive Games With A Point**^

	Consecutive	Total
Mercedes Staples	79	79
Sophia Ramos	71	139
Asia Avinger	59	59
Kim Villalobos	50	78
Yummy Morris	14	31
Meghan Fiso	9	15
Abby Prohaska	2	32
Alex Crain	0	47
Khylee Pepe	0	38
Sarah Barcello	0	18
Bailea Chynoweth	0	5

*SDSU totals only

^must have played in the game

SDSU RECORD IN 2022-23 WHEN...

Playing at home	15-2
Playing on the road	6-6
Playing at a neutral site	2-2
Playing a night game (5 p.m. or later)	13-4
Playing a day game	10-6
Leading or tied at the end of the 1st quarter	17-6
Trailing at the end of the 1st quarter	5-4
Leading or tied at halftime	18-5
Trailing at halftime	5-5
Leading or tied at the end of the 3rd quarter	18-1
Trailing at the end of the 3rd quarter	5-9
Leading or tied with 5:00 minutes remaining	19-0
Trailing with 5:00 minutes remaining	4-10
In overtime	0-0
Games decided by 5 points or less	4-3
Scoring less than 50 points	1-3
Scoring 50-59 points	4-3
Scoring 60-69 points	8-2
Scoring 70-79 points	5-2
Scoring 80 or more points	5-0
Opponent scores less than 50 points	9-0
Opponent scores 50-59 points	9-0
Opponent scores 60-69 points	4-4
Opponent scores 70-79 points	1-4
Opponent scores 80 or more points	0-2
FG% .500 or above	10-0
FG% .400-.499	7-6
FG% under .400	6-4
Opponent FG% .500 or above	0-5
Opponent FG% .400-.499	6-4
Opponent FG% under .400	17-1
Better shooting %	20-2
Worse shooting %	3-8
More FT attempts	11-3
Fewer FT attempts	11-5
Same FT attempts	1-2
More FTs made	12-2
Fewer FTs made	10-7
Same FTs made	1-1
More rebounds	13-2
Fewer rebounds	8-8
Same rebounds	2-0
More turnovers	4-3
Fewer turnovers	18-7
Same turnovers	1-0
More assists	16-3
Fewer assists	7-3
Same assists	0-4
More steals	19-6
Fewer steals	6-2
Same steals	0-0
Have 20+ point scorer	6-3
Don't have 20+ point scorer	17-7
Have 0-1 players with 10+ points	0-1
Have 2 players with 10+ points	5-2
Have 3 players with 10+ points	7-4
Have 4 or more players with 10+ points	11-3

SDSU STREAKS

Last 5 games	2-3
Last 10 games	5-5
Longest winning streak	7
Longest losing streak	2
Current streak	Lost 1

Opponent Notebook (UC Irvine)

- The Anteaters are 24-6 and went 16-2 in the Big West to win the regular season title.
- They are ranked No. 118 in the NET.
- They are 12-2 on the road.
- They allow just 53.3 points per game, ninth in the country.
- They are also in the top 30 nationally in steals per game (22nd, 10.1), free throw percentage (28th, 77.2%) and turnovers forced per game (29th, 19.5).
- Like the Aztecs, they have balanced scoring with six players averaging between 8.0 and 12.0 points per game.
- Hunter Hernandez and Naomi Hunt both average double-digit points.
- They lost to Cal State Bakersfield in the quarterfinals of the Big West tournament 61-59 in double overtime. Prior to that, they had won seven in a row.
- Head coach Tamara Inoue (7th season) was the 2020-21 Big West co-coach of the Year. She has led the Anteaters to back-to-back 20-win seasons while making the WNIT each year.

All-time Series (UC Irvine)

- San Diego State leads the all-time series 21-8
- SDSU is 9-6 against the Anteaters in San Diego.
- They have played four times since 2017 with the road team winning each game.
- Six of the last seven meetings have been decided by single-digits.
- 19 of their 29 meetings were between 1977 and 1991.

Keys to Success

Aztecs Record When...

Stat	Record
Leading with five minutes left	19-0
Holding opponent under 60 points	18-0
Leading at the end of the 3rd	18-1
Holding opponent under 40% on FGs	17-1
Having better FG%	20-2
Making more free throws	12-2
Having more rebounds	12-2
Having more assists	16-3
Scoring 70 or more points	10-2
Scoring 60 or more points	18-4
Leading at the half	18-4

Postseason Notes

- This is the 13th time that SDSU has played in the postseason and third time they have played in the WNIT.
- The Aztecs are 3-2 all-time in the WNIT and 1-0 at home.
- SDSU advanced to the 1989 WNIT championship game after wins over Radford (99-92, 2 OT) and Murray State (97-81). The Aztecs lost in the championship game to Oregon 67-64.
- SDSU's last WNIT appearance was 2013 where they beat UC Santa Barbara 69-46 at home before losing at BYU 69-58.

UC IRVINE ALL-TIME SERIES

San Diego State leads 21-8

Record at SDSU	9-6
Record at UCI	11-2
Record at Neutral	1-0
Most Points SDSU	93, 1977
Most Points UCI	82, 1986
Largest Margin SDSU	46, 1987
Largest Margin UCI	13, 1986
Longest SDSU Win Streak	7
Longest UCI Win Streak	2
Current Streak	SDSU 1
12-16-77	H.....W.....93-55
12-19-78	H.....W.....69-54
2-24-79	A.....W.....54-53
12-8-79	H.....W.....67-66
12-17-79	A.....W.....47-42
1-18-82	A.....L.....56-58
2-15-82	H.....W.....64-60
1-30-86	A.....W.....57-52
2-15-86	H.....L.....69-82
3-6-86	N.....W.....73-56
1-3-87	H.....L.....48-50
1-26-87	A.....L.....53-55
1-9-88	H.....W.....91-45
2-4-88	A.....W.....59-55
1-5-89	A.....W.....78-47
2-13-89	H.....W.....85-62
1-27-90	H.....W.....67-39
2-22-90	A.....W.....67-54
12-17-91	H.....W.....70-49
12-4-02 (ot)	H.....L.....58-61
12-2-03	A.....W.....51-40
11-13-09	A.....W.....64-42
11-23-10	H.....L.....66-68
12-16-11	A.....W.....76-57
11-14-12	H.....W.....63-53
12-8-17	H.....L.....65-67
12-7-18	A.....W.....78-70
12-19-20	H.....L.....55-66
11-14-21	A.....W.....68-60

2022-23 MOUNTAIN WEST STANDINGS

As of March 15

	MW	Overall
UNLV	18-0	31-2
Wyoming	13-5	22-10
San Diego State	12-6	23-10
New Mexico	12-6	20-12
Colorado State	12-6	20-11
Boise State	11-7	17-16
Air Force	8-10	13-18
Nevada	6-12	10-21
Fresno State	3-15	10-22
San José State	3-15	6-25
Utah State	1-17	4-26

AZTECS VS. THE MOUNTAIN WEST

Air Force	38	15
Boise State	12	13
Colorado State	33	32
Fresno State	31	25
Nevada	16	14
New Mexico	34	40
San José State	26	10
UNLV	29	38
Utah State	13	7
Wyoming	30	36
Total	262	230

AZTECS TOP 100 IN THE NATION

As of March 15

Category	Value	Rank
Team		
3-Point %	.361	21st
Scoring Defense	57.4	30th
3-Point % Defense	.279	35th
Turnover Margin	+3.97	36th
FG%	.440	46th
Steals/Game	9.5	48th
Assist/TO Ratio	+1.07	53rd
Turnovers/Game	13.8	62nd
Scoring Margin	8.8	67th
Winning %	69.7	72nd
Turnovers Forced/Game	17.76	73rd
Assists/Game	14.7	78th

Category	Player	Value	Rank
Individual			
3-Point %	Mercedes Staples	.471	4th
Assists/Game	Asia Avinger	4.3	74th
Steals/Game	Asia Avinger	2.11	82nd
Assist/TO Ratio	Asia Avinger	1.78	88th
Assists	Sophia Ramos	125	90th
Assist/TO Ratio	Sophia Ramos	1.76	92nd

Player Notes

- Asia Avinger (Cerritos, Calif.) is one of five players in the nation to average at least 11 points, four assists and two steals per game while shooting at least 45 percent from the field.
- Sarah Barcello's (Phoenix, Ariz.) shot 45 percent from three in conference play.
- Alex Crain (McKinney, Texas) shot 38 percent from three in conference play.
- Yummy Morris (North Little Rock, Ark.) surpassed 800 points for her career vs. UNLV. She has scored in double-digits in 11 of the last 13 games and is second on the team with 19 games with 10 or more points.
- 43.4% of Khylee Pepe's (Long Beach, Calif.) rebounds are on the offensive end, by far the most on the team.
- Abby Prohaska is shooting 87.5 percent from the free throw line. That would be the fourth best in a season in school history (minimum 50 attempts).
- Sophia Ramos (San Antonio, Texas) was named to the Mountain West All-Tournament Team. In SDSU's two games she averaged 16.0 points, 4.5 rebounds, and 6.0 assists while shooting 50 percent from the field and from three. She had just two turnovers in her 73 minutes.
- Mercedes Staples (Centerville, Utah) has eight games this season with at least four made threes.
- Kim Villalobos (Los Angeles) is one of just six Aztecs in the Mountain West era (1999-2023) to have at least 600 points and 400 rebounds in her career while shooting at least 45 percent from the floor.

Sophia Ramos Climbing the Charts (Career Stats)

Ramos is the only player in the nation, and the only Aztec ever, with career totals of at least 1,800 points, 600 rebounds and 500 assists.

Stat	SDSU Rank	Total	Next Up
Games	1st	140	
Points	2nd	1,952	Judy Porter (1980-83), 2,318
Assists	2nd	536	Quenese Davis (2010-13), 670
Made FGs	2nd	678	Judy Porter (1980-83), 882
3-Point FGs	2nd	216	Jamey Cox (2000-03), 249
3-Point FG Att.	2nd	600	Jamey Cox (2000-03), 733
Made FTs	2nd	380	Judy Porter (1980-83), 564
FG Attempts	2rd	1,680	Judy Porter (1980-32), 1,685
FT Attempts	5th	466	Michelle Suman (1992-95), 477
3-Pt FG%	7th	.360	Isabela Hernandez (2020-22), .360
Rebounds	7th	699	Michelle Suman (1992-95), 759

Other Milestones to Watch

Player	Stat	Total	Needed for Milestone
Asia Avinger	Steals	94	6 Steals to 100
Yummy Morris	Points	796	4 Points to 800
Yummy Morris	Rebounds	478	22 Rebounds to 500
Sophia Ramos	Rebounds	699	1 Rebound to 700
Kim Villalobos	Steals	95	5 Steals to 100

2023 Postseason WNIT



CAREER HIGHS

Points
15, vs. Antelope Valley (11-12-22)

Rebounds
13, vs. San Diego Christian (11-9-22)

Assists
3, Twice
Last: at Utah State (12-31-22)

Steals
3, at Boise State (2-5-22)

Blocks
2, Twice
Last: vs. San Jose State (1-28-23)

Field Goals
5, Twice
Last vs. Antelope Valley (11-12-22)

Field Goal Attempts
11, vs. Antelope Valley (11-12-22)

3-Point Field Goals
1, Three times
Last: at Utah State (12-31-22)

3-Point Field Goal Attempts
2, Twice
Last: at Utah State (12-31-22)

Free Throws
5, Twice
Last: vs. Miami Ohio (12-20-22)

Free Throw Attempts
7, vs. Antelope Valley (11-12-22)

MISC. CAREER STATS

Double-figure scoring games: 3

Double-figure rebounding games: 2

Double-Doubles: 1



#0 KHYLEE PEPE

Sophomore
5-11
Guard/Forward
Long Beach, Calif.
Bishop Montgomery HS

As a Freshman (2021-22)

Appeared in 25 games while starting the last five... Averaged 2.7 points and 2.0 rebounds in 10.2 minutes per game... Scored season high 11 points on 5-for-7 shooting against Fresno State (2-19-22)... Had season-high in rebounds (10) and minutes (21) at Boise State (2-5-22).

High School

A consensus four-star recruit, ranked No. 83 in the country by espnW, Pepe was a four-time all-state selection in California and two-time league MVP and was recruited by numerous power five programs... In her senior year, she earned her third First-Team All Del Rey League selection and helped her school win a league championship and made the CIF-SS quarterfinals... As a junior, averaged 17 points, eight rebounds, four assists and three steals and had 10 games with 20 or more points... Tied a school record with 41 points in a game... As a sophomore, averaged 15 points per game... Attended Mater Dei High School as a freshman where she averaged 11.7 points, 6.5 rebounds and 3.6 assists and was a Second Team All-County selection while helping the Monarchs win the Trinity League and finish fourth in the CIF-SS Open Division.

Personal

Khylee-Jade Tulimalefo'i Pepe was born in Long Beach, Calif... Comes from an athletic family, having four relatives who played football: brother Kobe (USC), father Paapaa (Humboldt State), uncles Jesse (San Francisco 49ers) and Roman (Oregon State)... Enjoys playing volleyball, reading and swimming... Lists running back James Conner as her favorite athlete... Majoring in communication.

CAREER STATISTICS

Season	gp-gs	min/avg	Total		3-Point		F-Throws		Rebounds				Scoring							
			fg-fga	pct	fg-fga	pct	ft-fga	pct	off	def	tot	avg	pf	fo	ast	to	blk	stl	pts	avg
2021-22	25-5	256/10.2	26-80	.325	1-2	.500	14-24	.583	47	25	72	2.9	46	1	5	18	3	18	67	2.7
2022-23	31-0	412/13.3	32-101	.317	2-14	.143	27-40	.675	33	43	76	2.5	55	2	20	31	12	18	93	3.0
TOTAL	56-5	668/11.9	58-181	.320	3-16	.188	41-64	.641	80	68	148	2.6	101	3	25	49	15	36	160	2.9

CAREER HIGHS

Points
30, vs. Boise State (1-15-22)

Rebounds
9, Twice
Last: at Boise State (2-5-22)

Assists
9, Three times
Last: at New Mexico (2-4-23)

Steals
5, Twice
Last: at New Mexico (2-4-23)

Blocks
1, Many times
Last: at Nevada (2-9-23)

Field Goals
12, vs. UNLV (1-7-23)

Field Goal Attempts
21, vs. Colorado State (1-3-22)

3-Point Field Goals
2, Many times
Last vs. Georgia (12-21-22)

3-Point Field Goal Attempts
6, vs. Georgia (12-21-22)

Free Throws
9, vs. Boise State (1-15-22)

Free Throw Attempts
10, Three times
Last: vs. Boise State (3-6-22)

MISC. CAREER STATS

Double-figure scoring games: 37

20 point scoring games: 7

Double-figure rebounding games: 0



#1 ASIA AVINGER

Sophomore
5-7
Guard
Cerritos, Calif.
Rosary HS

- Mountain West All-Freshman Team (2021-22)**
- Preseason Mountain West Freshman of the Year (2020-21 & 2021-22)**
- Mountain West All-Academic Team (2020-21 & 2021-22)**
- Mountain West Freshman of the Week (Jan. 10, 2022 & Jan. 17 2022)**

As a Redshirt Freshman (2021-22)

Named to the Mountain West All-Freshman Team after averaging 12.0 points and 3.9 assists, both of which were tops in the conference among freshmen... Started 30 games and averaged 30.2 minutes... Led SDSU in free throws made (96) and attempted (129)... Scored in double-digits 20 times and topped 20 points on three occasions... Scored 30 points on 10-for-12 shooting against Boise State (1-15-22) to become the first Aztec freshmen to reach 30 points in the Mountain West era... Won the Mountain West Freshman of the Week award twice... Led the Aztecs in assists 22 times... Was SDSU's top scorer eight times... Had nine rebounds in a game twice... Had nine assists at New Mexico (1-9-22)... Was the Mountain West Preseason Freshman of the Year for the second straight year (missed 2020-21 season due to injury).

As a Freshman (2020-21)

Was named the Mountain West Preseason Freshman of the Year but then suffered an injury that caused her to miss the entire season.

High School

One of the nation's best combo guards according to espnW, Avinger comes to SDSU as a four-star recruit ranked No. 56 in the nation according to ESPN, the highest ranked recruit under Stacie Terry-Hutson... A three-time All-CIF Southern Section pick, she was ranked as the No. 16 point guard in the nation by espnW... Following her senior year, she was named the Orange County Register's Female Athlete of the Year and to the MaxPreps All-California First Team. She was also named the Trinity League MVP and the Orange County Player of the Year... Averaged 13.8 points, 6.3 rebounds and 4.0 assists as a senior... Helped lead Rosary HS to the 2020 CIF Southern California DI Regional championship before the tournament was suspended by COVID-19... As a junior averaged 12.1 points, 7.7 rebounds and 6.3 assists and helped guide Rosary HS to a 27-8 record and the 2019 CIF State Division One championship... Avinger scored 24 points in the championship game and took home MVP honors... Following her junior year, she was named to the MaxPreps All-California Third team, the CIF Orange County First Team, the Los Angeles Times All-Area Team and the Orange County Register All-County First Team... As a sophomore she attended Los Alamitos HS who won the Sunset League and was named the league's MVP... Helped Los Alamitos reach the CIF DI semi-finals... Was named to the Sunset League First Team as a freshman... Received recruiting interest from over 20 DI schools... Also competed in track and field... Received the Rosary HS Scholar Athlete Award for the 2018-19 school year.

Personal

Born in Long Beach, Calif. to Nicole and Skinner Avinger... Her father played football at Portland State... Enjoys playing and watching football, going to the beach, swimming, trampoline parks and watching movies... Worked at the Mamba Academy as a coaching assistant... Lists Steve Nash as her favorite athlete... Majoring in interdisciplinary studies.

CAREER STATISTICS

Season	gp-gs	min/avg	Total		3-Point		F-Throws		Rebounds				Scoring							
			fg-fga	pct	fg-fga	pct	ft-fta	pct	off	def	tot	avg	pf	fo	ast	to	blk	stl	pts	avg
2021-22	31-30	935/30.2	134-354	.379	7-36	.194	96-129	.744	33	112	145	4.7	93	1	121	94	1	35	371	12.0
2022-23	28-27	843/30.1	130-266	.489	13-41	.317	56-90	.622	12	86	98	3.5	91	3	121	68	6	59	329	11.8
TOTAL	59-57	1778/30.1	264-620	.426	20-77	.260	152-219	.694	45	198	243	4.1	184	4	242	162	7	94	700	11.9

CAREER HIGHS

Points
32, vs. New Mexico (1-29-20)

Rebounds
14, vs. Boise State (2-15-20)

Assists
13, at San Jose State (2-11-23)

Steals
5, Three times
Last: at San Diego (12-5-20)

Blocks
3, Twice
Last: vs. Nevada (1-5-23)

Field Goals
10, Twice
Last: at CSUN (12-9-18)

Field Goal Attempts
27, at Colorado State (12-8-20)

3-Point Field Goals
7, at CSUN (12-9-18)

3-Point Field Goal Attempts
13, at CSUN (12-9-18)

Free Throws
16, vs. New Mexico (1-29-20)

Free Throw Attempts
16, vs. New Mexico (1-29-20)

MISC. CAREER STATS
Double-figure scoring games: 113

20 point scoring games: 21

Double-figure rebounding games: 10

Double-figure assist games: 2

Double-Doubles: 10



#2 SOPHIA RAMOS

Senior
5-9
Guard
San Antonio, Texas
Incarnate Word HS

All-Mountain West Honorable Mention (2021-22) | Preseason All-Mountain West Team (2020-21) | All-Mountain West Team (2019-20) | Mountain West All-Freshman Team (2018-19) | Mountain West All-Tournament Team (2019) | Mountain West All-Academic Team (2019-20 & 2020-21) | Three-time Mountain West Player of the Week | Raising the B.A.R. All-Tournament Team

As a Senior (2021-22)

An All-Mountain West honorable mention selection after averaging 14.9 points, 5.2 rebounds, 3.3 assists and 2.0 steals per game... Finished the year with 1,554 career points, the fifth most in school history... Scored in double-digits in 28 of SDSU's 31 games... Led SDSU in scoring 16 times and in steals 21 times... Scored 20 or more points five times, including back-to-back games with 27 points... Had two double-doubles... Became the first Aztec ever to total over 1,500 points, 500 rebounds and 400 assists in a career... Led SDSU with a 75.3 free throw percentage... Her 2.0 steals per game were the second most in the Mountain West... Set career-highs for made threes (59), three-point percentage (.369), assist-to-turnover ratio (1.45), turnovers per game (2.3), steals (63) and points (462)... Averaged 37.2 minutes per game, the 14th most in the nation.

As a Junior (2020-21)

Limited to 13 games due to a midseason injury... Led the team in scoring (15.7 ppg), assists per game (3.4), steals per game (1.6) and minutes per game (32.8)... Made a team-high 51 free throws while shooting a career-best 85 percent from the line (51-60)... Was third on the team with 4.8 rebounds per game... Scored in double-digits in 11 of the 12 games she finished... Led the team in scoring seven times and in assists eight times... Scored 20 or more points five times... Was averaging 20.2 points per game through the first five games before suffering an injury that kept her out for two months... Had two double-doubles in her first four games... Had a career-best 10 assists vs. UNLV (2-16-21)... Named Mountain West Player of the Week after averaging 19.5 points and 9.5 rebounds in the first week of the season... Ramos eclipsed 1,000 career points to become just the 13th Aztec to accomplish that in three seasons or less and the 10th to do it in 70 or fewer games... Played 30 or more minutes in all but one game that she finished... Selected to the preseason All-Mountain West Team.

As a Sophomore (2019-20)

Named to the All-Mountain West Team after averaging 14.3 points, 6.5 rebounds and 3.8 assists... Started all 31 games, averaging 36.7 minutes per game, second in the conference and 18th in the nation... Had 23 games with 10 or more points and led the Aztecs in scoring eight times... Became the first SDSU guard to lead the Aztecs in rebounding since 2013 (Chelsea Hopkins)... Led the team in rebounds 12 times, had four games with 10 or more rebounds and three double-doubles... Led the team in assists 18 times and in steals 17 times... Was 113-for-136 from the line (.831), the second-best FT percentage in the conference and eighth-best in school history... Her 113 free throws were the 10th-most in a single-season in program history... Was second on the team in made three-pointers (37)... Had three games with at least 20 points, 10 rebounds and five assists, tied for the third-most in the nation... Scored 20 or more points six times and topped 30 points twice... Had 32 points and 11 rebounds vs. New Mexico (1-29-20) while shooting a perfect 16-for-16 from the line (including the game-winner). Her 16 made free throws tied a school record and made her one of three players in the nation to make at least 16 free throws in a game without a miss... Ramos earned Mountain West Player of the Week honors twice and was the College Sports Madness National High-Major Player of the Week following the New Mexico game... Had 25 points, 14 rebounds and five assists against Boise State (2-15-20) to become the first Aztec (male or female) to reach those totals in a game in the Mountain West era (1999-present)... Had 30 points on 9-for-14 shooting with eight rebounds at California Baptist (12-19-19)... Led the team with 41 steals and had four games with three or more steals and had a career-high five takeaways vs. UNLV (1-25-20)... Played at least 30 minutes in all but one game and topped 35 minutes 24 times including in each of the last nine games.

As a Freshman (2018-19 Season)

Hit the ground running as a true freshman, leading the team in scoring (13.9 ppg), assists (4.5 apg) and three-point percentage (.362)... Started 31 of 32 games and averaged 34.0 minutes, second on the team and fifth in the MW... Was second on the team with 4.4 rebounds and 1.3 steals per game... Was named to the Mountain West all-freshman team after leading all MW freshmen in scoring and assists... Averaged the most points and assists by a SDSU freshman since 1992... Became the first Aztec (of any class) to lead the team in points and assists since 1997... Was the only true freshman in the nation to average 13.0 points, 4.0 rebounds and 4.5 assists per game... Shot 44.3 percent from the field, best on the team (min. 100 made FG)... Was 80 percent (68-85) from the FT line, seventh-best in the MW... Led the team with a 1.3 assist-to-turnover ratio, which was the second-best among freshmen in the MW... Named to the Mountain West all-tournament team after averaging 16.7 points and committing just two turnovers across three games and 112 minutes... Scored 10 or more points in 27 of SDSU's 32 games... Led the team in assists 25 times... Scored 28 points at CSUN (12-9-18), including seven three-pointers (six in the fourth quarter), with seven rebounds and six assists. Her six threes in the fourth quarter set a school record.

At Incarnate Word High School

A four-star recruit according to Prospects Nation... She scored over 2,000 career points at Incarnate Word High School in San Antonio, where she was a four-time (TAPPS) All-State and All-District first-team pick... Two-time Express News Super Team member... Four-time Express News All-Area Private Schools MVP... As a senior averaged 22.4 points, 6.2 rebounds, 4.1 assists and 3.7 steals and was named to the TAPPS 6A state all-tournament team... As a junior, averaged 16.6 points, 8.2 rebounds, 4.2 assists and 2.9 steals per game, leading Incarnate Word to a 27-6 record.

Personal

Born in San Antonio to Nicola and Gavino Ramos...Enjoys swimming, traveling and playing tennis... Graduated in the spring of 2022 with a B.A. in kinesiology while minoring in psychology and is now working towards a Master's in Education with a concentration in counseling.

CAREER STATISTICS

Season	gp-gs	min/avg	Total			3-Point		F-Throws			Rebounds				Scoring					
			fg-fga	pct	ft-fra	pct	off	def	tot	avg	pf	fo	ast	to	blk	stl	pts	avg		
2018-19	32-31	1089/34.0	168-379	.443	42-116	.362	68-85	.800	20	122	142	4.4	56	0	144	111	14	43	446	13.9
2019-20	31-31	1139/36.7	146-368	.397	37-115	.322	113-136	.831	16	185	201	6.5	58	0	119	100	11	41	442	14.3
2020-21	13-12	427/32.8	68-174	.391	17-50	.340	51-60	.850	6	56	62	4.8	21	0	45	35	4	21	204	15.7
2021-22	31-31	1153/37.2	168-428	.393	59-160	.369	67-89	.753	12	148	160	5.2	64	0	103	71	7	63	462	14.9
2022-23	33-32	1078/32.7	128-331	.387	61-159	.384	81-96	.844	12	122	134	4.1	67	0	125	71	10	49	398	12.1
TOTAL	140-137	4886/34.9	678-1680	.404	216-600	.360	380-466	.815	66	633	699	5.0	266	0	536	388	46	217	1952	13.9

CAREER HIGHS

Points
15, vs. UC Irvine (12-19-20)

Rebounds
N/A

Assists
1, vs. [2] New Mexico (3-7-22)

Steals
1, Four times
Last: vs. Boise State (1-15-22)

Blocks
N/A

Field Goals
5, vs. UC Irvine (12-19-20)

Field Goal Attempts
12, vs. UC Irvine (12-19-20)

3-Point Field Goals
5, vs. UC Irvine (12-19-20)

3-Point Field Goal Attempts
12, vs. UC Irvine (12-19-20)

Free Throws
2, vs. Utah State (1-13-22)

Free Throw Attempts
2, Twice
Last: at Boise State (2-5-22)

MISC. CAREER STATS

Double-figure scoring games: 1

Double-figure rebounding games: 0



#4 BAILEE CHYNOWETH

Junior
5-11
Guard
Austin, Texas
Westlake HS

Mountain West Scholar-Athlete (2020-21) & 2021-22
Mountain West All-Academic Team (2020-21)

As a Sophomore (2021-22)

Appeared in nine games, averaging 6.4 minutes in those contests... Scored in two games, hitting a three pointer against Nevada (1-19-22) and a pair of free throws against Utah State (1-13-22)... Played season high 17 minutes vs. Nevada... Earned scholarship midway through the season.

As a Freshman (2020-21)

Appeared in 10 games and made one start while averaging 9.9 minutes per game... Averaged 2.6 points per game... Came off the bench to score 15 points on five three-pointers against UC Irvine (12-19-20).. Earned the start in the following game and scored nine points in a season-high 31 minutes.

High School

Attended Westlake HS in Austin, Texas for her final three years of high school, earning All-District First Team honors all three years.... As a senior, was named to the TGCA All-State team and to the All-Region team and also earned her district's Defensive MVP award... As a junior, earned her team's defensive MVP award... As a sophomore, was named her team's offensive MVP... Helped her school win the district championship three years in a row, only losing one game in district over than span... A three-time academic award winner... Attended Edmonds Woodway HS in Edmonds, Wash. her freshmen season.

Personal

Born in Seattle, Wash. to Erika and Vic Chynoweth... Grew up in Edmonds, Wash. before moving to Austin, Texas prior to her sophomore year in high school... Lists Diana Taurasi as her favorite athlete... Plans to major in industrial and organizational psychology.

CAREER STATISTICS

Season	gp-gs	min/avg	Total		3-Point		F-Throws		Rebounds				Scoring							
			fg-fga	pct	fg-fga	pct	ft-fa	pct	off	def	tot	avg	pf	fo	ast	to	blk	stl	pts	avg
2020-21	10-1	99/9.9	9-32	.281	8-31	.258	0-0	.000	0	0	0	0.0	2	0	0	2	0	3	26	2.6
2021-22	9-0	58/6.4	1-14	.071	1-13	.077	2-4	.500	0	0	0	0.0	9	0	1	2	0	1	5	0.6
TOTAL	19-1	157/8.3	10-46	.217	9-44	.205	2-4	.500	0	0	0	0.0	11	0	1	4	0	4	31	1.6

CAREER HIGHS

Points
26, vs. Incarnate Word (11-25-20)*

Rebounds
9, Three times
Last: vs. New Mexico (3-6-23)

Assists
5, vs. Kansas (1-10-22)*

Steals
3, Many times
Last: vs. Seattle (11-25-22)

Blocks
4, Twice
Last: vs. Oral Roberts (12-22-20)*

Field Goals
12, vs. Incarnate Word (11-25-20)*

Field Goal Attempts
17, vs. Incarnate Word (11-25-20)*

3-Point Field Goals
N/A

3-Point Field Goal Attempts
N/A

Free Throws
6, vs. Southern (12-16-18)*

Free Throw Attempts
10, vs. Southern (12-16-18)*

MISC. CAREER STATS

Double-figure scoring games: 33

Double figures scoring games (at SDSU): 19

Double-figure rebounding games: 0

* While at TCU



#5 YUMMY MORRIS

Senior

6-2

Forward

North Little Rock, Ark.

North Little Rock HS

Mountain West Player of the Week (Nov. 28, 2022)

Two-time All-Big-12 All-Academic Second Team

At TCU (2018-22)

Morris appeared in 107 games at TCU while making 23 starts... Averaged 4.6 points and 3.1 rebounds per game while shooting 45.8 percent from the floor and 75.4 percent from the line... As a senior, appeared in 28 games and made seven starts, averaging 5.1 points and 3.2 rebounds per game... In her junior year (2020-21) started 16 games and averaged 7.4 points, 4.5 rebounds while shooting 50.7 percent from the field and 87.2 percent from the line with a team-high 21 blocks... Scored a career-high 26 points against Incarnate Word... Was a two-time All-Big 12 Academic Second Team selection and graduated from TCU with a degree in fashion merchandising.

High School

Was a four-star prep prospect out of North Little Rock High School where she was ranked No. 74 in the nation by ESPN HoopGurlz... Helped her school win the 7A state championship as a sophomore and senior and make the championship game as a junior... Averaged 13.6 points and 11.2 rebounds as a senior and 14.5 points, 10.2 rebounds and 3.4 blocks as a junior... Earned multiple All-State First Team honors.

Personal

Yo'Myris "Yummy" Morris was born in Detroit, Michigan... She is the adopted sister of current Aztec Alex Crain, who also transferred from TCU... Lists LeBron James as her favorite athlete... Aspires to own a clothing brand that represents the taller community... Pursing a master's in liberal arts and sciences.

Season	gp	pts	Total		3-Point		F-Throws		Rebounds				Scoring							
			fg	pta	fg	pta	fg	pta	off	def	tot	avg	pts	reb	blk	stl				
2018-19*	25-8	178	24-51	471	0-0	0	38-41	752	19	34	53	2.1	26	0	3	22	18	6	78	3.1
2019-20*	29-8	255	37-86	432	0-0	0	14-20	700	37	39	76	2.6	46	0	7	27	16	13	88	3.0
2020-21*	25-16	482	76-150	507	0-0	0	34-39	822	36	77	113	4.5	55	1	17	39	21	10	186	7.4
2021-22*	28-7	456	59-141	418	0-0	0	26-38	684	30	68	98	3.2	57	1	41	51	14	15	144	5.1
2022-23	32-32	828	127-226	528	0-0	0	46-68	676	45	95	148	4.6	68	1	16	51	34	23	380	9.4
TOTAL	32-32	828	127-226	528	0-0	0	46-68	676	45	95	148	4.6	68	1	16	51	34	23	380	9.4
All*	138-55	2183	323-664	486	0-0	0	150-206	738	167	305	472	3.4	292	3	84	190	103	67	796	5.7

at TCU



#11 JAIDA BROOKS

Freshman

5-6

Guard

Phoenix, Ariz.

PHH Prep

High School

Attended PHH Prep where she played alongside five other DI commits... Averaged 12.1 points, 4.5 assists, 3.0 rebounds and 2.6 steals as a senior and 12 points, six assists, four rebounds and two steals as a junior, helping her school go 38-3 In the 2018-19 season, she averaged 14.8 points, 2.7 steals and 2.6 assists per game while helping Mountain Pointe High School go 20-9 and 8-2 in league.

Personal

Born in Las Vegas to Alyssa and Eugene Brooks... Lists LeBron James as her favorite athlete... Majoring in business.

CAREER HIGHS

Points
24, Twice
Last: Air Force (1-22-21)

Rebounds
13, at Colorado State (12-10-20)

Assists
6, Three times
Last: vs. San Jose State (2-16-22)

Steals
4, Twice
Last: vs. San Diego Christian (11-9-22)

Blocks
2, at Boise State (2-5-22)

Field Goals
10, Air Force (1-22-21)

Field Goal Attempts
17, vs. Utah State (1-14-21)

3-Point Field Goals
6, Twice
Last: vs. Southeastern La. (11-15-22)

3-Point Field Goal Attempts
13, at New Mexico (2-4-23)

Free Throws
4, Many times
Last: vs. Colorado State (1-3-22)

Free Throw Attempts
6, vs. Utah State (1-14-21)

MISC. CAREER STATS


Career double-figure scoring games: 47

Double-figure scoring games at SDSU: 44

Career 20 point scoring games (all at SDSU): 7

Career double-figure rebounding games (all at SDSU): 5

Career double-doubles (all at SDSU): 3



#12 MERCEDES STAPLES

Senior
5-10
Guard
Centerville, Utah
Minnesota/Viewmont HS

Mountain West Scholar-Athlete (2020-21 & 2021-22)
Mountain West All-Academic Team (2020-21 & 2021-22)

As a Senior (2021-22)

Started 28 games and averaged 10.3 points, 4.0 rebounds and 2.0 assists... Set career-highs in field goal (.428) and three-point percentage (.392)... Scored in double-digits 16 times and topped 20 points on three occasions... Scored a season-high 21 points vs. Fresno State (2-19-22)... Had 20 points behind 6-of-9 shooting from three against Furman... Tied a career-high with six assists against San Jose State (2-16-22)... Ended year with a 37.7 career three-point percentage as an Aztec, the fifth best in program history... Averaged a career-high 33.8 minutes per game, the second most on the team... Played in 30 or more minutes in all but four games.

As a Junior (2020-21)

The only Aztec to start all 24 games, Staples averaged 11.5 points, a team-high 6.4 rebounds and 2.0 assists... Led the team with 29 made three-pointers while shooting 35.8 percent from deep... Scored in double-figures 13 times, tied for the team lead... Had three double-doubles and four games with 10 or more rebounds... Led the Aztecs in rebounding 13 times and in scoring eight times... Scored 20 or more points three times... Scored a career-high 24 points in back-to-back games... Second on the team in minutes per game (32.7)... Shot 82.1 percent from the free throw line (32-39)... Second on the team in assists (49) and steals (22).

At Minnesota (2018-19)

Staples appeared in 25 games and made two starts for the Golden Gophers as a freshman (2018-19) while averaging 3.4 points in 14.8 minutes... Had the best game of her career against Northern Iowa in the 2019 WNIT when she made four three-pointers, scored 14 points and dished out six assists... She appeared in eight games (one start) as a sophomore (2019-20) before deciding to transfer... Averaged 14.2 minutes, 2.6 points and 1.1 rebounds.

At Viewmont High School

A four-star 2018 recruit out of Viewmont High School in Bountiful, Utah, Staples was ranked as the No. 64 player in the country by ESPN.com... As a senior, averaged 22.4 points, 4.3 assists, 3.8 rebounds and 2.8 steals and helped her school reach the Class 5A quarterfinals... After the season was named a First Team All-State selection by the Salt Lake Tribune... Staples was a starter on varsity all four years and increased her scoring average from 11.8 points per game as a freshman to 16.6 as a sophomore and 18.1 as a junior... Was a three-time Class 5A All-State selection... Helped Viewmont High School reach the state championship game as a junior... Was recruited by LSU, Kansas State, Missouri, Clemson, Utah and Texas Tech before deciding to attend Minnesota... Also played soccer for two seasons as a center midfielder.

Personal

Born in Salt Lake City to Janet and Darin Staples... Hopes to be a coach when her playing career is over... Lists Diana Taurasi as her favorite player... Graduated in the spring of 2022 with a B.A. in interdisciplinary studies and is now working on a master of arts in liberal arts and sciences.

CAREER STATISTICS

Season	gp-gs		Total		3-Point		F-Throws		Rebounds				Scoring							
	gp	gs	fg-fga	pct	fg-fga	pct	ft-fa	pct	off	def	tot	avg	pts	fo	ast	to	blk	stl	pts	avg
2018-19*	25	2	32-94	.340	18-56	.321	4-7	.571	1	31	32	1.3	86	0	27	23	2	20	86	3.4
2019-20*	8	1	8-29	.276	3-14	.214	2-3	.667	2	7	9	1.1	21	0	7	5	1	8	21	2.6
2020-21	24	24	107-270	.396	29-81	.358	32-39	.821	14	140	154	6.4	275	0	49	48	4	22	275	11.5
2021-22	28	28	116-271	.428	40-102	.392	17-25	.680	8	104	112	4.0	289	0	55	35	5	31	289	10.3
2022-23	26	19	102-219	.466	57-121	.471	13-19	.684	9	98	107	4.1	274	0	44	29	1	35	274	10.5
TOTAL	78	71	325-760	.428	126-304	.414	62-83	.747	31	342	373	4.8	838	0	148	112	10	88	838	10.7
All*	111	74	365-883	.413	147-374	.393	68-93	.731	34	380	414	3.7	945	0	182	140	13	116	945	8.5

*at Minnesota

CAREER HIGHS

Points
13, vs. Nevada (2-9-22)

Rebounds
5, vs. Seattle (11-25-22)

Assists
3, vs. Nevada (2-9-22)

Steals
2, vs. San Diego Christian (11-9-22)

Blocks
N/A

Field Goals
4, Three times
Last: vs. Seattle (11-25-22)

Field Goal Attempts
9, Twice
Last: vs. San Diego Christian (11-9-22)

3-Point Field Goals
2, vs. Nevada (2-9-22)

3-Point Field Goal Attempts
4, vs. Nevada (2-9-22)

Free Throws
5, vs. Nevada (2-9-22)

Free Throw Attempts
6, vs. Nevada (2-9-22)

MISC. CAREER STATS

Double-figure scoring games: 2

Double-figure rebounding games: 0



#13 MEGHAN FISO

Junior
5-10
Guard
Seattle, Wash.
Michigan/Garfield HS

Mountain West Scholar-Athlete (2021-22)
Mountain West All-Academic Team (2021-22)

2021-22 Season

Appeared in 24 games off the bench... Averaged 1.4 points in 6.7 minutes per game... Had season-highs in points (13) and minutes (22) against Nevada (2-9-22)... Scored in seven games, totaling seven or more points on three occasions... Was 8-for-10 from the line.

At Michigan (2020-21)

Spent her freshman season at the University of Michigan where she appeared in seven games off the bench on a Wolverine squad that went 16-6 (9-4 in the Big Ten) and advanced to the first Sweet 16 in program history.

High School

A top 40 recruit according to Prospects Nation, she was named the 2020 AP Class 3A Player of the Year in Washington and was named the Seattle Times Player of the Year... As a senior, she averaged 24.7 points, 9.0 rebounds, 5.0 assists and 4.0 steals and helped lead Garfield High School (Seattle, Wash.) to a state championship while also securing the Tournament MVP award... prior to her senior year, attended West Seattle High School who she helped win back-to-back SeaKing District tournament championships and take third in the 2018 state tournament... As a junior, averaged 12.9 points and 7.2 rebounds and earned 3A All-Metro League first-team honors... In 2018 was also named the Pacific Northwest Basketball Officials Association Female Player of the Year.

Personal

Megan Fiso (FEE-zo) born in Seattle to Julie and Joe Fiso... Lists LeBron James as her favorite athlete... Majoring in communication.

CAREER STATISTICS

Season	gp-gs	min/avg	Total		3-Point		F-Throws		Rebounds				Scoring							
			fg-fga	pct	fg-fga	pct	ft-fla	pct	off	def	tot	avg	pf	fo	ast	to	blk	stl	pts	avg
2020-21*	7-0	19/2.7	0-6	.000	0-3	.000	0-0	.000	0	4	4	0.6	0	0	2	1	0	0	0	0
2021-22	24-0	160/6.7	11-42	.262	4-14	.286	8-10	.800	7	9	16	0.7	9	0	9	11	0	3	34	1.4
2022-23	8-0	123/15.4	19-45	.422	4-10	.400	2-5	.400	7	11	18	2.3	10	0	5	5	0	3	44	5.5
TOTAL	32-0	283/8.8	30-87	.345	8-24	.333	10-15	.667	14	20	34	1.1	19	0	14	16	0	6	78	2.4
All*	39-0	302/7.7	30-93	.323	8-27	.296	10-15	.667	14	24	38	1.0	19	0	16	17	0	6	78	2.0

*at Michigan

CAREER HIGHS

Points
25 at Quinnipiac (1-3-21)*

Rebounds
7, Many times
Last: vs. San Diego Christian (11-9-22)

Assists
4, vs. San Diego Christian (11-9-22)

Steals
6, vs. Siena (3-10-21)*

Blocks
3, at Nevada (2-9-23)

Field Goals
10, at Quinnipiac (1-3-21)*

Field Goal Attempts
18, vs. Siena (3-10-21)*

3-Point Field Goals
4, vs. Manhattan (2-8-20)*

3-Point Field Goal Attempts
9, vs. Green Bay (12-15-19)*

Free Throws
5, Twice
Last: vs. Saint Peter's (3-5-21)*

Free Throw Attempts
7, at Central Michigan (11-30-19)*


MISC. CAREER STATS

Double-figure scoring games: 23

Double-figure scoring games at SDSU: 1

Double-figure rebounding games: 0

* at Marist



#20 SARAH BARCELLO

Senior
5-11
Guard
Phoenix, Ariz
Marist/Seton Catholic Prep

All-MAAC Third Team (2020-21)
MAAC All-Championship Team (2019)
MAAC All-Academic Team (2018-19, 2019-2020 & 2020-21)

At Marist (2018-22)

Appeared in 74 games while making 57 starts at Marist... Averaged 7.6 points per game over that span and shot 34.9 percent from three, which is top ten all-time at Marist... Missed the 2021-22 season due to injury... Was an All-MAAC Third Team selection in 2020-21 after averaging a team-high 12.6 points per game and helping the Red Foxes win the MAAC Championship and make the NCAA Tournament... Scored in double figures 11 times, including a career-high 25 points at Quinnipiac... Averaged 13.7 points, 4.3 steals and 4.0 rebounds per game during the MAAC Championships... In 2019-20 as a sophomore, appeared in 24 games while making 21 starts and averaged 6.3 points on 43.9 shooting from the field in 21.3 minutes... In 2018-19, shot 41 percent from three and started 19 games while scoring 5.8 points per game... Was named to the MAAC All-Championship team after averaging 9.3 points in the 2019 conference tournament... Was a three-time MAAC All-Academic Team honoree.

High School

Attended Seton Catholic Prep in Chandler, Arizona, where she won three state championships... Was a two-time Arizona Division II Player of the Year and two-time 4A All-State First-Team selection... Averaged 16.0 points and 6.3 rebounds as a senior and 18.4 points and 7.1 rebounds as a junior... Was in the National Honors Society.

Personal

Born in Phoenix, Arizona... Her older sister Julia was the 2014 Gatorade State Player of the Year in Arizona and went on to play at Colgate while her brother Alex was a standout at BYU after spending two years at Arizona... Graduated from Marist with a psychology degree and is working towards a master's in education (counseling).

CAREER STATISTICS

Season	gp-gs		Total		3-Point		F-Throws		Rebounds				Scoring												
	gp	gs	fg-fga	pct	fg-fga	pct	ft-fta	pct	off	def	tot	avg	pf	fo	ast	to	blk	stl	pts	avg					
2018-19*	33	19	688	20.8	68	175	.389	48	117	.410	9	16	.563	12	54	66	2.0	33	0	25	25	1	18	193	5.8
2019-20*	24	21	510	21.3	58	132	.439	24	75	.320	12	23	.522	18	38	56	2.3	43	0	30	21	2	12	152	6.3
2020-21*	17	17	497	29.2	81	194	.418	23	80	.288	29	43	.674	18	58	76	4.5	25	0	26	31	3	25	214	12.6
2022-23	32	1	407	12.7	27	72	.375	19	57	.333	9	14	.643	23	46	69	2.2	29	0	17	12	7	15	82	2.6
TOTAL	32	1	407	12.7	27	72	.375	19	57	.333	9	14	.643	23	46	69	2.2	29	0	17	12	7	15	82	2.6
All*	106	58	2102	19.8	234	573	.408	114	329	.347	59	96	.615	71	196	267	2.5	130	0	98	89	13	70	641	6.0

* at Marist

CAREER HIGHS

Points
13, vs. Sacramento State (12-7-22)

Rebounds
6, Many times
Last: vs. San Diego Christian (11-9-22)

Assists
5, Twice
Last: at California Baptist (12-8-21)

Steals
7, vs. San Diego Christian (11-9-22)

Blocks
1, Three times
Last: at Boise State (2-28-21)

Field Goals
5, Twice
Last: vs. Sacramento State (12-7-22)

Field Goal Attempts
16, at Colorado State (12-10-20)

3-Point Field Goals
3, Twice
Last: vs. Nevada (1-5-23)

3-Point Field Goal Attempts
5, vs. Nevada (1-5-23)

Free Throws
4, at Colorado State (12-10-20)

Free Throw Attempts
6, at Colorado State (12-10-20)

MISC. CAREER STATS
Double-figure scoring games: 8

Double-figure scoring games at SDSU: 6

Double-figure rebounding games: 0

Double-Doubles: 0

*While at TCU



#21 ALEX CRAIN

Senior
5-9
Guard
McKinney, Texas
TCU/Dallas Thunder

Mountain West All-Academic Team (2020-21 & 2021-22)

As a Senior (2021-22)

Appeared in 20 games while making one start... Averaged 11.3 minutes per game... Scored a season-high seven points against UAB (11-22-21)... Topped 20 minutes three times, including a season-high 21 at Boise State (2-5-22)... Had a season-high five rebounds vs. Fresno State (2-19-22), her lone start of the year).

As a Junior (2020-21)

Appeared in 23 games and made 12 starts in her first season at SDSU... Averaged 4.0 points and 2.7 rebounds in 24.6 minutes per game... Scored in double-digits twice, including 12 points in the season opener against Washington (11-25-20)... Started the first 10 games of the year.

At TCU (2018-20)

Appeared in 48 games while averaging six minutes per game in her two years at TCU... Averaged 1.2 points, 0.5 rebounds and 0.3 assists per game... Helped TCU average 23 wins in her two seasons... Had career-high 11 points on 4-for-4 shooting (3-for-3 from three) along with four assists against Texas Tech her freshman season... In her final home game in 2020, scored a season-high seven points and dished out a career-high five assists against Oklahoma... Was named to the 2019-20 Academic All-Big 12 First Team.

High School

Was rated a three-star prospect by espnW and Prospects Nation... Was home schooled and played for the Dallas Thunder, a basketball organization for home-schooled students that competes as part of the National Christian HomeSchool Championships (NCHC)... Earned NCHC All-American and Big South All-Region honors three times... As a senior, averaged 19.5 points, seven rebounds, five assists and 2.5 steals per game and was named the Big South Region Player of the Year after helping lead the Thunder to the 18U Class 5A championship game... As a junior, averaged 15 points, eight rebounds, three assists and two steals per game, while helping the Thunder to a 18U class 8A title... Was named the Co-National Junior Offensive Player of the Year.

Personal

Graduated from TCU in two years with a degree in political science while majoring in philosophy... Earned a master's of business administration from SDSU in the spring of 2022 and is now working on a master of science in global business development.

CAREER STATISTICS

Season	Total		3-Point		F-Throws			Rebounds					Scoring							
	gp-gs	min/avg	fg-fga	pct	fg-fga	pct	ft-fta	pct	off	def	tot	avg	pf	fo	ast	to	blk	stl	pts	avg
2018-19*	23-0	148/6.4	13-37	.351	7-15	.467	4-4	1.000	5	12	17	0.7	13	0	6	6	1	2	37	1.6
2019-20*	25-0	141/5.6	7-37	.189	2-15	.133	5-10	.500	1	8	9	0.4	19	0	8	9	0	3	21	0.8
2020-21	23-12	565/24.6	35-128	.273	7-36	.194	15-26	.577	9	52	61	2.7	48	2	28	27	2	15	92	4.0
2021-22	20-1	226/11.3	11-43	.256	2-11	.182	2-3	.667	5	16	21	1.1	18	1	16	10	0	5	26	1.3
2022-23	30-4	537/17.9	34-103	.330	16-44	.364	28-40	.700	6	32	38	1.3	53	0	33	33	0	16	112	3.7
TOTAL	73-17	1328/18.2	80-274	.292	25-91	.275	45-69	.652	20	100	120	1.6	119	3	77	70	2	36	230	3.2
All* at TCU*	121-17	1617/13.4	100-348	.287	34-121	.281	54-83	.651	26	120	146	1.2	151	3	91	85	3	41	288	2.4

CAREER HIGHS

Points
N/A

Rebounds
2, Twice
Last: at San Jose State (2-11-23)

Assists
N/A

Steals
N/A

Blocks
N/A

Field Goals
N/A

Field Goal Attempts
2, at San Jose State (2-11-23)

3-Point Field Goals
N/A

3-Point Field Goal Attempts
2, at San Jose State (2-11-23)

Free Throws
N/A

Free Throw Attempts
N/A

MISC. CAREER STATS

Double-figure scoring games: 0

Double-figure rebounding games: 0



#22 NATALIJA GRIZELJ

Freshman
5-9
Guard
Sunnyvale, Calif.
Saint Francis HS

High School

Attended Saint Francis High School where she lettered all four years... As a senior, averaged 11.4 points, 4.6 rebounds, 2.5 assists with 61 made three-pointers... Was an all-state honorable mention selection... Was in the National Honors Society and graduated with honors.

Personal

Born in Stanford, California to Jelena and Blaz Grizelj... Her sister Mia plays at Saint Mary's... Lists Steph Curry as her favorite athlete... Enjoys going to the beach, working out and listening to music... Majoring in business and aspires to be an athletic trainer.

CAREER STATISTICS

Season	gp-gs	min/avg	Total		3-Point		F-Throws		Rebounds				Scoring								
			fg-fga	pct	fg-fga	pct	ft-fta	pct	off	def	tot	avg	pf	fo	ast	to	blk	stl	pts	avg	
2022-23	10-0	26/2.6	0-6	.000	0-6	.000	0-0	.000	0	2	2	0.2	0	0	0	3	0	0	0	0	0.0
TOTAL	10-0	26/2.6	0-6	.000	0-6	.000	0-0	.000	0	2	2	0.2	0	0	0	3	0	0	0	0	0.0

CAREER HIGHS

Points
22, at California Baptist (12-8-21)

Rebounds
12, vs. Air Force (2-28-23)

Assists
7, vs. Seattle (11-25-22)

Steals
4, Twice
Last: vs. Utah State (1-13-22)

Blocks
3, at Wyoming (1-30-21)

Field Goals
9, at California Baptist (12-8-21)

Field Goal Attempts
16, vs. Boise State (1-14-23)

3-Point Field Goals
1, at Colorado State (12-8-20)

3-Point Field Goal Attempts
2, at Colorado State (12-10-20)

Free Throws
5, at San Jose State (2-11-23)

Free Throw Attempts
8, Twice
Last: at San Jose State (2-11-23)

MISC. CAREER STATS

Double-figure scoring games: 25

Double-figure rebounding games: 8

Double-doubles: 4



#23 KIM VILLALOBOS

Junior

6-0

Guard/Forward

Los Angeles, Calif.

Chaminade HS

As a Sophomore (2021-22)

Appeared in 28 games and made six starts... Averaged 6.7 points and 5.6 rebounds in 17.5 minutes per game... Led the team with 48.8 field goal percentage... Scored in double-figures six times including a career-high 22 points on 9-for-13 shooting at California Baptist (12-8-21)... Had 10 or more rebounds five times and led the Aztecs in rebounding on nine occasions... Led the team in steals 10 times... For the second straight year, played for the El Salvador National Team following the season.

As a Freshman (2020-21)

Made the Mountain West All-Freshman Team... Averaged 6.6 points, 4.4 rebounds and 1.0 assist in 18.8 minutes per game... Scored in double-figures five times, including a season-high 16 at Colorado State (12-8-20)... Had a season-high 10 rebounds vs. Air Force (1-22-21)... Started eight games, including seven straight in conference play... Following the season played for the El Salvador National Team.

High School/International

Averaged 15 points and 12 rebounds per game as a senior at Chaminade HS... Was named to the All-Mission League First-Team as a senior... Helped her school reach the quarterfinals of the CIF Southern Section Division I championships... Previously attended Bishop Alemany HS where she averaged 19 points per game as a junior... Played with the El Salvador national team and was named the top Salvadoran basketball player in the US... Played for Team Taurasi for the California Storm AAU program on the prestigious Nike circuit with teammate Asia Avinger.

Personal

Kimberly Villalobos was born in Panorama City, Calif. to Silvia Estrada and Enock Villalobos... Lists Kobe Bryant as her favorite athlete and had the opportunity to work at the Mamba Sports Academy... Majoring in social work.

CAREER STATISTICS

Season	gp-gs		Total		3-Point		F-Throws		Rebounds				Scoring												
	gp	gs	fg-fga	pct	fg-fga	pct	ft-fa	pct	off	def	tot	avg	pf	fo	ast	to	blk	stl	pts	avg					
2020-21	22	8	413	18.8	52	148	.351	1	5	.200	41	71	.577	44	52	96	4.4	35	1	22	37	9	15	146	6.6
2021-22	28	6	491	17.5	79	162	.488	0	0	.000	30	56	.536	59	98	157	5.6	59	2	18	35	13	37	188	6.7
2022-23	33	33	733	22.2	118	237	.498	0	1	.000	48	82	.585	58	115	173	5.2	89	3	47	50	22	43	284	8.6
TOTAL	83	47	1637	19.7	249	547	.455	1	6	.167	119	209	.569	161	265	426	5.1	183	6	87	122	44	95	618	7.4

CAREER HIGHS

Points
23, at UC San Diego (12-1-22)

Rebounds
10, vs. Antelope Valley (11-12-22)

Assists
7, Twice
Last: at Utah State (12-31-22)

Steals
5, at Utah State (12-31-22)

Blocks
2, at UC San Diego (12-1-22)

Field Goals
9, at UC San Diego (12-1-22)

Field Goal Attempts
16, at Colorado State (1-16-23)

3-Point Field Goals
2, Twice
Last: at Colorado State (1-16-23)

3-Point Field Goal Attempts
7, at Colorado State (1-16-23)

Free Throws
12, vs. Antelope Valley (11-12-22)

Free Throw Attempts
12, vs. Antelope Valley (11-12-22)

MISC. CAREER STATS

Double-figure scoring games: 14

Double-figure scoring games at SDSU: 10

20-Point Games (all at SDSU): 2

Double-figure rebounding games (all at SDSU): 1

Double-Doubles (all at SDSU): 1



#24 ABBY PROHASKA

Senior
5-9
Guard
Liberty Township, Ohio
Lakota West HS

Two-time ACC Academic Honor Roll

At Notre Dame (2018-22)

Appeared in 74 games with the Fighting Irish, made 16 starts and played in nine NCAA Tournament games including both games of the 2019 Final Four as a freshman... Averaged 2.7 points, 2.3 rebounds and 1.2 assists in 15.2 minutes per game... In 2021-22, appeared in 20 games and shot a career-best 50.9 percent from the field and scored 3.6 points per game... In the 2020-21 season played in 16 games, while starting 13 of them, averaging 4.2 points in a career-high 21.2 minutes per game... Utilized a medical redshirt in the 2019-20 season after being diagnosed with a bilateral pulmonary embolism... As a freshman in 2018-19, appeared in 38 games with three starts and helped Notre Dame reach the national championship game while averaging 14.4 minutes per game... During their tournament run, she was the Fighting Irish's first guard off the bench and after the season was named the team's most improved player... Was named to the ACC Academic Honor Roll and the Dean's List twice... Was heavily involved with SAAC where she headed up the service branch... Graduated with a degree in visual communication while minoring in digital media marketing.

High School

Was a four-star prep prospect out of Lakota West High School where she was ranked No. 73 in the nation by ESPN HoopGurlz... During her four years there, the Firebirds lost just eight games and won the state championship in 2015... As a senior, she averaged 15.0 points, 6.4 rebounds and 4.2 steals and was named the District 15 and Greater Miami Conference Player of the Year... Set school records for career assists (267) and most steals in a single-season (100), and surpassed the 1,000 point mark for her career... Was named to the All-State First-Team twice and was an All-League First-Team selection three times... Played for Team USA at the 2016 FIBA U17 World Championships in Zaragoza Spain where they won a bronze medal... Also played soccer for two years and led her conference in goals scored as a freshman.

Personal

Abigail Prohaska (pro-HASK-kuh) was born in Cincinnati, Ohio to Melissa and Tom Prohaska... Her grandpa played baseball at Miami Ohio, her dad played football at Ashland University and her sister Maddie is a standout goalkeeper at Auburn... Lists Sue Bird as her favorite athlete... Pursuing a master's degree in liberal arts and sciences.

CAREER STATISTICS

Season	gp-gs	min/avg	Total		3-Point		F-Throws		Rebounds				Scoring							
			fg-fga	pct	fg-fga	pct	ft-fta	pct	off	def	tot	avg	pf	fo	ast	to	blk	stl	pts	avg
2018-19*	38-3	547/14.4	18-49	.367	2-7	.286	20-26	.769	25	44	69	1.8	58	0	43	30	1	30	58	1.5
2020-21*	16-13	339/21.2	27-67	.403	0-9	.000	13-16	.813	18	36	54	3.4	26	0	27	20	3	12	67	4.2
2021-22*	20-0	241/12.1	29-57	.509	2-7	.286	12-14	.857	20	30	50	2.5	23	1	16	15	2	13	72	3.6
2022-23	33-16	776/23.5	97-234	.415	9-48	.188	49-56	.875	36	73	109	3.3	62	0	58	68	4	50	252	7.6
TOTAL	33-16	776/23.5	97-234	.415	9-48	.188	49-56	.875	36	73	109	3.3	62	0	58	68	4	50	252	7.6
All*	107-32	1903/17.8	171-407	.420	13-71	.183	94-112	.839	99	183	282	2.6	169	1	144	133	10	105	449	4.2

* At Notre Dame

CAREER HIGHS

Points
32, vs. Texas Wesleyan (12-20-19)**

Rebounds
17, vs. SW New Mexico (11-18-19)**

Assists
5, Three times
Last: vs Wyoming (1-22-22)*

Steals
6, vs. Boise State (2-12-22)*

Blocks
2, Many times (2-12-22)*

Field Goals
15, vs. Texas Wesleyan (12-20-19)**

Field Goal Attempts
23, at Colorado State (2-9-22)*

3-Point Field Goals
1, Many times
Last: vs. San Diego State (2-2-22)*

3-Point Field Goal Attempts
4, at Western Kentucky (2-15-20)**

Free Throws
8, Twice
Last: vs. Boise State (2-12-22)*

Free Throw Attempts
11, vs. Boise State (2-12-22)*

MISC. CAREER STATS

Double-figure scoring games: 38

Double-figure rebounding games: 15

Double-Doubles: 13

* While at Utah State

** While at UT San Antonio



#32 ADRYANA QUEZADA

Senior
5-11
Forward
Frisco, Texas
Utah State/Lone Star HS

All-Mountain West Honorable Mention (at Utah State, 2021-22)
Mountain West Player of the Week (at Utah State, Feb. 14, 2022)
Two-time Conference USA Freshman of the Week (2019-20)

At Utah State (2021-22)

Was an All-Mountain West honorable selection after averaging 15.2 points and 7.9 rebounds per game... Shot 53.6 percent in her lone year at Utah State, which was third in the Mountain West... Finished fifth in the conference in scoring (15.2 ppg) and sixth in rebounding (7.9 rpg)... Averaged 20.4 points per game over her final 14 contests... Scored in double-digits in 15 of her final 16 games and in 19 of her 28 games on the year, including a season-best 30 points at Colorado State (Jan. 19)... Was the Mountain West Player of the Week award on Feb. 14... Had a team-high nine double-doubles.

At UT-San Antonio (2019-21)

Averaged 13.8 points and 6.9 rebounds across 29 games... Averaged 15.3 points and 10.0 rebounds in six games as a sophomore before missing the rest of the season due to injury... As a freshman, started 16 games while scoring 13.4 points per game... Was the Conference USA Freshman of the Week twice... Led the Roadrunners in field goal percentage both years.

High School

Attended Lone Star High School in Frisco, Texas where she teamed with former Aztec Mallory Adams for two seasons... As a senior, averaged 16.5 points and 7.0 rebounds while helping her team go 28-9 and 17-1 in league play... Earned All-State, All-Region, and All-District honors three times and scored over 1,000 points in her prep career... Played for Premier Basketball's "Team Lex," which won the 2017 Adidas National Championship and the 2018 Super 64 National Championship... Was in the National Honors Society and was an All-State Academic selection twice.

Personal

Adryana Quezada (Eh-dree-on-uh KAY-zah-duh) was born in Dallas, Texas... Lists Luka Doncic as her favorite player... Majored in integrated studies at Utah State... Aspires to be a video game designer.

CAREER STATISTICS

Season	gp-gs min/avg		Total		3-Point		F-Throws		Rebounds				Scoring							
	gp-gs	min/avg	fg-fga	pct	fg-fga	pct	ft-fga	pct	off	def	tot	avg	pf	fo	ast	to	blk	stl	pts	avg
2019-20*	23-16	650/28.3	126-257	.490	3-18	.167	53-79	.671	60	81	141	6.1	33	0	24	57	10	18	308	13.4
2020-21*	6-4	165/27.5	40-77	.519	0-1	.000	12-15	.800	24	36	60	10.0	9	0	3	13	1	9	92	15.3
2021-22*	28-22	824/29.4	180-336	.536	8-19	.421	57-81	.704	85	135	220	7.9	53	1	50	56	15	32	425	15.2
All*	57-42	1639/28.8	346-670	.516	11-38	.289	122-175	.697	169	252	421	7.4	95	1	77	126	26	59	825	14.5

* 2019-21 at UT San Antonio & 2021-22 at Utah State

Conference games only

RECORD:	OVERALL	HOME	AWAY	NEUTRAL
ALL GAMES	12-6	7-2	5-4	0-0
CONFERENCE	12-6	7-2	5-4	0-0
NON-CONFERENCE	0-0	0-0	0-0	0-0

#	Player	gp-gs	min	avg	Total		3-Point		F-Throw		Rebounds				pf	dq	a	to	blk	stl	pts	avg			
					fg-fga	fg%	3fg-fga	3fg%	ft-fga	ft%	off	def	tot	avg											
02	Sophia Ramos	18-18	599	33.3	69-192	.359	32-93	.344	55-66	.833	7	72	79	4.4	39	0	72	42	7	20	225	12.5			
01	Asia Avinger	18-17	564	31.3	88-179	.492	6-28	.214	35-54	.648	9	55	64	3.6	59	1	84	35	5	41	217	12.1			
05	Yummy Morris	18-18	482	26.8	80-142	.563	0-0	.000	27-37	.730	28	57	85	4.7	39	0	7	26	18	10	187	10.4			
12	Mercedes Staples	13-6	389	29.9	45-96	.469	29-61	.475	8-13	.615	6	46	52	4.0	11	0	13	11	0	14	127	9.8			
23	Kim Villalobos	18-18	417	23.2	70-136	.515	0-1	.000	31-53	.585	29	63	92	5.1	51	2	23	20	12	23	171	9.5			
24	Abby Prohaska	18-12	440	24.4	47-121	.388	5-24	.208	13-17	.765	13	34	47	2.6	28	0	36	32	1	30	112	6.2			
21	Alex Crain	16-1	251	15.7	13-48	.271	8-21	.381	15-20	.750	2	17	19	1.2	20	0	17	14	0	4	49	3.1			
20	Sarah Barcello	17-0	219	12.9	18-38	.474	14-31	.452	2-4	.500	10	20	30	1.8	18	0	7	6	5	4	52	3.1			
00	Khylee Pepe	18-0	229	12.7	16-53	.302	1-6	.167	12-16	.750	14	24	38	2.1	26	1	9	19	4	10	45	2.5			
22	Natalija Grizelj	4-0	10	2.5	0-4	.000	0-4	.000	0-0	.000	0	0	0	0.0	0	0	0	1	0	0	0	0.0			
Team											21	37	58												18
Total.....		18	3600		446-1009	.442	95-269	.353	198-280	.707	139	425	564	31.3	291	4	268	224	52	156	1185	65.8			
Opponents.....		18	3600		387-945	.410	90-303	.297	201-249	.807	148	436	584	32.4	286	-	199	295	45	98	1065	59.2			

TEAM STATISTICS	SDSU	OPP	Date	Opponent	Score	Att.
SCORING	1185	1065	* 12/31/22	at Utah St.	w 89-55	317
Points per game	65.8	59.2	* 01/05/23	NEVADA	w 80-70	754
Scoring margin	+6.7	-	* 01/07/23	UNLV	L 70-76	1017
FIELD GOALS-ATT	446-1009	387-945	* 01/11/23	at Fresno St.	w 49-43	1555
Field goal pct	.442	.410	* 01/14/23	BOISE ST.	w 55-42	706
3 POINT FG-ATT	95-269	90-303	* 01/16/23	at Colorado St.	L 58-71	1164
3-point FG pct	.353	.297	* 01/19/23	NEW MEXICO	w 65-61	4150
3-pt FG made per game	5.3	5.0	* 01/21/23	at Wyoming	w 73-66	2647
FREE THROWS-ATT	198-280	201-249	* 01/26/23	FRESNO ST.	w 75-56	571
Free throw pct	.707	.807	* 01/28/23	SAN JOSE ST.	w 59-39	1100
F-Throws made per game	11.0	11.2	* 01/30/23	at Boise St.	L 57-62	661
REBOUNDS	564	584	* 02/04/23	at New Mexico	L 78-83	5143
Rebounds per game	31.3	32.4	* 02/09/23	at Nevada	w 67-51	754
Rebounding margin	-1.1	-	* 02/11/23	at San Jose St.	w 80-55	667
ASSISTS	268	199	* 02/16/23	COLORADO ST.	w 53-49	620
Assists per game	14.9	11.1	* 02/18/23	WYOMING	L 58-70	1138
TURNOVERS	224	295	* 02/25/23	at UNLV	L 59-65	2993
Turnovers per game	12.4	16.4	* 02/28/23	AIR FORCE	w 60-51	779
Turnover margin	+3.9	-	* - Conference game			
Assist/turnover ratio	1.2	0.7				
STEALS	156	98				
Steals per game	8.7	5.4				
BLOCKS	52	45				
Blocks per game	2.9	2.5				
ATTENDANCE	10835	15901				
Home games-Avg/Game	9-1204	9-1767				
Neutral site-Avg/Game	-	0-0				

Score by Periods	1st	2nd	3rd	4th	Totals
San Diego St.	326	265	330	264	1185
Opponents	220	262	278	305	1065

TEAM STATISTICS

Opponent	Date	Score	L	Total		3-Pointers		Free throws		Rebounds				pf	a	t/o	blk	stl	pts	avg
				fg-fga	pct	3fg-fga	pct	ft-fta	pct	off	def	tot	avg							
at Stanford	11/07/22	48-86	L	18-57	.316	5-16	.313	7-13	.538	7	16	23	23.0	17	9	11	0	5	48	48.0
SAN DIEGO CHRISTIAN	11/09/22	81-30	W	32-84	.381	6-30	.200	11-22	.500	24	31	55	39.0	24	21	15	3	27	81	64.5
ANTELOPE VALLEY	11/12/22	95-41	W	28-61	.459	5-16	.313	34-43	.791	17	38	55	44.3	16	15	19	4	10	95	74.7
SOUTHEASTERN LA.	11/15/22	69-53	W	29-57	.509	10-19	.526	1-1	1.000	6	31	37	42.5	19	18	17	4	8	69	73.2
PORTLAND	11/18/22	55-53	W	18-59	.305	6-17	.353	13-18	.722	13	20	33	40.6	17	12	17	4	11	55	69.6
GRAMBLING	11/22/22	66-41	W	25-50	.500	4-10	.400	12-17	.706	7	27	34	39.5	10	21	13	2	12	66	69.0
SEATTLE U	11/25/22	70-36	W	29-60	.483	3-15	.200	9-13	.692	10	26	36	39.0	15	17	9	2	17	70	69.1
at UC San Diego	12/01/22	72-60	W	28-56	.500	6-15	.400	10-13	.769	7	24	31	38.0	20	18	17	7	10	72	69.5
at San Francisco	12/04/22	56-65	L	22-48	.458	4-8	.500	8-14	.571	6	26	32	37.3	23	9	25	3	10	56	68.0
SACRAMENTO ST.	12/07/22	70-59	W	27-60	.450	8-13	.615	8-9	.889	14	21	35	37.1	17	12	13	1	7	70	68.2
SAN DIEGO	12/10/22	68-45	W	24-48	.500	11-17	.647	9-13	.692	3	22	25	36.0	21	18	17	5	11	68	68.2
vs Miami (OH)	12/20/22	66-57	W	20-46	.435	2-11	.182	24-30	.800	7	21	28	35.3	16	7	12	1	8	66	68.0
vs Georgia	12/21/22	44-63	L	15-49	.306	6-23	.261	8-12	.667	11	11	22	34.3	18	13	23	2	12	44	66.2
at Utah St.	12/31/22	89-55	W	35-62	.565	7-22	.318	12-19	.632	6	26	32	34.1	11	24	11	2	12	89	67.8
NEVADA	01/05/23	80-70	W	31-56	.554	9-17	.529	9-12	.750	6	22	28	33.7	18	19	15	5	9	80	68.6
UNLV	01/07/23	70-76	L	29-68	.426	3-24	.125	9-15	.600	10	20	30	33.5	20	13	8	2	6	70	68.7
at Fresno St.	01/11/23	49-43	W	18-49	.367	5-12	.417	8-12	.667	9	22	31	33.4	18	12	15	1	11	49	67.5
BOISE ST.	01/14/23	55-42	W	21-58	.362	5-11	.455	8-12	.667	10	24	34	33.4	16	15	15	2	13	55	66.8
at Colorado St.	01/16/23	58-71	L	20-49	.408	5-15	.333	13-16	.813	7	23	30	33.2	18	13	15	0	2	58	66.4
NEW MEXICO	01/19/23	65-61	W	25-58	.431	3-14	.214	12-16	.750	6	25	31	33.1	12	14	9	3	9	65	66.3
at Wyoming	01/21/23	73-66	W	25-55	.455	5-10	.500	18-19	.947	7	26	33	33.1	16	11	8	4	6	73	66.6
FRESNO ST.	01/26/23	75-56	W	30-56	.536	5-15	.333	10-14	.714	9	24	33	33.1	17	21	11	0	8	75	67.0
SAN JOSE ST.	01/28/23	59-39	W	21-55	.382	5-22	.227	12-21	.571	10	24	34	33.1	17	14	17	4	15	59	66.7
at Boise St.	01/30/23	57-62	L	23-67	.343	4-15	.267	7-11	.636	11	18	29	33.0	14	13	11	2	13	57	66.2
at New Mexico	02/04/23	78-83	L	29-65	.446	10-25	.400	10-15	.667	10	20	30	32.8	21	24	12	4	13	78	66.7
at Nevada	02/09/23	67-51	W	27-53	.509	2-9	.222	11-15	.733	7	30	37	33.0	23	10	14	8	5	67	66.7
at San Jose St.	02/11/23	80-55	W	28-50	.560	7-16	.438	17-24	.708	5	26	31	32.9	17	22	15	3	7	80	67.2
COLORADO ST.	02/16/23	53-49	W	16-43	.372	5-12	.417	16-23	.696	6	33	39	33.1	10	8	15	1	3	53	66.7
WYOMING	02/18/23	58-70	L	21-49	.429	3-8	.375	13-18	.722	8	13	21	32.7	15	8	10	4	7	58	66.4
at UNLV	02/25/23	59-65	L	21-60	.350	7-13	.538	10-12	.833	7	23	30	32.6	18	14	11	5	8	59	66.2
AIR FORCE	02/28/23	60-51	W	26-56	.464	5-9	.556	3-6	.500	5	26	31	32.6	10	13	12	2	9	60	66.0
vs New Mexico	03/06/23	69-68	W	31-61	.508	5-12	.417	2-4	.500	6	30	36	32.7	10	16	10	6	4	69	66.1
at UNLV	03/07/23	68-71	L	28-58	.483	5-10	.500	7-10	.700	8	25	33	32.7	26	12	13	1	4	68	66.1
San Diego St.		2182		820-1863	.440	181-501	.361	361-512	.705	285	794	1079	32.7	560	486	455	97	312	2182	66.1
Opponents		1893		676-1737	.389	162-581	.279	379-492	.770	294	793	1087	32.9	534	365	586	91	203	1893	57.4

Games played: 33
 Points/game: 66.1
 FG Pct: 44.0
 3FG Pct: 36.1
 FT Pct: 70.5

Rebounds/game: 32.7
 Assists/game: 14.7
 Turnovers/game: 13.8
 Assist/turnover ratio: 1.1
 Steals/game: 9.5
 Blocks/game: 2.9

Home games

RECORD:	OVERALL	HOME	AWAY	NEUTRAL
ALL GAMES	15-2	15-2	0-0	0-0
CONFERENCE	7-2	7-2	0-0	0-0
NON-CONFERENCE	8-0	8-0	0-0	0-0

#	Player	gp-gs	min	Total		3-Point		F-Throw		Rebounds				pf	dq	a	to	blk	stl	pts	avg	
				fg-fga	fg%	3fg-fga	3fg%	ft-fa	ft%	off	def	tot	avg									
01	Asia Avinger	13-13	384	29.5	67-127	.528	8-21	.381	25-41	.610	7	40	47	3.6	42	0	61	27	3	28	167	12.8
02	Sophia Ramos	17-17	555	32.6	66-167	.395	29-81	.358	40-48	.833	5	66	71	4.2	31	0	53	37	7	27	201	11.8
12	Mercedes Staples	14-11	422	30.1	56-120	.467	32-67	.478	9-12	.750	5	49	54	3.9	18	0	23	13	1	19	153	10.9
05	Yummy Morris	17-17	434	25.5	70-134	.522	0-0	.000	29-43	.674	27	49	76	4.5	38	1	11	32	16	17	169	9.9
23	Kim Villalobos	17-17	390	22.9	64-120	.533	0-0	.000	23-43	.535	28	66	94	5.5	43	2	38	25	12	26	151	8.9
24	Abby Prohaska	17-8	392	23.1	40-109	.367	3-22	.136	21-22	.955	21	36	57	3.4	27	0	31	34	1	25	104	6.1
13	Meghan Fiso	6-0	102	17.0	14-35	.400	2-6	.333	2-4	.500	7	9	16	2.7	7	0	5	5	0	3	32	5.3
21	Alex Crain	16-2	280	17.5	23-59	.390	11-25	.440	18-26	.692	4	21	25	1.6	32	0	18	21	0	13	75	4.7
00	Khylee Pepe	15-0	214	14.3	18-60	.300	0-8	.000	14-22	.636	21	19	40	2.7	20	1	9	14	7	13	50	3.3
20	Sarah Barcello	16-0	209	13.1	14-44	.318	11-36	.306	8-12	.667	19	29	48	3.0	16	0	10	3	1	11	47	2.9
22	Natalija Grizelj	6-0	18	3.0	0-3	.000	0-3	.000	0-0	.000	0	2	2	0.3	0	0	0	3	0	0	0	0.0
Team											20	41	61				18					
Total.....		17	3400		432-978	.442	96-269	.357	189-273	.692	164	427	591	34.8	274	4	259	232	48	182	1149	67.6
Opponents.....		17	3400		309-877	.352	81-314	.258	173-234	.739	155	400	555	32.6	270	-	169	324	40	107	872	51.3

Score by Periods	1st	2nd	3rd	4th	Totals
San Diego St.	305	286	296	262	1149
Opponents	185	199	247	241	872

Road & Neutral

RECORD:	OVERALL	HOME	AWAY	NEUTRAL
ALL GAMES	8-8	0-0	6-7	2-1
CONFERENCE	5-4	0-0	5-4	0-0
NON-CONFERENCE	3-4	0-0	1-3	2-1

#	Player	gp-gs	min	Total		3-Point		F-Throw		Rebounds				pf	dq	a	to	blk	stl	pts	avg	
				fg-fga	fg%	3fg-fga	3fg%	ft-fa	ft%	off	def	tot	avg									
02	Sophia Ramos	16-15	523	32.7	62-164	.378	32-78	.410	41-48	.854	7	56	63	3.9	36	0	72	34	3	22	197	12.3
01	Asia Avinger	15-14	459	30.6	63-139	.453	5-20	.250	31-49	.633	5	46	51	3.4	49	3	60	41	3	31	162	10.8
12	Mercedes Staples	12-8	389	32.4	46-99	.465	25-54	.463	4-7	.571	4	49	53	4.4	14	0	21	16	0	16	121	10.1
24	Abby Prohaska	16-8	384	24.0	57-125	.456	6-26	.231	28-34	.824	15	37	52	3.3	35	0	27	34	3	25	148	9.3
05	Yummy Morris	16-16	420	26.3	63-115	.548	0-0	.000	19-27	.704	20	50	70	4.4	34	0	5	22	19	7	145	9.1
23	Kim Villalobos	16-16	343	21.4	54-117	.462	0-1	.000	25-39	.641	30	49	79	4.9	46	1	9	25	10	17	133	8.3
13	Meghan Fiso	2-0	21	10.5	5-10	.500	2-4	.500	0-1	.000	0	2	2	1.0	3	0	0	0	0	12	6.0	
00	Khylee Pepe	16-0	198	12.4	14-41	.341	2-6	.333	13-18	.722	12	24	36	2.3	35	1	11	17	5	5	43	2.7
21	Alex Crain	14-2	257	18.4	11-44	.250	5-19	.263	10-14	.714	2	11	13	0.9	21	0	15	12	0	3	37	2.6
20	Sarah Barcello	16-1	198	12.4	13-28	.464	8-21	.381	1-2	.500	4	17	21	1.3	13	0	7	9	6	4	35	2.2
22	Natalija Grizelj	4-0	8	2.0	0-3	.000	0-3	.000	0-0	.000	0	0	0	0.0	0	0	0	0	0	0	0	0.0
Team											22	26	48				13					
Total.....		16	3200		388-885	.438	85-232	.366	172-239	.720	121	367	488	30.5	286	5	227	223	49	130	1033	64.6
Opponents.....		16	3200		367-860	.427	81-267	.303	206-258	.798	139	393	532	33.2	264	-	196	262	51	96	1021	63.8

Score by Periods	1st	2nd	3rd	4th	Totals
San Diego St.	243	236	287	267	1033
Opponents	248	251	267	255	1021

2022-23 STATISTICS - WIN/LOSS STATS

Games won

RECORD:	OVERALL	HOME	AWAY	NEUTRAL
ALL GAMES	23-0	15-0	6-0	2-0
CONFERENCE	12-0	7-0	5-0	0-0
NON-CONFERENCE	11-0	8-0	1-0	2-0

#	Player	gp-gs	min	avg	Total			3-Point		F-Throw		Rebounds					pts	avg				
					fg-fga	fg%	3fg-fga	3fg%	ft-fa	ft%	off	def	tot	avg	pf	dq			a	to	blk	stl
02	Sophia Ramos	23-23	748	32.5	92-221	.416	43-108	.398	60-71	.845	5	93	98	4.3	43	0	88	50	10	37	287	12.5
01	Asia Avinger	19-18	548	28.8	91-176	.517	8-24	.333	43-67	.642	8	61	69	3.6	55	1	82	40	3	37	233	12.3
12	Mercedes Staples	18-14	555	30.8	73-154	.474	41-84	.488	10-12	.833	7	72	79	4.4	21	0	32	17	1	26	197	10.9
05	Yummy Morris	23-23	575	25.0	94-170	.553	0-0	.000	32-49	.653	33	71	104	4.5	48	1	13	40	25	18	220	9.6
23	Kim Villalobos	23-23	515	22.4	81-154	.526	0-0	.000	30-51	.588	35	90	125	5.4	58	3	39	40	16	35	192	8.3
24	Abby Prohaska	23-11	535	23.3	69-155	.445	5-31	.161	37-42	.881	26	56	82	3.6	39	0	47	46	3	31	180	7.8
13	Meghan Fiso	7-0	110	15.7	15-37	.405	3-7	.429	2-4	.500	7	10	17	2.4	10	0	5	5	0	3	35	5.0
21	Alex Crain	21-3	397	18.9	29-81	.358	13-34	.382	20-28	.714	3	29	32	1.5	40	0	25	25	0	16	91	4.3
00	Khylee Pepe	21-0	307	14.6	29-86	.337	1-10	.100	26-38	.684	28	36	64	3.0	37	2	15	21	9	16	85	4.0
20	Sarah Barcello	23-0	286	12.4	21-53	.396	15-40	.375	9-14	.643	20	35	55	2.4	19	0	12	9	7	13	66	2.9
22	Natalija Grizelj	8-0	24	3.0	0-6	.000	0-6	.000	0-0	.000	0	2	2	0.3	0	0	0	3	0	0	0	0.0
Team											28	44	72				20					
Total.....		23	4600		594-1293	.459	129-344	.375	269-376	.715	200	599	799	34.7	370	7	358	316	74	232	1586	69.0
Opponents.....		23	4600		421-1206	.349	104-423	.246	235-311	.756	204	523	727	31.6	379	-	215	426	48	146	1181	51.3

Score by Periods	1st	2nd	3rd	4th	Totals
San Diego St.	402	393	437	354	1586
Opponents	272	280	326	303	1181

Games lost

RECORD:	OVERALL	HOME	AWAY	NEUTRAL
ALL GAMES	0-10	0-2	0-7	0-1
CONFERENCE	0-6	0-2	0-4	0-0
NON-CONFERENCE	0-4	0-0	0-3	0-1

#	Player	gp-gs	min	avg	Total			3-Point		F-Throw		Rebounds					pts	avg				
					fg-fga	fg%	3fg-fga	3fg%	ft-fa	ft%	off	def	tot	avg	pf	dq			a	to	blk	stl
02	Sophia Ramos	10-9	330	33.0	36-110	.327	18-51	.353	21-25	.840	7	29	36	3.6	24	0	37	21	0	12	111	11.1
01	Asia Avinger	9-9	295	32.8	39-90	.433	5-17	.294	13-23	.565	4	25	29	3.2	36	2	39	28	3	22	96	10.7
12	Mercedes Staples	8-5	256	32.0	29-65	.446	16-37	.432	3-7	.429	2	26	28	3.5	11	0	12	12	0	9	77	9.6
05	Yummy Morris	10-10	279	27.9	39-79	.494	0-0	.000	16-21	.762	14	28	42	4.2	24	0	3	14	10	6	94	9.4
23	Kim Villalobos	10-10	218	21.8	37-83	.446	0-1	.000	18-31	.581	23	25	48	4.8	31	0	8	10	6	8	92	9.2
13	Meghan Fiso	1-0	13	13.0	4-8	.500	1-3	.333	0-1	.000	0	1	1	1.0	0	0	0	0	0	0	9	9.0
24	Abby Prohaska	10-5	241	24.1	28-79	.354	4-17	.235	12-14	.857	10	17	27	2.7	23	0	11	22	1	19	72	7.2
21	Alex Crain	9-1	140	15.6	5-22	.227	3-10	.300	8-12	.667	3	3	6	0.7	13	0	8	8	0	0	21	2.3
20	Sarah Barcello	9-1	121	13.4	6-19	.316	4-17	.235	0-0	.000	3	11	14	1.6	10	0	5	3	0	2	16	1.8
00	Khylee Pepe	10-0	105	10.5	3-15	.200	1-4	.250	1-2	.500	5	7	12	1.2	18	0	5	10	3	2	8	0.8
22	Natalija Grizelj	2-0	2	1.0	0-0	.000	0-0	.000	0-0	.000	0	0	0	0.0	0	0	0	0	0	0	0	0.0
Team											14	23	37				11					
Total.....		10	2000		226-570	.396	52-157	.331	92-136	.676	85	195	280	28.0	190	2	128	139	23	80	596	59.6
Opponents.....		10	2000		255-531	.480	58-158	.367	144-181	.796	90	270	360	36.0	155	-	150	160	43	57	712	71.2

Score by Periods	1st	2nd	3rd	4th	Totals
San Diego St.	146	129	146	175	596
Opponents	161	170	188	193	712

Aztec Individual Highs**Points**

25, Asia Avinger vs. UNLV (1-7-23)
25, Asia Avinger vs. Miami (Ohio) (12-20-22)

Field Goals Made

12, Asia Avinger vs. UNLV (1-7-23)

Field Goals Attempted

18, Asia Avinger vs. UNLV (1-7-23)

Field Goal Percentage (min. 5 made)

1.000 (6-6), Yummy Morris vs. Nevada (1-5-23)
1.000 (5-5), Yummy Morris at San Jose State (2-11-23)
1.000 (5-5), Yummy Morris at Utah State (12-31-22)
1.000 (5-5), Alex Crain vs. Sacramento State (12-7-22)

3-Point Field Goals Made

6, Mercedes Staples vs. Southeastern Louisiana (11-15-22)

3-Point Field Goals Attempted

13, Mercedes Staples at New Mexico (2-4-23)

3-Point Field Goal Percentage (min. 3 made)

1.000 (6-6), Mercedes Staples vs. Southeastern Louisiana (11-15-22)

Free Throws Made

12, Abby Prohaska vs. Antelope Valley (11-12-22)

Free Throws Attempted

12, Abby Prohaska vs. Antelope Valley (11-12-22)

Free Throw Percentage (min 6 made)

1.000 (12-12), Abby Prohaska vs. Antelope Valley (11-12-22)

Rebounds

13, Khylee Pepe vs. San Diego Christian (11-9-22)

Assists

13, Sophia Ramos at San Jose State (2-11-23)

Steals

7, Alex Crain vs. San Diego Christian (11-9-22)

Blocked Shots

3, Yummy Morris vs. [4] New Mexico (3-6-23)
3, Yummy Morris vs. Wyoming (2-18-23)
3, Yummy Morris at Nevada (2-9-23)
3, Sophia Ramos vs. Nevada (1-5-23)

Turnovers

7, Asia Avinger at UC San Diego (12-1-22)

Minutes

40, Sophia Ramos vs. UNLV (1-7-23)

Aztec Team Highs

Points	95	vs. Antelope Valley (11-12-22)
Field Goals Made	35	at Utah State (12-31-22)
Field Goal Attempts	84	vs. San Diego Christian (11-9-22)
Field Goal Percentage	.565 (35-62)	at Utah State (12-31-22)
3-pt Field Goals Made	11	vs. San Diego (12-10-22)
3-pt Field Goals Attempted	30	vs. San Diego Christian (11-9-22)
3-pt FG Percentage (Min 10 Att)	.647 (11-17)	vs. San Diego (12-10-22)
Free Throws Made	34	vs. Antelope Valley (11-12-22)
Free Throw Attempts	43	vs. Antelope Valley (11-12-22)
FT Percentage (Min 10 att.)	.947 (18-19)	at Wyoming (1-21-23)
Rebounds	55	vs. Antelope Valley (11-12-22) vs. San Diego Christian (11-9-22)
Assists	24	at New Mexico (2-4-23) at Utah State (12-31-22)
Steals	27	vs. San Diego Christian (11-9-22)
Blocked Shots	8	at Nevada (2-9-23)
Turnovers	25	vs. San Francisco (12-4-22)
Fouls	26	at No. 21/24 [1] UNLV

Aztec Team Lows

Points	44	vs. Georgia (12-21-22)
Field Goals Made	15	vs. Georgia (12-21-22)
Field Goal Attempts	43	vs. Colorado State (2-16-23)
Field Goal Percentage	.305 (18-59)	vs. Portland (11-18-22)
3-pt Field Goals Made	2	vs. Miami Ohio (12-20-22) at Nevada (2-9-23)
3-pt Field Goals Attempted	8	vs. Wyoming (2-18-23) vs. San Francisco (12-4-22)
3-pt Field Goal Percentage	.125 (3-24)	vs. UNLV (1-7-23)
Free Throws Made	1	vs. Southeastern Louisiana (11-15-22)
Free Throws Attempted	1	vs. Southeastern Louisiana (11-15-22)
FT Percentage (Min 10 att.)	.500 (11-22)	vs. San Diego Christian (11-9-22)
Rebounds	21	vs. Wyoming (2-18-23)
Assists	7	vs. Miami Ohio (12-20-22)
Steals	2	at Colorado State (1-16-23)
Blocked Shots	0	Three times with 0
Turnovers	8	at Wyoming (1-21-23) vs. UNLV (1-7-23)
Fouls	10	vs. New Mexico (3-6-23) vs. Air Force (2-28-23) vs. Colorado State (2-16-23) vs. Grambling State (11-22-22)

Aztec Scoring

First Half High	51	vs. Fresno State (1-26-23) vs. Antelope Valley (11-12-22)
First Quarter High	24	at Utah State (12-31-22)
Second Quarter High	31	vs. Fresno State (1-26-23)
Second Half High	47	at New Mexico (2-4-23)
Third Quarter High	31	at Utah State (12-31-22)
Fourth Quarter High	29	at New Mexico (2-4-23)
First Half Low	16	vs. Georgia (12-21-22) at No. 2 Stanford (11-7-22)
First Quarter Low	4	at No. 2 Stanford (11-7-22)
Second Quarter Low	3	vs. Boise State (1-14-23)
Second Half Low	22	at Fresno State (1-11-23) vs. San Francisco (12-4-22)
Third Quarter Low	8	at No. 21/24 [1] UNLV
Fourth Quarter Low	8	at Colorado State (1-16-23)
Largest Halftime Lead	38 (51-13)	vs. Antelope Valley (11-12-22)
Largest Halftime Deficit	26 (16-42)	at No. 2 Stanford (11-7-22)
Largest Margin of Victory	54 (95-41)	vs. Antelope Valley (11-12-22)
Largest Loss	38 (48-86)	at No. 2 Stanford (11-7-22)
Largest Deficit in a Win	13 (31-44)	vs. New Mexico (1-19-23)
Largest Lead in a Loss	15 (35-20)	vs. Wyoming (2-18-23)

Opponent Team Highs

Points	85	at No. 2 Stanford (11-7-22)
Field Goals Made	32	at No. 2 Stanford (11-7-22)
Field Goal Attempts	62	at No. 24/25 UNLV (2-2-23) vs. San Francisco (12-4-22) at No. 2 Stanford (11-7-22)
Field Goal Percentage	.578 (26-45)	vs. Wyoming (2-18-23)
3-pt Field Goals Made	11	vs. New Mexico (1-19-23) at No. 2 Stanford (11-7-22)
3-pt Field Goals Attempts	30	at No. 2 Stanford (11-7-22)
3-pt FG Percentage (Min 10 Att)	.667 (8-12)	at Boise State (1-30-23)
Free Throws Made	23	at No. 21/24 [1] UNLV
Free Throws Attempts	33	at No. 21/24 [1] UNLV
FT Percentage (Min 10 att.)	1.000 (17-17)	at Nevada (2-9-23)
Rebounds	50	1.000 (12-12) vs. Wyoming (2-18-23) at No. 2 Stanford (11-7-22)
Assists	26	at No. 2 Stanford (11-7-22)
Steals	12	vs. Nevada (1-5-23) vs. Portland (11-18-22)
Blocked Shots	7	at No. 24/25 UNLV (2-2-23) at Boise State (1-30-23) vs. Boise State (1-14-23) at No. 2 Stanford (11-7-22)
Turnovers	37	vs. San Diego Christian (11-9-22)
Fouls	28	vs. Antelope Valley (11-12-22)

Opponent Team Lows

Points	30	vs. San Diego Christian (11-9-22)
Field Goals Made	10	vs. San Diego Christian (11-9-22)
Field Goal Attempts	44	at Fresno State (1-11-23) vs. Miami Ohio (12-20-22) vs. Georgia (12-21-22) vs. Seattle (11-25-22)
Field Goal Percentage	.213 (10-47)	vs. San Diego Christian (11-9-22)
3-pt Field Goals Made	1	vs. San Diego Christian (11-9-22)
3-pt Field Goal Attempts	8	vs. Georgia (12-21-22)
3-pt Field Goal Percentage	.083 (1-12)	vs. San Diego Christian (11-9-22)
Free Throws Made	2	vs. Air Force (2-28-23)
Free Throw Attempts	2	vs. Air Force (2-28-23)
FT Percentage (Min 10 att.)	.500 (8-16)	vs. Southeastern Louisiana (11-15-22)
Rebounds	24	Fresno State (1-26-23)
Assists	4	vs. Fresno State (1-26-23) vs. Grambling State (11-22-22) vs. San Diego Christian (11-9-22)
Steals	1	vs. Boise State (1-14-23)
Blocked Shots	0	vs. [4] New Mexico (3-6-23) vs. San Jose State (1-28-23) vs. UNLV (1-7-23)
Turnovers	5	at Colorado State (1-16-23)
Fouls	7	vs. Air Force (2-28-23)

Opponent Scoring

First Half High	45	at New Mexico (2-4-23)
First Quarter High	27	at New Mexico (2-4-23)
Second Quarter High	22	vs. UNLV (1-7-23) vs. New Mexico (3-6-23)
Second Half High	50	vs. Wyoming (2-18-23)
Third Quarter High	27	at No. 2 Stanford (11-7-22)
Fourth Quarter High	29	vs. Wyoming (2-18-23)
First Half Low	10	vs. San Diego Christian (11-9-22)
First Quarter Low	3	vs. San Diego (12-10-22)
Second Quarter Low	5	vs. Colorado State (2-16-23) vs. Seattle (11-25-22) vs. San Diego Christian (11-9-22)
Second Half Low	15	San Jose State (1-28-23)
Third Quarter Low	5	San Jose State (1-28-23)
Fourth Quarter Low	3	vs. Southeastern Louisiana (11-15-22)
Largest Halftime Lead	26 (42-16)	at No. 2 Stanford (11-7-22)
Largest Halftime Deficit	38 (13-51)	vs. Antelope Valley (11-12-22)
Largest Margin of Victory	38 (86-48)	at No. 2 Stanford (11-7-22)
Largest Loss	54 (41-95)	vs. Antelope Valley (11-12-22)
Largest Deficit in a Win	15 (20-35)	vs. Wyoming (2-18-23)
Largest Lead in a Loss	13 (44-31)	vs. New Mexico (1-19-23)

► **THE LAST TIME AN AZTEC...**

Scored 20-24 points

23, Asia Avinger, 2-9-23 at Nevada

Scored 25-29 points

25, Asia Avinger, 1-7-23 vs. UNLV

Scored 30-39 points

30, Asia Avinger, 1-15-22 vs. Boise State

Scored 40+ points

41, Chana Perry, 1-2-88 vs. Northern Illinois

Had 20+ rebounds

27, Chana Perry, 11-25-88 vs. Alabama State

Had 15-19 rebounds

16, Mallory Adams, 3-11-19 vs. [2] New Mexico

Had 10-14 rebounds

12, Kim Villalobos, 2-28-23 vs. Air Force

Had 10+ assists

13, Sophia Ramos, 2-13-23 at San Jose State

Had A Double-Double

Sophia Ramos, 10 points, 12 rebounds, 2-16-23 vs. Colorado State

Had A Triple-Double

Chelsea Hopkins, 13 points, 11 rebounds, 12 assists, 3-9-13 vs. Boise State

► **The Last Time San Diego State...**

Had two players score 20 points in the same game

Asia Avinger (30) & Mallory Adams (25), 1-15-22 vs. Boise State

Had two players with a double-double in the same game

Sophia Ramos (16 points & 13 assists) & Kim Villalobos (19 points & 11 rebounds) 2-13-23 at San Jose State

Scored 100+ points

101, vs. Colorado State (101-62), 1-25-92

Allowed 100+ points

104, vs. UCLA (56-104), 12-11-98

Won by 20+ points

25, at San Jose State (2-11-23)

Won by 30+ points

34, at Utah State (89-55), 12-31-22

Won by 40+ points

54, vs. Antelope Valley (95-41), 11-12-22

Won in Overtime

at Colorado State (64-61), 2-24-20

Lost in Overtime

at Colorado State (77-84), 12-10-20 (2 OT)

► **2022-23 AZTEC LEADERS**

Double-Figure Scoring Games

Sophia Ramos (26), Yummy Morris (19), Asia Avinger (16), Mercedes Staples (15), Kim Villalobos (15), Abby Prohaska (11), Alex Crain (3), Sarah Barcello (1), Khylee Pepe (1), Meghan Fiso (1)

SDSU High Scorer*

Sophia Ramos (8), Asia Avinger (8), Mercedes Staples (7), Abby Prohaska (6), Yummy Morris (3), Kim Villalobos (3), Alex Crain (1), Meghan Fiso (1)

Double-Figure Rebounding Games

Kim Villalobos (3), Abby Prohaska (1), Khylee Pepe (1), Sophia Ramos (1)

Double-Doubles

Kim Villalobos (2), Sophia Ramos (2), Abby Prohaska (1), Khylee Pepe (1)

Games Led SDSU In Rebounds*

Kim Villalobos (12), Yummy Morris (11), Mercedes Staples (5), Abby Prohaska (4), Khylee Pepe (3), Sophia Ramos (3), Asia Avinger (3), Sarah Barcello (2)

Games Led SDSU In Assists*

Asia Avinger (19), Sophia Ramos (13), Mercedes Staples (3), Sarah Barcello (2), Alex Crain (2), Kim Villalobos (2), Abby Prohaska (2), Khylee Pepe (1)

Games Led SDSU In Steals*

Asia Avinger (14), Sophia Ramos (10), Abby Prohaska (9), Mercedes Staples (7), Kim Villalobos (6), Yummy Morris (2), Alex Crain (2), Khylee Pepe (2), Sarah Barcello (1)

Games Led SDSU In Blocks*

Yummy Morris (18), Kim Villalobos (9), Sophia Ramos (6), Khylee Pepe (5), Asia Avinger (3), Abby Prohaska (2), Sarah Barcello (2), Mercedes Staples (1)

*Includes ties

► **2022-23 SPECIALTY STATS**

	San Diego State/Opponent				
	Points in Paint	Points off TOs	2nd Chance Points	Fast Break Points	Bench Points
at No. 2 Stanford (L)	16/38	10/17	7/15	2/7	21/48
vs. San Diego Christian (W)	46/16	38/4	16/3	28/1	29/7
vs. Antelope Valley (W)	42/12	34/7	20/8	27/4	46/21
vs. Southeastern La. (W)	36/14	17/14	6/2	11/2	14/7
vs. Portland (W)	20/28	21/10	15/5	10/3	10/27
vs. Grambling State (W)	36/18	11/9	7/9	8/0	10/9
vs. Seattle (W)	50/14	41/6	6/5	12/3	19/23
at UC San Diego (W)	34/16	22/23	7/11	15/6	33/23
vs. San Francisco (L)	22/34	9/24	4/4	4/11	16/42
vs. Sacramento State (W)	18/28	23/9	4/14	13/4	21/6
vs. San Diego (W)	22/16	17/13	6/9	13/2	22/11
vs. Miami Ohio (W)	34/20	20/20	11/2	5/8	7/2
vs. Georgia (L)	12/18	25/16	9/15	5/8	3/33
at Utah State (W)	46/18	33/12	4/5	6/8	30/18
vs. Nevada (W)	38/30	16/9	5/7	6/9	22/22
vs. UNLV (L)	38/30	18/12	1/19	8/5	6/32
at Fresno State (W)	22/24	16/7	13/6	9/4	9/11
vs. Boise State (W)	26/18	22/2	6/8	10/5	4/18
at Colorado State (L)	16/30	0/16	3/2	2/16	6/7
vs. New Mexico (W)	36/24	12/10	2/7	12/5	9/7
at Wyoming (L)	34/42	11/5	6/3	2/4	24/21
vs. Fresno State (W)	36/26	22/11	10/7	12/2	25/12
vs. San Jose State (W)	28/18	18/12	8/7	16/5	14/10
at Boise State (L)	28/12	25/7	8/4	11/10	17/12
at New Mexico (L)	34/42	20/17	9/4	9/13	17/34
at Nevada (W)	40/14	13/11	7/6	5/12	14/7
at San Jose State (W)	38/40	23/14	3/9	5/4	11/24
vs. Colorado State (W)	12/24	7/14	10/8	3/1	12/11
vs. Wyoming (L)	36/38	11/9	7/4	4/2	5/13
at No. 24/25 UNLV (L)	22/36	21/12	8/13	6/12	9/11
vs. Air Force (W)	26/26	19/10	0/8	4/4	8/11
vs. [4] New Mexico (W)	38/40	7/7	6/7	0/4	10/4
at No. 21/24 [1] UNLV (L)	34/34	18/11	6/12	8/2	15/5

► 2022-23 AZTEC GAME-BY-GAME POINTS-REBOUNDS-ASSISTS

Opponent	0 Khylee Pepe	1 Asia Avinger	2 Sophia Ramos	5 Yummy Morris	12 Mercedes Staples	13 Meghan Fiso	20 Sarah Barcello	21 Alex Crain	22 Natalija Grizelj	23 Kim Villalobos	24 Abby Prohaska
at No. 2 Stanford (L)	4-3-2	DNP	4-0-1	4-3-1	7-3-2	9-1-0	0-0-2	9-0-0	0-0-0	7-2-0	4-3-1
vs. San Diego Christian (W)	10-13-1	DNP	16-4-4	13-4-1	16-4-3	11-2-1	0-7-4	3-6-4	0-2-0	4-6-1	8-5-2
vs. Antelope Valley (W)	15-4-3	13-4-4	10-6-1	8-5-0	12-3-1	6-4-0	6-7-1	3-2-2	0-0-0	6-6-3	16-10-0
vs. Southeastern Louisiana (W)	0-1-0	11-6-7	8-1-2	8-1-1	18-6-3	2-2-0	6-7-0	2-0-1	DNP	10-6-3	4-4-1
vs. Portland (W)	6-3-0	DNP	12-1-3	11-8-1	20-3-0	2-2-1	0-6-0	0-1-3	DNP	2-6-2	2-3-2
vs. Grambling State (W)	DNP	DNP	16-5-7	12-4-3	3-4-4	2-1-1	2-3-0	7-2-1	0-0-0	10-11-1	15-3-4
vs. Seattle (W)	DNP	DNP	8-4-4	19-4-0	5-5-2	9-5-2	2-7-1	7-1-0	0-0-0	14-4-7	6-2-1
at UC San Diego (W)	2-3-2	10-2-6	12-2-3	0-3-2	7-7-2	3-1-0	5-1-0	DNP	DNP	10-4-0	23-4-3
vs. San Francisco (L)	2-2-0	12-2-1	5-5-3	3-4-0	13-9-4	DNP	4-0-1	6-1-0	DNP	7-4-0	4-3-0
vs. Sacramento State (W)	0-2-0	6-4-3	10-5-5	6-2-0	20-4-3	DNP	0-1-0	13-1-0	DNP	7-3-0	8-6-1
vs. San Diego (W)	4-2-0	9-3-5	18-5-1	4-2-0	9-4-2	DNP	3-1-0	11-1-1	DNP	6-5-5	4-1-4
vs. Miami Ohio (W)	5-3-0	25-3-3	11-5-3	7-2-0	DNP	DNP	0-0-0	2-2-0	DNP	6-3-0	10-7-1
vs. Georgia (L)	0-0-0	9-1-2	11-3-4	6-4-0	DNP	DNP	3-1-1	0-1-3	0-0-0	4-6-1	11-4-2
at Utah State (W)	7-7-3	12-3-3	15-4-6	10-2-0	DNP	DNP	11-1-1	7-1-4	0-0-0	9-5-0	18-4-7
vs. Nevada (W)	2-1-0	8-5-9	16-2-3	14-3-0	DNP	DNP	8-3-0	12-3-3	DNP	9-7-1	11-2-3
vs. UNLV (L)	0-1-2	25-1-6	10-2-4	10-6-0	DNP	DNP	6-4-0	0-0-0	DNP	17-5-0	2-3-1
at Fresno State (W)	4-4-0	4-3-6	13-7-2	14-8-1	DNP	DNP	0-0-1	5-1-0	DNP	2-4-0	7-3-2
vs. Boise State (W)	2-1-0	18-3-5	13-2-2	4-8-0	DNP	DNP	2-3-2	0-2-2	DNP	14-7-2	2-5-2
at Colorado State (L)	0-0-0	4-7-5	15-3-5	0-3-0	2-1-0	DNP	0-2-1	4-0-2	DNP	12-7-0	21-5-0
vs. New Mexico (W)	2-2-0	21-2-4	15-3-0	8-6-1	5-5-2	DNP	0-0-0	2-3-0	DNP	6-1-3	6-2-4
at Wyoming (W)	6-3-0	13-3-3	10-5-2	12-8-0	10-3-3	DNP	6-3-0	2-1-2	DNP	10-5-0	4-2-1
vs. Fresno State (W)	4-3-2	10-6-3	8-5-7	10-5-1	8-2-1	DNP	9-1-0	4-1-0	0-0-0	11-4-5	11-2-2
vs. San Jose State (W)	0-3-0	7-6-3	12-2-6	10-7-1	12-2-0	DNP	1-2-2	1-1-0	0-0-0	14-3-1	2-4-1
at Boise State (L)	0-0-0	13-6-3	7-5-5	10-7-0	12-5-1	DNP	0-0-0	0-1-1	DNP	9-2-2	6-0-1
at New Mexico (L)	0-0-0	6-1-9	21-6-7	18-2-0	17-3-0	DNP	0-0-0	0-1-2	DNP	14-8-2	2-4-4
at Nevada (W)	4-3-0	23-4-4	13-2-3	13-7-0	2-8-1	DNP	3-4-0	0-3-0	DNP	2-0-1	7-2-1
at San Jose State (W)	7-3-1	7-2-3	16-3-13	10-1-0	17-6-1	DNP	0-0-0	2-0-0	0-2-0	19-11-1	2-2-3
vs. Colorado State (W)	0-0-0	7-3-3	10-12-2	7-3-0	13-8-0	DNP	0-1-0	8-0-1	DNP	4-6-2	4-5-0
vs. Wyoming (L)	0-1-0	15-2-3	9-6-1	17-6-1	2-1-1	DNP	DNP	2-1-0	DNP	10-2-1	3-0-1
at No. 24/25 UNLV (L)	2-3-0	7-5-6	12-4-3	12-1-1	17-5-2	DNP	3-4-0	DNP	DNP	2-3-1	4-2-1
vs. Air Force (W)	5-3-1	17-2-6	10-6-1	8-2-1	10-3-1	DNP	3-1-0	DNP	DNP	7-12-1	0-0-2
vs. [4] New Mexico (W)	0-0-2	12-5-2	15-7-8	12-9-0	10-2-3	DNP	0-1-0	0-0-1	DNP	10-6-0	10-4-0
at No. 21/24 [1] UNLV (L)	0-2-1	5-4-4	17-2-4	14-6-0	7-1-2	DNP	0-3-0	0-1-0	DNP	10-9-1	15-3-0

Starting Lineups

Game	F/C	F	G	G	G
at No. 2 Stanford (L)	Morris	Villalobos	Staples	Barcello	Crain
vs. San Diego Christian (W)	Morris	Villalobos	Staples	Ramos	Crain
vs. Antelope Valley (W)	Morris	Villalobos	Staples	Ramos	Avinger
vs. Southeastern La. (W)	Morris	Villalobos	Staples	Ramos	Avinger
vs. Portland (W)	Morris	Villalobos	Staples	Ramos	Crain
vs. Grambling State (W)	Morris	Villalobos	Staples	Ramos	Prohaska
vs. Seattle (W)	Morris	Villalobos	Staples	Ramos	Prohaska
at UC San Diego (W)	Morris	Villalobos	Staples	Ramos	Avinger
vs. San Francisco (L)	Morris	Villalobos	Staples	Ramos	Avinger
vs. Sacramento State (W)	Morris	Villalobos	Staples	Ramos	Avinger
vs. Miami Ohio (W)	Morris	Villalobos	Prohaska	Ramos	Avinger
vs. Georgia (L)	Morris	Villalobos	Prohaska	Ramos	Avinger
at Utah State (W)	Morris	Villalobos	Prohaska	Ramos	Crain
vs. Nevada (W)	Morris	Villalobos	Prohaska	Ramos	Avinger
vs. UNLV (L)	Morris	Villalobos	Prohaska	Ramos	Avinger
at Fresno State (W)	Morris	Villalobos	Prohaska	Ramos	Avinger
vs. Boise State (W)	Morris	Villalobos	Prohaska	Ramos	Avinger
at Colorado State (L)	Morris	Villalobos	Prohaska	Ramos	Avinger
vs. New Mexico (W)	Morris	Villalobos	Prohaska	Ramos	Avinger
at Wyoming (W)	Morris	Villalobos	Prohaska	Ramos	Avinger
vs. Fresno State (W)	Morris	Villalobos	Prohaska	Ramos	Avinger

Starting Lineups

Game	F/C	F	G	G	G
vs. San Jose State (W)	Morris	Villalobos	Prohaska	Ramos	Avinger
at Boise State (L)	Morris	Villalobos	Prohaska	Ramos	Avinger
at New Mexico (L)	Morris	Villalobos	Prohaska	Ramos	Avinger
at Nevada (W)	Morris	Villalobos	Staples	Ramos	Avinger
at San Jose State (W)	Morris	Villalobos	Staples	Ramos	Avinger
vs. Colorado State (W)	Morris	Villalobos	Staples	Ramos	Avinger
vs. Wyoming (L)	Morris	Villalobos	Staples	Ramos	Avinger
at No. 24/25 UNLV (L)	Morris	Villalobos	Staples	Ramos	Avinger
vs. Air Force (W)	Morris	Villalobos	Staples	Ramos	Avinger
vs. [4] New Mexico (W)	Morris	Villalobos	Staples	Ramos	Avinger
at No. 21/24 [1] UNLV (L)	Morris	Villalobos	Staples	Ramos	Avinger

Lineup Records

Morris, Villalobos, Staples, Ramos, Avinger, 9-4
 Morris, Villalobos, Prohaska, Ramos, Avinger, 8-5
 Morris, Villalobos, Staples, Ramos, Crain, 2-0
 Morris, Villalobos, Staples, Ramos, Prohaska, 2-0
 Morris, Villalobos, Prohaska, Ramos, Crain, 1-0
 Morris, Villalobos, Staples, Barcello, Crain, 0-1

2022-23 BROADCAST ROSTER



KHYLEE PEPE
So. | 5-11 | G/F
Long Beach, Calif.
Bishop Montgomery HS

0



ASIA AVINGER
So. | 5-7 | G
Cerritos, Calif.
Rosary HS

1



SOPHIA RAMOS
Sr. | 5-9 | G
San Antonio, Texas
Incarnate Word HS

2



BAILEE CHYNOWETH
Jr. | 5-11 | G
Austin, Texas
Westlake HS

4



YUMMY MORRIS
Sr. | 6-2 | F
North Little Rock, Ark.
TCU/North Little Rock HS

5




JAIDA BROOKS
Fr. | 5-6 | G
Phoenix, Ariz.
PHH Prep

11



MERCEDES STAPLES
Sr. | Jr. | G
Centerville, Utah
Minnesota/Viewmont HS

12



MEGHAN FISO
Jr. | 5-10 | G
Seattle, Wash.
Michigan/Garfield HS

13



SARAH BARCELLO
Sr. | 5-11 | G
Phoenix, Ariz.
Marist/Seton Catholic Prep

20



ALEX CRAIN
Sr. | 5-9 | G
McKinney, Texas
TCU/Dallas Thunder

21



NATALIA GRIZELJ
Fr. | 5-9 | G
Sunnyvale, Calif.
Saint Francis HS

22



KIM VILLALOBOS
Jr. | 6-0 | F
Los Angeles, Calif.
Chaminade HS

23



ABBY PROHASKA
Sr. | 5-9 | G
Liberty Township, Ohio
Lakota West HS

24



ADRYANA QUEZADA
Sr. | 5-10 | G/F
Frisco, Texas
Utah State/Lone Star HS

32



STACIE TERRY-HUTSON
Head Coach
10th Season
UT Arlington (1998)

HC



JASON GLOVER
Assistant Coach
Second Season
Grand Canyon (1985)

AC



KELLIE LEWIS
Assistant Coach
Second Season
Boise State (1998)

AC



JON SILVER
Assistant Coach
Second Season as AC (7th overall)
UCLA (2009), LSU (2017)

AC