



SAN DIEGO STATE WOMEN'S BASKETBALL

2022-23 GAME NOTES

Ben Pearson, Assistant Media Relations Director • E-mail: ben.pearson@sdsu.edu • Office: 619-594-5547

2022-23 SCHEDULE

Date	Opponent	Time/Result
Nov. 7	at No. 2/2 Stanford	L, 48-86
Nov. 9	vs. San Diego Christian	W, 81-30
Nov. 12	vs. Antelope Valley	W, 95-41
Nov. 15	vs. Southeastern Louisiana	W, 69-53
Nov. 18	vs. Portland	W, 53-51
Nov. 22	vs. Grambling State	W, 66-41
Nov. 25	vs. Seattle	W, 70-36
Dec. 1	at UC San Diego	W, 72-60
Dec. 4	vs. USF (at Chase Center)	L, 56-65
Dec. 7	vs. Sacramento State	W, 70-59
Dec. 10	vs. San Diego	W, 68-45
Dec. 20	vs. Miami (Ohio) [^]	W, 66-57
Dec. 21	vs. Georgia [^]	L, 44-63
Dec. 31	at Utah State*	W, 89-55
Jan. 5	Nevada*	W, 80-70
Jan. 7	UNLV*	L, 70-76
Jan. 11	at Fresno State*	W, 49-43
Jan. 14	Boise State*	W, 55-42
Jan. 16	at Colorado State*	L, 58-71
Jan. 19	New Mexico*	W, 65-61
Jan. 21	at Wyoming*	W, 73-66
Jan. 26	Fresno State*	W, 75-56
Jan. 28	San Jose State*	W, 59-39
Jan. 30	at Boise State*	L, 57-62
Feb. 4	at New Mexico*	L, 78-83
Feb. 9	at Nevada*	6:30 p.m.
Feb. 11	at San Jose State*	1 p.m.
Feb. 16	Colorado State*	6 p.m.
Feb. 18	Wyoming*	1 p.m.
Feb. 25	at UNLV*	2 p.m.
Feb. 28	Air Force*	6 p.m.

* Mountain West game

[^] at West Palm Beach Invitational

Home games in **Bold**

All times listed in Pacific

Game 26 | at Nevada | Thursday Feb. 9, 6:30 p.m. PT | Lawlor Events Center | Reno, Nevada

LIVE MEDIA: Mountain West Network | Aztec Radio Network | Live Stats



SAN DIEGO STATE

2022-23 Record: 18-7 (8-4 MW)
Head Coach: Stacie Terry-Hutson
10th Year at San Diego State



NEVADA

2022-23 Record: 9-14 (6-6 MW)
Head Coach: Amanda Levens
Sixth Year at Nevada

TEAM LEADERS

Scoring	Sophia Ramos - 11.8
Rebounding	Kim Villalobos - 5.0
Assists	Asia Avinger - 4.5

TEAM LEADERS

Scoring	Audrey Roden - 10.5
Rebounding	Alyssa Jimenez - 6.5
Assists	Alyssa Jimenez - 2.6

- The Aztecs play at Nevada Thursday at 6:30 p.m. PT.
- SDSU is in a three-way tie for second place with Wyoming and Colorado State.
- The Aztecs are coming off an 83-78 loss at New Mexico last Saturday, the Aztecs' first two game losing streak of the year.
- SDSU's 18 wins are their most since the 2012-13 season.
- The Aztecs are amid a stretch of four straight road games. This is the first time SDSU has ever played four straight Mountain West road games in a row and the first time they've been on the road for four straight since November of 2008.
- At New Mexico Saturday, SDSU tied a season-high with 24 assists on their 29 made baskets.
- Defensively, the Aztecs are first in the Mountain West in points allowed (56.5) and three-point percentage defense (.288) and second in steals per game (10.6).
- On offense, SDSU leads the conference in assists per game (15.3).
- SDSU is in the top 30 in the nation in scoring defense (56.5), steals per game (10.6) and turnover margin (+5.0).
- The Aztecs have a 1.31 assist-to-turnover ratio in MW play. Their 1.08 ratio on the season is their best since the 1983-84 season.
- SDSU has six players averaging between 8.0 and 12.0 points/game. Five players are averaging at least 9.0 points in MW play.
- Six different Aztecs have scored in double-digits in at least nine games and four players have been the team's high scorer in at least five games.
- SDSU has six players in their fifth year of college and all six are currently pursuing a master's degree.
- The Aztecs also have six players who were top 100 recruits coming out of high school.
- Sophia Ramos is the only player in the nation with at least 1,800 points, 600 rebounds and 500 assists in her career.
- Ramos is second in school history in points and assists and is in the top three in program history in five other statistical categories including games (1st), made free throws (3rd), and made threes (3rd). On Saturday, she surpassed 500 assists and 200 made threes for her career.
- Mercedes Staples is shooting 44.6% from three on the year and 40.0 percent in her SDSU career, the best in program history.
- Asia Avinger leads the Mountain West in steals per game (2.6) in conference play.
- SDSU is 14-2 when scoring 60 or more points and 14-0 when their opponent is held under 60.
- In their 25 games, SDSU has had fewer turnovers than their opponent 20 times.
- SDSU has had more steals than their opponent in all but three games and their 10.6 swipes per game is 23rd in the country.
- 13 of SDSU's 18 wins have been by double-digits and seven have been by at least 20 points.
- The Aztecs have held their opponent under 50 points eight times and under 40 percent shooting 14 times.
- SDSU is 13-1 at home this season with an average margin of victory of 19.8 points. Since the beginning of last year, the Aztecs are 23-6 inside Viejas Arena. SDSU's men's and women's teams have the most combined home wins in the nation.

SAN DIEGO STATE AZTECS 2022-23 ROSTER

No.	Name	Pos.	Ht.	Yr.	PPG	RPG	APG	Individual Player Notes
0	Khylee Pepe	G/F	5-11	So.	3.3	2.7	0.7	Most off. rebs per min on team... Had 1st career double-double vs. SDCC (11-9) with career-high 13 rebs.
1	Asia Avinger	G	5-7	So.	11.8	3.6	4.5	9 assists & 5 steals at UNM... 2nd in steals and 3rd in assists in the Mountain West in conference play.
2	Sophia Ramos	G	5-9	Sr.	11.8	3.7	3.6	2nd all-time at SDSU in scoring & assists... Only player in nation with 1,800 pts, 600 rebs, 500 assists.
4	Bailee Chynoweth	G	5-11	Jr.	--	--	--	Former walk-on that was awarded scholarship in 2nd semester last year.
5	Yummy Morris	F	6-2	Sr.	8.8	4.4	0.5	5 straight scoring double-digits... 57 FG% in MW games... 107 games at TCU... Adopted sister of Alex Crain.
11	Jaida Brooks	G	5-6	Fr.	--	--	--	Played alongside five DI commits at PHH Prep (Phoenix)... Averaged 12 ppg, 4.5 apg and 3.0 rpg as a Sr.
12	Mercedes Staples	G	5-10	Sr.	10.9	4.1	1.8	Shooting 40% from 3 at SDSU (best in school history) and 44.6% this year (2nd best)... 5th year senior.
13	Meghan Fiso	G	5-10	Jr.	5.5	2.3	0.6	Out with foot injury... Scored nine or more points three times... Michigan transfer... Top 40 recruit in 2020.
20	Sarah Barcello	G	5-11	Sr.	2.9	2.2	0.7	42% from 3 in MW play... Marist transfer... Missed last season w/ injury... All-MAAC 3rd Team in 20-21.
21	Alex Crain	G	5-9	Sr.	4.2	1.4	1.3	Career-high 13 pts vs. Sac St... 7 steals vs. SDCC, most since 2013... Working on 2nd Master's degree.
22	Natalija Grizelj	G	5-9	Fr.	0.0	0.2	0.0	Walk-on... Averaged 14.1 ppg, 4.6 rpg & 2.5 apg as a HS senior (St. Francis)... All-State honorable mention.
23	Kim Villalobos	F	6-0	Jr.	8.8	5.0	1.6	10.6 ppg & 54 FG% in MW play... Started every game... Played w El Salvador Nat'l Team over the summer.
24	Abby Prohaska	G	5-9	Sr.	8.3	3.6	2.0	Has 2 20+ point games... 89% from FT line... Played in 74 games (9 in NCAAs) at Notre Dame.
32	Adryana Quezada	G/F	5-10	Sr.	--	--	--	Redshirting this year... All-MW honorable mention pick at Utah St. last year... 53.6 FG% last season.

Head Coach: Stacie Terry-Hutson (UT Arlington, 1998) | 10th Season at SDSU

Assistant Coaches: Jason Glover (Grand Canyon, 1985), Kellie Lewis (Boise State, 1998), Jon Silver (UCLA, 2009; LSU 2017)

Director of Player Personnel: Mel Boscarino (Dominican University of California, 2016; San Francisco, 2018)

Operations Assistant: Jordan Mottershaw (Western Oregon, 2017; Cal State San Bernardino, 2019) | Graduate Assistant: Kibrom Gebregziabher (San Diego State, 2021)

PERSONNEL SUMMARY

Returning Starters (3):

Asia Avinger, So., G (12.0 ppg, 3.9, apg, 96 made Fts)
 Sophia Ramos, Sr., G (14.9 ppg, 5.2 rpg, 3.3 apg)
 Mercedes Staples, Sr., G (10.3 ppg, 4.0 rpg, 39.2% from 3)

Starters Lost (2):

Mallory Adams, F (10.4 ppg, 6.7 rpg, 56 made 3s)
 Kamaria Gipson, C (18 starts)

Other Letterwinners Returning (5):

Alex Crain, G (20 games, 1.3 ppg)
 Meghan Fiso, G (24 games, 1.4 ppg)
 Khylee Pepe, F (25 games, 2.7 ppg, 2.9 rpg)
 Kim Villalobos, F (6.7 ppg, 5.5 rpg, 48.8 FG%)

Other Players Returning (1):

Bailee Chynoweth, G (9 games)

Other Letterwinners Lost (2):

Kiara Edwards, F (23 games, 1.9 ppg)
 Isabela Hernandez, G/F (31 games, 2.3 ppg)

Other Players Lost (2):

Jayden Perez, G (2 games)
 Flo Vinerte, F (13 games)

Newcomers (6):

Sarah Barcello, G, Sr., (Marist, 12.6 ppg in 2020-21)
 Jaida Brooks, G, Fr., (PHH Prep, Phoenix Ariz.)
 Natalija Grizelj, G, Fr. (Saint Francis HS, Sunnyvale, Calif.)
 Yummy Morris, F, Sr., (TCU, 107 games, 23 starts)
 Abby Prohaska, G, Sr., (Notre Dame, 74 games, 9 in NCAAs)
 Adryana Quezada*, G/F, Sr., (Utah St., 15.2 ppg, 7.9 rpg in 21-22)
 * Will redshirt in 2022-23

ROSTER BREAKDOWN

By Class

Seniors (7): Barcello, Crain, Morris, Prohaska, Quezada, Ramos, Staples; **Juniors (3):** Chynoweth, Fiso, Villalobos
Sophomores (2): Avinger, Pepe; **Freshmen (2):** Brooks, Grizelj

By State (6)

Arizona (2): Barcello, Brooks; **Arkansas (1):** Morris;
California (4): Avinger, Grizelj, Pepe, Villalobos; **Ohio (1):** Prohaska;
Texas (4): Chynoweth, Crain, Quezada, Ramos;
Washington (1): Fiso

By Position

Forwards (3): Morris, Quezada, Villalobos; **Guards (11):** Avinger, Barcello, Brooks, Chynoweth, Crain, Grizelj, Fiso, Pepe, Prohaska, Ramos, Staples

By Height

6-2 (1): Morris; **6-0 (1):** Villalobos; **5-11 (3):** Barcello, Chynoweth, Pepe; **5-10 (3):** Fiso, Quezada, Staples; **5-9 (4):** Crain, Grizelj, Prohaska, Ramos; **5-7 (1):** Avinger; **5-6 (1):** Brooks

2022-23 NUMERICAL ROSTER

No.	Name	Pos.	Ht.	Yr.	Hometown (Previous School/High School)
0	Khylee Pepe	G	5-11	So.	Long Beach, Calif. (Bishop Montgomery HS)
1	Asia Avinger	G	5-7	So.*	Cerritos, Calif. (Rosary HS)
2	Sophia Ramos	G	5-9	Sr.^	San Antonio, Texas (Incarnate Word HS)
4	Bailee Chynoweth	G	5-11	Jr.	Austin, Texas (Westlake HS)
5	Yummy Morris	F	6-2	Sr.^	North Little Rock, Ark. (TCU/North Little Rock HS)
11	Jaida Brooks	G	5-6	Fr.	Phoenix, Ariz. (PHH Prep)
12	Mercedes Staples	G	5-10	Sr.^	Centerville, Utah (Minnesota/Viewmont HS)
13	Meghan Fiso	G	5-10	Jr.	Seattle, Wash. (Michigan/Garfield HS)
20	Sarah Barcello	G	5-11	Sr.	Phoenix, Ariz. (Marist/Seton Catholic Prep)
21	Alex Crain	G	5-9	Sr.^	McKinney, Texas (TCU/Dallas Thunder)
22	Natalija Grizelj	G	5-9	Fr.	Sunnyvale, Calif. (Saint Francis HS)
23	Kim Villalobos	G/F	6-0	Jr.	Los Angeles, Calif. (Chaminade HS)
24	Abby Prohaska	G	5-9	Sr.	Liberty Township, Ohio (Notre Dame/Lakota West HS)
32	Adryana Quezada	G/F	5-10	Sr.#	Frisco, Texas (Utah State/Lone Star HS)

2022-23 ALPHABETICAL ROSTER

No.	Name	Pos.	Ht.	Yr.	Hometown (Previous School/High School)
1	Asia Avinger	G	5-7	So.*	Cerritos, Calif. (Rosary HS)
20	Sarah Barcello	G	5-11	Sr.	Phoenix, Ariz. (Marist/Seton Catholic Prep)
11	Jaida Brooks	G	5-6	Fr.	Phoenix, Ariz. (PHH Prep)
4	Bailee Chynoweth	G	5-11	Jr.	Austin, Texas (Westlake HS)
21	Alex Crain	G	5-9	Sr.^	McKinney, Texas (TCU/Dallas Thunder)
13	Meghan Fiso	G	5-10	Jr.	Seattle, Wash. (Michigan/Garfield HS)
22	Natalija Grizelj	G	5-9	Fr.	Sunnyvale, Calif. (Saint Francis HS)
5	Yummy Morris	F	6-2	Sr.^	North Little Rock, Ark. (TCU/North Little Rock HS)
0	Khylee Pepe	G	5-11	So.	Long Beach, Calif. (Bishop Montgomery HS)
24	Abby Prohaska	G	5-9	Sr.	Liberty Township, Ohio (Notre Dame/Lakota West HS)
32	Adryana Quezada	G/F	5-10	Sr.#	Frisco, Texas (Utah State/Lone Star HS)
2	Sophia Ramos	G	5-9	Sr.^	San Antonio, Texas (Incarnate Word HS)
12	Mercedes Staples	G	5-10	Sr.^	Centerville, Utah (Minnesota/Viewmont HS)
23	Kim Villalobos	G/F	6-0	Jr.	Los Angeles, Calif. (Chaminade HS)

* Has utilized redshirt season
 ^ Utilizing extra year of eligibility offered by the NCAA due to COVID-19
 # Redshirting in 2022-23

Head Coach: Stacie Terry-Hutson (UT Arlington, 1998), 10th season at SDSU
 Assistant Coach: Jason Glover (Grand Canyon, 1985), Second season at SDSU
 Assistant Coach: Kellie Lewis (Boise State, 1998), Second season at SDSU
 Assistant Coach: Jon Silver (UCLA, 2009; LSU 2017), Seventh season at SDSU (Second as AC)
 Director of Player Development: Mel Boscarino (Dominican University, 2016), Second season at SDSU
 Director of Operations: Jordan Mottershaw (Western Oregon, 2017; Cal State San Bernardino, 2019), Fourth season at SDSU
 Graduate Assistant: Kibrom Gebregziabher (SDSU, 2021)

PRONUNCIATION GUIDE

Asia Avinger	AV-in-JER	Abby Prohaska	pro-HASK-kuh
Bailee Chynoweth	CHIN-uh-WITH	Adryana Quezada	EH-dree-on-uh KAY-zah-duh
Meghan Fiso	fee-ZO	Sophia Ramos	RAW-mos (not RAY-mos)
Natalija Grizelj	nuh-TAHL-yuh GRIZZ-ell	Kim Villalobos	VEE-uh-lobos
Khylee Pepe	KY-lee pep-A (not pep-uh)		

SAN DIEGO STATE QUICK FACTS

GENERAL INFORMATION

Location: San Diego, Calif., 92182
 Founded: 1897
 Enrollment: 33,870
 Nickname: Aztecs
 School Colors: Scarlet and Black
 Affiliation: NCAA Division I
 Conference: Mountain West
 Home Arena (Capacity): Steve Fisher Court at Viejas Arena (12,414)
 President: Dr. Adela de la Torre
 Director of Athletics: John David Wicker

AZTEC BASKETBALL FACTS

First Year of Basketball: 1976-77
 All-Time Record: 687-643 (.517) / 45 seasons
 Postseason Appearances/NCAA Appearances: 12/9
 Last Postseason Appearance: 2013
 Lost to BYU (69-58) in WNIT Second Round

SDSU TEAM INFORMATION

2021-22 Record: 15-16 (.483)
 2021-22 MW Record/Finish: 8-10/7th
 2022 MW Tournament Record: 1-1
 2022 Final NCAA NET: 186
 Letterwinners Returning/Lost: 8/3
 Starters Returning/Lost: 4/1
 Newcomers: 6 (2 freshmen & 4 transfers)

AZTEC BASKETBALL STAFF

Head Coach: Stacie Terry- Hutson
 Alma Mater: UT Arlington, 1998
 Career Record/Years: 110-161/10th Year
 Basketball Office Phone: 619-594-4095
 Assistant Coaches:
 Jason Glover
 Second season at SDSU
 Alma Mater: Grand Canyon, 1985
 Kellie Lewis
 Second season at SDSU
 Alma Mater: Boise State, 1998
 Jon Silver
 Seventh season at SDSU (2nd as AC)
 Alma Mater: UCLA, 2009
 Player Development Coordinator: Mel Boscarino
 Second season at SDSU
 Alma Mater: Dominican University of California, 2016
 Director of Basketball Operations: Jordan Mottershaw
 Graduate Assistant: Kibrom Gebregziabher
 Athletic Trainer: Queenie Soriano
 Academic Advisor: Dr. Bre White
 Strength and Conditioning: Justin Landry

SDSU MEDIA RELATIONS

Women's Basketball SID: Ben Pearson
 E-mail: ben.pearson@sdsu.edu
 Office Phone: 619-594-5547

Season Accomplishments

- SDSU's 18-7 start is their best since the 2012-13 season. They began the year 9-1 which was their best start since 1995-96.
- The Aztecs have 13 wins by double-digits, seven by at least 20 points and four by 30.
- The Aztecs started 9-0 at home for the first time since 2008-09.
- The Aztecs had back-to-back 50+ point wins (San Diego Christian and Antelope Valley) for the first time since 1984.
- SDSU had 27 steals against San Diego Christian, their most in a game in the Mountain West era (2000-present).
- SDSU held San Diego Christian to 30 points, the lowest point total they've held an opponent to since 2015, also against San Diego Christian (60-25).
- The Aztecs' two 50+ point victories were their largest margin of victory since Dec. 18, 2007, a 91-33 win over Navy.
- SDSU's 89-55 win at Utah State (Dec. 31) was their largest margin of victory in a conference game since the 2012-13 season.
- The Aztecs' 89 points was their most in a Mountain West game in nearly four years (1-20-18 vs. New Mexico).
- In that game, SDSU shot 56.5% from the field, their best in a conference game in 12 years.
- Against UNLV, Asia Avinger became just the fourth Aztec in the MW era to have at least 25 points and six assists in a game.
- Against Seattle, Kim Villalobos became the first Aztec in five years (and just the sixth in the Mountain West era) to have at least seven made field goals, seven assists and three steals in a game.
- Yummy Morris (North Little Rock, Arkansas) won the Mountain West Player of the Week award on Nov. 28. after averaging 15.5 points, 4.0 rebounds & 3.0 steals per game while shooting 65 percent from the floor.
- Mercedes Staples was a perfect 6-for-6 from three against Southeastern Louisiana (Nov. 15). to become the first Aztec in the MW era to make six or more three-pointers without a miss.
- Abby Prohaska was 12-for-12 from the free throw line vs. Antelope Valley (Nov. 12), making her just the second Aztec in the Mountain West era to make at least 12 free throws without a miss (Sophia Ramos, 16-16 vs. New Mexico 1-29-20).
- Three different Aztecs have had double-doubles this year, Khylee Pepe, Abby Prohaska and Kim Villalobos. It was the first career double-double for Pepe and Prohaska.
- Alex Crain had seven steals against San Diego Christian, the most by an Aztec in a game since Dec. 19, 2013 (Ahjalee Harvey vs. Miami Ohio).
- The Aztecs received votes in the preseason USA Today Coaches poll.

Best Since...

Stat	Value	Best Since
Assist/TO Ratio	1.08	1983-84 (1.15)
Steals/Game	10.6	2008-09 (11.25)
Opponent Assist/TO Ratio	0.56	2008-09 (0.55)
Assists/Game	15.3	2009-10 (15.7)
Effective FG%	.484	2009-10 (.485)
Turnovers Forced/Game	19.2	2009-10 (19.4)
Assist/FGs Made	.616	2010-11 (.627)
Points Allowed	56.5	2012-13 (52.7)
FG% Allowed	.385	2012-13 (.337)
FG% Differential	.049	2012-13 (.094)
Win%	.720	2012-13 (.794)
Start Through 23 Games	18-7	2012-13 (20-5)
Win Margin	10.2	2012-13 (15.6)
3-Point% Allowed	.288	2014-15 (.282)

* The Mountain West era

SAN DIEGO STATE STREAKS

Most Consecutive Starts^

	Consecutive	Total
Kim Villalobos	25	39
Yummy Morris	25	25
Sophia Ramos	24	129
Abby Prohaska	14	16
Asia Avinger	11	49
Mercedes Staples	0	63
Alex Crain	0	17
Khylee Pepe	0	5
Sarah Barcello	0	1
Bailee Chynoweth	0	1

Most Consecutive Games*

	Consecutive	Total
Sophia Ramos	64	132
Kim Villalobos	33	75
Sarah Barcello	25	25
Yummy Morris	25	25
Abby Prohaska	25	25
Asia Avinger	18	51
Khylee Pepe	18	48
Alex Crain	17	67
Mercedes Staples	7	70
Meghan Fiso	0	32
Bailee Chynoweth	0	19
Natalija Grizelj	0	9

Most Consecutive Games With A Point^

	Consecutive	Total
Mercedes Staples	71	71
Sophia Ramos	63	131
Asia Avinger	51	51
Kim Villalobos	42	70
Abby Prohaska	25	25
Meghan Fiso	9	15
Yummy Morris	6	23
Alex Crain	0	44
Khylee Pepe	0	34
Sarah Barcello	0	15
Bailee Chynoweth	0	5

*SDSU totals only

^must have played in the game

SDSU RECORD IN 2022-23 WHEN...

Playing at home	13-1
Playing on the road	4-4
Playing at a neutral site	1-2
Playing a night game (5 p.m. or later)	10-3
Playing a day game	8-4
Leading or tied at the end of the 1st quarter	14-3
Trailing at the end of the 1st quarter	4-4
Leading or tied at halftime	15-3
Trailing at halftime	3-4
Leading or tied at the end of the 3rd quarter	14-0
Trailing at the end of the 3rd quarter	4-7
Leading or tied with 5:00 minutes remaining	15-0
Trailing with 5:00 minutes remaining	3-7
In overtime	0-0
Scoring less than 50 points	1-3
Scoring 50-59 points	3-2
Scoring 60-69 points	5-0
Scoring 70-79 points	5-2
Scoring 80 or more points	4-0
Opponent scores less than 50 points	8-0
Opponent scores 50-59 points	6-0
Opponent scores 60-69 points	3-3
Opponent scores 70-79 points	1-2
Opponent scores 80 or more points	0-2
FG% .500 or above	7-0
FG% .400-.499	6-4
FG% under .400	5-3
Opponent FG% .500 or above	0-4
Opponent FG% .400-.499	5-2
Opponent FG% under .400	13-1
Better shooting %	15-1
Worse shooting %	3-6
More FT attempts	8-1
Fewer FT attempts	9-4
Same FT attempts	1-2
More FTs made	9-1
Fewer FTs made	8-6
Same FTs made	1-0
More rebounds	9-2
Fewer rebounds	7-5
Same rebounds	2-0
More turnovers	2-3
Fewer turnovers	16-4
Same turnovers	0-0
More assists	13-2
Fewer assists	5-2
Same assists	0-3
More steals	18-4
Fewer steals	2-1
Same steals	0-0
Have 20+ point scorer	5-3
Don't have 20+ point scorer	13-4
Have 0-1 players with 10+ points	0-1
Have 2 players with 10+ points	4-2
Have 3 players with 10+ points	5-2
Have 4 or more players with 10+ points	9-2

SDSU STREAKS

Last 5 games	3-2
Last 10 games	6-4
Longest winning streak	7
Longest losing streak	2
Current streak	Lost 2

Opponent Notebook (Nevada)

- The Wolf Pack are 9-14 on the year and 6-6 in the Mountain West.
- They are 6-6 at home.
- They lead the Mountain West in free throw attempts per game (19.7).
- Similarly to the Aztecs, they have balanced scoring with five players averaging between 9 and 11 points per game.
- Audrey Roden leads the team averaging 10.5 points per game.
- Alyssa Jimenez leads the team in rebounding (6.5 rpg) and assists (2.6 apg).
- Head coach Amanda Levens (6th season) led Nevada to 20 wins and a WBI appearance last season.

All-time Series (Nevada)

- The Aztecs lead the all-time series 15-14.
- SDSU is 3-10 against the Wolf Pack in Reno and lost the last eight in a row.
- The Aztecs' last win at Nevada was Feb. 23, 2013, the Wolf Pack's first year in the Mountain West.
- The home team has won 11 of the last 12 meetings.
- SDSU is 12-11 against Nevada since they joined the Mountain West.
- Five of the last six meetings have been decided by double-digits.
- Their first meeting was Jan. 2, 1984, a 90-44 SDSU win. This is still their largest margin of victory against the Wolf Pack.

NEVADA ALL-TIME SERIES

San Diego State leads 15-14

Record at SDSU	10-2
Record at Nevada	3-10
Record at Neutral	2-2
Most Points SDSU	90, 1984
Most Points Nevada	95, 2018
Largest Margin SDSU	46, 1984
Largest Margin Nevada	23, 2017
Longest SDSU Win Streak	3
Longest Nevada Win Streak	3
Current Streak	SDSU 2
1-2-84	H.....W.....90-44
11-24-03	H.....W.....67-52
12-7-04	A.....L.....55-74
11-14-06	H.....L.....62-68
11-11-07	A.....W.....67-61
11-27-10	A.....L.....61-63
1-23-13	H.....W.....69-57
2-23-13	A.....W.....58-45
3-14-13	N.....W.....67-39
2-8-14	A.....L.....65-84
3-11-14	N.....L.....48-53
2-4-15	H.....W.....57-49
3-6-15	A.....L.....44-50
3-9-15	N.....W.....70-48
1-27-16	H.....L.....64-70
1-4-17	H.....W.....83-78
2-11-17	A.....L.....65-88
2-10-18	H.....W.....75-72
3-2-18	A.....L.....72-84
3-5-18 (ot) ...	N.....L.....84-95
2-20-19	A.....L.....69-74
3-7-19	H.....W.....64-61
1-18-20	A.....L.....69-70
2-27-20	H.....W.....81-69
1-7-21	A.....W.....59-43
1-9-21	A.....L.....59-66
1-19-22	A.....L.....46-58
2-9-22	H.....W.....68-57
1-5-23	H.....W.....80-70

2022-23 MOUNTAIN WEST STANDINGS

As of February 7

	MW	Overall
UNLV	12-0	22-2
San Diego State	8-4	18-7
Wyoming	8-4	15-8
Colorado State	8-4	15-8
Air Force	7-5	12-12
Boise State	7-5	12-13
New Mexico	6-5	14-10
Nevada	6-6	9-14
San José State	1-10	3-19
Fresno State	1-11	8-17
Utah State	1-11	4-19

AZTECS VS. THE MOUNTAIN WEST

Air Force	37	15
Boise State	12	13
Colorado State	32	32
Fresno State	31	25
Nevada	15	14
New Mexico	33	40
San José State	25	10
UNLV	29	36
Utah State	13	7
Wyoming	30	35
Total	257	227

AZTECS TOP 100 IN THE NATION

As of February 7

Category	Team	Value	Rank
Steals/Game		10.6	23rd
Turnover Margin		+5.00	24th
Scoring Defense		56.5	28th
Turnovers/Game		14.2	46th
Assist/TO Ratio		+1.08	50th
Scoring Margin		10.2	57th
3-Point %		.345	61st
Turnovers Forced/Game		19.2	62nd
Winning %		72.0	62nd
Assists/Game		15.3	63rd
FG%		.444	75th
3-Point % Defense		.288	77th

Category	Individual Player	Value	Rank
Free Throw %	Sophia Ramos	.865	40th
Steals/Game	Asia Avinger	235	58th
Assists/Game	Asia Avinger	4.5	63rd
Assist/TO Ratio	Sophia Ramos	1.88	76th
Steals	Asia Avinger	47	83rd
Assists	Sophia Ramos	90	100th
Assists	Asia Avinger	90	100th

Player Notes

- Asia Avinger (Cerritos, Calif.) tied career-highs with nine assists and five steals at New Mexico Saturday.
- Thursday will be Sarah Barcello's (Phoenix, Ariz.) 100th career game.
- Alex Crain (McKinney, Texas) is shooting a career-best 34.1% from three.
- Yummy Morris (North Little Rock, Ark.) had a season-high 18 points Saturday. She has scored in double-digits in five straight games.
- 47.5% of Khylee Pepe's (Long Beach, Calif.) rebounds are on the offensive end, by far the most on the team.
- Abby Prohaska (Liberty Township, Ohio) will also play in her 100th career game Thursday. She has led the Aztecs in scoring six times, tied for the most on the team.
- On Saturday Sophia Ramos (San Antonio, Texas) became the first Aztec in the Mountain West era to have at least seven assists, six rebounds and five made threes in a game.
- Mercedes Staples (Centerville, Utah) has scored in double-digits in four of her last five games.
- Kim Villalobos (Los Angeles) is averaging 10.6 points while shooting 54% from the field in conference play.

Sophia Ramos Climbing the Charts (Career Stats)

Ramos is the only player in the nation, and the only Aztec ever, with career totals of at least 1,800 points, 600 rebounds and 500 assists.

Stat	SDSU Rank	Total	Next Up
Games	1st	132	
Points	2nd	1,850	Judy Porter (1980-83), 2,318
Assists	2nd	501	Quenese Davis (2010-13), 670
3-Point FG Att.	2nd	564	Jamey Cox (2000-03), 733
3-Point FGs	3rd	201	Falisha Wright (1992-95), 206
Made FTs	3rd	363	McKynzie Fort (2015-18), 375
FG Attempts	3rd	1,595	Falisha Wright (1992-95), 1,656
Made FGs	4th	643	Paris Johnson (2008-11), 647
FT Attempts	5th	444	Michelle Suman (1992-95), 477
3-Pt FG%	8th	.356	Courtney Fritz (2004-06), .356
Rebounds	9th	657	Christina Murguia (1992-95), 692

Other Milestones to Watch

Player	Stat	Total	Needed for Milestone
Sarah Barcello	Games	99	1 Game to 100
Yummy Morris	Blocks	90	10 Blocks to 100
Abby Prohaska	Games	99	1 Game to 100
Abby Prohaska	Steals	99	1 Steal to 100
Mercedes Staples	Points	867	33 Points to 900
Mercedes Staples	Rebounds	380	20 Rebounds to 400
Kim Villalobos	Rebounds	377	23 Rebounds to 400
Kim Villalobos	Steals	90	10 Steals to 100

CAREER HIGHS

Points
15, vs. Antelope Valley (11-12-22)

Rebounds
13, vs. San Diego Christian (11-9-22)

Assists
3, Twice
Last: at Utah State (12-31-22)

Steals
3, at Boise State (2-5-22)

Blocks
2, at Cal State Fullerton (11-16-21)

Field Goals
5, Twice
Last vs. Antelope Valley (11-12-22)

Field Goal Attempts
11, vs. Antelope Valley (11-12-22)

3-Point Field Goals
1, Three times
Last: at Utah State (12-31-22)

3-Point Field Goal Attempts
2, Twice
Last: at Utah State (12-31-22)

Free Throws
5, Twice
Last: vs. Miami Ohio (12-20-22)

Free Throw Attempts
7, vs. Antelope Valley (11-12-22)

MISC. CAREER STATS

Double-figure scoring games: 3

Double-figure rebounding games: 2

Double-Doubles: 1



#0 KHYLEE PEPE

Sophomore
5-11
Guard/Forward
Long Beach, Calif.
Bishop Montgomery HS

As a Freshman (2021-22)

Appeared in 25 games while starting the last five... Averaged 2.7 points and 2.0 rebounds in 10.2 minutes per game... Scored season high 11 points on 5-for-7 shooting against Fresno State (2-19-22)... Had season-high in rebounds (10) and minutes (21) at Boise State (2-5-22).

High School

A consensus four-star recruit, ranked No. 83 in the country by espnW, Pepe was a four-time all-state selection in California and two-time league MVP and was recruited by numerous power five programs... In her senior year, she earned her third First-Team All Del Rey League selection and helped her school win a league championship and made the CIF-SS quarterfinals... As a junior, averaged 17 points, eight rebounds, four assists and three steals and had 10 games with 20 or more points... Tied a school record with 41 points in a game... As a sophomore, averaged 15 points per game... Attended Mater Dei High School as a freshman where she averaged 11.7 points, 6.5 rebounds and 3.6 assists and was a Second Team All-County selection while helping the Monarchs win the Trinity League and finish fourth in the CIF-SS Open Division.

Personal

Khylee-Jade Tulimalefo'i Pepe was born in Long Beach, Calif... Comes from an athletic family, having four relatives who played football: brother Kobe (USC), father Paapaa (Humboldt State), uncles Jesse (San Francisco 49ers) and Roman (Oregon State)... Enjoys playing volleyball, reading and swimming... Lists running back James Conner as her favorite athlete... Majoring in communication.

CAREER STATISTICS

Season	gp-gs		Total		3-Point		F-Throws		Rebounds				Scoring								
	min/avg	fg-fga	pct	fg-fga	pct	ft-fa	pct	off	def	tot	avg	pf	fo	ast	to	blk	stl	pts	avg		
2021-22	25-5	256/10.2		26-80	.325	1-2	.500	14-24	.583	47	25	72	2.9	46	1	5	18	3	18	67	2.7
2022-23	23-0	329/14.3		26-82	.317	2-14	.143	21-30	.700	29	32	61	2.7	41	1	15	24	10	15	75	3.3
TOTAL	48-5	585/12.2		52-162	.321	3-16	.188	35-54	.648	76	57	133	2.8	87	2	20	42	13	33	142	3.0

CAREER HIGHS

Points
30, vs. Boise State (1-15-22)

Rebounds
9, Twice
Last: at Boise State (2-5-22)

Assists
9, Three times
Last: at New Mexico (2-4-23)

Steals
5, Twice:
Last: at New Mexico (2-4-23)

Blocks
1, Many times
Last: vs. New Mexico (1-19-23)

Field Goals
12, vs. UNLV (1-7-23)

Field Goal Attempts
21, vs. Colorado State (1-3-22)

3-Point Field Goals
2, Three times
Last vs. Georgia (12-21-22)

3-Point Field Goal Attempts
6, vs. Georgia (12-21-22)

Free Throws
9, vs. Boise State (1-15-22)

Free Throw Attempts
10, Three times
Last: vs. Boise State (3-6-22)

MISC. CAREER STATS

Double-figure scoring games: 33

20 point scoring games: 6

Double-figure rebounding games: 0



#1 ASIA AVINGER

Sophomore
5-7
Guard
Cerritos, Calif.
Rosary HS

- Mountain West All-Freshman Team (2021-22)**
- Preseason Mountain West Freshman of the Year (2020-21 & 2021-22)**
- Mountain West All-Academic Team (2020-21 & 2021-22)**
- Mountain West Freshman of the Week (Jan. 10, 2022 & Jan. 17 2022)**

As a Redshirt Freshman (2021-22)

Named to the Mountain West All-Freshman Team after averaging 12.0 points and 3.9 assists, both of which were tops in the conference among freshmen... Started 30 games and averaged 30.2 minutes... Led SDSU in free throws made (96) and attempted (129)... Scored in double-digits 20 times and topped 20 points on three occasions... Scored 30 points on 10-for-12 shooting against Boise State (1-15-22) to become the first Aztec freshmen to reach 30 points in the Mountain West era... Won the Mountain West Freshman of the Week award twice... Led the Aztecs in assists 22 times... Was SDSU's top scorer eight times... Had nine rebounds in a game twice... Had nine assists at New Mexico (1-9-22)... Was the Mountain West Preseason Freshman of the Year for the second straight year (missed 2020-21 season due to injury).

As a Freshman (2020-21)

Was named the Mountain West Preseason Freshman of the Year but then suffered an injury that caused her to miss the entire season.

High School

One of the nation's best combo guards according to espnW, Avinger comes to SDSU as a four-star recruit ranked No. 56 in the nation according to ESPN, the highest ranked recruit under Stacie Terry-Hutson... A three-time All-CIF Southern Section pick, she was ranked as the No. 16 point guard in the nation by espnW... Following her senior year, she was named the Orange County Register's Female Athlete of the Year and to the MaxPreps All-California First Team. She was also named the Trinity League MVP and the Orange County Player of the Year... Averaged 13.8 points, 6.3 rebounds and 4.0 assists as a senior... Helped lead Rosary HS to the 2020 CIF Southern California DI Regional championship before the tournament was suspended by COVID-19... As a junior averaged 12.1 points, 7.7 rebounds and 6.3 assists and helped guide Rosary HS to a 27-8 record and the 2019 CIF State Division One championship... Avinger scored 24 points in the championship game and took home MVP honors... Following her junior year, she was named to the MaxPreps All-California Third team, the CIF Orange County First Team, the Los Angeles Times All-Area Team and the Orange County Register All-County First Team... As a sophomore she attended Los Alamitos HS who won the Sunset League and was named the league's MVP... Helped Los Alamitos reach the CIF DI semi-finals... Was named to the Sunset League First Team as a freshman... Received recruiting interest from over 20 DI schools... Also competed in track and field... Received the Rosary HS Scholar Athlete Award for the 2018-19 school year.

Personal

Born in Long Beach, Calif. to Nicole and Skinner Avinger... Her father played football at Portland State... Enjoys playing and watching football, going to the beach, swimming, trampoline parks and watching movies... Worked at the Mamba Academy as a coaching assistant... Lists Steve Nash as her favorite athlete... Majoring in interdisciplinary studies.

CAREER STATISTICS

Season	gp-gs	min/avg	Total		3-Point		F-Throws		Rebounds				Scoring							
			fg-fga	pct	fg-fga	pct	ft-fta	pct	off	def	tot	avg	pf	fo	ast	to	blk	stl	pts	avg
2021-22	31-30	935/30.2	134-354	.379	7-36	.194	96-129	.744	33	112	145	4.7	93	1	121	94	1	35	371	12.0
2022-23	20-19	588/29.4	89-184	.484	12-35	.343	46-73	.630	8	63	71	3.6	65	2	90	55	4	47	236	11.8
TOTAL	51-49	1523/29.9	223-538	.414	19-71	.268	142-202	.703	41	175	216	4.2	158	3	211	149	5	82	607	11.9

CAREER HIGHS

Points
32, vs. New Mexico (1-29-20)

Rebounds
14, vs. Boise State (2-15-20)

Assists
10 vs. UNLV (2-16-21)

Steals
5, Three times
Last: at San Diego (12-5-20)

Blocks
3, Twice
Last: vs. Nevada (1-5-23)

Field Goals
10, Twice
Last: at CSUN (12-9-18)

Field Goal Attempts
27, at Colorado State (12-8-20)

3-Point Field Goals
7, at CSUN (12-9-18)

3-Point Field Goal Attempts
13, at CSUN (12-9-18)

Free Throws
16, vs. New Mexico (1-29-20)

Free Throw Attempts
16, vs. New Mexico (1-29-20)

MISC. CAREER STATS
Double-figure scoring games: 106

20 point scoring games: 21

Double-figure rebounding games: 9

Double-figure assist games: 1

Double-Doubles: 8



#2 SOPHIA RAMOS

Senior
5-9
Guard
San Antonio, Texas
Incarnate Word HS

All-Mountain West Honorable Mention (2021-22) | Preseason All-Mountain West Team (2020-21) | All-Mountain West Team (2019-20) | Mountain West All-Freshman Team (2018-19) | Mountain West All-Tournament Team (2019) | Mountain West All-Academic Team (2019-20 & 2020-21) | Three-time Mountain West Player of the Week | Raising the B.A.R. All-Tournament Team

As a Senior (2021-22)

An All-Mountain West honorable mention selection after averaging 14.9 points, 5.2 rebounds, 3.3 assists and 2.0 steals per game... Finished the year with 1,554 career points, the fifth most in school history... Scored in double-digits in 28 of SDSU's 31 games... Led SDSU in scoring 16 times and in steals 21 times... Scored 20 or more points five times, including back-to-back games with 27 points... Had two double-doubles... Became the first Aztec ever to total over 1,500 points, 500 rebounds and 400 assists in a career... Led SDSU with a 75.3 free throw percentage... Her 2.0 steals per game were the second most in the Mountain West... Set career-highs for made threes (59), three-point percentage (.369), assist-to-turnover ratio (1.45), turnovers per game (2.3), steals (63) and points (462)... Averaged 37.2 minutes per game, the 14th most in the nation.

As a Junior (2020-21)

Limited to 13 games due to a midseason injury... Led the team in scoring (15.7 ppg), assists per game (3.4), steals per game (1.6) and minutes per game (32.8)... Made a team-high 51 free throws while shooting a career-best 85 percent from the line (51-60)... Was third on the team with 4.8 rebounds per game... Scored in double-digits in 11 of the 12 games she finished... Led the team in scoring seven times and in assists eight times... Scored 20 or more points five times... Was averaging 20.2 points per game through the first five games before suffering an injury that kept her out for two months... Had two double-doubles in her first four games... Had a career-best 10 assists vs. UNLV (2-16-21)... Named Mountain West Player of the Week after averaging 19.5 points and 9.5 rebounds in the first week of the season... Ramos eclipsed 1,000 career points to become just the 13th Aztec to accomplish that in three seasons or less and the 10th to do it in 70 or fewer games... Played 30 or more minutes in all but one game that she finished... Selected to the preseason All-Mountain West Team.

As a Sophomore (2019-20)

Named to the All-Mountain West Team after averaging 14.3 points, 6.5 rebounds and 3.8 assists... Started all 31 games, averaging 36.7 minutes per game, second in the conference and 18th in the nation... Had 23 games with 10 or more points and led the Aztecs in scoring eight times... Became the first SDSU guard to lead the Aztecs in rebounding since 2013 (Chelsea Hopkins)... Led the team in rebounds 12 times, had four games with 10 or more rebounds and three double-doubles... Led the team in assists 18 times and in steals 17 times... Was 113-for-136 from the line (.831), the second-best FT percentage in the conference and eighth-best in school history... Her 113 free throws were the 10th-most in a single-season in program history... Was second on the team in made three-pointers (37)... Had three games with at least 20 points, 10 rebounds and five assists, tied for the third-most in the nation... Scored 20 or more points six times and topped 30 points twice... Had 32 points and 11 rebounds vs. New Mexico (1-29-20) while shooting a perfect 16-for-16 from the line (including the game-winner). Her 16 made free throws tied a school record and made her one of three players in the nation to make at least 16 free throws in a game without a miss... Ramos earned Mountain West Player of the Week honors twice and was the College Sports Madness National High-Major Player of the Week following the New Mexico game... Had 25 points, 14 rebounds and five assists against Boise State (2-15-20) to become the first Aztec (male or female) to reach those totals in a game in the Mountain West era (1999-present)... Had 30 points on 9-for-14 shooting with eight rebounds at California Baptist (12-19-19)... Led the team with 41 steals and had four games with three or more steals and had a career-high five takeaways vs. UNLV (1-25-20)... Played at least 30 minutes in all but one game and topped 35 minutes 24 times including in each of the last nine games.

As a Freshman (2018-19 Season)

Hit the ground running as a true freshman, leading the team in scoring (13.9 ppg), assists (4.5 apg) and three-point percentage (.362)... Started 31 of 32 games and averaged 34.0 minutes, second on the team and fifth in the MW... Was second on the team with 4.4 rebounds and 1.3 steals per game... Was named to the Mountain West all-freshman team after leading all MW freshmen in scoring and assists... Averaged the most points and assists by a SDSU freshman since 1992... Became the first Aztec (of any class) to lead the team in points and assists since 1997... Was the only true freshman in the nation to average 13.0 points, 4.0 rebounds and 4.5 assists per game... Shot 44.3 percent from the field, best on the team (min. 100 made FG)... Was 80 percent (68-85) from the FT line, seventh-best in the MW... Led the team with a 1.3 assist-to-turnover ratio, which was the second-best among freshmen in the MW... Named to the Mountain West all-tournament team after averaging 16.7 points and committing just two turnovers across three games and 112 minutes... Scored 10 or more points in 27 of SDSU's 32 games... Led the team in assists 25 times... Scored 28 points at CSUN (12-9-18), including seven three-pointers (six in the fourth quarter), with seven rebounds and six assists. Her six threes in the fourth quarter set a school record.

At Incarnate Word High School

A four-star recruit according to Prospects Nation... She scored over 2,000 career points at Incarnate Word High School in San Antonio, where she was a four-time (TAPPS) All-State and All-District first-team pick... Two-time Express News Super Team member... Four-time Express News All-Area Private Schools MVP... As a senior averaged 22.4 points, 6.2 rebounds, 4.1 assists and 3.7 steals and was named to the TAPPS 6A state all-tournament team... As a junior, averaged 16.6 points, 8.2 rebounds, 4.2 assists and 2.9 steals per game, leading Incarnate Word to a 27-6 record.

Personal

Born in San Antonio to Nicola and Gavino Ramos... Enjoys swimming, traveling and playing tennis... Graduated in the spring of 2022 with a B.A. in kinesiology while minoring in psychology and is now working towards a Master's in Education with a concentration in counseling.

CAREER STATISTICS

Season	gp-gs	min/avg	Total		3-Point		F-Throws			Rebounds				Scoring						
			fg-fga	pct	fg-fga	pct	ft-fta	pct	off	def	tot	avg	pf	fo	ast	to	blk	stl	pts	avg
2018-19	32-31	1089/34.0	168-379	.443	42-116	.362	68-85	.800	20	122	142	4.4	56	0	144	111	14	43	446	13.9
2019-20	31-31	1139/36.7	146-368	.397	37-115	.322	113-136	.831	16	185	201	6.5	58	0	119	100	11	41	442	14.3
2020-21	13-12	427/32.8	68-174	.391	17-50	.340	51-60	.850	6	56	62	4.8	21	0	45	35	4	21	204	15.7
2021-22	31-31	1153/37.2	168-428	.393	59-160	.369	67-89	.753	12	148	160	5.2	64	0	103	71	7	63	462	14.9
2022-23	25-24	804/32.2	93-246	.378	46-123	.374	64-74	.865	10	82	92	3.7	52	0	90	48	7	41	296	11.8
TOTAL	132-129	4612/34.9	643-1595	.403	201-564	.356	363-444	.818	64	593	657	5.0	251	0	501	365	43	209	1850	14.0

CAREER HIGHS

Points
15, vs. UC Irvine (12-19-20)

Rebounds
N/A

Assists
1, vs. [2] New Mexico (3-7-22)

Steals
1, Four times
Last: vs. Boise State (1-15-22)

Blocks
N/A

Field Goals
5, vs. UC Irvine (12-19-20)

Field Goal Attempts
12, vs. UC Irvine (12-19-20)

3-Point Field Goals
5, vs. UC Irvine (12-19-20)

3-Point Field Goal Attempts
12, vs. UC Irvine (12-19-20)

Free Throws
2, vs. Utah State (1-13-22)

Free Throw Attempts
2, Twice
Last: at Boise State (2-5-22)

MISC. CAREER STATS

Double-figure scoring games: 1

Double-figure rebounding games: 0



#4 BAILEE CHYNOWETH

Junior
5-11
Guard
Austin, Texas
Westlake HS

Mountain West Scholar-Athlete (2020-21) & 2021-22
Mountain West All-Academic Team (2020-21)

As a Sophomore (2021-22)

Appeared in nine games, averaging 6.4 minutes in those contests... Scored in two games, hitting a three pointer against Nevada (1-19-22) and a pair of free throws against Utah State (1-13-22)... Played season high 17 minutes vs. Nevada... Earned scholarship midway through the season.

As a Freshman (2020-21)

Appeared in 10 games and made one start while averaging 9.9 minutes per game... Averaged 2.6 points per game... Came off the bench to score 15 points on five three-pointers against UC Irvine (12-19-20).. Earned the start in the following game and scored nine points in a season-high 31 minutes.

High School

Attended Westlake HS in Austin, Texas for her final three years of high school, earning All-District First Team honors all three years.... As a senior, was named to the TGCA All-State team and to the All-Region team and also earned her district's Defensive MVP award... As a junior, earned her team's defensive MVP award... As a sophomore, was named her team's offensive MVP... Helped her school win the district championship three years in a row, only losing one game in district over than span... A three-time academic award winner... Attended Edmonds Woodway HS in Edmonds, Wash. her freshmen season.

Personal

Born in Seattle, Wash. to Erika and Vic Chynoweth... Grew up in Edmonds, Wash. before moving to Austin, Texas prior to her sophomore year in high school... Lists Diana Taurasi as her favorite athlete... Plans to major in industrial and organizational psychology.

CAREER STATISTICS

Season	gp-gs	min/avg	Total		3-Point		F-Throws		Rebounds				Scoring							
			fg-fga	pct	fg-fga	pct	ft-fa	pct	off	def	tot	avg	pf	fo	ast	to	blk	stl	pts	avg
2020-21	10-1	99/9.9	9-32	.281	8-31	.258	0-0	.000	0	0	0	0.0	2	0	0	2	0	3	26	2.6
2021-22	9-0	58/6.4	1-14	.071	1-13	.077	2-4	.500	0	0	0	0.0	9	0	1	2	0	1	5	0.6
TOTAL	19-1	157/8.3	10-46	.217	9-44	.205	2-4	.500	0	0	0	0.0	11	0	1	4	0	4	31	1.6

CAREER HIGHS

Points
26, vs. Incarnate Word (11-25-20)*

Rebounds
9, Twice
Last: vs. Central Arkansas (11-28-20)*

Assists
5, vs. Kansas (1-10-22)*

Steals
3, Many times
Last: vs. Seattle (11-25-22)

Blocks
4, Twice
Last: vs. Oral Roberts (12-22-20)*

Field Goals
12, vs. Incarnate Word (11-25-20)*

Field Goal Attempts
17, vs. Incarnate Word (11-25-20)*

3-Point Field Goals
N/A

3-Point Field Goal Attempts
N/A

Free Throws
6, vs. Southern (12-16-18)*

Free Throw Attempts
10, vs. Southern (12-16-18)*


MISC. CAREER STATS

Double-figure scoring games: 27

Double figures scoring games (at SDSU): 12

Double-figure rebounding games: 0

* While at TCU



#5 YUMMY MORRIS

Senior

6-2

Forward

North Little Rock, Ark.

North Little Rock HS

Mountain West Player of the Week (Nov. 28, 2022)

Two-time All-Big-12 All-Academic Second Team

At TCU (2018-22)

Morris appeared in 107 games at TCU while making 23 starts... Averaged 4.6 points and 3.1 rebounds per game while shooting 45.8 percent from the floor and 75.4 percent from the line... As a senior, appeared in 28 games and made seven starts, averaging 5.1 points and 3.2 rebounds per game... In her junior year (2020-21) started 16 games and averaged 7.4 points, 4.5 rebounds while shooting 50.7 percent from the field and 87.2 percent from the line with a team-high 21 blocks... Scored a career-high 26 points against Incarnate Word... Was a two-time All-Big 12 Academic Second Team selection and graduated from TCU with a degree in fashion merchandising.

High School

Was a four-star prep prospect out of North Little Rock High School where she was ranked No. 74 in the nation by ESPN HoopGurlz... Helped her school win the 7A state championship as a sophomore and senior and make the championship game as a junior... Averaged 13.6 points and 11.2 rebounds as a senior and 14.5 points, 10.2 rebounds and 3.4 blocks as a junior... Earned multiple All-State First Team honors.

Personal

Yo'Myris "Yummy" Morris was born in Detroit, Michigan... She is the adopted sister of current Aztec Alex Crain, who also transferred from TCU... Lists LeBron James as her favorite athlete... Aspires to own a clothing brand that represents the taller community... Pursing a master's in liberal arts and sciences.

CAREER STATISTICS

Season	gp-gs	min/avg	Total		3-Point		F-Throws		Rebounds				Scoring							
			fg-fga	pct	fg-fga	pct	ft-fta	pct	off	def	tot	avg	pf	fo	ast	to	blk	stl	pts	avg
2018-19*	25-0	170/6.8	24-51	.471	0-0	.000	30-41	.732	19	34	53	2.1	26	0	3	22	18	6	78	3.1
2019-20*	29-0	255/8.8	37-86	.430	0-0	.000	14-20	.700	37	39	76	2.6	46	0	7	27	16	13	88	3.0
2020-21*	25-16	482/19.3	76-150	.507	0-0	.000	34-39	.872	36	77	113	4.5	55	1	17	39	21	10	186	7.4
2021-22*	28-7	456/16.3	59-141	.418	0-0	.000	26-38	.684	30	60	90	3.2	57	1	41	51	14	15	144	5.1
2022-23	25-25	622/24.9	96-182	.527	0-0	.000	29-45	.644	38	73	111	4.4	54	1	13	35	21	20	221	8.8
TOTAL	25-25	622/24.9	96-182	.527	0-0	.000	29-45	.644	38	73	111	4.4	54	1	13	35	21	20	221	8.8
All*	132-48	1985/15.0	292-610	.479	0-0	.000	133-183	.727	160	283	443	3.4	238	3	81	174	90	64	717	5.4

* at TCU



#11 JAIDA BROOKS

Freshman

5-6

Guard

Phoenix, Ariz.

PHH Prep

High School

Attended PHH Prep where she played alongside five other DI commits... Averaged 12.1 points, 4.5 assists, 3.0 rebounds and 2.6 steals as a senior and 12 points, six assists, four rebounds and two steals as a junior, helping her school go 38-3 In the 2018-19 season, she averaged 14.8 points, 2.7 steals and 2.6 assists per game while helping Mountain Pointe High School go 20-9 and 8-2 in league.

Personal

Born in Las Vegas to Alyssa and Eugene Brooks... Lists LeBron James as her favorite athlete... Majoring in business.

CAREER HIGHS

Points
24, Twice
Last: Air Force (1-22-21)

Rebounds
13, at Colorado State (12-10-20)

Assists
6, Three times
Last: vs. San Jose State (2-16-22)

Steals
4, Twice
Last: vs. San Diego Christian (11-9-22)

Blocks
2, at Boise State (2-5-22)

Field Goals
10, Air Force (1-22-21)

Field Goal Attempts
17, vs. Utah State (1-14-21)

3-Point Field Goals
6, Twice
Last: vs. Southeastern La. (11-15-22)

3-Point Field Goal Attempts
13, at New Mexico (2-4-23)

Free Throws
4, Three times
Last: vs. Colorado State (1-3-22)

Free Throw Attempts
6, vs. Utah State (1-14-21)

MISC. CAREER STATS


Career double-figure scoring games: 42

Double-figure scoring games at SDSU: 39

Career 20 point scoring games (all at SDSU): 7

Career double-figure rebounding games (all at SDSU): 5

Career double-doubles (all at SDSU): 3



#12 MERCEDES STAPLES

Senior
5-10
Guard
Centerville, Utah
Minnesota/Viewmont HS

Mountain West Scholar-Athlete (2020-21 & 2021-22)
Mountain West All-Academic Team (2020-21 & 2021-22)

As a Senior (2021-22)

Started 28 games and averaged 10.3 points, 4.0 rebounds and 2.0 assists... Set career-highs in field goal (.428) and three-point percentage (.392)... Scored in double-digits 16 times and topped 20 points on three occasions... Scored a season-high 21 points vs. Fresno State (2-19-22)... Had 20 points behind 6-of-9 shooting from three against Furman... Tied a career-high with six assists against San Jose State (2-16-22)... Ended year with a 37.7 career three-point percentage as an Aztec, the fifth best in program history... Averaged a career-high 33.8 minutes per game, the second most on the team... Played in 30 or more minutes in all but four games.

As a Junior (2020-21)

The only Aztec to start all 24 games, Staples averaged 11.5 points, a team-high 6.4 rebounds and 2.0 assists... Led the team with 29 made three-pointers while shooting 35.8 percent from deep... Scored in double-figures 13 times, tied for the team lead... Had three double-doubles and four games with 10 or more rebounds... Led the Aztecs in rebounding 13 times and in scoring eight times... Scored 20 or more points three times... Scored a career-high 24 points in back-to-back games... Second on the team in minutes per game (32.7)... Shot 82.1 percent from the free throw line (32-39)... Second on the team in assists (49) and steals (22).

At Minnesota (2018-19)

Staples appeared in 25 games and made two starts for the Golden Gophers as a freshman (2018-19) while averaging 3.4 points in 14.8 minutes... Had the best game of her career against Northern Iowa in the 2019 WNIT when she made four three-pointers, scored 14 points and dished out six assists... She appeared in eight games (one start) as a sophomore (2019-20) before deciding to transfer... Averaged 14.2 minutes, 2.6 points and 1.1 rebounds.

At Viewmont High School

A four-star 2018 recruit out of Viewmont High School in Bountiful, Utah, Staples was ranked as the No. 64 player in the country by ESPN.com... As a senior, averaged 22.4 points, 4.3 assists, 3.8 rebounds and 2.8 steals and helped her school reach the Class 5A quarterfinals... After the season was named a First Team All-State selection by the Salt Lake Tribune... Staples was a starter on varsity all four years and increased her scoring average from 11.8 points per game as a freshman to 16.6 as a sophomore and 18.1 as a junior... Was a three-time Class 5A All-State selection... Helped Viewmont High School reach the state championship game as a junior... Was recruited by LSU, Kansas State, Missouri, Clemson, Utah and Texas Tech before deciding to attend Minnesota... Also played soccer for two seasons as a center midfielder.

Personal

Born in Salt Lake City to Janet and Darin Staples... Hopes to be a coach when her playing career is over... Lists Diana Taurasi as her favorite player... Graduated in the spring of 2022 with a B.A. in interdisciplinary studies and is now working on a master of arts in liberal arts and sciences.

CAREER STATISTICS

Season	gp-gs		Total		3-Point		F-Throws		Rebounds				Scoring			
	gp	gs	fg-fga	pct	fg-fga	pct	ft-fga	pct	off	def	tot	avg	pts	avg	blk	stl
2018-19*	25	2	32-94	.340	18-56	.321	4-7	.571	1	31	32	1.3	86	3.4	2	20
2019-20*	8	1	8-29	.276	3-14	.214	2-3	.667	2	7	9	1.1	21	2.6	1	8
2020-21	24	24	107-270	.396	29-81	.358	32-39	.821	14	140	154	6.4	275	11.5	4	22
2021-22	28	28	116-271	.428	40-102	.392	17-25	.680	8	104	112	4.0	289	10.3	5	31
2022-23	18	11	74-162	.457	41-92	.446	7-11	.636	6	67	73	4.1	196	10.9	1	27
TOTAL	70	63	297-703	.422	110-275	.400	56-75	.747	28	311	339	4.8	760	10.9	10	80
All*	103	66	337-826	.408	131-345	.380	62-85	.729	31	349	380	3.7	867	8.4	13	108

*at Minnesota

CAREER HIGHS

Points
13, vs. Nevada (2-9-22)

Rebounds
5, vs. Seattle (11-25-22)

Assists
3, vs. Nevada (2-9-22)

Steals
2, vs. San Diego Christian (11-9-22)

Blocks
N/A

Field Goals
4, Three times
Last: vs. Seattle (11-25-22)

Field Goal Attempts
9, Twice
Last: vs. San Diego Christian (11-9-22)

3-Point Field Goals
2, vs. Nevada (2-9-22)

3-Point Field Goal Attempts
4, vs. Nevada (2-9-22)

Free Throws
5, vs. Nevada (2-9-22)

Free Throw Attempts
6, vs. Nevada (2-9-22)

MISC. CAREER STATS
Double-figure scoring games: 2

Double-figure rebounding games: 0



#13 MEGHAN FISO

Junior
5-10
Guard
Seattle, Wash.
Michigan/Garfield HS

Mountain West Scholar-Athlete (2021-22)
Mountain West All-Academic Team (2021-22)

2021-22 Season

Appeared in 24 games off the bench... Averaged 1.4 points in 6.7 minutes per game... Had season-highs in points (13) and minutes (22) against Nevada (2-9-22)... Scored in seven games, totaling seven or more points on three occasions... Was 8-for-10 from the line.

At Michigan (2020-21)

Spent her freshman season at the University of Michigan where she appeared in seven games off the bench on a Wolverine squad that went 16-6 (9-4 in the Big Ten) and advanced to the first Sweet 16 in program history.

High School

A top 40 recruit according to Prospects Nation, she was named the 2020 AP Class 3A Player of the Year in Washington and was named the Seattle Times Player of the Year... As a senior, she averaged 24.7 points, 9.0 rebounds, 5.0 assists and 4.0 steals and helped lead Garfield High School (Seattle, Wash.) to a state championship while also securing the Tournament MVP award... prior to her senior year, attended West Seattle High School who she helped win back-to-back SeaKing District tournament championships and take third in the 2018 state tournament... As a junior, averaged 12.9 points and 7.2 rebounds and earned 3A All-Metro League first-team honors... In 2018 was also named the Pacific Northwest Basketball Officials Association Female Player of the Year.

Personal

Megan Fiso (FEE-zo) born in Seattle to Julie and Joe Fiso... Lists LeBron James as her favorite athlete... Majoring in communication.

CAREER STATISTICS

Season	gp-gs	min/avg	Total		3-Point		F-Throws		Rebounds				Scoring								
			fg-fga	pct	fg-fga	pct	ft-fla	pct	off	def	tot	avg	pf	fo	ast	to	blk	stl	pts	avg	
2020-21*	7-0	19/2.7	0-6	.000	0-3	.000	0-0	.000	0	4	4	0.6	0	0	2	1	0	0	0	0	0.0
2021-22	24-0	160/6.7	11-42	.262	4-14	.286	8-10	.800	7	9	16	0.7	9	0	9	11	0	3	34	1.4	
2022-23	8-0	123/15.4	19-45	.422	4-10	.400	2-5	.400	7	11	18	2.3	10	0	5	5	0	3	44	5.5	
TOTAL	32-0	283/8.8	30-87	.345	8-24	.333	10-15	.667	14	20	34	1.1	19	0	14	16	0	6	78	2.4	
All*	39-0	302/7.7	30-93	.323	8-27	.296	10-15	.667	14	24	38	1.0	19	0	16	17	0	6	78	2.0	

*at Michigan

CAREER HIGHS

Points
25 at Quinnipiac (1-3-21)*

Rebounds
7, Many times
Last: vs. San Diego Christian (11-9-22)

Assists
4, vs. San Diego Christian (11-9-22)

Steals
6, vs. Siena (3-10-21)*

Blocks
1, Many times*

Field Goals
10, at Quinnipiac (1-3-21)*

Field Goal Attempts
18, vs. Siena (3-10-21)*

3-Point Field Goals
4, vs. Manhattan (2-8-20)*

3-Point Field Goal Attempts
9, vs. Green Bay (12-15-19)*

Free Throws
5, Twice
Last: vs. Saint Peter's (3-5-21)*

Free Throw Attempts
7, at Central Michigan (11-30-19)


MISC. CAREER STATS

Double-figure scoring games: 23

Double-figure scoring games at SDSU: 1

Double-figure rebounding games: 0

* at Marist



#20 SARAH BARCELLO

Senior
5-11
Guard
Phoenix, Ariz
Marist/Seton Catholic Prep

All-MAAC Third Team (2020-21)
MAAC All-Championship Team (2019)
MAAC All-Academic Team (2018-19, 2019-2020 & 2020-21)

At Marist (2018-22)

Appeared in 74 games while making 57 starts at Marist... Averaged 7.6 points per game over that span and shot 34.9 percent from three, which is top ten all-time at Marist... Missed the 2021-22 season due to injury... Was an All-MAAC Third Team selection in 2020-21 after averaging a team-high 12.6 points per game and helping the Red Foxes win the MAAC Championship and make the NCAA Tournament... Scored in double figures 11 times, including a career-high 25 points at Quinnipiac... Averaged 13.7 points, 4.3 steals and 4.0 rebounds per game during the MAAC Championships... In 2019-20 as a sophomore, appeared in 24 games while making 21 starts and averaged 6.3 points on 43.9 shooting from the field in 21.3 minutes... In 2018-19, shot 41 percent from three and started 19 games while scoring 5.8 points per game... Was named to the MAAC All-Championship team after averaging 9.3 points in the 2019 conference tournament... Was a three-time MAAC All-Academic Team honoree.

High School

Attended Seton Catholic Prep in Chandler, Arizona, where she won three state championships... Was a two-time Arizona Division II Player of the Year and two-time 4A All-State First-Team selection... Averaged 16.0 points and 6.3 rebounds as a senior and 18.4 points and 7.1 rebounds as a junior... Was in the National Honors Society.

Personal

Born in Phoenix, Arizona... Her older sister Julia was the 2014 Gatorade State Player of the Year in Arizona and went on to play at Colgate while her brother Alex was a standout at BYU after spending two years at Arizona... Graduated from Marist with a psychology degree and is working towards a master's in education (counseling).

CAREER STATISTICS

Season	gp-gs		Total		3-Point		F-Throws		Rebounds				Scoring										
	gp	gs	fg	fga	pct	fg	fga	pct	ft	fta	pct	off	def	tot	avg	pf	fo	ast	to	blk	stl	pts	avg
2018-19*	33	19	688	20.8	.389	48	117	.410	9	16	.563	12	54	66	2.0	33	0	25	25	1	18	193	5.8
2019-20*	24	21	510	21.3	.439	24	75	.320	12	23	.522	18	38	56	2.3	43	0	30	21	2	12	152	6.3
2020-21*	17	17	497	29.2	.418	23	80	.288	29	43	.674	18	58	76	4.5	25	0	26	31	3	25	214	12.6
2022-23	25	1	348	13.9	.358	16	52	.308	9	14	.643	21	33	54	2.2	24	0	17	9	3	14	73	2.9
TOTAL	25	1	348	13.9	.358	24	67	.308	9	14	.643	21	33	54	2.2	24	0	17	9	3	14	73	2.9
All*	99	58	2043	20.6	.407	111	324	.343	59	96	.615	69	183	252	2.5	125	0	98	86	9	69	632	6.4

* at Marist

CAREER HIGHS

Points
13, vs. Sacramento State (12-7-22)

Rebounds
6, Many times
Last: vs. San Diego Christian (11-9-22)

Assists
5, Twice
Last: at California Baptist (12-8-21)

Steals
7, vs. San Diego Christian (11-9-22)

Blocks
1, Three times
Last: at Boise State (2-28-21)

Field Goals
5, Twice
Last: vs. Sacramento State (12-7-22)

Field Goal Attempts
16, at Colorado State (12-10-20)

3-Point Field Goals
3, Twice
Last: vs. Nevada (1-5-23)

3-Point Field Goal Attempts
5, vs. Nevada (1-5-23)

Free Throws
4, at Colorado State (12-10-20)

Free Throw Attempts
6, at Colorado State (12-10-20)

MISC. CAREER STATS
Double-figure scoring games: 8

Double-figure scoring games at SDSU: 6

Double-figure rebounding games: 0

Double-Doubles: 0

*While at TCU



#21 ALEX CRAIN

Senior
5-9
Guard
McKinney, Texas
TCU/Dallas Thunder

Mountain West All-Academic Team (2020-21 & 2021-22)

As a Senior (2021-22)

Appeared in 20 games while making one start... Averaged 11.3 minutes per game... Scored a season-high seven points against UAB (11-22-21)... Topped 20 minutes three times, including a season-high 21 at Boise State (2-5-22)... Had a season-high five rebounds vs. Fresno State (2-19-22), her lone start of the year).

As a Junior (2020-21)

Appeared in 23 games and made 12 starts in her first season at SDSU... Averaged 4.0 points and 2.7 rebounds in 24.6 minutes per game... Scored in double-digits twice, including 12 points in the season opener against Washington (11-25-20)... Started the first 10 games of the year.

At TCU (2018-20)

Appeared in 48 games while averaging six minutes per game in her two years at TCU... Averaged 1.2 points, 0.5 rebounds and 0.3 assists per game... Helped TCU average 23 wins in her two seasons... Had career-high 11 points on 4-for-4 shooting (3-for-3 from three) along with four assists against Texas Tech her freshman season... In her final home game in 2020, scored a season-high seven points and dished out a career-high five assists against Oklahoma... Was named to the 2019-20 Academic All-Big 12 First Team.

High School

Was rated a three-star prospect by espnW and Prospects Nation... Was home schooled and played for the Dallas Thunder, a basketball organization for home-schooled students that competes as part of the National Christian HomeSchool Championships (NCHC)... Earned NCHC All-American and Big South All-Region honors three times... As a senior, averaged 19.5 points, seven rebounds, five assists and 2.5 steals per game and was named the Big South Region Player of the Year after helping lead the Thunder to the 18U Class 5A championship game... As a junior, averaged 15 points, eight rebounds, three assists and two steals per game, while helping the Thunder to a 18U class 8A title... Was named the Co-National Junior Offensive Player of the Year.

Personal

Graduated from TCU in two years with a degree in political science while majoring in philosophy... Earned a master's of business administration from SDSU in the spring of 2022 and is now working on a master of science in global business development.

CAREER STATISTICS

Season	Total		3-Point		F-Throws			Rebounds					Scoring							
	gp-gs	min/avg	fg-fga	pct	fg-fga	pct	ft-fga	pct	off	def	tot	avg	pf	fo	ast	to	blk	stl	pts	avg
2018-19*	23-0	148/6.4	13-37	.351	7-15	.467	4-4	1.000	5	12	17	0.7	13	0	6	6	1	2	37	1.6
2019-20*	25-0	141/5.6	7-37	.189	2-15	.133	5-10	.500	1	8	9	0.4	19	0	8	9	0	3	21	0.8
2020-21	23-12	565/24.6	35-128	.273	7-36	.194	15-26	.577	9	52	61	2.7	48	2	28	27	2	15	92	4.0
2021-22	20-1	226/11.3	11-43	.256	2-11	.182	2-3	.667	5	16	21	1.1	18	1	16	10	0	5	26	1.3
2022-23	24-4	455/19.0	32-94	.340	14-41	.341	22-34	.647	5	28	33	1.4	46	0	31	31	0	16	100	4.2
TOTAL	67-17	1246/18.6	78-265	.294	23-88	.261	39-63	.619	19	96	115	1.7	112	3	75	68	2	36	218	3.3
All*	115-17	1535/13.3	98-339	.289	32-118	.271	48-77	.623	25	116	141	1.2	144	3	89	83	3	41	276	2.4
at TCU*																				

CAREER HIGHS

Points
N/A

Rebounds
2, vs. San Diego Christian (11-9-22)

Assists
N/A

Steals
N/A

Blocks
N/A

Field Goals
N/A

Field Goal Attempts
1, vs. San Diego Christian (11-9-22)

3-Point Field Goals
N/A

3-Point Field Goal Attempts
1, vs. San Diego Christian (11-9-22)

Free Throws
N/A

Free Throw Attempts
N/A

MISC. CAREER STATS

Double-figure scoring games: 0

Double-figure rebounding games: 0



#22 NATALIJA GRIZELJ

Freshman
5-9
Guard
Sunnyvale, Calif.
Saint Francis HS

High School

Attended Saint Francis High School where she lettered all four years... As a senior, averaged 11.4 points, 4.6 rebounds, 2.5 assists with 61 made three-pointers... Was an all-state honorable mention selection... Was in the National Honors Society and graduated with honors.

Personal

Born in Stanford, California to Jelena and Blaz Grizelj... Her sister Mia plays at Saint Mary's... Lists Steph Curry as her favorite athlete... Enjoys going to the beach, working out and listening to music... Majoring in business and aspires to be an athletic trainer.

CAREER STATISTICS

Season	gp-gs	min/avg	Total		3-Point		F-Throws		Rebounds				Scoring								
			fg-fga	pct	fg-fga	pct	ft-fta	pct	off	def	tot	avg	pf	fo	ast	to	blk	stl	pts	avg	
2022-23	9-0	22/2.4	0-4	.000	0-4	.000	0-0	.000	0	2	2	0.2	0	0	0	3	0	0	0	0	0.0
TOTAL	9-0	22/2.4	0-4	.000	0-4	.000	0-0	.000	0	2	2	0.2	0	0	0	3	0	0	0	0	0.0

CAREER HIGHS

Points
22, at California Baptist (12-8-21)

Rebounds
11, Three times
Last: vs. Grambling State (11-22-22)

Assists
7, vs. Seattle (11-25-22)

Steals
4, Twice
Last: vs. Utah State (1-13-22)

Blocks
3, at Wyoming (1-30-21)

Field Goals
9, at California Baptist (12-8-21)

Field Goal Attempts
16, vs. Boise State (1-14-23)

3-Point Field Goals
1, at Colorado State (12-8-20)

3-Point Field Goal Attempts
2, at Colorado State (12-10-20)

Free Throws
4, Many times
Last: at California Baptist (12-8-21)

Free Throw Attempts
8, at Colorado State (12-10-20)

MISC. CAREER STATS
Double-figure scoring games: 21

Double-figure rebounding games: 6

Double-doubles: 3



#23 KIM VILLALOBOS

Junior
6-0
Guard/Forward
Los Angeles, Calif.
Chaminade HS

As a Sophomore (2021-22)

Appeared in 28 games and made six starts... Averaged 6.7 points and 5.6 rebounds in 17.5 minutes per game... Led the team with 48.8 field goal percentage... Scored in double-figures six times including a career-high 22 points on 9-for-13 shooting at California Baptist (12-8-21)... Had 10 or more rebounds five times and led the Aztecs in rebounding on nine occasions... Led the team in steals 10 times... For the second straight year, played for the El Salvador National Team following the season.

As a Freshman (2020-21)

Made the Mountain West All-Freshman Team... Averaged 6.6 points, 4.4 rebounds and 1.0 assist in 18.8 minutes per game... Scored in double-figures five times, including a season-high 16 at Colorado State (12-8-20)... Had a season-high 10 rebounds vs. Air Force (1-22-21)... Started eight games, including seven straight in conference play... Following the season played for the El Salvador National Team.

High School/International

Averaged 15 points and 12 rebounds per game as a senior at Chaminade HS... Was named to the All-Mission League First-Team as a senior... Helped her school reach the quarterfinals of the CIF Southern Section Division I championships... Previously attended Bishop Alemany HS where she averaged 19 points per game as a junior... Played with the El Salvador national team and was named the top Salvadoran basketball player in the US... Played for Team Taurasi for the California Storm AAU program on the prestigious Nike circuit with teammate Asia Avinger.

Personal

Kimberly Villalobos was born in Panorama City, Calif. to Silvia Estrada and Enoch Villalobos... Lists Kobe Bryant as her favorite athlete and had the opportunity to work at the Mamba Sports Academy... Majoring in social work.

CAREER STATISTICS

Season	gp-gs		Total		3-Point		F-Throws		Rebounds				Scoring												
	gp	gs	fg-fga	pct	fg-fga	pct	ft-fa	pct	off	def	tot	avg	pf	fo	ast	to	blk	stl	pts	avg					
2020-21	22	8	413	18.8	52	148	.351	1	5	.200	41	71	.577	44	52	96	4.4	35	1	22	37	9	15	146	6.6
2021-22	28	6	491	17.5	79	162	.488	0	0	.000	30	56	.536	59	98	157	5.6	59	2	18	35	13	37	188	6.7
2022-23	25	25	547	21.9	92	183	.503	0	1	.000	36	62	.581	43	81	124	5.0	67	3	39	35	17	38	220	8.8
TOTAL	75	39	1451	19.3	223	493	.452	1	6	.167	107	189	.566	146	231	377	5.0	161	6	79	107	39	90	554	7.4

CAREER HIGHS

Points
23, at UC San Diego (12-1-22)

Rebounds
10, vs. Antelope Valley (11-12-22)

Assists
7, Twice
Last: at Utah State (12-31-22)

Steals
5, at Utah State (12-31-22)

Blocks
2, at UC San Diego (12-1-22)

Field Goals
9, at UC San Diego (12-1-22)

Field Goal Attempts
16, at Colorado State (1-16-23)

3-Point Field Goals
2, Twice
Last: at Colorado State (1-16-23)

3-Point Field Goal Attempts
7, at Colorado State (1-16-23)

Free Throws
12, vs. Antelope Valley (11-12-22)

Free Throw Attempts
12, vs. Antelope Valley (11-12-22)

MISC. CAREER STATS

Double-figure scoring games: 13

Double-figure scoring games at SDSU: 9

20-Point Games (all at SDSU): 2

Double-figure rebounding games (all at SDSU): 1

Double-Doubles (all at SDSU): 1



#24 ABBY PROHASKA

Senior
5-9
Guard
Liberty Township, Ohio
Lakota West HS

Two-time ACC Academic Honor Roll

At Notre Dame (2018-22)

Appeared in 74 games with the Fighting Irish, made 16 starts and played in nine NCAA Tournament games including both games of the 2019 Final Four as a freshman... Averaged 2.7 points, 2.3 rebounds and 1.2 assists in 15.2 minutes per game... In 2021-22, appeared in 20 games and shot a career-best 50.9 percent from the field and scored 3.6 points per game... In the 2020-21 season played in 16 games, while starting 13 of them, averaging 4.2 points in a career-high 21.2 minutes per game... Utilized a medical redshirt in the 2019-20 season after being diagnosed with a bilateral pulmonary embolism... As a freshman in 2018-19, appeared in 38 games with three starts and helped Notre Dame reach the national championship game while averaging 14.4 minutes per game... During their tournament run, she was the Fighting Irish's first guard off the bench and after the season was named the team's most improved player... Was named to the ACC Academic Honor Roll and the Dean's List twice... Was heavily involved with SAAC where she headed up the service branch... Graduated with a degree in visual communication while minoring in digital media marketing.

High School

Was a four-star prep prospect out of Lakota West High School where she was ranked No. 73 in the nation by ESPN HoopGurlz... During her four years there, the Firebirds lost just eight games and won the state championship in 2015... As a senior, she averaged 15.0 points, 6.4 rebounds and 4.2 steals and was named the District 15 and Greater Miami Conference Player of the Year... Set school records for career assists (267) and most steals in a single-season (100), and surpassed the 1,000 point mark for her career... Was named to the All-State First-Team twice and was an All-League First-Team selection three times... Played for Team USA at the 2016 FIBA U17 World Championships in Zaragoza Spain where they won a bronze medal... Also played soccer for two years and led her conference in goals scored as a freshman.

Personal

Abigail Prohaska (pro-HASK-kuh) was born in Cincinnati, Ohio to Melissa and Tom Prohaska... Her grandpa played baseball at Miami Ohio, her dad played football at Ashland University and her sister Maddie is a standout goalkeeper at Auburn... Lists Sue Bird as her favorite athlete... Pursuing a master's degree in liberal arts and sciences.

CAREER STATISTICS

Season	gp-gs	min/avg	Total		3-Point		F-Throws		Rebounds				Scoring							
			fg-fga	pct	fg-fga	pct	ft-fta	pct	off	def	tot	avg	pf	fo	ast	to	blk	stl	pts	avg
2018-19*	38-3	547/14.4	18-49	.367	2-7	.286	20-26	.769	25	44	69	1.8	58	0	43	30	1	30	58	1.5
2020-21*	16-13	339/21.2	27-67	.403	0-9	.000	13-16	.813	18	36	54	3.4	26	0	27	20	3	12	67	4.2
2021-22*	20-0	241/12.1	29-57	.509	2-7	.286	12-14	.857	20	30	50	2.5	23	1	16	15	2	13	72	3.6
2022-23	25-16	625/25.0	77-184	.418	7-40	.175	46-52	.885	31	60	91	3.6	47	0	50	56	4	44	207	8.3
TOTAL	25-16	625/25.0	77-184	.418	7-40	.175	46-52	.885	31	60	91	3.6	47	0	50	56	4	44	207	8.3
All*	99-32	1752/17.7	151-357	.423	11-63	.175	91-108	.843	94	170	264	2.7	154	1	136	121	10	99	404	4.1

* At Notre Dame

CAREER HIGHS

Points
32, vs. Texas Wesleyan (12-20-19)**

Rebounds
17, vs. SW New Mexico (11-18-19)**

Assists
5, Three times
Last: vs Wyoming (1-22-22)*

Steals
6, vs. Boise State (2-12-22)*

Blocks
2, Many times (2-12-22)*

Field Goals
15, vs. Texas Wesleyan (12-20-19)**

Field Goal Attempts
23, at Colorado State (2-9-22)*

3-Point Field Goals
1, Many times
Last: vs. San Diego State (2-2-22)*

3-Point Field Goal Attempts
4, at Western Kentucky (2-15-20)**

Free Throws
8, Twice
Last: vs. Boise State (2-12-22)*

Free Throw Attempts
11, vs. Boise State (2-12-22)*

MISC. CAREER STATS

Double-figure scoring games: 38

Double-figure rebounding games: 15

Double-Doubles: 13

* While at Utah State

** While at UT San Antonio



#32 ADRYANA QUEZADA

Senior
5-11
Forward
Frisco, Texas
Utah State/Lone Star HS

All-Mountain West Honorable Mention (at Utah State, 2021-22)
Mountain West Player of the Week (at Utah State, Feb. 14, 2022)
Two-time Conference USA Freshman of the Week (2019-20)

At Utah State (2021-22)

Was an All-Mountain West honorable selection after averaging 15.2 points and 7.9 rebounds per game... Shot 53.6 percent in her lone year at Utah State, which was third in the Mountain West... Finished fifth in the conference in scoring (15.2 ppg) and sixth in rebounding (7.9 rpg)... Averaged 20.4 points per game over her final 14 contests... Scored in double-digits in 15 of her final 16 games and in 19 of her 28 games on the year, including a season-best 30 points at Colorado State (Jan. 19)... Was the Mountain West Player of the Week award on Feb. 14... Had a team-high nine double-doubles.

At UT-San Antonio (2019-21)

Averaged 13.8 points and 6.9 rebounds across 29 games... Averaged 15.3 points and 10.0 rebounds in six games as a sophomore before missing the rest of the season due to injury... As a freshman, started 16 games while scoring 13.4 points per game... Was the Conference USA Freshman of the Week twice... Led the Roadrunners in field goal percentage both years.

High School

Attended Lone Star High School in Frisco, Texas where she teamed with former Aztec Mallory Adams for two seasons... As a senior, averaged 16.5 points and 7.0 rebounds while helping her team go 28-9 and 17-1 in league play... Earned All-State, All-Region, and All-District honors three times and scored over 1,000 points in her prep career... Played for Premier Basketball's "Team Lex," which won the 2017 Adidas National Championship and the 2018 Super 64 National Championship... Was in the National Honors Society and was an All-State Academic selection twice.

Personal

Adryana Quezada (Eh-dree-on-uh KAY-zah-duh) was born in Dallas, Texas... Lists Luka Doncic as her favorite player... Majored in integrated studies at Utah State... Aspires to be a video game designer.

CAREER STATISTICS

Season	gp-gs		Total		3-Point		F-Throws		Rebounds				Scoring											
	gp	gs	fg-fga	pct	fg-fga	pct	ft-fa	pct	off	def	tot	avg	pf	fo	ast	to	blk	stl	pts	avg				
2019-20*	23	16	650	28.3	126	257	.490	3-18	.167	53	79	.671	60	81	141	6.1	33	0	24	57	10	18	308	13.4
2020-21*	6	4	165	27.5	40	77	.519	0-1	.000	12	15	.800	24	36	60	10.0	9	0	3	13	1	9	92	15.3
2021-22*	28	22	824	29.4	180	336	.536	8-19	.421	57	81	.704	85	135	220	7.9	53	1	50	56	15	32	425	15.2
All*	57	42	1639	28.8	346	670	.516	11-38	.289	122	175	.697	169	252	421	7.4	95	1	77	126	26	59	825	14.5

* 2019-21 at UT San Antonio & 2021-22 at Utah State

All games

RECORD:	OVERALL	HOME	AWAY	NEUTRAL
ALL GAMES	18-7	13-1	4-5	1-1
CONFERENCE	8-4	5-1	3-3	0-0
NON-CONFERENCE	10-3	8-0	1-2	1-1

#	Player	gp-gs	min	avg	Total		3-Point		F-Throw		Rebounds				pf	dq	a	to	blk	stl	pts	avg
					fg-fga	fg%	3fg-fga	3fg%	ft-fa	ft%	off	def	tot	avg								
02	Sophia Ramos	25-24	804	32.2	93-246	.378	46-123	.374	64-74	.865	10	82	92	3.7	52	0	90	48	7	41	296	11.8
01	Asia Avinger	20-19	588	29.4	89-184	.484	12-35	.343	46-73	.630	8	63	71	3.6	65	2	90	55	4	47	236	11.8
12	Mercedes Staples	18-11	537	29.8	74-162	.457	41-92	.446	7-11	.636	6	67	73	4.1	25	0	33	25	1	27	196	10.9
05	Yummy Morris	25-25	622	24.9	96-182	.527	0-0	.000	29-45	.644	38	73	111	4.4	54	1	13	35	21	20	221	8.8
23	Kim Villalobos	25-25	547	21.9	92-183	.503	0-1	.000	36-62	.581	43	81	124	5.0	67	3	39	35	17	38	220	8.8
24	Abby Prohaska	25-16	625	25.0	77-184	.418	7-40	.175	46-52	.885	31	60	91	3.6	47	0	50	56	4	44	207	8.3
13	Meghan Fiso	8-0	123	15.4	19-45	.422	4-10	.400	2-5	.400	7	11	18	2.3	10	0	5	5	0	3	44	5.5
21	Alex Crain	24-4	455	19.0	32-94	.340	14-41	.341	22-34	.647	5	28	33	1.4	46	0	31	31	0	16	100	4.2
00	Khylee Pepe	23-0	329	14.3	26-82	.317	2-14	.143	21-30	.700	29	32	61	2.7	41	1	15	24	10	15	75	3.3
20	Sarah Barcello	25-1	348	13.9	24-67	.358	16-52	.308	9-14	.643	21	33	54	2.2	24	0	17	9	3	14	73	2.9
22	Natalija Grizelj	9-0	22	2.4	0-4	.000	0-4	.000	0-0	.000	0	2	2	0.2	0	0	0	3	0	0	0	0.0
Team											35	56	91				29					
Total.....		0	5000		622-1433	.434	142-412	.345	282-400	.705	233	588	821	0.0	431	7	383	355	67	265	1668	0.0
Opponents.....		0	5000		496-1287	.385	130-452	.288	291-385	.756	221	599	820	0.0	418	-	271	480	69	158	1413	0.0

TEAM STATISTICS	SDSU	OPP	Date	Opponent	Score	Att.
SCORING	1668	1413	11/07/22	at Stanford	L 48-86	3012
Points per game	66.7	56.5	11/09/22	SAN DIEGO CHRISTIAN	w 81-30	0
Scoring margin	+10.2	-	11/12/22	ANTELOPE VALLEY	w 95-41	338
FIELD GOALS-ATT	622-1433	496-1287	11/15/22	SOUTHEASTERN LA.	w 69-53	365
Field goal pct	.434	.385	11/18/22	PORTLAND	w 55-53	1490
3 POINT FG-ATT	142-412	130-452	11/22/22	GRAMBLING	w 66-41	1272
3-point FG pct	.345	.288	11/25/22	SEATTLE U	w 70-36	498
3-pt FG made per game	5.7	5.2	12/01/22	at UC San Diego	w 72-60	467
FREE THROWS-ATT	282-400	291-385	12/04/22	at San Francisco	L 56-65	0
Free throw pct	.705	.756	12/07/22	SACRAMENTO ST.	w 70-59	2102
F-Throws made per game	11.3	11.6	12/10/22	SAN DIEGO	w 68-45	1254
REBOUNDS	821	820	12/20/22	vs Miami (OH)	w 66-57	0
Rebounds per game	32.8	32.8	12/21/22	vs Georgia	L 44-63	434
Rebounding margin	+0.0	-	* 12/31/22	at Utah St.	w 89-55	317
ASSISTS	383	271	* 01/05/23	NEVADA	w 80-70	754
Assists per game	15.3	10.8	* 01/07/23	UNLV	L 70-76	1017
TURNOVERS	355	480	* 01/11/23	at Fresno St.	w 49-43	1555
Turnovers per game	14.2	19.2	* 01/14/23	BOISE ST.	w 55-42	706
Turnover margin	+5.0	-	* 01/16/23	at Colorado St.	L 58-71	1164
Assist/turnover ratio	1.1	0.6	* 01/19/23	NEW MEXICO	w 65-61	4150
STEALS	265	158	* 01/21/23	at Wyoming	w 73-66	2647
Steals per game	10.6	6.3	* 01/26/23	FRESNO ST.	w 75-56	571
BLOCKS	67	69	* 01/28/23	SAN JOSE ST.	w 59-39	1100
Blocks per game	2.7	2.8	* 01/30/23	at Boise St.	L 57-62	661
ATTENDANCE	15617	15400	* 02/04/23	at New Mexico	L 78-83	5143
Home games-Avg/Game	14-1116	9-1663				
Neutral site-Avg/Game	-	2-217				

* - Conference game

Score by Periods	1st	2nd	3rd	4th	Totals
San Diego St.	414	404	447	403	1668
Opponents	330	338	380	365	1413

Conference games only

RECORD:	OVERALL	HOME	AWAY	NEUTRAL
ALL GAMES	8-4	5-1	3-3	0-0
CONFERENCE	8-4	5-1	3-3	0-0
NON-CONFERENCE	0-0	0-0	0-0	0-0

#	Player	gp-gs	min	avg	Total		3-Point		F-Throw		Rebounds				pf	dq	a	to	blk	stl	pts	avg
					fg-fga	fg%	3fg-fga	3fg%	ft-fta	ft%	off	def	tot	avg								
02	Sophia Ramos	12-12	398	33.2	47-133	.353	23-69	.333	38-46	.826	6	40	46	3.8	27	0	49	21	5	13	155	12.9
01	Asia Avinger	12-11	370	30.8	55-116	.474	5-22	.227	26-41	.634	6	40	46	3.8	40	1	59	27	3	31	141	11.8
23	Kim Villalobos	12-12	282	23.5	53-99	.535	0-1	.000	21-35	.600	21	37	58	4.8	34	2	16	12	7	19	127	10.6
05	Yummy Morris	12-12	315	26.3	54-95	.568	0-0	.000	12-16	.750	22	43	65	5.4	26	0	4	13	8	7	120	10.0
12	Mercedes Staples	7-0	187	26.7	24-55	.436	16-39	.410	2-5	.400	3	18	21	3.0	5	0	7	8	0	6	66	9.4
24	Abby Prohaska	12-12	325	27.1	38-91	.418	4-19	.211	12-15	.800	8	28	36	3.0	19	0	28	22	1	26	92	7.7
20	Sarah Barcello	12-0	171	14.3	15-33	.455	11-26	.423	2-4	.500	8	11	19	1.6	16	0	7	3	2	4	43	3.6
21	Alex Crain	12-1	191	15.9	11-39	.282	6-18	.333	9-14	.643	1	14	15	1.3	15	0	16	12	0	4	37	3.1
00	Khylee Pepe	12-0	155	12.9	10-35	.286	1-6	.167	6-6	1.000	10	15	25	2.1	16	0	7	12	3	7	27	2.3
22	Natalija Grizelj	3-0	6	2.0	0-2	.000	0-2	.000	0-0	.000	0	0	0	0.0	0	0	0	1	0	0	0	0.0
Team											16	28	44					16				
Total.....		12	2400		307-698	.440	66-202	.327	128-182	.703	101	274	375	31.3	198	3	193	147	29	117	808	67.3
Opponents.....		12	2400		257-611	.421	65-205	.317	145-187	.775	94	290	384	32.0	195	-	131	210	29	65	724	60.3

TEAM STATISTICS	SDSU	OPP	Date	Opponent	Score	Att.
SCORING	808	724	* 12/31/22	at Utah St.	w 89-55	317
Points per game	67.3	60.3	* 01/05/23	NEVADA	w 80-70	754
Scoring margin	+7.0	-	* 01/07/23	UNLV	L 70-76	1017
FIELD GOALS-ATT	307-698	257-611	* 01/11/23	at Fresno St.	w 49-43	1555
Field goal pct	.440	.421	* 01/14/23	BOISE ST.	w 55-42	706
3 POINT FG-ATT	66-202	65-205	* 01/16/23	at Colorado St.	L 58-71	1164
3-point FG pct	.327	.317	* 01/19/23	NEW MEXICO	w 65-61	4150
3-pt FG made per game	5.5	5.4	* 01/21/23	at Wyoming	w 73-66	2647
FREE THROWS-ATT	128-182	145-187	* 01/26/23	FRESNO ST.	w 75-56	571
Free throw pct	.703	.775	* 01/28/23	SAN JOSE ST.	w 59-39	1100
F-Throws made per game	10.7	12.1	* 01/30/23	at Boise St.	L 57-62	661
REBOUNDS	375	384	* 02/04/23	at New Mexico	L 78-83	5143
Rebounds per game	31.3	32.0				
Rebounding margin	-0.7	-				
ASSISTS	193	131				
Assists per game	16.1	10.9				
TURNOVERS	147	210				
Turnovers per game	12.3	17.5				
Turnover margin	+5.3	-				
Assist/turnover ratio	1.3	0.6				
STEALS	117	65				
Steals per game	9.8	5.4				
BLOCKS	29	29				
Blocks per game	2.4	2.4				
ATTENDANCE	8298	11487				
Home games-Avg/Game	6-1383	6-1914				
Neutral site-Avg/Game	-	0-0				

* - Conference game

Score by Periods	1st	2nd	3rd	4th	Totals
San Diego St.	221	182	224	181	808
Opponents	150	187	178	209	724

TEAM STATISTICS

Opponent	Date	Score	L	Total		3-Pointers		Free throws		Rebounds				pf	a	t/o	blk	stl	pts	avg
				fg-fga	pct	3fg-fga	pct	ft-fta	pct	off	def	tot	avg							
at Stanford	11/07/22	48-86	L	18-57	.316	5-16	.313	7-13	.538	7	16	23	23.0	17	9	11	0	5	48	48.0
SAN DIEGO CHRISTIAN	11/09/22	81-30	W	32-84	.381	6-30	.200	11-22	.500	24	31	55	39.0	24	21	15	3	27	81	64.5
ANTELOPE VALLEY	11/12/22	95-41	W	28-61	.459	5-16	.313	34-43	.791	17	38	55	44.3	16	15	19	4	10	95	74.7
SOUTHEASTERN LA.	11/15/22	69-53	W	29-57	.509	10-19	.526	1-1	1.000	6	31	37	42.5	19	18	17	4	8	69	73.2
PORTLAND	11/18/22	55-53	W	18-59	.305	6-17	.353	13-18	.722	13	20	33	40.6	17	12	17	4	11	55	69.6
GRAMBLING	11/22/22	66-41	W	25-50	.500	4-10	.400	12-17	.706	7	27	34	39.5	10	21	13	2	12	66	69.0
SEATTLE U	11/25/22	70-36	W	29-60	.483	3-15	.200	9-13	.692	10	26	36	39.0	15	17	9	2	17	70	69.1
at UC San Diego	12/01/22	72-60	W	28-56	.500	6-15	.400	10-13	.769	7	24	31	38.0	20	18	17	7	10	72	69.5
at San Francisco	12/04/22	56-65	L	22-48	.458	4-8	.500	8-14	.571	6	26	32	37.3	23	9	25	3	10	56	68.0
SACRAMENTO ST.	12/07/22	70-59	W	27-60	.450	8-13	.615	8-9	.889	14	21	35	37.1	17	12	13	1	7	70	68.2
SAN DIEGO	12/10/22	68-45	W	24-48	.500	11-17	.647	9-13	.692	3	22	25	36.0	21	18	17	5	11	68	68.2
vs Miami (OH)	12/20/22	66-57	W	20-46	.435	2-11	.182	24-30	.800	7	21	28	35.3	16	7	12	1	8	66	68.0
vs Georgia	12/21/22	44-63	L	15-49	.306	6-23	.261	8-12	.667	11	11	22	34.3	18	13	23	2	12	44	66.2
at Utah St.	12/31/22	89-55	W	35-62	.565	7-22	.318	12-19	.632	6	26	32	34.1	11	24	11	2	12	89	67.8
NEVADA	01/05/23	80-70	W	31-56	.554	9-17	.529	9-12	.750	6	22	28	33.7	18	19	15	5	9	80	68.6
UNLV	01/07/23	70-76	L	29-68	.426	3-24	.125	9-15	.600	10	20	30	33.5	20	13	8	2	6	70	68.7
at Fresno St.	01/11/23	49-43	W	18-49	.367	5-12	.417	8-12	.667	9	22	31	33.4	18	12	15	1	11	49	67.5
BOISE ST.	01/14/23	55-42	W	21-58	.362	5-11	.455	8-12	.667	10	24	34	33.4	16	15	15	2	13	55	66.8
at Colorado St.	01/16/23	58-71	L	20-49	.408	5-15	.333	13-16	.813	7	23	30	33.2	18	13	15	0	2	58	66.4
NEW MEXICO	01/19/23	65-61	W	25-58	.431	3-14	.214	12-16	.750	6	25	31	33.1	12	14	9	3	9	65	66.3
at Wyoming	01/21/23	73-66	W	25-55	.455	5-10	.500	18-19	.947	7	26	33	33.1	16	11	8	4	6	73	66.6
FRESNO ST.	01/26/23	75-56	W	30-56	.536	5-15	.333	10-14	.714	9	24	33	33.1	17	21	11	0	8	75	67.0
SAN JOSE ST.	01/28/23	59-39	W	21-55	.382	5-22	.227	12-21	.571	10	24	34	33.1	17	14	17	4	15	59	66.7
at Boise St.	01/30/23	57-62	L	23-67	.343	4-15	.267	7-11	.636	11	18	29	33.0	14	13	11	2	13	57	66.2
at New Mexico	02/04/23	78-83	L	29-65	.446	10-25	.400	10-15	.667	10	20	30	32.8	21	24	12	4	13	78	66.7
San Diego St.		1668		622-1433	.434	142-412	.345	282-400	.705	233	588	821	32.8	431	383	355	67	265	1668	66.7
Opponents		1413		496-1287	.385	130-452	.288	291-385	.756	221	599	820	32.8	418	271	480	69	158	1413	56.5

Games played: 25
 Points/game: 66.7
 FG Pct: 43.4
 3FG Pct: 34.5
 FT Pct: 70.5

Rebounds/game: 32.8
 Assists/game: 15.3
 Turnovers/game: 14.2
 Assist/turnover ratio: 1.1
 Steals/game: 10.6
 Blocks/game: 2.7

Home games

RECORD:	OVERALL	HOME	AWAY	NEUTRAL
ALL GAMES	13-1	13-1	0-0	0-0
CONFERENCE	5-1	5-1	0-0	0-0
NON-CONFERENCE	8-0	8-0	0-0	0-0

#	Player	gp-gs	min	avg	Total		3-Point		F-Throw		Rebounds				a	to	blk	stl	pts	avg		
					fg-fga	fg%	3fg-fga	3fg%	ft-fa	ft%	off	def	tot	avg							pf	dq
01	Asia Avinger	10-10	280	28.0	49-93	.527	7-17	.412	23-37	.622	5	35	40	4.0	32	0	49	20	3	23	128	12.8
02	Sophia Ramos	14-14	454	32.4	56-135	.415	24-69	.348	36-42	.857	5	42	47	3.4	25	0	49	28	5	24	172	12.3
12	Mercedes Staples	11-8	316	28.7	48-101	.475	29-59	.492	3-4	.750	4	38	42	3.8	16	0	21	12	1	15	128	11.6
05	Yummy Morris	14-14	354	25.3	59-110	.536	0-0	.000	19-29	.655	22	43	65	4.6	33	1	9	26	13	15	137	9.8
23	Kim Villalobos	14-14	313	22.4	56-104	.538	0-0	.000	18-34	.529	24	50	74	5.3	36	2	34	21	10	25	130	9.3
24	Abby Prohaska	14-8	331	23.6	37-99	.374	2-20	.100	21-22	.955	19	33	52	3.7	24	0	28	28	1	22	97	6.9
13	Meghan Fiso	6-0	102	17.0	14-35	.400	2-6	.333	2-4	.500	7	9	16	2.7	7	0	5	5	0	3	32	5.3
21	Alex Crain	14-2	248	17.7	21-53	.396	9-23	.391	14-22	.636	3	21	24	1.7	31	0	17	21	0	13	65	4.6
00	Khylee Pepe	12-0	182	15.2	16-54	.296	0-8	.000	13-20	.650	20	16	36	3.0	19	1	8	12	7	12	45	3.8
20	Sarah Barcello	14-0	202	14.4	13-43	.302	10-35	.286	8-12	.667	18	28	46	3.3	16	0	10	2	1	11	44	3.1
22	Natalija Grizelj	6-0	18	3.0	0-3	.000	0-3	.000	0-0	.000	0	2	2	0.3	0	0	0	3	0	0	0	0.0
Team											18	38	56					17				
Total.....		14	2800		369-830	.445	83-240	.346	157-226	.695	145	355	500	35.7	239	4	230	195	41	163	978	69.9
Opponents.....		14	2800		242-722	.335	65-259	.251	153-212	.722	140	326	466	33.3	234	-	124	288	33	89	702	50.1

Score by Periods	1st	2nd	3rd	4th	Totals
San Diego St.	254	254	246	224	978
Opponents	148	169	198	187	702

Road & Neutral

RECORD:	OVERALL	HOME	AWAY	NEUTRAL
ALL GAMES	5-6	0-0	4-5	1-1
CONFERENCE	3-3	0-0	3-3	0-0
NON-CONFERENCE	2-3	0-0	1-2	1-1

#	Player	gp-gs	min	avg	Total		3-Point		F-Throw		Rebounds				a	to	blk	stl	pts	avg		
					fg-fga	fg%	3fg-fga	3fg%	ft-fa	ft%	off	def	tot	avg							pf	dq
02	Sophia Ramos	11-10	350	31.8	37-111	.333	22-54	.407	28-32	.875	5	40	45	4.1	27	0	41	20	2	17	124	11.3
01	Asia Avinger	10-9	308	30.8	40-91	.440	5-18	.278	23-36	.639	3	28	31	3.1	33	2	41	35	1	24	108	10.8
24	Abby Prohaska	11-8	294	26.7	40-85	.471	5-20	.250	25-30	.833	12	27	39	3.5	23	0	22	28	3	22	110	10.0
12	Mercedes Staples	7-3	221	31.6	26-61	.426	12-33	.364	4-7	.571	2	29	31	4.4	9	0	12	13	0	12	68	9.7
23	Kim Villalobos	11-11	234	21.3	36-79	.456	0-1	.000	18-28	.643	19	31	50	4.5	31	1	5	14	7	13	90	8.2
05	Yummy Morris	11-11	268	24.4	37-72	.514	0-0	.000	10-16	.625	16	30	46	4.2	21	0	4	9	8	5	84	7.6
13	Meghan Fiso	2-0	21	10.5	5-10	.500	2-4	.500	0-1	.000	0	2	2	1.0	3	0	0	0	0	0	12	6.0
21	Alex Crain	10-2	207	20.7	11-41	.268	5-18	.278	8-12	.667	2	7	9	0.9	15	0	14	10	0	3	35	3.5
00	Khylee Pepe	11-0	147	13.4	10-28	.357	2-6	.333	8-10	.800	9	16	25	2.3	22	0	7	12	3	3	30	2.7
20	Sarah Barcello	11-1	146	13.3	11-24	.458	6-17	.353	1-2	.500	3	5	8	0.7	8	0	7	7	2	3	29	2.6
22	Natalija Grizelj	3-0	4	1.3	0-1	.000	0-1	.000	0-0	.000	0	0	0	0.0	0	0	0	0	0	0	0	0.0
Team											17	18	35					12				
Total.....		11	2200		253-603	.420	59-172	.343	125-174	.718	88	233	321	29.2	192	3	153	160	26	102	690	62.7
Opponents.....		11	2200		254-565	.450	65-193	.337	138-173	.798	81	273	354	32.2	184	-	147	192	36	69	711	64.6

Score by Periods	1st	2nd	3rd	4th	Totals
San Diego St.	160	150	201	179	690
Opponents	182	169	182	178	711

Games won

RECORD:	OVERALL	HOME	AWAY	NEUTRAL
ALL GAMES	18-0	13-0	4-0	1-0
CONFERENCE	8-0	5-0	3-0	0-0
NON-CONFERENCE	10-0	8-0	1-0	1-0

#	Player	gp-gs	min	avg	Total			3-Point		F-Throw		Rebounds					pts	avg				
					fg-fga	fg%	3fg-fga	3fg%	ft-fa	ft%	off	def	tot	avg	pf	dq			a	to	blk	stl
02	Sophia Ramos	18-18	580	32.2	70-169	.414	33-86	.384	50-58	.862	4	64	68	3.8	34	0	61	36	7	32	223	12.4
01	Asia Avinger	14-13	395	28.2	61-123	.496	8-20	.400	37-56	.661	6	47	53	3.8	41	1	64	34	2	31	167	11.9
12	Mercedes Staples	13-9	386	29.7	54-114	.474	31-64	.484	6-8	.750	4	48	52	4.0	17	0	26	15	1	19	145	11.2
05	Yummy Morris	18-18	440	24.4	73-134	.545	0-0	.000	24-35	.686	29	53	82	4.6	40	1	12	29	17	16	170	9.4
24	Abby Prohaska	18-11	440	24.4	58-130	.446	5-27	.185	36-40	.900	23	46	69	3.8	30	0	41	38	3	31	157	8.7
23	Kim Villalobos	18-18	391	21.7	65-126	.516	0-0	.000	20-37	.541	27	63	90	5.0	47	3	34	28	13	31	150	8.3
13	Meghan Fiso	7-0	110	15.7	15-37	.405	3-7	.429	2-4	.500	7	10	17	2.4	10	0	5	5	0	3	35	5.0
21	Alex Crain	17-3	341	20.1	27-73	.370	11-31	.355	16-24	.667	3	26	29	1.7	35	0	23	23	0	16	81	4.8
00	Khylee Pepe	16-0	247	15.4	24-70	.343	1-10	.100	20-28	.714	26	29	55	3.4	29	1	11	14	8	13	69	4.3
20	Sarah Barcello	18-0	250	13.9	19-50	.380	13-37	.351	9-14	.643	18	29	47	2.6	17	0	12	7	3	12	60	3.3
22	Natalija Grizelj	7-0	20	2.9	0-4	.000	0-4	.000	0-0	.000	0	2	2	0.3	0	0	0	3	0	0	0	0.0
Team											24	37	61				18					
Total.....		18	3600		466-1030	.452	105-286	.367	220-304	.724	171	454	625	34.7	300	6	289	250	54	204	1257	69.8
Opponents.....		18	3600		316-918	.344	83-328	.253	192-260	.738	163	408	571	31.7	302	-	165	364	42	113	907	50.4

Score by Periods	1st	2nd	3rd	4th	Totals
San Diego St.	322	317	334	284	1257
Opponents	209	213	244	241	907

Games lost

RECORD:	OVERALL	HOME	AWAY	NEUTRAL
ALL GAMES	0-7	0-1	0-5	0-1
CONFERENCE	0-4	0-1	0-3	0-0
NON-CONFERENCE	0-3	0-0	0-2	0-1

#	Player	gp-gs	min	avg	Total			3-Point		F-Throw		Rebounds					pts	avg				
					fg-fga	fg%	3fg-fga	3fg%	ft-fa	ft%	off	def	tot	avg	pf	dq			a	to	blk	stl
01	Asia Avinger	6-6	193	32.2	28-61	.459	4-15	.267	9-17	.529	2	16	18	3.0	24	1	26	21	2	16	69	11.5
02	Sophia Ramos	7-6	224	32.0	23-77	.299	13-37	.351	14-16	.875	6	18	24	3.4	18	0	29	12	0	9	73	10.4
12	Mercedes Staples	5-2	151	30.2	20-48	.417	10-28	.357	1-3	.333	2	19	21	4.2	8	0	7	10	0	8	51	10.2
23	Kim Villalobos	7-7	156	22.3	27-57	.474	0-1	.000	16-25	.640	16	18	34	4.9	20	0	5	7	4	7	70	10.0
13	Meghan Fiso	1-0	13	13.0	4-8	.500	1-3	.333	0-1	.000	0	1	1	1.0	0	0	0	0	0	0	9	9.0
05	Yummy Morris	7-7	182	26.0	23-48	.479	0-0	.000	5-10	.500	9	20	29	4.1	14	0	1	6	4	4	51	7.3
24	Abby Prohaska	7-5	185	26.4	19-54	.352	2-13	.154	10-12	.833	8	14	22	3.1	17	0	9	18	1	13	50	7.1
21	Alex Crain	7-1	114	16.3	5-21	.238	3-10	.300	6-10	.600	2	2	4	0.6	11	0	8	8	0	0	19	2.7
20	Sarah Barcello	7-1	98	14.0	5-17	.294	3-15	.200	0-0	.000	3	4	7	1.0	7	0	5	2	0	2	13	1.9
00	Khylee Pepe	7-0	82	11.7	2-12	.167	1-4	.250	1-2	.500	3	3	6	0.9	12	0	4	10	2	2	6	0.9
22	Natalija Grizelj	2-0	2	1.0	0-0	.000	0-0	.000	0-0	.000	0	0	0	0.0	0	0	0	0	0	0	0	0.0
Team											11	19	30				11					
Total.....		7	1400		156-403	.387	37-126	.294	62-96	.646	62	134	196	28.0	131	1	94	105	13	61	411	58.7
Opponents.....		7	1400		180-369	.488	47-124	.379	99-125	.792	58	191	249	35.6	116	-	106	116	27	45	506	72.3

Score by Periods	1st	2nd	3rd	4th	Totals
San Diego St.	92	87	113	119	411
Opponents	121	125	136	124	506

Aztec Individual Highs**Points**

25, Asia Avinger vs. UNLV (1-7-23)
 25, Asia Avinger vs. Miami (Ohio) (12-20-22)

Field Goals Made

12, Asia Avinger vs. UNLV (1-7-23)

Field Goals Attempted

18, Asia Avinger vs. UNLV (1-7-23)

Field Goal Percentage (min. 5 made)

1.000 (6-6), Yummy Morris vs. Nevada (1-5-23)
 1.000 (5-5), Yummy Morris at Utah State (12-31-22)
 1.000 (5-5), Alex Crain vs. Sacramento State (12-7-22)

3-Point Field Goals Made

6, Mercedes Staples vs. Southeastern Louisiana (11-15-22)

3-Point Field Goals Attempted

13, Mercedes Staples at New Mexico (2-4-23)

3-Point Field Goal Percentage (min. 3 made)

1.000 (6-6), Mercedes Staples vs. Southeastern Louisiana (11-15-22)

Free Throws Made

12, Abby Prohaska vs. Antelope Valley (11-12-22)

Free Throws Attempted

12, Abby Prohaska vs. Antelope Valley (11-12-22)

Free Throw Percentage (min 6 made)

1.000 (12-12), Abby Prohaska vs. Antelope Valley (11-12-22)

Rebounds

13, Khylee Pepe vs. San Diego Christian (11-9-22)

Assists

9, Asia Avinger at New Mexico (2-4-23)
 9, Asia Avinger vs. Nevada (1-5-23)

Steals

7, Alex Crain vs. San Diego Christian (11-9-22)

Blocked Shots

3, Sophia Ramos vs. Nevada (1-5-23)

Turnovers

7, Asia Avinger at UC San Diego (12-1-22)

Minutes

40, Sophia Ramos vs. UNLV (1-7-23)

Aztec Team Highs

Points	95	vs. Antelope Valley (11-12-22)
Field Goals Made	35	at Utah State (12-31-22)
Field Goal Attempts	84	vs. San Diego Christian (11-9-22)
Field Goal Percentage	.565 (35-62)	at Utah State (12-31-22)
3-pt Field Goals Made	11	vs. San Diego (12-10-22)
3-pt Field Goals Attempted	30	vs. San Diego Christian (11-9-22)
3-pt FG Percentage (Min 10 Att)	.647 (11-17)	vs. San Diego (12-10-22)
Free Throws Made	34	vs. Antelope Valley (11-12-22)
Free Throw Attempts	43	vs. Antelope Valley (11-12-22)
FT Percentage (Min 10 att.)	.947 (18-19)	at Wyoming (1-21-23)
Rebounds	55	vs. Antelope Valley (11-12-22) vs. San Diego Christian (11-9-22)
Assists	24	at New Mexico (2-4-23) at Utah State (12-31-22)
Steals	27	vs. San Diego Christian (11-9-22)
Blocked Shots	7	at UC San Diego (12-1-22)
Turnovers	25	vs. San Francisco (12-4-22)
Fouls	24	vs. San Diego Christian (11-9-22)

Aztec Team Lows

Points	44	vs. Georgia (12-21-22)
Field Goals Made	15	vs. Georgia (12-21-22)
Field Goal Attempts	46	vs. Miami Ohio (12-20-22)
Field Goal Percentage	.305 (18-59)	vs. Portland (11-18-22)
3-pt Field Goals Made	2	vs. Miami Ohio (12-20-22)
3-pt Field Goals Attempted	8	vs. San Francisco (12-4-22)
3-pt Field Goal Percentage	.125 (3-24)	vs. UNLV (1-7-23)
Free Throws Made	1	vs. Southeastern Louisiana (11-15-22)
Free Throws Attempted	1	vs. Southeastern Louisiana (11-15-22)
FT Percentage (Min 10 att.)	.500 (11-22)	vs. San Diego Christian (11-9-22)
Rebounds	22	vs. Georgia (12-21-22)
Assists	7	vs. Miami Ohio (12-20-22)
Steals	2	at Colorado State (1-16-23)
Blocked Shots	0	Three times with 0
Turnovers	8	at Wyoming (1-21-23) vs. UNLV (1-7-23)
Fouls	10	vs. Grambling State (11-22-22)

Aztec Scoring

First Half High	51	vs. Fresno State (1-26-23) vs. Antelope Valley (11-12-22)
First Quarter High	24	at Utah State (12-31-22)
Second Quarter High	31	vs. Fresno State (1-26-23)
Second Half High	47	at New Mexico (2-4-23)
Third Quarter High	31	at Utah State (12-31-22)
Fourth Quarter High	29	at New Mexico (2-4-23)
First Half Low	16	vs. Georgia (12-21-22) at No. 2 Stanford (11-7-22)
First Quarter Low	4	at No. 2 Stanford (11-7-22)
Second Quarter Low	3	vs. Boise State (1-14-23)
Second Half Low	24	at Fresno State (1-11-23) vs. San Francisco (12-4-22)
Third Quarter Low	10	vs. Sacramento State (12-7-22)
Fourth Quarter Low	8	at Colorado State (1-16-23)
Largest Halftime Lead	38 (51-13)	vs. Antelope Valley (11-12-22)
Largest Halftime Deficit	26 (16-42)	at No. 2 Stanford (11-7-22)
Largest Margin of Victory	54 (95-41)	vs. Antelope Valley (11-12-22)
Largest Loss	38 (48-86)	at No. 2 Stanford (11-7-22)
Largest Deficit in a Win	13 (31-44)	vs. New Mexico (1-19-23)
Largest Lead in a Loss	13 (17-4)	at Boise State (1-30-23)

Opponent Team Highs

Points	85	at No. 2 Stanford (11-7-22)
Field Goals Made	32	at No. 2 Stanford (11-7-22)
Field Goal Attempts	62	vs. San Francisco (12-4-22) at No. 2 Stanford (11-7-22)
Field Goal Percentage	.559 (29-51)	at New Mexico (2-4-23)
3-pt Field Goals Made	11	vs. New Mexico (1-19-23) at No. 2 Stanford (11-7-22)
3-pt Field Goals Attempts	30	at No. 2 Stanford (11-7-22)
3-pt FG Percentage (Min 10 Att)	.667 (8-12)	Boise State (1-30-23)
Free Throws Made	19	vs. Fresno State (1-26-23)
Free Throws Attempts	25	at New Mexico (2-4-23)
FT Percentage (Min 10 att.)	.929 (13-14) .929 (13-14)	at Fresno State (1-11-23) vs. Sacramento State (12-7-22)
Rebounds	50	at No. 2 Stanford (11-7-22)
Assists	26	at No. 2 Stanford (11-7-22)
Steals	12	vs. Nevada (1-5-23) vs. Portland (11-18-22)
Blocked Shots	7	Boise State (1-30-23) vs. Boise State (1-14-23) at No. 2 Stanford (11-7-22)
Turnovers	37	vs. San Diego Christian (11-9-22)
Fouls	28	vs. Antelope Valley (11-12-22)

Opponent Team Lows

Points	30	vs. San Diego Christian (11-9-22)
Field Goals Made	10	vs. San Diego Christian (11-9-22)
Field Goal Attempts	44	at Fresno State (1-11-23) vs. Miami Ohio (12-20-22) vs. Georgia (12-21-22) vs. Seattle (11-25-22)
Field Goal Percentage	.213 (10-47)	vs. San Diego Christian (11-9-22)
3-pt Field Goals Made	1	vs. San Diego Christian (11-9-22)
3-pt Field Goal Attempts	8	vs. Georgia (12-21-22)
3-pt Field Goal Percentage	.083 (1-12)	vs. San Diego Christian (11-9-22)
Free Throws Made	3	vs. Grambling State (11-22-22)
Free Throw Attempts	4	vs. Grambling State (11-22-22)
FT Percentage (Min 10 att.)	.500 (8-16)	vs. Southeastern Louisiana (11-15-22)
Rebounds	24	Fresno State (1-26-23)
Assists	4	vs. Fresno State (1-26-23) vs. Grambling State (11-22-22) vs. San Diego Christian (11-9-22)
Steals	1	vs. Boise State (1-14-23)
Blocked Shots	0	vs. San Jose State (1-28-23) vs. UNLV (1-7-23)
Turnovers	5	at Colorado State (1-16-23)
Fouls	10	vs. Southeastern Louisiana (11-15-22)

Opponent Scoring

First Half High	45	at New Mexico (2-4-23)
First Quarter High	27	at New Mexico (2-4-23)
Second Quarter High	22	vs. UNLV (1-7-23)
Second Half High	44	at No. 2 Stanford (11-7-22)
Third Quarter High	27	at No. 2 Stanford (11-7-22)
Fourth Quarter High	24	at Wyoming (1-21-23)
First Half Low	10	vs. San Diego Christian (11-9-22)
First Quarter Low	3	vs. San Diego (12-10-22)
Second Quarter Low	5	vs. Seattle (11-25-22) vs. San Diego Christian (11-9-22)
Second Half Low	15	San Jose State (1-28-23)
Third Quarter Low	5	San Jose State (1-28-23)
Fourth Quarter Low	3	vs. Southeastern Louisiana (11-15-22)
Largest Halftime Lead	26 (42-16)	at No. 2 Stanford (11-7-22)
Largest Halftime Deficit	38 (13-51)	vs. Antelope Valley (11-12-22)
Largest Margin of Victory	38 (86-48)	at No. 2 Stanford (11-7-22)
Largest Loss	54 (41-95)	vs. Antelope Valley (11-12-22)
Largest Deficit in a Win	13 (4-17)	at Boise State (1-30-23)
Largest Lead in a Loss	13 (44-31)	vs. New Mexico (1-19-23)

2022-23 MISCELLANEOUS STATS

► THE LAST TIME AN AZTEC...

Scored 20-24 points

21, Sophia Ramos, 2-4-23 at New Mexico

Scored 25-29 points

25, Asia Avinger, 1-7-23 vs. UNLV

Scored 30-39 points

30, Asia Avinger, 1-15-22 vs. Boise State

Scored 40+ points

41, Chana Perry, 1-2-88 vs. Northern Illinois

Had 20+ rebounds

27, Chana Perry, 11-25-88 vs. Alabama State

Had 15-19 rebounds

16, Mallory Adams, 3-11-19 vs. [2] New Mexico

Had 10-14 rebounds

11, Kim Villalobos, 11-22-22 vs. Grambling State

Had 10+ assists

10, Sophia Ramos, 2-16-21 vs. UNLV

Had A Double-Double

Kim Villalobos, 10 points, 11 rebounds, 11-22-22 vs. Grambling State

Had A Triple-Double

Chelsea Hopkins, 13 points, 11 rebounds, 12 assists, 3-9-13 vs. Boise State

► The Last Time San Diego State...

Had two players score 20 points in the same game

Asia Avinger (30) & Mallory Adams (25), 1-15-22 vs. Boise State

Had two players with a double-double in the same game

Mallory Adams (13 points & 10 rebounds) & Kim Villalobos (13 points & 10 rebounds)
2-16-22 vs. San Jose State

Scored 100+ points

101, vs. Colorado State (101-62), 1-25-92

Allowed 100+ points

104, vs. UCLA (56-104), 12-11-98

Won by 20+ points

20, vs. San Jose State (1-28-23)

Won by 30+ points

34, at Utah State (89-55), 12-31-22

Won by 40+ points

54, vs. Antelope Valley (95-41), 11-12-22

Won in Overtime

at Colorado State (64-61), 2-24-20

Lost in Overtime

at Colorado State (77-84), 12-10-20 (2 OT)

► 2022-23 AZTEC LEADERS

Double-Figure Scoring Games

Sophia Ramos (19), Yummy Morris (13), Asia Avinger (12), Kim Villalobos (11), Mercedes Staples (10), Abby Prohaska (9), Alex Crain (3), Sarah Barcello (1), Khylee Pepe (1), Meghan Fiso (1)

SDSU High Scorer*

Sophia Ramos (6), Abby Prohaska (6), Asia Avinger (6), Mercedes Staples (5), Yummy Morris (2), Kim Villalobos (2), Alex Crain (1), Meghan Fiso (1)

Double-Figure Rebounding Games

Abby Prohaska (1), Khylee Pepe (1), Kim Villalobos (1)

Double-Doubles

Abby Prohaska (1), Khylee Pepe (1), Kim Villalobos (1)

Games Led SDSU In Rebounds*

Yummy Morris (9), Kim Villalobos (9), Abby Prohaska (4), Mercedes Staples (3), Khylee Pepe (3), Asia Avinger (2), Sarah Barcello (2), Sophia Ramos (1)

Games Led SDSU In Assists*

Asia Avinger (13), Sophia Ramos (10), Mercedes Staples (3), Sarah Barcello (2), Alex Crain (2), Kim Villalobos (2), Abby Prohaska (2), Khylee Pepe (1)

Games Led SDSU In Steals*

Asia Avinger (11), Sophia Ramos (9), Abby Prohaska (7), Kim Villalobos (5), Mercedes Staples (4), Yummy Morris (2), Alex Crain (2), Khylee Pepe (2), Sarah Barcello (1)

Games Led SDSU In Blocks*

Yummy Morris (12), Kim Villalobos (8), Khylee Pepe (5), Sophia Ramos (4), Asia Avinger (3), Abby Prohaska (2), Sarah Barcello (2), Mercedes Staples (1)

*Includes ties

► 2022-23 SPECIALTY STATS

San Diego State/Opponent

	Points in Point	Points off TOs	2nd Chance Points	Fast Break Points	Bench Points
at No. 2 Stanford (L)	16/38	10/17	7/15	2/7	21/48
vs. San Diego Christian (W)	46/16	38/4	16/3	28/1	29/7
vs. Antelope Valley (W)	42/12	34/7	20/8	27/4	46/21
vs. Southeastern La. (W)	36/14	17/14	6/2	11/2	14/7
vs. Portland (W)	20/28	21/10	15/5	10/3	10/27
vs. Grambling State (W)	36/18	11/9	7/9	8/0	10/9
vs. Seattle (W)	50/14	41/6	6/5	12/3	19/23
at UC San Diego (W)	34/16	22/23	7/11	15/6	33/23
vs. San Francisco (L)	22/34	9/24	4/4	4/11	16/42
vs. Sacramento State (W)	18/28	23/9	4/14	13/4	21/6
vs. San Diego (W)	22/16	17/13	6/9	13/2	22/11
vs. Miami Ohio (W)	34/20	20/20	11/2	5/8	7/2
vs. Georgia (L)	12/18	25/16	9/15	5/8	3/33
at Utah State (W)	46/18	33/12	4/5	6/8	30/18
vs. Nevada (W)	38/30	16/9	5/7	6/9	22/22
vs. UNLV (L)	38/30	18/12	1/19	8/5	6/32
at Fresno State (W)	22/24	16/7	13/6	9/4	9/11
vs. Boise State (W)	26/18	22/2	6/8	10/5	4/18
at Colorado State (L)	16/30	0/16	3/2	2/16	6/7
vs. New Mexico (W)	36/24	12/10	2/7	12/5	9/7
at Wyoming (L)	34/42	11/5	6/3	2/4	24/21
vs. Fresno State (W)	36/26	22/11	10/7	12/2	25/12
vs. San Jose State (W)	28/18	18/12	8/7	16/5	14/10
at Boise State (L)	28/12	25/7	8/4	11/10	17/12
at New Mexico (L)	34/42	20/17	9/4	9/13	17/34

► 2022-23 AZTEC GAME-BY-GAME POINTS-REBOUNDS-ASSISTS

Opponent	0 Khylee Pepe	1 Asia Avinger	2 Sophia Ramos	5 Yummy Morris	12 Mercedes Staples	13 Meghan Fiso	20 Sarah Barcello	21 Alex Crain	22 Natalija Grizelj	23 Kim Villalobos	24 Abby Prohaska
at No. 2 Stanford (L)	4-3-2	DNP	4-0-1	4-3-1	7-3-2	9-1-0	0-0-2	9-0-0	0-0-0	7-2-0	4-3-1
vs. San Diego Christian (W)	10-13-1	DNP	16-4-4	13-4-1	16-4-3	11-2-1	0-7-4	3-6-4	0-2-0	4-6-1	8-5-2
vs. Antelope Valley (W)	15-4-3	13-4-4	10-6-1	8-5-0	12-3-1	6-4-0	6-7-1	3-2-2	0-0-0	6-6-3	16-10-0
vs. Southeastern Louisiana (W)	0-1-0	11-6-7	8-1-2	8-1-1	18-6-3	2-2-0	6-7-0	2-0-1	DNP	10-6-3	4-4-1
vs. Portland (W)	6-3-0	DNP	12-1-3	11-8-1	20-3-0	2-2-1	0-6-0	0-1-3	DNP	2-6-2	2-3-2
vs. Grambling State (W)	DNP	DNP	16-5-7	12-4-3	3-4-4	2-1-1	2-3-0	7-2-1	0-0-0	10-11-1	15-3-4
vs. Seattle (W)	DNP	DNP	8-4-4	19-4-0	5-5-2	9-5-2	2-7-1	7-1-0	0-0-0	14-4-7	6-2-1
at UC San Diego (W)	2-3-2	10-2-6	12-2-3	0-3-2	7-7-2	3-1-0	5-1-0	DNP	DNP	10-4-0	23-4-3
vs. San Francisco (L)	2-2-0	12-2-1	5-5-3	3-4-0	13-9-4	DNP	4-0-1	6-1-0	DNP	7-4-0	4-3-0
vs. Sacramento State (W)	0-2-0	6-4-3	10-5-5	6-2-0	20-4-3	DNP	0-1-0	13-1-0	DNP	7-3-0	8-6-1
vs. San Diego (W)	4-2-0	9-3-5	18-5-1	4-2-0	9-4-2	DNP	3-1-0	11-1-1	DNP	6-5-5	4-1-4
vs. Miami Ohio (W)	5-3-0	25-3-3	11-5-3	7-2-0	DNP	DNP	0-0-0	2-2-0	DNP	6-3-0	10-7-1
vs. Georgia (L)	0-0-0	9-1-2	11-3-4	6-4-0	DNP	DNP	3-1-1	0-1-3	0-0-0	4-6-1	11-4-2
at Utah State (W)	7-7-3	12-3-3	15-4-6	10-2-0	DNP	DNP	11-1-1	7-1-4	0-0-0	9-5-0	18-4-7
vs. Nevada (W)	2-1-0	8-5-9	16-2-3	14-3-0	DNP	DNP	8-3-0	12-3-3	DNP	9-7-1	11-2-3
vs. UNLV (L)	0-1-2	25-1-6	10-2-4	10-6-0	DNP	DNP	6-4-0	0-0-0	DNP	17-5-0	2-3-1
at Fresno State (W)	4-4-0	4-3-6	13-7-2	14-8-1	DNP	DNP	0-0-1	5-1-0	DNP	2-4-0	7-3-2
vs. Boise State (W)	2-1-0	18-3-5	13-2-2	4-8-0	DNP	DNP	2-3-2	0-2-2	DNP	14-7-2	2-5-2
at Colorado State (L)	0-0-0	4-7-5	15-3-5	0-3-0	2-1-0	DNP	0-2-1	4-0-2	DNP	12-7-0	21-5-0
vs. New Mexico (W)	2-2-0	21-2-4	15-3-0	8-6-1	5-5-2	DNP	0-0-0	2-3-0	DNP	6-1-3	6-2-4
at Wyoming (W)	6-3-0	13-3-3	10-5-2	12-8-0	10-3-3	DNP	6-3-0	2-1-2	DNP	10-5-0	4-2-1
vs. Fresno State (W)	4-3-2	10-6-3	8-5-7	10-5-1	8-2-1	DNP	9-1-0	4-1-0	0-0-0	11-4-5	11-2-2
vs. San Jose State (W)	0-3-0	7-6-3	12-2-6	10-7-1	12-2-0	DNP	1-2-2	1-1-0	0-0-0	14-3-1	2-4-1
at Boise State (L)	0-0-0	13-6-3	7-5-5	10-7-0	12-5-1	DNP	0-0-0	0-1-1	DNP	9-2-2	6-0-1
at New Mexico (L)	0-0-0	6-1-9	21-6-7	18-2-0	17-3-0	DNP	0-0-0	0-1-2	DNP	14-8-2	2-4-4

Starting Lineups

Game	F/C	F	G	G	G
at No. 2 Stanford (L)	Morris	Villalobos	Staples	Barcello	Crain
vs. San Diego Christian (W)	Morris	Villalobos	Staples	Ramos	Crain
vs. Antelope Valley (W)	Morris	Villalobos	Staples	Ramos	Avinger
vs. Southeastern La. (W)	Morris	Villalobos	Staples	Ramos	Avinger
vs. Portland (W)	Morris	Villalobos	Staples	Ramos	Crain
vs. Grambling State (W)	Morris	Villalobos	Staples	Ramos	Prohaska
vs. Seattle (W)	Morris	Villalobos	Staples	Ramos	Prohaska
at UC San Diego (W)	Morris	Villalobos	Staples	Ramos	Avinger
vs. San Francisco (L)	Morris	Villalobos	Staples	Ramos	Avinger
vs. Sacramento State (W)	Morris	Villalobos	Staples	Ramos	Avinger
vs. Miami Ohio (W)	Morris	Villalobos	Prohaska	Ramos	Avinger
vs. Georgia (L)	Morris	Villalobos	Prohaska	Ramos	Avinger
at Utah State (W)	Morris	Villalobos	Prohaska	Ramos	Crain
vs. Nevada (W)	Morris	Villalobos	Prohaska	Ramos	Avinger
vs. UNLV (L)	Morris	Villalobos	Prohaska	Ramos	Avinger
at Fresno State (W)	Morris	Villalobos	Prohaska	Ramos	Avinger
vs. Boise State (W)	Morris	Villalobos	Prohaska	Ramos	Avinger
at Colorado State (L)	Morris	Villalobos	Prohaska	Ramos	Avinger
vs. New Mexico (W)	Morris	Villalobos	Prohaska	Ramos	Avinger
at Wyoming (W)	Morris	Villalobos	Prohaska	Ramos	Avinger
vs. Fresno State (W)	Morris	Villalobos	Prohaska	Ramos	Avinger

Starting Lineups

Game	F/C	F	G	G	G
vs. San Jose State (W)	Morris	Villalobos	Prohaska	Ramos	Avinger
at Boise State (L)	Morris	Villalobos	Prohaska	Ramos	Avinger
at New Mexico (L)	Morris	Villalobos	Prohaska	Ramos	Avinger

Lineup Records

Morris, Villalobos, Prohaska, Ramos, Avinger, 8-5
 Morris, Villalobos, Staples, Ramos, Avinger, 4-1
 Morris, Villalobos, Staples, Ramos, Crain, 2-0
 Morris, Villalobos, Staples, Ramos, Prohaska, 2-0
 Morris, Villalobos, Prohaska, Ramos, Crain, 1-0
 Morris, Villalobos, Staples, Barcello, Crain, 0-1



KHYLEE PEPE
So. | 5-11 | G/F
Long Beach, Calif.
Bishop Montgomery HS

0



ASIA AVINGER
So. | 5-7 | G
Cerritos, Calif.
Rosary HS

1



SOPHIA RAMOS
Sr. | 5-9 | G
San Antonio, Texas
Incarnate Word HS

2



BAILEE CHYNOWETH
Jr. | 5-11 | G
Austin, Texas
Westlake HS

4



YUMMY MORRIS
Sr. | 6-2 | F
North Little Rock, Ark.
TCU/North Little Rock HS

5




JAIDA BROOKS
Fr. | 5-6 | G
Phoenix, Ariz.
PHH Prep

11



MERCEDES STAPLES
Sr. | Jr. | G
Centerville, Utah
Minnesota/Viewmont HS

12



MEGHAN FISO
Jr. | 5-10 | G
Seattle, Wash.
Michigan/Garfield HS

13



SARAH BARCELLO
Sr. | 5-11 | G
Phoenix, Ariz.
Marist/Seton Catholic Prep

20



ALEX CRAIN
Sr. | 5-9 | G
McKinney, Texas
TCU/Dallas Thunder

21



NATALIA GRIZELJ
Fr. | 5-9 | G
Sunnyvale, Calif.
Saint Francis HS

22



KIM VILLALOBOS
Jr. | 6-0 | F
Los Angeles, Calif.
Chaminade HS

23



ABBY PROHASKA
Sr. | 5-9 | G
Liberty Township, Ohio
Lakota West HS

24



ADRYANA QUEZADA
Sr. | 5-10 | G/F
Frisco, Texas
Utah State/Lone Star HS

32



STACIE TERRY-HUTSON
Head Coach
10th Season
UT Arlington (1998)

HC



JASON GLOVER
Assistant Coach
Second Season
Grand Canyon (1985)

AC



KELLIE LEWIS
Assistant Coach
Second Season
Boise State (1998)

AC



JON SILVER
Assistant Coach
Second Season as AC (7th overall)
UCLA (2009), LSU (2017)

AC