



# SAN DIEGO STATE WOMEN'S BASKETBALL

## 2022-23 GAME NOTES

Ben Pearson, Assistant Media Relations Director • E-mail: ben.pearson@sdsu.edu • Office: 619-594-5547

### 2022-23 SCHEDULE

Date	Opponent	Time/Result
Nov. 7	at No. 2/2 Stanford	L, 48-86
Nov. 9	vs. San Diego Christian	W, 81-30
Nov. 12	vs. Antelope Valley	W, 95-41
Nov. 15	vs. Southeastern Louisiana	W, 69-53
Nov. 18	vs. Portland	W, 53-51
Nov. 22	vs. Grambling State	W, 66-41
Nov. 25	vs. Seattle	W, 70-36
Dec. 1	at UC San Diego	W, 72-60
Dec. 4	vs. USF (at Chase Center)	L, 56-65
Dec. 7	vs. Sacramento State	W, 70-59
Dec. 10	vs. San Diego	W, 68-45
Dec. 20	vs. Miami (Ohio)^	W, 66-57
Dec. 21	vs. Georgia^	L, 44-63
Dec. 31	at Utah State*	W, 89-55
Jan. 5	Nevada*	W, 80-70
Jan. 7	UNLV*	L, 70-76
Jan. 11	at Fresno State*	W, 49-43
Jan. 14	Boise State*	W, 55-42
Jan. 16	at Colorado State*	L, 58-71
Jan. 19	New Mexico*	W, 65-61
Jan. 21	at Wyoming*	W, 73-66
Jan. 26	Fresno State*	W, 75-56
Jan. 28	San Jose State*	W, 59-39
Jan. 30	at Boise State*	L, 57-62
Feb. 4	at New Mexico*	1 p.m.
Feb. 9	at Nevada*	6:30 p.m.
Feb. 11	at San Jose State*	1 p.m.
Feb. 16	Colorado State*	6 p.m.
Feb. 18	Wyoming*	1 p.m.
Feb. 25	at UNLV*	2 p.m.
Feb. 28	Air Force*	6 p.m.

\* Mountain West game  
 ^ at West Palm Beach Invitational  
 Home games in **Bold**  
 All times listed in Pacific

Game 25 | at New Mexico | Saturday Feb. 4, 1 p.m. PT. (2 p.m. MT) | The Pit | Albuquerque, N.M.

LIVE MEDIA: Mountain West Network | Aztec Radio Network | Live Stats



**SAN DIEGO STATE**  
 2022-23 Record: 18-6 (8-3 MW)  
 Head Coach: Stacie Terry-Hutson  
 10th Year at San Diego State

**NEW MEXICO**  
 2022-23 Record: 13-10 (5-5 MW)  
 Head Coach: Mike Bradbury  
 Seventh Year at New Mexico

**TEAM LEADERS**  
 Scoring Asia Avinger - 12.1  
 Rebounding Kim Villalobos - 4.8  
 Assists Asia Avinger - 4.3

**TEAM LEADERS**  
 Scoring Shaiquel McGruder - 14.1  
 Rebounding Shaiquel McGruder - 7.5  
 Assists LaTora Duff - 4.7

- The Aztecs play at New Mexico Saturday at 1 p.m. PT.
- SDSU beat the Lobos 65-61 in San Diego on January 18 after coming back from a 13-point second half deficit, their largest second half comeback in four years.
- The Aztecs' 18 wins are their most since the 2012-13 season.
- SDSU is amid a stretch of four straight road games. This is the first time SDSU has ever played four straight Mountain West road games in a row and the first time they've been on the road for four straight since November of 2008.
- Defensively, the Aztecs are first in the Mountain West in points allowed (55.4) and three-point percentage defense (.283) and second in steals per game (10.5).
- SDSU is in the top 25 in the nation in scoring defense (55.4), steals per game (10.5) and turnover margin (+4.96).
- SDSU has a 1.25 assist-to-turnover ratio in conference play. Their 1.05 ratio on the season is their best since the 1983-84 season.
- The Aztecs have six players averaging between 8.5 and 13.0 points per game.
- Six different Aztecs scored in double-digits in at least nine games and four players have been the team's high scorer in at least five games.
- SDSU has six players in their fifth year of college and all six are currently pursuing a master's degree.
- Sophia Ramos is the only player in the nation with at least 1,800 points, 600 rebounds and 450 assists in her career.
- Ramos is second in school history in points and assists and is in the top three in program history in five other statistical categories including games (1st), made free throws (3rd), and made threes (3rd). She has scored in double-digits 105 times in her career.
- Mercedes Staples (Centerville, Utah), who returned after missing seven games due to injury, is shooting 45.6 percent from three on the year and 40.2 percent in her SDSU career, both of which are the best in program history.
- Asia Avinger is second in the Mountain West in steals per game (2.4) and third in assists per game (4.6) and field goal percentage (.495) in conference play.
- SDSU is 14-1 when scoring 60 or more points and 14-0 when their opponent is held under 60.
- In their 24 games, SDSU has had fewer turnovers than their opponent 19 times.
- SDSU has had more steals than their opponent in all but three games and their 10.5 swipes per game is 24th in the country.
- 13 of SDSU's 18 wins have been by double-digits and seven have been by at least 20 points.
- The Aztecs have held their opponent under 50 points eight times and under 40 percent shooting 14 times.
- SDSU is 13-1 at home this season with an average margin of victory of 19.8 points. Since the beginning of last year, the Aztecs are 23-6 inside Viejas Arena. SDSU's men's and women's teams have the most combined home wins in the nation.
- The Aztecs' 10-3 non-conference winning percentage was their best since the 1995-96 season (10-2, .833). According to the NET, SDSU played the second-hardest non-conference schedule in the Mountain West.

### SAN DIEGO STATE AZTECS 2022-23 ROSTER

No.	Name	Pos.	Ht.	Yr.	PPG	RPG	APG	Individual Player Notes
0	Khylee Pepe	G/F	5-11	So.	3.4	2.8	0.7	Most off. rebs per min on team... Had 1st career double-double vs. SDCC (11-9) with career-high 13 rebs.
1	Asia Avinger	G	5-7	So.	12.1	3.7	4.3	Second in assists and FG% in MW in conf. play... Team-high three 20+ point games.
2	Sophia Ramos	G	5-9	Sr.	11.5	3.6	3.5	2nd all-time at SDSU in scoring & assists... Only player in nation with 1,800 pts, 600 rebs, 450 assists.
4	Bailee Chynoweth	G	5-11	Jr.	--	--	--	Former walk-on that was awarded scholarship in 2nd semester last year.
5	Yummy Morris	F	6-2	Sr.	8.5	4.5	0.5	55% on FGs in Mountain West games... Played in 107 games at TCU... Adopted sister of Alex Crain.
11	Jaida Brooks	G	5-6	Fr.	--	--	--	Played alongside five DI commits at PHH Prep (Phoenix)... Averaged 12 ppg, 4.5 apg and 3.0 rpg as a Sr.
12	Mercedes Staples	G	5-10	Sr.	10.5	4.1	2.0	Shooting 40.1% from 3 at SDSU and 45.6% this year, both the best in school history... 5th year Sr.
13	Meghan Fiso	G	5-10	Jr.	5.5	2.3	0.6	Out with foot injury... Scored nine or more points three times... Michigan transfer... Top 40 recruit in 2020.
20	Sarah Barcello	G	5-11	Sr.	3.0	2.3	0.7	42% from 3 in MW play... Marist transfer... Missed last season w/ injury... All-MAAC 3rd Team in 20-21.
21	Alex Crain	G	5-9	Sr.	4.3	1.4	1.3	Career-high 13 pts vs. Sac St... 7 steals vs. SDCC, most since 2013... Working on 2nd Master's degree.
22	Natalija Grizelj	G	5-9	Fr.	0.0	0.2	0.0	Walk-on... Averaged 14.1 ppg, 4.6 rpg & 2.5 apg as a HS senior (St. Francis)... All-State honorable mention.
23	Kim Villalobos	F	6-0	Jr.	8.6	4.8	1.5	10.3 ppg in MW play... Team-high 5.0 rebs/gm... Played w El Salvador Nat'l Team over the summer.
24	Abby Prohaska	G	5-9	Sr.	8.5	3.6	1.9	Has 2 20+ point games... 89% from FT line... Played in 74 games (9 in NCAAs) at Notre Dame.
32	Adryana Quezada	G/F	5-10	Sr.	--	--	--	Redshirting this year... All-MW honorable mention pick at Utah St. last year... 53.6 FG% last season.

Head Coach: Stacie Terry-Hutson (UT Arlington, 1998) | 10th Season at SDSU

Assistant Coaches: Jason Glover (Grand Canyon, 1985), Kellie Lewis (Boise State, 1998), Jon Silver (UCLA, 2009; LSU 2017)

Director of Player Personnel: Mel Boscarino (Dominican University of California, 2016; San Francisco, 2018)

Operations Assistant: Jordan Mottershaw (Western Oregon, 2017; Cal State San Bernardino, 2019) | Graduate Assistant: Kibrom Gebregziabher (San Diego State, 2021)

## PERSONNEL SUMMARY

## Returning Starters (3):

Asia Avinger, So., G (12.0 ppg, 3.9, apg, 96 made FTs)  
 Sophia Ramos, Sr., G (14.9 ppg, 5.2 rpg, 3.3 apg)  
 Mercedes Staples, Sr., G (10.3 ppg, 4.0 rpg, 39.2% from 3)

## Starters Lost (2):

Mallory Adams, F (10.4 ppg, 6.7 rpg, 56 made 3s)  
 Kamaria Gipson, C (18 starts)

## Other Letterwinners Returning (5):

Alex Crain, G (20 games, 1.3 ppg)  
 Meghan Fiso, G (24 games, 1.4 ppg)  
 Khylee Pepe, F (25 games, 2.7 ppg, 2.9 rpg)  
 Kim Villalobos, F (6.7 ppg, 5.5 rpg, 48.8 FG%)

## Other Players Returning (1):

Bailee Chynoweth, G (9 games)

## Other Letterwinners Lost (2):

Kiara Edwards, F (23 games, 1.9 ppg)  
 Isabela Hernandez, G/F (31 games, 2.3 ppg)

## Other Players Lost (2):

Jayden Perez, G (2 games)  
 Flo Vinerte, F (13 games)

## Newcomers (6):

Sarah Barcello, G, Sr., (Marist, 12.6 ppg in 2020-21)  
 Jaida Brooks, G, Fr., (PHH Prep, Phoenix Ariz.)  
 Natalija Grizelj, G, Fr. (Saint Francis HS, Sunnyvale, Calif.)  
 Yummy Morris, F, Sr., (TCU, 107 games, 23 starts)  
 Abby Prohaska, G, Sr., (Notre Dame, 74 games, 9 in NCAAAs)  
 Adryana Quezada\*, G/F, Sr., (Utah St., 15.2 ppg, 7.9 rpg in 21-22)

\* Will redshirt in 2022-23

## ROSTER BREAKDOWN

## By Class

**Seniors (7):** Barcello, Crain, Morris, Prohaska, Quezada, Ramos, Staples; **Juniors (3):** Chynoweth, Fiso, Villalobos  
**Sophomores (2):** Avinger, Pepe; **Freshmen (2):** Brooks, Grizelj

## By State (6)

**Arizona (2):** Barcello, Brooks; **Arkansas (1):** Morris;  
**California (4):** Avinger, Grizelj, Pepe, Villalobos; **Ohio (1):** Prohaska; **Texas (4):** Chynoweth, Crain, Quezada, Ramos;  
**Washington (1):** Fiso

## By Position

**Forwards (3):** Morris, Quezada, Villalobos; **Guards (11):** Avinger, Barcello, Brooks, Chynoweth, Crain, Grizelj, Fiso, Pepe, Prohaska, Ramos, Staples

## By Height

**6-2 (1):** Morris; **6-0 (1):** Villalobos; **5-11 (3):** Barcello, Chynoweth, Pepe; **5-10 (3):** Fiso, Quezada, Staples; **5-9 (4):** Crain, Grizelj, Prohaska, Ramos; **5-7 (1):** Avinger; **5-6 (1):** Brooks

## 2022-23 NUMERICAL ROSTER

No.	Name	Pos.	Ht.	Yr.	Hometown (Previous School/High School)
0	Khylee Pepe	G	5-11	So.	Long Beach, Calif. (Bishop Montgomery HS)
1	Asia Avinger	G	5-7	So.*	Cerritos, Calif. (Rosary HS)
2	Sophia Ramos	G	5-9	Sr.^	San Antonio, Texas (Incarnate Word HS)
4	Bailee Chynoweth	G	5-11	Jr.	Austin, Texas (Westlake HS)
5	Yummy Morris	F	6-2	Sr.^	North Little Rock, Ark. (TCU/North Little Rock HS)
11	Jaida Brooks	G	5-6	Fr.	Phoenix, Ariz. (PHH Prep)
12	Mercedes Staples	G	5-10	Sr.^	Centerville, Utah (Minnesota/Viewmont HS)
13	Meghan Fiso	G	5-10	Jr.	Seattle, Wash. (Michigan/Garfield HS)
20	Sarah Barcello	G	5-11	Sr.	Phoenix, Ariz. (Marist/Seton Catholic Prep)
21	Alex Crain	G	5-9	Sr.^	McKinney, Texas (TCU/Dallas Thunder)
22	Natalija Grizelj	G	5-9	Fr.	Sunnyvale, Calif. (Saint Francis HS)
23	Kim Villalobos	G/F	6-0	Jr.	Los Angeles, Calif. (Chaminade HS)
24	Abby Prohaska	G	5-9	Sr.	Liberty Township, Ohio (Notre Dame/Lakota West HS)
32	Adryana Quezada	G/F	5-10	Sr.#	Frisco, Texas (Utah State/Lone Star HS)

## 2022-23 ALPHABETICAL ROSTER

No.	Name	Pos.	Ht.	Yr.	Hometown (Previous School/High School)
1	Asia Avinger	G	5-7	So.*	Cerritos, Calif. (Rosary HS)
20	Sarah Barcello	G	5-11	Sr.	Phoenix, Ariz. (Marist/Seton Catholic Prep)
11	Jaida Brooks	G	5-6	Fr.	Phoenix, Ariz. (PHH Prep)
4	Bailee Chynoweth	G	5-11	Jr.	Austin, Texas (Westlake HS)
21	Alex Crain	G	5-9	Sr.^	McKinney, Texas (TCU/Dallas Thunder)
13	Meghan Fiso	G	5-10	Jr.	Seattle, Wash. (Michigan/Garfield HS)
22	Natalija Grizelj	G	5-9	Fr.	Sunnyvale, Calif. (Saint Francis HS)
5	Yummy Morris	F	6-2	Sr.^	North Little Rock, Ark. (TCU/North Little Rock HS)
0	Khylee Pepe	G	5-11	So.	Long Beach, Calif. (Bishop Montgomery HS)
24	Abby Prohaska	G	5-9	Sr.	Liberty Township, Ohio (Notre Dame/Lakota West HS)
32	Adryana Quezada	G/F	5-10	Sr.#	Frisco, Texas (Utah State/Lone Star HS)
2	Sophia Ramos	G	5-9	Sr.^	San Antonio, Texas (Incarnate Word HS)
12	Mercedes Staples	G	5-10	Sr.^	Centerville, Utah (Minnesota/Viewmont HS)
23	Kim Villalobos	G/F	6-0	Jr.	Los Angeles, Calif. (Chaminade HS)

\* Has utilized redshirt season

^ Utilizing extra year of eligibility offered by the NCAA due to COVID-19

# Redshirting in 2022-23

Head Coach: Stacie Terry-Hutson (UT Arlington, 1998), 10th season at SDSU

Assistant Coach: Jason Glover (Grand Canyon, 1985), Second season at SDSU

Assistant Coach: Kellie Lewis (Boise State, 1998), Second season at SDSU

Assistant Coach: Jon Silver (UCLA, 2009; LSU 2017), Seventh season at SDSU (Second as AC)

Director of Player Development: Mel Boscarino (Dominican University, 2016), Second season at SDSU

Director of Operations: Jordan Mottershaw (Western Oregon, 2017; Cal State San Bernardino, 2019), Fourth season at SDSU

Graduate Assistant: Kibrom Gebregziabher (SDSU, 2021)

## PRONUNCIATION GUIDE

Asia Avinger	AV-in-JER	Abby Prohaska	pro-HASK-kuh
Bailee Chynoweth	CHIN-uh-WITH	Adryana Quezada	EH-dree-on-uh KAY-zah-duh
Meghan Fiso	fee-ZO	Sophia Ramos	RAW-mos (not RAY-mos)
Natalija Grizelj	nuh-TAHL-yuh GRIZZ-ell	Kim Villalobos	VEE-uh-lobos
Khylee Pepe	KY-lee pep-A (not pep-uh)		

## SAN DIEGO STATE QUICK FACTS

### GENERAL INFORMATION

Location: San Diego, Calif., 92182  
 Founded: 1897  
 Enrollment: 33,870  
 Nickname: Aztecs  
 School Colors: Scarlet and Black  
 Affiliation: NCAA Division I  
 Conference: Mountain West  
 Home Arena (Capacity): Steve Fisher Court at Viejas Arena (12,414)  
 President: Dr. Adela de la Torre  
 Director of Athletics: John David Wicker

### AZTEC BASKETBALL FACTS

First Year of Basketball: 1976-77  
 All-Time Record: 687-643 (.517) / 45 seasons  
 Postseason Appearances/NCAA Appearances: 12/9  
 Last Postseason Appearance: 2013  
 Lost to BYU (69-58) in WNIT Second Round

### SDSU TEAM INFORMATION

2021-22 Record: 15-16 (.483)  
 2021-22 MW Record/Finish: 8-10/7th  
 2022 MW Tournament Record: 1-1  
 2022 Final NCAA NET: 186  
 Letterwinners Returning/Lost: 8/3  
 Starters Returning/Lost: 4/1  
 Newcomers: 6 (2 freshmen & 4 transfers)

### AZTEC BASKETBALL STAFF

Head Coach: Stacie Terry- Hutson  
 Alma Mater: UT Arlington, 1998  
 Career Record/Years: 110-161/10th Year  
 Basketball Office Phone: 619-594-4095  
 Assistant Coaches:  
 Jason Glover  
 Second season at SDSU  
 Alma Mater: Grand Canyon, 1985  
 Kellie Lewis  
 Second season at SDSU  
 Alma Mater: Boise State, 1998  
 Jon Silver  
 Seventh season at SDSU (2nd as AC)  
 Alma Mater: UCLA, 2009  
 Player Development Coordinator: Mel Boscarino  
 Second season at SDSU  
 Alma Mater: Dominican University of California, 2016  
 Director of Basketball Operations: Jordan Mottershaw  
 Graduate Assistant: Kibrom Gebregziabher  
 Athletic Trainer: Queenie Soriano  
 Academic Advisor: Dr. Bre White  
 Strength and Conditioning: Justin Landry

### SDSU MEDIA RELATIONS

Women's Basketball SID: Ben Pearson  
 E-mail: ben.pearson@sdsu.edu  
 Office Phone: 619-594-5547

## Season Accomplishments

- SDSU's 18-6 start is their best since the 2012-13 season. They began the year 9-1 which was their best start since 1995-96.
- The Aztecs have 13 wins by double-digits, seven by at least 20 points and four by 30.
- The Aztecs started 9-0 at home for the first time since 2008-09.
- The Aztecs had back-to-back 50+ point wins (San Diego Christian and Antelope Valley) for the first time since 1984.
- SDSU had 27 steals against San Diego Christian, their most in a game in the Mountain West era (2000-present).
- SDSU held San Diego Christian to 30 points, the lowest point total they've held an opponent to since 2015, also against San Diego Christian (60-25).
- The Aztecs' two 50+ point victories were their largest margin of victory since Dec. 18, 2007, a 91-33 win over Navy.
- SDSU's 89-55 win at Utah State (Dec. 31) was their largest margin of victory in a conference game since the 2012-13 season.
- The Aztecs' 89 points was their most in a Mountain West game in nearly four years (1-20-18 vs. New Mexico).
- In that game, SDSU shot 56.5% from the field, their best in a conference game in 12 years.
- Against UNLV, Asia Avinger became just the fourth Aztec in the MW era to have at least 25 points and six assists in a game.
- Against Seattle, Kim Villalobos became the first Aztec in five years (and just the sixth in the Mountain West era) to have at least seven made field goals, seven assists and three steals in a game.
- Yummy Morris (North Little Rock, Arkansas) won the Mountain West Player of the Week award on Nov. 28. after averaging 15.5 points, 4.0 rebounds & 3.0 steals per game while shooting 65 percent from the floor.
- Mercedes Staples was a perfect 6-for-6 from three against Southeastern Louisiana (Nov. 15). to become the first Aztec in the MW era to make six or more three-pointers without a miss.
- Abby Prohaska was 12-for-12 from the free throw line vs. Antelope Valley (Nov. 12), making her just the second Aztec in the Mountain West era to make at least 12 free throws without a miss (Sophia Ramos, 16-16 vs. New Mexico 1-29-20).
- Three different Aztecs have had double-doubles this year, Khylee Pepe, Abby Prohaska and Kim Villalobos. It was the first career double-double for Pepe and Prohaska.
- Alex Crain had seven steals against San Diego Christian, the most by an Aztec in a game since Dec. 19, 2013 (Ahjalee Harvey vs. Miami Ohio).
- The Aztecs received votes in the preseason USA Today Coaches poll.

## Best Since...

Stat	Value	Best Since
Assist/TO Ratio	1.05	1983-84 (1.15)
Steals/Game	10.5	2008-09 (11.25)
Opponent Assist/TO Ratio	0.55	2008-09 (0.55)
Assists/Game	15.0	2009-10 (15.7)
Effective FG%	.482	2009-10 (.485)
Turnovers Forced/Game	19.3	2009-10 (19.4)
Assist/FGs Made	.605	2010-11 (.627)
Points Allowed	55.9	2012-13 (52.7)
FG% Allowed	.378	2012-13 (.337)
FG% Differential	.056	2012-13 (.094)
Win%	.750	2012-13 (.794)
Start Through 22 Games	18-6	2012-13 (19-5)
Win Margin	10.8	2012-13 (15.6)
3-Point% Allowed	.283	2014-15 (.282)

\* The Mountain West era

## SAN DIEGO STATE STREAKS

### Most Consecutive Starts^

	Consecutive	Total
Kim Villalobos	24	38
Yummy Morris	24	24
Sophia Ramos	23	128
Abby Prohaska	13	15
Asia Avinger	10	48
Mercedes Staples	0	63
Alex Crain	0	17
Khylee Pepe	0	5
Sarah Barcello	0	1
Bailee Chynoweth	0	1

### Most Consecutive Games\*

	Consecutive	Total
Sophia Ramos	63	131
Kim Villalobos	32	74
Sarah Barcello	24	24
Yummy Morris	24	24
Abby Prohaska	24	24
Asia Avinger	17	50
Khylee Pepe	17	47
Alex Crain	16	66
Mercedes Staples	6	69
Meghan Fiso	0	32
Bailee Chynoweth	0	19
Natalija Grizelj	0	9

### Most Consecutive Games With A Point^

	Consecutive	Total
Mercedes Staples	70	70
Sophia Ramos	62	130
Asia Avinger	50	50
Kim Villalobos	41	69
Abby Prohaska	24	24
Meghan Fiso	9	15
Yummy Morris	5	22
Alex Crain	0	44
Khylee Pepe	0	34
Sarah Barcello	0	15
Bailee Chynoweth	0	5

\*SDSU totals only

^must have played in the game

## SDSU RECORD IN 2022-23 WHEN...

Playing at home .....	13-1
Playing on the road .....	4-3
Playing at a neutral site .....	1-2
Playing a night game (5 p.m. or later) .....	10-3
Playing a day game .....	8-3
Leading or tied at the end of the 1st quarter .....	14-3
Trailing at the end of the 1st quarter .....	4-3
Leading or tied at halftime .....	15-3
Trailing at halftime .....	3-3
Leading or tied at the end of the 3rd quarter .....	14-0
Trailing at the end of the 3rd quarter .....	4-6
Leading or tied with 5:00 minutes remaining .....	15-0
Trailing with 5:00 minutes remaining .....	3-6
In overtime .....	0-0
Scoring less than 50 points .....	1-3
Scoring 50-59 points .....	3-2
Scoring 60-69 points .....	5-0
Scoring 70-79 points .....	5-1
Scoring 80 or more points .....	4-0
Opponent scores less than 50 points .....	8-0
Opponent scores 50-59 points .....	6-0
Opponent scores 60-69 points .....	3-3
Opponent scores 70-79 points .....	1-2
Opponent scores 80 or more points .....	0-1
FG% .500 or above .....	7-0
FG% .400-.499 .....	6-3
FG% under .400 .....	5-3
Opponent FG% .500 or above .....	0-3
Opponent FG% .400-.499 .....	5-2
Opponent FG% under .400 .....	13-1
Better shooting % .....	15-1
Worse shooting % .....	3-5
More FT attempts .....	8-1
Fewer FT attempts .....	9-3
Same FT attempts .....	1-2
More FTs made .....	9-1
Fewer FTs made .....	8-5
Same FTs made .....	1-0
More rebounds .....	9-2
Fewer rebounds .....	7-4
Same rebounds .....	2-0
More turnovers .....	2-3
Fewer turnovers .....	16-3
Same turnovers .....	0-0
More assists .....	13-1
Fewer assists .....	5-2
Same assists .....	0-3
More steals .....	18-3
Fewer steals .....	2-1
Same steals .....	0-0
Have 20+ point scorer .....	5-2
Don't have 20+ point scorer .....	13-4
Have 0-1 players with 10+ points .....	0-1
Have 2 players with 10+ points .....	4-2
Have 3 players with 10+ points .....	5-2
Have 4 or more players with 10+ points .....	9-1

### SDSU STREAKS

Last 5 games .....	4-1
Last 10 games .....	7-3
Longest winning streak .....	7
Longest losing streak .....	1
Current streak .....	Last 1

### Opponent Notebook (New Mexico)

- The Lobos are 13-10 on the year and 5-5 in conference.
- Their five conference losses have all been against the top four teams in the conference in the Mountain West standings (UNLV, San Diego State, Colorado State and Wyoming).
- They are 9-3 at home and 4-1 in conference.
- They are ranked No. 115 in the NET.
- Shaiquel McGruder leads the Lobos in scoring (14.1 ppg), rebounding (7.5 rpg) blocks (2.2 bpg) and field goal percentage (.578).
- LaTascya Duff averages 12.8 points per game and makes a conference high 3.0 three-pointers per game.
- Her twin LaTora Duff leads the team with 4.7 assists per game.
- Viane Cumber leads the conference with a 40.9 three-point percentage.
- They lead the Mountain West in three-point makes and attempts per game.
- They are second to last in the conference in points allowed per game (68.3) and rebound margin (-4.5).
- Head coach Mike Bradbury (7th season) has over 300 wins in his collegiate coaching career.

### All-time Series (New Mexico)

- The Aztecs are 33-39 all-time against the Lobos.
- No team has beaten the Aztecs more times than New Mexico.
- SDSU is 12-16 against the Lobos on the road.
- The Aztecs beat the Lobos 65-61 in San Diego on January 19 after coming back from a 13-point second half deficit.
- Prior to this year, the Lobos had won five straight against SDSU. That followed a span where the Aztecs won six of seven.
- New Mexico won all three games against the Aztecs last year, including a 63-60 win in the Mountain West Tournament quarterfinals.
- The last four meetings have all been decided by single digits.
- Sophia Ramos' single-game career-high of 32 points came against New Mexico on January 29, 2020. She was 16-for-16 from the line in that game.

## NEW MEXICO ALL-TIME SERIES

### New Mexico leads 39-33

Record at SDSU .....	16-15
Record at UNM .....	12-16
Record at Neutral .....	5-8
Most Points SDSU .....	98, 1995
Most Points UNM .....	89, 2018
Largest Margin SDSU .....	58, 1994
Largest Margin UNM .....	43, 2017
Longest SDSU Win Streak .....	10
Longest UNM Win Streak .....	19
Current Streak .....	SDSU 1
1-18-92 .....	H .W. 91-44
2-15-92 .....	A .W. 74-52
1-24-93 .....	A .W. 54-44
2-18-93 .....	H .W. 78-51
2-11-94 .....	A .W. 98-52
2-20-94 .....	H .W. 96-38
3-9-94 .....	N .W. 95-60
1-19-95 .....	H .W. 85-61
2-11-95 .....	A .W. 75-47
3-8-95 .....	A .W. 57-39
1-18-96 .....	A .L. 56-62
1-27-96 .....	H .W. 74-52
3-5-97 .....	N .W. 57-50
1-7-99 .....	H .L. 53-66
2-4-99 .....	A .L. 51-75
1-20-00 .....	A .L. 47-65
2-17-00 .....	H .L. 60-66
1-20-01 .....	A .L. 66-86
2-15-01 .....	H .W. 56-53
3-7-01 .....	N .L. 49-55
1-23-02 .....	H .L. 49-58
2-23-02 .....	A .L. 53-63
3-6-02 .....	N .L. 52-65
1-30-03 .....	A .L. 42-75
3-1-03 .....	H .L. 46-64
3-12-03 .....	N .L. 49-54
1-29-04 .....	A .L. 42-76
2-28-04 .....	H .L. 44-47
1-29-05 .....	H .L. 53-72
2-24-05 .....	A .L. 58-78
3-9-05 .....	N .L. 52-81
1-25-06 .....	A .L. 45-76
2-25-06 .....	H .L. 48-75
1-31-07 .....	A .L. 46-76
3-3-07 .....	H .L. 48-67
1-12-08 .....	H .L. 47-60
2-13-08 .....	A .L. 54-63
3-15-08 .....	N .L. 59-62
1-21-09 .....	A .W. 57-52
2-21-09 .....	H .W. 75-64
1-6-10 .....	A .W. 61-39
2-6-10 .....	H .L. 58-65
1-15-11 .....	H .W. 56-53
2-15-11 .....	A .W. 50-44
3-8-11 .....	N .L. 57-65
1-18-12 .....	H .W. 77-47
2-15-12 .....	A .W. 57-44
3-10-12 .....	N .W. 57-43
1-26-13 .....	A .W. 63-39
2-27-13 .....	H .W. 72-44
3-15-13 .....	N .W. 67-39
2-22-14 .....	H .W. 53-48
3-7-14 .....	A .L. 46-62
1-7-15 .....	A .L. 53-62
2-18-15 .....	H .L. 47-63
3-10-15 .....	N .L. 56-57
2-6-16 .....	A .W. 51-46
3-1-16 .....	H .L. 45-64
12-31-16 .....	A .L. 42-85
3-3-17 .....	H .W. 63-51
1-20-18 .....	H .W. 97-89
1-16-19 .....	A .L. 62-70
2-6-19 .....	H .W. 61-59
3-11-19 (ot) .....	N .W. 70-61
1-29-20 .....	H .W. 75-74
2-12-20 .....	A .W. 67-58
2-3-21 .....	H .L. 48-84
2-5-21 .....	H .L. 48-65
1-9-22 .....	A .L. 72-75
1-29-22 .....	H .L. 58-67
3-7-22 .....	N .L. 60-63
1-19-23 .....	H .W. 65-61



## 2022-23 MOUNTAIN WEST STANDINGS

As of February 3

	MW	Overall
UNLV	11-0	121-2
<b>San Diego State</b>	<b>8-3</b>	<b>18-6</b>
Wyoming	8-3	15-7
Colorado State	7-4	14-8
Air Force	7-4	12-11
Boise State	6-5	11-12
New Mexico	5-5	13-10
Nevada	5-6	8-14
Fresno State	1-10	8-16
Utah State	1-10	4-18
San José State	1-10	3-19

## AZTECS VS. THE MOUNTAIN WEST

Air Force	37	15
Boise State	12	13
Colorado State	32	32
Fresno State	31	25
Nevada	15	14
New Mexico	33	39
San José State	25	10
UNLV	29	36
Utah State	13	7
Wyoming	30	35
<b>Total</b>	<b>257</b>	<b>226</b>

## AZTECS TOP 100 IN THE NATION

As of February 3

Category	Value	Rank
Scoring Defense	55.4	23rd
Turnover Margin	+4.96	24th
Steals/Game	10.8	25th
Winning %	77.2	47th
Turnovers Forced/Game	19.25	47th
Scoring Margin	10.8	55th
3-Point % Defense	.283	58th
Assist/TO Ratio	+1.05	65th
Turnovers/Game	14.3	66th
3-Point %	.341	71st
FG% Defense	.378	75th
FG%	.443	76th
Assists/Game	15.0	77th

Category	Individual Player	Value	Rank
Free Throw %	Sophia Ramos	.861	48th
Steals/Game	Asia Avinger	2.2	76th
Assists/Game	Asia Avinger	4.3	90th
Assst/TO Ratio	Asia Avinger	1.8	92nd

## Player Notes

- Asia Avinger (Cerritos, Calif.) has 44 assists and 22 turnovers in conference play. Her 2.0 assist-to-turnover ratio is third in the Mountain West.
- Sarah Barcello (Phoenix, Ariz.) is shooting 47.8% from three in Mountain West games. She has made five of her last six three-point attempts.
- Alex Crain (McKinney, Texas) is shooting 42.9% from three in conference play.
- Yummy Morris (North Little Rock, Ark.) is one of two Aztecs (Villalobos) to start every game this season.
- 48.2% of Khylee Pepe's (Long Beach, Calif.) rebounds are on the offensive end, by far the most on the team.
- Abby Prohaska (Liberty Township, Ohio) has led the Aztecs in scoring six times, the most on the team.
- Sophia Ramos (San Antonio, Texas) played her 129th game as an Aztec on Thursday, the most in program history.
- Mercedes Staples (Centerville, Utah) is shooting 56.3% from the field and 50% from three in her last four games since returning from injury.
- Kim Villalobos (Los Angeles) is averaging 10.0 points while shooting 52% from the field in conference play.

## Sophia Ramos Climbing the Charts (Career Stats)

Ramos is the only player in the nation, and the only Aztec ever, with career totals of at least 1,800 points, 600 rebounds and 450 assists.

Stat	SDSU Rank	Total	Next Up
Games	1st	131	
Points	2nd	1,829	Judy Porter (1980-83), 2,318
Assists	2nd	494	Quenese Davis (2010-13), 670
3-Point FG Att.	2nd	554	Jamey Cox (2000-03), 733
3-Point FGs	3rd	196	Falisha Wright (1992-95), 206
Made FTs	3rd	361	McKynzie Fort (2015-18), 375
FG Attempts	3rd	1,582	Falisha Wright (1992-95), 1,656
Made FGs	4th	636	Paris Johnson (2008-11), 647
FT Attempts	5th	442	Michelle Suman (1992-95), 477
3-Pt FG%	10th	.354	Courtney Clements (182-514), .354
Rebounds	9th	651	Christina Murguia (1992-95), 692

## Other Milestones to Watch

Player	Stat	Total	Needed for Milestone
Sarah Barcello	Games	98	2 Games to 100
Yummy Morris	Points	699	1 Point to 700
Yummy Morris	Blocks	88	12 Blocks to 100
Abby Prohaska	Games	98	2 Games to 100
Abby Prohaska	Steals	97	3 Steals to 100
Sophia Ramos	Assists	494	6 Assists to 500
Sophia Ramos	Made 3-Pointers	196	4 Made 3-Pointers to 200

CAREER HIGHS

**Points**  
15, vs. Antelope Valley (11-12-22)

**Rebounds**  
13, vs. San Diego Christian (11-9-22)

**Assists**  
3, Twice  
Last: at Utah State (12-31-22)

**Steals**  
3, at Boise State (2-5-22)

**Blocks**  
2, at Cal State Fullerton (11-16-21)

**Field Goals**  
5, Twice  
Last vs. Antelope Valley (11-12-22)

**Field Goal Attempts**  
11, vs. Antelope Valley (11-12-22)

**3-Point Field Goals**  
1, Three times  
Last: at Utah State (12-31-22)

**3-Point Field Goal Attempts**  
2, Twice  
Last: at Utah State (12-31-22)

**Free Throws**  
5, Twice  
Last: vs. Miami Ohio (12-20-22)

**Free Throw Attempts**  
7, vs. Antelope Valley (11-12-22)

---

**MISC. CAREER STATS**

Double-figure scoring games: 3

Double-figure rebounding games: 2

Double-Doubles: 1



# #0 KHYLEE PEPE

Sophomore  
5-11  
Guard/Forward  
Long Beach, Calif.  
Bishop Montgomery HS

**As a Freshman (2021-22)**

Appeared in 25 games while starting the last five... Averaged 2.7 points and 2.0 rebounds in 10.2 minutes per game... Scored season high 11 points on 5-for-7 shooting against Fresno State (2-19-22)... Had season-high in rebounds (10) and minutes (21) at Boise State (2-5-22).

**High School**

A consensus four-star recruit, ranked No. 83 in the country by espnW, Pepe was a four-time all-state selection in California and two-time league MVP and was recruited by numerous power five programs... In her senior year, she earned her third First-Team All Del Rey League selection and helped her school win a league championship and made the CIF-SS quarterfinals... As a junior, averaged 17 points, eight rebounds, four assists and three steals and had 10 games with 20 or more points... Tied a school record with 41 points in a game... As a sophomore, averaged 15 points per game... Attended Mater Dei High School as a freshman where she averaged 11.7 points, 6.5 rebounds and 3.6 assists and was a Second Team All-County selection while helping the Monarchs win the Trinity League and finish fourth in the CIF-SS Open Division.

**Personal**

Khylee-Jade Tulimalefo'i Pepe was born in Long Beach, Calif... Comes from an athletic family, having four relatives who played football: brother Kobe (USC), father Paapaa (Humboldt State), uncles Jesse (San Francisco 49ers) and Roman (Oregon State)... Enjoys playing volleyball, reading and swimming... Lists running back James Conner as her favorite athlete... Majoring in communication.

CAREER STATISTICS

Season	gp-gs		Total		3-Point		F-Throws		Rebounds				Scoring							
	min	avg	fg-fga	pct	fg-fga	pct	ft-fta	pct	off	def	tot	avg	pf	fo	ast	to	blk	stl	pts	avg
2021-22	25-5	256/10.2	26-80	.325	1-2	.500	14-24	.583	47	25	72	2.9	46	1	5	18	3	18	67	2.7
2022-23	22-0	324/14.7	26-82	.317	2-14	.143	21-30	.700	29	32	61	2.8	40	1	15	22	10	15	75	3.4
TOTAL	47-5	580/12.3	52-162	.321	3-16	.188	35-54	.648	76	57	133	2.8	86	2	20	40	13	33	142	3.0

CAREER HIGHS

Points  
30, vs. Boise State (1-15-22)

Rebounds  
9, Twice  
Last: at Boise State (2-5-22)

Assists  
9, Twice  
Last: vs. Nevada (1-5-23)

Steals  
5, vs. San Jose State (1-28-23)

Blocks  
1, Manytimes  
Last: vs. New Mexico (1-19-23)

Field Goals  
12, vs. UNLV (1-7-23)

Field Goal Attempts  
21, vs. Colorado State (1-3-22)

3-Point Field Goals  
2, Three times  
Last vs. Georgia (12-21-22)

3-Point Field Goal Attempts  
6, vs. Georgia (12-21-22)

Free Throws  
9, vs. Boise State (1-15-22)

Free Throw Attempts  
10, Three times  
Last: vs. Boise State (3-6-22)

MISC. CAREER STATS

Double-figure scoring games: 33

20 point scoring games: 6

Double-figure rebounding games: 0



# #1 ASIA AVINGER

Sophomore  
5-7  
Guard  
Cerritos, Calif.  
Rosary HS

- Mountain West All-Freshman Team (2021-22)**
- Preseason Mountain West Freshman of the Year (2020-21 & 2021-22)**
- Mountain West All-Academic Team (2020-21 & 2021-22)**
- Mountain West Freshman of the Week (Jan. 10, 2022 & Jan. 17 2022)**

### As a Redshirt Freshman (2021-22)

Named to the Mountain West All-Freshman Team after averaging 12.0 points and 3.9 assists, both of which were tops in the conference among freshmen... Started 30 games and averaged 30.2 minutes... Led SDSU in free throws made (96) and attempted (129)... Scored in double-digits 20 times and topped 20 points on three occasions... Scored 30 points on 10-for-12 shooting against Boise State (1-15-22) to become the first Aztec freshmen to reach 30 points in the Mountain West era... Won the Mountain West Freshman of the Week award twice... Led the Aztecs in assists 22 times... Was SDSU's top scorer eight times... Had nine rebounds in a game twice... Had nine assists at New Mexico (1-9-22)... Was the Mountain West Preseason Freshman of the Year for the second straight year (missed 2020-21 season due to injury).

### As a Freshman (2020-21)

Was named the Mountain West Preseason Freshman of the Year but then suffered an injury that caused her to miss the entire season.

### High School

One of the nation's best combo guards according to espnW, Avinger comes to SDSU as a four-star recruit ranked No. 56 in the nation according to ESPN, the highest ranked recruit under Stacie Terry-Hutson... A three-time All-CIF Southern Section pick, she was ranked as the No. 16 point guard in the nation by espnW... Following her senior year, she was named the Orange County Register's Female Athlete of the Year and to the MaxPreps All-California First Team. She was also named the Trinity League MVP and the Orange County Player of the Year... Averaged 13.8 points, 6.3 rebounds and 4.0 assists as a senior... Helped lead Rosary HS to the 2020 CIF Southern California DI Regional championship before the tournament was suspended by COVID-19... As a junior averaged 12.1 points, 7.7 rebounds and 6.3 assists and helped guide Rosary HS to a 27-8 record and the 2019 CIF State Division One championship... Avinger scored 24 points in the championship game and took home MVP honors... Following her junior year, she was named to the MaxPreps All-California Third team, the CIF Orange County First Team, the Los Angeles Times All-Area Team and the Orange County Register All-County First Team... As a sophomore she attended Los Alamitos HS who won the Sunset League and was named the league's MVP... Helped Los Alamitos reach the CIF DI semi-finals... Was named to the Sunset League First Team as a freshman... Received recruiting interest from over 20 DI schools... Also competed in track and field... Received the Rosary HS Scholar Athlete Award for the 2018-19 school year.

### Personal

Born in Long Beach, Calif. to Nicole and Skinner Avinger... Her father played football at Portland State... Enjoys playing and watching football, going to the beach, swimming, trampoline parks and watching movies... Worked at the Mamba Academy as a coaching assistant... Lists Steve Nash as her favorite athlete... Majoring in communication.

## CAREER STATISTICS

Season	gp-gs	min/avg	Total		3-Point		F-Throws		Rebounds				Scoring							
			fg-fga	pct	fg-fga	pct	ft-fta	pct	off	def	tot	avg	pf	fo	ast	to	blk	stl	pts	avg
2021-22	31-30	935/30.2	134-354	.379	7-36	.194	96-129	.744	33	112	145	4.7	93	1	121	94	1	35	371	12.0
2022-23	19-18	552/29.1	88-177	.497	12-35	.343	42-69	.609	8	62	70	3.7	61	2	81	53	4	42	230	12.1
TOTAL	50-48	1487/29.7	222-531	.418	19-71	.268	138-198	.697	41	174	215	4.3	154	3	202	147	5	77	601	12.0

CAREER HIGHS

Points  
32, vs. New Mexico (1-29-20)

Rebounds  
14, vs. Boise State (2-15-20)

Assists  
10 vs. UNLV (2-16-21)

Steals  
5, Three times  
Last: at San Diego (12-5-20)

Blocks  
3, Twice  
Last: vs. Nevada (1-5-23)

Field Goals  
10, Twice  
Last: at CSUN (12-9-18)

Field Goal Attempts  
27, at Colorado State (12-8-20)

3-Point Field Goals  
7, at CSUN (12-9-18)

3-Point Field Goal Attempts  
13, at CSUN (12-9-18)

Free Throws  
16, vs. New Mexico (1-29-20)

Free Throw Attempts  
16, vs. New Mexico (1-29-20)

MISC. CAREER STATS  
Double-figure scoring games: 105

20 point scoring games: 20

Double-figure rebounding games: 9

Double-figure assist games: 1

Double-Doubles: 8



# #2 SOPHIA RAMOS

Senior  
5-9  
Guard  
San Antonio, Texas  
Incarnate Word HS

**All-Mountain West Honorable Mention (2021-22) | Preseason All-Mountain West Team (2020-21) | All-Mountain West Team (2019-20) | Mountain West All-Freshman Team (2018-19) | Mountain West All-Tournament Team (2019) | Mountain West All-Academic Team (2019-20 & 2020-21) | Three-time Mountain West Player of the Week | Raising the B.A.R. All-Tournament Team**

**As a Senior (2021-22)**

An All-Mountain West honorable mention selection after averaging 14.9 points, 5.2 rebounds, 3.3 assists and 2.0 steals per game... Finished the year with 1,554 career points, the fifth most in school history... Scored in double-digits in 28 of SDSU's 31 games... Led SDSU in scoring 16 times and in steals 21 times... Scored 20 or more points five times, including back-to-back games with 27 points... Had two double-doubles... Became the first Aztec ever to total over 1,500 points, 500 rebounds and 400 assists in a career... Led SDSU with a 75.3 free throw percentage... Her 2.0 steals per game were the second most in the Mountain West... Set career-highs for made threes (59), three-point percentage (.369), assist-to-turnover ratio (1.45), turnovers per game (2.3), steals (63) and points (462)... Averaged 37.2 minutes per game, the 14th most in the nation.

**As a Junior (2020-21)**

Limited to 13 games due to a midseason injury... Led the team in scoring (15.7 ppg), assists per game (3.4), steals per game (1.6) and minutes per game (32.8)... Made a team-high 51 free throws while shooting a career-best 85 percent from the line (51-60)... Was third on the team with 4.8 rebounds per game... Scored in double-digits in 11 of the 12 games she finished... Led the team in scoring seven times and in assists eight times... Scored 20 or more points five times... Was averaging 20.2 points per game through the first five games before suffering an injury that kept her out for two months... Had two double-doubles in her first four games... Had a career-best 10 assists vs. UNLV (2-16-21)... Named Mountain West Player of the Week after averaging 19.5 points and 9.5 rebounds in the first week of the season... Ramos eclipsed 1,000 career points to become just the 13th Aztec to accomplish that in three seasons or less and the 10th to do it in 70 or fewer games... Played 30 or more minutes in all but one game that she finished... Selected to the preseason All-Mountain West Team.

**As a Sophomore (2019-20)**

Named to the All-Mountain West Team after averaging 14.3 points, 6.5 rebounds and 3.8 assists... Started all 31 games, averaging 36.7 minutes per game, second in the conference and 18th in the nation... Had 23 games with 10 or more points and led the Aztecs in scoring eight times... Became the first SDSU guard to lead the Aztecs in rebounding since 2013 (Chelsea Hopkins)... Led the team in rebounds 12 times, had four games with 10 or more rebounds and three double-doubles... Led the team in assists 18 times and in steals 17 times... Was 113-for-136 from the line (.831), the second-best FT percentage in the conference and eighth-best in school history... Her 113 free throws were the 10th-most in a single-season in program history... Was second on the team in made three-pointers (37)... Had three games with at least 20 points, 10 rebounds and five assists, tied for the third-most in the nation... Scored 20 or more points six times and topped 30 points twice... Had 32 points and 11 rebounds vs. New Mexico (1-29-20) while shooting a perfect 16-for-16 from the line (including the game-winner). Her 16 made free throws tied a school record and made her one of three players in the nation to make at least 16 free throws in a game without a miss... Ramos earned Mountain West Player of the Week honors twice and was the College Sports Madness National High-Major Player of the Week following the New Mexico game... Had 25 points, 14 rebounds and five assists against Boise State (2-15-20) to become the first Aztec (male or female) to reach those totals in a game in the Mountain West era (1999-present)... Had 30 points on 9-for-14 shooting with eight rebounds at California Baptist (12-19-19)... Led the team with 41 steals and had four games with three or more steals and had a career-high five takeaways vs. UNLV (1-25-20)... Played at least 30 minutes in all but one game and topped 35 minutes 24 times including in each of the last nine games.

**As a Freshman (2018-19 Season)**

Hit the ground running as a true freshman, leading the team in scoring (13.9 ppg), assists (4.5 apg) and three-point percentage (.362)... Started 31 of 32 games and averaged 34.0 minutes, second on the team and fifth in the MW... Was second on the team with 4.4 rebounds and 1.3 steals per game... Was named to the Mountain West all-freshman team after leading all MW freshmen in scoring and assists... Averaged the most points and assists by a SDSU freshman since 1992... Became the first Aztec (of any class) to lead the team in points and assists since 1997... Was the only true freshman in the nation to average 13.0 points, 4.0 rebounds and 4.5 assists per game... Shot 44.3 percent from the field, best on the team (min. 100 made FG)... Was 80 percent (68-85) from the FT line, seventh-best in the MW... Led the team with a 1.3 assist-to-turnover ratio, which was the second-best among freshmen in the MW... Named to the Mountain West all-tournament team after averaging 16.7 points and committing just two turnovers across three games and 112 minutes... Scored 10 or more points in 27 of SDSU's 32 games... Led the team in assists 25 times... Scored 28 points at CSUN (12-9-18), including seven three-pointers (six in the fourth quarter), with seven rebounds and six assists. Her six threes in the fourth quarter set a school record.

**At Incarnate Word High School**

A four-star recruit according to Prospects Nation... She scored over 2,000 career points at Incarnate Word High School in San Antonio, where she was a four-time (TAPPS) All-State and All-District first-team pick... Two-time Express News Super Team member... Four-time Express News All-Area Private Schools MVP... As a senior averaged 22.4 points, 6.2 rebounds, 4.1 assists and 3.7 steals and was named to the TAPPS 6A state all-tournament team... As a junior, averaged 16.6 points, 8.2 rebounds, 4.2 assists and 2.9 steals per game, leading Incarnate Word to a 27-6 record.

**Personal**

Born in San Antonio to Nicola and Gavino Ramos... Enjoys swimming, traveling and playing tennis... Graduated in the spring of 2022 with a B.A. in kinesiology while minoring in psychology and is now working towards a Master's in Education with a concentration in counseling.

CAREER STATISTICS

Season	gp-gs	min/avg	Total		3-Point		F-Throws			Rebounds				Scoring						
			fg-fga	pct	fg-fga	pct	ft-fta	pct	off	def	tot	avg	pf	fo	ast	to	blk	stl	pts	avg
2018-19	32-31	1089/34.0	168-379	.443	42-116	.362	68-85	.800	20	122	142	4.4	56	0	144	111	14	43	446	13.9
2019-20	31-31	1139/36.7	146-368	.397	37-115	.322	113-136	.831	16	185	201	6.5	58	0	119	100	11	41	442	14.3
2020-21	13-12	427/32.8	68-174	.391	17-50	.340	51-60	.850	6	56	62	4.8	21	0	45	35	4	21	204	15.7
2021-22	31-31	1153/37.2	168-428	.393	59-160	.369	67-89	.753	12	148	160	5.2	64	0	103	71	7	63	462	14.9
2022-23	24-23	770/32.1	86-233	.369	41-113	.363	62-72	.861	9	77	86	3.6	48	0	83	46	7	40	275	11.5
TOTAL	131-128	4578/34.9	636-1582	.402	196-554	.354	361-442	.817	63	588	651	5.0	247	0	494	363	43	208	1829	14.0



CAREER HIGHS

Points  
15, vs. UC Irvine (12-19-20)

Rebounds  
N/A

Assists  
1, vs. [2] New Mexico (3-7-22)

Steals  
1, Four times  
Last: vs. Boise State (1-15-22)

Blocks  
N/A

Field Goals  
5, vs. UC Irvine (12-19-20)

Field Goal Attempts  
12, vs. UC Irvine (12-19-20)

3-Point Field Goals  
5, vs. UC Irvine (12-19-20)

3-Point Field Goal Attempts  
12, vs. UC Irvine (12-19-20)

Free Throws  
2, vs. Utah State (1-13-22)

Free Throw Attempts  
2, Twice  
Last: at Boise State (2-5-22)

MISC. CAREER STATS

Double-figure scoring games: 1

Double-figure rebounding games: 0



# #4 BAILEE CHYNOWETH

Junior  
5-11  
Guard  
Austin, Texas  
Westlake HS

**Mountain West Scholar-Athlete (2020-21) & 2021-22**  
**Mountain West All-Academic Team (2020-21)**

**As a Sophomore (2021-22)**

Appeared in nine games, averaging 6.4 minutes in those contests... Scored in two games, hitting a three pointer against Nevada (1-19-22) and a pair of free throws against Utah State (1-13-22)... Played season high 17 minutes vs. Nevada... Earned scholarship midway through the season.

**As a Freshman (2020-21)**

Appeared in 10 games and made one start while averaging 9.9 minutes per game... Averaged 2.6 points per game... Came off the bench to score 15 points on five three-pointers against UC Irvine (12-19-20).. Earned the start in the following game and scored nine points in a season-high 31 minutes.

**High School**

Attended Westlake HS in Austin, Texas for her final three years of high school, earning All-District First Team honors all three years.... As a senior, was named to the TGCA All-State team and to the All-Region team and also earned her district's Defensive MVP award... As a junior, earned her team's defensive MVP award... As a sophomore, was named her team's offensive MVP... Helped her school win the district championship three years in a row, only losing one game in district over than span... A three-time academic award winner... Attended Edmonds Woodway HS in Edmonds, Wash. her freshmen season.

**Personal**

Born in Seattle, Wash. to Erika and Vic Chynoweth... Grew up in Edmonds, Wash. before moving to Austin, Texas prior to her sophomore year in high school... Lists Diana Taurasi as her favorite athlete... Plans to major in industrial and organizational psychology.

CAREER STATISTICS

Season	gp-gs	min/avg	Total		3-Point		F-Throws		Rebounds				Scoring							
			fg-fga	pct	fg-fga	pct	ft-fa	pct	off	def	tot	avg	pf	fo	ast	to	blk	stl	pts	avg
2020-21	10-1	99/9.9	9-32	.281	8-31	.258	0-0	.000	0	0	0	0.0	2	0	0	2	0	3	26	2.6
2021-22	9-0	58/6.4	1-14	.071	1-13	.077	2-4	.500	0	0	0	0.0	9	0	1	2	0	1	5	0.6
TOTAL	19-1	157/8.3	10-46	.217	9-44	.205	2-4	.500	0	0	0	0.0	11	0	1	4	0	4	31	1.6

CAREER HIGHS

Points  
26, vs. Incarnate Word (11-25-20)\*

Rebounds  
9, Twice  
Last: vs. Central Arkansas (11-28-20)\*

Assists  
5, vs. Kansas (1-10-22)\*

Steals  
3, Many times  
Last: vs. Seattle (11-25-22)

Blocks  
4, Twice  
Last: vs. Oral Roberts (12-22-20)\*

Field Goals  
12, vs. Incarnate Word (11-25-20)\*

Field Goal Attempts  
17, vs. Incarnate Word (11-25-20)\*

3-Point Field Goals  
N/A

3-Point Field Goal Attempts  
N/A

Free Throws  
6, vs. Southern (12-16-18)\*

Free Throw Attempts  
10, vs. Southern (12-16-18)\*


MISC. CAREER STATS

Double-figure scoring games: 26

Double figures scoring games (at SDSU): 11

Double-figure rebounding games: 0

\* While at TCU



# #5 YUMMY MORRIS

Senior

6-2

Forward

North Little Rock, Ark.

North Little Rock HS

**Mountain West Player of the Week (Nov. 28, 2022)**

**Two-time All-Big-12 All-Academic Second Team**

**At TCU (2018-22)**

Morris appeared in 107 games at TCU while making 23 starts... Averaged 4.6 points and 3.1 rebounds per game while shooting 45.8 percent from the floor and 75.4 percent from the line... As a senior, appeared in 28 games and made seven starts, averaging 5.1 points and 3.2 rebounds per game... In her junior year (2020-21) started 16 games and averaged 7.4 points, 4.5 rebounds while shooting 50.7 percent from the field and 87.2 percent from the line with a team-high 21 blocks... Scored a career-high 26 points against Incarnate Word... Was a two-time All-Big 12 Academic Second Team selection and graduated from TCU with a degree in fashion merchandising.

**High School**

Was a four-star prep prospect out of North Little Rock High School where she was ranked No. 74 in the nation by ESPN HoopGurlz... Helped her school win the 7A state championship as a sophomore and senior and make the championship game as a junior... Averaged 13.6 points and 11.2 rebounds as a senior and 14.5 points, 10.2 rebounds and 3.4 blocks as a junior... Earned multiple All-State First Team honors.

**Personal**

Yo'Myris "Yummy" Morris was born in Detroit, Michigan... She is the adopted sister of current Aztec Alex Crain, who also transferred from TCU... Lists LeBron James as her favorite athlete... Aspires to own a clothing brand that represents the taller community... Pursing a master's in liberal arts and sciences.

CAREER STATISTICS

Season	gp-gs	min/avg	Total		3-Point		F-Throws		Rebounds				Scoring							
			fg-fga	pct	fg-fga	pct	ft-fta	pct	off	def	tot	avg	pf	fo	ast	to	blk	stl	pts	avg
2018-19*	25-0	170/6.8	24-51	.471	0-0	.000	30-41	.732	19	34	53	2.1	26	0	3	22	18	6	78	3.1
2019-20*	29-0	255/8.8	37-86	.430	0-0	.000	14-20	.700	37	39	76	2.6	46	0	7	27	16	13	88	3.0
2020-21*	25-16	482/19.3	76-150	.507	0-0	.000	34-39	.872	36	77	113	4.5	55	1	17	39	21	10	186	7.4
2021-22*	28-7	456/16.3	59-141	.418	0-0	.000	26-38	.684	30	60	90	3.2	57	1	41	51	14	15	144	5.1
2022-23	24-24	598/24.9	88-170	.518	0-0	.000	27-41	.659	38	71	109	4.5	52	1	13	35	19	19	203	8.5
TOTAL	24-24	598/24.9	88-170	.518	0-0	.000	27-41	.659	38	71	109	4.5	52	1	13	35	19	19	203	8.5
All*	131-47	1961/15.0	284-598	.475	0-0	.000	131-179	.732	160	281	441	3.4	236	3	81	174	88	63	699	5.3

\* at TCU



# #11 JAIDA BROOKS

---

Freshman

5-6

Guard

Phoenix, Ariz.

PHH Prep

## High School

Attended PHH Prep where she played alongside five other DI commits... Averaged 12.1 points, 4.5 assists, 3.0 rebounds and 2.6 steals as a senior and 12 points, six assists, four rebounds and two steals as a junior, helping her school go 38-3 .... In the 2018-19 season, she averaged 14.8 points, 2.7 steals and 2.6 assists per game while helping Mountain Pointe High School go 20-9 and 8-2 in league.

## Personal

Born in Las Vegas to Alyssa and Eugene Brooks... Lists LeBron James as her favorite athlete... Majoring in business.

CAREER HIGHS

Points  
24, Twice  
Last: Air Force (1-22-21)

Rebounds  
13, at Colorado State (12-10-20)

Assists  
6, Three times  
Last: vs. San Jose State (2-16-22)

Steals  
4, Twice  
Last: vs. San Diego Christian (11-9-22)

Blocks  
2, at Boise State (2-5-22)

Field Goals  
10, Air Force (1-22-21)

Field Goal Attempts  
17, vs. Utah State (1-14-21)

3-Point Field Goals  
6, Twice  
Last: vs. Southeastern La. (11-15-22)

3-Point Field Goal Attempts  
9, Twice  
Last: vs. San Jose State (1-28-23)

Free Throws  
4, Three times  
Last: vs. Colorado State (1-3-22)

Free Throw Attempts  
6, vs. Utah State (1-14-21)

MISC. CAREER STATS


Career double-figure scoring games: 41

Double-figure scoring games at SDSU: 38

Career 20 point scoring games (all at SDSU): 7

Career double-figure rebounding games (all at SDSU): 5

Career double-doubles (all at SDSU): 3



# #12 MERCEDES STAPLES

Senior  
5-10  
Guard  
Centerville, Utah  
Minnesota/Viewmont HS

**Mountain West Scholar-Athlete (2020-21 & 2021-22)**  
**Mountain West All-Academic Team (2020-21 & 2021-22)**

**As a Senior (2021-22)**

Started 28 games and averaged 10.3 points, 4.0 rebounds and 2.0 assists... Set career-highs in field goal (.428) and three-point percentage (.392)... Scored in double-digits 16 times and topped 20 points on three occasions... Scored a season-high 21 points vs. Fresno State (2-19-22)... Had 20 points behind 6-of-9 shooting from three against Furman... Tied a career-high with six assists against San Jose State (2-16-22)... Ended year with a 37.7 career three-point percentage as an Aztec, the fifth best in program history... Averaged a career-high 33.8 minutes per game, the second most on the team... Played in 30 or more minutes in all but four games.

**As a Junior (2020-21)**

The only Aztec to start all 24 games, Staples averaged 11.5 points, a team-high 6.4 rebounds and 2.0 assists... Led the team with 29 made three-pointers while shooting 35.8 percent from deep... Scored in double-figures 13 times, tied for the team lead... Had three double-doubles and four games with 10 or more rebounds... Led the Aztecs in rebounding 13 times and in scoring eight times... Scored 20 or more points three times... Scored a career-high 24 points in back-to-back games... Second on the team in minutes per game (32.7)... Shot 82.1 percent from the free throw line (32-39)... Second on the team in assists (49) and steals (22).

**At Minnesota (2018-19)**

Staples appeared in 25 games and made two starts for the Golden Gophers as a freshman (2018-19) while averaging 3.4 points in 14.8 minutes... Had the best game of her career against Northern Iowa in the 2019 WNIT when she made four three-pointers, scored 14 points and dished out six assists... She appeared in eight games (one start) as a sophomore (2019-20) before deciding to transfer... Averaged 14.2 minutes, 2.6 points and 1.1 rebounds.

**At Viewmont High School**

A four-star 2018 recruit out of Viewmont High School in Bountiful, Utah, Staples was ranked as the No. 64 player in the country by ESPN.com... As a senior, averaged 22.4 points, 4.3 assists, 3.8 rebounds and 2.8 steals and helped her school reach the Class 5A quarterfinals... After the season was named a First Team All-State selection by the Salt Lake Tribune... Staples was a starter on varsity all four years and increased her scoring average from 11.8 points per game as a freshman to 16.6 as a sophomore and 18.1 as a junior... Was a three-time Class 5A All-State selection... Helped Viewmont High School reach the state championship game as a junior... Was recruited by LSU, Kansas State, Missouri, Clemson, Utah and Texas Tech before deciding to attend Minnesota... Also played soccer for two seasons as a center midfielder.

**Personal**

Born in Salt Lake City to Janet and Darin Staples... Hopes to be a coach when her playing career is over... Lists Diana Taurasi as her favorite player... Graduated in the spring of 2022 with a B.A. in interdisciplinary studies and is now working on a master of arts in liberal arts and sciences.

CAREER STATISTICS

Season	gp-gs		Total		3-Point		F-Throws		Rebounds				Scoring							
	gp	gs	fg-fga	pct	fg-fga	pct	ft-fga	pct	off	def	tot	avg	pts	fo	ast	to	blk	stl	pts	avg
2018-19*	25	2	32-94	.340	18-56	.321	4-7	.571	1	31	32	1.3	86	0	27	23	2	20	86	3.4
2019-20*	8	1	8-29	.276	3-14	.214	2-3	.667	2	7	9	1.1	21	0	7	5	1	8	21	2.6
2020-21	24	24	107-270	.396	29-81	.358	32-39	.821	14	140	154	6.4	275	0	49	48	4	22	275	11.5
2021-22	28	28	116-271	.428	40-102	.392	17-25	.680	8	104	112	4.0	289	0	55	35	5	31	289	10.3
2022-23	17	11	68-147	.463	36-79	.456	7-9	.778	5	65	70	4.1	179	0	33	24	1	24	179	10.5
TOTAL	69	63	291-688	.423	105-262	.401	56-73	.767	27	309	336	4.9	743	0	137	107	10	77	743	10.8
All*	102	66	331-811	.408	126-332	.380	62-83	.747	30	347	377	3.7	850	0	171	135	13	105	850	8.3

\*at Minnesota



CAREER HIGHS

**Points**  
13, vs. Nevada (2-9-22)

**Rebounds**  
5, vs. Seattle (11-25-22)

**Assists**  
3, vs. Nevada (2-9-22)

**Steals**  
2, vs. San Diego Christian (11-9-22)

**Blocks**  
N/A

**Field Goals**  
4, Three times  
Last: vs. Seattle (11-25-22)

**Field Goal Attempts**  
9, Twice  
Last: vs. San Diego Christian (11-9-22)

**3-Point Field Goals**  
2, vs. Nevada (2-9-22)

**3-Point Field Goal Attempts**  
4, vs. Nevada (2-9-22)

**Free Throws**  
5, vs. Nevada (2-9-22)

**Free Throw Attempts**  
6, vs. Nevada (2-9-22)

**MISC. CAREER STATS**  
Double-figure scoring games: 2  
  
Double-figure rebounding games: 0



# #13 MEGHAN FISO

Junior  
5-10  
Guard  
Seattle, Wash.  
Michigan/Garfield HS

**Mountain West Scholar-Athlete (2021-22)**  
**Mountain West All-Academic Team (2021-22)**

**2021-22 Season**

Appeared in 24 games off the bench... Averaged 1.4 points in 6.7 minutes per game... Had season-highs in points (13) and minutes (22) against Nevada (2-9-22)... Scored in seven games, totaling seven or more points on three occasions... Was 8-for-10 from the line.

**At Michigan (2020-21)**

Spent her freshman season at the University of Michigan where she appeared in seven games off the bench on a Wolverine squad that went 16-6 (9-4 in the Big Ten) and advanced to the first Sweet 16 in program history.

**High School**

A top 40 recruit according to Prospects Nation, she was named the 2020 AP Class 3A Player of the Year in Washington and was named the Seattle Times Player of the Year... As a senior, she averaged 24.7 points, 9.0 rebounds, 5.0 assists and 4.0 steals and helped lead Garfield High School (Seattle, Wash.) to a state championship while also securing the Tournament MVP award... prior to her senior year, attended West Seattle High School who she helped win back-to-back SeaKing District tournament championships and take third in the 2018 state tournament... As a junior, averaged 12.9 points and 7.2 rebounds and earned 3A All-Metro League first-team honors... In 2018 was also named the Pacific Northwest Basketball Officials Association Female Player of the Year.

**Personal**

Megan Fiso (FEE-zo) born in Seattle to Julie and Joe Fiso... Lists LeBron James as her favorite athlete... Majoring in communication.

CAREER STATISTICS

Season	gp-gs	min/avg	Total		3-Point		F-Throws		Rebounds				Scoring								
			fg-fga	pct	fg-fga	pct	ft-fla	pct	off	def	tot	avg	pf	fo	ast	to	blk	stl	pts	avg	
2020-21*	7-0	19/2.7	0-6	.000	0-3	.000	0-0	.000	0	4	4	0.6	0	0	2	1	0	0	0	0	0.0
2021-22	24-0	160/6.7	11-42	.262	4-14	.286	8-10	.800	7	9	16	0.7	9	0	9	11	0	3	34	1.4	
2022-23	8-0	123/15.4	19-45	.422	4-10	.400	2-5	.400	7	11	18	2.3	10	0	5	5	0	3	44	5.5	
TOTAL	32-0	283/8.8	30-87	.345	8-24	.333	10-15	.667	14	20	34	1.1	19	0	14	16	0	6	78	2.4	
All*	39-0	302/7.7	30-93	.323	8-27	.296	10-15	.667	14	24	38	1.0	19	0	16	17	0	6	78	2.0	

\*at Michigan

CAREER HIGHS

**Points**  
25 at Quinnipiac (1-3-21)\*

**Rebounds**  
7, Many times  
Last: vs. San Diego Christian (11-9-22)

**Assists**  
4, vs. San Diego Christian (11-9-22)

**Steals**  
6, vs. Siena (3-10-21)\*

**Blocks**  
1, Many times\*

**Field Goals**  
10, at Quinnipiac (1-3-21)\*

**Field Goal Attempts**  
18, vs. Siena (3-10-21)\*

**3-Point Field Goals**  
4, vs. Manhattan (2-8-20)\*

**3-Point Field Goal Attempts**  
9, vs. Green Bay (12-15-19)\*

**Free Throws**  
5, Twice  
Last: vs. Saint Peter's (3-5-21)\*

**Free Throw Attempts**  
7, at Central Michigan (11-30-19)


MISC. CAREER STATS

Double-figure scoring games: 23

Double-figure scoring games at SDSU: 1

Double-figure rebounding games: 0

\* at Marist



# #20 SARAH BARCELLO

Senior  
5-11  
Guard  
Phoenix, Ariz  
Marist/Seton Catholic Prep

**All-MAAC Third Team (2020-21)**  
**MAAC All-Championship Team (2019)**  
**MAAC All-Academic Team (2018-19, 2019-2020 & 2020-21)**

**At Marist (2018-22)**

Appeared in 74 games while making 57 starts at Marist... Averaged 7.6 points per game over that span and shot 34.9 percent from three, which is top ten all-time at Marist... Missed the 2021-22 season due to injury... Was an All-MAAC Third Team selection in 2020-21 after averaging a team-high 12.6 points per game and helping the Red Foxes win the MAAC Championship and make the NCAA Tournament... Scored in double figures 11 times, including a career-high 25 points at Quinnipiac... Averaged 13.7 points, 4.3 steals and 4.0 rebounds per game during the MAAC Championships... In 2019-20 as a sophomore, appeared in 24 games while making 21 starts and averaged 6.3 points on 43.9 shooting from the field in 21.3 minutes... In 2018-19, shot 41 percent from three and started 19 games while scoring 5.8 points per game... Was named to the MAAC All-Championship team after averaging 9.3 points in the 2019 conference tournament... Was a three-time MAAC All-Academic Team honoree.

**High School**

Attended Seton Catholic Prep in Chandler, Arizona, where she won three state championships... Was a two-time Arizona Division II Player of the Year and two-time 4A All-State First-Team selection... Averaged 16.0 points and 6.3 rebounds as a senior and 18.4 points and 7.1 rebounds as a junior... Was in the National Honors Society.

**Personal**

Born in Phoenix, Arizona... Her older sister Julia was the 2014 Gatorade State Player of the Year in Arizona and went on to play at Colgate while her brother Alex was a standout at BYU after spending two years at Arizona... Graduated from Marist with a psychology degree and is working towards a master's in education (counseling).

CAREER STATISTICS

Season	Total		3-Point		F-Throws		Rebounds				Scoring									
	gp-gs	min/avg	fg-fga	pct	fg-fga	pct	ft-fta	pct	off	def	tot	avg	pf	fo	ast	to	blk	stl	pts	avg
2018-19*	33-19	688/20.8	68-175	.389	48-117	.410	9-16	.563	12	54	66	2.0	33	0	25	25	1	18	193	5.8
2019-20*	24-21	510/21.3	58-132	.439	24-75	.320	12-23	.522	18	38	56	2.3	43	0	30	21	2	12	152	6.3
2020-21*	17-17	497/29.2	81-194	.418	23-80	.288	29-43	.674	18	58	76	4.5	25	0	26	31	3	25	214	12.6
2022-23	24-1	343/14.3	24-67	.358	16-52	.308	9-14	.643	21	33	54	2.3	23	0	17	9	3	14	73	3.0
TOTAL	24-1	343/14.3	24-67	.358	16-52	.308	9-14	.643	21	33	54	2.3	23	0	17	9	3	14	73	3.0
All*	98-58	2038/20.8	231-568	.407	111-324	.343	59-96	.615	69	183	252	2.6	124	0	98	86	9	69	632	6.4

\* at Marist

CAREER HIGHS

**Points**  
13, vs. Sacramento State (12-7-22)

**Rebounds**  
6, Many times  
Last: vs. San Diego Christian (11-9-22)

**Assists**  
5, Twice  
Last: at California Baptist (12-8-21)

**Steals**  
7, vs. San Diego Christian (11-9-22)

**Blocks**  
1, Three times  
Last: at Boise State (2-28-21)

**Field Goals**  
5, Twice  
Last: vs. Sacramento State (12-7-22)

**Field Goal Attempts**  
16, at Colorado State (12-10-20)

**3-Point Field Goals**  
3, Twice  
Last: vs. Nevada (1-5-23)

**3-Point Field Goal Attempts**  
5, vs. Nevada (1-5-23)

**Free Throws**  
4, at Colorado State (12-10-20)

**Free Throw Attempts**  
6, at Colorado State (12-10-20)

**MISC. CAREER STATS**  
Double-figure scoring games: 8

Double-figure scoring games at SDSU: 6

Double-figure rebounding games: 0

Double-Doubles: 0

\*While at TCU



# #21 ALEX CRAIN

Senior  
5-9  
Guard  
McKinney, Texas  
TCU/Dallas Thunder

**Mountain West All-Academic Team (2020-21 & 2021-22)**

**As a Senior (2021-22)**

Appeared in 20 games while making one start... Averaged 11.3 minutes per game... Scored a season-high seven points against UAB (11-22-21)... Topped 20 minutes three times, including a season-high 21 at Boise State (2-5-22)... Had a season-high five rebounds vs. Fresno State (2-19-22), her lone start of the year).

**As a Junior (2020-21)**

Appeared in 23 games and made 12 starts in her first season at SDSU... Averaged 4.0 points and 2.7 rebounds in 24.6 minutes per game... Scored in double-digits twice, including 12 points in the season opener against Washington (11-25-20)... Started the first 10 games of the year.

**At TCU (2018-20)**

Appeared in 48 games while averaging six minutes per game in her two years at TCU... Averaged 1.2 points, 0.5 rebounds and 0.3 assists per game... Helped TCU average 23 wins in her two seasons... Had career-high 11 points on 4-for-4 shooting (3-for-3 from three) along with four assists against Texas Tech her freshman season... In her final home game in 2020, scored a season-high seven points and dished out a career-high five assists against Oklahoma... Was named to the 2019-20 Academic All-Big 12 First Team.

**High School**

Was rated a three-star prospect by espnW and Prospects Nation... Was home schooled and played for the Dallas Thunder, a basketball organization for home-schooled students that competes as part of the National Christian HomeSchool Championships (NCHC)... Earned NCHC All-American and Big South All-Region honors three times... As a senior, averaged 19.5 points, seven rebounds, five assists and 2.5 steals per game and was named the Big South Region Player of the Year after helping lead the Thunder to the 18U Class 5A championship game... As a junior, averaged 15 points, eight rebounds, three assists and two steals per game, while helping the Thunder to a 18U class 8A title... Was named the Co-National Junior Offensive Player of the Year.

**Personal**

Graduated from TCU in two years with a degree in political science while majoring in philosophy... Earned a master's of business administration from SDSU in the spring of 2022 and is now working on a master of science in global business development.

CAREER STATISTICS

Season	Total		3-Point		F-Throws			Rebounds					Scoring							
	gp-gs	min/avg	fg-fga	pct	fg-fga	pct	ft-fga	pct	off	def	tot	avg	pf	fo	ast	to	blk	stl	pts	avg
2018-19*	23-0	148/6.4	13-37	.351	7-15	.467	4-4	1.000	5	12	17	0.7	13	0	6	6	1	2	37	1.6
2019-20*	25-0	141/5.6	7-37	.189	2-15	.133	5-10	.500	1	8	9	0.4	19	0	8	9	0	3	21	0.8
2020-21	23-12	565/24.6	35-128	.273	7-36	.194	15-26	.577	9	52	61	2.7	48	2	28	27	2	15	92	4.0
2021-22	20-1	226/11.3	11-43	.256	2-11	.182	2-3	.667	5	16	21	1.1	18	1	16	10	0	5	26	1.3
2022-23	23-4	444/19.3	32-93	.344	14-41	.341	22-34	.647	5	27	32	1.4	45	0	29	29	0	16	100	4.3
TOTAL	66-17	1235/18.7	78-264	.295	23-88	.261	39-63	.619	19	95	114	1.7	111	3	73	66	2	36	218	3.3
All* at TCU*	114-17	1524/13.4	98-338	.290	32-118	.271	48-77	.623	25	115	140	1.2	143	3	87	81	3	41	276	2.4

CAREER HIGHS

Points  
N/A

Rebounds  
2, vs. San Diego Christian (11-9-22)

Assists  
N/A

Steals  
N/A

Blocks  
N/A

Field Goals  
N/A

Field Goal Attempts  
1, vs. San Diego Christian (11-9-22)

3-Point Field Goals  
N/A

3-Point Field Goal Attempts  
1, vs. San Diego Christian (11-9-22)

Free Throws  
N/A

Free Throw Attempts  
N/A

MISC. CAREER STATS

Double-figure scoring games: 0

Double-figure rebounding games: 0



# #22 NATALIJA GRIZELJ

Freshman  
5-9  
Guard  
Sunnyvale, Calif.  
Saint Francis HS

**High School**

Attended Saint Francis High School where she lettered all four years... As a senior, averaged 11.4 points, 4.6 rebounds, 2.5 assists with 61 made three-pointers... Was an all-state honorable mention selection... Was in the National Honors Society and graduated with honors.

**Personal**

Born in Stanford, California to Jelena and Blaz Grizelj... Her sister Mia plays at Saint Mary's... Lists Steph Curry as her favorite athlete... Enjoys going to the beach, working out and listening to music... Majoring in business and aspires to be an athletic trainer.

CAREER STATISTICS

Season	gp-gs	min/avg	Total		3-Point		F-Throws		Rebounds				Scoring								
			fg-fga	pct	fg-fga	pct	ft-fta	pct	off	def	tot	avg	pf	fo	ast	to	blk	stl	pts	avg	
2022-23	9-0	22/2.4	0-4	.000	0-4	.000	0-0	.000	0	2	2	0.2	0	0	0	3	0	0	0	0	0.0
TOTAL	9-0	22/2.4	0-4	.000	0-4	.000	0-0	.000	0	2	2	0.2	0	0	0	3	0	0	0	0	0.0



CAREER HIGHS

**Points**  
22, at California Baptist (12-8-21)

**Rebounds**  
11, Three times  
Last: vs. Grambling State (11-22-22)

**Assists**  
7, vs. Seattle (11-25-22)

**Steals**  
4, Twice  
Last: vs. Utah State (1-13-22)

**Blocks**  
3, at Wyoming (1-30-21)

**Field Goals**  
9, at California Baptist (12-8-21)

**Field Goal Attempts**  
16, vs. Boise State (1-14-23)

**3-Point Field Goals**  
1, at Colorado State (12-8-20)

**3-Point Field Goal Attempts**  
2, at Colorado State (12-10-20)

**Free Throws**  
4, Many times  
Last: at California Baptist (12-8-21)


**Free Throw Attempts**  
8, at Colorado State (12-10-20)

MISC. CAREER STATS

Double-figure scoring games: 20

Double-figure rebounding games: 6

Double-doubles: 3



# #23 KIM VILLALOBOS

Junior  
6-0  
Guard/Forward  
Los Angeles, Calif.  
Chaminade HS

**As a Sophomore (2021-22)**

Appeared in 28 games and made six starts... Averaged 6.7 points and 5.6 rebounds in 17.5 minutes per game... Led the team with 48.8 field goal percentage... Scored in double-figures six times including a career-high 22 points on 9-for-13 shooting at California Baptist (12-8-21)... Had 10 or more rebounds five times and led the Aztecs in rebounding on nine occasions... Led the team in steals 10 times... For the second straight year, played for the El Salvador National Team following the season.

**As a Freshman (2020-21)**

Made the Mountain West All-Freshman Team... Averaged 6.6 points, 4.4 rebounds and 1.0 assist in 18.8 minutes per game... Scored in double-figures five times, including a season-high 16 at Colorado State (12-8-20)... Had a season-high 10 rebounds vs. Air Force (1-22-21)... Started eight games, including seven straight in conference play... Following the season played for the El Salvador National Team.

**High School/International**

Averaged 15 points and 12 rebounds per game as a senior at Chaminade HS... Was named to the All-Mission League First-Team as a senior... Helped her school reach the quarterfinals of the CIF Southern Section Division I championships... Previously attended Bishop Alemany HS where she averaged 19 points per game as a junior... Played with the El Salvador national team and was named the top Salvadoran basketball player in the US... Played for Team Taurasi for the California Storm AAU program on the prestigious Nike circuit with teammate Asia Avinger.

**Personal**

Kimberly Villalobos was born in Panorama City, Calif. to Silvia Estrada and Enock Villalobos... Lists Kobe Bryant as her favorite athlete and had the opportunity to work at the Mamba Sports Academy... Majoring in social work.

CAREER STATISTICS

Season	gp-gs		Total		3-Point		F-Throws		Rebounds				Scoring												
	gp	gs	fg-fga	pct	fg-fga	pct	ft-fa	pct	off	def	tot	avg	pf	fo	ast	to	blk	stl	pts	avg					
2020-21	22	8	413	18.8	52	148	.351	1	5	.200	41	71	.577	44	52	96	4.4	35	1	22	37	9	15	146	6.6
2021-22	28	6	491	17.5	79	162	.488	0	0	.000	30	56	.536	59	98	157	5.6	59	2	18	35	13	37	188	6.7
2022-23	24	24	522	21.8	86	174	.494	0	1	.000	34	59	.576	38	78	116	4.8	63	3	37	35	15	37	206	8.6
TOTAL	74	38	1426	19.3	217	484	.448	1	6	.167	105	186	.565	141	228	369	5.0	157	6	77	107	37	89	540	7.3

CAREER HIGHS

**Points**  
23, at UC San Diego (12-1-22)

**Rebounds**  
10, vs. Antelope Valley (11-12-22)

**Assists**  
7, Twice  
Last: at Utah State (12-31-22)

**Steals**  
5, at Utah State (12-31-22)

**Blocks**  
2, at UC San Diego (12-1-22)

**Field Goals**  
9, at UC San Diego (12-1-22)

**Field Goal Attempts**  
16, at Colorado State (1-16-23)

**3-Point Field Goals**  
2, Twice  
Last: at Colorado State (1-16-23)

**3-Point Field Goal Attempts**  
7, at Colorado State (1-16-23)

**Free Throws**  
12, vs. Antelope Valley (11-12-22)

**Free Throw Attempts**  
12, vs. Antelope Valley (11-12-22)

**MISC. CAREER STATS**  
Double-figure scoring games: 13

Double-figure scoring games at SDSU: 9

20-Point Games (all at SDSU): 2

Double-figure rebounding games (all at SDSU): 1

Double-Doubles (all at SDSU): 1



# #24 ABBY PROHASKA

Senior  
5-9  
Guard  
Liberty Township, Ohio  
Lakota West HS

**Two-time ACC Academic Honor Roll**

**At Notre Dame (2018-22)**

Appeared in 74 games with the Fighting Irish, made 16 starts and played in nine NCAA Tournament games including both games of the 2019 Final Four as a freshman... Averaged 2.7 points, 2.3 rebounds and 1.2 assists in 15.2 minutes per game... In 2021-22, appeared in 20 games and shot a career-best 50.9 percent from the field and scored 3.6 points per game... In the 2020-21 season played in 16 games, while starting 13 of them, averaging 4.2 points in a career-high 21.2 minutes per game... Utilized a medical redshirt in the 2019-20 season after being diagnosed with a bilateral pulmonary embolism... As a freshman in 2018-19, appeared in 38 games with three starts and helped Notre Dame reach the national championship game while averaging 14.4 minutes per game... During their tournament run, she was the Fighting Irish's first guard off the bench and after the season was named the team's most improved player... Was named to the ACC Academic Honor Roll and the Dean's List twice... Was heavily involved with SAAC where she headed up the service branch... Graduated with a degree in visual communication while minoring in digital media marketing.

**High School**

Was a four-star prep prospect out of Lakota West High School where she was ranked No. 73 in the nation by ESPN HoopGurlz... During her four years there, the Firebirds lost just eight games and won the state championship in 2015... As a senior, she averaged 15.0 points, 6.4 rebounds and 4.2 steals and was named the District 15 and Greater Miami Conference Player of the Year... Set school records for career assists (267) and most steals in a single-season (100), and surpassed the 1,000 point mark for her career... Was named to the All-State First-Team twice and was an All-League First-Team selection three times... Played for Team USA at the 2016 FIBA U17 World Championships in Zaragoza Spain where they won a bronze medal... Also played soccer for two years and led her conference in goals scored as a freshman.

**Personal**

Abigail Prohaska (pro-HASK-kuh) was born in Cincinnati, Ohio to Melissa and Tom Prohaska... Her grandpa played baseball at Miami Ohio, her dad played football at Ashland University and her sister Maddie is a standout goalkeeper at Auburn... Lists Sue Bird as her favorite athlete... Pursuing a master's degree in liberal arts and sciences.

CAREER STATISTICS

Season	gp-gs	min/avg	Total		3-Point		F-Throws		Rebounds				Scoring							
			fg-fga	pct	fg-fga	pct	ft-fta	pct	off	def	tot	avg	pf	fo	ast	to	blk	stl	pts	avg
2018-19*	38-3	547/14.4	18-49	.367	2-7	.286	20-26	.769	25	44	69	1.8	58	0	43	30	1	30	58	1.5
2020-21*	16-13	339/21.2	27-67	.403	0-9	.000	13-16	.813	18	36	54	3.4	26	0	27	20	3	12	67	4.2
2021-22*	20-0	241/12.1	29-57	.509	2-7	.286	12-14	.857	20	30	50	2.5	23	1	16	15	2	13	72	3.6
2022-23	24-15	601/25.0	76-176	.432	7-38	.184	46-52	.885	30	57	87	3.6	45	0	46	54	4	42	205	8.5
TOTAL	24-15	601/25.0	76-176	.432	7-38	.184	46-52	.885	30	57	87	3.6	45	0	46	54	4	42	205	8.5
All*	98-31	1728/17.6	150-349	.430	11-61	.180	91-108	.843	93	167	260	2.7	152	1	132	119	10	97	402	4.1

\* At Notre Dame

CAREER HIGHS

Points  
32, vs. Texas Wesleyan (12-20-19)\*\*

Rebounds  
17, vs. SW New Mexico (11-18-19)\*\*

Assists  
5, Three times  
Last: vs Wyoming (1-22-22)\*

Steals  
6, vs. Boise State (2-12-22)\*

Blocks  
2, Many times (2-12-22)\*

Field Goals  
15, vs. Texas Wesleyan (12-20-19)\*\*

Field Goal Attempts  
23, at Colorado State (2-9-22)\*

3-Point Field Goals  
1, Many times  
Last: vs. San Diego State (2-2-22)\*

3-Point Field Goal Attempts  
4, at Western Kentucky (2-15-20)\*\*

Free Throws  
8, Twice  
Last: vs. Boise State (2-12-22)\*

Free Throw Attempts  
11, vs. Boise State (2-12-22)\*

MISC. CAREER STATS

Double-figure scoring games: 38

Double-figure rebounding games: 15

Double-Doubles: 13

\* While at Utah State

\*\* While at UT San Antonio



# #32 ADRYANA QUEZADA

Senior  
5-11  
Forward  
Frisco, Texas  
Utah State/Lone Star HS

**All-Mountain West Honorable Mention (at Utah State, 2021-22)**  
**Mountain West Player of the Week (at Utah State, Feb. 14, 2022)**  
**Two-time Conference USA Freshman of the Week (2019-20)**

**At Utah State (2021-22)**

Was an All-Mountain West honorable selection after averaging 15.2 points and 7.9 rebounds per game... Shot 53.6 percent in her lone year at Utah State, which was third in the Mountain West... Finished fifth in the conference in scoring (15.2 ppg) and sixth in rebounding (7.9 rpg)... Averaged 20.4 points per game over her final 14 contests... Scored in double-digits in 15 of her final 16 games and in 19 of her 28 games on the year, including a season-best 30 points at Colorado State (Jan. 19)... Was the Mountain West Player of the Week award on Feb. 14... Had a team-high nine double-doubles.

**At UT-San Antonio (2019-21)**

Averaged 13.8 points and 6.9 rebounds across 29 games... Averaged 15.3 points and 10.0 rebounds in six games as a sophomore before missing the rest of the season due to injury... As a freshman, started 16 games while scoring 13.4 points per game... Was the Conference USA Freshman of the Week twice... Led the Roadrunners in field goal percentage both years.

**High School**

Attended Lone Star High School in Frisco, Texas where she teamed with current Aztec Mallory Adams for two seasons... As a senior, averaged 16.5 points and 7.0 rebounds while helping her team go 28-9 and 17-1 in league play... Earned All-State, All-Region, and All-District honors three times and scored over 1,000 points in her prep career... Played for Premier Basketball's "Team Lex," which won the 2017 Adidas National Championship and the 2018 Super 64 National Championship... Was in the National Honors Society and was an All-State Academic selection twice.

**Personal**

Adryana Quezada (Eh-dree-on-uh KAY-zah-duh) was born in Dallas, Texas... Lists Luka Doncic as her favorite player... Majored in integrated studies at Utah State... Aspires to be a video game designer.

CAREER STATISTICS

Season	gp-gs		Total		3-Point		F-Throws		Rebounds				Scoring							
	min	avg	fg-fga	pct	fg-fga	pct	ft-fa	pct	off	def	tot	avg	pf	fo	ast	to	blk	stl	pts	avg
2019-20*	23-16	650/28.3	126-257	.490	3-18	.167	53-79	.671	60	81	141	6.1	33	0	24	57	10	18	308	13.4
2020-21*	6-4	165/27.5	40-77	.519	0-1	.000	12-15	.800	24	36	60	10.0	9	0	3	13	1	9	92	15.3
2021-22*	28-22	824/29.4	180-336	.536	8-19	.421	57-81	.704	85	135	220	7.9	53	1	50	56	15	32	425	15.2
All*	57-42	1639/28.8	346-670	.516	11-38	.289	122-175	.697	169	252	421	7.4	95	1	77	126	26	59	825	14.5

\* 2019-21 at UT San Antonio & 2021-22 at Utah State

All games

RECORD:	OVERALL	HOME	AWAY	NEUTRAL
ALL GAMES	18-6	13-1	4-4	1-1
CONFERENCE	8-3	5-1	3-2	0-0
NON-CONFERENCE	10-3	8-0	1-2	1-1

#	Player	gp-gs	min	avg	Total		3-Point		F-Throw		Rebounds			pf	dq	a	to	blk	stl	pts	avg	
					fg-fga	fg%	3fg-fga	3fg%	ft-fga	ft%	off	def	tot									
01	Asia Avinger	19-18	552	29.1	88-177	.497	12-35	.343	42-69	.609	8	62	70	3.7	61	2	81	53	4	42	230	12.1
02	Sophia Ramos	24-23	770	32.1	86-233	.369	41-113	.363	62-72	.861	9	77	86	3.6	48	0	83	46	7	40	275	11.5
12	Mercedes Staples	17-11	501	29.5	68-147	.463	36-79	.456	7-9	.778	5	65	70	4.1	23	0	33	24	1	24	179	10.5
23	Kim Villalobos	24-24	522	21.8	86-174	.494	0-1	.000	34-59	.576	38	78	116	4.8	63	3	37	35	15	37	206	8.6
24	Abby Prohaska	24-15	601	25.0	76-176	.432	7-38	.184	46-52	.885	30	57	87	3.6	45	0	46	54	4	42	205	8.5
05	Yummy Morris	24-24	598	24.9	88-170	.518	0-0	.000	27-41	.659	38	71	109	4.5	52	1	13	35	19	19	203	8.5
13	Meghan Fiso	8-0	123	15.4	19-45	.422	4-10	.400	2-5	.400	7	11	18	2.3	10	0	5	5	0	3	44	5.5
21	Alex Crain	23-4	444	19.3	32-93	.344	14-41	.341	22-34	.647	5	27	32	1.4	45	0	29	29	0	16	100	4.3
00	Khylee Pepe	22-0	324	14.7	26-82	.317	2-14	.143	21-30	.700	29	32	61	2.8	40	1	15	22	10	15	75	3.4
20	Sarah Barcello	24-1	343	14.3	24-67	.358	16-52	.308	9-14	.643	21	33	54	2.3	23	0	17	9	3	14	73	3.0
22	Natalija Grizelj	9-0	22	2.4	0-4	.000	0-4	.000	0-0	.000	0	2	2	0.2	0	0	0	3	0	0	0	0.0
Team											33	53	86				28					
Total.....		0	4800		593-1368	.433	132-387	.341	272-385	.706	223	568	791	0.0	410	7	359	343	63	252	1590	0.0
Opponents.....		0	4800		467-1236	.378	123-435	.283	273-360	.758	215	570	785	0.0	405	-	253	462	67	151	1330	0.0

TEAM STATISTICS	SDSU	OPP	Date	Opponent	Score	Att.
SCORING	1590	1330	11/07/22	at Stanford	L 48-86	3012
Points per game	66.2	55.4	11/09/22	SAN DIEGO CHRISTIAN	w 81-30	0
Scoring margin	+10.8	-	11/12/22	ANTELOPE VALLEY	w 95-41	338
FIELD GOALS-ATT	593-1368	467-1236	11/15/22	SOUTHEASTERN LA.	w 69-53	365
Field goal pct	.433	.378	11/18/22	PORTLAND	w 55-53	1490
3 POINT FG-ATT	132-387	123-435	11/22/22	GRAMBLING	w 66-41	1272
3-point FG pct	.341	.283	11/25/22	SEATTLE U	w 70-36	498
3-pt FG made per game	5.5	5.1	12/01/22	at UC San Diego	w 72-60	467
FREE THROWS-ATT	272-385	273-360	12/04/22	at San Francisco	L 56-65	0
Free throw pct	.706	.758	12/07/22	SACRAMENTO ST.	w 70-59	2102
F-Throws made per game	11.3	11.4	12/10/22	SAN DIEGO	w 68-45	1254
REBOUNDS	791	785	12/20/22	vs Miami (OH)	w 66-57	0
Rebounds per game	33.0	32.7	12/21/22	vs Georgia	L 44-63	434
Rebounding margin	+0.3	-	* 12/31/22	at Utah St.	w 89-55	317
ASSISTS	359	253	* 01/05/23	NEVADA	w 80-70	754
Assists per game	15.0	10.5	* 01/07/23	UNLV	L 70-76	1017
TURNOVERS	343	462	* 01/11/23	at Fresno St.	w 49-43	1555
Turnovers per game	14.3	19.3	* 01/14/23	BOISE ST.	w 55-42	706
Turnover margin	+5.0	-	* 01/16/23	at Colorado St.	L 58-71	1164
Assist/turnover ratio	1.0	0.5	* 01/19/23	NEW MEXICO	w 65-61	4150
STEALS	252	151	* 01/21/23	at Wyoming	w 73-66	2647
Steals per game	10.5	6.3	* 01/26/23	FRESNO ST.	w 75-56	571
BLOCKS	63	67	* 01/28/23	SAN JOSE ST.	w 59-39	1100
Blocks per game	2.6	2.8	* 01/30/23	at Boise St.	L 57-62	661
ATTENDANCE	15617	10257				
Home games-Avg/Game	14-1116	8-1228				
Neutral site-Avg/Game	-	2-217				

\* - Conference game

Score by Periods	1st	2nd	3rd	4th	Totals
San Diego St.	397	390	429	374	1590
Opponents	303	320	363	344	1330



Conference games only

RECORD:	OVERALL	HOME	AWAY	NEUTRAL
ALL GAMES	8-3	5-1	3-2	0-0
CONFERENCE	8-3	5-1	3-2	0-0
NON-CONFERENCE	0-0	0-0	0-0	0-0

#	Player	gp-gs	min	avg	Total		3-Point		F-Throw		Rebounds				pf	dq	a	to	blk	stl	pts	avg
					fg-fga	fg%	3fg-fga	3fg%	ft-fta	ft%	off	def	tot	avg								
01	Asia Avinger	11-10	334	30.4	54-109	.495	5-22	.227	22-37	.595	6	39	45	4.1	36	1	50	25	3	26	135	12.3
02	Sophia Ramos	11-11	364	33.1	40-120	.333	18-59	.305	36-44	.818	5	35	40	3.6	23	0	42	19	5	12	134	12.2
23	Kim Villalobos	11-11	257	23.4	47-90	.522	0-1	.000	19-32	.594	16	34	50	4.5	30	2	14	12	5	18	113	10.3
05	Yummy Morris	11-11	291	26.5	46-83	.554	0-0	.000	10-12	.833	22	41	63	5.7	24	0	4	13	6	6	102	9.3
24	Abby Prohaska	11-11	301	27.4	37-83	.446	4-17	.235	12-15	.800	7	25	32	2.9	17	0	24	20	1	24	90	8.2
12	Mercedes Staples	6-0	151	25.2	18-40	.450	11-26	.423	2-3	.667	2	16	18	3.0	3	0	7	7	0	3	49	8.2
20	Sarah Barcello	11-0	166	15.1	15-33	.455	11-26	.423	2-4	.500	8	11	19	1.7	15	0	7	3	2	4	43	3.9
21	Alex Crain	11-1	180	16.4	11-38	.289	6-18	.333	9-14	.643	1	13	14	1.3	14	0	14	10	0	4	37	3.4
00	Khylee Pepe	11-0	150	13.6	10-35	.286	1-6	.167	6-6	1.000	10	15	25	2.3	15	0	7	10	3	7	27	2.5
22	Natalija Grizelj	3-0	6	2.0	0-2	.000	0-2	.000	0-0	.000	0	0	0	0.0	0	0	0	1	0	0	0	0.0
Team											14	25	39					15				
Total.....		11	2200		278-633	.439	56-177	.316	118-167	.707	91	254	345	31.4	177	3	169	135	25	104	730	66.4
Opponents.....		11	2200		228-560	.407	58-188	.309	127-162	.784	88	261	349	31.7	182	-	113	192	27	58	641	58.3

TEAM STATISTICS	SDSU	OPP	Date	Opponent	Score	Att.
SCORING	730	641	* 12/31/22	at Utah St.	w 89-55	317
Points per game	66.4	58.3	* 01/05/23	NEVADA	w 80-70	754
Scoring margin	+8.1	-	* 01/07/23	UNLV	L 70-76	1017
FIELD GOALS-ATT	278-633	228-560	* 01/11/23	at Fresno St.	w 49-43	1555
Field goal pct	.439	.407	* 01/14/23	BOISE ST.	w 55-42	706
3 POINT FG-ATT	56-177	58-188	* 01/16/23	at Colorado St.	L 58-71	1164
3-point FG pct	.316	.309	* 01/19/23	NEW MEXICO	w 65-61	4150
3-pt FG made per game	5.1	5.3	* 01/21/23	at Wyoming	w 73-66	2647
FREE THROWS-ATT	118-167	127-162	* 01/26/23	FRESNO ST.	w 75-56	571
Free throw pct	.707	.784	* 01/28/23	SAN JOSE ST.	w 59-39	1100
F-Throws made per game	10.7	11.5	* 01/30/23	at Boise St.	L 57-62	661
REBOUNDS	345	349	* - Conference game			
Rebounds per game	31.4	31.7				
Rebounding margin	-0.4	-				
ASSISTS	169	113				
Assists per game	15.4	10.3				
TURNOVERS	135	192				
Turnovers per game	12.3	17.5				
Turnover margin	+5.2	-				
Assist/turnover ratio	1.3	0.6				
STEALS	104	58				
Steals per game	9.5	5.3				
BLOCKS	25	27				
Blocks per game	2.3	2.5				
ATTENDANCE	8298	6344				
Home games-Avg/Game	6-1383	5-1269				
Neutral site-Avg/Game	-	0-0				

Score by Periods	1st	2nd	3rd	4th	Totals
San Diego St.	204	168	206	152	730
Opponents	123	169	161	188	641

TEAM STATISTICS

Opponent	Date	Score	L	Total		3-Pointers		Free throws		Rebounds				pf	a	t/o	blk	stl	pts	avg
				fg-fga	pct	3fg-fga	pct	ft-fta	pct	off	def	tot	avg							
at Stanford	11/07/22	48-86	L	18-57	.316	5-16	.313	7-13	.538	7	16	23	23.0	17	9	11	0	5	48	48.0
SAN DIEGO CHRISTIAN	11/09/22	81-30	W	32-84	.381	6-30	.200	11-22	.500	24	31	55	39.0	24	21	15	3	27	81	64.5
ANTELOPE VALLEY	11/12/22	95-41	W	28-61	.459	5-16	.313	34-43	.791	17	38	55	44.3	16	15	19	4	10	95	74.7
SOUTHEASTERN LA.	11/15/22	69-53	W	29-57	.509	10-19	.526	1-1	1.000	6	31	37	42.5	19	18	17	4	8	69	73.2
PORTLAND	11/18/22	55-53	W	18-59	.305	6-17	.353	13-18	.722	13	20	33	40.6	17	12	17	4	11	55	69.6
GRAMBLING	11/22/22	66-41	W	25-50	.500	4-10	.400	12-17	.706	7	27	34	39.5	10	21	13	2	12	66	69.0
SEATTLE U	11/25/22	70-36	W	29-60	.483	3-15	.200	9-13	.692	10	26	36	39.0	15	17	9	2	17	70	69.1
at UC San Diego	12/01/22	72-60	W	28-56	.500	6-15	.400	10-13	.769	7	24	31	38.0	20	18	17	7	10	72	69.5
at San Francisco	12/04/22	56-65	L	22-48	.458	4-8	.500	8-14	.571	6	26	32	37.3	23	9	25	3	10	56	68.0
SACRAMENTO ST.	12/07/22	70-59	W	27-60	.450	8-13	.615	8-9	.889	14	21	35	37.1	17	12	13	1	7	70	68.2
SAN DIEGO	12/10/22	68-45	W	24-48	.500	11-17	.647	9-13	.692	3	22	25	36.0	21	18	17	5	11	68	68.2
vs Miami (OH)	12/20/22	66-57	W	20-46	.435	2-11	.182	24-30	.800	7	21	28	35.3	16	7	12	1	8	66	68.0
vs Georgia	12/21/22	44-63	L	15-49	.306	6-23	.261	8-12	.667	11	11	22	34.3	18	13	23	2	12	44	66.2
at Utah St.	12/31/22	89-55	W	35-62	.565	7-22	.318	12-19	.632	6	26	32	34.1	11	24	11	2	12	89	67.8
NEVADA	01/05/23	80-70	W	31-56	.554	9-17	.529	9-12	.750	6	22	28	33.7	18	19	15	5	9	80	68.6
UNLV	01/07/23	70-76	L	29-68	.426	3-24	.125	9-15	.600	10	20	30	33.5	20	13	8	2	6	70	68.7
at Fresno St.	01/11/23	49-43	W	18-49	.367	5-12	.417	8-12	.667	9	22	31	33.4	18	12	15	1	11	49	67.5
BOISE ST.	01/14/23	55-42	W	21-58	.362	5-11	.455	8-12	.667	10	24	34	33.4	16	15	15	2	13	55	66.8
at Colorado St.	01/16/23	58-71	L	20-49	.408	5-15	.333	13-16	.813	7	23	30	33.2	18	13	15	0	2	58	66.4
NEW MEXICO	01/19/23	65-61	W	25-58	.431	3-14	.214	12-16	.750	6	25	31	33.1	12	14	9	3	9	65	66.3
at Wyoming	01/21/23	73-66	W	25-55	.455	5-10	.500	18-19	.947	7	26	33	33.1	16	11	8	4	6	73	66.6
FRESNO ST.	01/26/23	75-56	W	30-56	.536	5-15	.333	10-14	.714	9	24	33	33.1	17	21	11	0	8	75	67.0
SAN JOSE ST.	01/28/23	59-39	W	21-55	.382	5-22	.227	12-21	.571	10	24	34	33.1	17	14	17	4	15	59	66.7
at Boise St.	01/30/23	57-62	L	23-67	.343	4-15	.267	7-11	.636	11	18	29	33.0	14	13	11	2	13	57	66.2
San Diego St.		1590		593-1368	.433	132-387	.341	272-385	.706	223	568	791	33.0	410	359	343	63	252	1590	66.2
Opponents		1330		467-1236	.378	123-435	.283	273-360	.758	215	570	785	32.7	405	253	462	67	151	1330	55.4

Games played: 24  
 Points/game: 66.2  
 FG Pct: 43.3  
 3FG Pct: 34.1  
 FT Pct: 70.6

Rebounds/game: 33.0  
 Assists/game: 15.0  
 Turnovers/game: 14.3  
 Assist/turnover ratio: 1.0  
 Steals/game: 10.5  
 Blocks/game: 2.6

Home games

RECORD:	OVERALL	HOME	AWAY	NEUTRAL
ALL GAMES	13-1	13-1	0-0	0-0
CONFERENCE	5-1	5-1	0-0	0-0
NON-CONFERENCE	8-0	8-0	0-0	0-0

#	Player	gp-gs	min	Total		3-Point		F-Throw		Rebounds				pf	dq	a	to	blk	stl	pts	avg	
				fg-fga	fg%	3fg-fga	3fg%	ft-fa	ft%	off	def	tot	avg									
01	Asia Avinger	10-10	280	28.0	49-93	.527	7-17	.412	23-37	.622	5	35	40	4.0	32	0	49	20	3	23	128	12.8
02	Sophia Ramos	14-14	454	32.4	56-135	.415	24-69	.348	36-42	.857	5	42	47	3.4	25	0	49	28	5	24	172	12.3
12	Mercedes Staples	11-8	316	28.7	48-101	.475	29-59	.492	3-4	.750	4	38	42	3.8	16	0	21	12	1	15	128	11.6
05	Yummy Morris	14-14	354	25.3	59-110	.536	0-0	.000	19-29	.655	22	43	65	4.6	33	1	9	26	13	15	137	9.8
23	Kim Villalobos	14-14	313	22.4	56-104	.538	0-0	.000	18-34	.529	24	50	74	5.3	36	2	34	21	10	25	130	9.3
24	Abby Prohaska	14-8	331	23.6	37-99	.374	2-20	.100	21-22	.955	19	33	52	3.7	24	0	28	28	1	22	97	6.9
13	Meghan Fiso	6-0	102	17.0	14-35	.400	2-6	.333	2-4	.500	7	9	16	2.7	7	0	5	5	0	3	32	5.3
21	Alex Crain	14-2	248	17.7	21-53	.396	9-23	.391	14-22	.636	3	21	24	1.7	31	0	17	21	0	13	65	4.6
00	Khylee Pepe	12-0	182	15.2	16-54	.296	0-8	.000	13-20	.650	20	16	36	3.0	19	1	8	12	7	12	45	3.8
20	Sarah Barcello	14-0	202	14.4	13-43	.302	10-35	.286	8-12	.667	18	28	46	3.3	16	0	10	2	1	11	44	3.1
22	Natalija Grizelj	6-0	18	3.0	0-3	.000	0-3	.000	0-0	.000	0	2	2	0.3	0	0	0	3	0	0	0	0.0
Team											18	38	56					17				
Total.....		14	2800		369-830	.445	83-240	.346	157-226	.695	145	355	500	35.7	239	4	230	195	41	163	978	69.9
Opponents.....		14	2800		242-722	.335	65-259	.251	153-212	.722	140	326	466	33.3	234	-	124	288	33	89	702	50.1

Score by Periods	1st	2nd	3rd	4th	Totals
San Diego St.	254	254	246	224	978
Opponents	148	169	198	187	702

Road & Neutral

RECORD:	OVERALL	HOME	AWAY	NEUTRAL
ALL GAMES	5-5	0-0	4-4	1-1
CONFERENCE	3-2	0-0	3-2	0-0
NON-CONFERENCE	2-3	0-0	1-2	1-1

#	Player	gp-gs	min	Total		3-Point		F-Throw		Rebounds				pf	dq	a	to	blk	stl	pts	avg	
				fg-fga	fg%	3fg-fga	3fg%	ft-fa	ft%	off	def	tot	avg									
01	Asia Avinger	9-8	272	30.2	39-84	.464	5-18	.278	19-32	.594	3	27	30	3.3	29	2	32	33	1	19	102	11.3
24	Abby Prohaska	10-7	270	27.0	39-77	.506	5-18	.278	25-30	.833	11	24	35	3.5	21	0	18	26	3	20	108	10.8
02	Sophia Ramos	10-9	316	31.6	30-98	.306	17-44	.386	26-30	.867	4	35	39	3.9	23	0	34	18	2	16	103	10.3
12	Mercedes Staples	6-3	185	30.8	20-46	.435	7-20	.350	4-5	.800	1	27	28	4.7	7	0	12	12	0	9	51	8.5
23	Kim Villalobos	10-10	209	20.9	30-70	.429	0-1	.000	16-25	.640	14	28	42	4.2	27	1	3	14	5	12	76	7.6
05	Yummy Morris	10-10	244	24.4	29-60	.483	0-0	.000	8-12	.667	16	28	44	4.4	19	0	4	9	6	4	66	6.6
13	Meghan Fiso	2-0	21	10.5	5-10	.500	2-4	.500	0-1	.000	0	2	2	1.0	3	0	0	0	0	0	12	6.0
21	Alex Crain	9-2	196	21.8	11-40	.275	5-18	.278	8-12	.667	2	6	8	0.9	14	0	12	8	0	3	35	3.9
00	Khylee Pepe	10-0	142	14.2	10-28	.357	2-6	.333	8-10	.800	9	16	25	2.5	21	0	7	10	3	3	30	3.0
20	Sarah Barcello	10-1	141	14.1	11-24	.458	6-17	.353	1-2	.500	3	5	8	0.8	7	0	7	7	2	3	29	2.9
22	Natalija Grizelj	3-0	4	1.3	0-1	.000	0-1	.000	0-0	.000	0	0	0	0.0	0	0	0	0	0	0	0	0.0
Team											15	15	30					11				
Total.....		10	2000		224-538	.416	49-147	.333	115-159	.723	78	213	291	29.1	171	3	129	148	22	89	612	61.2
Opponents.....		10	2000		225-514	.438	58-176	.330	120-148	.811	75	244	319	31.9	171	-	129	174	34	62	628	62.8

Score by Periods	1st	2nd	3rd	4th	Totals
San Diego St.	143	136	183	150	612
Opponents	155	151	165	157	628

**Games won**

<b>RECORD:</b>	<b>OVERALL</b>	<b>HOME</b>	<b>AWAY</b>	<b>NEUTRAL</b>
ALL GAMES	18-0	13-0	4-0	1-0
CONFERENCE	8-0	5-0	3-0	0-0
NON-CONFERENCE	10-0	8-0	1-0	1-0

#	Player	gp-gs	min	avg	Total		3-Point		F-Throw		Rebounds					pts	avg					
					fg-fga	fg%	3fg-fga	3fg%	ft-fa	ft%	off	def	tot	avg	pf			dq	a	to	blk	stl
02	Sophia Ramos	18-18	580	32.2	70-169	.414	33-86	.384	50-58	.862	4	64	68	3.8	34	0	61	36	7	32	223	12.4
01	Asia Avinger	14-13	395	28.2	61-123	.496	8-20	.400	37-56	.661	6	47	53	3.8	41	1	64	34	2	31	167	11.9
12	Mercedes Staples	13-9	386	29.7	54-114	.474	31-64	.484	6-8	.750	4	48	52	4.0	17	0	26	15	1	19	145	11.2
05	Yummy Morris	18-18	440	24.4	73-134	.545	0-0	.000	24-35	.686	29	53	82	4.6	40	1	12	29	17	16	170	9.4
24	Abby Prohaska	18-11	440	24.4	58-130	.446	5-27	.185	36-40	.900	23	46	69	3.8	30	0	41	38	3	31	157	8.7
23	Kim Villalobos	18-18	391	21.7	65-126	.516	0-0	.000	20-37	.541	27	63	90	5.0	47	3	34	28	13	31	150	8.3
13	Meghan Fiso	7-0	110	15.7	15-37	.405	3-7	.429	2-4	.500	7	10	17	2.4	10	0	5	5	0	3	35	5.0
21	Alex Crain	17-3	341	20.1	27-73	.370	11-31	.355	16-24	.667	3	26	29	1.7	35	0	23	23	0	16	81	4.8
00	Khylee Pepe	16-0	247	15.4	24-70	.343	1-10	.100	20-28	.714	26	29	55	3.4	29	1	11	14	8	13	69	4.3
20	Sarah Barcello	18-0	250	13.9	19-50	.380	13-37	.351	9-14	.643	18	29	47	2.6	17	0	12	7	3	12	60	3.3
22	Natalija Grizelj	7-0	20	2.9	0-4	.000	0-4	.000	0-0	.000	0	2	2	0.3	0	0	0	3	0	0	0	0.0
Team											24	37	61				18					
Total.....		18	3600		466-1030	.452	105-286	.367	220-304	.724	171	454	625	34.7	300	6	289	250	54	204	1257	69.8
Opponents.....		18	3600		316-918	.344	83-328	.253	192-260	.738	163	408	571	31.7	302	-	165	364	42	113	907	50.4

Score by Periods	1st	2nd	3rd	4th	Totals
San Diego St.	322	317	334	284	1257
Opponents	209	213	244	241	907

**Games lost**

<b>RECORD:</b>	<b>OVERALL</b>	<b>HOME</b>	<b>AWAY</b>	<b>NEUTRAL</b>
ALL GAMES	0-6	0-1	0-4	0-1
CONFERENCE	0-3	0-1	0-2	0-0
NON-CONFERENCE	0-3	0-0	0-2	0-1

#	Player	gp-gs	min	avg	Total		3-Point		F-Throw		Rebounds					pts	avg					
					fg-fga	fg%	3fg-fga	3fg%	ft-fa	ft%	off	def	tot	avg	pf			dq	a	to	blk	stl
01	Asia Avinger	5-5	157	31.4	27-54	.500	4-15	.267	5-13	.385	2	15	17	3.4	20	1	17	19	2	11	63	12.6
23	Kim Villalobos	6-6	131	21.8	21-48	.438	0-1	.000	14-22	.636	11	15	26	4.3	16	0	3	7	2	6	56	9.3
13	Meghan Fiso	1-0	13	13.0	4-8	.500	1-3	.333	0-1	.000	0	1	1	1.0	0	0	0	0	0	0	9	9.0
02	Sophia Ramos	6-5	190	31.7	16-64	.250	8-27	.296	12-14	.857	5	13	18	3.0	14	0	22	10	0	8	52	8.7
12	Mercedes Staples	4-2	115	28.8	14-33	.424	5-15	.333	1-1	1.000	1	17	18	4.5	6	0	7	9	0	5	34	8.5
24	Abby Prohaska	6-4	161	26.8	18-46	.391	2-11	.182	10-12	.833	7	11	18	3.0	15	0	5	16	1	11	48	8.0
05	Yummy Morris	6-6	158	26.3	15-36	.417	0-0	.000	3-6	.500	9	18	27	4.5	12	0	1	6	2	3	33	5.5
21	Alex Crain	6-1	103	17.2	5-20	.250	3-10	.300	6-10	.600	2	1	3	0.5	10	0	6	6	0	0	19	3.2
20	Sarah Barcello	6-1	93	15.5	5-17	.294	3-15	.200	0-0	.000	3	4	7	1.2	6	0	5	2	0	2	13	2.2
00	Khylee Pepe	6-0	77	12.8	2-12	.167	1-4	.250	1-2	.500	3	3	6	1.0	11	0	4	8	2	2	6	1.0
22	Natalija Grizelj	2-0	2	1.0	0-0	.000	0-0	.000	0-0	.000	0	0	0	0.0	0	0	0	0	0	0	0	0.0
Team											9	16	25				10					
Total.....		6	1200		127-338	.376	27-101	.267	52-81	.642	52	114	166	27.7	110	1	70	93	9	48	333	55.5
Opponents.....		6	1200		151-318	.475	40-107	.374	81-100	.810	52	162	214	35.7	103	-	88	98	25	38	423	70.5

Score by Periods	1st	2nd	3rd	4th	Totals
San Diego St.	75	73	95	90	333
Opponents	94	107	119	103	423



**Aztec Individual Highs****Points**

25, Asia Avinger vs. UNLV (1-7-23)  
 25, Asia Avinger vs. Miami (Ohio) (12-20-22)

**Field Goals Made**

12, Asia Avinger vs. UNLV (1-7-23)

**Field Goals Attempted**

18, Asia Avinger vs. UNLV (1-7-23)

**Field Goal Percentage (min. 5 made)**

1.000 (6-6), Yummy Morris vs. Nevada (1-5-23)  
 1.000 (5-5), Yummy Morris at Utah State (12-31-22)  
 1.000 (5-5), Alex Crain vs. Sacramento State (12-7-22)

**3-Point Field Goals Made**

6, Mercedes Staples vs. Southeastern Louisiana (11-15-22)

**3-Point Field Goals Attempted**

10, Sophia Ramos vs. Georgia (12-21-22)

**3-Pt Field Goal Percentage (min. 3 made)**

1.000 (6-6), Mercedes Staples vs. Southeastern Louisiana (11-15-22)

**Free Throws Made**

12, Abby Prohaska vs. Antelope Valley (11-12-22)

**Free Throws Attempted**

12, Abby Prohaska vs. Antelope Valley (11-12-22)

**Free Throw Percentage (min 6 made)**

1.000 (12-12), Abby Prohaska vs. Antelope Valley (11-12-22)

**Rebounds**

13, Khylee Pepe vs. San Diego Christian (11-9-22)

**Assists**

9, Asia Avinger vs. Nevada (1-5-23)

**Steals**

7, Alex Crain vs. San Diego Christian (11-9-22)

**Blocked Shots**

3, Sophia Ramos vs. Nevada (1-5-23)

**Turnovers**

7, Asia Avinger at UC San Diego (12-1-22)

**Minutes**

40, Sophia Ramos vs. UNLV (1-7-23)

## Aztec Team Highs

Points	95	vs. Antelope Valley (11-12-22)
Field Goals Made	35	at Utah State (12-31-22)
Field Goal Attempts	84	vs. San Diego Christian (11-9-22)
Field Goal Percentage	.565 (35-62)	at Utah State (12-31-22)
3-pt Field Goals Made	11	vs. San Diego (12-10-22)
3-pt Field Goals Attempted	30	vs. San Diego Christian (11-9-22)
3-pt FG Percentage (Min 10 Att)	.647 (11-17)	vs. San Diego (12-10-22)
Free Throws Made	34	vs. Antelope Valley (11-12-22)
Free Throw Attempts	43	vs. Antelope Valley (11-12-22)
FT Percentage (Min 10 att.)	.813 (13-16)	at Colorado State (1-16-23)
Rebounds	55	vs. Antelope Valley (11-12-22) vs. San Diego Christian (11-9-22) at Utah State (12-31-22)
Assists	24	at Utah State (12-31-22)
Steals	27	vs. San Diego Christian (11-9-22)
Blocked Shots	7	at UC San Diego (12-1-22)
Turnovers	25	vs. San Francisco (12-4-22)
Fouls	24	vs. San Diego Christian (11-9-22)

## Aztec Team Lows

Points	44	vs. Georgia (12-21-22)
Field Goals Made	15	vs. Georgia (12-21-22)
Field Goal Attempts	46	vs. Miami Ohio (12-20-22)
Field Goal Percentage	.305 (18-59)	vs. Portland (11-18-22)
3-pt Field Goals Made	2	vs. Miami Ohio (12-20-22)
3-pt Field Goals Attempted	8	vs. San Francisco (12-4-22)
3-pt Field Goal Percentage	.125 (3-24)	vs. UNLV (1-7-23)
Free Throws Made	1	vs. Southeastern Louisiana (11-15-22)
Free Throws Attempted	1	vs. Southeastern Louisiana (11-15-22)
FT Percentage (Min 10 att.)	.500 (11-22)	vs. San Diego Christian (11-9-22)
Rebounds	22	vs. Georgia (12-21-22)
Assists	7	vs. Miami Ohio (12-20-22)
Steals	2	at Colorado State (1-16-23)
Blocked Shots	0	Three times with 0
Turnovers	8	at Wyoming (1-21-23) vs. UNLV (1-7-23)
Fouls	10	vs. Grambling State (11-22-22)

## Aztec Scoring

First Half High	51	vs. Fresno State (1-26-23) vs. Antelope Valley (11-12-22)
First Quarter High	24	at Utah State (12-31-22)
Second Quarter High	31	vs. Fresno State (1-26-23)
Second Half High	44	at Utah State (12-31-22) vs. Antelope Valley (11-12-22)
Third Quarter High	31	at Utah State (12-31-22)
Fourth Quarter High	26	at UC San Diego (12-1-22)
First Half Low	16	vs. Georgia (12-21-22) at No. 2 Stanford (11-7-22)
First Quarter Low	4	at No. 2 Stanford (11-7-22)
Second Quarter Low	3	vs. Boise State (1-14-23)
Second Half Low	24	at Fresno State (1-11-23) vs. San Francisco (12-4-22)
Third Quarter Low	10	vs. Sacramento State (12-7-22)
Fourth Quarter Low	8	at Colorado State (1-16-23)
Largest Halftime Lead	38 (51-13)	vs. Antelope Valley (11-12-22)
Largest Halftime Deficit	26 (16-42)	at No. 2 Stanford (11-7-22)
Largest Margin of Victory	54 (95-41)	vs. Antelope Valley (11-12-22)
Largest Loss	38 (48-86)	at No. 2 Stanford (11-7-22)
Largest Deficit in a Win	13 (31-44)	vs. New Mexico (1-19-23)
Largest Lead in a Loss	13 (17-4)	at Boise State (1-30-23)

## Opponent Team Highs

Points	85	at No. 2 Stanford (11-7-22)
Field Goals Made	32	at No. 2 Stanford (11-7-22)
Field Goal Attempts	62	vs. San Francisco (12-4-22) at No. 2 Stanford (11-7-22)
Field Goal Percentage	.519 (27-52)	at Colorado State (1-16-23)
3-pt Field Goals Made	11	vs. New Mexico (1-19-23) at No. 2 Stanford (11-7-22)
3-pt Field Goals Attempts	30	at No. 2 Stanford (11-7-22)
3-pt FG Percentage (Min 10 Att)	.667 (8-12)	Boise State (1-30-23)
Free Throws Made	19	vs. Fresno State (1-26-23)
Free Throws Attempts	23	vs. San Diego (12-10-22)
FT Percentage (Min 10 att.)	.929 (13-14)	at Fresno State (1-11-23) .929 (13-14) vs. Sacramento State (12-7-22)
Rebounds	50	at No. 2 Stanford (11-7-22)
Assists	26	at No. 2 Stanford (11-7-22)
Steals	12	vs. Nevada (1-5-23) vs. Portland (11-18-22)
Blocked Shots	7	Boise State (1-30-23) vs. Boise State (1-14-23) at No. 2 Stanford (11-7-22)
Turnovers	37	vs. San Diego Christian (11-9-22)
Fouls	28	vs. Antelope Valley (11-12-22)

## Opponent Team Lows

Points	30	vs. San Diego Christian (11-9-22)
Field Goals Made	10	vs. San Diego Christian (11-9-22)
Field Goal Attempts	44	at Fresno State (1-11-23) vs. Miami Ohio (12-20-22) vs. Georgia (12-21-22) vs. Seattle (11-25-22)
Field Goal Percentage	.213 (10-47)	vs. San Diego Christian (11-9-22)
3-pt Field Goals Made	1	vs. San Diego Christian (11-9-22)
3-pt Field Goal Attempts	8	vs. Georgia (12-21-22)
3-pt Field Goal Percentage	.083 (1-12)	vs. San Diego Christian (11-9-22)
Free Throws Made	3	vs. Grambling State (11-22-22)
Free Throw Attempts	4	vs. Grambling State (11-22-22)
FT Percentage (Min 10 att.)	.500 (8-16)	vs. Southeastern Louisiana (11-15-22)
Rebounds	25	at Colorado State (1-16-23) vs. Miami Ohio (12-20-22) vs. Southeastern Louisiana (11-15-22)
Assists	4	vs. Fresno State (1-26-23) vs. Grambling State (11-22-22) vs. San Diego Christian (11-9-22)
Steals	1	vs. Boise State (1-14-23)
Blocked Shots	0	vs. UNLV (1-7-23)
Turnovers	5	at Colorado State (1-16-23)
Fouls	10	vs. Southeastern Louisiana (11-15-22)

## Opponent Scoring

First Half High	42	at No. 2 Stanford (11-7-22)
First Quarter High	25	at No. 2 Stanford (11-7-22)
Second Quarter High	22	vs. UNLV (1-7-23)
Second Half High	44	at No. 2 Stanford (11-7-22)
Third Quarter High	27	at No. 2 Stanford (11-7-22)
Fourth Quarter High	24	at Wyoming (1-21-23)
First Half Low	10	vs. San Diego Christian (11-9-22)
First Quarter Low	3	vs. San Diego (12-10-22)
Second Quarter Low	5	vs. Seattle (11-25-22) vs. San Diego Christian (11-9-22)
Second Half Low	15	San Jose State (1-28-23)
Third Quarter Low	5	San Jose State (1-28-23)
Fourth Quarter Low	3	vs. Southeastern Louisiana (11-15-22)
Largest Halftime Lead	26 (42-16)	at No. 2 Stanford (11-7-22)
Largest Halftime Deficit	38 (13-51)	vs. Antelope Valley (11-12-22)
Largest Margin of Victory	38 (86-48)	at No. 2 Stanford (11-7-22)
Largest Loss	54 (41-95)	vs. Antelope Valley (11-12-22)
Largest Deficit in a Win	13 (4-17)	at Boise State (1-30-23)
Largest Lead in a Loss	13 (44-31)	vs. New Mexico (1-19-23)

## 2022-23 MISCELLANEOUS STATS

### ► THE LAST TIME AN AZTEC...

#### Scored 20-24 points

21, Asia Avinger, 1-19-23, vs. New Mexico

#### Scored 25-29 points

25, Asia Avinger, 1-7-23 vs. UNLV

#### Scored 30-39 points

30, Asia Avinger, 1-15-22 vs. Boise State

#### Scored 40+ points

41, Chana Perry, 1-2-88 vs. Northern Illinois

#### Had 20+ rebounds

27, Chana Perry, 11-25-88 vs. Alabama State

#### Had 15-19 rebounds

16, Mallory Adams, 3-11-19 vs. [2] New Mexico

#### Had 10-14 rebounds

11, Kim Villalobos, 11-22-22 vs. Grambling State

#### Had 10+ assists

10, Sophia Ramos, 2-16-21 vs. UNLV

#### Had A Double-Double

Kim Villalobos, 10 points, 11 rebounds, 11-22-22 vs. Grambling State

#### Had A Triple-Double

Chelsea Hopkins, 13 points, 11 rebounds, 12 assists, 3-9-13 vs. Boise State

### ► The Last Time San Diego State...

#### Had two players score 20 points in the same game

Asia Avinger (30) & Mallory Adams (25), 1-15-22 vs. Boise State

#### Had two players with a double-double in the same game

Mallory Adams (13 points & 10 rebounds) & Kim Villalobos (13 points & 10 rebounds)  
2-16-22 vs. San Jose State

#### Scored 100+ points

101, vs. Colorado State (101-62), 1-25-92

#### Allowed 100+ points

104, vs. UCLA (56-104), 12-11-98

#### Won by 20+ points

20, vs. San Jose State (1-28-23)

#### Won by 30+ points

34, at Utah State (89-55), 12-31-22

#### Won by 40+ points

54, vs. Antelope Valley (95-41), 11-12-22

#### Won in Overtime

at Colorado State (64-61), 2-24-20

#### Lost in Overtime

at Colorado State (77-84), 12-10-20 (2 OT)

### ► 2022-23 AZTEC LEADERS

#### Double-Figure Scoring Games

Sophia Ramos (18), Asia Avinger (12), Yummy Morris (12), Kim Villalobos (10), Abby Prohaska (9), Mercedes Staples (9), Alex Crain (3), Sarah Barcello (1), Khylee Pepe (1), Meghan Fiso (1)

#### SDSU High Scorer\*

Abby Prohaska (6), Asia Avinger (6), Mercedes Staples (5), Sophia Ramos (5), Yummy Morris (2), Kim Villalobos (2), Alex Crain (1), Meghan Fiso (1)

#### Double-Figure Rebounding Games

Abby Prohaska (1), Khylee Pepe (1), Kim Villalobos (1)

#### Double-Doubles

Abby Prohaska (1), Khylee Pepe (1), Kim Villalobos (1)

#### Games Led SDSU In Rebounds\*

Yummy Morris (9), Kim Villalobos (8), Abby Prohaska (4), Mercedes Staples (3), Khylee Pepe (3), Asia Avinger (2), Sarah Barcello (2), Sophia Ramos (1)

#### Games Led SDSU In Assists\*

Asia Avinger (12), Sophia Ramos (10), Mercedes Staples (3), Sarah Barcello (2), Alex Crain (2), Kim Villalobos (2), Abby Prohaska (2), Khylee Pepe (1)

#### Games Led SDSU In Steals\*

Asia Avinger (10), Sophia Ramos (9), Abby Prohaska (7), Kim Villalobos (5), Mercedes Staples (4), Yummy Morris (2), Alex Crain (2), Khylee Pepe (2), Sarah Barcello (1)

#### Games Led SDSU In Blocks\*

Yummy Morris (11), Kim Villalobos (7), Khylee Pepe (5), Sophia Ramos (4), Asia Avinger (3), Abby Prohaska (2), Sarah Barcello (2), Mercedes Staples (1)

\*Includes ties

### ► 2022-23 SPECIALTY STATS

#### San Diego State/Opponent

	Points in Paint	Points off TOs	2nd Chance Points	Fast Break Points	Bench Points
at No. 2 Stanford (L)	16/38	10/17	7/15	2/7	21/48
vs. San Diego Christian (W)	46/16	38/4	16/3	28/1	29/7
vs. Antelope Valley (W)	42/12	34/7	20/8	27/4	46/21
vs. Southeastern La. (W)	36/14	17/14	6/2	11/2	14/7
vs. Portland (W)	20/28	21/10	15/5	10/3	10/27
vs. Grambling State (W)	36/18	11/9	7/9	8/0	10/9
vs. Seattle (W)	50/14	41/6	6/5	12/3	19/23
at UC San Diego (W)	34/16	22/23	7/11	15/6	33/23
vs. San Francisco (L)	22/34	9/24	4/4	4/11	16/42
vs. Sacramento State (W)	18/28	23/9	4/14	13/4	21/6
vs. San Diego (W)	22/16	17/13	6/9	13/2	22/11
vs. Miami Ohio (W)	34/20	20/20	11/2	5/8	7/2
vs. Georgia (L)	12/18	25/16	9/15	5/8	3/33
at Utah State (W)	46/18	33/12	4/5	6/8	30/18
vs. Nevada (W)	38/30	16/9	5/7	6/9	22/22
vs. UNLV (L)	38/30	18/12	1/19	8/5	6/32
at Fresno State (W)	22/24	16/7	13/6	9/4	9/11
vs. Boise State (W)	26/18	22/2	6/8	10/5	4/18
at Colorado State (L)	16/30	0/16	3/2	2/16	6/7
vs. New Mexico (W)	36/24	12/10	2/7	12/5	9/7
at Wyoming (L)	34/42	11/5	6/3	2/4	24/21
vs. Fresno State (W)	36/26	22/11	10/7	12/2	25/12
vs. San Jose State (W)	28/18	18/12	8/7	16/5	14/10
at Boise State (L)	28/12	25/7	8/4	11/10	17/12

► 2022-23 AZTEC GAME-BY-GAME POINTS-REBOUNDS-ASSISTS

Opponent	0 Khylee Pepe	1 Asia Avinger	2 Sophia Ramos	5 Yummy Morris	12 Mercedes Staples	13 Meghan Fiso	20 Sarah Barcello	21 Alex Crain	22 Natalija Grizelj	23 Kim Villalobos	24 Abby Prohaska
at No. 2 Stanford (L)	4-3-2	DNP	4-0-1	4-3-1	7-3-2	9-1-0	0-0-2	9-0-0	0-0-0	7-2-0	4-3-1
vs. San Diego Christian (W)	10-13-1	DNP	16-4-4	13-4-1	16-4-3	11-2-1	0-7-4	3-6-4	0-2-0	4-6-1	8-5-2
vs. Antelope Valley (W)	15-4-3	13-4-4	10-6-1	8-5-0	12-3-1	6-4-0	6-7-1	3-2-2	0-0-0	6-6-3	16-10-0
vs. Southeastern Louisiana (W)	0-1-0	11-6-7	8-1-2	8-1-1	18-6-3	2-2-0	6-7-0	2-0-1	DNP	10-6-3	4-4-1
vs. Portland (W)	6-3-0	DNP	12-1-3	11-8-1	20-3-0	2-2-1	0-6-0	0-1-3	DNP	2-6-2	2-3-2
vs. Grambling State (W)	DNP	DNP	16-5-7	12-4-3	3-4-4	2-1-1	2-3-0	7-2-1	0-0-0	10-11-1	15-3-4
vs. Seattle (W)	DNP	DNP	8-4-4	19-4-0	5-5-2	9-5-2	2-7-1	7-1-0	0-0-0	14-4-7	6-2-1
at UC San Diego (W)	2-3-2	10-2-6	12-2-3	0-3-2	7-7-2	3-1-0	5-1-0	DNP	DNP	10-4-0	23-4-3
vs. San Francisco (L)	2-2-0	12-2-1	5-5-3	3-4-0	13-9-4	DNP	4-0-1	6-1-0	DNP	7-4-0	4-3-0
vs. Sacramento State (W)	0-2-0	6-4-3	10-5-5	6-2-0	20-4-3	DNP	0-1-0	13-1-0	DNP	7-3-0	8-6-1
vs. San Diego (W)	4-2-0	9-3-5	18-5-1	4-2-0	9-4-2	DNP	3-1-0	11-1-1	DNP	6-5-5	4-1-4
vs. Miami Ohio (W)	5-3-0	25-3-3	11-5-3	7-2-0	DNP	DNP	0-0-0	2-2-0	DNP	6-3-0	10-7-1
vs. Georgia (L)	0-0-0	9-1-2	11-3-4	6-4-0	DNP	DNP	3-1-1	0-1-3	0-0-0	4-6-1	11-4-2
at Utah State (W)	7-7-3	12-3-3	15-4-6	10-2-0	DNP	DNP	11-1-1	7-1-4	0-0-0	9-5-0	18-4-7
vs. Nevada (W)	2-1-0	8-5-9	16-2-3	14-3-0	DNP	DNP	8-3-0	12-3-3	DNP	9-7-1	11-2-3
vs. UNLV (L)	0-1-2	25-1-6	10-2-4	10-6-0	DNP	DNP	6-4-0	0-0-0	DNP	17-5-0	2-3-1
at Fresno State (W)	4-4-0	4-3-6	13-7-2	14-8-1	DNP	DNP	0-0-1	5-1-0	DNP	2-4-0	7-3-2
vs. Boise State (W)	2-1-0	18-3-5	13-2-2	4-8-0	DNP	DNP	2-3-2	0-2-2	DNP	14-7-2	2-5-2
at Colorado State (L)	0-0-0	4-7-5	15-3-5	0-3-0	2-1-0	DNP	0-2-1	4-0-2	DNP	12-7-0	21-5-0
vs. New Mexico (W)	2-2-0	21-2-4	15-3-0	8-6-1	5-5-2	DNP	0-0-0	2-3-0	DNP	6-1-3	6-2-4
at Wyoming (W)	6-3-0	13-3-3	10-5-2	12-8-0	10-3-3	DNP	6-3-0	2-1-2	DNP	10-5-0	4-2-1
vs. Fresno State (W)	4-3-2	10-6-3	8-5-7	10-5-1	8-2-1	DNP	9-1-0	4-1-0	0-0-0	11-4-5	11-2-2
vs. San Jose State (W)	0-3-0	7-6-3	12-2-6	10-7-1	12-2-0	DNP	1-2-2	1-1-0	0-0-0	14-3-1	2-4-1
at Boise State (L)	0-0-0	13-6-3	7-5-5	10-7-0	12-5-1	DNP	0-0-0	0-1-1	DNP	9-2-2	6-0-1

**Starting Lineups**

Game	F/C	F	G	G	G
at No. 2 Stanford (L)	Morris	Villalobos	Staples	Barcello	Crain
vs. San Diego Christian (W)	Morris	Villalobos	Staples	Ramos	Crain
vs. Antelope Valley (W)	Morris	Villalobos	Staples	Ramos	Avinger
vs. Southeastern La. (W)	Morris	Villalobos	Staples	Ramos	Avinger
vs. Portland (W)	Morris	Villalobos	Staples	Ramos	Crain
vs. Grambling State (W)	Morris	Villalobos	Staples	Ramos	Prohaska
vs. Seattle (W)	Morris	Villalobos	Staples	Ramos	Prohaska
at UC San Diego (W)	Morris	Villalobos	Staples	Ramos	Avinger
vs. San Francisco (L)	Morris	Villalobos	Staples	Ramos	Avinger
vs. Sacramento State (W)	Morris	Villalobos	Staples	Ramos	Avinger
vs. Miami Ohio (W)	Morris	Villalobos	Prohaska	Ramos	Avinger
vs. Georgia (L)	Morris	Villalobos	Prohaska	Ramos	Avinger
at Utah State (W)	Morris	Villalobos	Prohaska	Ramos	Crain
vs. Nevada (W)	Morris	Villalobos	Prohaska	Ramos	Avinger
vs. UNLV (L)	Morris	Villalobos	Prohaska	Ramos	Avinger
at Fresno State (W)	Morris	Villalobos	Prohaska	Ramos	Avinger
vs. Boise State (W)	Morris	Villalobos	Prohaska	Ramos	Avinger
at Colorado State (L)	Morris	Villalobos	Prohaska	Ramos	Avinger
vs. New Mexico (W)	Morris	Villalobos	Prohaska	Ramos	Avinger
at Wyoming (W)	Morris	Villalobos	Prohaska	Ramos	Avinger
vs. Fresno State (W)	Morris	Villalobos	Prohaska	Ramos	Avinger

**Starting Lineups**

Game	F/C	F	G	G	G
vs. San Jose State (W)	Morris	Villalobos	Prohaska	Ramos	Avinger
at Boise State (L)	Morris	Villalobos	Prohaska	Ramos	Avinger

**Lineup Records**

Morris, Villalobos, Prohaska, Ramos, Avinger, 8-4  
 Morris, Villalobos, Staples, Ramos, Avinger, 4-1  
 Morris, Villalobos, Staples, Ramos, Crain, 2-0  
 Morris, Villalobos, Staples, Ramos, Prohaska, 2-0  
 Morris, Villalobos, Prohaska, Ramos, Crain, 1-0  
 Morris, Villalobos, Staples, Barcello, Crain, 0-1





**KHYLEE PEPE**  
So. | 5-11 | G/F  
Long Beach, Calif.  
Bishop Montgomery HS

0



**ASIA AVINGER**  
So. | 5-7 | G  
Cerritos, Calif.  
Rosary HS

1



**SOPHIA RAMOS**  
Sr. | 5-9 | G  
San Antonio, Texas  
Incarnate Word HS

2



**BAILEE CHYNOWETH**  
Jr. | 5-11 | G  
Austin, Texas  
Westlake HS

4



**YUMMY MORRIS**  
Sr. | 6-2 | F  
North Little Rock, Ark.  
TCU/North Little Rock HS

5




**JAIDA BROOKS**  
Fr. | 5-6 | G  
Phoenix, Ariz.  
PHH Prep

11



**MERCEDES STAPLES**  
Sr. | Jr. | G  
Centerville, Utah  
Minnesota/Viewmont HS

12



**MEGHAN FISO**  
Jr. | 5-10 | G  
Seattle, Wash.  
Michigan/Garfield HS

13



**SARAH BARCELLO**  
Sr. | 5-11 | G  
Phoenix, Ariz.  
Marist/Seton Catholic Prep

20



**ALEX CRAIN**  
Sr. | 5-9 | G  
McKinney, Texas  
TCU/Dallas Thunder

21



**NATALIA GRIZELJ**  
Fr. | 5-9 | G  
Sunnyvale, Calif.  
Saint Francis HS

22



**KIM VILLALOBOS**  
Jr. | 6-0 | F  
Los Angeles, Calif.  
Chaminade HS

23



**ABBY PROHASKA**  
Sr. | 5-9 | G  
Liberty Township, Ohio  
Lakota West HS

24



**ADRYANA QUEZADA**  
Sr. | 5-10 | G/F  
Frisco, Texas  
Utah State/Lone Star HS

32



**STACIE TERRY-HUTSON**  
Head Coach  
10th Season  
UT Arlington (1998)

HC



**JASON GLOVER**  
Assistant Coach  
Second Season  
Grand Canyon (1985)

AC



**KELLIE LEWIS**  
Assistant Coach  
Second Season  
Boise State (1998)

AC



**JON SILVER**  
Assistant Coach  
Second Season as AC (7th overall)  
UCLA (2009), LSU (2017)

AC