



SAN DIEGO STATE WOMEN'S BASKETBALL

2022-23 GAME NOTES

Ben Pearson, Assistant Media Relations Director • E-mail: ben.pearson@sdsu.edu • Office: 619-594-5547

2022-23 SCHEDULE

| Date | Opponent | Time/Result |
|----------------|-----------------------------------|-----------------|
| Nov. 7 | at No. 2/2 Stanford | L, 48-86 |
| Nov. 9 | vs. San Diego Christian | W, 81-30 |
| Nov. 12 | vs. Antelope Valley | W, 95-41 |
| Nov. 15 | vs. Southeastern Louisiana | W, 69-53 |
| Nov. 18 | vs. Portland | W, 53-51 |
| Nov. 22 | vs. Grambling State | W, 66-41 |
| Nov. 25 | vs. Seattle | W, 70-36 |
| Dec. 1 | at UC San Diego | W, 72-60 |
| Dec. 4 | vs. USF (at Chase Center) | L, 56-65 |
| Dec. 7 | vs. Sacramento State | W, 70-59 |
| Dec. 10 | vs. San Diego | W, 68-45 |
| Dec. 20 | vs. Miami (Ohio) [^] | W, 66-57 |
| Dec. 21 | vs. Georgia [^] | L, 44-63 |
| Dec. 31 | at Utah State* | W, 89-55 |
| Jan. 5 | Nevada* | W, 80-70 |
| Jan. 7 | UNLV* | L, 70-76 |
| Jan. 11 | at Fresno State* | W, 49-43 |
| Jan. 14 | Boise State* | W, 55-42 |
| Jan. 16 | at Colorado State* | L, 58-71 |
| Jan. 19 | New Mexico* | W, 65-61 |
| Jan. 21 | at Wyoming* | W, 73-66 |
| Jan. 26 | Fresno State* | W, 75-56 |
| Jan. 28 | San Jose State* | W, 59-39 |
| Jan. 30 | at Boise State* | L, 57-62 |
| Feb. 4 | at New Mexico* | L, 78-83 |
| Feb. 9 | at Nevada* | W, 67-51 |
| Feb. 11 | at San Jose State* | W, 80-55 |
| Feb. 16 | Colorado State* | 6 p.m. |
| Feb. 18 | Wyoming* | 1 p.m. |
| Feb. 25 | at UNLV* | 2 p.m. |
| Feb. 28 | Air Force* | 6 p.m. |

* Mountain West game
[^] at West Palm Beach Invitational
 Home games in **Bold**
 All times listed in Pacific

Game 28 | vs. Colorado State | Thursday February 16, 6 p.m. PT | Steve Fisher Court at Viejas Arena | San Diego, Calif.

LIVE MEDIA: Mountain West Network | Live Stats



SAN DIEGO STATE
 2022-23 Record: 20-7 (10-4 MW)
 Head Coach: Stacie Terry-Hutson
 10th Year at San Diego State



COLORADO STATE
 2022-23 Record: 17-8 (10-4 MW)
 Head Coach: Ryun Williams
 12th Year at Colorado State

TEAM LEADERS

| | |
|------------|----------------------|
| Scoring | Asia Avinger - 12.1 |
| Rebounding | Kim Villalobos - 5.0 |
| Assists | Asia Avinger - 4.4 |

TEAM LEADERS

| | |
|------------|--------------------------|
| Scoring | McKenna Hofschild - 21.1 |
| Rebounding | Cali Clark - 6.5 |
| Assists | McKenna Hofschild - 7.3 |

- The Aztecs host Colorado State Thursday at 6 p.m. for their annual Play4Kay Pink Game.
- SDSU is in a three-way tie for second place with Wyoming and Colorado State. After playing CSU Thursday, the Aztecs host Wyoming Saturday.
- SDSU is coming off an 80-55 win at San Jose St., which concluded a stretch of four straight road games, their longest in MW history.
- Kim Villalobos (19 points and 11 rebounds) and Sophia Ramos (16 points and 13 assists) both had double-doubles.
- Ramos' 13 assists was a career-high and the most by an Aztec in 10 years (Chelsea Hopkins).
- SDSU's 20 wins are their most since the 2012-13 season. San Diego State is one of four schools to have both their men's and women's teams have 20 or more wins (Gonzaga, Texas, UCLA).
- Defensively, SDSU is first in the MW in points allowed (56.3) and 3-point % defense (.281) and 2nd in steals per game (10.3).
- On offense, the Aztecs lead the conference in assists per game (15.4).
- SDSU is in the top 30 in the nation in scoring defense (56.3), steals per game (10.3) and turnover margin (+4.7).
- The Aztecs have a 1.28 assist-to-turnover ratio in MW play. Their 1.08 ratio on the season is their best since the 1983-84 season.
- SDSU has six players averaging between 8.0 and 13.0 points/game.
- SDSU has six players in their fifth year of college. All six have played in at least 100 games and are pursuing a master's degree.
- The Aztecs also have six players who were top 100 recruits coming out of high school.
- Sophia Ramos is the only player in the nation with at least 1,800 points, 600 rebounds and 500 assists in her career.
- Ramos is second in school history in points and assists and is in the top three in program history in five other statistical categories including games (1st), made free throws (3rd), and made threes (3rd).
- Mercedes Staples is shooting 44.6% from three on the year & 40.1 percent at SDSU, both are the best in program history.
- Asia Avinger is the only player in the nation to average at least 12 points, four assists and two steals per game while shooting at least 50 percent from the floor.
- SDSU is 16-2 when scoring 60 or more points and 16-0 when their opponent is held under 60.
- In their 26 games, SDSU has had fewer turnovers than their opponent 21 times.
- SDSU has had more steals than their opponent in all but five games and their 10.3 swipes per game is 30th in the country.
- 15 of SDSU's 20 wins have been by double-digits and eight have been by at least 20 points.
- The Aztecs have held their opponent under 50 points eight times and under 40 percent shooting 16 times.
- SDSU is 13-1 at home this season with an average margin of victory of 19.8 points. Since the beginning of last year, the Aztecs are 23-6 inside Viejas Arena. SDSU's men's and women's teams have the most combined home wins in the nation.
- The Aztecs' 10-3 non-conference winning percentage was their best since the 1995-96 season (10-2, .833). According to the NET, SDSU played the second-hardest non-conference schedule in the Mountain West.

SAN DIEGO STATE AZTECS 2022-23 ROSTER

| No. | Name | Pos. | Ht. | Yr. | PPG | RPG | APG | Individual Player Notes |
|-----|------------------|------|------|-----|------|-----|-----|--|
| 0 | Khylee Pepe | G/F | 5-11 | So. | 3.4 | 2.7 | 0.7 | Most off. rebs per min on team... Had 1st career double-double vs. SDCC (11-9) with career-high 13 rebs. |
| 1 | Asia Avinger | G | 5-7 | So. | 12.1 | 3.5 | 4.4 | Has 4 20+ point games... 1st in steals and 3rd in assists in the Mountain West in conference play. |
| 2 | Sophia Ramos | G | 5-9 | Sr. | 12.0 | 3.6 | 3.9 | 2nd all-time at SDSU in scoring & assists... Only player in nation with 1,800 pts, 600 rebs, 500 assists. |
| 4 | Bailee Chynoweth | G | 5-11 | Jr. | -- | -- | -- | Former walk-on that was awarded scholarship in 2nd semester last year. |
| 5 | Yummy Morris | F | 6-2 | Sr. | 9.0 | 4.4 | 0.5 | 7 straight scoring double-digits... 59 FG% in MW games... 107 games at TCU... Adopted sister of Alex Crain. |
| 11 | Jaida Brooks | G | 5-6 | Fr. | -- | -- | -- | Played alongside five DI commits at PHH Prep (Phoenix)... Averaged 12 ppg, 4.5 apg and 3.0 rpg as a Sr. |
| 12 | Mercedes Staples | G | 5-10 | Sr. | 10.4 | 4.4 | 1.8 | Shooting 40.6% from 3 at SDSU and 46% this year, both are the best in school history... 5th year senior. |
| 13 | Meghan Fiso | G | 5-10 | Jr. | 5.5 | 2.3 | 0.6 | Out with foot injury... Scored nine or more points three times... Michigan transfer... Top 40 recruit in 2020. |
| 20 | Sarah Barcello | G | 5-11 | Sr. | 2.8 | 2.2 | 0.7 | 43% from 3 in MW play... Marist transfer... Missed last season w/ injury... All-MAAC 3rd Team in 20-21. |
| 21 | Alex Crain | G | 5-9 | Sr. | 3.9 | 1.4 | 1.3 | Career-high 13 pts vs. Sac St... 7 steals vs. SDCC, most since 2013... Working on 2nd Master's degree. |
| 22 | Natalija Grizelj | G | 5-9 | Fr. | 0.0 | 0.2 | 0.0 | Walk-on... Averaged 14.1 ppg, 4.6 rpg & 2.5 apg as a HS senior (St. Francis)... All-State honorable mention. |
| 23 | Kim Villalobos | F | 6-0 | Jr. | 8.9 | 5.0 | 1.6 | 10.6 ppg & 55 FG% in MW play... Started every game... Played w El Salvador Nat'l Team over the summer. |
| 24 | Abby Prohaska | G | 5-9 | Sr. | 8.0 | 3.5 | 2.0 | Has 2 20+ point games... 87% from FT line... Played in 74 games (9 in NCAAs) at Notre Dame. |
| 32 | Adryana Quezada | G/F | 5-10 | Sr. | -- | -- | -- | Redshirting this year... All-MW honorable mention pick at Utah St. last year... 53.6 FG% last season. |

Head Coach: Stacie Terry-Hutson (UT Arlington, 1998) | 10th Season at SDSU

Assistant Coaches: Jason Glover (Grand Canyon, 1985), Kellie Lewis (Boise State, 1998), Jon Silver (UCLA, 2009; LSU 2017)

Director of Player Personnel: Mel Boscarino (Dominican University of California, 2016; San Francisco, 2018)

Operations Assistant: Jordan Mottershaw (Western Oregon, 2017; Cal State San Bernardino, 2019) | Graduate Assistant: Kibrom Gebregziabher (San Diego State, 2021)

PERSONNEL SUMMARY

Returning Starters (3):

Asia Avinger, So., G (12.0 ppg, 3.9, apg, 96 made FTs)
 Sophia Ramos, Sr., G (14.9 ppg, 5.2 rpg, 3.3 apg)
 Mercedes Staples, Sr., G (10.3 ppg, 4.0 rpg, 39.2% from 3)

Starters Lost (2):

Mallory Adams, F (10.4 ppg, 6.7 rpg, 56 made 3s)
 Kamaria Gipson, C (18 starts)

Other Letterwinners Returning (5):

Alex Crain, G (20 games, 1.3 ppg)
 Meghan Fiso, G (24 games, 1.4 ppg)
 Khylee Pepe, F (25 games, 2.7 ppg, 2.9 rpg)
 Kim Villalobos, F (6.7 ppg, 5.5 rpg, 48.8 FG%)

Other Players Returning (1):

Bailee Chynoweth, G (9 games)

Other Letterwinners Lost (2):

Kiara Edwards, F (23 games, 1.9 ppg)
 Isabela Hernandez, G/F (31 games, 2.3 ppg)

Other Players Lost (2):

Jayden Perez, G (2 games)
 Flo Vinerte, F (13 games)

Newcomers (6):

Sarah Barcello, G, Sr., (Marist, 12.6 ppg in 2020-21)
 Jaida Brooks, G, Fr., (PHH Prep, Phoenix Ariz.)
 Natalija Grizelj, G, Fr. (Saint Francis HS, Sunnyvale, Calif.)
 Yummy Morris, F, Sr., (TCU, 107 games, 23 starts)
 Abby Prohaska, G, Sr., (Notre Dame, 74 games, 9 in NCAAs)
 Adryana Quezada*, G/F, Sr., (Utah St., 15.2 ppg, 7.9 rpg in 21-22)
 * Will redshirt in 2022-23

ROSTER BREAKDOWN

By Class

Seniors (7): Barcello, Crain, Morris, Prohaska, Quezada, Ramos, Staples; **Juniors (3):** Chynoweth, Fiso, Villalobos
Sophomores (2): Avinger, Pepe; **Freshmen (2):** Brooks, Grizelj

By State (6)

Arizona (2): Barcello, Brooks; **Arkansas (1):** Morris;
California (4): Avinger, Grizelj, Pepe, Villalobos; **Ohio (1):** Prohaska;
Texas (4): Chynoweth, Crain, Quezada, Ramos;
Washington (1): Fiso

By Position

Forwards (3): Morris, Quezada, Villalobos; **Guards (11):** Avinger, Barcello, Brooks, Chynoweth, Crain, Grizelj, Fiso, Pepe, Prohaska, Ramos, Staples

By Height

6-2 (1): Morris; **6-0 (1):** Villalobos; **5-11 (3):** Barcello, Chynoweth, Pepe; **5-10 (3):** Fiso, Quezada, Staples; **5-9 (4):** Crain, Grizelj, Prohaska, Ramos; **5-7 (1):** Avinger; **5-6 (1):** Brooks

2022-23 NUMERICAL ROSTER

| No. | Name | Pos. | Ht. | Yr. | Hometown (Previous School/High School) |
|-----|------------------|------|------|------|--|
| 0 | Khylee Pepe | G | 5-11 | So. | Long Beach, Calif. (Bishop Montgomery HS) |
| 1 | Asia Avinger | G | 5-7 | So.* | Cerritos, Calif. (Rosary HS) |
| 2 | Sophia Ramos | G | 5-9 | Sr.^ | San Antonio, Texas (Incarnate Word HS) |
| 4 | Bailee Chynoweth | G | 5-11 | Jr. | Austin, Texas (Westlake HS) |
| 5 | Yummy Morris | F | 6-2 | Sr.^ | North Little Rock, Ark. (TCU/North Little Rock HS) |
| 11 | Jaida Brooks | G | 5-6 | Fr. | Phoenix, Ariz. (PHH Prep) |
| 12 | Mercedes Staples | G | 5-10 | Sr.^ | Centerville, Utah (Minnesota/Viewmont HS) |
| 13 | Meghan Fiso | G | 5-10 | Jr. | Seattle, Wash. (Michigan/Garfield HS) |
| 20 | Sarah Barcello | G | 5-11 | Sr. | Phoenix, Ariz. (Marist/Seton Catholic Prep) |
| 21 | Alex Crain | G | 5-9 | Sr.^ | McKinney, Texas (TCU/Dallas Thunder) |
| 22 | Natalija Grizelj | G | 5-9 | Fr. | Sunnyvale, Calif. (Saint Francis HS) |
| 23 | Kim Villalobos | G/F | 6-0 | Jr. | Los Angeles, Calif. (Chaminade HS) |
| 24 | Abby Prohaska | G | 5-9 | Sr. | Liberty Township, Ohio (Notre Dame/Lakota West HS) |
| 32 | Adryana Quezada | G/F | 5-10 | Sr.# | Frisco, Texas (Utah State/Lone Star HS) |

2022-23 ALPHABETICAL ROSTER

| No. | Name | Pos. | Ht. | Yr. | Hometown (Previous School/High School) |
|-----|------------------|------|------|------|--|
| 1 | Asia Avinger | G | 5-7 | So.* | Cerritos, Calif. (Rosary HS) |
| 20 | Sarah Barcello | G | 5-11 | Sr. | Phoenix, Ariz. (Marist/Seton Catholic Prep) |
| 11 | Jaida Brooks | G | 5-6 | Fr. | Phoenix, Ariz. (PHH Prep) |
| 4 | Bailee Chynoweth | G | 5-11 | Jr. | Austin, Texas (Westlake HS) |
| 21 | Alex Crain | G | 5-9 | Sr.^ | McKinney, Texas (TCU/Dallas Thunder) |
| 13 | Meghan Fiso | G | 5-10 | Jr. | Seattle, Wash. (Michigan/Garfield HS) |
| 22 | Natalija Grizelj | G | 5-9 | Fr. | Sunnyvale, Calif. (Saint Francis HS) |
| 5 | Yummy Morris | F | 6-2 | Sr.^ | North Little Rock, Ark. (TCU/North Little Rock HS) |
| 0 | Khylee Pepe | G | 5-11 | So. | Long Beach, Calif. (Bishop Montgomery HS) |
| 24 | Abby Prohaska | G | 5-9 | Sr. | Liberty Township, Ohio (Notre Dame/Lakota West HS) |
| 32 | Adryana Quezada | G/F | 5-10 | Sr.# | Frisco, Texas (Utah State/Lone Star HS) |
| 2 | Sophia Ramos | G | 5-9 | Sr.^ | San Antonio, Texas (Incarnate Word HS) |
| 12 | Mercedes Staples | G | 5-10 | Sr.^ | Centerville, Utah (Minnesota/Viewmont HS) |
| 23 | Kim Villalobos | G/F | 6-0 | Jr. | Los Angeles, Calif. (Chaminade HS) |

* Has utilized redshirt season
 ^ Utilizing extra year of eligibility offered by the NCAA due to COVID-19
 # Redshirting in 2022-23

Head Coach: Stacie Terry-Hutson (UT Arlington, 1998), 10th season at SDSU
 Assistant Coach: Jason Glover (Grand Canyon, 1985), Second season at SDSU
 Assistant Coach: Kellie Lewis (Boise State, 1998), Second season at SDSU
 Assistant Coach: Jon Silver (UCLA, 2009; LSU 2017), Seventh season at SDSU (Second as AC)
 Director of Player Development: Mel Boscarino (Dominican University, 2016), Second season at SDSU
 Director of Operations: Jordan Mottershaw (Western Oregon, 2017; Cal State San Bernardino, 2019), Fourth season at SDSU
 Graduate Assistant: Kibrom Gebregziabher (SDSU, 2021)

PRONUNCIATION GUIDE

| | | | |
|------------------|---------------------------|-----------------|---------------------------|
| Asia Avinger | AV-in-JER | Abby Prohaska | pro-HASK-kuh |
| Bailee Chynoweth | CHIN-uh-WITH | Adryana Quezada | EH-dree-on-uh KAY-zah-duh |
| Meghan Fiso | fee-ZO | Sophia Ramos | RAW-mos (not RAY-mos) |
| Natalija Grizelj | nuh-TAHL-yuh GRIZZ-ell | Kim Villalobos | VEE-uh-lobos |
| Khylee Pepe | KY-lee pep-A (not pep-uh) | | |

SAN DIEGO STATE QUICK FACTS

GENERAL INFORMATION

Location: San Diego, Calif., 92182
 Founded: 1897
 Enrollment: 33,870
 Nickname: Aztecs
 School Colors: Scarlet and Black
 Affiliation: NCAA Division I
 Conference: Mountain West
 Home Arena (Capacity): Steve Fisher Court at Viejas Arena (12,414)
 President: Dr. Adela de la Torre
 Director of Athletics: John David Wicker

AZTEC BASKETBALL FACTS

First Year of Basketball: 1976-77
 All-Time Record: 687-643 (.517) / 45 seasons
 Postseason Appearances/NCAA Appearances: 12/9
 Last Postseason Appearance: 2013
 Lost to BYU (69-58) in WNIT Second Round

SDSU TEAM INFORMATION

2021-22 Record: 15-16 (.483)
 2021-22 MW Record/Finish: 8-10/7th
 2022 MW Tournament Record: 1-1
 2022 Final NCAA NET: 186
 Letterwinners Returning/Lost: 8/3
 Starters Returning/Lost: 4/1
 Newcomers: 6 (2 freshmen & 4 transfers)

AZTEC BASKETBALL STAFF

Head Coach: Stacie Terry- Hutson
 Alma Mater: UT Arlington, 1998
 Career Record/Years: 110-161/10th Year
 Basketball Office Phone: 619-594-4095
 Assistant Coaches:
 Jason Glover
 Second season at SDSU
 Alma Mater: Grand Canyon, 1985
 Kellie Lewis
 Second season at SDSU
 Alma Mater: Boise State, 1998
 Jon Silver
 Seventh season at SDSU (2nd as AC)
 Alma Mater: UCLA, 2009
 Player Development Coordinator: Mel Boscarino
 Second season at SDSU
 Alma Mater: Dominican University of California, 2016
 Director of Basketball Operations: Jordan Mottershaw
 Graduate Assistant: Kibrom Gebregziabher
 Athletic Trainer: Queenie Soriano
 Academic Advisor: Dr. Bre White
 Strength and Conditioning: Justin Landry

SDSU MEDIA RELATIONS

Women's Basketball SID: Ben Pearson
 E-mail: ben.pearson@sdsu.edu
 Office Phone: 619-594-5547

Season Accomplishments

- SDSU's 20-7 start is their best since the 2012-13 season. They began the year 9-1 which was their best start since 1995-96.
- The Aztecs have 15 wins by double-digits, eight by at least 20 points and four by 30.
- The Aztecs started 9-0 at home for the first time since 2008-09.
- The Aztecs had back-to-back 50+ point wins (San Diego Christian and Antelope Valley) for the first time since 1984.
- SDSU had 27 steals against San Diego Christian, their most in a game in the Mountain West era (2000-present).
- SDSU held San Diego Christian to 30 points, the lowest point total they've held an opponent to since 2015, also against San Diego Christian (60-25).
- The Aztecs' two 50+ point victories were their largest margin of victory since Dec. 18, 2007, a 91-33 win over Navy.
- SDSU's 89-55 win at Utah State (Dec. 31) was their largest margin of victory in a conference game since the 2012-13 season.
- The Aztecs' 89 points was their most in a Mountain West game in nearly four years (1-20-18 vs. New Mexico).
- In that game, SDSU shot 56.5% from the field, their best in a conference game in 12 years.
- Against UNLV, Asia Avinger became just the fourth Aztec in the MW era to have at least 25 points and six assists in a game.
- Against Seattle, Kim Villalobos became the first Aztec in five years (and just the sixth in the Mountain West era) to have at least seven made field goals, seven assists and three steals in a game.
- Sophia Ramos had 13 assists against San Jose State (Feb. 11), the most by an Aztec in 10 years (Chelsea Hopkins).
- Mercedes Staples was a perfect 6-for-6 from three against Southeastern Louisiana (Nov. 15), to become the first Aztec in the MW era to make six or more three-pointers without a miss.
- Abby Prohaska was 12-for-12 from the free throw line vs. Antelope Valley (Nov. 12), making her just the second Aztec in the Mountain West era to make at least 12 free throws without a miss (Sophia Ramos, 16-16 vs. New Mexico 1-29-20).
- Three different Aztecs have had double-doubles this year, Khylee Pepe, Abby Prohaska and Kim Villalobos. It was the first career double-double for Pepe and Prohaska.
- Alex Crain had seven steals against San Diego Christian, the most by an Aztec in a game since Dec. 19, 2013 (Ahjalee Harvey vs. Miami Ohio).
- The Aztecs received votes in the preseason USA Today Coaches poll.

Best Since...

| Stat | Value | Best Since |
|--------------------------|-------|---------------------|
| Effective FG% | .490 | At least 1999-2000* |
| Assist/TO Ratio | 1.08 | 1983-84 (1.15) |
| Steals/Game | 10.3 | 2008-09 (11.25) |
| Opponent Assist/TO Ratio | 0.55 | 2008-09 (0.55) |
| Assists/Game | 15.4 | 2009-10 (15.7) |
| Turnovers Forced/Game | 19.0 | 2009-10 (19.4) |
| Assist/FGs Made | .613 | 2010-11 (.627) |
| 3-Point% Allowed | .281 | 2011-12 (.277) |
| Points Allowed | 56.3 | 2012-13 (52.7) |
| FG% Allowed | .380 | 2012-13 (.337) |
| FG% Differential | .061 | 2012-13 (.094) |
| Win% | .741 | 2012-13 (.794) |
| Start Through 27 Games | 20-7 | 2012-13 (20-5) |
| Win Margin | 11.0 | 2012-13 (15.6) |

* The Mountain West era

SAN DIEGO STATE STREAKS

Most Consecutive Starts[^]

| | Consecutive | Total |
|------------------|-------------|-------|
| Kim Villalobos | 27 | 41 |
| Yummy Morris | 27 | 27 |
| Sophia Ramos | 26 | 131 |
| Asia Avinger | 13 | 51 |
| Mercedes Staples | 2 | 65 |
| Alex Crain | 0 | 17 |
| Abby Prohaska | 0 | 16 |
| Khylee Pepe | 0 | 5 |
| Sarah Barcello | 0 | 1 |
| Bailee Chynoweth | 0 | 1 |

Most Consecutive Games*

| | Consecutive | Total |
|------------------|-------------|-------|
| Sophia Ramos | 66 | 134 |
| Kim Villalobos | 35 | 77 |
| Sarah Barcello | 27 | 27 |
| Yummy Morris | 27 | 27 |
| Abby Prohaska | 27 | 27 |
| Asia Avinger | 20 | 53 |
| Khylee Pepe | 20 | 50 |
| Alex Crain | 19 | 69 |
| Mercedes Staples | 9 | 72 |
| Natalija Grizelj | 1 | 10 |
| Meghan Fiso | 0 | 32 |
| Bailee Chynoweth | 0 | 19 |

Most Consecutive Games With A Point[^]

| | Consecutive | Total |
|------------------|-------------|-------|
| Mercedes Staples | 73 | 73 |
| Sophia Ramos | 65 | 133 |
| Asia Avinger | 53 | 53 |
| Kim Villalobos | 44 | 72 |
| Abby Prohaska | 27 | 27 |
| Meghan Fiso | 9 | 15 |
| Yummy Morris | 8 | 25 |
| Khylee Pepe | 2 | 36 |
| Alex Crain | 1 | 45 |
| Sarah Barcello | 0 | 16 |
| Bailee Chynoweth | 0 | 5 |

*SDSU totals only

[^]must have played in the game

SDSU RECORD IN 2022-23 WHEN...

| | |
|---|------|
| Playing at home | 13-1 |
| Playing on the road | 6-4 |
| Playing at a neutral site | 1-2 |
| Playing a night game (5 p.m. or later) | 11-3 |
| Playing a day game | 9-4 |
| Leading or tied at the end of the 1st quarter | 16-3 |
| Trailing at the end of the 1st quarter | 4-4 |
| Leading or tied at halftime | 17-3 |
| Trailing at halftime | 3-4 |
| Leading or tied at the end of the 3rd quarter | 16-0 |
| Trailing at the end of the 3rd quarter | 4-7 |
| Leading or tied with 5:00 minutes remaining | 17-0 |
| Trailing with 5:00 minutes remaining | 3-7 |
| In overtime | 0-0 |
| Scoring less than 50 points | 1-3 |
| Scoring 50-59 points | 3-2 |
| Scoring 60-69 points | 6-0 |
| Scoring 70-79 points | 5-2 |
| Scoring 80 or more points | 5-0 |
| Opponent scores less than 50 points | 8-0 |
| Opponent scores 50-59 points | 8-0 |
| Opponent scores 60-69 points | 3-3 |
| Opponent scores 70-79 points | 1-2 |
| Opponent scores 80 or more points | 0-2 |
| FG% .500 or above | 9-0 |
| FG% .400-.499 | 6-4 |
| FG% under .400 | 5-3 |
| Opponent FG% .500 or above | 0-4 |
| Opponent FG% .400-.499 | 5-2 |
| Opponent FG% under .400 | 15-1 |
| Better shooting % | 17-1 |
| Worse shooting % | 3-6 |
| More FT attempts | 9-1 |
| Fewer FT attempts | 10-4 |
| Same FT attempts | 1-2 |
| More FTs made | 10-1 |
| Fewer FTs made | 9-6 |
| Same FTs made | 1-0 |
| More rebounds | 11-2 |
| Fewer rebounds | 7-5 |
| Same rebounds | 2-0 |
| More turnovers | 2-3 |
| Fewer turnovers | 17-4 |
| Same turnovers | 1-0 |
| More assists | 15-2 |
| Fewer assists | 5-2 |
| Same assists | 0-3 |
| More steals | 18-4 |
| Fewer steals | 4-1 |
| Same steals | 0-0 |
| Have 20+ point scorer | 6-3 |
| Don't have 20+ point scorer | 14-4 |
| Have 0-1 players with 10+ points | 0-1 |
| Have 2 players with 10+ points | 4-2 |
| Have 3 players with 10+ points | 6-2 |
| Have 4 or more players with 10+ points | 10-2 |

SDSU STREAKS

| | |
|------------------------------|-------|
| Last 5 games | 3-2 |
| Last 10 games | 7-3 |
| Longest winning streak | 7 |
| Longest losing streak | 2 |
| Current streak | Won 2 |

Opponent Notebook (Colorado State)

- The Rams are 17-8 on the year and 10-4 in conference.
- They are 4-5 on the road.
- They have won four games in a row.
- They lead the nation in assist-to-turnover ratio (1.7) and turnovers per game (8.6).
- They lead the conference in field goal percentage defense (.372), three-point percentage (.386) and free throw percentage (.798) and are second in points per game (75.2) and field goal percentage (.457)
- McKenna Hofschild leads the conference in scoring (21.1 ppg) and assists (7.3 apg). She is top 10 in the nation in both categories.
- Destiny Thurman averages 13.9 points per game.
- Head coach Ryan Williams (11th season) has won over 200 games at Colorado State, the most in program history.

All-time Series (Colorado State)

- The all-time series is tied at 32-32.
- SDSU is 19-10 at home vs. the Rams.
- The Aztecs lost 71-58 at Fort Collins on Jan. 16. Abby Prohaska scored 21 in that game.
- SDSU has won the last three meetings in San Diego.

COLORADO STATE ALL-TIME SERIES

Series tied 32-32

| | | | |
|-------------------------------|-----------|---------|--------|
| Record at SDSU | 19-10 | | |
| Record at CSU | 12-19 | | |
| Record at Neutral | 1-3 | | |
| Most Points SDSU | 101, 1992 | | |
| Most Points CSU | 95, 2014 | | |
| Largest Margin SDSU | 39, 1992 | | |
| Largest Margin CSU | 47, 2014 | | |
| Longest SDSU Win Streak | 10 | | |
| Longest CSU Win Streak | 11 | | |
| Current Streak | CSU 1 | | |
| 2-28-91 (ot) ... A | L | 69-73 | |
| 1-31-91 | H | W | 73-50 |
| 1-25-92 | H | W | 101-62 |
| 2-20-92 | A | W | 82-74 |
| 1-28-93 | H | W | 82-59 |
| 2-27-93 | A | W | 64-60 |
| 1-27-94 | A | W | 53-47 |
| 2-6-94 | H | W | 84-50 |
| 3-12-94 | N | W | 51-47 |
| 1-28-95 | A | W | 56-46 |
| 2-2-95 | H | W | 73-51 |
| 2-1-96 | A | L | 58-66 |
| 2-8-96 | H | W | 66-64 |
| 3-8-96 | N | L | 58-64 |
| 1-19-97 | A | W | 70-53 |
| 2-13-97 | H | W | 61-53 |
| 2-5-00 | H | W | 68-58 |
| 3-4-00 | A | W | 58-51 |
| 2-3-01 | H | L | 54-55 |
| 3-1-01 | A | L | 67-81 |
| 1-17-02 | A | L | 49-58 |
| 2-16-02 | H | L | 60-69 |
| 2-6-03 | H | W | 60-47 |
| 3-7-03 | A | L | 49-81 |
| 1-24-04 | H | W | 58-55 |
| 2-19-04 | A | L | 56-65 |
| 1-20-05 | A | L | 50-63 |
| 2-19-05 | H | L | 49-56 |
| 1-5-06 | A | L | 65-68 |
| 2-4-06 | H | L | 55-68 |
| 3-7-06 | N | L | 58-69 |
| 1-20-07 | H | W | 75-66 |
| 2-22-07 | A | L | 56-67 |
| 1-30-08 | H | W | 86-52 |
| 3-1-08 | A | W | 76-56 |
| 1-31-09 | H | W | 62-61 |
| 3-4-09 | A | W | 68-66 |
| 1-30-10 | H | W | 59-38 |
| 3-3-10 | A | W | 73-54 |
| 2-2-11 | H | L | 51-56 |
| 3-5-11 | A | L | 51-66 |
| 1-28-12 | H | W | 66-57 |
| 2-25-12 | A | L | 65-68 |
| 1-13-13 | A | W | 48-44 |
| 2-13-13 | H | W | 60-44 |
| 1-2-14 | H | L | 61-64 |
| 2-1-14 | A | L | 48-95 |
| 1-24-15 | H | L | 36-49 |
| 2-14-15 | A | L | 42-65 |
| 1-13-16 | H | L | 57-60 |
| 2-3-16 | A | L | 54-70 |
| 3-8-16 | N | L | 41-53 |
| 1-28-17 | A | L | 43-60 |
| 2-25-17 | H | L | 46-80 |
| 1-3-18 | H | L | 63-65 |
| 1-24-18 | A | L | 43-72 |
| 2-13-19 | H | W | 54-45 |
| 12-4-19 | H | W | 59-49 |
| 2-24-20 (ot) ... A | W | 64-61 | |
| 12-8-20 (ot) ... A | L | 77-86 | |
| 12-10-20 | A | L | 77-84 |
| 1-3-22 | H | W | 73-63 |
| 2-24-22 | A | W | 69-61 |
| 1-16-23 | A | L | 58-71 |

2022-23 MOUNTAIN WEST STANDINGS

As of February 14

| | MW | Overall |
|------------------------|-------------|-------------|
| UNLV | 14-0 | 24-2 |
| San Diego State | 10-4 | 20-7 |
| Wyoming | 10-4 | 17-8 |
| Colorado State | 10-4 | 17-8 |
| Boise State | 8-6 | 13-14 |
| New Mexico | 7-6 | 15-11 |
| Air Force | 7-6 | 12-13 |
| Nevada | 6-8 | 9-16 |
| San José State | 1-12 | 3-21 |
| Fresno State | 1-13 | 8-19 |
| Utah State | 1-13 | 4-21 |

AZTECS VS. THE MOUNTAIN WEST

| | | |
|----------------|------------|------------|
| Air Force | 37 | 15 |
| Boise State | 12 | 13 |
| Colorado State | 32 | 32 |
| Fresno State | 31 | 25 |
| Nevada | 16 | 14 |
| New Mexico | 33 | 40 |
| San José State | 26 | 10 |
| UNLV | 29 | 36 |
| Utah State | 13 | 7 |
| Wyoming | 30 | 35 |
| Total | 259 | 227 |

AZTECS TOP 100 IN THE NATION

As of February 14

| Team | | |
|-----------------------|-------|------|
| Category | Value | Rank |
| Turnover Margin | +4.74 | 25th |
| Steals/Game | 10.3 | 30th |
| Scoring Defense | 56.3 | 30th |
| Turnovers Forced/Game | 18.96 | 43rd |
| Assist/TO Ratio | +1.08 | 50th |
| Scoring Margin | 11.0 | 51st |
| 3-Point % | .346 | 51st |
| 3-Point % Defense | .281 | 52nd |
| Winning % | 74.1 | 53rd |
| Winning % | 74.1 | 53rd |
| FG% | .441 | 56th |
| Assists/Game | 15.4 | 60th |
| Turnovers/Game | 14.2 | 67th |
| FG% Defense | .380 | 75th |

| Individual | | | |
|-----------------|--------------|-------|------|
| Category | Player | Value | Rank |
| Free Throw % | Sophia Ramos | .871 | 30th |
| Assists/Game | Asia Avinger | 4.4 | 66th |
| Steals/Game | Asia Avinger | 2.23 | 69th |
| Assists | Sophia Ramos | 106 | 71st |
| Assist/TO Ratio | Sophia Ramos | 1.89 | 74th |
| Steals | Asia Avinger | 49 | 97th |

Player Notes

- Asia Avinger (Cerritos, Calif.) leads the Mountain West in steals per game (2.4) in conference play.
- Sarah Barcello's (Phoenix, Ariz.) is shooting 43 percent from three in conference play.
- Alex Crain (McKinney, Texas) is shooting a career-best 33.3% from three.
- Yummy Morris (North Little Rock, Ark.) has scored in double-digits in seven straight games, the longest streak on the team.
- 46.3% of Khylee Pepe's (Long Beach, Calif.) rebounds are on the offensive end, by far the most on the team.
- Abby Prohaska (Liberty Township, Ohio) has led the Aztecs in scoring six times, the second most on the team.
- Sophia Ramos' (San Antonio, Texas) career-high 13 assists was the most by a player in the Mountain West this year.
- Mercedes Staples (Centerville, Utah) hit five threes at San Jose Saturday, her third game making five or more threes.
- Kim Villalobos (Los Angeles) had a season-high 19 points and tied a career-high with 11 rebounds at San Jose State Saturday.

Sophia Ramos Climbing the Charts (Career Stats)

Ramos is the only player in the nation, and the only Aztec ever, with career totals of at least 1,800 points, 600 rebounds and 500 assists.

| Stat | SDSU Rank | Total | Next Up |
|-----------------|-----------|-------|----------------------------------|
| Games | 1st | 134 | |
| Points | 2nd | 1,879 | Judy Porter (1980-83), 2,318 |
| Assists | 2nd | 517 | Queenese Davis (2010-13), 670 |
| 3-Point FG Att. | 2nd | 573 | Jamey Cox (2000-03), 733 |
| 3-Point FGs | 3rd | 204 | Falisha Wright (1992-95), 206 |
| Made FTs | 3rd | 373 | McKynzie Fort (2015-18), 375 |
| Made FGs | 3rd | 651 | McKynzie Fort (2015-18), 654 |
| FG Attempts | 3rd | 1,611 | Falisha Wright (1992-95), 1,656 |
| FT Attempts | 5th | 455 | Michelle Suman (1992-95), 477 |
| 3-Pt FG% | 8th | .356 | Courtney Fritz (2004-06), .356 |
| Rebounds | 9th | 662 | Christina Murguia (1992-95), 692 |

Other Milestones to Watch

| Player | Stat | Total | Needed for Milestone |
|------------------|----------|-------|----------------------|
| Yummy Morris | Blocks | 95 | 5 Blocks to 100 |
| Abby Prohaska | Steals | 99 | 1 Steal to 100 |
| Sophia Ramos | Points | 1,879 | 21 Points to 1,900 |
| Mercedes Staples | Points | 886 | 14 Points to 900 |
| Mercedes Staples | Rebounds | 394 | 6 Rebounds to 400 |
| Kim Villalobos | Rebounds | 388 | 12 Rebounds to 400 |
| Kim Villalobos | Steals | 92 | 8 Steals to 100 |

CAREER HIGHS

Points
15, vs. Antelope Valley (11-12-22)

Rebounds
13, vs. San Diego Christian (11-9-22)

Assists
3, Twice
Last: at Utah State (12-31-22)

Steals
3, at Boise State (2-5-22)

Blocks
2, at Cal State Fullerton (11-16-21)

Field Goals
5, Twice
Last vs. Antelope Valley (11-12-22)

Field Goal Attempts
11, vs. Antelope Valley (11-12-22)

3-Point Field Goals
1, Three times
Last: at Utah State (12-31-22)

3-Point Field Goal Attempts
2, Twice
Last: at Utah State (12-31-22)

Free Throws
5, Twice
Last: vs. Miami Ohio (12-20-22)

Free Throw Attempts
7, vs. Antelope Valley (11-12-22)

MISC. CAREER STATS

Double-figure scoring games: 3

Double-figure rebounding games: 2

Double-Doubles: 1



#0 KHYLEE PEPE

Sophomore
5-11
Guard/Forward
Long Beach, Calif.
Bishop Montgomery HS

As a Freshman (2021-22)

Appeared in 25 games while starting the last five... Averaged 2.7 points and 2.0 rebounds in 10.2 minutes per game... Scored season high 11 points on 5-for-7 shooting against Fresno State (2-19-22)... Had season-high in rebounds (10) and minutes (21) at Boise State (2-5-22).

High School

A consensus four-star recruit, ranked No. 83 in the country by espnW, Pepe was a four-time all-state selection in California and two-time league MVP and was recruited by numerous power five programs... In her senior year, she earned her third First-Team All Del Rey League selection and helped her school win a league championship and made the CIF-SS quarterfinals... As a junior, averaged 17 points, eight rebounds, four assists and three steals and had 10 games with 20 or more points... Tied a school record with 41 points in a game... As a sophomore, averaged 15 points per game... Attended Mater Dei High School as a freshman where she averaged 11.7 points, 6.5 rebounds and 3.6 assists and was a Second Team All-County selection while helping the Monarchs win the Trinity League and finish fourth in the CIF-SS Open Division.

Personal

Khylee-Jade Tulimalefo'i Pepe was born in Long Beach, Calif... Comes from an athletic family, having four relatives who played football: brother Kobe (USC), father Paapaa (Humboldt State), uncles Jesse (San Francisco 49ers) and Roman (Oregon State)... Enjoys playing volleyball, reading and swimming... Lists running back James Conner as her favorite athlete... Majoring in communication.

CAREER STATISTICS

| Season | gp-gs | | Total | | 3-Point | | F-Throws | | Rebounds | | | | Scoring | | | | | | | | |
|---------|---------|----------|-------|--------|---------|--------|----------|-------|----------|-----|-----|-----|---------|-----|----|-----|-----|-----|-----|-----|-----|
| | min/avg | fg-fga | pct | fg-fga | pct | ft-fga | pct | off | def | tot | avg | pf | fo | ast | to | blk | stl | pts | avg | | |
| 2021-22 | 25-5 | 256/10.2 | | 26-80 | .325 | 1-2 | .500 | 14-24 | .583 | 47 | 25 | 72 | 2.9 | 46 | 1 | 5 | 18 | 3 | 18 | 67 | 2.7 |
| 2022-23 | 25-0 | 355/14.2 | | 29-91 | .319 | 2-14 | .143 | 26-38 | .684 | 31 | 36 | 67 | 2.7 | 49 | 2 | 16 | 29 | 10 | 17 | 86 | 3.4 |
| TOTAL | 50-5 | 611/12.2 | | 55-171 | .322 | 3-16 | .188 | 40-62 | .645 | 78 | 61 | 139 | 2.8 | 95 | 3 | 21 | 47 | 13 | 35 | 153 | 3.1 |

CAREER HIGHS

Points
30, vs. Boise State (1-15-22)

Rebounds
9, Twice
Last: at Boise State (2-5-22)

Assists
9, Three times
Last: at New Mexico (2-4-23)

Steals
5, Twice:
Last: at New Mexico (2-4-23)

Blocks
1, Many times
Last: at Nevada (2-9-23)

Field Goals
12, vs. UNLV (1-7-23)

Field Goal Attempts
21, vs. Colorado State (1-3-22)

3-Point Field Goals
2, Three times
Last vs. Georgia (12-21-22)

3-Point Field Goal Attempts
6, vs. Georgia (12-21-22)

Free Throws
9, vs. Boise State (1-15-22)

Free Throw Attempts
10, Three times
Last: vs. Boise State (3-6-22)

MISC. CAREER STATS

Double-figure scoring games: 34

20 point scoring games: 7

Double-figure rebounding games: 0



#1 ASIA AVINGER

Sophomore
5-7
Guard
Cerritos, Calif.
Rosary HS

- Mountain West All-Freshman Team (2021-22)**
- Preseason Mountain West Freshman of the Year (2020-21 & 2021-22)**
- Mountain West All-Academic Team (2020-21 & 2021-22)**
- Mountain West Freshman of the Week (Jan. 10, 2022 & Jan. 17 2022)**

As a Redshirt Freshman (2021-22)

Named to the Mountain West All-Freshman Team after averaging 12.0 points and 3.9 assists, both of which were tops in the conference among freshmen... Started 30 games and averaged 30.2 minutes... Led SDSU in free throws made (96) and attempted (129)... Scored in double-digits 20 times and topped 20 points on three occasions... Scored 30 points on 10-for-12 shooting against Boise State (1-15-22) to become the first Aztec freshmen to reach 30 points in the Mountain West era... Won the Mountain West Freshman of the Week award twice... Led the Aztecs in assists 22 times... Was SDSU's top scorer eight times... Had nine rebounds in a game twice... Had nine assists at New Mexico (1-9-22)... Was the Mountain West Preseason Freshman of the Year for the second straight year (missed 2020-21 season due to injury).

As a Freshman (2020-21)

Was named the Mountain West Preseason Freshman of the Year but then suffered an injury that caused her to miss the entire season.

High School

One of the nation's best combo guards according to espnW, Avinger comes to SDSU as a four-star recruit ranked No. 56 in the nation according to ESPN, the highest ranked recruit under Stacie Terry-Hutson... A three-time All-CIF Southern Section pick, she was ranked as the No. 16 point guard in the nation by espnW... Following her senior year, she was named the Orange County Register's Female Athlete of the Year and to the MaxPreps All-California First Team. She was also named the Trinity League MVP and the Orange County Player of the Year... Averaged 13.8 points, 6.3 rebounds and 4.0 assists as a senior... Helped lead Rosary HS to the 2020 CIF Southern California DI Regional championship before the tournament was suspended by COVID-19... As a junior averaged 12.1 points, 7.7 rebounds and 6.3 assists and helped guide Rosary HS to a 27-8 record and the 2019 CIF State Division One championship... Avinger scored 24 points in the championship game and took home MVP honors... Following her junior year, she was named to the MaxPreps All-California Third team, the CIF Orange County First Team, the Los Angeles Times All-Area Team and the Orange County Register All-County First Team... As a sophomore she attended Los Alamitos HS who won the Sunset League and was named the league's MVP... Helped Los Alamitos reach the CIF DI semi-finals... Was named to the Sunset League First Team as a freshman... Received recruiting interest from over 20 DI schools... Also competed in track and field... Received the Rosary HS Scholar Athlete Award for the 2018-19 school year.

Personal

Born in Long Beach, Calif. to Nicole and Skinner Avinger... Her father played football at Portland State... Enjoys playing and watching football, going to the beach, swimming, trampoline parks and watching movies... Worked at the Mamba Academy as a coaching assistant... Lists Steve Nash as her favorite athlete... Majoring in interdisciplinary studies.

CAREER STATISTICS

| Season | gp-gs | min/avg | Total | | 3-Point | | F-Throws | | Rebounds | | | | Scoring | | | | | | | |
|---------|-------|-----------|---------|------|---------|------|----------|------|----------|-----|-----|-----|---------|----|-----|-----|-----|-----|-----|------|
| | | | fg-fga | pct | fg-fga | pct | ft-fta | pct | off | def | tot | avg | pf | fo | ast | to | blk | stl | pts | avg |
| 2021-22 | 31-30 | 935/30.2 | 134-354 | .379 | 7-36 | .194 | 96-129 | .744 | 33 | 112 | 145 | 4.7 | 93 | 1 | 121 | 94 | 1 | 35 | 371 | 12.0 |
| 2022-23 | 22-21 | 641/29.1 | 102-203 | .502 | 12-37 | .324 | 50-78 | .641 | 8 | 69 | 77 | 3.5 | 71 | 2 | 97 | 56 | 5 | 49 | 266 | 12.1 |
| TOTAL | 53-51 | 1576/29.7 | 236-557 | .424 | 19-73 | .260 | 146-207 | .705 | 41 | 181 | 222 | 4.2 | 164 | 3 | 218 | 150 | 6 | 84 | 637 | 12.0 |

CAREER HIGHS

Points
32, vs. New Mexico (1-29-20)

Rebounds
14, vs. Boise State (2-15-20)

Assists
13 at San Jose State (2-11-23)

Steals
5, Three times
Last: at San Diego (12-5-20)

Blocks
3, Twice
Last: vs. Nevada (1-5-23)

Field Goals
10, Twice
Last: at CSUN (12-9-18)

Field Goal Attempts
27, at Colorado State (12-8-20)

3-Point Field Goals
7, at CSUN (12-9-18)

3-Point Field Goal Attempts
13, at CSUN (12-9-18)

Free Throws
16, vs. New Mexico (1-29-20)

Free Throw Attempts
16, vs. New Mexico (1-29-20)

MISC. CAREER STATS
Double-figure scoring games: 108

20 point scoring games: 21

Double-figure rebounding games: 9

Double-figure assist games: 2

Double-Doubles: 9



#2 SOPHIA RAMOS

Senior
5-9
Guard
San Antonio, Texas
Incarnate Word HS

All-Mountain West Honorable Mention (2021-22) | Preseason All-Mountain West Team (2020-21) | All-Mountain West Team (2019-20) | Mountain West All-Freshman Team (2018-19) | Mountain West All-Tournament Team (2019) | Mountain West All-Academic Team (2019-20 & 2020-21) | Three-time Mountain West Player of the Week | Raising the B.A.R. All-Tournament Team

As a Senior (2021-22)

An All-Mountain West honorable mention selection after averaging 14.9 points, 5.2 rebounds, 3.3 assists and 2.0 steals per game... Finished the year with 1,554 career points, the fifth most in school history... Scored in double-digits in 28 of SDSU's 31 games... Led SDSU in scoring 16 times and in steals 21 times... Scored 20 or more points five times, including back-to-back games with 27 points... Had two double-doubles... Became the first Aztec ever to total over 1,500 points, 500 rebounds and 400 assists in a career... Led SDSU with a 75.3 free throw percentage... Her 2.0 steals per game were the second most in the Mountain West... Set career-highs for made threes (59), three-point percentage (.369), assist-to-turnover ratio (1.45), turnovers per game (2.3), steals (63) and points (462)... Averaged 37.2 minutes per game, the 14th most in the nation.

As a Junior (2020-21)

Limited to 13 games due to a midseason injury... Led the team in scoring (15.7 ppg), assists per game (3.4), steals per game (1.6) and minutes per game (32.8)... Made a team-high 51 free throws while shooting a career-best 85 percent from the line (51-60)... Was third on the team with 4.8 rebounds per game... Scored in double-digits in 11 of the 12 games she finished... Led the team in scoring seven times and in assists eight times... Scored 20 or more points five times... Was averaging 20.2 points per game through the first five games before suffering an injury that kept her out for two months... Had two double-doubles in her first four games... Had a career-best 10 assists vs. UNLV (2-16-21)... Named Mountain West Player of the Week after averaging 19.5 points and 9.5 rebounds in the first week of the season... Ramos eclipsed 1,000 career points to become just the 13th Aztec to accomplish that in three seasons or less and the 10th to do it in 70 or fewer games... Played 30 or more minutes in all but one game that she finished... Selected to the preseason All-Mountain West Team.

As a Sophomore (2019-20)

Named to the All-Mountain West Team after averaging 14.3 points, 6.5 rebounds and 3.8 assists... Started all 31 games, averaging 36.7 minutes per game, second in the conference and 18th in the nation... Had 23 games with 10 or more points and led the Aztecs in scoring eight times... Became the first SDSU guard to lead the Aztecs in rebounding since 2013 (Chelsea Hopkins)... Led the team in rebounds 12 times, had four games with 10 or more rebounds and three double-doubles... Led the team in assists 18 times and in steals 17 times... Was 113-for-136 from the line (.831), the second-best FT percentage in the conference and eighth-best in school history... Her 113 free throws were the 10th-most in a single-season in program history... Was second on the team in made three-pointers (37)... Had three games with at least 20 points, 10 rebounds and five assists, tied for the third-most in the nation... Scored 20 or more points six times and topped 30 points twice... Had 32 points and 11 rebounds vs. New Mexico (1-29-20) while shooting a perfect 16-for-16 from the line (including the game-winner). Her 16 made free throws tied a school record and made her one of three players in the nation to make at least 16 free throws in a game without a miss... Ramos earned Mountain West Player of the Week honors twice and was the College Sports Madness National High-Major Player of the Week following the New Mexico game... Had 25 points, 14 rebounds and five assists against Boise State (2-15-20) to become the first Aztec (male or female) to reach those totals in a game in the Mountain West era (1999-present)... Had 30 points on 9-for-14 shooting with eight rebounds at California Baptist (12-19-19)... Led the team with 41 steals and had four games with three or more steals and had a career-high five takeaways vs. UNLV (1-25-20)... Played at least 30 minutes in all but one game and topped 35 minutes 24 times including in each of the last nine games.

As a Freshman (2018-19 Season)

Hit the ground running as a true freshman, leading the team in scoring (13.9 ppg), assists (4.5 apg) and three-point percentage (.362)... Started 31 of 32 games and averaged 34.0 minutes, second on the team and fifth in the MW... Was second on the team with 4.4 rebounds and 1.3 steals per game... Was named to the Mountain West all-freshman team after leading all MW freshmen in scoring and assists... Averaged the most points and assists by a SDSU freshman since 1992... Became the first Aztec (of any class) to lead the team in points and assists since 1997... Was the only true freshman in the nation to average 13.0 points, 4.0 rebounds and 4.5 assists per game... Shot 44.3 percent from the field, best on the team (min. 100 made FG)... Was 80 percent (68-85) from the FT line, seventh-best in the MW... Led the team with a 1.3 assist-to-turnover ratio, which was the second-best among freshmen in the MW... Named to the Mountain West all-tournament team after averaging 16.7 points and committing just two turnovers across three games and 112 minutes... Scored 10 or more points in 27 of SDSU's 32 games... Led the team in assists 25 times... Scored 28 points at CSUN (12-9-18), including seven three-pointers (six in the fourth quarter), with seven rebounds and six assists. Her six threes in the fourth quarter set a school record.

At Incarnate Word High School

A four-star recruit according to Prospects Nation... She scored over 2,000 career points at Incarnate Word High School in San Antonio, where she was a four-time (TAPPS) All-State and All-District first-team pick... Two-time Express News Super Team member... Four-time Express News All-Area Private Schools MVP... As a senior averaged 22.4 points, 6.2 rebounds, 4.1 assists and 3.7 steals and was named to the TAPPS 6A state all-tournament team... As a junior, averaged 16.6 points, 8.2 rebounds, 4.2 assists and 2.9 steals per game, leading Incarnate Word to a 27-6 record.

Personal

Born in San Antonio to Nicola and Gavino Ramos... Enjoys swimming, traveling and playing tennis... Graduated in the spring of 2022 with a B.A. in kinesiology while minoring in psychology and is now working towards a Master's in Education with a concentration in counseling.

CAREER STATISTICS

| Season | gp-gs | min/avg | Total | | | 3-Point | | F-Throws | | | Rebounds | | | | | Scoring | | | | |
|---------|---------|-----------|----------|------|---------|---------|---------|----------|--------|-----|----------|-----|-----|-----|-----|---------|-----|-----|------|------|
| | | | fg-fga | pct | ft-fra | pct | fg-fga | pct | ft-fra | pct | off | def | tot | avg | pf | fo | ast | to | blk | stl |
| 2018-19 | 32-31 | 1089/34.0 | 168-379 | .443 | 42-116 | .362 | 68-85 | .800 | 20 | 122 | 142 | 4.4 | 56 | 0 | 144 | 111 | 14 | 43 | 446 | 13.9 |
| 2019-20 | 31-31 | 1139/36.7 | 146-368 | .397 | 37-115 | .322 | 113-136 | .831 | 16 | 185 | 201 | 6.5 | 58 | 0 | 119 | 100 | 11 | 41 | 442 | 14.3 |
| 2020-21 | 13-12 | 427/32.8 | 68-174 | .391 | 17-50 | .340 | 51-60 | .850 | 6 | 56 | 62 | 4.8 | 21 | 0 | 45 | 35 | 4 | 21 | 204 | 15.7 |
| 2021-22 | 31-31 | 1153/37.2 | 168-428 | .393 | 59-160 | .369 | 67-89 | .753 | 12 | 148 | 160 | 5.2 | 64 | 0 | 103 | 71 | 7 | 63 | 462 | 14.9 |
| 2022-23 | 27-26 | 870/32.2 | 101-262 | .385 | 49-132 | .371 | 74-85 | .871 | 10 | 87 | 97 | 3.6 | 56 | 0 | 106 | 56 | 7 | 43 | 325 | 12.0 |
| TOTAL | 134-131 | 4678/34.9 | 651-1611 | .404 | 204-573 | .356 | 373-455 | .820 | 64 | 598 | 662 | 4.9 | 255 | 0 | 517 | 373 | 43 | 211 | 1879 | 14.0 |

CAREER HIGHS

Points
15, vs. UC Irvine (12-19-20)

Rebounds
N/A

Assists
1, vs. [2] New Mexico (3-7-22)

Steals
1, Four times
Last: vs. Boise State (1-15-22)

Blocks
N/A

Field Goals
5, vs. UC Irvine (12-19-20)

Field Goal Attempts
12, vs. UC Irvine (12-19-20)

3-Point Field Goals
5, vs. UC Irvine (12-19-20)

3-Point Field Goal Attempts
12, vs. UC Irvine (12-19-20)

Free Throws
2, vs. Utah State (1-13-22)

Free Throw Attempts
2, Twice
Last: at Boise State (2-5-22)

MISC. CAREER STATS

Double-figure scoring games: 1

Double-figure rebounding games: 0



#4 BAILEE CHYNOWETH

Junior
5-11
Guard
Austin, Texas
Westlake HS

Mountain West Scholar-Athlete (2020-21) & 2021-22
Mountain West All-Academic Team (2020-21)

As a Sophomore (2021-22)

Appeared in nine games, averaging 6.4 minutes in those contests... Scored in two games, hitting a three pointer against Nevada (1-19-22) and a pair of free throws against Utah State (1-13-22)... Played season high 17 minutes vs. Nevada... Earned scholarship midway through the season.

As a Freshman (2020-21)

Appeared in 10 games and made one start while averaging 9.9 minutes per game... Averaged 2.6 points per game... Came off the bench to score 15 points on five three-pointers against UC Irvine (12-19-20).. Earned the start in the following game and scored nine points in a season-high 31 minutes.

High School

Attended Westlake HS in Austin, Texas for her final three years of high school, earning All-District First Team honors all three years.... As a senior, was named to the TGCA All-State team and to the All-Region team and also earned her district's Defensive MVP award... As a junior, earned her team's defensive MVP award... As a sophomore, was named her team's offensive MVP... Helped her school win the district championship three years in a row, only losing one game in district over than span... A three-time academic award winner... Attended Edmonds Woodway HS in Edmonds, Wash. her freshmen season.

Personal

Born in Seattle, Wash. to Erika and Vic Chynoweth... Grew up in Edmonds, Wash. before moving to Austin, Texas prior to her sophomore year in high school... Lists Diana Taurasi as her favorite athlete... Plans to major in industrial and organizational psychology.

CAREER STATISTICS

| Season | gp-gs | min/avg | Total | | 3-Point | | F-Throws | | Rebounds | | | | Scoring | | | | | | | |
|---------|-------|---------|--------|------|---------|------|----------|------|----------|-----|-----|-----|---------|----|-----|----|-----|-----|-----|-----|
| | | | fg-fga | pct | fg-fga | pct | ft-fa | pct | off | def | tot | avg | pf | fo | ast | to | blk | stl | pts | avg |
| 2020-21 | 10-1 | 99/9.9 | 9-32 | .281 | 8-31 | .258 | 0-0 | .000 | 0 | 0 | 0 | 0.0 | 2 | 0 | 0 | 2 | 0 | 3 | 26 | 2.6 |
| 2021-22 | 9-0 | 58/6.4 | 1-14 | .071 | 1-13 | .077 | 2-4 | .500 | 0 | 0 | 0 | 0.0 | 9 | 0 | 1 | 2 | 0 | 1 | 5 | 0.6 |
| TOTAL | 19-1 | 157/8.3 | 10-46 | .217 | 9-44 | .205 | 2-4 | .500 | 0 | 0 | 0 | 0.0 | 11 | 0 | 1 | 4 | 0 | 4 | 31 | 1.6 |

CAREER HIGHS

Points
26, vs. Incarnate Word (11-25-20)*

Rebounds
9, Twice
Last: vs. Central Arkansas (11-28-20)*

Assists
5, vs. Kansas (1-10-22)*

Steals
3, Many times
Last: vs. Seattle (11-25-22)

Blocks
4, Twice
Last: vs. Oral Roberts (12-22-20)*

Field Goals
12, vs. Incarnate Word (11-25-20)*

Field Goal Attempts
17, vs. Incarnate Word (11-25-20)*

3-Point Field Goals
N/A

3-Point Field Goal Attempts
N/A

Free Throws
6, vs. Southern (12-16-18)*

Free Throw Attempts
10, vs. Southern (12-16-18)*


MISC. CAREER STATS

Double-figure scoring games: 29

Double figures scoring games (at SDSU): 14

Double-figure rebounding games: 0

* While at TCU



#5 YUMMY MORRIS

Senior

6-2

Forward

North Little Rock, Ark.

North Little Rock HS

Mountain West Player of the Week (Nov. 28, 2022)

Two-time All-Big-12 All-Academic Second Team

At TCU (2018-22)

Morris appeared in 107 games at TCU while making 23 starts... Averaged 4.6 points and 3.1 rebounds per game while shooting 45.8 percent from the floor and 75.4 percent from the line... As a senior, appeared in 28 games and made seven starts, averaging 5.1 points and 3.2 rebounds per game... In her junior year (2020-21) started 16 games and averaged 7.4 points, 4.5 rebounds while shooting 50.7 percent from the field and 87.2 percent from the line with a team-high 21 blocks... Scored a career-high 26 points against Incarnate Word... Was a two-time All-Big 12 Academic Second Team selection and graduated from TCU with a degree in fashion merchandising.

High School

Was a four-star prep prospect out of North Little Rock High School where she was ranked No. 74 in the nation by ESPN HoopGurlz... Helped her school win the 7A state championship as a sophomore and senior and make the championship game as a junior... Averaged 13.6 points and 11.2 rebounds as a senior and 14.5 points, 10.2 rebounds and 3.4 blocks as a junior... Earned multiple All-State First Team honors.

Personal

Yo'Myris "Yummy" Morris was born in Detroit, Michigan... She is the adopted sister of current Aztec Alex Crain, who also transferred from TCU... Lists LeBron James as her favorite athlete... Aspires to own a clothing brand that represents the taller community... Pursing a master's in liberal arts and sciences.

CAREER STATISTICS

| Season | gp-gs | min/avg | Total | | 3-Point | | F-Throws | | Rebounds | | | | Scoring | | | | | | | |
|----------|--------|-----------|---------|------|---------|------|----------|------|----------|-----|-----|-----|---------|----|-----|-----|-----|-----|-----|-----|
| | | | fg-fga | pct | fg-fga | pct | ft-fta | pct | off | def | tot | avg | pf | fo | ast | to | blk | stl | pts | avg |
| 2018-19* | 25-0 | 170/6.8 | 24-51 | .471 | 0-0 | .000 | 30-41 | .732 | 19 | 34 | 53 | 2.1 | 26 | 0 | 3 | 22 | 18 | 6 | 78 | 3.1 |
| 2019-20* | 29-0 | 255/8.8 | 37-86 | .430 | 0-0 | .000 | 14-20 | .700 | 37 | 39 | 76 | 2.6 | 46 | 0 | 7 | 27 | 16 | 13 | 88 | 3.0 |
| 2020-21* | 25-16 | 482/19.3 | 76-150 | .507 | 0-0 | .000 | 34-39 | .872 | 36 | 77 | 113 | 4.5 | 55 | 1 | 17 | 39 | 21 | 10 | 186 | 7.4 |
| 2021-22* | 28-7 | 456/16.3 | 59-141 | .418 | 0-0 | .000 | 26-38 | .684 | 30 | 60 | 90 | 3.2 | 57 | 1 | 41 | 51 | 14 | 15 | 144 | 5.1 |
| 2022-23 | 27-27 | 679/25.1 | 107-198 | .540 | 0-0 | .000 | 30-48 | .625 | 39 | 80 | 119 | 4.4 | 58 | 1 | 13 | 38 | 26 | 21 | 244 | 9.0 |
| TOTAL | 27-27 | 679/25.1 | 107-198 | .540 | 0-0 | .000 | 30-48 | .625 | 39 | 80 | 119 | 4.4 | 58 | 1 | 13 | 38 | 26 | 21 | 244 | 9.0 |
| All* | 134-50 | 2042/15.2 | 303-626 | .484 | 0-0 | .000 | 134-186 | .720 | 161 | 290 | 451 | 3.4 | 242 | 3 | 81 | 177 | 95 | 65 | 740 | 5.5 |

* at TCU



#11 JAIDA BROOKS

Freshman

5-6

Guard

Phoenix, Ariz.

PHH Prep

High School

Attended PHH Prep where she played alongside five other DI commits... Averaged 12.1 points, 4.5 assists, 3.0 rebounds and 2.6 steals as a senior and 12 points, six assists, four rebounds and two steals as a junior, helping her school go 38-3 In the 2018-19 season, she averaged 14.8 points, 2.7 steals and 2.6 assists per game while helping Mountain Pointe High School go 20-9 and 8-2 in league.

Personal

Born in Las Vegas to Alyssa and Eugene Brooks... Lists LeBron James as her favorite athlete... Majoring in business.

CAREER HIGHS

Points
24, Twice
Last: Air Force (1-22-21)

Rebounds
13, at Colorado State (12-10-20)

Assists
6, Three times
Last: vs. San Jose State (2-16-22)

Steals
4, Twice
Last: vs. San Diego Christian (11-9-22)

Blocks
2, at Boise State (2-5-22)

Field Goals
10, Air Force (1-22-21)

Field Goal Attempts
17, vs. Utah State (1-14-21)

3-Point Field Goals
6, Twice
Last: vs. Southeastern La. (11-15-22)

3-Point Field Goal Attempts
13, at New Mexico (2-4-23)

Free Throws
4, Three times
Last: vs. Colorado State (1-3-22)

Free Throw Attempts
6, vs. Utah State (1-14-21)

MISC. CAREER STATS


Career double-figure scoring games: 43

Double-figure scoring games at SDSU: 40

Career 20 point scoring games (all at SDSU): 7

Career double-figure rebounding games (all at SDSU): 5

Career double-doubles (all at SDSU): 3



#12 MERCEDES STAPLES

Senior
5-10
Guard
Centerville, Utah
Minnesota/Viewmont HS

Mountain West Scholar-Athlete (2020-21 & 2021-22)
Mountain West All-Academic Team (2020-21 & 2021-22)

As a Senior (2021-22)

Started 28 games and averaged 10.3 points, 4.0 rebounds and 2.0 assists... Set career-highs in field goal (.428) and three-point percentage (.392)... Scored in double-digits 16 times and topped 20 points on three occasions... Scored a season-high 21 points vs. Fresno State (2-19-22)... Had 20 points behind 6-of-9 shooting from three against Furman... Tied a career-high with six assists against San Jose State (2-16-22)... Ended year with a 37.7 career three-point percentage as an Aztec, the fifth best in program history... Averaged a career-high 33.8 minutes per game, the second most on the team... Played in 30 or more minutes in all but four games.

As a Junior (2020-21)

The only Aztec to start all 24 games, Staples averaged 11.5 points, a team-high 6.4 rebounds and 2.0 assists... Led the team with 29 made three-pointers while shooting 35.8 percent from deep... Scored in double-figures 13 times, tied for the team lead... Had three double-doubles and four games with 10 or more rebounds... Led the Aztecs in rebounding 13 times and in scoring eight times... Scored 20 or more points three times... Scored a career-high 24 points in back-to-back games... Second on the team in minutes per game (32.7)... Shot 82.1 percent from the free throw line (32-39)... Second on the team in assists (49) and steals (22).

At Minnesota (2018-19)

Staples appeared in 25 games and made two starts for the Golden Gophers as a freshman (2018-19) while averaging 3.4 points in 14.8 minutes... Had the best game of her career against Northern Iowa in the 2019 WNIT when she made four three-pointers, scored 14 points and dished out six assists... She appeared in eight games (one start) as a sophomore (2019-20) before deciding to transfer... Averaged 14.2 minutes, 2.6 points and 1.1 rebounds.

At Viewmont High School

A four-star 2018 recruit out of Viewmont High School in Bountiful, Utah, Staples was ranked as the No. 64 player in the country by ESPN.com... As a senior, averaged 22.4 points, 4.3 assists, 3.8 rebounds and 2.8 steals and helped her school reach the Class 5A quarterfinals... After the season was named a First Team All-State selection by the Salt Lake Tribune... Staples was a starter on varsity all four years and increased her scoring average from 11.8 points per game as a freshman to 16.6 as a sophomore and 18.1 as a junior... Was a three-time Class 5A All-State selection... Helped Viewmont High School reach the state championship game as a junior... Was recruited by LSU, Kansas State, Missouri, Clemson, Utah and Texas Tech before deciding to attend Minnesota... Also played soccer for two seasons as a center midfielder.

Personal

Born in Salt Lake City to Janet and Darin Staples... Hopes to be a coach when her playing career is over... Lists Diana Taurasi as her favorite player... Graduated in the spring of 2022 with a B.A. in interdisciplinary studies and is now working on a master of arts in liberal arts and sciences.

CAREER STATISTICS

| Season | gp-gs | | Total | | 3-Point | | F-Throws | | Rebounds | | | | Scoring | | | | | | | |
|----------|-------|----|---------|------|---------|------|----------|------|----------|-----|-----|-----|---------|----|-----|-----|-----|-----|-----|------|
| | gp | gs | fg-fga | pct | fg-fga | pct | ft-fga | pct | off | def | tot | avg | pts | fo | ast | to | blk | stl | pts | avg |
| 2018-19* | 25 | 2 | 32-94 | .340 | 18-56 | .321 | 4-7 | .571 | 1 | 31 | 32 | 1.3 | 86 | 0 | 27 | 23 | 2 | 20 | 86 | 3.4 |
| 2019-20* | 8 | 1 | 8-29 | .276 | 3-14 | .214 | 2-3 | .667 | 2 | 7 | 9 | 1.1 | 21 | 0 | 7 | 5 | 1 | 8 | 21 | 2.6 |
| 2020-21 | 24 | 24 | 107-270 | .396 | 29-81 | .358 | 32-39 | .821 | 14 | 140 | 154 | 6.4 | 275 | 0 | 49 | 48 | 4 | 22 | 275 | 11.5 |
| 2021-22 | 28 | 28 | 116-271 | .428 | 40-102 | .392 | 17-25 | .680 | 8 | 104 | 112 | 4.0 | 289 | 0 | 55 | 35 | 5 | 31 | 289 | 10.3 |
| 2022-23 | 20 | 13 | 81-176 | .460 | 46-100 | .460 | 7-11 | .636 | 8 | 79 | 87 | 4.4 | 215 | 0 | 35 | 26 | 1 | 30 | 215 | 10.8 |
| TOTAL | 72 | 65 | 304-717 | .424 | 115-283 | .406 | 56-75 | .747 | 30 | 323 | 353 | 4.9 | 779 | 0 | 139 | 109 | 10 | 83 | 779 | 10.8 |
| All* | 105 | 68 | 344-840 | .410 | 136-353 | .385 | 62-85 | .729 | 33 | 361 | 394 | 3.8 | 886 | 0 | 173 | 137 | 13 | 111 | 886 | 8.4 |

*at Minnesota

CAREER HIGHS

Points

13, vs. Nevada (2-9-22)

Rebounds

5, vs. Seattle (11-25-22)

Assists

3, vs. Nevada (2-9-22)

Steals

2, vs. San Diego Christian (11-9-22)

Blocks

N/A

Field Goals

4, Three times

Last: vs. Seattle (11-25-22)

Field Goal Attempts

9, Twice

Last: vs. San Diego Christian (11-9-22)

3-Point Field Goals

2, vs. Nevada (2-9-22)

3-Point Field Goal Attempts

4, vs. Nevada (2-9-22)

Free Throws

5, vs. Nevada (2-9-22)

Free Throw Attempts

6, vs. Nevada (2-9-22)

MISC. CAREER STATS

Double-figure scoring games: 2

Double-figure rebounding games: 0



#13 MEGHAN FISO

Junior

5-10

Guard

Seattle, Wash.

Michigan/Garfield HS

Mountain West Scholar-Athlete (2021-22)**Mountain West All-Academic Team (2021-22)****2021-22 Season**

Appeared in 24 games off the bench... Averaged 1.4 points in 6.7 minutes per game... Had season-highs in points (13) and minutes (22) against Nevada (2-9-22)... Scored in seven games, totaling seven or more points on three occasions... Was 8-for-10 from the line.

At Michigan (2020-21)

Spent her freshman season at the University of Michigan where she appeared in seven games off the bench on a Wolverine squad that went 16-6 (9-4 in the Big Ten) and advanced to the first Sweet 16 in program history.

High School

A top 40 recruit according to Prospects Nation, she was named the 2020 AP Class 3A Player of the Year in Washington and was named the Seattle Times Player of the Year... As a senior, she averaged 24.7 points, 9.0 rebounds, 5.0 assists and 4.0 steals and helped lead Garfield High School (Seattle, Wash.) to a state championship while also securing the Tournament MVP award... prior to her senior year, attended West Seattle High School who she helped win back-to-back SeaKing District tournament championships and take third in the 2018 state tournament... As a junior, averaged 12.9 points and 7.2 rebounds and earned 3A All-Metro League first-team honors... In 2018 was also named the Pacific Northwest Basketball Officials Association Female Player of the Year.

Personal

Megan Fiso (FEE-zo) born in Seattle to Julie and Joe Fiso... Lists LeBron James as her favorite athlete... Majoring in communication.

CAREER STATISTICS

| Season | gp-gs | min/avg | Total | | 3-Point | | F-Throws | | Rebounds | | | | Scoring | | | | | | | |
|----------|-------|----------|--------|------|---------|------|----------|------|----------|-----|-----|-----|---------|----|-----|----|-----|-----|-----|-----|
| | | | fg-fga | pct | fg-fga | pct | ft-fla | pct | off | def | tot | avg | pf | fo | ast | to | blk | stl | pts | avg |
| 2020-21* | 7-0 | 19/2.7 | 0-6 | .000 | 0-3 | .000 | 0-0 | .000 | 0 | 4 | 4 | 0.6 | 0 | 0 | 2 | 1 | 0 | 0 | 0 | 0 |
| 2021-22 | 24-0 | 160/6.7 | 11-42 | .262 | 4-14 | .286 | 8-10 | .800 | 7 | 9 | 16 | 0.7 | 9 | 0 | 9 | 11 | 0 | 3 | 34 | 1.4 |
| 2022-23 | 8-0 | 123/15.4 | 19-45 | .422 | 4-10 | .400 | 2-5 | .400 | 7 | 11 | 18 | 2.3 | 10 | 0 | 5 | 5 | 0 | 3 | 44 | 5.5 |
| TOTAL | 32-0 | 283/8.8 | 30-87 | .345 | 8-24 | .333 | 10-15 | .667 | 14 | 20 | 34 | 1.1 | 19 | 0 | 14 | 16 | 0 | 6 | 78 | 2.4 |
| All* | 39-0 | 302/7.7 | 30-93 | .323 | 8-27 | .296 | 10-15 | .667 | 14 | 24 | 38 | 1.0 | 19 | 0 | 16 | 17 | 0 | 6 | 78 | 2.0 |

*at Michigan

CAREER HIGHS

Points
25 at Quinnipiac (1-3-21)*

Rebounds
7, Many times
Last: vs. San Diego Christian (11-9-22)

Assists
4, vs. San Diego Christian (11-9-22)

Steals
6, vs. Siena (3-10-21)*

Blocks
1, Many times*

Field Goals
10, at Quinnipiac (1-3-21)*

Field Goal Attempts
18, vs. Siena (3-10-21)*

3-Point Field Goals
4, vs. Manhattan (2-8-20)*

3-Point Field Goal Attempts
9, vs. Green Bay (12-15-19)*

Free Throws
5, Twice
Last: vs. Saint Peter's (3-5-21)*

Free Throw Attempts
7, at Central Michigan (11-30-19)

MISC. CAREER STATS

Double-figure scoring games: 23

Double-figure scoring games at SDSU: 1

Double-figure rebounding games: 0

* at Marist



#20 SARAH BARCELLO

Senior
5-11
Guard
Phoenix, Ariz
Marist/Seton Catholic Prep

All-MAAC Third Team (2020-21)
MAAC All-Championship Team (2019)
MAAC All-Academic Team (2018-19, 2019-2020 & 2020-21)

At Marist (2018-22)

Appeared in 74 games while making 57 starts at Marist... Averaged 7.6 points per game over that span and shot 34.9 percent from three, which is top ten all-time at Marist... Missed the 2021-22 season due to injury... Was an All-MAAC Third Team selection in 2020-21 after averaging a team-high 12.6 points per game and helping the Red Foxes win the MAAC Championship and make the NCAA Tournament... Scored in double figures 11 times, including a career-high 25 points at Quinnipiac... Averaged 13.7 points, 4.3 steals and 4.0 rebounds per game during the MAAC Championships... In 2019-20 as a sophomore, appeared in 24 games while making 21 starts and averaged 6.3 points on 43.9 shooting from the field in 21.3 minutes... In 2018-19, shot 41 percent from three and started 19 games while scoring 5.8 points per game... Was named to the MAAC All-Championship team after averaging 9.3 points in the 2019 conference tournament... Was a three-time MAAC All-Academic Team honoree.

High School

Attended Seton Catholic Prep in Chandler, Arizona, where she won three state championships... Was a two-time Arizona Division II Player of the Year and two-time 4A All-State First-Team selection... Averaged 16.0 points and 6.3 rebounds as a senior and 18.4 points and 7.1 rebounds as a junior... Was in the National Honors Society.

Personal

Born in Phoenix, Arizona... Her older sister Julia was the 2014 Gatorade State Player of the Year in Arizona and went on to play at Colgate while her brother Alex was a standout at BYU after spending two years at Arizona... Graduated from Marist with a psychology degree and is working towards a master's in education (counseling).

CAREER STATISTICS

| Season | Total | | 3-Point | | F-Throws | | Rebounds | | | | Scoring | | | | | | | | | |
|----------|--------|-----------|---------|------|----------|------|----------|------|-----|-----|---------|-----|-----|----|-----|----|-----|-----|-----|------|
| | gp-gs | min/avg | fg-fga | pct | fg-fga | pct | ft-fta | pct | off | def | tot | avg | pf | fo | ast | to | blk | stl | pts | avg |
| 2018-19* | 33-19 | 688/20.8 | 68-175 | .389 | 48-117 | .410 | 9-16 | .563 | 12 | 54 | 66 | 2.0 | 33 | 0 | 25 | 25 | 1 | 18 | 193 | 5.8 |
| 2019-20* | 24-21 | 510/21.3 | 58-132 | .439 | 24-75 | .320 | 12-23 | .522 | 18 | 38 | 56 | 2.3 | 43 | 0 | 30 | 21 | 2 | 12 | 152 | 6.3 |
| 2020-21* | 17-17 | 497/29.2 | 81-194 | .418 | 23-80 | .288 | 29-43 | .674 | 18 | 58 | 76 | 4.5 | 25 | 0 | 26 | 31 | 3 | 25 | 214 | 12.6 |
| 2022-23 | 27-1 | 371/13.7 | 25-69 | .362 | 17-54 | .315 | 9-14 | .643 | 22 | 37 | 59 | 2.2 | 25 | 0 | 17 | 10 | 6 | 14 | 76 | 2.8 |
| TOTAL | 27-1 | 371/13.7 | 25-69 | .362 | 17-54 | .315 | 9-14 | .643 | 22 | 37 | 59 | 2.2 | 25 | 0 | 17 | 10 | 6 | 14 | 76 | 2.8 |
| All* | 101-58 | 2066/20.5 | 232-570 | .407 | 112-326 | .344 | 59-96 | .615 | 70 | 187 | 257 | 2.5 | 126 | 0 | 98 | 87 | 12 | 69 | 635 | 6.3 |

* at Marist

CAREER HIGHS

Points
13, vs. Sacramento State (12-7-22)

Rebounds
6, Many times
Last: vs. San Diego Christian (11-9-22)

Assists
5, Twice
Last: at California Baptist (12-8-21)

Steals
7, vs. San Diego Christian (11-9-22)

Blocks
1, Three times
Last: at Boise State (2-28-21)

Field Goals
5, Twice
Last: vs. Sacramento State (12-7-22)

Field Goal Attempts
16, at Colorado State (12-10-20)

3-Point Field Goals
3, Twice
Last: vs. Nevada (1-5-23)

3-Point Field Goal Attempts
5, vs. Nevada (1-5-23)

Free Throws
4, at Colorado State (12-10-20)

Free Throw Attempts
6, at Colorado State (12-10-20)

MISC. CAREER STATS

Double-figure scoring games: 8

Double-figure scoring games at SDSU: 6

Double-figure rebounding games: 0

Double-Doubles: 0

*While at TCU



#21 ALEX CRAIN

Senior
5-9
Guard
McKinney, Texas
TCU/Dallas Thunder

Mountain West All-Academic Team (2020-21 & 2021-22)

As a Senior (2021-22)

Appeared in 20 games while making one start... Averaged 11.3 minutes per game... Scored a season-high seven points against UAB (11-22-21)... Topped 20 minutes three times, including a season-high 21 at Boise State (2-5-22)... Had a season-high five rebounds vs. Fresno State (2-19-22), her lone start of the year).

As a Junior (2020-21)

Appeared in 23 games and made 12 starts in her first season at SDSU... Averaged 4.0 points and 2.7 rebounds in 24.6 minutes per game... Scored in double-digits twice, including 12 points in the season opener against Washington (11-25-20)... Started the first 10 games of the year.

At TCU (2018-20)

Appeared in 48 games while averaging six minutes per game in her two years at TCU... Averaged 1.2 points, 0.5 rebounds and 0.3 assists per game... Helped TCU average 23 wins in her two seasons... Had career-high 11 points on 4-for-4 shooting (3-for-3 from three) along with four assists against Texas Tech her freshman season... In her final home game in 2020, scored a season-high seven points and dished out a career-high five assists against Oklahoma... Was named to the 2019-20 Academic All-Big 12 First Team.

High School

Was rated a three-star prospect by espnW and Prospects Nation... Was home schooled and played for the Dallas Thunder, a basketball organization for home-schooled students that competes as part of the National Christian HomeSchool Championships (NCHC)... Earned NCHC All-American and Big South All-Region honors three times... As a senior, averaged 19.5 points, seven rebounds, five assists and 2.5 steals per game and was named the Big South Region Player of the Year after helping lead the Thunder to the 18U Class 5A championship game... As a junior, averaged 15 points, eight rebounds, three assists and two steals per game, while helping the Thunder to a 18U class 8A title... Was named the Co-National Junior Offensive Player of the Year.

Personal

Graduated from TCU in two years with a degree in political science while majoring in philosophy... Earned a master's of business administration from SDSU in the spring of 2022 and is now working on a master of science in global business development.

CAREER STATISTICS

| Season | Total | | 3-Point | | F-Throws | | | Rebounds | | | | | Scoring | | | | | | | |
|-----------------|--------|-----------|---------|------|----------|------|--------|----------|-----|-----|-----|-----|---------|----|-----|----|-----|-----|-----|-----|
| | gp-gs | min/avg | fg-fga | pct | fg-fga | pct | ft-fga | pct | off | def | tot | avg | pf | fo | ast | to | blk | stl | pts | avg |
| 2018-19* | 23-0 | 148/6.4 | 13-37 | .351 | 7-15 | .467 | 4-4 | 1.000 | 5 | 12 | 17 | 0.7 | 13 | 0 | 6 | 6 | 1 | 2 | 37 | 1.6 |
| 2019-20* | 25-0 | 141/5.6 | 7-37 | .189 | 2-15 | .133 | 5-10 | .500 | 1 | 8 | 9 | 0.4 | 19 | 0 | 8 | 9 | 0 | 3 | 21 | 0.8 |
| 2020-21 | 23-12 | 565/24.6 | 35-128 | .273 | 7-36 | .194 | 15-26 | .577 | 9 | 52 | 61 | 2.7 | 48 | 2 | 28 | 27 | 2 | 15 | 92 | 4.0 |
| 2021-22 | 20-1 | 226/11.3 | 11-43 | .256 | 2-11 | .182 | 2-3 | .667 | 5 | 16 | 21 | 1.1 | 18 | 1 | 16 | 10 | 0 | 5 | 26 | 1.3 |
| 2022-23 | 26-4 | 483/18.6 | 32-97 | .330 | 14-42 | .333 | 24-36 | .667 | 5 | 31 | 36 | 1.4 | 50 | 0 | 31 | 33 | 0 | 16 | 102 | 3.9 |
| TOTAL | 69-17 | 1274/18.5 | 78-268 | .291 | 23-89 | .258 | 41-65 | .631 | 19 | 99 | 118 | 1.7 | 116 | 3 | 75 | 70 | 2 | 36 | 220 | 3.2 |
| All* at TCU* | 117-17 | 1563/13.4 | 98-342 | .287 | 32-119 | .269 | 50-79 | .633 | 25 | 119 | 144 | 1.2 | 148 | 3 | 89 | 85 | 3 | 41 | 278 | 2.4 |

CAREER HIGHS

Points
N/A

Rebounds
2, Twice
Last: at San Jose State (2-11-23)

Assists
N/A

Steals
N/A

Blocks
N/A

Field Goals
N/A

Field Goal Attempts
2, at San Jose State (2-11-23)

3-Point Field Goals
N/A

3-Point Field Goal Attempts
2, at San Jose State (2-11-23)

Free Throws
N/A

Free Throw Attempts
N/A

MISC. CAREER STATS

Double-figure scoring games: 0

Double-figure rebounding games: 0



#22 NATALIJA GRIZELJ

Freshman
5-9
Guard
Sunnyvale, Calif.
Saint Francis HS

High School

Attended Saint Francis High School where she lettered all four years... As a senior, averaged 11.4 points, 4.6 rebounds, 2.5 assists with 61 made three-pointers... Was an all-state honorable mention selection... Was in the National Honors Society and graduated with honors.

Personal

Born in Stanford, California to Jelena and Blaz Grizelj... Her sister Mia plays at Saint Mary's... Lists Steph Curry as her favorite athlete... Enjoys going to the beach, working out and listening to music... Majoring in business and aspires to be an athletic trainer.

CAREER STATISTICS

| Season | gp-gs | min/avg | Total | | 3-Point | | F-Throws | | Rebounds | | | | Scoring | | | | | | | | |
|---------|-------|---------|--------|------|---------|------|----------|------|----------|-----|-----|-----|---------|----|-----|----|-----|-----|-----|-----|-----|
| | | | fg-fga | pct | fg-fga | pct | ft-fta | pct | off | def | tot | avg | pf | fo | ast | to | blk | stl | pts | avg | |
| 2022-23 | 10-0 | 26/2.6 | 0-6 | .000 | 0-6 | .000 | 0-0 | .000 | 0 | 2 | 2 | 0.2 | 0 | 0 | 0 | 3 | 0 | 0 | 0 | 0 | 0.0 |
| TOTAL | 10-0 | 26/2.6 | 0-6 | .000 | 0-6 | .000 | 0-0 | .000 | 0 | 2 | 2 | 0.2 | 0 | 0 | 0 | 3 | 0 | 0 | 0 | 0 | 0.0 |

CAREER HIGHS

Points
22, at California Baptist (12-8-21)

Rebounds
11, Four times
Last: 2, at San Jose State (2-11-23)

Assists
7, vs. Seattle (11-25-22)

Steals
4, Twice
Last: vs. Utah State (1-13-22)

Blocks
3, at Wyoming (1-30-21)

Field Goals
9, at California Baptist (12-8-21)

Field Goal Attempts
16, vs. Boise State (1-14-23)

3-Point Field Goals
1, at Colorado State (12-8-20)

3-Point Field Goal Attempts
2, at Colorado State (12-10-20)

Free Throws
5, at San Jose State (2-11-23)

Free Throw Attempts
8, Twice
Last: at San Jose State (2-11-23)

MISC. CAREER STATS

Double-figure scoring games: 22

Double-figure rebounding games: 7

Double-doubles: 4



#23 KIM VILLALOBOS

Junior

6-0

Guard/Forward

Los Angeles, Calif.

Chaminade HS

As a Sophomore (2021-22)

Appeared in 28 games and made six starts... Averaged 6.7 points and 5.6 rebounds in 17.5 minutes per game... Led the team with 48.8 field goal percentage... Scored in double-figures six times including a career-high 22 points on 9-for-13 shooting at California Baptist (12-8-21)... Had 10 or more rebounds five times and led the Aztecs in rebounding on nine occasions... Led the team in steals 10 times... For the second straight year, played for the El Salvador National Team following the season.

As a Freshman (2020-21)

Made the Mountain West All-Freshman Team... Averaged 6.6 points, 4.4 rebounds and 1.0 assist in 18.8 minutes per game... Scored in double-figures five times, including a season-high 16 at Colorado State (12-8-20)... Had a season-high 10 rebounds vs. Air Force (1-22-21)... Started eight games, including seven straight in conference play... Following the season played for the El Salvador National Team.

High School/International

Averaged 15 points and 12 rebounds per game as a senior at Chaminade HS... Was named to the All-Mission League First-Team as a senior... Helped her school reach the quarterfinals of the CIF Southern Section Division I championships... Previously attended Bishop Alemany HS where she averaged 19 points per game as a junior... Played with the El Salvador national team and was named the top Salvadoran basketball player in the US... Played for Team Taurasi for the California Storm AAU program on the prestigious Nike circuit with teammate Asia Avinger.

Personal

Kimberly Villalobos was born in Panorama City, Calif. to Silvia Estrada and Enock Villalobos... Lists Kobe Bryant as her favorite athlete and had the opportunity to work at the Mamba Sports Academy... Majoring in social work.

CAREER STATISTICS

| Season | gp-gs | | Total | | 3-Point | | F-Throws | | Rebounds | | | | Scoring | | | | | | | | | | | | |
|---------|-------|----|--------|------|---------|-----|----------|-----|----------|------|-----|-----|---------|-----|-----|-----|-----|-----|-----|-----|-----|----|----|-----|-----|
| | gp | gs | fg-fga | pct | fg-fga | pct | ft-fa | pct | off | def | tot | avg | pf | fo | ast | to | blk | stl | pts | avg | | | | | |
| 2020-21 | 22 | 8 | 413 | 18.8 | 52 | 148 | .351 | 1 | 5 | .200 | 41 | 71 | .577 | 44 | 52 | 96 | 4.4 | 35 | 1 | 22 | 37 | 9 | 15 | 146 | 6.6 |
| 2021-22 | 28 | 6 | 491 | 17.5 | 79 | 162 | .488 | 0 | 0 | .000 | 30 | 56 | .536 | 59 | 98 | 157 | 5.6 | 59 | 2 | 18 | 35 | 13 | 37 | 188 | 6.7 |
| 2022-23 | 27 | 27 | 591 | 21.9 | 100 | 196 | .510 | 0 | 1 | .000 | 41 | 70 | .586 | 46 | 89 | 135 | 5.0 | 73 | 3 | 41 | 38 | 19 | 40 | 241 | 8.9 |
| TOTAL | 77 | 41 | 1495 | 19.4 | 231 | 506 | .457 | 1 | 6 | .167 | 112 | 197 | .569 | 149 | 239 | 388 | 5.0 | 167 | 6 | 81 | 110 | 41 | 92 | 575 | 7.5 |

CAREER HIGHS

Points
23, at UC San Diego (12-1-22)

Rebounds
10, vs. Antelope Valley (11-12-22)

Assists
7, Twice
Last: at Utah State (12-31-22)

Steals
5, at Utah State (12-31-22)

Blocks
2, at UC San Diego (12-1-22)

Field Goals
9, at UC San Diego (12-1-22)

Field Goal Attempts
16, at Colorado State (1-16-23)

3-Point Field Goals
2, Twice
Last: at Colorado State (1-16-23)

3-Point Field Goal Attempts
7, at Colorado State (1-16-23)

Free Throws
12, vs. Antelope Valley (11-12-22)

Free Throw Attempts
12, vs. Antelope Valley (11-12-22)

MISC. CAREER STATS
Double-figure scoring games: 13

Double-figure scoring games at SDSU: 9

20-Point Games (all at SDSU): 2

Double-figure rebounding games (all at SDSU): 1

Double-Doubles (all at SDSU): 1



#24 ABBY PROHASKA

Senior
5-9
Guard
Liberty Township, Ohio
Lakota West HS

Two-time ACC Academic Honor Roll

At Notre Dame (2018-22)

Appeared in 74 games with the Fighting Irish, made 16 starts and played in nine NCAA Tournament games including both games of the 2019 Final Four as a freshman... Averaged 2.7 points, 2.3 rebounds and 1.2 assists in 15.2 minutes per game... In 2021-22, appeared in 20 games and shot a career-best 50.9 percent from the field and scored 3.6 points per game... In the 2020-21 season played in 16 games, while starting 13 of them, averaging 4.2 points in a career-high 21.2 minutes per game... Utilized a medical redshirt in the 2019-20 season after being diagnosed with a bilateral pulmonary embolism... As a freshman in 2018-19, appeared in 38 games with three starts and helped Notre Dame reach the national championship game while averaging 14.4 minutes per game... During their tournament run, she was the Fighting Irish's first guard off the bench and after the season was named the team's most improved player... Was named to the ACC Academic Honor Roll and the Dean's List twice... Was heavily involved with SAAC where she headed up the service branch... Graduated with a degree in visual communication while minoring in digital media marketing.

High School

Was a four-star prep prospect out of Lakota West High School where she was ranked No. 73 in the nation by ESPN HoopGurlz... During her four years there, the Firebirds lost just eight games and won the state championship in 2015... As a senior, she averaged 15.0 points, 6.4 rebounds and 4.2 steals and was named the District 15 and Greater Miami Conference Player of the Year... Set school records for career assists (267) and most steals in a single-season (100), and surpassed the 1,000 point mark for her career... Was named to the All-State First-Team twice and was an All-League First-Team selection three times... Played for Team USA at the 2016 FIBA U17 World Championships in Zaragoza Spain where they won a bronze medal... Also played soccer for two years and led her conference in goals scored as a freshman.

Personal

Abigail Prohaska (pro-HASK-kuh) was born in Cincinnati, Ohio to Melissa and Tom Prohaska... Her grandpa played baseball at Miami Ohio, her dad played football at Ashland University and her sister Maddie is a standout goalkeeper at Auburn... Lists Sue Bird as her favorite athlete... Pursuing a master's degree in liberal arts and sciences.

CAREER STATISTICS

| Season | gp-gs | min/avg | Total | | 3-Point | | F-Throws | | Rebounds | | | | Scoring | | | | | | | |
|----------|--------|-----------|---------|------|---------|------|----------|------|----------|-----|-----|-----|---------|----|-----|-----|-----|-----|-----|-----|
| | | | fg-fga | pct | fg-fga | pct | ft-fta | pct | off | def | tot | avg | pf | fo | ast | to | blk | stl | pts | avg |
| 2018-19* | 38-3 | 547/14.4 | 18-49 | .367 | 2-7 | .286 | 20-26 | .769 | 25 | 44 | 69 | 1.8 | 58 | 0 | 43 | 30 | 1 | 30 | 58 | 1.5 |
| 2020-21* | 16-13 | 339/21.2 | 27-67 | .403 | 0-9 | .000 | 13-16 | .813 | 18 | 36 | 54 | 3.4 | 26 | 0 | 27 | 20 | 3 | 12 | 67 | 4.2 |
| 2021-22* | 20-0 | 241/12.1 | 29-57 | .509 | 2-7 | .286 | 12-14 | .857 | 20 | 30 | 50 | 2.5 | 23 | 1 | 16 | 15 | 2 | 13 | 72 | 3.6 |
| 2022-23 | 27-16 | 664/24.6 | 81-193 | .420 | 7-41 | .171 | 47-54 | .870 | 32 | 63 | 95 | 3.5 | 52 | 0 | 54 | 60 | 4 | 44 | 216 | 8.0 |
| TOTAL | 27-16 | 664/24.6 | 81-193 | .420 | 7-41 | .171 | 47-54 | .870 | 32 | 63 | 95 | 3.5 | 52 | 0 | 54 | 60 | 4 | 44 | 216 | 8.0 |
| All* | 101-32 | 1791/17.7 | 155-366 | .423 | 11-64 | .172 | 92-110 | .836 | 95 | 173 | 268 | 2.7 | 159 | 1 | 140 | 125 | 10 | 99 | 413 | 4.1 |

* At Notre Dame

CAREER HIGHS

Points
32, vs. Texas Wesleyan (12-20-19)**

Rebounds
17, vs. SW New Mexico (11-18-19)**

Assists
5, Three times
Last: vs Wyoming (1-22-22)*

Steals
6, vs. Boise State (2-12-22)*

Blocks
2, Many times (2-12-22)*

Field Goals
15, vs. Texas Wesleyan (12-20-19)**

Field Goal Attempts
23, at Colorado State (2-9-22)*

3-Point Field Goals
1, Many times
Last: vs. San Diego State (2-2-22)*

3-Point Field Goal Attempts
4, at Western Kentucky (2-15-20)**

Free Throws
8, Twice
Last: vs. Boise State (2-12-22)*

Free Throw Attempts
11, vs. Boise State (2-12-22)*

MISC. CAREER STATS

Double-figure scoring games: 38

Double-figure rebounding games: 15

Double-Doubles: 13

* While at Utah State

** While at UT San Antonio



#32 ADRYANA QUEZADA

Senior
5-11
Forward
Frisco, Texas
Utah State/Lone Star HS

All-Mountain West Honorable Mention (at Utah State, 2021-22)
Mountain West Player of the Week (at Utah State, Feb. 14, 2022)
Two-time Conference USA Freshman of the Week (2019-20)

At Utah State (2021-22)

Was an All-Mountain West honorable selection after averaging 15.2 points and 7.9 rebounds per game... Shot 53.6 percent in her lone year at Utah State, which was third in the Mountain West... Finished fifth in the conference in scoring (15.2 ppg) and sixth in rebounding (7.9 rpg)... Averaged 20.4 points per game over her final 14 contests... Scored in double-digits in 15 of her final 16 games and in 19 of her 28 games on the year, including a season-best 30 points at Colorado State (Jan. 19)... Was the Mountain West Player of the Week award on Feb. 14... Had a team-high nine double-doubles.

At UT-San Antonio (2019-21)

Averaged 13.8 points and 6.9 rebounds across 29 games... Averaged 15.3 points and 10.0 rebounds in six games as a sophomore before missing the rest of the season due to injury... As a freshman, started 16 games while scoring 13.4 points per game... Was the Conference USA Freshman of the Week twice... Led the Roadrunners in field goal percentage both years.

High School

Attended Lone Star High School in Frisco, Texas where she teamed with former Aztec Mallory Adams for two seasons... As a senior, averaged 16.5 points and 7.0 rebounds while helping her team go 28-9 and 17-1 in league play... Earned All-State, All-Region, and All-District honors three times and scored over 1,000 points in her prep career... Played for Premier Basketball's "Team Lex," which won the 2017 Adidas National Championship and the 2018 Super 64 National Championship... Was in the National Honors Society and was an All-State Academic selection twice.

Personal

Adryana Quezada (Eh-dree-on-uh KAY-zah-duh) was born in Dallas, Texas... Lists Luka Doncic as her favorite player... Majored in integrated studies at Utah State... Aspires to be a video game designer.

CAREER STATISTICS

| Season | gp-gs | | Total | | 3-Point | | F-Throws | | Rebounds | | | | Scoring | | | | | | | |
|----------|-------|-----------|---------|------|---------|------|----------|------|----------|-----|-----|------|---------|----|-----|-----|-----|-----|-----|------|
| | min | avg | fg-fga | pct | fg-fga | pct | ft-fa | pct | off | def | tot | avg | pf | fo | ast | to | blk | stl | pts | avg |
| 2019-20* | 23-16 | 650/28.3 | 126-257 | .490 | 3-18 | .167 | 53-79 | .671 | 60 | 81 | 141 | 6.1 | 33 | 0 | 24 | 57 | 10 | 18 | 308 | 13.4 |
| 2020-21* | 6-4 | 165/27.5 | 40-77 | .519 | 0-1 | .000 | 12-15 | .800 | 24 | 36 | 60 | 10.0 | 9 | 0 | 3 | 13 | 1 | 9 | 92 | 15.3 |
| 2021-22* | 28-22 | 824/29.4 | 180-336 | .536 | 8-19 | .421 | 57-81 | .704 | 85 | 135 | 220 | 7.9 | 53 | 1 | 50 | 56 | 15 | 32 | 425 | 15.2 |
| All* | 57-42 | 1639/28.8 | 346-670 | .516 | 11-38 | .289 | 122-175 | .697 | 169 | 252 | 421 | 7.4 | 95 | 1 | 77 | 126 | 26 | 59 | 825 | 14.5 |

* 2019-21 at UT San Antonio & 2021-22 at Utah State

All games

| RECORD: | OVERALL | HOME | AWAY | NEUTRAL |
|----------------|---------|------|------|---------|
| ALL GAMES | 20-7 | 13-1 | 6-5 | 1-1 |
| CONFERENCE | 10-4 | 5-1 | 5-3 | 0-0 |
| NON-CONFERENCE | 10-3 | 8-0 | 1-2 | 1-1 |

| # | Player | gp-gs | min | avg | Total | | 3-Point | | F-Throw | | Rebounds | | | pf | dq | a | to | blk | stl | pts | avg | |
|----------------|------------------|-------|------|------|----------|------|---------|------|---------|------|----------|-----|-----|-----|-----|---|-----|-----|-----|-----|------|------|
| | | | | | fg-fga | fg% | 3fg-fga | 3fg% | ft-fga | ft% | off | def | tot | | | | | | | | | |
| 01 | Asia Avinger | 22-21 | 641 | 29.1 | 102-203 | .502 | 12-37 | .324 | 50-78 | .641 | 8 | 69 | 77 | 3.5 | 71 | 2 | 97 | 56 | 5 | 49 | 266 | 12.1 |
| 02 | Sophia Ramos | 27-26 | 870 | 32.2 | 101-262 | .385 | 49-132 | .371 | 74-85 | .871 | 10 | 87 | 97 | 3.6 | 56 | 0 | 106 | 56 | 7 | 43 | 325 | 12.0 |
| 12 | Mercedes Staples | 20-13 | 597 | 29.9 | 81-176 | .460 | 46-100 | .460 | 7-11 | .636 | 8 | 79 | 87 | 4.4 | 27 | 0 | 35 | 26 | 1 | 30 | 215 | 10.8 |
| 05 | Yummy Morris | 27-27 | 679 | 25.1 | 107-198 | .540 | 0-0 | .000 | 30-48 | .625 | 39 | 80 | 119 | 4.4 | 58 | 1 | 13 | 38 | 26 | 21 | 244 | 9.0 |
| 23 | Kim Villalobos | 27-27 | 591 | 21.9 | 100-196 | .510 | 0-1 | .000 | 41-70 | .586 | 46 | 89 | 135 | 5.0 | 73 | 3 | 41 | 38 | 19 | 40 | 241 | 8.9 |
| 24 | Abby Prohaska | 27-16 | 664 | 24.6 | 81-193 | .420 | 7-41 | .171 | 47-54 | .870 | 32 | 63 | 95 | 3.5 | 52 | 0 | 54 | 60 | 4 | 44 | 216 | 8.0 |
| 13 | Meghan Fiso | 8-0 | 123 | 15.4 | 19-45 | .422 | 4-10 | .400 | 2-5 | .400 | 7 | 11 | 18 | 2.3 | 10 | 0 | 5 | 5 | 0 | 3 | 44 | 5.5 |
| 21 | Alex Crain | 26-4 | 483 | 18.6 | 32-97 | .330 | 14-42 | .333 | 24-36 | .667 | 5 | 31 | 36 | 1.4 | 50 | 0 | 31 | 33 | 0 | 16 | 102 | 3.9 |
| 00 | Khylee Pepe | 25-0 | 355 | 14.2 | 29-91 | .319 | 2-14 | .143 | 26-38 | .684 | 31 | 36 | 67 | 2.7 | 49 | 2 | 16 | 29 | 10 | 17 | 86 | 3.4 |
| 20 | Sarah Barcello | 27-1 | 371 | 13.7 | 25-69 | .362 | 17-54 | .315 | 9-14 | .643 | 22 | 37 | 59 | 2.2 | 25 | 0 | 17 | 10 | 6 | 14 | 76 | 2.8 |
| 22 | Natalija Grizelj | 10-0 | 26 | 2.6 | 0-6 | .000 | 0-6 | .000 | 0-0 | .000 | 0 | 2 | 2 | 0.2 | 0 | 0 | 0 | 3 | 0 | 0 | 0 | 0.0 |
| Team | | | | | | | | | | | | | 37 | 60 | 97 | | | | | 30 | | |
| Total..... | | 0 | 5400 | | 677-1536 | .441 | 151-437 | .346 | 310-439 | .706 | 245 | 644 | 889 | 0.0 | 471 | 8 | 415 | 384 | 78 | 277 | 1815 | 0.0 |
| Opponents..... | | 0 | 5400 | | 533-1404 | .380 | 136-484 | .281 | 317-414 | .766 | 246 | 637 | 883 | 0.0 | 462 | - | 281 | 512 | 71 | 172 | 1519 | 0.0 |

| TEAM STATISTICS | SDSU | OPP | Date | Opponent | Score | Att. |
|------------------------|----------|----------|------------|---------------------|---------|------|
| SCORING | 1815 | 1519 | 11/07/22 | at Stanford | L 48-86 | 3012 |
| Points per game | 67.2 | 56.3 | 11/09/22 | SAN DIEGO CHRISTIAN | w 81-30 | 0 |
| Scoring margin | +11.0 | - | 11/12/22 | ANTELOPE VALLEY | w 95-41 | 338 |
| FIELD GOALS-ATT | 677-1536 | 533-1404 | 11/15/22 | SOUTHEASTERN LA. | w 69-53 | 365 |
| Field goal pct | .441 | .380 | 11/18/22 | PORTLAND | w 55-53 | 1490 |
| 3 POINT FG-ATT | 151-437 | 136-484 | 11/22/22 | GRAMBLING | w 66-41 | 1272 |
| 3-point FG pct | .346 | .281 | 11/25/22 | SEATTLE U | w 70-36 | 498 |
| 3-pt FG made per game | 5.6 | 5.0 | 12/01/22 | at UC San Diego | w 72-60 | 467 |
| FREE THROWS-ATT | 310-439 | 317-414 | 12/04/22 | at San Francisco | L 56-65 | 0 |
| Free throw pct | .706 | .766 | 12/07/22 | SACRAMENTO ST. | w 70-59 | 2102 |
| F-Throws made per game | 11.5 | 11.7 | 12/10/22 | SAN DIEGO | w 68-45 | 1254 |
| REBOUNDS | 889 | 883 | 12/20/22 | vs Miami (OH) | w 66-57 | 0 |
| Rebounds per game | 32.9 | 32.7 | 12/21/22 | vs Georgia | L 44-63 | 434 |
| Rebounding margin | +0.2 | - | * 12/31/22 | at Utah St. | w 89-55 | 317 |
| ASSISTS | 415 | 281 | * 01/05/23 | NEVADA | w 80-70 | 754 |
| Assists per game | 15.4 | 10.4 | * 01/07/23 | UNLV | L 70-76 | 1017 |
| TURNOVERS | 384 | 512 | * 01/11/23 | at Fresno St. | w 49-43 | 1555 |
| Turnovers per game | 14.2 | 19.0 | * 01/14/23 | BOISE ST. | w 55-42 | 706 |
| Turnover margin | +4.7 | - | * 01/16/23 | at Colorado St. | L 58-71 | 1164 |
| Assist/turnover ratio | 1.1 | 0.5 | * 01/19/23 | NEW MEXICO | w 65-61 | 4150 |
| STEALS | 277 | 172 | * 01/21/23 | at Wyoming | w 73-66 | 2647 |
| Steals per game | 10.3 | 6.4 | * 01/26/23 | FRESNO ST. | w 75-56 | 571 |
| BLOCKS | 78 | 71 | * 01/28/23 | SAN JOSE ST. | w 59-39 | 1100 |
| Blocks per game | 2.9 | 2.6 | * 01/30/23 | at Boise St. | L 57-62 | 661 |
| ATTENDANCE | 15617 | 16821 | * 02/04/23 | at New Mexico | L 78-83 | 5143 |
| Home games-Avg/Game | 14-1116 | 11-1490 | * 02/09/23 | at Nevada | w 67-51 | 754 |
| Neutral site-Avg/Game | - | 2-217 | * 02/11/23 | at San Jose St. | w 80-55 | 667 |

| Score by Periods | 1st | 2nd | 3rd | 4th | Totals |
|------------------|-----|-----|-----|-----|--------|
| San Diego St. | 452 | 440 | 489 | 434 | 1815 |
| Opponents | 351 | 363 | 417 | 388 | 1519 |

* - Conference game

Conference games only

| RECORD: | OVERALL | HOME | AWAY | NEUTRAL |
|----------------|---------|------|------|---------|
| ALL GAMES | 10-4 | 5-1 | 5-3 | 0-0 |
| CONFERENCE | 10-4 | 5-1 | 5-3 | 0-0 |
| NON-CONFERENCE | 0-0 | 0-0 | 0-0 | 0-0 |

| # | Player | gp-gs | min | avg | Total | | 3-Point | | F-Throw | | Rebounds | | | | pf | dq | a | to | blk | stl | pts | avg | | | |
|----------------|------------------|-------|------|---------|--------|------|---------|------|---------|------|----------|-----|-----|------|-----|----|-----|-----|-----|-----|-----|------|--|--|----|
| | | | | | fg-fga | fg% | 3fg-fga | 3fg% | ft-fta | ft% | off | def | tot | avg | | | | | | | | | | | |
| 02 | Sophia Ramos | 14-14 | 464 | 33.1 | 55-149 | .369 | 26-78 | .333 | 48-57 | .842 | 6 | 45 | 51 | 3.6 | 31 | 0 | 65 | 29 | 5 | 15 | 184 | 13.1 | | | |
| 01 | Asia Avinger | 14-13 | 423 | 30.2 | 68-135 | .504 | 5-24 | .208 | 30-46 | .652 | 6 | 46 | 52 | 3.7 | 46 | 1 | 66 | 28 | 4 | 33 | 171 | 12.2 | | | |
| 23 | Kim Villalobos | 14-14 | 326 | 23.3 | 61-112 | .545 | 0-1 | .000 | 26-43 | .605 | 24 | 45 | 69 | 4.9 | 40 | 2 | 18 | 15 | 9 | 21 | 148 | 10.6 | | | |
| 05 | Yummy Morris | 14-14 | 372 | 26.6 | 65-111 | .586 | 0-0 | .000 | 13-19 | .684 | 23 | 50 | 73 | 5.2 | 30 | 0 | 4 | 16 | 13 | 8 | 143 | 10.2 | | | |
| 12 | Mercedes Staples | 9-2 | 247 | 27.4 | 31-69 | .449 | 21-47 | .447 | 2-5 | .400 | 5 | 30 | 35 | 3.9 | 7 | 0 | 9 | 9 | 0 | 9 | 85 | 9.4 | | | |
| 24 | Abby Prohaska | 14-12 | 364 | 26.0 | 42-100 | .420 | 4-20 | .200 | 13-17 | .765 | 9 | 31 | 40 | 2.9 | 24 | 0 | 32 | 26 | 1 | 26 | 101 | 7.2 | | | |
| 20 | Sarah Barcello | 14-0 | 194 | 13.9 | 16-35 | .457 | 12-28 | .429 | 2-4 | .500 | 9 | 15 | 24 | 1.7 | 17 | 0 | 7 | 4 | 5 | 4 | 46 | 3.3 | | | |
| 21 | Alex Crain | 14-1 | 219 | 15.6 | 11-42 | .262 | 6-19 | .316 | 11-16 | .688 | 1 | 17 | 18 | 1.3 | 19 | 0 | 16 | 14 | 0 | 4 | 39 | 2.8 | | | |
| 00 | Khylee Pepe | 14-0 | 181 | 12.9 | 13-44 | .295 | 1-6 | .167 | 11-14 | .786 | 12 | 19 | 31 | 2.2 | 24 | 1 | 8 | 17 | 3 | 9 | 38 | 2.7 | | | |
| 22 | Natalija Grizelj | 4-0 | 10 | 2.5 | 0-4 | .000 | 0-4 | .000 | 0-0 | .000 | 0 | 0 | 0 | 0.0 | 0 | 0 | 0 | 1 | 0 | 0 | 0 | 0.0 | | | |
| Team | | | | | | | | | | | 18 | 32 | 50 | | | | | | | | | | | | 17 |
| Total..... | | 14 | 2800 | 362-801 | | .452 | 75-227 | .330 | 156-221 | .706 | 113 | 330 | 443 | 31.6 | 238 | 4 | 225 | 176 | 40 | 129 | 955 | 68.2 | | | |
| Opponents..... | | 14 | 2800 | 294-728 | | .404 | 71-237 | .300 | 171-216 | .792 | 119 | 328 | 447 | 31.9 | 239 | - | 141 | 242 | 31 | 79 | 830 | 59.3 | | | |

| TEAM STATISTICS | SDSU | OPP | Date | Opponent | Score | Att. |
|------------------------|---------|---------|---------------------|-----------------|---------|------|
| SCORING | 955 | 830 | * 12/31/22 | at Utah St. | w 89-55 | 317 |
| Points per game | 68.2 | 59.3 | * 01/05/23 | NEVADA | w 80-70 | 754 |
| Scoring margin | +8.9 | - | * 01/07/23 | UNLV | L 70-76 | 1017 |
| FIELD GOALS-ATT | 362-801 | 294-728 | * 01/11/23 | at Fresno St. | w 49-43 | 1555 |
| Field goal pct | .452 | .404 | * 01/14/23 | BOISE ST. | w 55-42 | 706 |
| 3 POINT FG-ATT | 75-227 | 71-237 | * 01/16/23 | at Colorado St. | L 58-71 | 1164 |
| 3-point FG pct | .330 | .300 | * 01/19/23 | NEW MEXICO | w 65-61 | 4150 |
| 3-pt FG made per game | 5.4 | 5.1 | * 01/21/23 | at Wyoming | w 73-66 | 2647 |
| FREE THROWS-ATT | 156-221 | 171-216 | * 01/26/23 | FRESNO ST. | w 75-56 | 571 |
| Free throw pct | .706 | .792 | * 01/28/23 | SAN JOSE ST. | w 59-39 | 1100 |
| F-Throws made per game | 11.1 | 12.2 | * 01/30/23 | at Boise St. | L 57-62 | 661 |
| REBOUNDS | 443 | 447 | * 02/04/23 | at New Mexico | L 78-83 | 5143 |
| Rebounds per game | 31.6 | 31.9 | * 02/09/23 | at Nevada | w 67-51 | 754 |
| Rebounding margin | -0.3 | - | * 02/11/23 | at San Jose St. | w 80-55 | 667 |
| ASSISTS | 225 | 141 | * - Conference game | | | |
| Assists per game | 16.1 | 10.1 | | | | |
| TURNOVERS | 176 | 242 | | | | |
| Turnovers per game | 12.6 | 17.3 | | | | |
| Turnover margin | +4.7 | - | | | | |
| Assist/turnover ratio | 1.3 | 0.6 | | | | |
| STEALS | 129 | 79 | | | | |
| Steals per game | 9.2 | 5.6 | | | | |
| BLOCKS | 40 | 31 | | | | |
| Blocks per game | 2.9 | 2.2 | | | | |
| ATTENDANCE | 8298 | 12908 | | | | |
| Home games-Avg/Game | 6-1383 | 8-1614 | | | | |
| Neutral site-Avg/Game | - | 0-0 | | | | |

| Score by Periods | 1st | 2nd | 3rd | 4th | Totals |
|------------------|-----|-----|-----|-----|--------|
| San Diego St. | 259 | 218 | 266 | 212 | 955 |
| Opponents | 171 | 212 | 215 | 232 | 830 |

TEAM STATISTICS

| Opponent | Date | Score | | Total | | 3-Pointers | | Free throws | | Rebounds | | | | pf | a | t/o | blk | stl | pts | avg |
|---------------------|----------|-------|---|----------|------|------------|------|-------------|-------|----------|-----|-----|------|-----|-----|-----|-----|-----|------|------|
| | | | | fg-fga | pct | 3fg-fga | pct | ft-fta | pct | off | def | tot | avg | | | | | | | |
| at Stanford | 11/07/22 | 48-86 | L | 18-57 | .316 | 5-16 | .313 | 7-13 | .538 | 7 | 16 | 23 | 23.0 | 17 | 9 | 11 | 0 | 5 | 48 | 48.0 |
| SAN DIEGO CHRISTIAN | 11/09/22 | 81-30 | W | 32-84 | .381 | 6-30 | .200 | 11-22 | .500 | 24 | 31 | 55 | 39.0 | 24 | 21 | 15 | 3 | 27 | 81 | 64.5 |
| ANTELOPE VALLEY | 11/12/22 | 95-41 | W | 28-61 | .459 | 5-16 | .313 | 34-43 | .791 | 17 | 38 | 55 | 44.3 | 16 | 15 | 19 | 4 | 10 | 95 | 74.7 |
| SOUTHEASTERN LA. | 11/15/22 | 69-53 | W | 29-57 | .509 | 10-19 | .526 | 1-1 | 1.000 | 6 | 31 | 37 | 42.5 | 19 | 18 | 17 | 4 | 8 | 69 | 73.2 |
| PORTLAND | 11/18/22 | 55-53 | W | 18-59 | .305 | 6-17 | .353 | 13-18 | .722 | 13 | 20 | 33 | 40.6 | 17 | 12 | 17 | 4 | 11 | 55 | 69.6 |
| GRAMBLING | 11/22/22 | 66-41 | W | 25-50 | .500 | 4-10 | .400 | 12-17 | .706 | 7 | 27 | 34 | 39.5 | 10 | 21 | 13 | 2 | 12 | 66 | 69.0 |
| SEATTLE U | 11/25/22 | 70-36 | W | 29-60 | .483 | 3-15 | .200 | 9-13 | .692 | 10 | 26 | 36 | 39.0 | 15 | 17 | 9 | 2 | 17 | 70 | 69.1 |
| at UC San Diego | 12/01/22 | 72-60 | W | 28-56 | .500 | 6-15 | .400 | 10-13 | .769 | 7 | 24 | 31 | 38.0 | 20 | 18 | 17 | 7 | 10 | 72 | 69.5 |
| at San Francisco | 12/04/22 | 56-65 | L | 22-48 | .458 | 4-8 | .500 | 8-14 | .571 | 6 | 26 | 32 | 37.3 | 23 | 9 | 25 | 3 | 10 | 56 | 68.0 |
| SACRAMENTO ST. | 12/07/22 | 70-59 | W | 27-60 | .450 | 8-13 | .615 | 8-9 | .889 | 14 | 21 | 35 | 37.1 | 17 | 12 | 13 | 1 | 7 | 70 | 68.2 |
| SAN DIEGO | 12/10/22 | 68-45 | W | 24-48 | .500 | 11-17 | .647 | 9-13 | .692 | 3 | 22 | 25 | 36.0 | 21 | 18 | 17 | 5 | 11 | 68 | 68.2 |
| vs Miami (OH) | 12/20/22 | 66-57 | W | 20-46 | .435 | 2-11 | .182 | 24-30 | .800 | 7 | 21 | 28 | 35.3 | 16 | 7 | 12 | 1 | 8 | 66 | 68.0 |
| vs Georgia | 12/21/22 | 44-63 | L | 15-49 | .306 | 6-23 | .261 | 8-12 | .667 | 11 | 11 | 22 | 34.3 | 18 | 13 | 23 | 2 | 12 | 44 | 66.2 |
| at Utah St. | 12/31/22 | 89-55 | W | 35-62 | .565 | 7-22 | .318 | 12-19 | .632 | 6 | 26 | 32 | 34.1 | 11 | 24 | 11 | 2 | 12 | 89 | 67.8 |
| NEVADA | 01/05/23 | 80-70 | W | 31-56 | .554 | 9-17 | .529 | 9-12 | .750 | 6 | 22 | 28 | 33.7 | 18 | 19 | 15 | 5 | 9 | 80 | 68.6 |
| UNLV | 01/07/23 | 70-76 | L | 29-68 | .426 | 3-24 | .125 | 9-15 | .600 | 10 | 20 | 30 | 33.5 | 20 | 13 | 8 | 2 | 6 | 70 | 68.7 |
| at Fresno St. | 01/11/23 | 49-43 | W | 18-49 | .367 | 5-12 | .417 | 8-12 | .667 | 9 | 22 | 31 | 33.4 | 18 | 12 | 15 | 1 | 11 | 49 | 67.5 |
| BOISE ST. | 01/14/23 | 55-42 | W | 21-58 | .362 | 5-11 | .455 | 8-12 | .667 | 10 | 24 | 34 | 33.4 | 16 | 15 | 15 | 2 | 13 | 55 | 66.8 |
| at Colorado St. | 01/16/23 | 58-71 | L | 20-49 | .408 | 5-15 | .333 | 13-16 | .813 | 7 | 23 | 30 | 33.2 | 18 | 13 | 15 | 0 | 2 | 58 | 66.4 |
| NEW MEXICO | 01/19/23 | 65-61 | W | 25-58 | .431 | 3-14 | .214 | 12-16 | .750 | 6 | 25 | 31 | 33.1 | 12 | 14 | 9 | 3 | 9 | 65 | 66.3 |
| at Wyoming | 01/21/23 | 73-66 | W | 25-55 | .455 | 5-10 | .500 | 18-19 | .947 | 7 | 26 | 33 | 33.1 | 16 | 11 | 8 | 4 | 6 | 73 | 66.6 |
| FRESNO ST. | 01/26/23 | 75-56 | W | 30-56 | .536 | 5-15 | .333 | 10-14 | .714 | 9 | 24 | 33 | 33.1 | 17 | 21 | 11 | 0 | 8 | 75 | 67.0 |
| SAN JOSE ST. | 01/28/23 | 59-39 | W | 21-55 | .382 | 5-22 | .227 | 12-21 | .571 | 10 | 24 | 34 | 33.1 | 17 | 14 | 17 | 4 | 15 | 59 | 66.7 |
| at Boise St. | 01/30/23 | 57-62 | L | 23-67 | .343 | 4-15 | .267 | 7-11 | .636 | 11 | 18 | 29 | 33.0 | 14 | 13 | 11 | 2 | 13 | 57 | 66.2 |
| at New Mexico | 02/04/23 | 78-83 | L | 29-65 | .446 | 10-25 | .400 | 10-15 | .667 | 10 | 20 | 30 | 32.8 | 21 | 24 | 12 | 4 | 13 | 78 | 66.7 |
| at Nevada | 02/09/23 | 67-51 | W | 27-53 | .509 | 2-9 | .222 | 11-15 | .733 | 7 | 30 | 37 | 33.0 | 23 | 10 | 14 | 8 | 5 | 67 | 66.7 |
| at San Jose St. | 02/11/23 | 80-55 | W | 28-50 | .560 | 7-16 | .438 | 17-24 | .708 | 5 | 26 | 31 | 32.9 | 17 | 22 | 15 | 3 | 7 | 80 | 67.2 |
| San Diego St. | | 1815 | | 677-1536 | .441 | 151-437 | .346 | 310-439 | .706 | 245 | 644 | 889 | 32.9 | 471 | 415 | 384 | 78 | 277 | 1815 | 67.2 |
| Opponents | | 1519 | | 533-1404 | .380 | 136-484 | .281 | 317-414 | .766 | 246 | 637 | 883 | 32.7 | 462 | 281 | 512 | 71 | 172 | 1519 | 56.3 |

Games played: 27
 Points/game: 67.2
 FG Pct: 44.1
 3FG Pct: 34.6
 FT Pct: 70.6

Rebounds/game: 32.9
 Assists/game: 15.4
 Turnovers/game: 14.2
 Assist/turnover ratio: 1.1
 Steals/game: 10.3
 Blocks/game: 2.9

Home games

| RECORD: | OVERALL | HOME | AWAY | NEUTRAL |
|----------------|---------|------|------|---------|
| ALL GAMES | 13-1 | 13-1 | 0-0 | 0-0 |
| CONFERENCE | 5-1 | 5-1 | 0-0 | 0-0 |
| NON-CONFERENCE | 8-0 | 8-0 | 0-0 | 0-0 |

| # | Player | gp-gs | min | Total | | 3-Point | | F-Throw | | Rebounds | | | | pf | dq | a | to | blk | stl | pts | avg | |
|----------------|------------------|-------|------|--------|---------|---------|--------|---------|---------|----------|-----|-----|-----|------|-----|---|-----|-----|-----|-----|-----|------|
| | | | | fg-fga | fg% | 3fg-fga | 3fg% | ft-fa | ft% | off | def | tot | avg | | | | | | | | | |
| 01 | Asia Avinger | 10-10 | 280 | 28.0 | 49-93 | .527 | 7-17 | .412 | 23-37 | .622 | 5 | 35 | 40 | 4.0 | 32 | 0 | 49 | 20 | 3 | 23 | 128 | 12.8 |
| 02 | Sophia Ramos | 14-14 | 454 | 32.4 | 56-135 | .415 | 24-69 | .348 | 36-42 | .857 | 5 | 42 | 47 | 3.4 | 25 | 0 | 49 | 28 | 5 | 24 | 172 | 12.3 |
| 12 | Mercedes Staples | 11-8 | 316 | 28.7 | 48-101 | .475 | 29-59 | .492 | 3-4 | .750 | 4 | 38 | 42 | 3.8 | 16 | 0 | 21 | 12 | 1 | 15 | 128 | 11.6 |
| 05 | Yummy Morris | 14-14 | 354 | 25.3 | 59-110 | .536 | 0-0 | .000 | 19-29 | .655 | 22 | 43 | 65 | 4.6 | 33 | 1 | 9 | 26 | 13 | 15 | 137 | 9.8 |
| 23 | Kim Villalobos | 14-14 | 313 | 22.4 | 56-104 | .538 | 0-0 | .000 | 18-34 | .529 | 24 | 50 | 74 | 5.3 | 36 | 2 | 34 | 21 | 10 | 25 | 130 | 9.3 |
| 24 | Abby Prohaska | 14-8 | 331 | 23.6 | 37-99 | .374 | 2-20 | .100 | 21-22 | .955 | 19 | 33 | 52 | 3.7 | 24 | 0 | 28 | 28 | 1 | 22 | 97 | 6.9 |
| 13 | Meghan Fiso | 6-0 | 102 | 17.0 | 14-35 | .400 | 2-6 | .333 | 2-4 | .500 | 7 | 9 | 16 | 2.7 | 7 | 0 | 5 | 5 | 0 | 3 | 32 | 5.3 |
| 21 | Alex Crain | 14-2 | 248 | 17.7 | 21-53 | .396 | 9-23 | .391 | 14-22 | .636 | 3 | 21 | 24 | 1.7 | 31 | 0 | 17 | 21 | 0 | 13 | 65 | 4.6 |
| 00 | Khylee Pepe | 12-0 | 182 | 15.2 | 16-54 | .296 | 0-8 | .000 | 13-20 | .650 | 20 | 16 | 36 | 3.0 | 19 | 1 | 8 | 12 | 7 | 12 | 45 | 3.8 |
| 20 | Sarah Barcello | 14-0 | 202 | 14.4 | 13-43 | .302 | 10-35 | .286 | 8-12 | .667 | 18 | 28 | 46 | 3.3 | 16 | 0 | 10 | 2 | 1 | 11 | 44 | 3.1 |
| 22 | Natalija Grizelj | 6-0 | 18 | 3.0 | 0-3 | .000 | 0-3 | .000 | 0-0 | .000 | 0 | 2 | 2 | 0.3 | 0 | 0 | 0 | 3 | 0 | 0 | 0 | 0.0 |
| Team | | | | | | | | | | | 18 | 38 | 56 | | | | | 17 | | | | |
| Total..... | | 14 | 2800 | | 369-830 | .445 | 83-240 | .346 | 157-226 | .695 | 145 | 355 | 500 | 35.7 | 239 | 4 | 230 | 195 | 41 | 163 | 978 | 69.9 |
| Opponents..... | | 14 | 2800 | | 242-722 | .335 | 65-259 | .251 | 153-212 | .722 | 140 | 326 | 466 | 33.3 | 234 | - | 124 | 288 | 33 | 89 | 702 | 50.1 |

| Score by Periods | 1st | 2nd | 3rd | 4th | Totals |
|------------------|-----|-----|-----|-----|--------|
| San Diego St. | 254 | 254 | 246 | 224 | 978 |
| Opponents | 148 | 169 | 198 | 187 | 702 |

Road & Neutral

| RECORD: | OVERALL | HOME | AWAY | NEUTRAL |
|----------------|---------|------|------|---------|
| ALL GAMES | 7-6 | 0-0 | 6-5 | 1-1 |
| CONFERENCE | 5-3 | 0-0 | 5-3 | 0-0 |
| NON-CONFERENCE | 2-3 | 0-0 | 1-2 | 1-1 |

| # | Player | gp-gs | min | Total | | 3-Point | | F-Throw | | Rebounds | | | | pf | dq | a | to | blk | stl | pts | avg | |
|----------------|------------------|-------|------|--------|---------|---------|--------|---------|---------|----------|-----|-----|-----|------|-----|---|-----|-----|-----|-----|-----|------|
| | | | | fg-fga | fg% | 3fg-fga | 3fg% | ft-fa | ft% | off | def | tot | avg | | | | | | | | | |
| 02 | Sophia Ramos | 13-12 | 416 | 32.0 | 45-127 | .354 | 25-63 | .397 | 38-43 | .884 | 5 | 45 | 50 | 3.8 | 31 | 0 | 57 | 28 | 2 | 19 | 153 | 11.8 |
| 01 | Asia Avinger | 12-11 | 361 | 30.1 | 53-110 | .482 | 5-20 | .250 | 27-41 | .659 | 3 | 34 | 37 | 3.1 | 39 | 2 | 48 | 36 | 2 | 26 | 138 | 11.5 |
| 12 | Mercedes Staples | 9-5 | 281 | 31.2 | 33-75 | .440 | 17-41 | .415 | 4-7 | .571 | 4 | 41 | 45 | 5.0 | 11 | 0 | 14 | 14 | 0 | 15 | 87 | 9.7 |
| 24 | Abby Prohaska | 13-8 | 333 | 25.6 | 44-94 | .468 | 5-21 | .238 | 26-32 | .813 | 13 | 30 | 43 | 3.3 | 28 | 0 | 26 | 32 | 3 | 22 | 119 | 9.2 |
| 23 | Kim Villalobos | 13-13 | 278 | 21.4 | 44-92 | .478 | 0-1 | .000 | 23-36 | .639 | 22 | 39 | 61 | 4.7 | 37 | 1 | 7 | 17 | 9 | 15 | 111 | 8.5 |
| 05 | Yummy Morris | 13-13 | 325 | 25.0 | 48-88 | .545 | 0-0 | .000 | 11-19 | .579 | 17 | 37 | 54 | 4.2 | 25 | 0 | 4 | 12 | 13 | 6 | 107 | 8.2 |
| 13 | Meghan Fiso | 2-0 | 21 | 10.5 | 5-10 | .500 | 2-4 | .500 | 0-1 | .000 | 0 | 2 | 2 | 1.0 | 3 | 0 | 0 | 0 | 0 | 0 | 12 | 6.0 |
| 00 | Khylee Pepe | 13-0 | 173 | 13.3 | 13-37 | .351 | 2-6 | .333 | 13-18 | .722 | 11 | 20 | 31 | 2.4 | 30 | 1 | 8 | 17 | 3 | 5 | 41 | 3.2 |
| 21 | Alex Crain | 12-2 | 235 | 19.6 | 11-44 | .250 | 5-19 | .263 | 10-14 | .714 | 2 | 10 | 12 | 1.0 | 19 | 0 | 14 | 12 | 0 | 3 | 37 | 3.1 |
| 20 | Sarah Barcello | 13-1 | 169 | 13.0 | 12-26 | .462 | 7-19 | .368 | 1-2 | .500 | 4 | 9 | 13 | 1.0 | 9 | 0 | 7 | 8 | 5 | 3 | 32 | 2.5 |
| 22 | Natalija Grizelj | 4-0 | 8 | 2.0 | 0-3 | .000 | 0-3 | .000 | 0-0 | .000 | 0 | 0 | 0 | 0.0 | 0 | 0 | 0 | 0 | 0 | 0 | 0 | 0.0 |
| Team | | | | | | | | | | | 19 | 22 | 41 | | | | | 13 | | | | |
| Total..... | | 13 | 2600 | | 308-706 | .436 | 68-197 | .345 | 153-213 | .718 | 100 | 289 | 389 | 29.9 | 232 | 4 | 185 | 189 | 37 | 114 | 837 | 64.4 |
| Opponents..... | | 13 | 2600 | | 291-682 | .427 | 71-225 | .316 | 164-202 | .812 | 106 | 311 | 417 | 32.1 | 228 | - | 157 | 224 | 38 | 83 | 817 | 62.8 |

| Score by Periods | 1st | 2nd | 3rd | 4th | Totals |
|------------------|-----|-----|-----|-----|--------|
| San Diego St. | 198 | 186 | 243 | 210 | 837 |
| Opponents | 203 | 194 | 219 | 201 | 817 |

Games won

| RECORD: | OVERALL | HOME | AWAY | NEUTRAL |
|----------------|---------|------|------|---------|
| ALL GAMES | 20-0 | 13-0 | 6-0 | 1-0 |
| CONFERENCE | 10-0 | 5-0 | 5-0 | 0-0 |
| NON-CONFERENCE | 10-0 | 8-0 | 1-0 | 1-0 |

| # | Player | gp-gs | min | avg | Total | | | 3-Point | | F-Throw | | Rebounds | | | | | | | | | | |
|----------------|------------------|-------|------|------|----------|------|---------|---------|---------|---------|-----|----------|-----|------|-----|----|-----|-----|-----|-----|------|------|
| | | | | | fg-fga | fg% | 3fg-fga | 3fg% | ft-fa | ft% | off | def | tot | avg | pf | dq | a | to | blk | stl | pts | avg |
| 02 | Sophia Ramos | 20-20 | 646 | 32.3 | 78-185 | .422 | 36-95 | .379 | 60-69 | .870 | 4 | 69 | 73 | 3.7 | 38 | 0 | 77 | 44 | 7 | 34 | 252 | 12.6 |
| 01 | Asia Avinger | 16-15 | 448 | 28.0 | 74-142 | .521 | 8-22 | .364 | 41-61 | .672 | 6 | 53 | 59 | 3.7 | 47 | 1 | 71 | 35 | 3 | 33 | 197 | 12.3 |
| 12 | Mercedes Staples | 15-11 | 446 | 29.7 | 61-128 | .477 | 36-72 | .500 | 6-8 | .750 | 6 | 60 | 66 | 4.4 | 19 | 0 | 28 | 16 | 1 | 22 | 164 | 10.9 |
| 05 | Yummy Morris | 20-20 | 497 | 24.9 | 84-150 | .560 | 0-0 | .000 | 25-38 | .658 | 30 | 60 | 90 | 4.5 | 44 | 1 | 12 | 32 | 22 | 17 | 193 | 9.7 |
| 23 | Kim Villalobos | 20-20 | 435 | 21.8 | 73-139 | .525 | 0-0 | .000 | 25-45 | .556 | 30 | 71 | 101 | 5.1 | 53 | 3 | 36 | 31 | 15 | 33 | 171 | 8.6 |
| 24 | Abby Prohaska | 20-11 | 479 | 24.0 | 62-139 | .446 | 5-28 | .179 | 37-42 | .881 | 24 | 49 | 73 | 3.7 | 35 | 0 | 45 | 42 | 3 | 31 | 166 | 8.3 |
| 13 | Meghan Fiso | 7-0 | 110 | 15.7 | 15-37 | .405 | 3-7 | .429 | 2-4 | .500 | 7 | 10 | 17 | 2.4 | 10 | 0 | 5 | 5 | 0 | 3 | 35 | 5.0 |
| 00 | Khylee Pepe | 18-0 | 273 | 15.2 | 27-79 | .342 | 1-10 | .100 | 25-36 | .694 | 28 | 33 | 61 | 3.4 | 37 | 2 | 12 | 19 | 8 | 15 | 80 | 4.4 |
| 21 | Alex Crain | 19-3 | 369 | 19.4 | 27-76 | .355 | 11-32 | .344 | 18-26 | .692 | 3 | 29 | 32 | 1.7 | 39 | 0 | 23 | 25 | 0 | 16 | 83 | 4.4 |
| 20 | Sarah Barcello | 20-0 | 273 | 13.7 | 20-52 | .385 | 14-39 | .359 | 9-14 | .643 | 19 | 33 | 52 | 2.6 | 18 | 0 | 12 | 8 | 6 | 12 | 63 | 3.2 |
| 22 | Natalija Grizelj | 8-0 | 24 | 3.0 | 0-6 | .000 | 0-6 | .000 | 0-0 | .000 | 0 | 2 | 2 | 0.3 | 0 | 0 | 0 | 3 | 0 | 0 | 0 | 0.0 |
| Team | | | | | | | | | | | 26 | 41 | 67 | | | | 19 | | | | | |
| Total..... | | 20 | 4000 | | 521-1133 | .460 | 114-311 | .367 | 248-343 | .723 | 183 | 510 | 693 | 34.7 | 340 | 7 | 321 | 279 | 65 | 216 | 1404 | 70.2 |
| Opponents..... | | 20 | 4000 | | 353-1035 | .341 | 89-360 | .247 | 218-289 | .754 | 188 | 446 | 634 | 31.7 | 346 | - | 175 | 396 | 44 | 127 | 1013 | 50.7 |

| Score by Periods | 1st | 2nd | 3rd | 4th | Totals |
|------------------|-----|-----|-----|-----|--------|
| San Diego St. | 360 | 353 | 376 | 315 | 1404 |
| Opponents | 230 | 238 | 281 | 264 | 1013 |

Games lost

| RECORD: | OVERALL | HOME | AWAY | NEUTRAL |
|----------------|---------|------|------|---------|
| ALL GAMES | 0-7 | 0-1 | 0-5 | 0-1 |
| CONFERENCE | 0-4 | 0-1 | 0-3 | 0-0 |
| NON-CONFERENCE | 0-3 | 0-0 | 0-2 | 0-1 |

| # | Player | gp-gs | min | avg | Total | | | 3-Point | | F-Throw | | Rebounds | | | | | | | | | | |
|----------------|------------------|-------|------|------|---------|------|---------|---------|--------|---------|-----|----------|-----|------|-----|----|-----|-----|-----|-----|-----|------|
| | | | | | fg-fga | fg% | 3fg-fga | 3fg% | ft-fa | ft% | off | def | tot | avg | pf | dq | a | to | blk | stl | pts | avg |
| 01 | Asia Avinger | 6-6 | 193 | 32.2 | 28-61 | .459 | 4-15 | .267 | 9-17 | .529 | 2 | 16 | 18 | 3.0 | 24 | 1 | 26 | 21 | 2 | 16 | 69 | 11.5 |
| 02 | Sophia Ramos | 7-6 | 224 | 32.0 | 23-77 | .299 | 13-37 | .351 | 14-16 | .875 | 6 | 18 | 24 | 3.4 | 18 | 0 | 29 | 12 | 0 | 9 | 73 | 10.4 |
| 12 | Mercedes Staples | 5-2 | 151 | 30.2 | 20-48 | .417 | 10-28 | .357 | 1-3 | .333 | 2 | 19 | 21 | 4.2 | 8 | 0 | 7 | 10 | 0 | 8 | 51 | 10.2 |
| 23 | Kim Villalobos | 7-7 | 156 | 22.3 | 27-57 | .474 | 0-1 | .000 | 16-25 | .640 | 16 | 18 | 34 | 4.9 | 20 | 0 | 5 | 7 | 4 | 7 | 70 | 10.0 |
| 13 | Meghan Fiso | 1-0 | 13 | 13.0 | 4-8 | .500 | 1-3 | .333 | 0-1 | .000 | 0 | 1 | 1 | 1.0 | 0 | 0 | 0 | 0 | 0 | 0 | 9 | 9.0 |
| 05 | Yummy Morris | 7-7 | 182 | 26.0 | 23-48 | .479 | 0-0 | .000 | 5-10 | .500 | 9 | 20 | 29 | 4.1 | 14 | 0 | 1 | 6 | 4 | 4 | 51 | 7.3 |
| 24 | Abby Prohaska | 7-5 | 185 | 26.4 | 19-54 | .352 | 2-13 | .154 | 10-12 | .833 | 8 | 14 | 22 | 3.1 | 17 | 0 | 9 | 18 | 1 | 13 | 50 | 7.1 |
| 21 | Alex Crain | 7-1 | 114 | 16.3 | 5-21 | .238 | 3-10 | .300 | 6-10 | .600 | 2 | 2 | 4 | 0.6 | 11 | 0 | 8 | 8 | 0 | 0 | 19 | 2.7 |
| 20 | Sarah Barcello | 7-1 | 98 | 14.0 | 5-17 | .294 | 3-15 | .200 | 0-0 | .000 | 3 | 4 | 7 | 1.0 | 7 | 0 | 5 | 2 | 0 | 2 | 13 | 1.9 |
| 00 | Khylee Pepe | 7-0 | 82 | 11.7 | 2-12 | .167 | 1-4 | .250 | 1-2 | .500 | 3 | 3 | 6 | 0.9 | 12 | 0 | 4 | 10 | 2 | 2 | 6 | 0.9 |
| 22 | Natalija Grizelj | 2-0 | 2 | 1.0 | 0-0 | .000 | 0-0 | .000 | 0-0 | .000 | 0 | 0 | 0 | 0.0 | 0 | 0 | 0 | 0 | 0 | 0 | 0 | 0.0 |
| Team | | | | | | | | | | | 11 | 19 | 30 | | | | 11 | | | | | |
| Total..... | | 7 | 1400 | | 156-403 | .387 | 37-126 | .294 | 62-96 | .646 | 62 | 134 | 196 | 28.0 | 131 | 1 | 94 | 105 | 13 | 61 | 411 | 58.7 |
| Opponents..... | | 7 | 1400 | | 180-369 | .488 | 47-124 | .379 | 99-125 | .792 | 58 | 191 | 249 | 35.6 | 116 | - | 106 | 116 | 27 | 45 | 506 | 72.3 |

| Score by Periods | 1st | 2nd | 3rd | 4th | Totals |
|------------------|-----|-----|-----|-----|--------|
| San Diego St. | 92 | 87 | 113 | 119 | 411 |
| Opponents | 121 | 125 | 136 | 124 | 506 |

Aztec Individual Highs**Points**

25, Asia Avinger vs. UNLV (1-7-23)
 25, Asia Avinger vs. Miami (Ohio) (12-20-22)

Field Goals Made

12, Asia Avinger vs. UNLV (1-7-23)

Field Goals Attempted

18, Asia Avinger vs. UNLV (1-7-23)

Field Goal Percentage (min. 5 made)

1.000 (6-6), Yummy Morris vs. Nevada (1-5-23)
 1.000 (5-5), Yummy Morris at San Jose State (2-11-23)
 1.000 (5-5), Yummy Morris at Utah State (12-31-22)
 1.000 (5-5), Alex Crain vs. Sacramento State (12-7-22)

3-Point Field Goals Made

6, Mercedes Staples vs. Southeastern Louisiana (11-15-22)

3-Point Field Goals Attempted

13, Mercedes Staples at New Mexico (2-4-23)

3-Point Field Goal Percentage (min. 3 made)

1.000 (6-6), Mercedes Staples vs. Southeastern Louisiana (11-15-22)

Free Throws Made

12, Abby Prohaska vs. Antelope Valley (11-12-22)

Free Throws Attempted

12, Abby Prohaska vs. Antelope Valley (11-12-22)

Free Throw Percentage (min 6 made)

1.000 (12-12), Abby Prohaska vs. Antelope Valley (11-12-22)

Rebounds

13, Khylee Pepe vs. San Diego Christian (11-9-22)

Assists

13, Sophia Ramos at San Jose State (2-11-23)

Steals

7, Alex Crain vs. San Diego Christian (11-9-22)

Blocked Shots

3, Yummy Morris at Nevada (2-9-23)
 3, Sophia Ramos vs. Nevada (1-5-23)

Turnovers

7, Asia Avinger at UC San Diego (12-1-22)

Minutes

40, Sophia Ramos vs. UNLV (1-7-23)

Aztec Team Highs

| | | |
|---------------------------------|--------------|---|
| Points | 95 | vs. Antelope Valley (11-12-22) |
| Field Goals Made | 35 | at Utah State (12-31-22) |
| Field Goal Attempts | 84 | vs. San Diego Christian (11-9-22) |
| Field Goal Percentage | .565 (35-62) | at Utah State (12-31-22) |
| 3-pt Field Goals Made | 11 | vs. San Diego (12-10-22) |
| 3-pt Field Goals Attempted | 30 | vs. San Diego Christian (11-9-22) |
| 3-pt FG Percentage (Min 10 Att) | .647 (11-17) | vs. San Diego (12-10-22) |
| Free Throws Made | 34 | vs. Antelope Valley (11-12-22) |
| Free Throw Attempts | 43 | vs. Antelope Valley (11-12-22) |
| FT Percentage (Min 10 att.) | .947 (18-19) | at Wyoming (1-21-23) |
| Rebounds | 55 | vs. Antelope Valley (11-12-22) vs. San Diego Christian (11-9-22) |
| Assists | 24 | at New Mexico (2-4-23) at Utah State (12-31-22) |
| Steals | 27 | vs. San Diego Christian (11-9-22) |
| Blocked Shots | 8 | at Nevada (2-9-23) |
| Turnovers | 25 | vs. San Francisco (12-4-22) |
| Fouls | 24 | vs. San Diego Christian (11-9-22) |

Aztec Team Lows

| | | |
|-----------------------------|--------------|---|
| Points | 44 | vs. Georgia (12-21-22) |
| Field Goals Made | 15 | vs. Georgia (12-21-22) |
| Field Goal Attempts | 46 | vs. Miami Ohio (12-20-22) |
| Field Goal Percentage | .305 (18-59) | vs. Portland (11-18-22) |
| 3-pt Field Goals Made | 2 | at Nevada (2-9-23) |
| 3-pt Field Goals Attempted | 8 | vs. San Francisco (12-4-22) |
| 3-pt Field Goal Percentage | .125 (3-24) | vs. UNLV (1-7-23) |
| Free Throws Made | 1 | vs. Southeastern Louisiana (11-15-22) |
| Free Throws Attempted | 1 | vs. Southeastern Louisiana (11-15-22) |
| FT Percentage (Min 10 att.) | .500 (11-22) | vs. San Diego Christian (11-9-22) |
| Rebounds | 22 | vs. Georgia (12-21-22) |
| Assists | 7 | vs. Miami Ohio (12-20-22) |
| Steals | 2 | at Colorado State (1-16-23) |
| Blocked Shots | 0 | Three times with 0 |
| Turnovers | 8 | at Wyoming (1-21-23) vs. UNLV (1-7-23) |
| Fouls | 10 | vs. Grambling State (11-22-22) |

Aztec Scoring

| | | |
|---------------------------|------------|--|
| First Half High | 51 | vs. Fresno State (1-26-23) vs. Antelope Valley (11-12-22) |
| First Quarter High | 24 | at Utah State (12-31-22) |
| Second Quarter High | 31 | vs. Fresno State (1-26-23) |
| Second Half High | 47 | at New Mexico (2-4-23) |
| Third Quarter High | 31 | at Utah State (12-31-22) |
| Fourth Quarter High | 29 | at New Mexico (2-4-23) |
| First Half Low | 16 | vs. Georgia (12-21-22) at No. 2 Stanford (11-7-22) |
| First Quarter Low | 4 | at No. 2 Stanford (11-7-22) |
| Second Quarter Low | 3 | vs. Boise State (1-14-23) |
| Second Half Low | 24 | at Fresno State (1-11-23) vs. San Francisco (12-4-22) |
| Third Quarter Low | 10 | vs. Sacramento State (12-7-22) |
| Fourth Quarter Low | 8 | at Colorado State (1-16-23) |
| Largest Halftime Lead | 38 (51-13) | vs. Antelope Valley (11-12-22) |
| Largest Halftime Deficit | 26 (16-42) | at No. 2 Stanford (11-7-22) |
| Largest Margin of Victory | 54 (95-41) | vs. Antelope Valley (11-12-22) |
| Largest Loss | 38 (48-86) | at No. 2 Stanford (11-7-22) |
| Largest Deficit in a Win | 13 (31-44) | vs. New Mexico (1-19-23) |
| Largest Lead in a Loss | 13 (17-4) | at Boise State (1-30-23) |

Opponent Team Highs

| | | |
|---------------------------------|---------------|---|
| Points | 85 | at No. 2 Stanford (11-7-22) |
| Field Goals Made | 32 | at No. 2 Stanford (11-7-22) |
| Field Goal Attempts | 62 | vs. San Francisco (12-4-22) at No. 2 Stanford (11-7-22) |
| Field Goal Percentage | .559 (29-51) | at New Mexico (2-4-23) |
| 3-pt Field Goals Made | 11 | vs. New Mexico (1-19-23) at No. 2 Stanford (11-7-22) |
| 3-pt Field Goals Attempts | 30 | at No. 2 Stanford (11-7-22) |
| 3-pt FG Percentage (Min 10 Att) | .667 (8-12) | Boise State (1-30-23) |
| Free Throws Made | 19 | vs. Fresno State (1-26-23) |
| Free Throws Attempts | 25 | at New Mexico (2-4-23) |
| FT Percentage (Min 10 att.) | 1.000 (17-17) | at Nevada (2-9-23) |
| Rebounds | 50 | at No. 2 Stanford (11-7-22) |
| Assists | 26 | at No. 2 Stanford (11-7-22) |
| Steals | 12 | vs. Nevada (1-5-23) vs. Portland (11-18-22) |
| Blocked Shots | 7 | Boise State (1-30-23) vs. Boise State (1-14-23) at No. 2 Stanford (11-7-22) |
| Turnovers | 37 | vs. San Diego Christian (11-9-22) |
| Fouls | 28 | vs. Antelope Valley (11-12-22) |

Opponent Team Lows

| | | |
|-----------------------------|--------------|--|
| Points | 30 | vs. San Diego Christian (11-9-22) |
| Field Goals Made | 10 | vs. San Diego Christian (11-9-22) |
| Field Goal Attempts | 44 | at Fresno State (1-11-23) vs. Miami Ohio (12-20-22) vs. Georgia (12-21-22) vs. Seattle (11-25-22) |
| Field Goal Percentage | .213 (10-47) | vs. San Diego Christian (11-9-22) |
| 3-pt Field Goals Made | 1 | vs. San Diego Christian (11-9-22) |
| 3-pt Field Goal Attempts | 8 | vs. Georgia (12-21-22) |
| 3-pt Field Goal Percentage | .083 (1-12) | vs. San Diego Christian (11-9-22) |
| Free Throws Made | 3 | vs. Grambling State (11-22-22) |
| Free Throw Attempts | 4 | vs. Grambling State (11-22-22) |
| FT Percentage (Min 10 att.) | .500 (8-16) | vs. Southeastern Louisiana (11-15-22) |
| Rebounds | 24 | Fresno State (1-26-23) |
| Assists | 4 | vs. Fresno State (1-26-23) vs. Grambling State (11-22-22) vs. San Diego Christian (11-9-22) |
| Steals | 1 | vs. Boise State (1-14-23) |
| Blocked Shots | 0 | vs. San Jose State (1-28-23) vs. UNLV (1-7-23) |
| Turnovers | 5 | at Colorado State (1-16-23) |
| Fouls | 10 | vs. Southeastern Louisiana (11-15-22) |

Opponent Scoring

| | | |
|---------------------------|------------|---|
| First Half High | 45 | at New Mexico (2-4-23) |
| First Quarter High | 27 | at New Mexico (2-4-23) |
| Second Quarter High | 22 | vs. UNLV (1-7-23) |
| Second Half High | 44 | at No. 2 Stanford (11-7-22) |
| Third Quarter High | 27 | at No. 2 Stanford (11-7-22) |
| Fourth Quarter High | 24 | at Wyoming (1-21-23) |
| First Half Low | 10 | vs. San Diego Christian (11-9-22) |
| First Quarter Low | 3 | vs. San Diego (12-10-22) |
| Second Quarter Low | 5 | vs. Seattle (11-25-22) vs. San Diego Christian (11-9-22) |
| Second Half Low | 15 | San Jose State (1-28-23) |
| Third Quarter Low | 5 | San Jose State (1-28-23) |
| Fourth Quarter Low | 3 | vs. Southeastern Louisiana (11-15-22) |
| Largest Halftime Lead | 26 (42-16) | at No. 2 Stanford (11-7-22) |
| Largest Halftime Deficit | 38 (13-51) | vs. Antelope Valley (11-12-22) |
| Largest Margin of Victory | 38 (86-48) | at No. 2 Stanford (11-7-22) |
| Largest Loss | 54 (41-95) | vs. Antelope Valley (11-12-22) |
| Largest Deficit in a Win | 13 (4-17) | at Boise State (1-30-23) |
| Largest Lead in a Loss | 13 (44-31) | vs. New Mexico (1-19-23) |

2022-23 MISCELLANEOUS STATS

► THE LAST TIME AN AZTEC...

Scored 20-24 points

23, Asia Avinger, 2-9-23 at Nevada

Scored 25-29 points

25, Asia Avinger, 1-7-23 vs. UNLV

Scored 30-39 points

30, Asia Avinger, 1-15-22 vs. Boise State

Scored 40+ points

41, Chana Perry, 1-2-88 vs. Northern Illinois

Had 20+ rebounds

27, Chana Perry, 11-25-88 vs. Alabama State

Had 15-19 rebounds

16, Mallory Adams, 3-11-19 vs. [2] New Mexico

Had 10-14 rebounds

11, Kim Villalobos, 2-13-23 at San Jose State

Had 10+ assists

13, Sophia Ramos, 2-13-23 at San Jose State

Had A Double-Double

Kim Villalobos, 19 points, 11 rebounds, 2-13-23 at San Jose State

Sophia Ramos, 16 points, 13 assists 2-13-23 at San Jose State

Had A Triple-Double

Chelsea Hopkins, 13 points, 11 rebounds, 12 assists, 3-9-13 vs. Boise State

► The Last Time San Diego State...

Had two players score 20 points in the same game

Asia Avinger (30) & Mallory Adams (25), 1-15-22 vs. Boise State

Had two players with a double-double in the same game

Sophia Ramos (16 points & 13 assists) & Kim Villalobos (19 points & 11 rebounds)

2-13-23 at San Jose State

Scored 100+ points

101, vs. Colorado State (101-62), 1-25-92

Allowed 100+ points

104, vs. UCLA (56-104), 12-11-98

Won by 20+ points

25, at San Jose State (2-211-23)

Won by 30+ points

34, at Utah State (89-55), 12-31-22

Won by 40+ points

54, vs. Antelope Valley (95-41), 11-12-22

Won in Overtime

at Colorado State (64-61), 2-24-20

Lost in Overtime

at Colorado State (77-84), 12-10-20 (2 OT)

► 2022-23 AZTEC LEADERS

Double-Figure Scoring Games

Sophia Ramos (21), Yummy Morris (15), Asia Avinger (13), Kim Villalobos (12), Mercedes Staples (11), Abby Prohaska (9), Alex Crain (3), Sarah Barcello (1), Khylee Pepe (1), Meghan Fiso (1)

SDSU High Scorer*

Asia Avinger (7), Sophia Ramos (6), Abby Prohaska (6), Mercedes Staples (5), Yummy Morris (2), Kim Villalobos (3), Alex Crain (1), Meghan Fiso (1)

Double-Figure Rebounding Games

Kim Villalobos (2), Abby Prohaska (1), Khylee Pepe (1)

Double-Doubles

Kim Villalobos (2), Sophia Ramos (1), Abby Prohaska (1), Khylee Pepe (1)

Games Led SDSU In Rebounds*

Kim Villalobos (10), Yummy Morris (9), Abby Prohaska (4), Mercedes Staples (4), Khylee Pepe (3), Asia Avinger (2), Sarah Barcello (2), Sophia Ramos (1)

Games Led SDSU In Assists*

Asia Avinger (14), Sophia Ramos (11), Mercedes Staples (3), Sarah Barcello (2), Alex Crain (2), Kim Villalobos (2), Abby Prohaska (2), Khylee Pepe (1)

Games Led SDSU In Steals*

Asia Avinger (12), Sophia Ramos (9), Abby Prohaska (7), Kim Villalobos (6), Mercedes Staples (5), Yummy Morris (2), Alex Crain (2), Khylee Pepe (2), Sarah Barcello (1)

Games Led SDSU In Blocks*

Yummy Morris (14), Kim Villalobos (8), Khylee Pepe (5), Sophia Ramos (4), Asia Avinger (3), Abby Prohaska (2), Sarah Barcello (2), Mercedes Staples (1)

*Includes ties

► 2022-23 SPECIALTY STATS

San Diego State/Opponent

| | Points in Paint | Points off TOs | 2nd Chance Points | Fast Break Points | Bench Points |
|-----------------------------|--------------------|-------------------|----------------------|----------------------|-----------------|
| at No. 2 Stanford (L) | 16/38 | 10/17 | 7/15 | 2/7 | 21/48 |
| vs. San Diego Christian (W) | 46/16 | 38/4 | 16/3 | 28/1 | 29/7 |
| vs. Antelope Valley (W) | 42/12 | 34/7 | 20/8 | 27/4 | 46/21 |
| vs. Southeastern La. (W) | 36/14 | 17/14 | 6/2 | 11/2 | 14/7 |
| vs. Portland (W) | 20/28 | 21/10 | 15/5 | 10/3 | 10/27 |
| vs. Grambling State (W) | 36/18 | 11/9 | 7/9 | 8/0 | 10/9 |
| vs. Seattle (W) | 50/14 | 41/6 | 6/5 | 12/3 | 19/23 |
| at UC San Diego (W) | 34/16 | 22/23 | 7/11 | 15/6 | 33/23 |
| vs. San Francisco (L) | 22/34 | 9/24 | 4/4 | 4/11 | 16/42 |
| vs. Sacramento State (W) | 18/28 | 23/9 | 4/14 | 13/4 | 21/6 |
| vs. San Diego (W) | 22/16 | 17/13 | 6/9 | 13/2 | 22/11 |
| vs. Miami Ohio (W) | 34/20 | 20/20 | 11/2 | 5/8 | 7/2 |
| vs. Georgia (L) | 12/18 | 25/16 | 9/15 | 5/8 | 3/33 |
| at Utah State (W) | 46/18 | 33/12 | 4/5 | 6/8 | 30/18 |
| vs. Nevada (W) | 38/30 | 16/9 | 5/7 | 6/9 | 22/22 |
| vs. UNLV (L) | 38/30 | 18/12 | 1/19 | 8/5 | 6/32 |
| at Fresno State (W) | 22/24 | 16/7 | 13/6 | 9/4 | 9/11 |
| vs. Boise State (W) | 26/18 | 22/2 | 6/8 | 10/5 | 4/18 |
| at Colorado State (L) | 16/30 | 0/16 | 3/2 | 2/16 | 6/7 |
| vs. New Mexico (W) | 36/24 | 12/10 | 2/7 | 12/5 | 9/7 |
| at Wyoming (L) | 34/42 | 11/5 | 6/3 | 2/4 | 24/21 |
| vs. Fresno State (W) | 36/26 | 22/11 | 10/7 | 12/2 | 25/12 |
| vs. San Jose State (W) | 28/18 | 18/12 | 8/7 | 16/5 | 14/10 |
| at Boise State (L) | 28/12 | 25/7 | 8/4 | 11/10 | 17/12 |
| at New Mexico (L) | 34/42 | 20/17 | 9/4 | 9/13 | 17/34 |
| at Nevada (W) | 40/14 | 13/11 | 7/6 | 5/12 | 14/7 |
| at San Jose State (W) | 38/40 | 23/14 | 3/9 | 5/4 | 11/24 |

► 2022-23 AZTEC GAME-BY-GAME POINTS-REBOUNDS-ASSISTS

| Opponent | 0 Khylee Pepe | 1 Asia Avinger | 2 Sophia Ramos | 5 Yummy Morris | 12 Mercedes Staples | 13 Meghan Fiso | 20 Sarah Barcello | 21 Alex Crain | 22 Natalija Grizelj | 23 Kim Villalobos | 24 Abby Prohaska |
|--------------------------------|---------------------|----------------------|----------------------|----------------------|---------------------------|----------------------|-------------------------|---------------------|---------------------------|-------------------------|------------------------|
| at No. 2 Stanford (L) | 4-3-2 | DNP | 4-0-1 | 4-3-1 | 7-3-2 | 9-1-0 | 0-0-2 | 9-0-0 | 0-0-0 | 7-2-0 | 4-3-1 |
| vs. San Diego Christian (W) | 10-13-1 | DNP | 16-4-4 | 13-4-1 | 16-4-3 | 11-2-1 | 0-7-4 | 3-6-4 | 0-2-0 | 4-6-1 | 8-5-2 |
| vs. Antelope Valley (W) | 15-4-3 | 13-4-4 | 10-6-1 | 8-5-0 | 12-3-1 | 6-4-0 | 6-7-1 | 3-2-2 | 0-0-0 | 6-6-3 | 16-10-0 |
| vs. Southeastern Louisiana (W) | 0-1-0 | 11-6-7 | 8-1-2 | 8-1-1 | 18-6-3 | 2-2-0 | 6-7-0 | 2-0-1 | DNP | 10-6-3 | 4-4-1 |
| vs. Portland (W) | 6-3-0 | DNP | 12-1-3 | 11-8-1 | 20-3-0 | 2-2-1 | 0-6-0 | 0-1-3 | DNP | 2-6-2 | 2-3-2 |
| vs. Grambling State (W) | DNP | DNP | 16-5-7 | 12-4-3 | 3-4-4 | 2-1-1 | 2-3-0 | 7-2-1 | 0-0-0 | 10-11-1 | 15-3-4 |
| vs. Seattle (W) | DNP | DNP | 8-4-4 | 19-4-0 | 5-5-2 | 9-5-2 | 2-7-1 | 7-1-0 | 0-0-0 | 14-4-7 | 6-2-1 |
| at UC San Diego (W) | 2-3-2 | 10-2-6 | 12-2-3 | 0-3-2 | 7-7-2 | 3-1-0 | 5-1-0 | DNP | DNP | 10-4-0 | 23-4-3 |
| vs. San Francisco (L) | 2-2-0 | 12-2-1 | 5-5-3 | 3-4-0 | 13-9-4 | DNP | 4-0-1 | 6-1-0 | DNP | 7-4-0 | 4-3-0 |
| vs. Sacramento State (W) | 0-2-0 | 6-4-3 | 10-5-5 | 6-2-0 | 20-4-3 | DNP | 0-1-0 | 13-1-0 | DNP | 7-3-0 | 8-6-1 |
| vs. San Diego (W) | 4-2-0 | 9-3-5 | 18-5-1 | 4-2-0 | 9-4-2 | DNP | 3-1-0 | 11-1-1 | DNP | 6-5-5 | 4-1-4 |
| vs. Miami Ohio (W) | 5-3-0 | 25-3-3 | 11-5-3 | 7-2-0 | DNP | DNP | 0-0-0 | 2-2-0 | DNP | 6-3-0 | 10-7-1 |
| vs. Georgia (L) | 0-0-0 | 9-1-2 | 11-3-4 | 6-4-0 | DNP | DNP | 3-1-1 | 0-1-3 | 0-0-0 | 4-6-1 | 11-4-2 |
| at Utah State (W) | 7-7-3 | 12-3-3 | 15-4-6 | 10-2-0 | DNP | DNP | 11-1-1 | 7-1-4 | 0-0-0 | 9-5-0 | 18-4-7 |
| vs. Nevada (W) | 2-1-0 | 8-5-9 | 16-2-3 | 14-3-0 | DNP | DNP | 8-3-0 | 12-3-3 | DNP | 9-7-1 | 11-2-3 |
| vs. UNLV (L) | 0-1-2 | 25-1-6 | 10-2-4 | 10-6-0 | DNP | DNP | 6-4-0 | 0-0-0 | DNP | 17-5-0 | 2-3-1 |
| at Fresno State (W) | 4-4-0 | 4-3-6 | 13-7-2 | 14-8-1 | DNP | DNP | 0-0-1 | 5-1-0 | DNP | 2-4-0 | 7-3-2 |
| vs. Boise State (W) | 2-1-0 | 18-3-5 | 13-2-2 | 4-8-0 | DNP | DNP | 2-3-2 | 0-2-2 | DNP | 14-7-2 | 2-5-2 |
| at Colorado State (L) | 0-0-0 | 4-7-5 | 15-3-5 | 0-3-0 | 2-1-0 | DNP | 0-2-1 | 4-0-2 | DNP | 12-7-0 | 21-5-0 |
| vs. New Mexico (W) | 2-2-0 | 21-2-4 | 15-3-0 | 8-6-1 | 5-5-2 | DNP | 0-0-0 | 2-3-0 | DNP | 6-1-3 | 6-2-4 |
| at Wyoming (W) | 6-3-0 | 13-3-3 | 10-5-2 | 12-8-0 | 10-3-3 | DNP | 6-3-0 | 2-1-2 | DNP | 10-5-0 | 4-2-1 |
| vs. Fresno State (W) | 4-3-2 | 10-6-3 | 8-5-7 | 10-5-1 | 8-2-1 | DNP | 9-1-0 | 4-1-0 | 0-0-0 | 11-4-5 | 11-2-2 |
| vs. San Jose State (W) | 0-3-0 | 7-6-3 | 12-2-6 | 10-7-1 | 12-2-0 | DNP | 1-2-2 | 1-1-0 | 0-0-0 | 14-3-1 | 2-4-1 |
| at Boise State (L) | 0-0-0 | 13-6-3 | 7-5-5 | 10-7-0 | 12-5-1 | DNP | 0-0-0 | 0-1-1 | DNP | 9-2-2 | 6-0-1 |
| at New Mexico (L) | 0-0-0 | 6-1-9 | 21-6-7 | 18-2-0 | 17-3-0 | DNP | 0-0-0 | 0-1-2 | DNP | 14-8-2 | 2-4-4 |
| at Nevada (W) | 4-3-0 | 23-4-4 | 13-2-3 | 13-7-0 | 2-8-1 | DNP | 3-4-0 | 0-3-0 | DNP | 2-0-1 | 7-2-1 |
| at San Jose State (W) | 7-3-1 | 7-2-3 | 16-3-13 | 10-1-0 | 17-6-1 | DNP | 0-0-0 | 2-0-0 | 0-2-0 | 19-11-1 | 2-2-3 |

DNP - Did Not Play

Starting Lineups

| Game | F/C | F | G | G | G |
|-----------------------------|--------|------------|----------|----------|----------|
| at No. 2 Stanford (L) | Morris | Villalobos | Staples | Barcello | Crain |
| vs. San Diego Christian (W) | Morris | Villalobos | Staples | Ramos | Crain |
| vs. Antelope Valley (W) | Morris | Villalobos | Staples | Ramos | Avinger |
| vs. Southeastern La. (W) | Morris | Villalobos | Staples | Ramos | Avinger |
| vs. Portland (W) | Morris | Villalobos | Staples | Ramos | Crain |
| vs. Grambling State (W) | Morris | Villalobos | Staples | Ramos | Prohaska |
| vs. Seattle (W) | Morris | Villalobos | Staples | Ramos | Prohaska |
| at UC San Diego (W) | Morris | Villalobos | Staples | Ramos | Avinger |
| vs. San Francisco (L) | Morris | Villalobos | Staples | Ramos | Avinger |
| vs. Sacramento State (W) | Morris | Villalobos | Staples | Ramos | Avinger |
| vs. Miami Ohio (W) | Morris | Villalobos | Prohaska | Ramos | Avinger |
| vs. Georgia (L) | Morris | Villalobos | Prohaska | Ramos | Avinger |
| at Utah State (W) | Morris | Villalobos | Prohaska | Ramos | Crain |
| vs. Nevada (W) | Morris | Villalobos | Prohaska | Ramos | Avinger |
| vs. UNLV (L) | Morris | Villalobos | Prohaska | Ramos | Avinger |
| at Fresno State (W) | Morris | Villalobos | Prohaska | Ramos | Avinger |
| vs. Boise State (W) | Morris | Villalobos | Prohaska | Ramos | Avinger |
| at Colorado State (L) | Morris | Villalobos | Prohaska | Ramos | Avinger |
| vs. New Mexico (W) | Morris | Villalobos | Prohaska | Ramos | Avinger |
| at Wyoming (W) | Morris | Villalobos | Prohaska | Ramos | Avinger |
| vs. Fresno State (W) | Morris | Villalobos | Prohaska | Ramos | Avinger |

Starting Lineups

| Game | F/C | F | G | G | G |
|------------------------|--------|------------|----------|-------|---------|
| vs. San Jose State (W) | Morris | Villalobos | Prohaska | Ramos | Avinger |
| at Boise State (L) | Morris | Villalobos | Prohaska | Ramos | Avinger |
| at New Mexico (L) | Morris | Villalobos | Prohaska | Ramos | Avinger |
| at Nevada (W) | Morris | Villalobos | Staples | Ramos | Avinger |
| at San Jose State (W) | Morris | Villalobos | Staples | Ramos | Avinger |

Lineup Records

Morris, Villalobos, Prohaska, Ramos, Avinger, 8-5
 Morris, Villalobos, Staples, Ramos, Avinger, 6-1
 Morris, Villalobos, Staples, Ramos, Crain, 2-0
 Morris, Villalobos, Staples, Ramos, Prohaska, 2-0
 Morris, Villalobos, Prohaska, Ramos, Crain, 1-0
 Morris, Villalobos, Staples, Barcello, Crain, 0-1

2022-23 BROADCAST ROSTER



KHYLEE PEPE
So. | 5-11 | G/F
Long Beach, Calif.
Bishop Montgomery HS

0



ASIA AVINGER
So. | 5-7 | G
Cerritos, Calif.
Rosary HS

1



SOPHIA RAMOS
Sr. | 5-9 | G
San Antonio, Texas
Incarnate Word HS

2



BAILEE CHYNOWETH
Jr. | 5-11 | G
Austin, Texas
Westlake HS

4



YUMMY MORRIS
Sr. | 6-2 | F
North Little Rock, Ark.
TCU/North Little Rock HS

5




JAIDA BROOKS
Fr. | 5-6 | G
Phoenix, Ariz.
PHH Prep

11



MERCEDES STAPLES
Sr. | Jr. | G
Centerville, Utah
Minnesota/Viewmont HS

12



MEGHAN FISO
Jr. | 5-10 | G
Seattle, Wash.
Michigan/Garfield HS

13



SARAH BARCELLO
Sr. | 5-11 | G
Phoenix, Ariz.
Marist/Seton Catholic Prep

20



ALEX CRAIN
Sr. | 5-9 | G
McKinney, Texas
TCU/Dallas Thunder

21



NATALIA GRIZELJ
Fr. | 5-9 | G
Sunnyvale, Calif.
Saint Francis HS

22




KIM VILLALOBOS
Jr. | 6-0 | F
Los Angeles, Calif.
Chaminade HS

23



ABBY PROHASKA
Sr. | 5-9 | G
Liberty Township, Ohio
Lakota West HS

24



ADRYANA QUEZADA
Sr. | 5-10 | G/F
Frisco, Texas
Utah State/Lone Star HS

32



STACIE TERRY-HUTSON
Head Coach
10th Season
UT Arlington (1998)

HC



JASON GLOVER
Assistant Coach
Second Season
Grand Canyon (1985)

AC



KELLIE LEWIS
Assistant Coach
Second Season
Boise State (1998)

AC



JON SILVER
Assistant Coach
Second Season as AC (7th overall)
UCLA (2009), LSU (2017)

AC