



SAN DIEGO STATE WOMEN'S BASKETBALL

2023-24 GAME NOTES

Ben Pearson, Assistant Media Relations Director • E-mail: ben.pearson@sdsu.edu • Office: 619-594-5547

2023-24 SCHEDULE

Date	Opponent	Time/Result
Nov. 6	at Portland	L, 58-72
Nov. 10	California Baptist	6 p.m.
Nov. 13	UC Davis	6 p.m.
Nov. 18	at Sacramento State	2 p.m.
Nov. 21	Westcliff	6 p.m.
Nov. 25	Penn	1 p.m.
Nov. 28	UC San Diego	6 p.m.
Dec. 1	Stanford	11 a.m.
Dec. 4	Cal State Los Angeles	6 p.m.
Dec. 7	at San Diego	6 p.m.
Dec. 11	at Seattle	11 a.m.
Dec. 20	vs. Kennesaw State^	10:15 a.m.
Dec. 21	vs. Florida Atlantic^	8 a.m.
Dec. 30	Colorado State*	1 p.m.
Jan. 3	at Air Force*	5:30 p.m.
Jan. 7	Fresno State*	1 p.m.
Jan. 10	at Wyoming*	5:30 p.m.
Jan. 13	at Boise State*	1 p.m.
Jan. 17	UNLV*	11 a.m.
Jan. 20	San Jose State*	3 p.m.
Jan. 24	at Utah State*	5 p.m.
Jan. 27	Boise State*	1 p.m.
Feb. 3	at Colorado State*	Noon
Feb. 7	New Mexico*	11 a.m.
Feb. 10	at San Jose State*	2 p.m.
Feb. 14	at Nevada*	6:30 p.m.
Feb. 17	Utah State*	1 p.m.
Feb. 21	Air Force*	6 p.m.
Feb. 28	at New Mexico*	6 p.m.
March 2	at UNLV*	2 p.m.
March 5	Wyoming	6 p.m.

* Mountain West game
 ^ at West Palm Beach Classic
 Home games in **Bold**
 All times listed in Pacific

Games 2 & 3 | vs. California Baptist | Nov. 10 6 p.m. | vs. UC Davis | Nov. 13 6 p.m. | Viejas Arena | San Diego, Calif.

LIVE MEDIA: Mountain West Network | Live Stats



SAN DIEGO STATE
2022-23 Record: 23-11 (12-6 MW)
Head Coach: Stacie Terry-Hutson
 11th Year at San Diego State

RETURNING TEAM LEADERS
Scoring Kim Villalobos - 8.5
Rebounding Kim Villalobos - 5.3
Assists Abby Prohaska - 1.7



CALIFORNIA BAPTIST
2022-23 Record: 22-13 (13-5 WAC)
Head Coach: Jarrod Olson
 12th Year at California Baptist

RETURNING TEAM LEADERS
Scoring Grace Schmidt - 13.4
Rebounding Grace Schmidt - 5.2
Assists Nae Nae Calhoun - 3.1



UC DAVIS
2022-23 Record: 16-14 (12-7 Big West)
Head Coach: Jennifer Gross
 13th Year at UC Davis

RETURNING TEAM LEADERS
Scoring Evanne Turner - 15.1
Rebounding Megan Norris - 5.5
Assists Sydney Burns - 2.4

- SDSU hosts California Baptist Friday and UC Davis Monday for their first home games of the 2023-24 season.
- The Aztecs lost at Portland 72-58 in their season opener.
- Three Aztecs finished in double-figures: Kim Villalobos (16), Adryana Quezada (14) and Sarah Barcello (12). Quezada was making her Aztec debut after redshirting last year and Barcello's 12 points were her most as an Aztec.
- SDSU forced 23 turnovers and had 14 steals.
- The Aztec starting lineup featured two sixth year seniors (Barcello and Prohaska), two fifth year seniors (Lewis and Quezada) and a fourth-year senior (Villalobos).
- The Aztecs are coming off their best season since 2012-13. They won 23 games, tied for third place in the Mountain West and qualified for the WNIT.
- San Diego State held opponents to a Mountain West-low 57.3 points per game last year.
- In 2022-23, the Aztecs had their best assist-to-turnover ratio (1.06) since the 1983-84 season.
- SDSU replenished their backcourt with a pair of transfer guards in Erin Houpt (Mercer) and Jada Lewis (Portland St.). Houpt, a junior, has a career three-point percentage of 41.2% and averaged 12.6 points last season while leading the nation in free-throw percentage (93.9). Lewis comes to SDSU after scoring 906 points and making 207 threes across four seasons at Portland St. Last year she averaged 11.4 points & led the Big Sky with 80 made threes.
- The Aztecs also added F Adryana Quezada after she redshirted at SDSU last season. In 2021-22 at Utah State, she was an All-Mountain West honorable selection after averaging 15.2 points and 7.9 rebounds per game.
- The Aztecs brought in three freshmen guards. The trio of Mia Davis, Alyssa Jackson and Trinity Zamora were ranked as three of the top four incoming freshmen in the Mountain West by Three and D, and Zamora was named the Mountain West Preseason Co-Freshman of the Year.
- SDSU has two players in their sixth year of college (Sarah Barcello and Abby Prohaska) and two in their fifth year (Jada Lewis and Adryana Quezada). Starting forward Kim Villalobos, who started every game last year.
- Villalobos (El Salvador) and Quezada (Puerto Rico) played for their respective countries' senior national team over the summer. Villalobos averaged 15.8 points and 10.2 rebounds per game.
- San Diego State was picked to finish in fifth place in the Mountain West preseason poll.
- The Aztecs non-conference schedule features eight games against teams with winning records and five against teams that made the postseason a year ago. SDSU hosts perennial powerhouse Stanford Dec. 1.

SAN DIEGO STATE AZTECS 2023-24 ROSTER (WITH 2022-23 STATS)

No.	Name	Pos.	Ht.	Yr.	PPG	RPG	APG	Individual Player Notes
0	Khylee Pepe	F	5-11	Jr.	3.0	2.5	0.7	Led team in offensive rebounds per minute on team last season... Averaged 13.2 min in 32 games.
1	Erin Houpt	G	5-6	Jr.	12.6	2.7	1.9	Led nation in FT% (93.0) last year... Career 41.2% from 3... 22-23 All-SoCon 3rd Team... 21-22 SoCon FOTY
2	Ellie Chen	G	5-5	Fr.	--	--	--	4-time All-CIF pick at La Salle Prep... 3AA CIF S Section champ as a Jr & 2AA CIF champ as a Sr... Walk-on.
3	Alyssa Jackson	G	5-11	Fr.	--	--	--	3-time Monticello Empire league MVP... Scored 50 points with 10 3s in a game... 20.4 PPG last year.
4	Emaya Trahan	G	5--6	Fr.	--	--	--	Walk-on who was on scout team previously... Played with Khylee Pepe in HS.
5	Trinity Zamora	G	6-0	Fr.	--	--	--	Preseason MW Co-Freshman of the Year... Had over 2,000 pts & 1,400 rebs in HS... 22 ppg, 13 rpg last year
10	Mia Davis	G	6-0	Sr.	--	--	--	4 star recruit... Was No. 1 player in AZ after her soph year but then missed Jr. and Sr. years due to injury
13	Meghan Fiso	G	5-10	Sr.	5.5	2.3	0.6	Limited to 8 games last year... 3rd year with program after transferring from Michigan.
15	Jada Lewis	G	5-9	Sr.	11.4	4.0	1.7	Grad transfer from Portland St... 906 points and 207 made 3s in career... Led Big Sky w/ 80 3s last year.
20	Sarah Barcello	G	5-11	Sr.	2.5	2.2	0.5	6th year Sr... 45% from 3 in MW play last year... 2nd year at SDSU after transferring from Marist.
22	Natalija Grizelj	G	5-9	So	0.0	0.2	0.0	Played for Croatian U20 Team over the summer... Walk-on who earned scholarship in the offseason.
23	Kim Villalobos	F	6-0	Sr.	8.5	5.3	1.4	Leading returning scorer... Started every game last year... Played w/ El Salvador Nat'l Team last 3 summers.
24	Abby Prohaska	G	5-9	Sr.	7.5	3.3	1.7	6th year Sr... 88% from FT line last year... Played in 74 games (9 in NCAAs) at Notre Dame.
32	Adryana Quezada	F	5-10	Sr.	--	--	--	RS at SDSU last year... 15.2 ppg, 7.9 rpg & All-MW HM at Utah St. in 21-22... PR Nat'l Team over summer.

Head Coach: Stacie Terry-Hutson (UT Arlington, 1998) | 11th Season at SDSU

Associate Head Coach: Kellie Lewis (Boise State, 1998) | **Assistant Coaches:** Gregg Gottlieb (UCLA, 1995) Jon Silver (UCLA, 2009; LSU 2017)

Director of Player Personnel/Assistant Coach: Mel Boscarino (Dominican University of California, 2016; San Francisco, 2018)

Director of Recruiting & Marketing/Assistant Coach: Najé Murray (Texas Tech, 2021; Syracuse, 2022)

Director of Operations: Jordan Mothershaw (Western Oregon, 2017; Cal State San Bernardino, 2019)

PERSONNEL SUMMARY

Returning Starters (2):

Abby Prohaska, Sr., G (7.5 ppg, 3.3 rpg, 88 FT%)
Kim Villalobos, Sr., F (8.5 ppg, 5.3 rpg)

Starters Lost (4):

Asia Avinger, G (11.6 ppg, 4.2 apg)
Yummy Morris, C (9.4 ppg, 4.5 rpg)
Sophia Ramos, G (11.9 ppg, 3.7 apg)
Mercedes Staples, G (10.7 ppg, 4.1 rpg, 46 3-pt%)

Other Letterwinners Returning (5):

Sarah Barcello, Sr., G (2.5 ppg, 2.2 rpg)
Khylee Pepe, Jr., F (3.0 ppg, 2.5 rpg)

Other Players Returning (2):

Meghan Fiso, Sr., G (5.5 ppg, limited to 8 games due to injury)
Natalija Grizelj, So., G (10 games)

Other Letterwinners Lost (1):

Alex Crain, G (31 games, 3.7 ppg)

Newcomers (7):

Ellie Chen, Fr., G (South Pasadena, Calif./La Salle College Prep)
Mia Davis, Fr., G (Phoenix, Ariz./Dream City Christian)
Erin Houpt, Jr., G (Mercer, 12.6 ppg in 2022-23)
Alyssa Jackson, Fr., G (Fairfield, Calif./Vanden HS)
Jada Lewis, Sr., G (Portland State, made 80 3s in 2022-23)
Adryana Quezada, F, Sr., (Utah St., 15.2 ppg, 7.9 rpg in 21-22)
Emaya Trahan, Sr., G (Los Angeles/Bishop Montgomery HS)
Trinity Zamora, Fr., G (Oakland, Calif./Piedmont HS)

ROSTER BREAKDOWN

By Class

Seniors (7): Barcello, Fiso, Lewis, Prohaska, Quezada, Trahan, Villalobos; **Juniors (2):** Houpt, Pepe; **Sophomores (1):** Grizelj; **Freshmen (4):** Chen, Davis, Jackson, Zamora

By State (6)

Arizona (2): Barcello, Davis; **California (8):** Chen, Grizelj, Jackson, Lewis, Pepe, Trahan, Villalobos, Zamora; **Illinois (1):** Houpt; **Ohio (1):** Prohaska; **Texas (1):** Quezada; **Washington (1):** Fiso

By Position

Forwards (3): Pepe, Quezada, Villalobos; **Guards (11):** Barcello, Chen, Davis, Fiso, Grizelj, Houpt, Jackson, Lewis, Prohaska, Trahan, Zamora

By Height

6-0 (3): Davis, Villalobos, Zamora; **5-11 (3):** Barcello, Jackson, Pepe; **5-10 (2):** Fiso, Quezada; **5-9 (3):** Grizelj, Lewis, Prohaska; **5-6 (2):** Houpt, Trahan; **5-5 (1):** Chen

2023-24 NUMERICAL ROSTER

No.	Name	Pos.	Ht.	Yr.	Hometown (Previous School/High School)
0	Khylee Pepe	F	5-11	Jr.	Long Beach, Calif. (Bishop Montgomery HS)
1	Erin Houpt	G	5-6	Jr.	Danville, Ill. (Mercer/Danville HS)
2	Ellie Chen	G	5-5	Fr.	South Pasadena, Calif. (La Salle College Prep)
3	Alyssa Jackson	G	5-11	Fr.	Fairfield, Calif. (Vanden HS)
4	Emaya Trahan	G	5-6	Sr.	Los Angeles, Calif. (Bishop Montgomery HS)
5	Trinity Zamora	G	6-0	Fr.	Oakland, Calif. (Piedmont HS)
10	Mia Davis	G	6-0	Fr.	Phoenix, Ariz. (Dream City Christian)
13	Meghan Fiso	G	5-10	Sr.	Seattle, Wash. (Michigan/Garfield HS)
15	Jada Lewis	G	5-9	Sr.^	Rocklin, Calif. (Portland State/Whitney HS)
20	Sarah Barcello	G	5-11	Sr.*^	Phoenix, Ariz. (Marist/Seton Catholic Prep)
22	Natalija Grizelj	G	5-9	So.	Sunnyvale, Calif. (Saint Francis HS)
23	Kim Villalobos	F	6-0	Sr.	Los Angeles, Calif. (Chaminade HS)
24	Abby Prohaska	G	5-9	Sr.*^	Liberty Township, Ohio (Notre Dame/Lakota West HS)
32	Adryana Quezada	F	5-10	Sr.*	Frisco, Texas (Utah State/Lone Star HS)

2023-24 ALPHABETICAL ROSTER

No.	Name	Pos.	Ht.	Yr.	Hometown (Previous School/High School)
20	Sarah Barcello	G	5-11	Sr.*^	Phoenix, Ariz. (Marist/Seton Catholic Prep)
2	Ellie Chen	G	5-5	Fr.	South Pasadena, Calif. (La Salle College Prep)
10	Mia Davis	G	6-0	Fr.	Phoenix, Ariz. (Dream City Christian)
13	Meghan Fiso	G	5-10	Sr.	Seattle, Wash. (Michigan/Garfield HS)
22	Natalija Grizelj	G	5-9	So.	Sunnyvale, Calif. (Saint Francis HS)
1	Erin Houpt	G	5-6	Jr.	Danville, Ill. (Mercer/Danville HS)
3	Alyssa Jackson	G	5-11	Fr.	Fairfield, Calif. (Vanden HS)
15	Jada Lewis	G	5-9	Sr.^	Rocklin, Calif. (Portland State/Whitney HS)
0	Khylee Pepe	G	5-11	Jr.	Long Beach, Calif. (Bishop Montgomery HS)
24	Abby Prohaska	G	5-9	Sr.*^	Liberty Township, Ohio (Notre Dame/Lakota West HS)
32	Adryana Quezada	F	5-10	Sr.*	Frisco, Texas (Utah State/Lone Star HS)
4	Emaya Trahan	G	5-6	Sr.	Los Angeles, Calif. (Bishop Montgomery HS)
23	Kim Villalobos	F	6-0	Sr.	Los Angeles, Calif. (Chaminade HS)
5	Trinity Zamora	G	6-0	Fr.	Oakland, Calif. (Piedmont HS)

* Utilized redshirt season

^ Utilizing extra year of eligibility offered by the NCAA due to COVID-19

Head Coach: Stacie Terry-Hutson (UT Arlington, 1998), 11th season at SDSU

Associate Head Coach: Kellie Lewis (Boise State, 1998), Third season at SDSU

Assistant Coach: Jon Silver (UCLA, 2009; LSU 2017), Eighth season at SDSU

Assistant Coach: Gregg Gottlieb (UCLA 1995), First season at SDSU

Director of Player Development/Assistant Coach: Mel Boscarino (Dominican Univ., 2016; USF, 2018), Third season at SDSU

Director of Recruiting & Marketing/Assistant Coach: Najé Murray (Texas Tech, 2021; Syracuse, 2022), First Season at SDSU

Director of Operations: Jordan Mottershaw (Western Oregon, 2017; Cal State San Bernardino, 2019), Fifth season at SDSU

PRONUNCIATION GUIDE

Meghan Fiso	fee-ZO	Abby Prohaska	pro-HASK-kuh
Natalija Grizelj	nuh-TAHL-yuh GRIZZ-ell (silent Js)	Adryana Quezada	EH-dree-on-uh KAY-zah-duh
Sarah Barcello	bar-CELL-oh (NOT bar-CHELL-oh)	Emaya Trahan	em-EYE-yuh TRAY-han
Khylee Pepe	KY-lee pep-A (NOT pep-uh)	Kim Villalobos	VEE-uh-lobos

SAN DIEGO STATE QUICK FACTS

GENERAL INFORMATION

Location: San Diego, Calif., 92182
Founded: 1897
Enrollment: 33,870
Nickname: Aztecs
School Colors: Scarlet and Black
Affiliation: NCAA Division I
Conference: Mountain West
Home Arena (Capacity):
Steve Fisher Court at Viejas Arena (12,414)
President: Dr. Adela de la Torre
Director of Athletics: John David Wicker

AZTEC BASKETBALL FACTS

First Year of Basketball: 1976-77
All-Time Record: 710-654 (.521) / 46 seasons
Postseason Appearances/NCAA Appearances: 13/9
Last Postseason Appearance: 2023
Lost to UC Irvine (55-45) in WNIT First Round

SDSU TEAM INFORMATION

2022-23 Record: 23-11 (.675)
2022-23 MW Record/Finish: 12-6/T-3rd
2023 MW Tournament Record: 1-1
2023 Final NCAA NET: 93
Letterwinners Returning/Lost: 4/5
Starters Returning/Lost: 2/3
Newcomers: 6 (4 freshmen & 2 transfers)

AZTEC BASKETBALL STAFF

Head Coach: Stacie Terry- Hutson
Alma Mater: UT Arlington, 1998
Career Record/Years: 133-172/11th Year
Basketball Office Phone: 619-594-4095
Staff:
Kellie Lewis, Associate Head Coach
Third season at SDSU
Alma Mater: Boise State, 1998
Jon Silver, Assistant Coach
Eighth season at SDSU (3rd as AC)
Alma Mater: UCLA, 2009; LSU 2017
Gregg Gottlieb, Assistant Coach
First season at SDSU (3rd as AC)
Alma Mater: UCLA, 1995
Mel Boscarino, Director of Player Development/
Assistant Coach
Third season at SDSU
Alma Mater: Dominican University, 2016; USF
2018
Najé Murray, Director of Recruiting & Marketing/
Assistant Coach
First season at SDSU
Alma Mater: Texas Tech, 2021; Syracuse 2022
Jordan Mottershaw, Director of Basketball Operations
Fifth season at SDSU
Alma Mater: W. Oregon, 2017; Cal State San
Bernardino, 2019
Athletic Trainer: Queenie Soriano
Strength and Conditioning: James Chassin
Academic Advisor: Dr. Bre White

SDSU MEDIA RELATIONS

Women's Basketball SID: Ben Pearson
E-mail: ben.pearson@sdsu.edu
Office Phone: 619-594-5547

Opponent Notebook (California Baptist)

- The Lancers went 22-13 last year and 13-5 in the WAC.
- They won the Women's Basketball Invitational.
- They return five players from last year including Grace Schmidt who made the All-WAC Second Team last year
- The Lancers were picked to finish third in the WAC Preseason poll.
- CBU won a UC San Diego 64-50 in their season opener Monday.
- Grace Schmidt, a preseason All-WAC selection, had 19 points and seven rebounds.
- Head coach Jarrod Olson (12th season) is 257-93 at CBU and has 371 wins overall.

All-time Series (California Baptist)

- This is just the fifth meeting all-time between the two programs. All four meetings were between 2018-2021.
- SDSU leads the series 3-1.
- The Aztecs are 1-1 vs. CBU at home.
- SDSU is averaging 78 points per game against CBU.

Opponent Notebook (UC Davis)

- The Aggies went 16-14 last season and 12-7 in the Big West.
- They were picked to finish third in the Big West.
- Evanne Turner and Tova Sabel combined to average 27.0 points per game last season.
- Turner is closing in on 1,200 career points and has made the most three-pointers in school history.
- The Aggies won their season opener 102-52 vs. the Academy of Art.
- Tova Sabel led all scorers with 24 points.
- Megan Norris had a double-double with 17 points and 12 rebounds.
- Head coach Jennifer Gross (12th season) won five straight Big West Coach of the Year awards from 2017-21.

All-time Series (UC Davis)

- This is just the sixth meeting all-time between the two programs and the first since 2016.
- UC Davis leads the series 3-2.
- The Aztecs are 2-1 vs. UC Davis at home.
- SDSU's two wins vs. UC Davis were in 2005 and 2006.

Player Notes

- Kim Villalobos (Los Angeles) led the Aztecs with 16 points Monday, her 26th career game scoring in double-digits.
- Villalobos tied a career-high with four steals, giving her 100 for her career.
- Jada Lewis (Rocklin, Calif.) is one game shy of 100 for her career.
- Sarah Barcello (Phoenix, Ariz.) scored 12 points Monday, her most as an Aztec.
- Adryana Quezada (Frisco, Texas) scored 14 points in her Aztec debut. She redshirted at SDSU last year after being an All-Mountain West Honorable Mention selection at Utah State in 2021-22.
- Khylee Pepe tied a career-high with three steals at Monday Portland.
- Meghan Fiso set a new career-high with two blocks Monday.

Milestones to Watch

Player	Stat	Total	Needed for Milestone
Sarah Barcello	Rebounds	287	13 Rebounds to 300
Jada Lewis	Points	909	91 Points to 1,000
Jada Lewis	Games	99	1 Game to 100
Abby Prohaska	Rebounds	288	12 rebounds to 300
Adryana Quezada	Points	839	161 Points to 1,000
Adryana Quezada	Rebounds	425	75 Rebounds to 500
Kim Villalobos	Rebounds	437	63 Rebounds to 500

CAREER HIGHS

Points

15, vs. Antelope Valley (11-12-22)

Rebounds

13, vs. San Diego Christian (11-9-22)

Assists

3, Twice

Last: at Utah State (12-31-22)

Steals

3, Twice

Last: at Portland (11-6-23)

Blocks

2, Twice

Last: vs. San Jose State (1-28-23)

Field Goals

5, Twice

Last vs. Antelope Valley (11-12-22)

Field Goal Attempts

11, vs. Antelope Valley (11-12-22)

3-Point Field Goals

1, Three times

Last: at Utah State (12-31-22)

3-Point Field Goal Attempts

2, Twice

Last: at Utah State (12-31-22)

Free Throws

5, Twice

Last: vs. Miami Ohio (12-20-22)

Free Throw Attempts

7, vs. Antelope Valley (11-12-22)

MISC. CAREER STATS

Double-figure scoring games: 3

Double-figure rebounding games: 2

Double-Doubles: 1



#0 KHYLEE PEPE

Junior

5-11

Forward

Long Beach, Calif.

Bishop Montgomery HS

As a Sophomore (2022-23)

Averaged 3.0 points and 2.5 rebounds while playing 13.2 minutes per game... 34 of her 73 rebounds came on the offensive glass, the highest rate on the team... Had her first career double-double vs. San Diego Christian (11-9-22) with 10 points and a career-high 13 rebounds... In the following game, had a career-high 15 points... Topped 20 minutes in four games including 24 at Utah State (12-31-22) when she had seven points, seven rebounds and three assists.

As a Freshman (2021-22)

Appeared in 25 games while starting the last five... Averaged 2.7 points and 2.0 rebounds in 10.2 minutes per game... Scored season high 11 points on 5-for-7 shooting against Fresno State (2-19-22)... Had season-high in rebounds (10) and minutes (21) at Boise State (2-5-22).

High School

A consensus four-star recruit, ranked No. 83 in the country by espnW, Pepe was a four-time all-state selection in California and two-time league MVP and was recruited by numerous power five programs... In her senior year, she earned her third First-Team All Del Rey League selection and helped her school win a league championship and made the CIF-SS quarterfinals... As a junior, averaged 17 points, eight rebounds, four assists and three steals and had 10 games with 20 or more points... Tied a school record with 41 points in a game... As a sophomore, averaged 15 points per game... Attended Mater Dei High School as a freshman where she averaged 11.7 points, 6.5 rebounds and 3.6 assists and was a Second Team All-County selection while helping the Monarchs win the Trinity League and finish fourth in the CIF-SS Open Division.

Personal

Khylee-Jade Tulimalefo'i Pepe was born in Long Beach, Calif... Comes from an athletic family, having four relatives who played football: brother Kobe (USC), father Paapaa (Humboldt State), uncles Jesse (San Francisco 49ers) and Roman (Oregon State)... Enjoys playing volleyball, reading and swimming... Lists running back James Conner as her favorite athlete... Majoring in communication.

CAREER HIGHS*

Points

31, vs. Wofford (1-26-33)

Rebounds

8, vs. Samford (1-21-23)

Assists

5, Twice

Last: at Chattanooga (1-14-23)

Steals

3, Twice

Last: at Western Carolina (2-2-23)

Blocks

1, vs. Colorado State (11-25-22)

Field Goals

9, Twice

Last: at Wofford (2-25-23)

Field Goal Attempts

19, vs. Wofford (1-26-33)

3-Point Field Goals

9, vs. Wofford (1-26-33)

3-Point Field Goal Attempts

19, vs. Wofford (1-26-33)

Free Throws

13, at Eastern Tennessee St. (1-12-23)

Free Throw Attempts

14, at Eastern Tennessee St. (1-12-23)


MISC. CAREER STATS

Double-figure
scoring games: 39

20-point scoring games: 7

Double-figure
rebounding games: 0

*While at Mercer



#1 ERIN HOUPT

Junior

5-6

Guard

Danville, Ill.

Mercer/Danville HS

Led NCAA in Free Throw Percentage (93.9, 2022-23)**All-Southern Conference Third Team (2022-23)****Southern Conference Freshman of the Year (2021-22)****At Mercer (2021-23)**

Played her first two years at Mercer where she started 47 of 57 games and averaged 10.8 points while shooting 41.2% from three and 93% from the line... As a sophomore (2022-23) averaged 12.6 points per game and was a Third-Team All-SoCon selection... Played a team-high 35.8 minutes per game and led the nation with a 93.9 free throw percentage... Scored in double-digits 19 times and had four games with at least 20 points, including a career-high 31 vs. Wofford where she made nine three-pointers... In conference play, she averaged 13.9 points while playing 37.9 minutes per game... As a freshman, she helped Mercer go 23-7 and win the SoCon championship while averaging 9.1 points and leading the conference with a three-point percentage of 41.4... Was named the 2021-22 SoCon Freshman of the Year.

High School

Attended Danville High School (Illinois), where she scored 2,208 points and left as the school's all-time leading scorer... Was a two-time Big 12 conference player of the year and two-time AP all-state selection... As a senior, averaged 27.6 points, 6.8 rebounds, 2.9 steals and 2.3 assists.

Personal

Born in Danville, Illinois to Kathy and Ted Houpt... Her mom played tennis at Ball State and her dad played basketball at Winthrop... Lists Sue Bird as her favorite athlete... Majoring in communications, which she also studied at Mercer.



#2 ELLIE CHEN

Freshman

5-5

Guard

South Pasadena, Calif.


La Salle Colle Prep

High School

Was a four-time All-CIF selection at La Salle College Prep... Made the first team as a freshman and sophomore and the second team as a junior and senior... Was also named to the All-Area Team and the All-League team four times... Helped her team win the 3AA CIF Southern Section championship as a junior and the 2AA CIF championship as a senior... Also played volleyball... Was a standout in the classroom where she earned the President's Honor and gold honors four times and was in the math and science honor society twice.

Personal

Born in Arcadia, Calif. to Charles and Lisa Chen... Enjoys going to the gym, art and going to the beach... Lists Kobe Bryant as her favorite athlete... Majoring in kinesiology.



#3 ALYSSA JACKSON

Freshman

5-11

Guard

Fairfield, Calif.

Vanden HS

High School

Was a four-star recruit per NorCal Preps... Attended Vanden HS where she was a three-time Monticello Empire league MVP... Helped Vanden win three league and two section championships... Broke a school record when she scored 50 points with 10 threes in a game... As a senior, averaged 20.4 points, 5.9 rebounds, 3.9 steals and 2.8 assists... As a junior, averaged 19.7 points, 5.7 rebounds, 4.8 steals and 2.6 assists... Scored over 1,000 points in just 2.5 years at Vanden... Was named her school's female athlete of the year in 2023... Played at Salesian College Prep as a freshman where she was a second team all-league selection... Finished her career as a four-time all-state selection... Also competed in track and field as a junior where she did sprints and the long jump... Was an honor roll student.

Personal

Born in Chattanooga, Tenn. To Courtney and Abrelle Jackson... Enjoys reading, playing video games and making Tiktoks in her free time... Lists LeBron James as her favorite athlete.



#4 EMAYA TRAHAN

Senior

5-6

Guard

Los Angeles, Calif.

Bishop Montgomery HS

High School

Attended Bishop Montgomery High School where she played basketball and softball... Was a second team-all league selection in 2019-20... Helped her team win the CIF-SS Championship in 2017... Was a teammate in high school of Khylee Pepe.

Personal

Daughter of Karoni and Ed Trahan... Enjoys cooking... Lists Kyrie Irving as her favorite athlete... Majoring in criminal justice.



#5 TRINITY ZAMORA

Freshman

6-0

Guard

Oakland, Calif.

Piedmont HS

Preseason Mountain West Co-Freshman of the Year

High School

Scored over 2,000 points and had over 1,400 rebounds as a four-year starter at Piedmont HS... Averaged 22 points, 13 rebounds, 6 assists and two blocks per game over her four years... Made the all-state team three times, twice as a first-teamer and once as a second-teamer... As a senior, averaged 19 points, 10 rebounds and six assists and helped her team go undefeated and advance to the Open semifinals... Scored 17 points and grabbed 10 rebounds in the NCS Division IV title game... As a junior averaged 25.3 points, 18.5 rebounds 3.0 blocks and 2.0 steals per game... Was the WAC Co-Player of the year as a sophomore and junior... Was named to the All-Bay Area News Group Team in 2022 and 2023... Was the Piedmont Post Athlete of the Year in 2020 and 2021... Played for the CalStars 17 EYBL.

Personal

Born in Oakland, California to Rochelle Allen and D'Angelo Zamora... Her brother JoJo played basketball at Utah and New Mexico State... Enjoys painting and swimming... Lists LeBron James, Candace Parker and A'ja Wilson as her favorite athletes... Majoring in business.



#10 MIA DAVIS

Freshman

6-0

Guard

Phoenix, Ariz.

Dream City Christian

High School

A four-star recruit... Attended Dream City Christian for her last two seasons where her dad was the head coach... Was ranked as the No. 1 player in Arizona in her class after her sophomore year but then missed her entire junior and senior years due to injury... Averaged 11.6 points, 4.8 rebounds and 2.8 steals as a sophomore at Phoenix Xavier Prep and helped lead them to the 6A state semifinals... As a freshman averaged 9.1 points and 4.1 rebounds per game... Was first team all-conference as a sophomore and second team as a freshman.

Personal

Born in Phoenix, Arizona to Jennifer Waf and Prileu Davis... Her father played basketball at Louisville.

CAREER HIGHS

Points

13, vs. Nevada (2-9-22)

Rebounds

5, vs. Seattle (11-25-22)

Assists

3, vs. Nevada (2-9-22)

Steals

2, vs. San Diego Christian (11-9-22)

Blocks

2, at Portland (11-6-23)

Field Goals

4, Three times

Last: vs. Seattle (11-25-22)

Field Goal Attempts

9, Twice

Last: vs. San Diego Christian (11-9-22)

3-Point Field Goals

2, vs. Nevada (2-9-22)

3-Point Field Goal Attempts

4, vs. Nevada (2-9-22)

Free Throws

5, vs. Nevada (2-9-22)

Free Throw Attempts

6, vs. Nevada (2-9-22)

MISC. CAREER STATS

Double-figure scoring games: 2

Double-figure rebounding games: 0



#13 MEGHAN FISO

Senior

5-10

Guard

Seattle, Wash.

Michigan/Garfield HS

Mountain West Scholar-Athlete (2021-22)***Mountain West All-Academic Team (2021-22)*****2022-23 Season**

Averaged 5.5 points in eight games before suffering a season-ending injury... Had three games with nine points or more including a season-high 11 points vs. San Diego Christian (11-9-22)... Averaged 15.4 minutes per game and had four games with at least 20 minutes... Was 4-for-10 from three.

2021-22 Season

Appeared in 24 games off the bench... Averaged 1.4 points in 6.7 minutes per game... Had season-highs in points (13) and minutes (22) against Nevada (2-9-22)... Scored in seven games, totaling seven or more points on three occasions... Was 8-for-10 from the line.

At Michigan (2020-21)

Spent her freshman season at the University of Michigan where she appeared in seven games off the bench on a Wolverine squad that went 16-6 (9-4 in the Big Ten) and advanced to the first Sweet 16 in program history.

High School

A top 40 recruit according to Prospects Nation, she was named the 2020 AP Class 3A Player of the Year in Washington and was named the Seattle Times Player of the Year... As a senior, she averaged 24.7 points, 9.0 rebounds, 5.0 assists and 4.0 steals and helped lead Garfield High School (Seattle, Wash.) to a state championship while also securing the Tournament MVP award... prior to her senior year, attended West Seattle High School who she helped win back-to-back SeaKing District tournament championships and take third in the 2018 state tournament... As a junior, averaged 12.9 points and 7.2 rebounds and earned 3A All-Metro League first-team honors... In 2018 was also named the Pacific Northwest Basketball Officials Association Female Player of the Year.

Personal

Megan Fiso (FEE-zo) born in Seattle to Julie and Joe Fiso... Lists LeBron James as her favorite athlete... Majoring in communication.

CAREER HIGHS

Points

23, vs. Prairie View (11-20-21)*

Rebounds

11, vs. Sacramento State (1-15-22)*

Assists

5, vs. Montana (2-23-23)*

Steals

3, Six Times*

Blocks

2, Twice*

Last: vs. New Mexico State (12-17-22)

Field Goals

8, Six Times*

Field Goal Attempts

17, at Boise State (11-20-22)*

3-Point Field Goals

7, vs. Prairie View (11-20-21)*

3-Point Field Goal Attempts

13, vs. Montana (2-23-23)*

Free Throws

6, vs. New Mexico State (12-17-22)*

Free Throw Attempts

6, vs. New Mexico State (12-17-22)*

MISC. CAREER STATS

Double-figure scoring games: 33

20-Point games: 7

Double-figure rebounding games: 1

Double-doubles: 1

* at Portland State



#15 JADA LEWIS

Senior

5-9

Guard

Rocklin, Calif.

Portland State/Whitney HS

Led Big Sky in Three-Pointers Made (80, 2022-23)**Big Sky All-Academic Team (2020-21 & 2022-23)****At Portland State (2019-23)**

Played at Portland State for four years where she played in 98 games with 79 starts and totaled 906 points and made 207 threes... As a senior averaged 11.4 points and made 80 threes, which led the Big Sky, in 30.7 minutes per game... As a junior, averaged 10.0 points per game and made 65 threes while starting all 29 games... As a sophomore, shot a career-best 40.2 percent from three and averaged 9.3 points per game... Battled injuries as a freshman and was limited to 14 games... Her 207 made threes is third all-time at Portland State... Was a two-time Big Sky All-Academic selection (2020-21 & 2022-23).

High School

Attended Whitney High School where she was a four-time all-league honoree and set school records for career points (1,610), field goals made (577), 3-pointers made (245), assists (321), steals (331), games played (117) and free throw percentage (.770)... Also set the single-season record for points (535), field goals made (192), three-pointers made (80) and steals (125)... As a junior, helped her school win the Capital Valley conference title and was named league MVP... In 2019, was named to the CalHiSports.com all-state second-team.

Personal

Born in Sacramento, California... Enjoys playing volleyball, soccer and golf... Lists Klay Thompson and Caitlin Clark as her favorite athletes... Earned a bachelor's degree in applied health and fitness at Portland State and is pursuing a Master of Arts in liberal arts and sciences at SDSU.

CAREER STATISTICS

*

* at Marist

CAREER HIGHS

Points

25 at Quinnipiac (1-3-21)*

Rebounds

7, Many times

Last: vs. San Diego Christian (11-9-22)

Assists

4, vs. San Diego Christian (11-9-22)

Steals

6, vs. Siena (3-10-21)*

Blocks

3, at Nevada (2-9-23)

Field Goals

10, at Quinnipiac (1-3-21)*

Field Goal Attempts

18, vs. Siena (3-10-21)*

3-Point Field Goals

4, vs. Manhattan (2-8-20)*

3-Point Field Goal Attempts

9, vs. Green Bay (12-15-19)*

Free Throws

5, Twice

Last: vs. Saint Peter's (3-5-21)*

Free Throw Attempts

7, at Central Michigan (11-30-19)*

MISC. CAREER STATS

Double-figure scoring games: 24

Double-figure scoring games at SDSU:

2

Double-figure rebounding games: 0

* at Marist



#20 SARAH BARCELLO

Senior

5-11

Guard

Phoenix, Ariz

Marist/Seton Catholic Prep

Mountain West Scholar-Athlete (2022-23)***Mountain West All-Academic Team (2022-23)******All-MAAC Third Team (2020-21)******MAAC All-Championship Team (2019)******MAAC All-Academic Team (2018-19, 2019-2020 & 2020-21)*****2022-23 Season**

Appeared in 33 games with one start in her first year at SDSU... Averaged 2.5 points and 2.2 rebounds in 12.8 minutes per game... Shot 45.2 percent from three in conference play... Had a season-high 11 points at Utah State (12-31-22)... Had nine points on three three-pointers vs. Fresno State (1-26-23)... Had a season-high seven rebounds in three straight games in November... Played 20 or more minutes in seven games.

At Marist (2018-22)

Appeared in 74 games while making 57 starts at Marist... Averaged 7.6 points per game over that span and shot 34.9 percent from three, which is top ten all-time at Marist... Missed the 2021-22 season due to injury... Was an All-MAAC Third Team selection in 2020-21 after averaging a team-high 12.6 points per game and helping the Red Foxes win the MAAC Championship and make the NCAA Tournament... Scored in double figures 11 times, including a career-high 25 points at Quinnipiac... Averaged 13.7 points, 4.3 steals and 4.0 rebounds per game during the MAAC Championships... In 2019-20 as a sophomore, appeared in 24 games while making 21 starts and averaged 6.3 points on 43.9 shooting from the field in 21.3 minutes... In 2018-19, shot 41 percent from three and started 19 games while scoring 5.8 points per game... Was named to the MAAC All-Championship team after averaging 9.3 points in the 2019 conference tournament... Was a three-time MAAC All-Academic Team honoree.

High School

Attended Seton Catholic Prep in Chandler, Arizona, where she won three state championships... Was a two-time Arizona Division II Player of the Year and two-time 4A All-State First-Team selection... Averaged 16.0 points and 6.3 rebounds as a senior and 18.4 points and 7.1 rebounds as a junior... Was in the National Honors Society.

Personal

Born in Phoenix, Arizona... Her older sister Julia was the 2014 Gatorade State Player of the Year in Arizona and went on to play at Colgate while her brother Alex was a standout at BYU after spending two years at Arizona... Graduated from Marist with a psychology degree and is working towards a master's in education (counseling).

CAREER HIGHS

Points
N/A

Rebounds
2, Twice
Last: at San Jose State (2-11-23)

Assists
N/A

Steals
N/A

Blocks
N/A

Field Goals
N/A

Field Goal Attempts
2, at San Jose State (2-11-23)

3-Point Field Goals
N/A

3-Point Field Goal Attempts
2, at San Jose State (2-11-23)

Free Throws
N/A

Free Throw Attempts
N/A

MISC. CAREER STATS

Double-figure scoring games: 0

Double-figure rebounding games: 0



#22 NATALIJA GRIZELJ

Sophomore

5-9

Guard

Sunnyvale, Calif.

Saint Francis HS

Croatian U20 National Team (2023)**2022-23 Season**

Appeared in 10 games off the bench in her first year at SDSU... Played a season-high eight minutes vs. San Diego Christian (11-9-22) where she brought in two rebounds.

High School

Attended Saint Francis High School where she lettered all four years... As a senior, averaged 11.4 points, 4.6 rebounds, 2.5 assists with 61 made three-pointers... Was an all-state honorable mention selection... Was in the National Honors Society and graduated with honors.

Personal

Born in Stanford, California to Jelena and Blaz Grizelj... Her sister Mia plays at Saint Mary's... Lists Steph Curry as her favorite athlete... Enjoys going to the beach, working out and listening to music... Majoring in business and aspires to be an athletic trainer.

CAREER HIGHS

Points
22, at California Baptist (12-8-21)

Rebounds
12, vs. Air Force (2-28-23)

Assists
7, vs. Seattle (11-25-22)

Steals
4, Three times
Last: at Portland (11-6-23)

Blocks
3, at Wyoming (1-30-21)

Field Goals
9, at California Baptist (12-8-21)

Field Goal Attempts
16, vs. Boise State (1-14-23)

3-Point Field Goals
1, at Colorado State (12-8-20)

3-Point Field Goal Attempts
2, at Colorado State (12-10-20)

Free Throws
5, at San Jose State (2-11-23)

Free Throw Attempts
8, Twice
Last: at San Jose State (2-11-23)

MISC. CAREER STATS

Double-figure scoring games: 26

20-Point Games: 1

Double-figure rebounding games: 8

Double-doubles: 4



#23 KIM VILLALOBOS

Senior

6-0

Forward

Los Angeles, Calif.

Chaminade HS

Mountain West All-Freshman Team (2020-21)

El Salvador National Team (2021, 2022 & 2023)

As a Junior (2022-23)

Averaged 8.5 points and a team-high 5.3 rebounds while shooting 49.4 percent from the field... One of two Aztecs to start all 34 games... Averaged 22.3 minutes per game... Had 15 games in double-digits... Led SDSU in rebounding 13 times... Had a season-high 19 points and 11 rebounds at San Jose State (2-11-23)... Had 17 points on 7-for-9 shooting vs. first place UNLV (1-7-23)... Had a career-high seven assists vs. Seattle (11-25-22).

As a Sophomore (2021-22)

Appeared in 28 games and made six starts... Averaged 6.7 points and 5.6 rebounds in 17.5 minutes per game... Led the team with 48.8 field goal percentage... Scored in double-figures six times including a career-high 22 points on 9-for-13 shooting at California Baptist (12-8-21)... Had 10 or more rebounds five times and led the Aztecs in rebounding on nine occasions... Led the team in steals 10 times... For the second straight year, played for the El Salvador National Team following the season.

As a Freshman (2020-21)

Made the Mountain West All-Freshman Team... Averaged 6.6 points, 4.4 rebounds and 1.0 assist in 18.8 minutes per game... Scored in double-figures five times, including a season-high 16 at Colorado State (12-8-20)... Had a season-high 10 rebounds vs. Air Force (1-22-21)... Started eight games, including seven straight in conference play... Following the season played for the El Salvador National Team.

High School/International

Averaged 15 points and 12 rebounds per game as a senior at Chaminade HS... Was named to the All-Mission League First-Team as a senior... Helped her school reach the quarterfinals of the CIF Southern Section Division I championships... Previously attended Bishop Alemany HS where she averaged 19 points per game as a junior... Played with the El Salvador national team and was named the top Salvadoran basketball player in the US... Played for Team Taurasi for the California Storm AAU program on the prestigious Nike circuit with teammate Asia Avinger.

Personal

Kimberly Villalobos was born in Panorama City, Calif. to Silvia Estrada and Enock Villalobos... Lists Kobe Bryant as her favorite athlete and had the opportunity to work at the Mamba Sports Academy... Majoring in social work.

CAREER HIGHS

Points

23, at UC San Diego (12-1-22)

Rebounds

10, vs. Antelope Valley (11-12-22)

Assists

7, Twice

Last: at Utah State (12-31-22)

Steals

5, at Utah State (12-31-22)

Blocks

2, at UC San Diego (12-1-22)

Field Goals

9, at UC San Diego (12-1-22)

Field Goal Attempts

16, at Colorado State (1-16-23)

3-Point Field Goals

2, Twice

Last: at Colorado State (1-16-23)

3-Point Field Goal Attempts

7, at Colorado State (1-16-23)

Free Throws

12, vs. Antelope Valley (11-12-22)

Free Throw Attempts

12, vs. Antelope Valley (11-12-22)

MISC. CAREER STATS

Double-figure scoring games: 14

Double-figure scoring games at SDSU: 10

20-Point Games (all at SDSU): 2

Double-figure rebounding games (all at SDSU): 1

Double-Doubles (all at SDSU): 1



#24 ABBY PROHASKA

Senior

5-9

Guard

Liberty Township, Ohio

Lakota West HS

Two-time ACC Academic Honor Roll
Mountain West Scholar-Athlete (2022-23)
Mountain West All-Academic Team (2022-23)

2022-23 Season

Played all 34 games and made 16 starts while averaging 7.5 points, 3.3 rebounds, 1.7 assists and 1.5 steals in 23.1 minutes per game... Shot 87.5 percent (49-56) from the free throw line, the fourth best rate in a season in school history... Scored in double-digits 11 times and led SDSU in scoring on six occasions... Had a career-high 23 points on 9-for-15 shooting at UC San Diego (12-1-22) to help the Aztecs rally back from double-digits... Had 21 points at Colorado State (1-16-23)... Was 12-for-12 from the line vs. Antelope Valley (11-12-22), tied for the third most made free throws in a game in program history... Averaged 12.5 points on 55 percent shooting in the Mountain West Tournament.

At Notre Dame (2018-22)

Appeared in 74 games with the Fighting Irish, made 16 starts and played in nine NCAA Tournament games including both games of the 2019 Final Four as a freshman... Averaged 2.7 points, 2.3 rebounds and 1.2 assists in 15.2 minutes per game... In 2021-22, appeared in 20 games and shot a career-best 50.9 percent from the field and scored 3.6 points per game... In the 2020-21 season played in 16 games, while starting 13 of them, averaging 4.2 points in a career-high 21.2 minutes per game... Utilized a medical redshirt in the 2019-20 season after being diagnosed with a bilateral pulmonary embolism... As a freshman in 2018-19, appeared in 38 games with three starts and helped Notre Dame reach the national championship game while averaging 14.4 minutes per game... During their tournament run, she was the Fighting Irish's first guard off the bench and after the season was named the team's most improved player... Was named to the ACC Academic Honor Roll and the Dean's List twice... Was heavily involved with SAAC where she headed up the service branch... Graduated with a degree in visual communication while minoring in digital media marketing.

High School

Was a four-star prep prospect out of Lakota West High School where she was ranked No. 73 in the nation by ESPN HoopGurlz... During her four years there, the Firebirds lost just eight games and won the state championship in 2015... As a senior, she averaged 15.0 points, 6.4 rebounds and 4.2 steals and was named the District 15 and Greater Miami Conference Player of the Year... Set school records for career assists (267) and most steals in a single-season (100), and surpassed the 1,000 point mark for her career... Was named to the All-State First-Team twice and was an All-League First-Team selection three times... Played for Team USA at the 2016 FIBA U17 World Championships in Zaragoza Spain where they won a bronze medal... Also played soccer for two years and led her conference in goals scored as a freshman.

CAREER HIGHS

Points
32, vs. Texas Wesleyan (12-20-19)**

Rebounds
17, vs. SW New Mexico (11-18-19)**

Assists
5, Three times
Last: vs Wyoming (1-22-22)*

Steals
6, vs. Boise State (2-12-22)*

Blocks
2, Many times (2-12-22)*

Field Goals
15, vs. Texas Wesleyan (12-20-19)**

Field Goal Attempts
23, at Colorado State (2-9-22)*

3-Point Field Goals
1, Many times
Last: vs. San Diego State (2-2-22)*

3-Point Field Goal Attempts
4, at Western Kentucky (2-15-20)**

Free Throws
8, Twice
Last: vs. Boise State (2-12-22)*

Free Throw Attempts
11, vs. Boise State (2-12-22)*

MISC. CAREER STATS

Double-figure scoring games: 39

Double-figure scoring games at SDSU:
1

Double-figure rebounding games: 15

Double-Doubles: 13

* While at Utah State

** While at UT San Antonio



#32 ADRYANA QUEZADA

Senior

5-11

Forward

Frisco, Texas

Utah State/Lone Star HS

Puerto Rico National Team (2023)

All-Mountain West Honorable Mention (at Utah State, 2021-22)

Mountain West Player of the Week (at Utah State, Feb. 14, 2022)

Two-time Conference USA Freshman of the Week (2019-20)

2022-23 Season

Utilized redshirt season.

At Utah State (2021-22)

Was an All-Mountain West honorable selection after averaging 15.2 points and 7.9 rebounds per game... Shot 53.6 percent in her lone year at Utah State, which was third in the Mountain West... Finished fifth in the conference in scoring (15.2 ppg) and sixth in rebounding (7.9 rpg)... Averaged 20.4 points per game over her final 14 contests... Scored in double-digits in 15 of her final 16 games and in 19 of her 28 games on the year, including a season-best 30 points at Colorado State (Jan. 19)... Was the Mountain West Player of the Week award on Feb. 14... Had a team-high nine double-doubles.

At UT-San Antonio (2019-21)

Averaged 13.8 points and 6.9 rebounds across 29 games... Averaged 15.3 points and 10.0 rebounds in six games as a sophomore before missing the rest of the season due to injury... As a freshman, started 16 games while scoring 13.4 points per game... Was the Conference USA Freshman of the Week twice... Led the Roadrunners in field goal percentage both years.

High School

Attended Lone Star High School in Frisco, Texas where she teamed with former Aztec Mallory Adams for two seasons... As a senior, averaged 16.5 points and 7.0 rebounds while helping her team go 28-9 and 17-1 in league play... Earned All-State, All-Region, and All-District honors three times and scored over 1,000 points in her prep career... Played for Premier Basketball's "Team Lex," which won the 2017 Adidas National Championship and the 2018 Super 64 National Championship... Was in the National Honors Society and was an All-State Academic selection twice.



San Diego St. Women's Basketball
Individual Career Summaries
All games

BARCELLO, Sarah

SEASON	TEAM	GP-GS	MIN/AVG	Field Goals		3-Point		F-Throws		Rebounds				Other Stats					Scoring	
				FG-FGA	FG%	3FG-3FGA	3FG%	FT-FTA	FT%	OFF	DEF	TOT	AVG	PF-FO	A	TO	BLK	STL	PTS	AVG
2018-19	Marist	33-19	685/20.8	68-175	.389	48-117	.410	9-16	.563	23	54	77	2.3	33-0	25	25	1	18	193	5.8
2019-20	Marist	24-21	511/21.3	58-132	.439	24-75	.320	12-23	.522	18	38	56	2.3	43-0	30	21	2	12	152	6.3
2020-21	Marist	17-17	501/29.4	81-194	.418	23-80	.288	29-43	.674	18	58	76	4.5	25-0	26	31	3	25	214	12.6
2022-23	SDSU	33-1	419/12.7	27-76	.355	19-59	.322	9-14	.643	23	50	73	2.2	29-0	18	13	7	16	82	2.5
2023-24	SDSU	1-1	32/31.9	6-10	.600	0-2	.000	0-0	.000	4	1	5	5.0	2-0	1	1	0	1	12	12.0
TOTAL FOR SDSU		34-2	451/13.3	33-86	.384	19-61	.311	9-14	.643	27	51	78	2.3	31-0	19	14	7	17	94	2.8
TOTAL		108-59	2148/19.9	240-587	.409	114-333	.342	59-96	.615	86	201	287	2.7	132-0	100	91	13	72	653	6.0

Single Game Highs

Statistic	Value	
Points	25	at Quinnipiac 01/03/21
Rebounds	7	7 times
Assists	4	vs San Diego Christian 11/09/22
Steals	6	vs Siena 03/10/21
Blocks	3	at Nevada 02/09/23
FG Made	10	at Quinnipiac 01/03/21
FG Attempts	18	vs Siena 03/10/21
3FG Made	4	vs Manhattan 02/08/20
3FG Attempts	9	vs Green Bay 12/15/19
FT Made	5	at Central Mich. 11/30/19, vs Saint Peter's 03/05/21
FT Attempts	7	at Central Mich. 11/30/19

CHEN, Ellie

SEASON	TEAM	GP-GS	MIN/AVG	Field Goals		3-Point		F-Throws		Rebounds				Other Stats					Scoring		
				FG-FGA	FG%	3FG-3FGA	3FG%	FT-FTA	FT%	OFF	DEF	TOT	AVG	PF-FO	A	TO	BLK	STL	PTS	AVG	
2023-24	SDSU	1-0	8/8.4	0-1	.000	0-1	.000	0-0	.000	0	0	0	0.0	2-0	0	0	0	0	0	0	0.0
TOTAL		1-0	8/8.4	0-1	.000	0-1	.000	0-0	.000	0	0	0	0.0	2-0	0	0	0	0	0	0	0.0

Single Game Highs

Statistic	Value	
FG Attempts	1	at Portland 11/06/23
3FG Attempts	1	at Portland 11/06/23



San Diego St. Women's Basketball
Individual Career Summaries
All games

FISO, Meghan

				Field Goals		3-Point		F-Throws		Rebounds								Scoring		
SEASON	TEAM	GP-GS	MIN/AVG	FG-FGA	FG%	3FG-3FGA	3FG%	FT-FTA	FT%	OFF	DEF	TOT	AVG	PF-FO	A	TO	BLK	STL	PTS	AVG
2020-21	Mich	7-0	19/2.8	0-6	.000	0-3	.000	0-0	.000	0	4	4	0.6	0-0	2	1	0	0	0	0.0
2021-22	SDSU	24-0	159/6.6	11-42	.262	4-14	.286	8-10	.800	7	9	16	0.7	9-0	9	11	0	3	34	1.4
2022-23	SDSU	8-0	121/15.1	19-45	.422	4-10	.400	2-5	.400	7	11	18	2.3	10-0	5	5	0	3	44	5.5
2023-24	SDSU	1-0	19/18.9	1-5	.200	0-1	.000	1-2	.500	1	3	4	4.0	3-0	0	0	2	1	3	3.0
TOTAL FOR SDSU		33-0	298/9.0	31-92	.337	8-25	.320	11-17	.647	15	23	38	1.2	22-0	14	16	2	7	81	2.5
TOTAL		40-0	318/7.9	31-98	.316	8-28	.286	11-17	.647	15	27	42	1.1	22-0	16	17	2	7	81	2.0

Single Game Highs

Statistic	Value	
Points	13	vs Nevada 02/09/22
Rebounds	5	vs Seattle U 11/25/22
Assists	3	vs Nevada 02/09/22
Steals	2	vs San Diego Christian 11/09/22
Blocks	2	at Portland 11/06/23
FG Made	4	at Stanford 11/07/22, vs San Diego Christian 11/09/22, vs Seattle U 11/25/22
FG Attempts	9	vs Utah St. 01/13/22, vs San Diego Christian 11/09/22
3FG Made	2	vs Nevada 02/09/22
3FG Attempts	4	vs Nevada 02/09/22
FT Made	5	vs Nevada 02/09/22
FT Attempts	6	vs Nevada 02/09/22

GRIZELJ, Natalija

				Field Goals		3-Point		F-Throws		Rebounds								Scoring		
SEASON	TEAM	GP-GS	MIN/AVG	FG-FGA	FG%	3FG-3FGA	3FG%	FT-FTA	FT%	OFF	DEF	TOT	AVG	PF-FO	A	TO	BLK	STL	PTS	AVG
2022-23	SDSU	10-0	26/2.6	0-6	.000	0-6	.000	0-0	.000	0	2	2	0.2	0-0	0	3	0	0	0	0.0
TOTAL		10-0	26/2.6	0-6	.000	0-6	.000	0-0	.000	0	2	2	0.2	0-0	0	3	0	0	0	0.0

Single Game Highs

Statistic	Value	
Rebounds	2	vs San Diego Christian 11/09/22
FG Attempts	2	at San Jose St. 02/11/23
3FG Attempts	2	at San Jose St. 02/11/23



San Diego St. Women's Basketball
Individual Career Summaries
All games

HOUPT, Erin

SEASON	TEAM	GP-GS	MIN/AVG	Field Goals		3-Point		F-Throws		Rebounds				Scoring						
				FG-FGA	FG%	3FG-3FGA	3FG%	FT-FTA	FT%	OFF	DEF	TOT	AVG	PF-FO	A	TO	BLK	STL	PTS	AVG
2021-22	Mercer	29-19	699/24.1	82-198	.414	60-148	.405	41-45	.911	12	31	43	1.5	33-0	25	16	0	13	265	9.1
2022-23	Mercer	28-28	1005/35.9	97-232	.418	67-160	.419	92-98	.939	7	69	76	2.7	40-1	53	51	1	24	353	12.6
TOTAL FOR SDSU		0-0	0/0.0	0-0	.000	0-0	.000	0-0	.000	0	0	0	0.0	0-0	0	0	0	0	0	0.0
TOTAL		57-47	1705/29.9	179-430	.416	127-308	.412	133-143	.930	19	100	119	2.1	73-1	78	67	1	37	618	10.8

Single Game Highs

Statistic	Value	
Points	31	vs Wofford 01/26/23
Rebounds	8	vs Samford 01/21/23
Assists	5	vs Anderson (SC) 01/01/23, at Chattanooga 01/14/23
Steals	3	at Troy 12/10/22, at Western Caro. 02/02/23
Blocks	1	vs Colorado St. 11/25/22
FG Made	9	vs Wofford 01/26/23, at Wofford 02/25/23
FG Attempts	19	vs Wofford 01/26/23
3FG Made	9	vs Wofford 01/26/23
3FG Attempts	18	vs Wofford 01/26/23
FT Made	13	at ETSU 01/12/23
FT Attempts	14	at ETSU 01/12/23

JACKSON, Alyssa

SEASON	TEAM	GP-GS	MIN/AVG	Field Goals		3-Point		F-Throws		Rebounds				Scoring						
				FG-FGA	FG%	3FG-3FGA	3FG%	FT-FTA	FT%	OFF	DEF	TOT	AVG	PF-FO	A	TO	BLK	STL	PTS	AVG
2023-24	SDSU	1-0	14/14.4	1-1	1.000	0-0	.000	0-0	.000	0	1	1	1.0	0-0	0	2	1	0	2	2.0
TOTAL		1-0	14/14.4	1-1	1.000	0-0	.000	0-0	.000	0	1	1	1.0	0-0	0	2	1	0	2	2.0

Single Game Highs

Statistic	Value	
Points	2	at Portland 11/06/23
Rebounds	1	at Portland 11/06/23
Blocks	1	at Portland 11/06/23
FG Made	1	at Portland 11/06/23
FG Attempts	1	at Portland 11/06/23



San Diego St. Women's Basketball
Individual Career Summaries
All games

LEWIS, Jada

SEASON	TEAM	GP-GS	MIN/AVG	Field Goals		3-Point		F-Throws		Rebounds				Other					Scoring	
				FG-FGA	FG%	3FG-3FGA	3FG%	FT-FTA	FT%	OFF	DEF	TOT	AVG	PF-FO	A	TO	BLK	STL	PTS	AVG
2019-20	PSU	14-0	112/8.0	14-36	.389	10-30	.333	0-0	.000	2	16	18	1.3	11-0	5	10	1	4	38	2.7
2020-21	PSU	24-19	576/24.0	80-193	.415	51-127	.402	13-14	.929	16	64	80	3.3	29-0	26	42	6	22	224	9.3
2021-22	PSU	29-29	794/27.4	106-286	.371	65-183	.355	13-14	.929	26	87	113	3.9	53-0	22	51	3	28	290	10.0
2022-23	PSU	31-31	959/30.9	128-330	.388	80-211	.379	17-20	.850	37	87	124	4.0	61-1	54	54	6	32	353	11.4
2023-24	SDSU	1-1	30/29.8	1-2	.500	1-2	.500	1-2	.500	0	2	2	2.0	2-0	1	1	1	2	4	4.0
TOTAL FOR SDSU		1-1	30/29.8	1-2	.500	1-2	.500	1-2	.500	0	2	2	2.0	2-0	1	1	1	2	4	4.0
TOTAL		99-80	2471/25.0	329-847	.388	207-553	.374	44-50	.880	81	256	337	3.4	156-1	108	158	17	88	909	9.2

Single Game Highs

Statistic	Value	
Points	23	vs Prairie View 11/20/21
Rebounds	11	vs Sacramento St. 01/15/22
Assists	5	vs Montana 02/23/23
Steals	3	6 times
Blocks	2	vs Eastern Wash. 01/02/21, vs New Mexico St. 12/17/22
FG Made	8	6 times
FG Attempts	17	at Boise St. 11/20/22
3FG Made	7	vs Prairie View 11/20/21
3FG Attempts	13	vs Montana 02/23/23
FT Made	6	vs New Mexico St. 12/17/22
FT Attempts	7	vs New Mexico St. 12/17/22



**San Diego St. Women's Basketball
Individual Career Summaries
All games**

PEPE, Khylee

SEASON	TEAM	GP-GS	MIN/AVG	Field Goals		3-Point		F-Throws		Rebounds				Scoring						
				FG-FGA	FG%	3FG-3FGA	3FG%	FT-FTA	FT%	OFF	DEF	TOT	AVG	PF-FO	A	TO	BLK	STL	PTS	AVG
2021-22	SDSU	25-5	257/10.3	26-80	.325	1-2	.500	14-24	.583	47	25	72	2.9	46-1	5	18	3	18	67	2.7
2022-23	SDSU	32-0	420/13.1	33-102	.324	2-14	.143	27-40	.675	34	45	79	2.5	55-2	21	31	12	19	95	3.0
2023-24	SDSU	1-0	11/10.6	1-2	.500	0-0	.000	0-0	.000	0	0	0	0.0	5-1	2	2	0	3	2	2.0
TOTAL		58-5	687/11.9	60-184	.326	3-16	.188	41-64	.641	81	70	151	2.6	106-4	28	51	15	40	164	2.8

Single Game Highs

Statistic	Value	
Points	15	vs Antelope Valley 11/12/22
Rebounds	13	vs San Diego Christian 11/09/22
Assists	3	vs Antelope Valley 11/12/22, at Utah St. 12/31/22
Steals	3	at Boise St. 02/05/22, at Portland 11/06/23
Blocks	2	at Cal St. Fullerton 11/16/21, vs San Jose St. 01/28/23
FG Made	5	vs Fresno St. 02/19/22, vs Antelope Valley 11/12/22
FG Attempts	11	vs Antelope Valley 11/12/22
3FG Made	1	at Cal St. Fullerton 11/16/21, at Stanford 11/07/22, at Utah St. 12/31/22
3FG Attempts	2	at Stanford 11/07/22, at Utah St. 12/31/22
FT Made	5	vs Antelope Valley 11/12/22, vs Miami (OH) 12/20/22
FT Attempts	7	vs Antelope Valley 11/12/22



**San Diego St. Women's Basketball
Individual Career Summaries
All games**

PROHASKA, Abby

SEASON	TEAM	GP-GS	MIN/AVG	Field Goals		3-Point		F-Throws		Rebounds				Other					Scoring	
				FG-FGA	FG%	3FG-3FGA	3FG%	FT-FTA	FT%	OFF	DEF	TOT	AVG	PF-FO	A	TO	BLK	STL	PTS	AVG
2018-19	ND	38-3	547/14.4	18-49	.367	2-7	.286	20-26	.769	25	44	69	1.8	58-0	43	30	1	30	58	1.5
2020-21	ND	16-13	339/21.2	27-67	.403	0-9	.000	13-15	.867	18	36	54	3.4	26-0	27	20	3	12	67	4.2
2021-22	ND	20-0	241/12.1	29-57	.509	2-7	.286	12-14	.857	20	30	50	2.5	23-1	16	15	2	13	72	3.6
2022-23	SDSU	34-16	786/23.1	98-235	.417	9-48	.188	49-56	.875	37	75	112	3.3	67-1	59	69	4	50	254	7.5
2023-24	SDSU	1-1	35/35.4	0-5	.000	0-2	.000	5-6	.833	0	3	3	3.0	3-0	3	8	0	1	5	5.0
TOTAL FOR SDSU		35-17	821/23.5	98-240	.408	9-50	.180	54-62	.871	37	78	115	3.3	70-1	62	77	4	51	259	7.4
TOTAL		109-33	1948/17.9	172-413	.416	13-73	.178	99-117	.846	100	188	288	2.6	177-2	148	142	10	106	456	4.2

Single Game Highs

Statistic	Value	
Points	23	at UC San Diego 12/01/22
Rebounds	10	vs Antelope Valley 11/12/22
Assists	7	vs Wake Forest 01/14/21, at Utah St. 12/31/22
Steals	5	at Utah St. 12/31/22
Blocks	2	at UC San Diego 12/01/22
FG Made	9	at UC San Diego 12/01/22
FG Attempts	16	at Colorado St. 01/16/23
3FG Made	2	at UC San Diego 12/01/22, at Colorado St. 01/16/23
3FG Attempts	7	at Colorado St. 01/16/23
FT Made	12	vs Antelope Valley 11/12/22
FT Attempts	12	vs Antelope Valley 11/12/22



San Diego St. Women's Basketball
Individual Career Summaries
All games

QUEZADA, Adryana

SEASON	TEAM	GP-GS	MIN/AVG	Field Goals		3-Point		F-Throws		Rebounds				Scoring						
				FG-FGA	FG%	3FG-3FGA	3FG%	FT-FTA	FT%	OFF	DEF	TOT	AVG	PF-FO	A	TO	BLK	STL	PTS	AVG
2019-20	UTSA	23-16	651/28.3	126-257	.490	3-18	.167	53-79	.671	60	81	141	6.1	33-0	24	55	10	17	308	13.4
2020-21	UTSA	6-4	165/27.6	40-77	.519	0-0	.000	12-15	.800	24	36	60	10.0	9-0	3	13	1	9	92	15.3
2021-22	USU	28-22	825/29.5	180-336	.536	8-19	.421	57-81	.704	85	135	220	7.9	53-1	50	56	15	32	425	15.2
2023-24	SDSU	1-1	24/23.9	5-11	.455	0-0	.000	4-6	.667	1	3	4	4.0	2-0	1	2	0	2	14	14.0
TOTAL FOR SDSU		1-1	24/23.9	5-11	.455	0-0	.000	4-6	.667	1	3	4	4.0	2-0	1	2	0	2	14	14.0
TOTAL		58-43	1666/28.7	351-681	.515	11-37	.297	126-181	.696	170	255	425	7.3	97-1	78	126	26	60	839	14.5

Single Game Highs

Statistic	Value	
Points	32	vs Texas Wesleyan 12/20/19
Rebounds	17	vs Southwest (NM) 11/18/19
Assists	5	at FIU 03/07/20, vs Arkansas St. 12/08/21, vs Wyoming 01/22/22
Steals	6	vs Boise St. 02/12/22
Blocks	2	5 times
FG Made	15	vs Texas Wesleyan 12/20/19
FG Attempts	23	at Colorado St. 02/09/22
3FG Made	1	11 times
3FG Attempts	4	at Western Ky. 02/15/20
FT Made	8	vs Colorado St. 01/19/22, vs Boise St. 02/12/22
FT Attempts	11	vs Boise St. 02/12/22



**San Diego St. Women's Basketball
Individual Career Summaries
All games**

VILLALOBOS, Kim

SEASON	TEAM	GP-GS	MIN/AVG	Field Goals		3-Point		F-Throws		Rebounds				Scoring						
				FG-FGA	FG%	3FG-3FGA	3FG%	FT-FTA	FT%	OFF	DEF	TOT	AVG	PF-FO	A	TO	BLK	STL	PTS	AVG
2020-21	SDSU	22-8	417/19.0	52-148	.351	1-5	.200	41-71	.577	44	52	96	4.4	35-1	22	37	9	15	146	6.6
2021-22	SDSU	28-6	492/17.6	79-162	.488	0-0	.000	30-56	.536	59	98	157	5.6	59-2	18	35	13	37	188	6.7
2022-23	SDSU	34-34	761/22.4	120-243	.494	0-1	.000	50-84	.595	61	119	180	5.3	92-3	47	51	22	44	290	8.5
2023-24	SDSU	1-1	27/26.8	6-13	.462	0-0	.000	4-6	.667	1	3	4	4.0	3-0	1	2	2	4	16	16.0
TOTAL		85-49	1697/20.0	257-566	.454	1-6	.167	125-217	.576	165	272	437	5.1	189-6	88	125	46	100	640	7.5

Single Game Highs

Statistic	Value	
Points	22	at California Baptist 12/08/21
Rebounds	12	vs Air Force 02/28/23
Assists	7	vs Seattle U 11/25/22
Steals	4	vs UC San Diego 12/17/21, vs Utah St. 01/13/22, at Portland 11/06/23
Blocks	3	at Wyoming 01/30/21
FG Made	9	at California Baptist 12/08/21
FG Attempts	16	vs Boise St. 01/14/23
3FG Made	1	at Colorado St. 12/08/20
3FG Attempts	2	at Colorado St. 12/10/20
FT Made	5	at San Jose St. 02/11/23
FT Attempts	8	at Colorado St. 12/10/20, at San Jose St. 02/11/23

San Diego St. (0-1,0-0 Mountain West) -vs- Portland (1-0,0-0 WCC)
11/06/23 at Chiles Center, Portland, OR

Date: 11/06/23
Time: 5:00 PM
Attendance: 1,000
Site: Chiles Center, Portland, OR
Referees: Amy Krommenhoek, David Areden, Corey Long

Score By Period	1	2	3	4	Total
San Diego St.	10	14	16	18	58
Portland	18	14	21	19	72

San Diego St. 58

#	Player	GS	MIN	FG	3PT	FT	ORB-DRB	REB	PF	A	TO	BLK	STL	PTS
23	Villalobos, Kim	*	27	6-13	0-0	4-6	1-3	4	3	1	2	2	4	16
32	Quezada, Adryana	*	24	5-11	0-0	4-6	1-3	4	2	1	2	0	2	14
20	Barcello, Sarah	*	33	6-10	0-2	0-0	4-1	5	2	1	1	0	1	12
24	Prohaska, Abby	*	36	0-5	0-2	5-6	0-3	3	3	3	8	0	1	5
15	Lewis, Jada	*	30	1-2	1-2	1-2	0-2	2	2	1	1	1	2	4
13	Fiso, Meghan		18	1-5	0-1	1-2	1-3	4	3	0	0	2	1	3
03	Jackson, Alyssa		14	1-1	0-0	0-0	0-1	1	0	0	2	1	0	2
00	Pepe, Khylee		10	1-2	0-0	0-0	0-0	0	5	2	2	0	3	2
02	Chen, Ellie		8	0-1	0-1	0-0	0-0	0	2	0	0	0	0	0
TM	TEAM		0	0-0	0-0	0-0	1-5	6	0	0	2	0	0	0
Totals		-	200	21-50	1-8	15-22	8-21	29	22	9	20	6	14	58

Team Summary	FG	3PT	FT
1st Quarter	5-10 50.00 %	0-0 0.00%	0-0 0.00%
2nd Quarter	6-14 42.86 %	0-5 0.00 %	2-4 50.00 %
3rd Quarter	5-14 35.71 %	0-1 0.00 %	6-6 100.00 %
4th Quarter	5-12 41.67 %	1-2 50.00 %	7-12 58.33 %
Total	21-50 42.0 %	1-8 12.5 %	15-22 68.2 %

Technical Fouls: none **Second Chance Points:** 7 **Scores Tied:** 0 times(s) **Points in the Paint:** 36 **Fast Break Points:** 11
Lead Changed: 0 times(s) **Points off Turnovers:** 22 **Bench Points:** 7 **Largest Lead:** 0 0

Portland 72

#	Player	GS	MIN	FG	3PT	FT	ORB-DRB	REB	PF	A	TO	BLK	STL	PTS
05	Shearer, Emme	*	26	6-12	2-4	3-4	1-5	6	3	4	4	0	0	17
24	Burnham, Maisie	*	28	5-10	1-4	2-4	0-2	2	4	4	3	0	2	13
01	Meek, McKelle	*	29	3-5	1-2	3-5	0-1	1	1	5	3	0	1	10
12	Dickie, Kennedy	*	27	3-8	1-4	1-2	3-2	5	2	2	4	0	1	8
30	Cochrane, Lucy	*	31	1-6	0-1	2-2	1-8	9	2	0	3	4	0	4
10	Fraley, Natalie		14	3-4	3-3	0-0	0-0	0	2	0	0	0	1	9
25	Hamilton-Fisher, Kianna		19	2-3	1-2	0-0	0-0	0	4	2	3	0	1	5
02	Ananiev, Dyani		16	1-2	1-1	0-0	0-1	1	2	0	1	1	0	3
22	Mogel, Rhyan		10	1-3	0-0	1-2	1-0	1	0	2	0	1	2	3
03	Dallow, Florence	0+	0-0	0-0	0-0	0-0	0-0	0	0	0	0	0	0	0
TM	TEAM		0	0-0	0-0	0-0	4-2	6	0	0	2	0	0	0
Totals		-	200	25-53	10-21	12-19	10-21	31	20	19	23	6	8	72

Team Summary	FG	3PT	FT
1st Quarter	7-15 46.67 %	4-7 57.14 %	0-0 0.00%
2nd Quarter	5-18 27.78 %	2-10 20.00 %	2-4 50.00 %
3rd Quarter	7-10 70.00 %	3-3 100.00 %	4-6 66.67 %
4th Quarter	6-10 60.00 %	1-1 100.00 %	6-9 66.67 %
Total	25-53 47.2 %	10-21 47.6 %	12-19 63.2 %

Technical Fouls: none **Second Chance Points:** 8 **Scores Tied:** 0 times(s) **Points in the Paint:** 26 **Fast Break Points:** 9
Lead Changed: 0 times(s) **Points off Turnovers:** 18 **Bench Points:** 20 **Largest Lead:** 0 0

Conference games only

RECORD:	OVERALL	HOME	AWAY	NEUTRAL
ALL GAMES	12-6	7-2	5-4	0-0
CONFERENCE	12-6	7-2	5-4	0-0
NON-CONFERENCE	0-0	0-0	0-0	0-0

#	Player	gp-gs	min	avg	Total		3-Point		F-Throw		Rebounds				pf	dq	a	to	blk	stl	pts	avg			
					fg-fga	fg%	3fg-fga	3fg%	ft-fga	ft%	off	def	tot	avg											
02	Sophia Ramos	18-18	599	33.3	69-192	.359	32-93	.344	55-66	.833	7	72	79	4.4	39	0	72	42	7	20	225	12.5			
01	Asia Avinger	18-17	564	31.3	88-179	.492	6-28	.214	35-54	.648	9	55	64	3.6	59	1	84	35	5	41	217	12.1			
05	Yummy Morris	18-18	482	26.8	80-142	.563	0-0	.000	27-37	.730	28	57	85	4.7	39	0	7	26	18	10	187	10.4			
12	Mercedes Staples	13-6	389	29.9	45-96	.469	29-61	.475	8-13	.615	6	46	52	4.0	11	0	13	11	0	14	127	9.8			
23	Kim Villalobos	18-18	417	23.2	70-136	.515	0-1	.000	31-53	.585	29	63	92	5.1	51	2	23	20	12	23	171	9.5			
24	Abby Prohaska	18-12	440	24.4	47-121	.388	5-24	.208	13-17	.765	13	34	47	2.6	28	0	36	32	1	30	112	6.2			
21	Alex Crain	16-1	251	15.7	13-48	.271	8-21	.381	15-20	.750	2	17	19	1.2	20	0	17	14	0	4	49	3.1			
20	Sarah Barcello	17-0	219	12.9	18-38	.474	14-31	.452	2-4	.500	10	20	30	1.8	18	0	7	6	5	4	52	3.1			
00	Khylee Pepe	18-0	229	12.7	16-53	.302	1-6	.167	12-16	.750	14	24	38	2.1	26	1	9	19	4	10	45	2.5			
22	Natalija Grizelj	4-0	10	2.5	0-4	.000	0-4	.000	0-0	.000	0	0	0	0.0	0	0	0	1	0	0	0	0.0			
Team											21	37	58												18
Total.....		18	3600		446-1009	.442	95-269	.353	198-280	.707	139	425	564	31.3	291	4	268	224	52	156	1185	65.8			
Opponents.....		18	3600		387-945	.410	90-303	.297	201-249	.807	148	436	584	32.4	286	-	199	295	45	98	1065	59.2			

TEAM STATISTICS	SDSU	OPP	Date	Opponent	Score	Att.
SCORING	1185	1065	* 12/31/22	at Utah St.	w 89-55	317
Points per game	65.8	59.2	* 01/05/23	NEVADA	w 80-70	754
Scoring margin	+6.7	-	* 01/07/23	UNLV	L 70-76	1017
FIELD GOALS-ATT	446-1009	387-945	* 01/11/23	at Fresno St.	w 49-43	1555
Field goal pct	.442	.410	* 01/14/23	BOISE ST.	w 55-42	706
3 POINT FG-ATT	95-269	90-303	* 01/16/23	at Colorado St.	L 58-71	1164
3-point FG pct	.353	.297	* 01/19/23	NEW MEXICO	w 65-61	4150
3-pt FG made per game	5.3	5.0	* 01/21/23	at Wyoming	w 73-66	2647
FREE THROWS-ATT	198-280	201-249	* 01/26/23	FRESNO ST.	w 75-56	571
Free throw pct	.707	.807	* 01/28/23	SAN JOSE ST.	w 59-39	1100
F-Throws made per game	11.0	11.2	* 01/30/23	at Boise St.	L 57-62	661
REBOUNDS	564	584	* 02/04/23	at New Mexico	L 78-83	5143
Rebounds per game	31.3	32.4	* 02/09/23	at Nevada	w 67-51	754
Rebounding margin	-1.1	-	* 02/11/23	at San Jose St.	w 80-55	667
ASSISTS	268	199	* 02/16/23	COLORADO ST.	w 53-49	620
Assists per game	14.9	11.1	* 02/18/23	WYOMING	L 58-70	1138
TURNOVERS	224	295	* 02/25/23	at UNLV	L 59-65	2993
Turnovers per game	12.4	16.4	* 02/28/23	AIR FORCE	w 60-51	779
Turnover margin	+3.9	-	* - Conference game			
Assist/turnover ratio	1.2	0.7				
STEALS	156	98				
Steals per game	8.7	5.4				
BLOCKS	52	45				
Blocks per game	2.9	2.5				
ATTENDANCE	10835	15901				
Home games-Avg/Game	9-1204	9-1767				
Neutral site-Avg/Game	-	0-0				

Score by Periods	1st	2nd	3rd	4th	Totals
San Diego St.	326	265	330	264	1185
Opponents	220	262	278	305	1065

TEAM STATISTICS

Opponent	Date	Score	L	Total		3-Pointers		Free throws		Rebounds				pf	a	t/o	blk	stl	pts	avg
				fg-fga	pct	3fg-fga	pct	ft-fta	pct	off	def	tot	avg							
at Stanford	11/07/22	48-86	L	18-57	.316	5-16	.313	7-13	.538	7	16	23	23.0	17	9	11	0	5	48	48.0
SAN DIEGO CHRISTIAN	11/09/22	81-30	W	32-84	.381	6-30	.200	11-22	.500	24	31	55	39.0	24	21	15	3	27	81	64.5
ANTELOPE VALLEY	11/12/22	95-41	W	28-61	.459	5-16	.313	34-43	.791	17	38	55	44.3	16	15	19	4	10	95	74.7
SOUTHEASTERN LA.	11/15/22	69-53	W	29-57	.509	10-19	.526	1-1	1.000	6	31	37	42.5	19	18	17	4	8	69	73.2
PORTLAND	11/18/22	55-53	W	18-59	.305	6-17	.353	13-18	.722	13	20	33	40.6	17	12	17	4	11	55	69.6
GRAMBLING	11/22/22	66-41	W	25-50	.500	4-10	.400	12-17	.706	7	27	34	39.5	10	21	13	2	12	66	69.0
SEATTLE U	11/25/22	70-36	W	29-60	.483	3-15	.200	9-13	.692	10	26	36	39.0	15	17	9	2	17	70	69.1
at UC San Diego	12/01/22	72-60	W	28-56	.500	6-15	.400	10-13	.769	7	24	31	38.0	20	18	17	7	10	72	69.5
at San Francisco	12/04/22	56-65	L	22-48	.458	4-8	.500	8-14	.571	6	26	32	37.3	23	9	25	3	10	56	68.0
SACRAMENTO ST.	12/07/22	70-59	W	27-60	.450	8-13	.615	8-9	.889	14	21	35	37.1	17	12	13	1	7	70	68.2
SAN DIEGO	12/10/22	68-45	W	24-48	.500	11-17	.647	9-13	.692	3	22	25	36.0	21	18	17	5	11	68	68.2
vs Miami (OH)	12/20/22	66-57	W	20-46	.435	2-11	.182	24-30	.800	7	21	28	35.3	16	7	12	1	8	66	68.0
vs Georgia	12/21/22	44-63	L	15-49	.306	6-23	.261	8-12	.667	11	11	22	34.3	18	13	23	2	12	44	66.2
at Utah St.	12/31/22	89-55	W	35-62	.565	7-22	.318	12-19	.632	6	26	32	34.1	11	24	11	2	12	89	67.8
NEVADA	01/05/23	80-70	W	31-56	.554	9-17	.529	9-12	.750	6	22	28	33.7	18	19	15	5	9	80	68.6
UNLV	01/07/23	70-76	L	29-68	.426	3-24	.125	9-15	.600	10	20	30	33.5	20	13	8	2	6	70	68.7
at Fresno St.	01/11/23	49-43	W	18-49	.367	5-12	.417	8-12	.667	9	22	31	33.4	18	12	15	1	11	49	67.5
BOISE ST.	01/14/23	55-42	W	21-58	.362	5-11	.455	8-12	.667	10	24	34	33.4	16	15	15	2	13	55	66.8
at Colorado St.	01/16/23	58-71	L	20-49	.408	5-15	.333	13-16	.813	7	23	30	33.2	18	13	15	0	2	58	66.4
NEW MEXICO	01/19/23	65-61	W	25-58	.431	3-14	.214	12-16	.750	6	25	31	33.1	12	14	9	3	9	65	66.3
at Wyoming	01/21/23	73-66	W	25-55	.455	5-10	.500	18-19	.947	7	26	33	33.1	16	11	8	4	6	73	66.6
FRESNO ST.	01/26/23	75-56	W	30-56	.536	5-15	.333	10-14	.714	9	24	33	33.1	17	21	11	0	8	75	67.0
SAN JOSE ST.	01/28/23	59-39	W	21-55	.382	5-22	.227	12-21	.571	10	24	34	33.1	17	14	17	4	15	59	66.7
at Boise St.	01/30/23	57-62	L	23-67	.343	4-15	.267	7-11	.636	11	18	29	33.0	14	13	11	2	13	57	66.2
at New Mexico	02/04/23	78-83	L	29-65	.446	10-25	.400	10-15	.667	10	20	30	32.8	21	24	12	4	13	78	66.7
at Nevada	02/09/23	67-51	W	27-53	.509	2-9	.222	11-15	.733	7	30	37	33.0	23	10	14	8	5	67	66.7
at San Jose St.	02/11/23	80-55	W	28-50	.560	7-16	.438	17-24	.708	5	26	31	32.9	17	22	15	3	7	80	67.2
COLORADO ST.	02/16/23	53-49	W	16-43	.372	5-12	.417	16-23	.696	6	33	39	33.1	10	8	15	1	3	53	66.7
WYOMING	02/18/23	58-70	L	21-49	.429	3-8	.375	13-18	.722	8	13	21	32.7	15	8	10	4	7	58	66.4
at UNLV	02/25/23	59-65	L	21-60	.350	7-13	.538	10-12	.833	7	23	30	32.6	18	14	11	5	8	59	66.2
AIR FORCE	02/28/23	60-51	W	26-56	.464	5-9	.556	3-6	.500	5	26	31	32.6	10	13	12	2	9	60	66.0
vs New Mexico	03/06/23	69-68	W	31-61	.508	5-12	.417	2-4	.500	6	30	36	32.7	10	16	10	6	4	69	66.1
at UNLV	03/07/23	68-71	L	28-58	.483	5-10	.500	7-10	.700	8	25	33	32.7	26	12	13	1	4	68	66.1
UC IRVINE	03/17/23	45-55	L	18-63	.286	5-24	.208	4-6	.667	11	27	38	32.9	19	12	13	4	6	45	65.5
San Diego St.		2227		838-1926	.435	186-525	.354	365-518	.705	296	821	1117	32.9	579	498	468	101	318	2227	65.5
Opponents		1948		697-1789	.390	168-596	.282	386-505	.764	301	826	1127	33.1	545	376	602	96	210	1948	57.3

Games played: 34
 Points/game: 65.5
 FG Pct: 43.5
 3FG Pct: 35.4
 FT Pct: 70.5

Rebounds/game: 32.9
 Assists/game: 14.6
 Turnovers/game: 13.8
 Assist/turnover ratio: 1.1
 Steals/game: 9.4
 Blocks/game: 3.0

Home games

RECORD:	OVERALL	HOME	AWAY	NEUTRAL
ALL GAMES	15-3	15-3	0-0	0-0
CONFERENCE	7-2	7-2	0-0	0-0
NON-CONFERENCE	8-1	8-1	0-0	0-0

#	Player	gp-gs	min	avg	Total		3-Point		F-Throw		Rebounds				pf	dq	a	to	blk	stl	pts	avg
					fg-fga	fg%	3fg-fga	3fg%	ft-fa	ft%	off	def	tot	avg								
01	Asia Avinger	14-14	409	29.2	70-138	.507	8-22	.364	25-41	.610	9	40	49	3.5	46	0	63	30	3	28	173	12.4
02	Sophia Ramos	18-18	584	32.4	68-180	.378	30-88	.341	40-48	.833	5	68	73	4.1	34	0	54	41	9	28	206	11.4
12	Mercedes Staples	15-12	460	30.7	62-138	.449	36-80	.450	9-12	.750	5	54	59	3.9	18	0	24	13	1	20	169	11.3
05	Yummy Morris	18-18	467	25.9	72-141	.511	0-0	.000	31-47	.660	28	54	82	4.6	40	1	16	34	18	17	175	9.7
23	Kim Villalobos	18-18	415	23.1	66-126	.524	0-0	.000	25-45	.556	31	70	101	5.6	46	2	38	26	12	27	157	8.7
24	Abby Prohaska	18-8	403	22.4	41-110	.373	3-22	.136	21-22	.955	22	38	60	3.3	32	1	32	35	1	25	106	5.9
13	Meghan Fiso	6-0	102	17.0	14-35	.400	2-6	.333	2-4	.500	7	9	16	2.7	7	0	5	5	0	3	32	5.3
21	Alex Crain	17-2	293	17.2	24-61	.393	11-26	.423	18-26	.692	5	21	26	1.5	34	0	18	22	0	14	77	4.5
00	Khylee Pepe	16-0	224	14.0	19-61	.311	0-8	.000	14-22	.636	22	21	43	2.7	20	1	10	14	7	14	52	3.3
20	Sarah Barcello	17-0	225	13.2	14-48	.292	11-38	.289	8-12	.667	19	33	52	3.1	16	0	11	4	1	12	47	2.8
22	Natalija Grizelj	6-0	18	3.0	0-3	.000	0-3	.000	0-0	.000	0	2	2	0.3	0	0	0	3	0	0	0	0.0
Team											22	44	66				18					
Total.....		18	3600		450-1041	.432	101-293	.345	193-279	.692	175	454	629	34.9	293	5	271	245	52	188	1194	66.3
Opponents.....		18	3600		330-929	.355	87-329	.264	180-247	.729	162	433	595	33.1	281	-	180	340	45	114	927	51.5

Score by Periods	1st	2nd	3rd	4th	Totals
San Diego St.	320	298	306	270	1194
Opponents	197	215	262	253	927

Road & Neutral

RECORD:	OVERALL	HOME	AWAY	NEUTRAL
ALL GAMES	8-8	0-0	6-7	2-1
CONFERENCE	5-4	0-0	5-4	0-0
NON-CONFERENCE	3-4	0-0	1-3	2-1

#	Player	gp-gs	min	avg	Total		3-Point		F-Throw		Rebounds				pf	dq	a	to	blk	stl	pts	avg
					fg-fga	fg%	3fg-fga	3fg%	ft-fa	ft%	off	def	tot	avg								
02	Sophia Ramos	16-15	523	32.7	62-164	.378	32-78	.410	41-48	.854	7	56	63	3.9	36	0	72	34	3	22	197	12.3
01	Asia Avinger	15-14	459	30.6	63-139	.453	5-20	.250	31-49	.633	5	46	51	3.4	49	3	60	41	3	31	162	10.8
12	Mercedes Staples	12-8	389	32.4	46-99	.465	25-54	.463	4-7	.571	4	49	53	4.4	14	0	21	16	0	16	121	10.1
24	Abby Prohaska	16-8	384	24.0	57-125	.456	6-26	.231	28-34	.824	15	37	52	3.3	35	0	27	34	3	25	148	9.3
05	Yummy Morris	16-16	420	26.3	63-115	.548	0-0	.000	19-27	.704	20	50	70	4.4	34	0	5	22	19	7	145	9.1
23	Kim Villalobos	16-16	343	21.4	54-117	.462	0-1	.000	25-39	.641	30	49	79	4.9	46	1	9	25	10	17	133	8.3
13	Meghan Fiso	2-0	21	10.5	5-10	.500	2-4	.500	0-1	.000	0	2	2	1.0	3	0	0	0	0	12	6.0	
00	Khylee Pepe	16-0	198	12.4	14-41	.341	2-6	.333	13-18	.722	12	24	36	2.3	35	1	11	17	5	5	43	2.7
21	Alex Crain	14-2	257	18.4	11-44	.250	5-19	.263	10-14	.714	2	11	13	0.9	21	0	15	12	0	3	37	2.6
20	Sarah Barcello	16-1	198	12.4	13-28	.464	8-21	.381	1-2	.500	4	17	21	1.3	13	0	7	9	6	4	35	2.2
22	Natalija Grizelj	4-0	8	2.0	0-3	.000	0-3	.000	0-0	.000	0	0	0	0.0	0	0	0	0	0	0	0	0.0
Team											22	26	48				13					
Total.....		16	3200		388-885	.438	85-232	.366	172-239	.720	121	367	488	30.5	286	5	227	223	49	130	1033	64.6
Opponents.....		16	3200		367-860	.427	81-267	.303	206-258	.798	139	393	532	33.2	264	-	196	262	51	96	1021	63.8

Score by Periods	1st	2nd	3rd	4th	Totals
San Diego St.	243	236	287	267	1033
Opponents	248	251	267	255	1021

2022-23 STATISTICS - WIN/LOSS STATS

Games won

RECORD:	OVERALL	HOME	AWAY	NEUTRAL
ALL GAMES	23-0	15-0	6-0	2-0
CONFERENCE	12-0	7-0	5-0	0-0
NON-CONFERENCE	11-0	8-0	1-0	2-0

#	Player	gp-gs	min	avg	Total		3-Point		F-Throw		Rebounds				pf	dq	a	to	blk	stl	pts	avg
					fg-fga	fg%	3fg-fga	3fg%	ft-fa	ft%	off	def	tot	avg								
02	Sophia Ramos	23-23	748	32.5	92-221	.416	43-108	.398	60-71	.845	5	93	98	4.3	43	0	88	50	10	37	287	12.5
01	Asia Avinger	19-18	548	28.8	91-176	.517	8-24	.333	43-67	.642	8	61	69	3.6	55	1	82	40	3	37	233	12.3
12	Mercedes Staples	18-14	555	30.8	73-154	.474	41-84	.488	10-12	.833	7	72	79	4.4	21	0	32	17	1	26	197	10.9
05	Yummy Morris	23-23	575	25.0	94-170	.553	0-0	.000	32-49	.653	33	71	104	4.5	48	1	13	40	25	18	220	9.6
23	Kim Villalobos	23-23	515	22.4	81-154	.526	0-0	.000	30-51	.588	35	90	125	5.4	58	3	39	40	16	35	192	8.3
24	Abby Prohaska	23-11	535	23.3	69-155	.445	5-31	.161	37-42	.881	26	56	82	3.6	39	0	47	46	3	31	180	7.8
13	Meghan Fiso	7-0	110	15.7	15-37	.405	3-7	.429	2-4	.500	7	10	17	2.4	10	0	5	5	0	3	35	5.0
21	Alex Crain	21-3	397	18.9	29-81	.358	13-34	.382	20-28	.714	3	29	32	1.5	40	0	25	25	0	16	91	4.3
00	Khylee Pepe	21-0	307	14.6	29-86	.337	1-10	.100	26-38	.684	28	36	64	3.0	37	2	15	21	9	16	85	4.0
20	Sarah Barcello	23-0	286	12.4	21-53	.396	15-40	.375	9-14	.643	20	35	55	2.4	19	0	12	9	7	13	66	2.9
22	Natalija Grizelj	8-0	24	3.0	0-6	.000	0-6	.000	0-0	.000	0	2	2	0.3	0	0	0	3	0	0	0	0.0
Team											28	44	72				20					
Total.....		23	4600		594-1293	.459	129-344	.375	269-376	.715	200	599	799	34.7	370	7	358	316	74	232	1586	69.0
Opponents.....		23	4600		421-1206	.349	104-423	.246	235-311	.756	204	523	727	31.6	379	-	215	426	48	146	1181	51.3

Score by Periods	1st	2nd	3rd	4th	Totals
San Diego St.	402	393	437	354	1586
Opponents	272	280	326	303	1181

Games lost

RECORD:	OVERALL	HOME	AWAY	NEUTRAL
ALL GAMES	0-11	0-3	0-7	0-1
CONFERENCE	0-6	0-2	0-4	0-0
NON-CONFERENCE	0-5	0-1	0-3	0-1

#	Player	gp-gs	min	avg	Total		3-Point		F-Throw		Rebounds				pf	dq	a	to	blk	stl	pts	avg
					fg-fga	fg%	3fg-fga	3fg%	ft-fa	ft%	off	def	tot	avg								
02	Sophia Ramos	11-10	359	32.6	38-123	.309	19-58	.328	21-25	.840	7	31	38	3.5	27	0	38	25	2	13	116	10.5
12	Mercedes Staples	9-6	294	32.7	35-83	.422	20-50	.400	3-7	.429	2	31	33	3.7	11	0	13	12	0	10	93	10.3
01	Asia Avinger	10-10	320	32.0	42-101	.416	5-18	.278	13-23	.565	6	25	31	3.1	40	2	41	31	3	22	102	10.2
05	Yummy Morris	11-11	312	28.4	41-86	.477	0-0	.000	18-25	.720	15	33	48	4.4	26	0	8	16	12	6	100	9.1
13	Meghan Fiso	1-0	13	13.0	4-8	.500	1-3	.333	0-1	.000	0	1	1	1.0	0	0	0	0	0	0	9	9.0
23	Kim Villalobos	11-11	243	22.1	39-89	.438	0-1	.000	20-33	.606	26	29	55	5.0	34	0	8	11	6	9	98	8.9
24	Abby Prohaska	11-5	252	22.9	29-80	.363	4-17	.235	12-14	.857	11	19	30	2.7	28	1	12	23	1	19	74	6.7
21	Alex Crain	10-1	153	15.3	6-24	.250	3-11	.273	8-12	.667	4	3	7	0.7	15	0	8	9	0	1	23	2.3
20	Sarah Barcello	10-1	137	13.7	6-23	.261	4-19	.211	0-0	.000	3	15	18	1.8	10	0	6	4	0	3	16	1.6
00	Khylee Pepe	11-0	115	10.5	4-16	.250	1-4	.250	1-2	.500	6	9	15	1.4	18	0	6	10	3	3	10	0.9
22	Natalija Grizelj	2-0	2	1.0	0-0	.000	0-0	.000	0-0	.000	0	0	0	0.0	0	0	0	0	0	0	0	0.0
Team											16	26	42				11					
Total.....		11	2200		244-633	.385	57-181	.315	96-142	.676	96	222	318	28.9	209	3	140	152	27	86	641	58.3
Opponents.....		11	2200		276-583	.473	64-173	.370	151-194	.778	97	303	400	36.4	166	-	161	176	48	64	767	69.7

Score by Periods	1st	2nd	3rd	4th	Totals
San Diego St.	161	141	156	183	641
Opponents	173	186	203	205	767

Aztec Individual Highs**Points**

25, Asia Avinger vs. UNLV (1-7-23)
 25, Asia Avinger vs. Miami (Ohio) (12-20-22)

Field Goals Made

12, Asia Avinger vs. UNLV (1-7-23)

Field Goals Attempted

18, Asia Avinger vs. UNLV (1-7-23)

Field Goal Percentage (min. 5 made)

1.000 (6-6), Yummy Morris vs. Nevada (1-5-23)
 1.000 (5-5), Yummy Morris at San Jose State (2-11-23)
 1.000 (5-5), Yummy Morris at Utah State (12-31-22)
 1.000 (5-5), Alex Crain vs. Sacramento State (12-7-22)

3-Point Field Goals Made

6, Mercedes Staples vs. Southeastern Louisiana (11-15-22)

3-Point Field Goals Attempted

13, Mercedes Staples vs. UC Irvine (3-17-23)
 13, Mercedes Staples at New Mexico (2-4-23)

3-Point Field Goal Percentage (min. 3 made)

1.000 (6-6), Mercedes Staples vs. Southeastern Louisiana (11-15-22)

Free Throws Made

12, Abby Prohaska vs. Antelope Valley (11-12-22)

Free Throws Attempted

12, Abby Prohaska vs. Antelope Valley (11-12-22)

Free Throw Percentage (min 6 made)

1.000 (12-12), Abby Prohaska vs. Antelope Valley (11-12-22)

Rebounds

13, Khylee Pepe vs. San Diego Christian (11-9-22)

Assists

13, Sophia Ramos at San Jose State (2-11-23)

Steals

7, Alex Crain vs. San Diego Christian (11-9-22)

Blocked Shots

3, Yummy Morris vs. [4] New Mexico (3-6-23)
 3, Yummy Morris vs. Wyoming (2-18-23)
 3, Yummy Morris at Nevada (2-9-23)
 3, Sophia Ramos vs. Nevada (1-5-23)

Turnovers

7, Asia Avinger at UC San Diego (12-1-22)

Minutes

40, Sophia Ramos vs. UNLV (1-7-23)

Aztec Team Highs

Points	95	vs. Antelope Valley (11-12-22)
Field Goals Made	35	at Utah State (12-31-22)
Field Goal Attempts	84	vs. San Diego Christian (11-9-22)
Field Goal Percentage	.565 (35-62)	at Utah State (12-31-22)
3-pt Field Goals Made	11	vs. San Diego (12-10-22)
3-pt Field Goals Attempted	30	vs. San Diego Christian (11-9-22)
3-pt FG Percentage (Min 10 Att)	.647 (11-17)	vs. San Diego (12-10-22)
Free Throws Made	34	vs. Antelope Valley (11-12-22)
Free Throw Attempts	43	vs. Antelope Valley (11-12-22)
FT Percentage (Min 10 att.)	.947 (18-19)	at Wyoming (1-21-23)
Rebounds	55	vs. Antelope Valley (11-12-22) vs. San Diego Christian (11-9-22)
Assists	24	at New Mexico (2-4-23) at Utah State (12-31-22)
Steals	27	vs. San Diego Christian (11-9-22)
Blocked Shots	8	at Nevada (2-9-23)
Turnovers	25	vs. San Francisco (12-4-22)
Fouls	26	at No. 21/24 [1] UNLV

Aztec Team Lows

Points	44	vs. Georgia (12-21-22)
Field Goals Made	15	vs. Georgia (12-21-22)
Field Goal Attempts	43	vs. Colorado State (2-16-23)
Field Goal Percentage	.286 (18-63)	vs. UC Irvine (3-17-23)
3-pt Field Goals Made	2	vs. Miami Ohio (12-20-22) at Nevada (2-9-23)
3-pt Field Goals Attempted	8	vs. Wyoming (2-18-23) vs. San Francisco (12-4-22)
3-pt Field Goal Percentage	.125 (3-24)	vs. UNLV (1-7-23)
Free Throws Made	1	vs. Southeastern Louisiana (11-15-22)
Free Throws Attempted	1	vs. Southeastern Louisiana (11-15-22)
FT Percentage (Min 10 att.)	.500 (11-22)	vs. San Diego Christian (11-9-22)
Rebounds	21	vs. Wyoming (2-18-23)
Assists	7	vs. Miami Ohio (12-20-22)
Steals	2	at Colorado State (1-16-23)
Blocked Shots	0	Three times with 0
Turnovers	8	at Wyoming (1-21-23) vs. UNLV (1-7-23)
Fouls	10	vs. New Mexico (3-6-23) vs. Air Force (2-28-23) vs. Colorado State (2-16-23) vs. Grambling State (11-22-22)

Aztec Scoring

First Half High	51	vs. Fresno State (1-26-23) vs. Antelope Valley (11-12-22)
First Quarter High	24	at Utah State (12-31-22)
Second Quarter High	31	vs. Fresno State (1-26-23)
Second Half High	47	at New Mexico (2-4-23)
Third Quarter High	31	at Utah State (12-31-22)
Fourth Quarter High	29	at New Mexico (2-4-23)
First Half Low	16	vs. Georgia (12-21-22) at No. 2 Stanford (11-7-22)
First Quarter Low	4	at No. 2 Stanford (11-7-22)
Second Quarter Low	3	vs. Boise State (1-14-23)
Second Half Low	18	vs. UC Irvine (3-17-23)
Third Quarter Low	8	at No. 21/24 [1] UNLV
Fourth Quarter Low	8	vs. UC Irvine (3-17-23) at Colorado State (1-16-23)
Largest Halftime Lead	38 (51-13)	vs. Antelope Valley (11-12-22)
Largest Halftime Deficit	26 (16-42)	at No. 2 Stanford (11-7-22)
Largest Margin of Victory	54 (95-41)	vs. Antelope Valley (11-12-22)
Largest Loss	38 (48-86)	at No. 2 Stanford (11-7-22)
Largest Deficit in a Win	13 (31-44)	vs. New Mexico (1-19-23)
Largest Lead in a Loss	15 (35-20)	vs. Wyoming (2-18-23)

Opponent Team Highs

Points	85	at No. 2 Stanford (11-7-22)
Field Goals Made	32	at No. 2 Stanford (11-7-22)
Field Goal Attempts	62	at No. 24/25 UNLV (2-2-23) vs. San Francisco (12-4-22) at No. 2 Stanford (11-7-22)
Field Goal Percentage	.578 (26-45)	vs. Wyoming (2-18-23)
3-pt Field Goals Made	11	vs. New Mexico (1-19-23) at No. 2 Stanford (11-7-22)
3-pt Field Goals Attempts	30	at No. 2 Stanford (11-7-22)
3-pt FG Percentage (Min 10 Att)	.667 (8-12)	at Boise State (1-30-23)
Free Throws Made	23	at No. 21/24 [1] UNLV
Free Throws Attempts	33	at No. 21/24 [1] UNLV
FT Percentage (Min 10 att.)	1.000 (17-17) 1.000 (12-12)	at Nevada (2-9-23) vs. Wyoming (2-18-23)
Rebounds	50	at No. 2 Stanford (11-7-22)
Assists	26	at No. 2 Stanford (11-7-22)
Steals	12	vs. Nevada (1-5-23) vs. Portland (11-18-22)
Blocked Shots	7	at No. 24/25 UNLV (2-2-23) at Boise State (1-30-23) vs. Boise State (1-14-23) at No. 2 Stanford (11-7-22)
Turnovers	37	vs. San Diego Christian (11-9-22)
Fouls	28	vs. Antelope Valley (11-12-22)

Opponent Team Lows

Points	30	vs. San Diego Christian (11-9-22)
Field Goals Made	10	vs. San Diego Christian (11-9-22)
Field Goal Attempts	44	at Fresno State (1-11-23) vs. Miami Ohio (12-20-22) vs. Georgia (12-21-22) vs. Seattle (11-25-22)
Field Goal Percentage	.213 (10-47)	vs. San Diego Christian (11-9-22)
3-pt Field Goals Made	1	vs. San Diego Christian (11-9-22)
3-pt Field Goal Attempts	8	vs. Georgia (12-21-22)
3-pt Field Goal Percentage	.083 (1-12)	vs. San Diego Christian (11-9-22)
Free Throws Made	2	vs. Air Force (2-28-23)
Free Throw Attempts	2	vs. Air Force (2-28-23)
FT Percentage (Min 10 att.)	.500 (8-16)	vs. Southeastern Louisiana (11-15-22)
Rebounds	24	Fresno State (1-26-23)
Assists	4	vs. Fresno State (1-26-23) vs. Grambling State (11-22-22) vs. San Diego Christian (11-9-22)
Steals	1	vs. Boise State (1-14-23)
Blocked Shots	0	vs. [4] New Mexico (3-6-23) vs. San Jose State (1-28-23) vs. UNLV (1-7-23)
Turnovers	5	at Colorado State (1-16-23)
Fouls	7	vs. Air Force (2-28-23)

Opponent Scoring

First Half High	45	at New Mexico (2-4-23)
First Quarter High	27	at New Mexico (2-4-23)
Second Quarter High	22	vs. UNLV (1-7-23) vs. New Mexico (3-6-23)
Second Half High	50	vs. Wyoming (2-18-23)
Third Quarter High	27	at No. 2 Stanford (11-7-22)
Fourth Quarter High	29	vs. Wyoming (2-18-23)
First Half Low	10	vs. San Diego Christian (11-9-22)
First Quarter Low	3	vs. San Diego (12-10-22)
Second Quarter Low	5	vs. Colorado State (2-16-23) vs. Seattle (11-25-22) vs. San Diego Christian (11-9-22)
Second Half Low	15	San Jose State (1-28-23)
Third Quarter Low	5	San Jose State (1-28-23)
Fourth Quarter Low	3	vs. Southeastern Louisiana (11-15-22)
Largest Halftime Lead	26 (42-16)	at No. 2 Stanford (11-7-22)
Largest Halftime Deficit	38 (13-51)	vs. Antelope Valley (11-12-22)
Largest Margin of Victory	38 (86-48)	at No. 2 Stanford (11-7-22)
Largest Loss	54 (41-95)	vs. Antelope Valley (11-12-22)
Largest Deficit in a Win	15 (20-35)	vs. Wyoming (2-18-23)
Largest Lead in a Loss	13 (44-31)	vs. New Mexico (1-19-23)

2022-23 MISCELLANEOUS STATS

► THE LAST TIME AN AZTEC...

Scored 20-24 points

23, Asia Avinger, 2-9-23 at Nevada

Scored 25-29 points

25, Asia Avinger, 1-7-23 vs. UNLV

Scored 30-39 points

30, Asia Avinger, 1-15-22 vs. Boise State

Scored 40+ points

41, Chana Perry, 1-2-88 vs. Northern Illinois

Had 20+ rebounds

27, Chana Perry, 11-25-88 vs. Alabama State

Had 15-19 rebounds

16, Mallory Adams, 3-11-19 vs. [2] New Mexico

Had 10-14 rebounds

12, Kim Villalobos, 2-28-23 vs. Air Force

Had 10+ assists

13, Sophia Ramos, 2-13-23 at San Jose State

Had A Double-Double

Sophia Ramos, 10 points, 12 rebounds, 2-16-23 vs. Colorado State

Had A Triple-Double

Chelsea Hopkins, 13 points, 11 rebounds, 12 assists, 3-9-13 vs. Boise State

► The Last Time San Diego State...

Had two players score 20 points in the same game

Asia Avinger (30) & Mallory Adams (25), 1-15-22 vs. Boise State

Had two players with a double-double in the same game

Sophia Ramos (16 points & 13 assists) & Kim Villalobos (19 points & 11 rebounds) 2-13-23 at San Jose State

Scored 100+ points

101, vs. Colorado State (101-62), 1-25-92

Allowed 100+ points

104, vs. UCLA (56-104), 12-11-98

Won by 20+ points

25, at San Jose State (2-11-23)

Won by 30+ points

34, at Utah State (89-55), 12-31-22

Won by 40+ points

54, vs. Antelope Valley (95-41), 11-12-22

Won in Overtime

at Colorado State (64-61), 2-24-20

Lost in Overtime

at Colorado State (77-84), 12-10-20 (2 OT)

► 2022-23 AZTEC LEADERS

Double-Figure Scoring Games

Sophia Ramos (26), Yummy Morris (19), Asia Avinger (16), Mercedes Staples (16), Kim Villalobos (15), Abby Prohaska (11), Alex Crain (3), Sarah Barcello (1), Khylee Pepe (1), Meghan Fiso (1)

SDSU High Scorer*

Sophia Ramos (8), Asia Avinger (8), Mercedes Staples (8), Abby Prohaska (6), Yummy Morris (3), Kim Villalobos (3), Alex Crain (1), Meghan Fiso (1)

Double-Figure Rebounding Games

Kim Villalobos (3), Abby Prohaska (1), Khylee Pepe (1), Sophia Ramos (1)

Double-Doubles

Kim Villalobos (2), Sophia Ramos (2), Abby Prohaska (1), Khylee Pepe (1)

Games Led SDSU In Rebounds*

Kim Villalobos (13), Yummy Morris (11), Mercedes Staples (5), Abby Prohaska (4), Khylee Pepe (3), Sophia Ramos (3), Asia Avinger (3), Sarah Barcello (2)

Games Led SDSU In Assists*

Asia Avinger (19), Sophia Ramos (13), Mercedes Staples (3), Sarah Barcello (2), Alex Crain (2), Kim Villalobos (2), Abby Prohaska (2), Khylee Pepe (1), Yummy Morris (1)

Games Led SDSU In Steals*

Asia Avinger (14), Sophia Ramos (11), Abby Prohaska (9), Mercedes Staples (8), Kim Villalobos (7), Alex Crain (3), Khylee Pepe (3), Sarah Barcello (2), Yummy Morris (2)

Games Led SDSU In Blocks*

Yummy Morris (19), Kim Villalobos (9), Sophia Ramos (7), Khylee Pepe (5), Asia Avinger (3), Abby Prohaska (2), Sarah Barcello (2), Mercedes Staples (1)

*Includes ties

► 2022-23 SPECIALTY STATS

	San Diego State/Opponent				
	Points in Paint	Points off TOs	2nd Chance Points	Fast Break Points	Bench Points
at No. 2 Stanford (L)	16/38	10/17	7/15	2/7	21/48
vs. San Diego Christian (W)	46/16	38/4	16/3	28/1	29/7
vs. Antelope Valley (W)	42/12	34/7	20/8	27/4	46/21
vs. Southeastern La. (W)	36/14	17/14	6/2	11/2	14/7
vs. Portland (W)	20/28	21/10	15/5	10/3	10/27
vs. Grambling State (W)	36/18	11/9	7/9	8/0	10/9
vs. Seattle (W)	50/14	41/6	6/5	12/3	19/23
at UC San Diego (W)	34/16	22/23	7/11	15/6	33/23
vs. San Francisco (L)	22/34	9/24	4/4	4/11	16/42
vs. Sacramento State (W)	18/28	23/9	4/14	13/4	21/6
vs. San Diego (W)	22/16	17/13	6/9	13/2	22/11
vs. Miami Ohio (W)	34/20	20/20	11/2	5/8	7/2
vs. Georgia (L)	12/18	25/16	9/15	5/8	3/33
at Utah State (W)	46/18	33/12	4/5	6/8	30/18
vs. Nevada (W)	38/30	16/9	5/7	6/9	22/22
vs. UNLV (L)	38/30	18/12	1/19	8/5	6/32
at Fresno State (W)	22/24	16/7	13/6	9/4	9/11
vs. Boise State (W)	26/18	22/2	6/8	10/5	4/18
at Colorado State (L)	16/30	0/16	3/2	2/16	6/7
vs. New Mexico (W)	36/24	12/10	2/7	12/5	9/7
at Wyoming (L)	34/42	11/5	6/3	2/4	24/21
vs. Fresno State (W)	36/26	22/11	10/7	12/2	25/12
vs. San Jose State (W)	28/18	18/12	8/7	16/5	14/10
at Boise State (L)	28/12	25/7	8/4	11/10	17/12
at New Mexico (L)	34/42	20/17	9/4	9/13	17/34
at Nevada (W)	40/14	13/11	7/6	5/12	14/7
at San Jose State (W)	38/40	23/14	3/9	5/4	11/24
vs. Colorado State (W)	12/24	7/14	10/8	3/1	12/11
vs. Wyoming (L)	36/38	11/9	7/4	4/2	5/13
at No. 24/25 UNLV (L)	22/36	21/12	8/13	6/12	9/11
vs. Air Force (W)	26/26	19/10	0/8	4/4	8/11
vs. [4] New Mexico (W)	38/40	7/7	6/7	0/4	10/4
at No. 21/24 [1] UNLV (L)	34/34	18/11	6/12	8/2	15/5
vs. UC Irvine (L)	16/24	20/13	5/3	6/8	6/14

► 2022-23 AZTEC GAME-BY-GAME POINTS-REBOUNDS-ASSISTS

Opponent	0 Khylee Pepe	1 Asia Avinger	2 Sophia Ramos	5 Yummy Morris	12 Mercedes Staples	13 Meghan Fiso	20 Sarah Barcello	21 Alex Crain	22 Natalija Grizelj	23 Kim Villalobos	24 Abby Prohaska
at No. 2 Stanford (L)	4-3-2	DNP	4-0-1	4-3-1	7-3-2	9-1-0	0-0-2	9-0-0	0-0-0	7-2-0	4-3-1
vs. San Diego Christian (W)	10-13-1	DNP	16-4-4	13-4-1	16-4-3	11-2-1	0-7-4	3-6-4	0-2-0	4-6-1	8-5-2
vs. Antelope Valley (W)	15-4-3	13-4-4	10-6-1	8-5-0	12-3-1	6-4-0	6-7-1	3-2-2	0-0-0	6-6-3	16-10-0
vs. Southeastern Louisiana (W)	0-1-0	11-6-7	8-1-2	8-1-1	18-6-3	2-2-0	6-7-0	2-0-1	DNP	10-6-3	4-4-1
vs. Portland (W)	6-3-0	DNP	12-1-3	11-8-1	20-3-0	2-2-1	0-6-0	0-1-3	DNP	2-6-2	2-3-2
vs. Grambling State (W)	DNP	DNP	16-5-7	12-4-3	3-4-4	2-1-1	2-3-0	7-2-1	0-0-0	10-11-1	15-3-4
vs. Seattle (W)	DNP	DNP	8-4-4	19-4-0	5-5-2	9-5-2	2-7-1	7-1-0	0-0-0	14-4-7	6-2-1
at UC San Diego (W)	2-3-2	10-2-6	12-2-3	0-3-2	7-7-2	3-1-0	5-1-0	DNP	DNP	10-4-0	23-4-3
vs. San Francisco (L)	2-2-0	12-2-1	5-5-3	3-4-0	13-9-4	DNP	4-0-1	6-1-0	DNP	7-4-0	4-3-0
vs. Sacramento State (W)	0-2-0	6-4-3	10-5-5	6-2-0	20-4-3	DNP	0-1-0	13-1-0	DNP	7-3-0	8-6-1
vs. San Diego (W)	4-2-0	9-3-5	18-5-1	4-2-0	9-4-2	DNP	3-1-0	11-1-1	DNP	6-5-5	4-1-4
vs. Miami Ohio (W)	5-3-0	25-3-3	11-5-3	7-2-0	DNP	DNP	0-0-0	2-2-0	DNP	6-3-0	10-7-1
vs. Georgia (L)	0-0-0	9-1-2	11-3-4	6-4-0	DNP	DNP	3-1-1	0-1-3	0-0-0	4-6-1	11-4-2
at Utah State (W)	7-7-3	12-3-3	15-4-6	10-2-0	DNP	DNP	11-1-1	7-1-4	0-0-0	9-5-0	18-4-7
vs. Nevada (W)	2-1-0	8-5-9	16-2-3	14-3-0	DNP	DNP	8-3-0	12-3-3	DNP	9-7-1	11-2-3
vs. UNLV (L)	0-1-2	25-1-6	10-2-4	10-6-0	DNP	DNP	6-4-0	0-0-0	DNP	17-5-0	2-3-1
at Fresno State (W)	4-4-0	4-3-6	13-7-2	14-8-1	DNP	DNP	0-0-1	5-1-0	DNP	2-4-0	7-3-2
vs. Boise State (W)	2-1-0	18-3-5	13-2-2	4-8-0	DNP	DNP	2-3-2	0-2-2	DNP	14-7-2	2-5-2
at Colorado State (L)	0-0-0	4-7-5	15-3-5	0-3-0	2-1-0	DNP	0-2-1	4-0-2	DNP	12-7-0	21-5-0
vs. New Mexico (W)	2-2-0	21-2-4	15-3-0	8-6-1	5-5-2	DNP	0-0-0	2-3-0	DNP	6-1-3	6-2-4
at Wyoming (W)	6-3-0	13-3-3	10-5-2	12-8-0	10-3-3	DNP	6-3-0	2-1-2	DNP	10-5-0	4-2-1
vs. Fresno State (W)	4-3-2	10-6-3	8-5-7	10-5-1	8-2-1	DNP	9-1-0	4-1-0	0-0-0	11-4-5	11-2-2
vs. San Jose State (W)	0-3-0	7-6-3	12-2-6	10-7-1	12-2-0	DNP	1-2-2	1-1-0	0-0-0	14-3-1	2-4-1
at Boise State (L)	0-0-0	13-6-3	7-5-5	10-7-0	12-5-1	DNP	0-0-0	0-1-1	DNP	9-2-2	6-0-1
at New Mexico (L)	0-0-0	6-1-9	21-6-7	18-2-0	17-3-0	DNP	0-0-0	0-1-2	DNP	14-8-2	2-4-4
at Nevada (W)	4-3-0	23-4-4	13-2-3	13-7-0	2-8-1	DNP	3-4-0	0-3-0	DNP	2-0-1	7-2-1
at San Jose State (W)	7-3-1	7-2-3	16-3-13	10-1-0	17-6-1	DNP	0-0-0	2-0-0	0-2-0	19-11-1	2-2-3
vs. Colorado State (W)	0-0-0	7-3-3	10-12-2	7-3-0	13-8-0	DNP	0-1-0	8-0-1	DNP	4-6-2	4-5-0
vs. Wyoming (L)	0-1-0	15-2-3	9-6-1	17-6-1	2-1-1	DNP	DNP	2-1-0	DNP	10-2-1	3-0-1
at No. 24/25 UNLV (L)	2-3-0	7-5-6	12-4-3	12-1-1	17-5-2	DNP	3-4-0	DNP	DNP	2-3-1	4-2-1
vs. Air Force (W)	5-3-1	17-2-6	10-6-1	8-2-1	10-3-1	DNP	3-1-0	DNP	DNP	7-12-1	0-0-2
vs. [4] New Mexico (W)	0-0-2	12-5-2	15-7-8	12-9-0	10-2-3	DNP	0-1-0	0-0-1	DNP	10-6-0	10-4-0
at No. 21/24 [1] UNLV (L)	0-2-1	5-4-4	17-2-4	14-6-0	7-1-2	DNP	0-3-0	0-1-0	DNP	10-9-1	15-3-0
vs. UC Irvine (L)	2-4-1	6-2-2	5-2-1	6-6-5	16-5-1	DNP	0-4-1	2-1-0	DNP	6-7-0	2-3-1

Starting Lineups

Game	F/C	F	G	G	G
at No. 2 Stanford (L)	Morris	Villalobos	Staples	Barcello	Crain
vs. San Diego Christian (W)	Morris	Villalobos	Staples	Ramos	Crain
vs. Antelope Valley (W)	Morris	Villalobos	Staples	Ramos	Avinger
vs. Southeastern La. (W)	Morris	Villalobos	Staples	Ramos	Avinger
vs. Portland (W)	Morris	Villalobos	Staples	Ramos	Crain
vs. Grambling State (W)	Morris	Villalobos	Staples	Ramos	Prohaska
vs. Seattle (W)	Morris	Villalobos	Staples	Ramos	Prohaska
at UC San Diego (W)	Morris	Villalobos	Staples	Ramos	Avinger
vs. San Francisco (L)	Morris	Villalobos	Staples	Ramos	Avinger
vs. Sacramento State (W)	Morris	Villalobos	Staples	Ramos	Avinger
vs. Miami Ohio (W)	Morris	Villalobos	Prohaska	Ramos	Avinger
vs. Georgia (L)	Morris	Villalobos	Prohaska	Ramos	Avinger
at Utah State (W)	Morris	Villalobos	Prohaska	Ramos	Crain
vs. Nevada (W)	Morris	Villalobos	Prohaska	Ramos	Avinger
vs. UNLV (L)	Morris	Villalobos	Prohaska	Ramos	Avinger
at Fresno State (W)	Morris	Villalobos	Prohaska	Ramos	Avinger
vs. Boise State (W)	Morris	Villalobos	Prohaska	Ramos	Avinger
at Colorado State (L)	Morris	Villalobos	Prohaska	Ramos	Avinger
vs. New Mexico (W)	Morris	Villalobos	Prohaska	Ramos	Avinger
at Wyoming (W)	Morris	Villalobos	Prohaska	Ramos	Avinger
vs. Fresno State (W)	Morris	Villalobos	Prohaska	Ramos	Avinger

Starting Lineups

Game	F/C	F	G	G	G
vs. San Jose State (W)	Morris	Villalobos	Prohaska	Ramos	Avinger
at Boise State (L)	Morris	Villalobos	Prohaska	Ramos	Avinger
at New Mexico (L)	Morris	Villalobos	Prohaska	Ramos	Avinger
at Nevada (W)	Morris	Villalobos	Staples	Ramos	Avinger
at San Jose State (W)	Morris	Villalobos	Staples	Ramos	Avinger
vs. Colorado State (W)	Morris	Villalobos	Staples	Ramos	Avinger
vs. Wyoming (L)	Morris	Villalobos	Staples	Ramos	Avinger
at No. 24/25 UNLV (L)	Morris	Villalobos	Staples	Ramos	Avinger
vs. Air Force (W)	Morris	Villalobos	Staples	Ramos	Avinger
vs. [4] New Mexico (W)	Morris	Villalobos	Staples	Ramos	Avinger
at No. 21/24 [1] UNLV (L)	Morris	Villalobos	Staples	Ramos	Avinger
vs. UC Irvine (L)	Morris	Villalobos	Staples	Ramos	Avinger


Lineup Records

Morris, Villalobos, Staples, Ramos, Avinger, 9-5
 Morris, Villalobos, Prohaska, Ramos, Avinger, 8-5
 Morris, Villalobos, Staples, Ramos, Crain, 2-0
 Morris, Villalobos, Staples, Ramos, Prohaska, 2-0
 Morris, Villalobos, Prohaska, Ramos, Crain, 1-0
 Morris, Villalobos, Staples, Barcello, Crain, 0-1



KHYLEE PEPE
Jr. | 5-11 | F
Long Beach, Calif.
Bishop Montgomery HS

0



ERIN HOUPT
Jr. | 5-6 | G
Danville, Ill.
Mercer/Danville HS

1



ELLIE CHEN
Fr. | 5-5 | G
South Pasadena, Calif.
La Salle College Prep

2



ALYSSA JACKSON
Fr. | 5-11 | G
Fairfield, Calif.
Vanden HS

3



EMAYA TRAHAN
Sr. | 5-6 | F
Los Angeles, Calif.
Bishop Montgomery HS

4



TRINITY ZAMORA
Fr. | 6-0 | G
Oakland, Calif.
Piedmont HS

5



MIA DAVIS
Fr. | 6-0 | G
Phoenix, Ariz.
Dream City Christian

10



MEGHAN FISO
Sr. | 5-10 | G
Seattle, Wash.
Michigan/Garfield HS

13



JADA LEWIS
Sr. | 5-9 | G
Rocklin, Calif.
Portland State/Whitney HS

15



SARAH BARCELLO
Sr. | 5-11 | G
Phoenix, Ariz.
Marist/Seton Catholic Prep

20



NATALIA GRIZELJ
So. | 5-9 | G
Sunnyvale, Calif.
Saint Francis HS

22



KIM VILLALOBOS
Sr. | 6-0 | F
Los Angeles, Calif.
Chaminade HS

23



ABBY PROHASKA
Sr. | 5-9 | G
Liberty Township, Ohio
Lakota West HS

24



ADRYANA QUEZADA
Sr. | 5-10 | F
Frisco, Texas
Utah State/Lone Star HS

32



STACIE TERRY-HUTSON
Head Coach
11th Season
UT Arlington (1998)

HC



KELLIE LEWIS
Associate Head Coach
Third Season
Boise State (1998)

AC



GREGG GOTTLIEB
Assistant Coach
First Season
UCLA (1995)

AC



JON SILVER
Assistant Coach
Third Season as AC (8th overall)
UCLA (2009), LSU (2017)

AC