



SAN DIEGO STATE WOMEN'S BASKETBALL

2022-23 GAME NOTES

Ben Pearson, Assistant Media Relations Director • E-mail: ben.pearson@sdsu.edu • Office: 619-594-5547

2022-23 SCHEDULE

Date	Opponent	Time/Result
Nov. 7	at No. 2/2 Stanford	L, 48-86
Nov. 9	vs. San Diego Christian	W, 81-30
Nov. 12	vs. Antelope Valley	W, 95-41
Nov. 15	vs. Southeastern Louisiana	W, 69-53
Nov. 18	vs. Portland	W, 53-51
Nov. 22	vs. Grambling State	W, 66-41
Nov. 25	vs. Seattle	W, 70-36
Dec. 1	at UC San Diego	W, 72-60
Dec. 4	vs. USF (at Chase Center)	L, 56-65
Dec. 7	vs. Sacramento State	W, 70-59
Dec. 10	vs. San Diego	W, 68-45
Dec. 20	vs. Miami (Ohio)^	W, 66-57
Dec. 21	vs. Georgia^	L, 44-63
Dec. 31	at Utah State*	W, 89-55
Jan. 5	Nevada*	W, 80-70
Jan. 7	UNLV*	L, 70-76
Jan. 11	at Fresno State*	W, 49-43
Jan. 14	Boise State*	W, 55-42
Jan. 16	at Colorado State*	L, 58-71
Jan. 19	New Mexico*	11 a.m.
Jan. 21	at Wyoming*	5 p.m.
Jan. 26	Fresno State*	6 p.m.
Jan. 28	San Jose State*	1 p.m.
Jan. 30	at Boise State*	5:30 p.m.
Feb. 4	at New Mexico*	1 p.m.
Feb. 9	at Nevada*	6:30 p.m.
Feb. 11	at San Jose State*	1 p.m.
Feb. 16	Colorado State*	6 p.m.
Feb. 18	Wyoming*	1 p.m.
Feb. 25	at UNLV*	2 p.m.
Feb. 28	Air Force*	6 p.m.

* Mountain West game
 ^ at West Palm Beach Invitational
 Home games in **Bold**
 All times listed in Pacific

Game 20 | vs. New Mexico | Thursday, January 19, 11 a.m. PT | Steve Fisher Court at Viejas Arena | San Diego, California

LIVE MEDIA: Mountain West Network | Live Stats



SAN DIEGO STATE
 2022-23 Record: 14-5 (4-2 MW)
 Head Coach: Stacie Terry-Hutson
 10th Year at San Diego State



NEW MEXICO
 2022-23 Record: 10-8 (2-3 MW)
 Head Coach: Mike Bradbryt
 Seventh Year at New Mexico

TEAM LEADERS

Scoring	Asia Avinger - 11.9
Rebounding	Kim Villalobos - 5.3
Assists	Asia Avinger - 4.6

TEAM LEADERS

Scoring	Shaiquel McGruder - 14.1
Rebounding	Shaiquel McGruder - 7.5
Assists	LaTora Duff - 4.4

- The Aztecs host New Mexico (10-8, 2-3 MW) Thursday at 11 a.m. for their Field Trip game. Over 3,000 local elementary students are expected to be in attendance.
- SDSU's 14-5 start is the Aztecs' best since the 2011-12 season.
- Last week the Aztecs beat Boise State 55-42 at home Saturday before losing at Colorado State 71-58 Monday.
- 11 of SDSU's 14 wins have been by double-digits and six have been by at least 20 points.
- The Aztecs have held their opponent under 50 points seven times and under 40 percent shooting 12 times.
- Defensively, the Aztecs are first in the Mountain West in points allowed (55.1) and field goal percentage defense (36.8%), and second in turnovers forced per game (19.8) and steals per game (10.6).
- SDSU's 55.1 points allowed per game is 19th in the country.
- On offense, the Aztecs are second in the conference in three-point percentage (.354) and third in turnover margin (+4.7) and assists per game (15.1).
- SDSU has six players averaging between 8.0 and 12.0 points per game. In conference play, four Aztecs are averaging double-digit points (Ramos, Avinger, Villalobos and Prohaska).
- Sophia Ramos is the only player in the nation with at least 1,700 points, 600 rebounds and 450 assists in her career.
- Ramos is in the top three in program history in seven statistical categories including points (2nd), assists (2nd), made free throws (3rd), and made threes (3rd). She has scored in double-digits in the last 10 games.
- Mercedes Staples (Centerville, Utah), who returned after missing seven games due to injury, is shooting 46.8 percent from three on the year and 39.7 percent in her SDSU career, the best in program history.
- Asia Avinger is second in the Mountain West with 5.7 assists per game in conference play.
- Abby Prohaska is averaging 2.5 steals per game in MW play, the second most in the conference.
- Six Aztecs had at least a 3.50 GPA in the 2022 fall semester, including Sarah Barcello and Sophia Ramos who each had perfect 4.0s in their Master of Education program.
- Including SDSU, five Mountain West teams are in the top 125 of the NET. The Aztecs are amid a stretch of playing each of the other four in a six-game span.
- The Aztecs have had fewer turnovers than their opponent in 15 of their 19 games.
- SDSU has had more steals than their opponent in all but three games and their 10.6 swipes per game is 33rd in the country.
- The Aztecs are 10-1 at home this season with an average margin of victory of 21.2 points. Since the beginning of last year, the Aztecs are 20-6 inside Viejas Arena.
- SDSU's 10-3 non-conference winning percentage was their best since the 1995-96 season (10-2, .833). According to the NET, SDSU played the second-hardest non-conference schedule in the Mountain West.
- SDSU has six players in their fifth year of college and all six are currently pursuing a master's degree.

SAN DIEGO STATE AZTECS 2022-23 ROSTER

No.	Name	Pos.	Ht.	Yr.	PPG	RPG	APG	Individual Player Notes
0	Khylee Pepe	G/F	5-11	So.	3.7	2.9	0.8	2nd on team in off. reb/game... Had 1st career double-double vs. SDCC (11-9) with career-high 13 rebs.
1	Asia Avinger	G	5-7	So.	11.9	3.4	4.6	Shooting 50% from the field... Has two 20 point games... Led all MW freshmen in scoring & assists last year.
2	Sophia Ramos	G	5-9	Sr.	11.7	3.5	3.3	2nd all-time at SDSU in scoring & assists... Only player in nation with 1,700 pts, 600 rebs, 450 assists.
4	Bailee Chynoweth	G	5-11	Jr.	--	--	--	Former walk-on that was awarded scholarship in 2nd semester last year.
5	Yummy Morris	F	6-2	Sr.	8.1	4.0	0.5	62% on FGs in MW games... Played in 107 games at TCU... Adopted sister of Alex Crain.
11	Jaida Brooks	G	5-6	Fr.	--	--	--	Played alongside five DI commits at PHH Prep (Phoenix)... Averaged 12 ppg, 4.5 apg and 3.0 rpg as a Sr.
12	Mercedes Staples	G	5-10	Sr.	11.0	4.4	2.2	Shooting 39.7% from 3 at SDSU, the best in school history... Missed 7 games w/ leg injury... 5th year sr...
13	Meghan Fiso	G	5-10	Jr.	5.5	2.3	0.6	Out with foot injury... Scored nine or more points three times... Michigan transfer... Top 40 recruit in 2020.
20	Sarah Barcello	G	5-11	Sr.	3.0	2.5	0.8	11 points at USU (12-31)... Marist transfer... Missed last season w/ injury... All-MAAC 3rd Team in 20-21.
21	Alex Crain	G	5-9	Sr.	5.1	1.4	1.4	Career-high 13 pts vs. Sac St... 7 steals vs. SDCC, most since 2013... Working on 2nd Master's degree.
22	Natalija Grizelj	G	5-9	Fr.	0.0	0.3	0.3	Walk-on... Averaged 14.1 ppg, 4.6 rpg & 2.5 apg as a HS senior (St. Francis)... All-State honorable mention.
23	Kim Villalobos	F	6-0	Jr.	8.2	5.3	1.4	10.5 ppg in MW play... Team-high 5.3 rebs/gm... Played w El Salvador Nat'l Team over the summer.
24	Abby Prohaska	G	5-9	Sr.	9.3	4.1	2.0	Has 2 20+ point games... 89% from FT line... Played in 74 games (9 in NCAAs) at Notre Dame.
32	Adryana Quezada	G/F	5-10	Sr.	--	--	--	Redshirting this year... All-MW honorable mention pick at Utah St. last year... 53.6 FG% last season.

Head Coach: Stacie Terry-Hutson (UT Arlington, 1998) | 10th Season at SDSU

Assistant Coaches: Jason Glover (Grand Canyon, 1985), Kellie Lewis (Boise State, 1998), Jon Silver (UCLA, 2009; LSU 2017)

Director of Player Personnel: Mel Boscarino (Dominican University of California, 2016; San Francisco, 2018)

Operations Assistant: Jordan Mottershaw (Western Oregon, 2017; Cal State San Bernardino, 2019) | Graduate Assistant: Kibrom Gebregziabher (San Diego State, 2021)

PERSONNEL SUMMARY

Returning Starters (3):

Asia Avinger, So., G (12.0 ppg, 3.9, apg, 96 made Fts)
 Sophia Ramos, Sr., G (14.9 ppg, 5.2 rpg, 3.3 apg)
 Mercedes Staples, Sr., G (10.3 ppg, 4.0 rpg, 39.2% from 3)

Starters Lost (2):

Mallory Adams, F (10.4 ppg, 6.7 rpg, 56 made 3s)
 Kamaria Gipson, C (18 starts)

Other Letterwinners Returning (5):

Alex Crain, G (20 games, 1.3 ppg)
 Meghan Fiso, G (24 games, 1.4 ppg)
 Khylee Pepe, F (25 games, 2.7 ppg, 2.9 rpg)
 Kim Villalobos, F (6.7 ppg, 5.5 rpg, 48.8 FG%)

Other Players Returning (1):

Bailee Chynoweth, G (9 games)

Other Letterwinners Lost (2):

Kiara Edwards, F (23 games, 1.9 ppg)
 Isabela Hernandez, G/F (31 games, 2.3 ppg)

Other Players Lost (2):

Jayden Perez, G (2 games)
 Flo Vinerte, F (13 games)

Newcomers (6):

Sarah Barcello, G, Sr., (Marist, 12.6 ppg in 2020-21)
 Jaida Brooks, G, Fr., (PHH Prep, Phoenix Ariz.)
 Natalija Grizelj, G, Fr. (Saint Francis HS, Sunnyvale, Calif.)
 Yummy Morris, F, Sr., (TCU, 107 games, 23 starts)
 Abby Prohaska, G, Sr., (Notre Dame, 74 games, 9 in NCAAs)
 Adryana Quezada*, G/F, Sr., (Utah St., 15.2 ppg, 7.9 rpg in 21-22)
 * Will redshirt in 2022-23

ROSTER BREAKDOWN

By Class

Seniors (7): Barcello, Crain, Morris, Prohaska, Quezada, Ramos, Staples; **Juniors (3):** Chynoweth, Fiso, Villalobos
Sophomores (2): Avinger, Pepe; **Freshmen (2):** Brooks, Grizelj

By State (6)

Arizona (2): Barcello, Brooks; **Arkansas (1):** Morris;
California (4): Avinger, Grizelj, Pepe, Villalobos; **Ohio (1):** Prohaska;
Texas (4): Chynoweth, Crain, Quezada, Ramos;
Washington (1): Fiso

By Position

Forwards (3): Morris, Quezada, Villalobos; **Guards (11):** Avinger, Barcello, Brooks, Chynoweth, Crain, Grizelj, Fiso, Pepe, Prohaska, Ramos, Staples

By Height

6-2 (1): Morris; **6-0 (1):** Villalobos; **5-11 (3):** Barcello, Chynoweth, Pepe; **5-10 (3):** Fiso, Quezada, Staples; **5-9 (4):** Crain, Grizelj, Prohaska, Ramos; **5-7 (1):** Avinger; **5-6 (1):** Brooks

2022-23 NUMERICAL ROSTER

No.	Name	Pos.	Ht.	Yr.	Hometown (Previous School/High School)
0	Khylee Pepe	G	5-11	So.	Long Beach, Calif. (Bishop Montgomery HS)
1	Asia Avinger	G	5-7	So.*	Cerritos, Calif. (Rosary HS)
2	Sophia Ramos	G	5-9	Sr.^	San Antonio, Texas (Incarnate Word HS)
4	Bailee Chynoweth	G	5-11	Jr.	Austin, Texas (Westlake HS)
5	Yummy Morris	F	6-2	Sr.^	North Little Rock, Ark. (TCU/North Little Rock HS)
11	Jaida Brooks	G	5-6	Fr.	Phoenix, Ariz. (PHH Prep)
12	Mercedes Staples	G	5-10	Sr.^	Centerville, Utah (Minnesota/Viewmont HS)
13	Meghan Fiso	G	5-10	Jr.	Seattle, Wash. (Michigan/Garfield HS)
20	Sarah Barcello	G	5-11	Sr.	Phoenix, Ariz. (Marist/Seton Catholic Prep)
21	Alex Crain	G	5-9	Sr.^	McKinney, Texas (TCU/Dallas Thunder)
22	Natalija Grizelj	G	5-9	Fr.	Sunnyvale, Calif. (Saint Francis HS)
23	Kim Villalobos	G/F	6-0	Jr.	Los Angeles, Calif. (Chaminade HS)
24	Abby Prohaska	G	5-9	Sr.	Liberty Township, Ohio (Notre Dame/Lakota West HS)
32	Adryana Quezada	G/F	5-10	Sr.#	Frisco, Texas (Utah State/Lone Star HS)

2022-23 ALPHABETICAL ROSTER

No.	Name	Pos.	Ht.	Yr.	Hometown (Previous School/High School)
1	Asia Avinger	G	5-7	So.*	Cerritos, Calif. (Rosary HS)
20	Sarah Barcello	G	5-11	Sr.^	Phoenix, Ariz. (Marist/Seton Catholic Prep)
11	Jaida Brooks	G	5-6	Fr.	Phoenix, Ariz. (PHH Prep)
4	Bailee Chynoweth	G	5-11	Jr.	Austin, Texas (Westlake HS)
21	Alex Crain	G	5-9	Sr.^	McKinney, Texas (TCU/Dallas Thunder)
13	Meghan Fiso	G	5-10	Jr.	Seattle, Wash. (Michigan/Garfield HS)
22	Natalija Grizelj	G	5-9	Fr.	Sunnyvale, Calif. (Saint Francis HS)
5	Yummy Morris	F	6-2	Sr.^	North Little Rock, Ark. (TCU/North Little Rock HS)
0	Khylee Pepe	G	5-11	So.	Long Beach, Calif. (Bishop Montgomery HS)
24	Abby Prohaska	G	5-9	Sr.	Liberty Township, Ohio (Notre Dame/Lakota West HS)
32	Adryana Quezada	G/F	5-10	Sr.#	Frisco, Texas (Utah State/Lone Star HS)
2	Sophia Ramos	G	5-9	Sr.^	San Antonio, Texas (Incarnate Word HS)
12	Mercedes Staples	G	5-10	Sr.^	Centerville, Utah (Minnesota/Viewmont HS)
23	Kim Villalobos	G/F	6-0	Jr.	Los Angeles, Calif. (Chaminade HS)

* Utilized redshirt season

^ Utilizing extra year of eligibility offered by the NCAA due to COVID-19

Redshirting in 2022-23

Head Coach: Stacie Terry-Hutson (UT Arlington, 1998), 10th season at SDSU

Assistant Coach: Jason Glover (Grand Canyon, 1985), Second season at SDSU

Assistant Coach: Kellie Lewis (Boise State, 1998), Second season at SDSU

Assistant Coach: Jon Silver (UCLA, 2009; LSU 2017), Seventh season at SDSU (Second as AC)

Director of Player Development: Mel Boscarino (Dominican University, 2016), Second season at SDSU

Director of Operations: Jordan Mottershaw (Western Oregon, 2017; Cal State San Bernardino, 2019), Fourth season at SDSU

Graduate Assistant: Kibrom Gebregziabher (SDSU, 2021)

PRONUNCIATION GUIDE

Asia Avinger	AV-in-JER	Abby Prohaska	pro-HASK-kuh
Bailee Chynoweth	CHIN-uh-WITH	Adryana Quezada	EH-dree-on-uh KAY-zah-duh
Meghan Fiso	fee-ZO	Sophia Ramos	RAW-mos (not RAY-mos)
Natalija Grizelj	nuh-TAHL-yuh GRIZZ-ell	Kim Villalobos	VEE-uh-lobos
Khylee Pepe	KY-lee pep-A (not pep-uh)		

SAN DIEGO STATE QUICK FACTS

GENERAL INFORMATION

Location: San Diego, Calif., 92182
 Founded: 1897
 Enrollment: 33,870
 Nickname: Aztecs
 School Colors: Scarlet and Black
 Affiliation: NCAA Division I
 Conference: Mountain West
 Home Arena (Capacity): Steve Fisher Court at Viejas Arena (12,414)
 President: Dr. Adela de la Torre
 Director of Athletics: John David Wicker

AZTEC BASKETBALL FACTS

First Year of Basketball: 1976-77
 All-Time Record: 687-643 (.517) / 45 seasons
 Postseason Appearances/NCAA Appearances: 12/9
 Last Postseason Appearance: 2013
 Lost to BYU (69-58) in WNIT Second Round

SDSU TEAM INFORMATION

2021-22 Record: 15-16 (.483)
 2021-22 MW Record/Finish: 8-10/7th
 2022 MW Tournament Record: 1-1
 2022 Final NCAA NET: 186
 Letterwinners Returning/Lost: 8/3
 Starters Returning/Lost: 4/1
 Newcomers: 6 (2 freshmen & 4 transfers)

AZTEC BASKETBALL STAFF

Head Coach: Stacie Terry- Hutson
 Alma Mater: UT Arlington, 1998
 Career Record/Years: 110-161/10th Year
 Basketball Office Phone: 619-594-4095
 Assistant Coaches:
 Jason Glover
 Second season at SDSU
 Alma Mater: Grand Canyon, 1985
 Kellie Lewis
 Second season at SDSU
 Alma Mater: Boise State, 1998
 Jon Silver
 Seventh season at SDSU (2nd as AC)
 Alma Mater: UCLA, 2009
 Player Development Coordinator: Mel Boscarino
 Second season at SDSU
 Alma Mater: Dominican University of California, 2016
 Director of Basketball Operations: Jordan Mottershaw
 Graduate Assistant: Kibrom Gebregziabher
 Athletic Trainer: Queenie Soriano
 Academic Advisor: Dr. Bre White
 Strength and Conditioning: Justin Landry

SDSU MEDIA RELATIONS

Women's Basketball SID: Ben Pearson
 E-mail: ben.pearson@sdsu.edu
 Office Phone: 619-594-5547

So Much Depth

- SDSU has six players in their fifth year of college.
- The Aztecs have 10 players averaging 15 or more minutes per game.
- SDSU has six players averaging between 8.0 and 12.0 points per game.
- The Aztecs only have one player averaging more than five rebounds (Villalobos, 5.3), but have four players averaging between 3.5 and 5.0.
- 10 different Aztecs have scored in double-digits.
- Seven different players have led the team in scoring in a game (including ties).
- Four different Aztecs have had a game with at least seven assists in a game (Prohaska, Avinger, Villalobos & Ramos).
- Five different Aztecs are averaging at least one steal per game.
- SDSU has used six unique starting lineup combinations and eight different players have started.
- Three Aztecs have had a double-double (Khylee Pepe, Abby Prohaska and Kim Villalobos).

Season Accomplishments

- SDSU's 14-5 start is their best since the 2011-12 season. They began the year 9-1 which was their best start since 1995-96.
- The Aztecs have 11 wins by double-digits, six by at least 20 points and four by 30.
- The Aztecs started 9-0 at home for the first time since 2008-09.
- The Aztecs had back-to-back 50+ point wins (San Diego Christian and Antelope Valley) for the first time since 1984.
- SDSU had 27 steals against San Diego Christian, their most in a game in the Mountain West era (2000-present).
- SDSU held San Diego Christian to 30 points, the lowest point total they've held an opponent to since 2015, also against San Diego Christian (60-25).
- The Aztecs' two 50+ point victories were their largest margin of victory since Dec. 18, 2007, a 91-33 win over Navy.
- SDSU's 89-55 win at Utah State (Dec. 31) was their largest margin of victory in a conference game since the 2012-13 season.
- The Aztecs' 89 points was their most in a Mountain West game in nearly four years (1-20-18 vs. New Mexico).
- In that game, SDSU shot 56.5% from the field, their best in a conference game in 12 years.
- Against UNLV, Asia Avinger became just the fourth Aztec in the MW era to have at least 25 points and six assists in a game.
- Against Seattle, Kim Villalobos became the first Aztec in five years (and just the sixth in the Mountain West era) to have at least seven made field goals, seven assists and three steals in a game.
- Yummy Morris (North Little Rock, Arkansas) won the Mountain West Player of the Week award on Nov. 28. after averaging 15.5 points, 4.0 rebounds & 3.0 steals per game while shooting 65 percent from the floor.
- Mercedes Staples was a perfect 6-for-6 from three against Southeastern Louisiana (Nov. 15). to become the first Aztec in the MW era to make six or more three-pointers without a miss.
- Abby Prohaska was 12-for-12 from the free throw line vs. Antelope Valley (Nov. 12), making her just the second Aztec in the Mountain West era to make at least 12 free throws without a miss (Sophia Ramos, 16-16 vs. New Mexico 1-29-20).
- Three different Aztecs have had double-doubles this year, Khylee Pepe, Abby Prohaska and Kim Villalobos. It was the first career double-double for Pepe and Prohaska.
- Alex Crain had seven steals against San Diego Christian, the most by an Aztec in a game since Dec. 19, 2013 (Ahjalee Harvey vs. Miami Ohio).
- The Aztecs received votes in the preseason USA Today Coaches poll.

SAN DIEGO STATE STREAKS

Most Consecutive Starts[^]

	Consecutive	Total
Kim Villalobos	19	33
Yummy Morris	19	19
Sophia Ramos	18	123
Abby Prohaska	8	10
Asia Avinger	5	45
Mercedes Staples	0	63
Alex Crain	0	17
Khylee Pepe	0	5
Sarah Barcello	0	1
Bailee Chynoweth	0	1

Most Consecutive Games*

	Consecutive	Total
Sophia Ramos	58	126
Kim Villalobos	27	69
Sarah Barcello	19	19
Yummy Morris	19	19
Abby Prohaska	19	19
Asia Avinger	12	45
Khylee Pepe	12	42
Alex Crain	11	61
Mercedes Staples	1	64
Meghan Fiso	0	32
Bailee Chynoweth	0	19
Natalija Grizelj	0	7

Most Consecutive Games With A Point[^]

	Consecutive	Total
Mercedes Staples	65	65
Sophia Ramos	57	125
Asia Avinger	45	45
Kim Villalobos	36	64
Abby Prohaska	19	19
Meghan Fiso	9	15
Alex Crain	1	40
Khylee Pepe	0	31
Yummy Morris	0	17
Sarah Barcello	0	12
Bailee Chynoweth	0	5

*SDSU totals only

[^]must have played in the game

SDSU RECORD IN 2022-23 WHEN...

Playing at home	10-1
Playing on the road	3-2
Playing at a neutral site	1-2
Playing a night game (5 p.m. or later)	8-2
Playing a day game	6-3
Leading or tied at the end of the 1st quarter	11-2
Trailing at the end of the 1st quarter	3-3
Leading or tied at halftime	12-2
Trailing at halftime	2-3
Leading or tied at the end of the 3rd quarter	11-0
Trailing at the end of the 3rd quarter	3-5
Leading or tied with 5:00 minutes remaining	12-0
Trailing with 5:00 minutes remaining	2-5
In overtime	0-0
Scoring less than 50 points	1-3
Scoring 50-59 points	2-1
Scoring 60-69 points	4-0
Scoring 70-79 points	3-1
Scoring 80 or more points	4-0
Opponent scores less than 50 points	7-0
Opponent scores 50-59 points	5-0
Opponent scores 60-69 points	1-2
Opponent scores 70-79 points	1-2
Opponent scores 80 or more points	0-1
FG% .500 or above	6-0
FG% .400-.499	4-3
FG% under .400	4-2
Opponent FG% .500 or above	0-2
Opponent FG% .400-.499	3-2
Opponent FG% under .400	11-1
Better shooting %	12-1
Worse shooting %	2-4
More FT attempts	6-0
Fewer FT attempts	7-3
Same FT attempts	1-2
More FTs made	6-1
Fewer FTs made	7-4
Same FTs made	1-0
More rebounds	6-2
Fewer rebounds	6-3
Same rebounds	2-0
More turnovers	1-3
Fewer turnovers	13-2
Same turnovers	0-0
More assists	11-1
Fewer assists	3-2
Same assists	0-2
More steals	13-3
Fewer steals	2-1
Same steals	0-0
Have 20+ point scorer	4-2
Don't have 20+ point scorer	10-3
Have 0-1 players with 10+ points	0-1
Have 2 players with 10+ points	3-2
Have 3 players with 10+ points	5-1
Have 4 or more players with 10+ points	6-1

SDSU STREAKS

Last 5 games	3-2
Last 10 games	7-3
Longest winning streak	7
Longest losing streak	1
Current streak	Lost 1

Opponent Notebook (New Mexico)

- The Lobos are 10-8 on the year and 2-3 in conference.
- Their three conference losses have come on the road to the top three teams in the Mountain West standings (UNLV, Colorado State and Wyoming).
- They are 2-5 on the road.
- They are ranked No. 124 in the NET.
- Shaiquel McGruder leads the Lobos in scoring (14.1 ppg), rebounding (7.5 rpg) blocks (2.7 bpg) and field goal percentage (.590).
- LaTascya Duff averages 12.3 points per game and makes a conference high 3.0 three-pointers per game.
- Her twin LaTora Duff leads the team with 4.4 assists per game.
- Viane Cumber leads the conference with a 44.7 three-point percentage.
- They lead the Mountain West in three-point makes and attempts per game.
- They are second to last in the conference in points allowed per game (68.1), rebound margin (-5.9) and free throw attempts per game.
- Head coach Mike Bradbury (7th season) is 130-73 at New Mexico and has over 300 wins in his collegiate coaching career.

All-time Series (New Mexico)

- The Aztecs are 39-32 all-time against the Lobos
- SDSU is 15-15 against the Lobos at home.
- New Mexico won all three games against the Aztecs last year, including a 63-60 win in the Mountain West Tournament quarterfinals. All three games were decided by single-digits.
- The Lobos have won five straight against SDSU. That followed a span where the Aztecs won six of seven.
- Sophia Ramos' single-game career-high of 32 points came against New Mexico. She was 16-for-16 from the line in that game.

NEW MEXICO ALL-TIME SERIES

New Mexico leads 39-32

Record at SDSU	15-15
Record at UNM	12-16
Record at Neutral	5-8
Most Points SDSU	98, 1995
Most Points UNM	89, 2018
Largest Margin SDSU	58, 1994
Largest Margin UNM	43, 2017
Longest SDSU Win Streak	10
Longest UNM Win Streak	19
Current Streak	UNM 5
1-18-92	H .W. 91-44
2-15-92	A .W. 74-52
1-24-93	A .W. 54-44
2-18-93	H .W. 78-51
2-11-94	A .W. 98-52
2-20-94	H .W. 96-38
3-9-94	N .W. 95-60
1-19-95	H .W. 85-61
2-11-95	A .W. 75-47
3-8-95	A .W. 57-39
1-18-96	A .L. 56-62
1-27-96	H .W. 74-52
3-5-97	N .W. 57-50
1-7-99	H .L. 53-66
2-4-99	A .L. 51-75
1-20-00	A .L. 47-65
2-17-00	H .L. 60-66
1-20-01	A .L. 66-86
2-15-01	H .W. 56-53
3-7-01	N .L. 49-55
1-23-02	H .L. 49-58
2-23-02	A .L. 53-63
3-6-02	N .L. 52-65
1-30-03	A .L. 42-75
3-1-03	H .L. 46-64
3-12-03	N .L. 49-54
1-29-04	A .L. 42-76
2-28-04	H .L. 44-47
1-29-05	H .L. 53-72
2-24-05	A .L. 58-78
3-9-05	N .L. 52-81
1-25-06	A .L. 45-76
2-25-06	H .L. 48-75
1-31-07	A .L. 46-76
3-3-07	H .L. 48-67
1-12-08	H .L. 47-60
2-13-08	A .L. 54-63
3-15-08	N .L. 59-62
1-21-09	A .W. 57-52
2-21-09	H .W. 75-64
1-6-10	A .W. 61-39
2-6-10	H .L. 58-65
1-15-11	H .W. 56-53
2-15-11	A .W. 50-44
3-8-11	N .L. 57-65
1-18-12	H .W. 77-47
2-15-12	A .W. 57-44
3-10-12	N .W. 57-43
1-26-13	A .W. 63-39
2-27-13	H .W. 72-44
3-15-13	N .W. 67-39
2-22-14	H .W. 53-48
3-7-14	A .L. 46-62
1-7-15	A .L. 53-62
2-18-15	H .L. 47-63
3-10-15	N .L. 56-57
2-6-16	A .W. 51-46
3-1-16	H .L. 45-64
12-31-16	A .L. 42-85
3-3-17	H .W. 63-51
1-20-18	H .W. 97-89
1-16-19	A .L. 62-70
2-6-19	H .W. 61-59
3-11-19 (ot)	N .W. 70-61
1-29-20	H .W. 75-74
2-12-20	A .W. 67-58
2-3-21	H .L. 48-84
2-5-21	H .L. 48-65
1-9-22	A .L. 72-75
1-29-22	H .L. 58-67
3-7-22	N .L. 60-63

2022-23 MOUNTAIN WEST STANDINGS

As of Jan. 17

	MW	Overall
UNLV	7-0	17-2
Colorado State	5-1	12-5
Wyoming	5-1	12-5
San Diego State	4-2	14-5
Air Force	4-3	9-10
Nevada	3-3	6-11
New Mexico	2-3	10-8
Boise State	2-3	7-11
Utah State	1-5	4-13
Fresno State	1-6	8-12
San José State	0-7	2-16

AZTECS VS. THE MOUNTAIN WEST

Air Force	37	15
Boise State	13	12
Colorado State	32	32
Fresno State	30	25
Nevada	15	14
New Mexico	32	39
San José State	24	10
UNLV	29	36
Utah State	13	7
Wyoming	29	35
Total	254	225

AZTECS TOP 100 IN THE NATION

As of Jan. 17

Category	Value	Rank
Scoring Defense	55.1	19th
Steals/Game	10.6	33rd
Turnover Margin	+4.68	34th
3-Point %	.354	36th
Turnovers Forced/Game	19.79	39th
3-Point % Defense	.275	44th
FG% Defense	.368	53rd
Winning %	73.7	61st
Scoring Margin	11.3	63rd
FG%	.435	71st
Assists/Game	15.1	85th
Assist/TO Ratio	+1.00	90th
Turnovers/Game	15.1	100th

Category	Player	Value	Rank
3-Point %	Sophia Ramos	.404	60th
3-Pointers	Sophia Ramos	38	99th

Sophia Ramos Climbing the Charts (Career Stats)

Ramos is the only player in the nation, and the only Aztec ever, with career totals of at least 1,700 points, 600 rebounds and 450 assists.

Stat	SDSU Rank	Total	Next Up
Points	2nd	1,777	Judy Porter (1980-83), 2,318
Assists	2nd	474	Quenese Davis (2010-13), 670
3-Point FGs	3rd	193	Falisha Wright (1992-95), 206
Made FTs	3rd	346	McKynzie Fort (2015-18), 375
FG Attempts	3rd	1,529	Falisha Wright (1992-95), 1,656
3-Point FG Att.	3rd	535	Falisha Wright (1992-95), 539
Games	T-3rd	126	Heidi Bauer (1981-83, 85), 127
Made FGs	5th	619	Falisha Wright (1992-95), 634
FT Attempts	5th	422	Michelle Suman (1992-95), 477
3-Pt FG%	5th	.361	Taylor Kalmer (2020), .381
Rebounds	9th	631	Christina Murguia (1992-95), 692

Other Milestones to Watch

Player	Stat	Total	Needed for Milestone
Asia Avinger	Assists	186	14 Assists to 200
Asia Avinger	Rebounds	192	8 Rebounds to 200
Sarah Barcello	Games	93	7 Games to 100
Abby Prohaska	Games	93	7 Games to 100
Abby Prohaska	Steals	88	12 Steals to 100
Abby Prohaska	Points	373	27 Points to 400
Sophia Ramos	Assists	474	26 Assists to 500
Sophia Ramos	Made 3-Pointers	193	7 Made 3-Pointers to 200
Mercedes Staples	Games	97	3 Games to 100
Kim Villalobos	Points	490	10 Points to 500

CAREER HIGHS

Points
15, vs. Antelope Valley (11-12-22)

Rebounds
13, vs. San Diego Christian (11-9-22)

Assists
3, Twice
Last: at Utah State (12-31-22)

Steals
3, at Boise State (2-5-22)

Blocks
2, at Cal State Fullerton (11-16-21)

Field Goals
5, Twice
Last vs. Antelope Valley (11-12-22)

Field Goal Attempts
11, vs. Antelope Valley (11-12-22)

3-Point Field Goals
1, Three times
Last: at Utah State (12-31-22)

3-Point Field Goal Attempts
2, Twice
Last: at Utah State (12-31-22)

Free Throws
5, Twice
Last: vs. Miami Ohio (12-20-22)

Free Throw Attempts
7, vs. Antelope Valley (11-12-22)

MISC. CAREER STATS

Double-figure scoring games: 3

Double-figure rebounding games: 2

Double-Doubles: 1



#0 KHYLEE PEPE

Sophomore
5-11
Guard/Forward
Long Beach, Calif.
Bishop Montgomery HS

As a Freshman (2021-22)

Appeared in 25 games while starting the last five... Averaged 2.7 points and 2.0 rebounds in 10.2 minutes per game... Scored season high 11 points on 5-for-7 shooting against Fresno State (2-19-22)... Had season-high in rebounds (10) and minutes (21) at Boise State (2-5-22).

High School

A consensus four-star recruit, ranked No. 83 in the country by espnW, Pepe was a four-time all-state selection in California and two-time league MVP and was recruited by numerous power five programs... In her senior year, she earned her third First-Team All Del Rey League selection and helped her school win a league championship and made the CIF-SS quarterfinals... As a junior, averaged 17 points, eight rebounds, four assists and three steals and had 10 games with 20 or more points... Tied a school record with 41 points in a game... As a sophomore, averaged 15 points per game... Attended Mater Dei High School as a freshman where she averaged 11.7 points, 6.5 rebounds and 3.6 assists and was a Second Team All-County selection while helping the Monarchs win the Trinity League and finish fourth in the CIF-SS Open Division.

Personal

Khylee-Jade Tulimalefo'i Pepe was born in Long Beach, Calif... Comes from an athletic family, having four relatives who played football: brother Kobe (USC), father Paapaa (Humboldt State), uncles Jesse (San Francisco 49ers) and Roman (Oregon State)... Enjoys playing volleyball, reading and swimming... Lists running back James Conner as her favorite athlete... Majoring in communication.

CAREER STATISTICS

Season	gp-gs		Total		3-Point		F-Throws		Rebounds				Scoring												
	gp	gs	fg-fga	pct	fg-fga	pct	ft-fga	pct	off	def	tot	avg	pf	fo	ast	to	blk	stl	pts	avg					
2021-22	25	5	256	10.2	26	80	.325	1	2	.500	14	24	.583	47	25	72	2.9	46	1	5	18	3	18	67	2.7
2022-23	17	0	254	14.9	22	70	.314	2	12	.167	17	26	.654	25	25	50	2.9	33	1	13	18	8	12	63	3.7
TOTAL	42	5	510	12.1	48	150	.320	3	14	.214	31	50	.620	72	50	122	2.9	79	2	18	36	11	30	130	3.1

CAREER HIGHS

Points
30, vs. Boise State (1-15-22)

Rebounds
9, Twice
Last: at Boise State (2-5-22)

Assists
9, Twice
Last: vs. Nevada (1-5-23)

Steals
4, Twice
Last: at Fresno State (1-11-23)

Blocks
1, Three times
Last: vs. UNLV (1-7-23)

Field Goals
12, vs. UNLV (1-7-23)

Field Goal Attempts
21, vs. Colorado State (1-3-22)

3-Point Field Goals
2, Three times
Last vs. Georgia (12-21-22)

3-Point Field Goal Attempts
6, vs. Georgia (12-21-22)

Free Throws
9, vs. Boise State (1-15-22)

Free Throw Attempts
10, Three times
Last: vs. Boise State (3-6-22)

MISC. CAREER STATS

Double-figure scoring games: 29

20 point scoring games: 5

Double-figure rebounding games: 0



#1 ASIA AVINGER

Sophomore
5-7
Guard
Cerritos, Calif.
Rosary HS

- Mountain West All-Freshman Team (2021-22)**
- Preseason Mountain West Freshman of the Year (2020-21 & 2021-22)**
- Mountain West All-Academic Team (2020-21 & 2021-22)**
- Mountain West Freshman of the Week (Jan. 10, 2022 & Jan. 17 2022)**

As a Redshirt Freshman (2021-22)

Named to the Mountain West All-Freshman Team after averaging 12.0 points and 3.9 assists, both of which were tops in the conference among freshmen... Started 30 games and averaged 30.2 minutes... Led SDSU in free throws made (96) and attempted (129)... Scored in double-digits 20 times and topped 20 points on three occasions... Scored 30 points on 10-for-12 shooting against Boise State (1-15-22) to become the first Aztec freshmen to reach 30 points in the Mountain West era... Won the Mountain West Freshman of the Week award twice... Led the Aztecs in assists 22 times... Was SDSU's top scorer eight times... Had nine rebounds in a game twice... Had nine assists at New Mexico (1-9-22)... Was the Mountain West Preseason Freshman of the Year for the second straight year (missed 2020-21 season due to injury).

As a Freshman (2020-21)

Was named the Mountain West Preseason Freshman of the Year but then suffered an injury that caused her to miss the entire season.

High School

One of the nation's best combo guards according to espnW, Avinger comes to SDSU as a four-star recruit ranked No. 56 in the nation according to ESPN, the highest ranked recruit under Stacie Terry-Hutson... A three-time All-CIF Southern Section pick, she was ranked as the No. 16 point guard in the nation by espnW... Following her senior year, she was named the Orange County Register's Female Athlete of the Year and to the MaxPreps All-California First Team. She was also named the Trinity League MVP and the Orange County Player of the Year... Averaged 13.8 points, 6.3 rebounds and 4.0 assists as a senior... Helped lead Rosary HS to the 2020 CIF Southern California DI Regional championship before the tournament was suspended by COVID-19... As a junior averaged 12.1 points, 7.7 rebounds and 6.3 assists and helped guide Rosary HS to a 27-8 record and the 2019 CIF State Division One championship... Avinger scored 24 points in the championship game and took home MVP honors... Following her junior year, she was named to the MaxPreps All-California Third team, the CIF Orange County First Team, the Los Angeles Times All-Area Team and the Orange County Register All-County First Team... As a sophomore she attended Los Alamitos HS who won the Sunset League and was named the league's MVP... Helped Los Alamitos reach the CIF DI semi-finals... Was named to the Sunset League First Team as a freshman... Received recruiting interest from over 20 DI schools... Also competed in track and field... Received the Rosary HS Scholar Athlete Award for the 2018-19 school year.

Personal

Born in Long Beach, Calif. to Nicole and Skinner Avinger... Her father played football at Portland State... Enjoys playing and watching football, going to the beach, swimming, trampoline parks and watching movies... Worked at the Mamba Academy as a coaching assistant... Lists Steve Nash as her favorite athlete... Majoring in communication.

CAREER STATISTICS

Season	gp-gs	min/avg	Total		3-Point		F-Throws		Rebounds				Scoring							
			fg-fga	pct	fg-fga	pct	ft-fta	pct	off	def	tot	avg	pf	fo	ast	to	blk	stl	pts	avg
2021-22	31-30	935/30.2	134-354	.379	7-36	.194	96-129	.744	33	112	145	4.7	93	1	121	94	1	35	371	12.0
2022-23	14-13	409/29.2	63-125	.504	9-24	.375	31-52	.596	5	42	47	3.4	44	1	65	46	2	27	166	11.9
TOTAL	45-43	1344/29.9	197-479	.411	16-60	.267	127-181	.702	38	154	192	4.3	137	2	186	140	3	62	537	11.9

CAREER HIGHS

Points
32, vs. New Mexico (1-29-20)

Rebounds
14, vs. Boise State (2-15-20)

Assists
10 vs. UNLV (2-16-21)

Steals
5, Three times
Last: at San Diego (12-5-20)

Blocks
3, Twice
Last: vs. Nevada (1-5-23)

Field Goals
10, Twice
Last: at CSUN (12-9-18)

Field Goal Attempts
27, at Colorado State (12-8-20)

3-Point Field Goals
7, at CSUN (12-9-18)

3-Point Field Goal Attempts
13, at CSUN (12-9-18)

Free Throws
16, vs. New Mexico (1-29-20)

Free Throw Attempts
16, vs. New Mexico (1-29-20)

MISC. CAREER STATS
Double-figure scoring games: 102

20 point scoring games: 20

Double-figure rebounding games: 9

Double-figure assist games: 1

Double-Doubles: 8



#2 SOPHIA RAMOS

Senior
5-9
Guard
San Antonio, Texas
Incarnate Word HS

All-Mountain West Honorable Mention (2021-22) | Preseason All-Mountain West Team (2020-21) | All-Mountain West Team (2019-20) | Mountain West All-Freshman Team (2018-19) | Mountain West All-Tournament Team (2019) | Mountain West All-Academic Team (2019-20 & 2020-21) | Three-time Mountain West Player of the Week | Raising the B.A.R. All-Tournament Team

As a Senior (2021-22)

An All-Mountain West honorable mention selection after averaging 14.9 points, 5.2 rebounds, 3.3 assists and 2.0 steals per game... Finished the year with 1,554 career points, the fifth most in school history... Scored in double-digits in 28 of SDSU's 31 games... Led SDSU in scoring 16 times and in steals 21 times... Scored 20 or more points five times, including back-to-back games with 27 points... Had two double-doubles... Became the first Aztec ever to total over 1,500 points, 500 rebounds and 400 assists in a career... Led SDSU with a 75.3 free throw percentage... Her 2.0 steals per game were the second most in the Mountain West... Set career-highs for made threes (59), three-point percentage (.369), assist-to-turnover ratio (1.45), turnovers per game (2.3), steals (63) and points (462)... Averaged 37.2 minutes per game, the 14th most in the nation.

As a Junior (2020-21)

Limited to 13 games due to a midseason injury... Led the team in scoring (15.7 ppg), assists per game (3.4), steals per game (1.6) and minutes per game (32.8)... Made a team-high 51 free throws while shooting a career-best 85 percent from the line (51-60)... Was third on the team with 4.8 rebounds per game... Scored in double-digits in 11 of the 12 games she finished... Led the team in scoring seven times and in assists eight times... Scored 20 or more points five times... Was averaging 20.2 points per game through the first five games before suffering an injury that kept her out for two months... Had two double-doubles in her first four games... Had a career-best 10 assists vs. UNLV (2-16-21)... Named Mountain West Player of the Week after averaging 19.5 points and 9.5 rebounds in the first week of the season... Ramos eclipsed 1,000 career points to become just the 13th Aztec to accomplish that in three seasons or less and the 10th to do it in 70 or fewer games... Played 30 or more minutes in all but one game that she finished... Selected to the preseason All-Mountain West Team.

As a Sophomore (2019-20)

Named to the All-Mountain West Team after averaging 14.3 points, 6.5 rebounds and 3.8 assists... Started all 31 games, averaging 36.7 minutes per game, second in the conference and 18th in the nation... Had 23 games with 10 or more points and led the Aztecs in scoring eight times... Became the first SDSU guard to lead the Aztecs in rebounding since 2013 (Chelsea Hopkins)... Led the team in rebounds 12 times, had four games with 10 or more rebounds and three double-doubles... Led the team in assists 18 times and in steals 17 times... Was 113-for-136 from the line (.831), the second-best FT percentage in the conference and eighth-best in school history... Her 113 free throws were the 10th-most in a single-season in program history... Was second on the team in made three-pointers (37)... Had three games with at least 20 points, 10 rebounds and five assists, tied for the third-most in the nation... Scored 20 or more points six times and topped 30 points twice... Had 32 points and 11 rebounds vs. New Mexico (1-29-20) while shooting a perfect 16-for-16 from the line (including the game-winner). Her 16 made free throws tied a school record and made her one of three players in the nation to make at least 16 free throws in a game without a miss... Ramos earned Mountain West Player of the Week honors twice and was the College Sports Madness National High-Major Player of the Week following the New Mexico game... Had 25 points, 14 rebounds and five assists against Boise State (2-15-20) to become the first Aztec (male or female) to reach those totals in a game in the Mountain West era (1999-present)... Had 30 points on 9-for-14 shooting with eight rebounds at California Baptist (12-19-19)... Led the team with 41 steals and had four games with three or more steals and had a career-high five takeaways vs. UNLV (1-25-20)... Played at least 30 minutes in all but one game and topped 35 minutes 24 times including in each of the last nine games.

As a Freshman (2018-19 Season)

Hit the ground running as a true freshman, leading the team in scoring (13.9 ppg), assists (4.5 apg) and three-point percentage (.362)... Started 31 of 32 games and averaged 34.0 minutes, second on the team and fifth in the MW... Was second on the team with 4.4 rebounds and 1.3 steals per game... Was named to the Mountain West all-freshman team after leading all MW freshmen in scoring and assists... Averaged the most points and assists by a SDSU freshman since 1992... Became the first Aztec (of any class) to lead the team in points and assists since 1997... Was the only true freshman in the nation to average 13.0 points, 4.0 rebounds and 4.5 assists per game... Shot 44.3 percent from the field, best on the team (min. 100 made FG)... Was 80 percent (68-85) from the FT line, seventh-best in the MW... Led the team with a 1.3 assist-to-turnover ratio, which was the second-best among freshmen in the MW... Named to the Mountain West all-tournament team after averaging 16.7 points and committing just two turnovers across three games and 112 minutes... Scored 10 or more points in 27 of SDSU's 32 games... Led the team in assists 25 times... Scored 28 points at CSUN (12-9-18), including seven three-pointers (six in the fourth quarter), with seven rebounds and six assists. Her six threes in the fourth quarter set a school record.

At Incarnate Word High School

A four-star recruit according to Prospects Nation... She scored over 2,000 career points at Incarnate Word High School in San Antonio, where she was a four-time (TAPPS) All-State and All-District first-team pick... Two-time Express News Super Team member... Four-time Express News All-Area Private Schools MVP... As a senior averaged 22.4 points, 6.2 rebounds, 4.1 assists and 3.7 steals and was named to the TAPPS 6A state all-tournament team... As a junior, averaged 16.6 points, 8.2 rebounds, 4.2 assists and 2.9 steals per game, leading Incarnate Word to a 27-6 record.

Personal

Born in San Antonio to Nicola and Gavino Ramos... Enjoys swimming, traveling and playing tennis... Graduated in the spring of 2022 with a B.A. in kinesiology while minoring in psychology and is now working towards a Master's in Education with a concentration in counseling.

CAREER STATISTICS

Season	gp-gs	min/avg	Total		3-Point		F-Throws			Rebounds				Scoring						
			fg-fga	pct	fg-fga	pct	ft-fta	pct	off	def	tot	avg	pf	fo	ast	to	blk	stl	pts	avg
2018-19	32-31	1089/34.0	168-379	.443	42-116	.362	68-85	.800	20	122	142	4.4	56	0	144	111	14	43	446	13.9
2019-20	31-31	1139/36.7	146-368	.397	37-115	.322	113-136	.831	16	185	201	6.5	58	0	119	100	11	41	442	14.3
2020-21	13-12	427/32.8	68-174	.391	17-50	.340	51-60	.850	6	56	62	4.8	21	0	45	35	4	21	204	15.7
2021-22	31-31	1153/37.2	168-428	.393	59-160	.369	67-89	.753	12	148	160	5.2	64	0	103	71	7	63	462	14.9
2022-23	19-18	621/32.7	69-180	.383	38-94	.404	47-52	.904	5	61	66	3.5	38	0	63	38	6	33	223	11.7
TOTAL	126-123	4429/35.2	619-1529	.405	193-535	.361	346-422	.820	59	572	631	5.0	237	0	474	355	42	201	1777	14.1

CAREER HIGHS

Points
15, vs. UC Irvine (12-19-20)

Rebounds
N/A

Assists
1, vs. [2] New Mexico (3-7-22)

Steals
1, Four times
Last: vs. Boise State (1-15-22)

Blocks
N/A

Field Goals
5, vs. UC Irvine (12-19-20)

Field Goal Attempts
12, vs. UC Irvine (12-19-20)

3-Point Field Goals
5, vs. UC Irvine (12-19-20)

3-Point Field Goal Attempts
12, vs. UC Irvine (12-19-20)

Free Throws
2, vs. Utah State (1-13-22)

Free Throw Attempts
2, Twice
Last: at Boise State (2-5-22)

MISC. CAREER STATS

Double-figure scoring games: 1

Double-figure rebounding games: 0



#4 BAILEE CHYNOWETH

Junior
5-11
Guard
Austin, Texas
Westlake HS

Mountain West Scholar-Athlete (2020-21) & 2021-22
Mountain West All-Academic Team (2020-21)

As a Sophomore (2021-22)

Appeared in nine games, averaging 6.4 minutes in those contests... Scored in two games, hitting a three pointer against Nevada (1-19-22) and a pair of free throws against Utah State (1-13-22)... Played season high 17 minutes vs. Nevada... Earned scholarship midway through the season.

As a Freshman (2020-21)

Appeared in 10 games and made one start while averaging 9.9 minutes per game... Averaged 2.6 points per game... Came off the bench to score 15 points on five three-pointers against UC Irvine (12-19-20).. Earned the start in the following game and scored nine points in a season-high 31 minutes.

High School

Attended Westlake HS in Austin, Texas for her final three years of high school, earning All-District First Team honors all three years.... As a senior, was named to the TGCA All-State team and to the All-Region team and also earned her district's Defensive MVP award... As a junior, earned her team's defensive MVP award... As a sophomore, was named her team's offensive MVP... Helped her school win the district championship three years in a row, only losing one game in district over than span... A three-time academic award winner... Attended Edmonds Woodway HS in Edmonds, Wash. her freshmen season.

Personal

Born in Seattle, Wash. to Erika and Vic Chynoweth... Grew up in Edmonds, Wash. before moving to Austin, Texas prior to her sophomore year in high school... Lists Diana Taurasi as her favorite athlete... Plans to major in industrial and organizational psychology.

CAREER STATISTICS

Season	gp-gs	min/avg	Total		3-Point		F-Throws		Rebounds				Scoring							
			fg-fga	pct	fg-fga	pct	ft-fa	pct	off	def	tot	avg	pf	fo	ast	to	blk	stl	pts	avg
2020-21	10-1	99/9.9	9-32	.281	8-31	.258	0-0	.000	0	0	0	0.0	2	0	0	2	0	3	26	2.6
2021-22	9-0	58/6.4	1-14	.071	1-13	.077	2-4	.500	0	0	0	0.0	9	0	1	2	0	1	5	0.6
TOTAL	19-1	157/8.3	10-46	.217	9-44	.205	2-4	.500	0	0	0	0.0	11	0	1	4	0	4	31	1.6

CAREER HIGHS

Points
26, vs. Incarnate Word (11-25-20)*

Rebounds
9, Twice
Last: vs. Central Arkansas (11-28-20)*

Assists
5, vs. Kansas (1-10-22)*

Steals
3, Many times
Last: vs. Seattle (11-25-22)

Blocks
4, Twice
Last: vs. Oral Roberts (12-22-20)*

Field Goals
12, vs. Incarnate Word (11-25-20)*

Field Goal Attempts
17, vs. Incarnate Word (11-25-20)*

3-Point Field Goals
N/A

3-Point Field Goal Attempts
N/A

Free Throws
6, vs. Southern (12-16-18)*

Free Throw Attempts
10, vs. Southern (12-16-18)*


MISC. CAREER STATS

Double-figure scoring games: 22

Double figures scoring games (at SDSU): 8

Double-figure rebounding games: 0

* While at TCU



#5 YUMMY MORRIS

Senior

6-2

Forward

North Little Rock, Ark.

North Little Rock HS

Mountain West Player of the Week (Nov. 28, 2022)

Two-time All-Big-12 All-Academic Second Team

At TCU (2018-22)

Morris appeared in 107 games at TCU while making 23 starts... Averaged 4.6 points and 3.1 rebounds per game while shooting 45.8 percent from the floor and 75.4 percent from the line... As a senior, appeared in 28 games and made seven starts, averaging 5.1 points and 3.2 rebounds per game... In her junior year (2020-21) started 16 games and averaged 7.4 points, 4.5 rebounds while shooting 50.7 percent from the field and 87.2 percent from the line with a team-high 21 blocks... Scored a career-high 26 points against Incarnate Word... Was a two-time All-Big 12 Academic Second Team selection and graduated from TCU with a degree in fashion merchandising.

High School

Was a four-star prep prospect out of North Little Rock High School where she was ranked No. 74 in the nation by ESPN HoopGurlz... Helped her school win the 7A state championship as a sophomore and senior and make the championship game as a junior... Averaged 13.6 points and 11.2 rebounds as a senior and 14.5 points, 10.2 rebounds and 3.4 blocks as a junior... Earned multiple All-State First Team honors.

Personal

Yo'Myris "Yummy" Morris was born in Detroit, Michigan... She is the adopted sister of current Aztec Alex Crain, who also transferred from TCU... Lists LeBron James as her favorite athlete... Aspires to own a clothing brand that represents the taller community... Pursing a master's in liberal arts and sciences.

CAREER STATISTICS

Season	gp-gs	min/avg	Total		3-Point		F-Throws		Rebounds				Scoring							
			fg-fga	pct	fg-fga	pct	ft-fta	pct	off	def	tot	avg	pf	fo	ast	to	blk	stl	pts	avg
2018-19*	25-0	170/6.8	24-51	.471	0-0	.000	30-41	.732	19	34	53	2.1	26	0	3	22	18	6	78	3.1
2019-20*	29-0	255/8.8	37-86	.430	0-0	.000	14-20	.700	37	39	76	2.6	46	0	7	27	16	13	88	3.0
2020-21*	25-16	482/19.3	76-150	.507	0-0	.000	34-39	.872	36	77	113	4.5	55	1	17	39	21	10	186	7.4
2021-22*	28-7	456/16.3	59-141	.418	0-0	.000	26-38	.684	30	60	90	3.2	57	1	41	51	14	15	144	5.1
2022-23	19-19	461/24.3	66-125	.528	0-0	.000	21-35	.600	27	49	76	4.0	46	1	10	29	15	15	153	8.1
TOTAL	19-19	461/24.3	66-125	.528	0-0	.000	21-35	.600	27	49	76	4.0	46	1	10	29	15	15	153	8.1
All*	126-42	1824/14.5	262-553	.474	0-0	.000	125-173	.723	149	259	408	3.2	230	3	78	168	84	59	649	5.2

* at TCU



#11 JAIDA BROOKS

Freshman

5-6

Guard

Phoenix, Ariz.

PHH Prep

High School

Attended PHH Prep where she played alongside five other DI commits... Averaged 12.1 points, 4.5 assists, 3.0 rebounds and 2.6 steals as a senior and 12 points, six assists, four rebounds and two steals as a junior, helping her school go 38-3 In the 2018-19 season, she averaged 14.8 points, 2.7 steals and 2.6 assists per game while helping Mountain Pointe High School go 20-9 and 8-2 in league.

Personal

Born in Las Vegas to Alyssa and Eugene Brooks... Lists LeBron James as her favorite athlete... Majoring in business.

CAREER HIGHS

Points
24, Twice
Last: Air Force (1-22-21)

Rebounds
13, at Colorado State (12-10-20)

Assists
6, Three times
Last: vs. San Jose State (2-16-22)

Steals
4, Twice
Last: vs. San Diego Christian (11-9-22)

Blocks
2, at Boise State (2-5-22)

Field Goals
10, Air Force (1-22-21)

Field Goal Attempts
17, vs. Utah State (1-14-21)

3-Point Field Goals
6, Twice
Last: vs. Southeastern La. (11-15-22)

3-Point Field Goal Attempts
9, vs. Furman (11-27-21)

Free Throws
4, Three times
Last: vs. Colorado State (1-3-22)

Free Throw Attempts
6, vs. Utah State (1-14-21)

MISC. CAREER STATS


Career double-figure scoring games: 38

Double-figure scoring games at SDSU: 35

Career 20 point scoring games (all at SDSU): 7

Career double-figure rebounding games (all at SDSU): 5

Career double-doubles (all at SDSU): 3



#12 MERCEDES STAPLES

Senior
5-10
Guard
Centerville, Utah
Minnesota/Viewmont HS

Mountain West Scholar-Athlete (2020-21 & 2021-22)
Mountain West All-Academic Team (2020-21 & 2021-22)

As a Senior (2021-22)

Started 28 games and averaged 10.3 points, 4.0 rebounds and 2.0 assists... Set career-highs in field goal (.428) and three-point percentage (.392)... Scored in double-digits 16 times and topped 20 points on three occasions... Scored a season-high 21 points vs. Fresno State (2-19-22)... Had 20 points behind 6-of-9 shooting from three against Furman... Tied a career-high with six assists against San Jose State (2-16-22)... Ended year with a 37.7 career three-point percentage as an Aztec, the fifth best in program history... Averaged a career-high 33.8 minutes per game, the second most on the team... Played in 30 or more minutes in all but four games.

As a Junior (2020-21)

The only Aztec to start all 24 games, Staples averaged 11.5 points, a team-high 6.4 rebounds and 2.0 assists... Led the team with 29 made three-pointers while shooting 35.8 percent from deep... Scored in double-figures 13 times, tied for the team lead... Had three double-doubles and four games with 10 or more rebounds... Led the Aztecs in rebounding 13 times and in scoring eight times... Scored 20 or more points three times... Scored a career-high 24 points in back-to-back games... Second on the team in minutes per game (32.7)... Shot 82.1 percent from the free throw line (32-39)... Second on the team in assists (49) and steals (22).

At Minnesota (2018-19)

Staples appeared in 25 games and made two starts for the Golden Gophers as a freshman (2018-19) while averaging 3.4 points in 14.8 minutes... Had the best game of her career against Northern Iowa in the 2019 WNIT when she made four three-pointers, scored 14 points and dished out six assists... She appeared in eight games (one start) as a sophomore (2019-20) before deciding to transfer... Averaged 14.2 minutes, 2.6 points and 1.1 rebounds.

At Viewmont High School

A four-star 2018 recruit out of Viewmont High School in Bountiful, Utah, Staples was ranked as the No. 64 player in the country by ESPN.com... As a senior, averaged 22.4 points, 4.3 assists, 3.8 rebounds and 2.8 steals and helped her school reach the Class 5A quarterfinals... After the season was named a First Team All-State selection by the Salt Lake Tribune... Staples was a starter on varsity all four years and increased her scoring average from 11.8 points per game as a freshman to 16.6 as a sophomore and 18.1 as a junior... Was a three-time Class 5A All-State selection... Helped Viewmont High School reach the state championship game as a junior... Was recruited by LSU, Kansas State, Missouri, Clemson, Utah and Texas Tech before deciding to attend Minnesota... Also played soccer for two seasons as a center midfielder.

Personal

Born in Salt Lake City to Janet and Darin Staples... Hopes to be a coach when her playing career is over... Lists Diana Taurasi as her favorite player... Graduated in the spring of 2022 with a B.A. in interdisciplinary studies and is now working on a master of arts in liberal arts and sciences.

CAREER STATISTICS

Season	gp-gs		Total		3-Point		F-Throws		Rebounds				Scoring							
	gp	gs	fg-fga	pct	fg-fga	pct	ft-fga	pct	off	def	tot	avg	pts	fo	ast	to	blk	stl	pts	avg
2018-19*	25	2	32-94	.340	18-56	.321	4-7	.571	1	31	32	1.3	86	0	27	23	2	20	86	3.4
2019-20*	8	1	8-29	.276	3-14	.214	2-3	.667	2	7	9	1.1	21	0	7	5	1	8	21	2.6
2020-21	24	24	107-270	.396	29-81	.358	32-39	.821	14	140	154	6.4	275	0	49	48	4	22	275	11.5
2021-22	28	28	116-271	.428	40-102	.392	17-25	.680	8	104	112	4.0	289	0	55	35	5	31	289	10.3
2022-23	12	11	51-109	.468	25-54	.463	5-6	.833	3	50	53	4.4	132	0	26	17	1	21	132	11.0
TOTAL	64	63	274-650	.422	94-237	.397	54-70	.771	25	294	319	5.0	696	0	130	100	10	74	696	10.9
All*	97	66	314-773	.406	115-307	.375	60-80	.750	28	332	360	3.7	803	0	164	128	13	102	803	8.3

*at Minnesota

CAREER HIGHS

Points
13, vs. Nevada (2-9-22)

Rebounds
5, vs. Seattle (11-25-22)

Assists
3, vs. Nevada (2-9-22)

Steals
2, vs. San Diego Christian (11-9-22)

Blocks
N/A

Field Goals
4, Three times
Last: vs. Seattle (11-25-22)

Field Goal Attempts
9, Twice
Last: vs. San Diego Christian (11-9-22)

3-Point Field Goals
2, vs. Nevada (2-9-22)

3-Point Field Goal Attempts
4, vs. Nevada (2-9-22)

Free Throws
5, vs. Nevada (2-9-22)

Free Throw Attempts
6, vs. Nevada (2-9-22)

MISC. CAREER STATS
Double-figure scoring games: 2

Double-figure rebounding games: 0



#13 MEGHAN FISO

Junior
5-10
Guard
Seattle, Wash.
Michigan/Garfield HS

Mountain West Scholar-Athlete (2021-22)
Mountain West All-Academic Team (2021-22)

2021-22 Season

Appeared in 24 games off the bench... Averaged 1.4 points in 6.7 minutes per game... Had season-highs in points (13) and minutes (22) against Nevada (2-9-22)... Scored in seven games, totaling seven or more points on three occasions... Was 8-for-10 from the line.

At Michigan (2020-21)

Spent her freshman season at the University of Michigan where she appeared in seven games off the bench on a Wolverine squad that went 16-6 (9-4 in the Big Ten) and advanced to the first Sweet 16 in program history.

High School

A top 40 recruit according to Prospects Nation, she was named the 2020 AP Class 3A Player of the Year in Washington and was named the Seattle Times Player of the Year... As a senior, she averaged 24.7 points, 9.0 rebounds, 5.0 assists and 4.0 steals and helped lead Garfield High School (Seattle, Wash.) to a state championship while also securing the Tournament MVP award... prior to her senior year, attended West Seattle High School who she helped win back-to-back SeaKing District tournament championships and take third in the 2018 state tournament... As a junior, averaged 12.9 points and 7.2 rebounds and earned 3A All-Metro League first-team honors... In 2018 was also named the Pacific Northwest Basketball Officials Association Female Player of the Year.

Personal

Megan Fiso (FEE-zo) born in Seattle to Julie and Joe Fiso... Lists LeBron James as her favorite athlete... Majoring in communication.

CAREER STATISTICS

Season	gp-gs	min/avg	Total		3-Point		F-Throws		Rebounds				Scoring								
			fg-fga	pct	fg-fga	pct	ft-fla	pct	off	def	tot	avg	pf	fo	ast	to	blk	stl	pts	avg	
2020-21*	7-0	19/2.7	0-6	.000	0-3	.000	0-0	.000	0	4	4	0.6	0	0	2	1	0	0	0	0	0.0
2021-22	24-0	160/6.7	11-42	.262	4-14	.286	8-10	.800	7	9	16	0.7	9	0	9	11	0	3	34	1.4	
2022-23	8-0	123/15.4	19-45	.422	4-10	.400	2-5	.400	7	11	18	2.3	10	0	5	5	0	3	44	5.5	
TOTAL	32-0	283/8.8	30-87	.345	8-24	.333	10-15	.667	14	20	34	1.1	19	0	14	16	0	6	78	2.4	
All*	39-0	302/7.7	30-93	.323	8-27	.296	10-15	.667	14	24	38	1.0	19	0	16	17	0	6	78	2.0	

*at Michigan

CAREER HIGHS

Points
25 at Quinnipiac (1-3-21)*

Rebounds
7, Many times
Last: vs. San Diego Christian (11-9-22)

Assists
4, vs. San Diego Christian (11-9-22)

Steals
6, vs. Siena (3-10-21)*

Blocks
1, Many times*

Field Goals
10, at Quinnipiac (1-3-21)*

Field Goal Attempts
18, vs. Siena (3-10-21)*

3-Point Field Goals
4, vs. Manhattan (2-8-20)*

3-Point Field Goal Attempts
9, vs. Green Bay (12-15-19)*

Free Throws
5, Twice
Last: vs. Saint Peter's (3-5-21)*

Free Throw Attempts
7, at Central Michigan (11-30-19)

MISC. CAREER STATS

Double-figure scoring games: 23

Double-figure scoring games at SDSU: 1

Double-figure rebounding games: 0

* at Marist



#20 SARAH BARCELLO

Senior
5-11
Guard
Phoenix, Ariz
Marist/Seton Catholic Prep

All-MAAC Third Team (2020-21)
MAAC All-Championship Team (2019)
MAAC All-Academic Team (2018-19, 2019-2020 & 2020-21)

At Marist (2018-22)

Appeared in 74 games while making 57 starts at Marist... Averaged 7.6 points per game over that span and shot 34.9 percent from three, which is top ten all-time at Marist... Missed the 2021-22 season due to injury... Was an All-MAAC Third Team selection in 2020-21 after averaging a team-high 12.6 points per game and helping the Red Foxes win the MAAC Championship and make the NCAA Tournament... Scored in double figures 11 times, including a career-high 25 points at Quinnipiac... Averaged 13.7 points, 4.3 steals and 4.0 rebounds per game during the MAAC Championships... In 2019-20 as a sophomore, appeared in 24 games while making 21 starts and averaged 6.3 points on 43.9 shooting from the field in 21.3 minutes... In 2018-19, shot 41 percent from three and started 19 games while scoring 5.8 points per game... Was named to the MAAC All-Championship team after averaging 9.3 points in the 2019 conference tournament... Was a three-time MAAC All-Academic Team honoree.

High School

Attended Seton Catholic Prep in Chandler, Arizona, where she won three state championships... Was a two-time Arizona Division II Player of the Year and two-time 4A All-State First-Team selection... Averaged 16.0 points and 6.3 rebounds as a senior and 18.4 points and 7.1 rebounds as a junior... Was in the National Honors Society.

Personal

Born in Phoenix, Arizona... Her older sister Julia was the 2014 Gatorade State Player of the Year in Arizona and went on to play at Colgate while her brother Alex was a standout at BYU after spending two years at Arizona... Graduated from Marist with a psychology degree and is working towards a master's in education (counseling).

CAREER STATISTICS

Season	gp-gs		Total		3-Point		F-Throws		Rebounds				Scoring												
	gp	gs	fg-fga	pct	fg-fga	pct	ft-fta	pct	off	def	tot	avg	pf	fo	ast	to	blk	stl	pts	avg					
2018-19*	33	19	688	20.8	68	175	.389	48	117	.410	9	16	.563	12	54	66	2.0	33	0	25	25	1	18	193	5.8
2019-20*	24	21	510	21.3	58	132	.439	24	75	.320	12	23	.522	18	38	56	2.3	43	0	30	21	2	12	152	6.3
2020-21*	17	17	497	29.2	81	194	.418	23	80	.288	29	43	.674	18	58	76	4.5	25	0	26	31	3	25	214	12.6
2022-23	19	1	284	14.9	19	57	.333	11	42	.262	8	12	.667	18	30	48	2.5	17	0	15	8	2	12	57	3.0
TOTAL	19	1	284	14.9	19	57	.333	11	42	.262	8	12	.667	18	30	48	2.5	17	0	15	8	2	12	57	3.0
All*	93	58	1979	21.3	226	558	.405	106	314	.338	58	94	.617	66	180	246	2.6	118	0	96	85	8	67	616	6.6

* at Marist

CAREER HIGHS

Points
13, vs. Sacramento State (12-7-22)

Rebounds
6, Many times
Last: vs. San Diego Christian (11-9-22)

Assists
5, Twice
Last: at California Baptist (12-8-21)

Steals
7, vs. San Diego Christian (11-9-22)

Blocks
1, Three times
Last: at Boise State (2-28-21)

Field Goals
5, Twice
Last: vs. Sacramento State (12-7-22)

Field Goal Attempts
16, at Colorado State (12-10-20)

3-Point Field Goals
3, Twice
Last: vs. Nevada (1-5-23)

3-Point Field Goal Attempts
5, vs. Nevada (1-5-23)

Free Throws
4, at Colorado State (12-10-20)

Free Throw Attempts
6, at Colorado State (12-10-20)

MISC. CAREER STATS
Double-figure scoring games: 8

Double-figure scoring games at SDSU: 6

Double-figure rebounding games: 0

Double-Doubles: 0

*While at TCU



#21 ALEX CRAIN

Senior
5-9
Guard
McKinney, Texas
TCU/Dallas Thunder

Mountain West All-Academic Team (2020-21 & 2021-22)

As a Senior (2021-22)

Appeared in 20 games while making one start... Averaged 11.3 minutes per game... Scored a season-high seven points against UAB (11-22-21)... Topped 20 minutes three times, including a season-high 21 at Boise State (2-5-22)... Had a season-high five rebounds vs. Fresno State (2-19-22), her lone start of the year).

As a Junior (2020-21)

Appeared in 23 games and made 12 starts in her first season at SDSU... Averaged 4.0 points and 2.7 rebounds in 24.6 minutes per game... Scored in double-digits twice, including 12 points in the season opener against Washington (11-25-20)... Started the first 10 games of the year.

At TCU (2018-20)

Appeared in 48 games while averaging six minutes per game in her two years at TCU... Averaged 1.2 points, 0.5 rebounds and 0.3 assists per game... Helped TCU average 23 wins in her two seasons... Had career-high 11 points on 4-for-4 shooting (3-for-3 from three) along with four assists against Texas Tech her freshman season... In her final home game in 2020, scored a season-high seven points and dished out a career-high five assists against Oklahoma... Was named to the 2019-20 Academic All-Big 12 First Team.

High School

Was rated a three-star prospect by espnW and Prospects Nation... Was home schooled and played for the Dallas Thunder, a basketball organization for home-schooled students that competes as part of the National Christian HomeSchool Championships (NCHC)... Earned NCHC All-American and Big South All-Region honors three times... As a senior, averaged 19.5 points, seven rebounds, five assists and 2.5 steals per game and was named the Big South Region Player of the Year after helping lead the Thunder to the 18U Class 5A championship game... As a junior, averaged 15 points, eight rebounds, three assists and two steals per game, while helping the Thunder to a 18U class 8A title... Was named the Co-National Junior Offensive Player of the Year.

Personal

Graduated from TCU in two years with a degree in political science while majoring in philosophy... Earned a master's of business administration from SDSU in the spring of 2022 and is now working on a master of science in global business development.

CAREER STATISTICS

Season	Total		3-Point		F-Throws			Rebounds					Scoring							
	gp-gs	min/avg	fg-fga	pct	fg-fga	pct	ft-fga	pct	off	def	tot	avg	pf	fo	ast	to	blk	stl	pts	avg
2018-19*	23-0	148/6.4	13-37	.351	7-15	.467	4-4	1.000	5	12	17	0.7	13	0	6	6	1	2	37	1.6
2019-20*	25-0	141/5.6	7-37	.189	2-15	.133	5-10	.500	1	8	9	0.4	19	0	8	9	0	3	21	0.8
2020-21	23-12	565/24.6	35-128	.273	7-36	.194	15-26	.577	9	52	61	2.7	48	2	28	27	2	15	92	4.0
2021-22	20-1	226/11.3	11-43	.256	2-11	.182	2-3	.667	5	16	21	1.1	18	1	16	10	0	5	26	1.3
2022-23	18-4	373/20.7	30-78	.385	14-36	.389	17-26	.654	4	21	25	1.4	38	0	26	26	0	16	91	5.1
TOTAL	61-17	1164/19.1	76-249	.305	23-83	.277	34-55	.618	18	89	107	1.8	104	3	70	63	2	36	209	3.4
All*	109-17	1453/13.3	96-323	.297	32-113	.283	43-69	.623	24	109	133	1.2	136	3	84	78	3	41	267	2.4
at TCU*																				

CAREER HIGHS

Points
N/A

Rebounds
2, vs. San Diego Christian (11-9-22)

Assists
N/A

Steals
N/A

Blocks
N/A

Field Goals
N/A

Field Goal Attempts
1, vs. San Diego Christian (11-9-22)

3-Point Field Goals
N/A

3-Point Field Goal Attempts
1, vs. San Diego Christian (11-9-22)

Free Throws
N/A

Free Throw Attempts
N/A

MISC. CAREER STATS

Double-figure scoring games: 0

Double-figure rebounding games: 0



#22 NATALIJA GRIZELJ

Freshman
5-9
Guard
Sunnyvale, Calif.
Saint Francis HS

High School

Attended Saint Francis High School where she lettered all four years... As a senior, averaged 11.4 points, 4.6 rebounds, 2.5 assists with 61 made three-pointers... Was an all-state honorable mention selection... Was in the National Honors Society and graduated with honors.

Personal

Born in Stanford, California to Jelena and Blaz Grizelj... Her sister Mia plays at Saint Mary's... Lists Steph Curry as her favorite athlete... Enjoys going to the beach, working out and listening to music... Majoring in business and aspires to be an athletic trainer.

CAREER STATISTICS

Season	gp-gs	min/avg	Total		3-Point		F-Throws		Rebounds				Scoring								
			fg-fga	pct	fg-fga	pct	ft-fta	pct	off	def	tot	avg	pf	fo	ast	to	blk	stl	pts	avg	
2022-23	7-0	18/2.6	0-3	.000	0-3	.000	0-0	.000	0	2	2	0.3	0	0	0	2	0	0	0	0	0.0
TOTAL	7-0	18/2.6	0-3	.000	0-3	.000	0-0	.000	0	2	2	0.3	0	0	0	2	0	0	0	0	0.0

CAREER HIGHS

Points
22, at California Baptist (12-8-21)

Rebounds
11, Three times
Last: vs. Grambling State (11-22-22)

Assists
7, vs. Seattle (11-25-22)

Steals
4, Twice
Last: vs. Utah State (1-13-22)

Blocks
3, at Wyoming (1-30-21)

Field Goals
9, at California Baptist (12-8-21)

Field Goal Attempts
16, vs. Boise State (1-14-23)

3-Point Field Goals
1, at Colorado State (12-8-20)

3-Point Field Goal Attempts
2, at Colorado State (12-10-20)

Free Throws
4, Many times
Last: at California Baptist (12-8-21)


Free Throw Attempts
8, at Colorado State (12-10-20)

MISC. CAREER STATS

Double-figure scoring games: 18

Double-figure rebounding games: 6

Double-doubles: 3



#23 KIM VILLALOBOS

Junior
6-0
Guard/Forward
Los Angeles, Calif.
Chaminade HS

As a Sophomore (2021-22)

Appeared in 28 games and made six starts... Averaged 6.7 points and 5.6 rebounds in 17.5 minutes per game... Led the team with 48.8 field goal percentage... Scored in double-figures six times including a career-high 22 points on 9-for-13 shooting at California Baptist (12-8-21)... Had 10 or more rebounds five times and led the Aztecs in rebounding on nine occasions... Led the team in steals 10 times... For the second straight year, played for the El Salvador National Team following the season.

As a Freshman (2020-21)

Made the Mountain West All-Freshman Team... Averaged 6.6 points, 4.4 rebounds and 1.0 assist in 18.8 minutes per game... Scored in double-figures five times, including a season-high 16 at Colorado State (12-8-20)... Had a season-high 10 rebounds vs. Air Force (1-22-21)... Started eight games, including seven straight in conference play... Following the season played for the El Salvador National Team.

High School/International

Averaged 15 points and 12 rebounds per game as a senior at Chaminade HS... Was named to the All-Mission League First-Team as a senior... Helped her school reach the quarterfinals of the CIF Southern Section Division I championships... Previously attended Bishop Alemany HS where she averaged 19 points per game as a junior... Played with the El Salvador national team and was named the top Salvadoran basketball player in the US... Played for Team Taurasi for the California Storm AAU program on the prestigious Nike circuit with teammate Asia Avinger.

Personal

Kimberly Villalobos was born in Panorama City, Calif. to Silvia Estrada and Enock Villalobos... Lists Kobe Bryant as her favorite athlete and had the opportunity to work at the Mamba Sports Academy... Majoring in social work.

CAREER STATISTICS

Season	gp-gs		Total		3-Point		F-Throws		Rebounds				Scoring												
	gp	gs	fg-fga	pct	fg-fga	pct	ft-fa	pct	off	def	tot	avg	pf	fo	ast	to	blk	stl	pts	avg					
2020-21	22	8	413	18.8	52	148	.351	1	5	.200	41	71	.577	44	52	96	4.4	35	1	22	37	9	15	146	6.6
2021-22	28	6	491	17.5	79	162	.488	0	0	.000	30	56	.536	59	98	157	5.6	59	2	18	35	13	37	188	6.7
2022-23	19	19	415	21.8	65	136	.478	0	1	.000	26	46	.565	33	68	101	5.3	47	2	26	32	13	29	156	8.2
TOTAL	69	33	1319	19.1	196	446	.439	1	6	.167	97	173	.561	136	218	354	5.1	141	5	66	104	35	81	490	7.1

CAREER HIGHS

Points
23, at UC San Diego (12-1-22)

Rebounds
10, vs. Antelope Valley (11-12-22)

Assists
7, Twice
Last: at Utah State (12-31-22)

Steals
5, at Utah State (12-31-22)

Blocks
2, at UC San Diego (12-1-22)

Field Goals
9, at UC San Diego (12-1-22)

Field Goal Attempts
16, at Colorado State (1-16-23)

3-Point Field Goals
2, Twice
Last: at Colorado State (1-16-23)

3-Point Field Goal Attempts
7, at Colorado State (1-16-23)

Free Throws
12, vs. Antelope Valley (11-12-22)

Free Throw Attempts
12, vs. Antelope Valley (11-12-22)

MISC. CAREER STATS

Double-figure scoring games: 11

Double-figure scoring games at SDSU: 7

20-Point Games (all at SDSU): 2

Double-figure rebounding games (all at SDSU): 1

Double-Doubles (all at SDSU): 1



#24 ABBY PROHASKA

Senior
5-9
Guard
Liberty Township, Ohio
Lakota West HS

Two-time ACC Academic Honor Roll

At Notre Dame (2018-22)

Appeared in 74 games with the Fighting Irish, made 16 starts and played in nine NCAA Tournament games including both games of the 2019 Final Four as a freshman... Averaged 2.7 points, 2.3 rebounds and 1.2 assists in 15.2 minutes per game... In 2021-22, appeared in 20 games and shot a career-best 50.9 percent from the field and scored 3.6 points per game... In the 2020-21 season played in 16 games, while starting 13 of them, averaging 4.2 points in a career-high 21.2 minutes per game... Utilized a medical redshirt in the 2019-20 season after being diagnosed with a bilateral pulmonary embolism... As a freshman in 2018-19, appeared in 38 games with three starts and helped Notre Dame reach the national championship game while averaging 14.4 minutes per game... During their tournament run, she was the Fighting Irish's first guard off the bench and after the season was named the team's most improved player... Was named to the ACC Academic Honor Roll and the Dean's List twice... Was heavily involved with SAAC where she headed up the service branch... Graduated with a degree in visual communication while minoring in digital media marketing.

High School

Was a four-star prep prospect out of Lakota West High School where she was ranked No. 73 in the nation by ESPN HoopGurlz... During her four years there, the Firebirds lost just eight games and won the state championship in 2015... As a senior, she averaged 15.0 points, 6.4 rebounds and 4.2 steals and was named the District 15 and Greater Miami Conference Player of the Year... Set school records for career assists (267) and most steals in a single-season (100), and surpassed the 1,000 point mark for her career... Was named to the All-State First-Team twice and was an All-League First-Team selection three times... Played for Team USA at the 2016 FIBA U17 World Championships in Zaragoza Spain where they won a bronze medal... Also played soccer for two years and led her conference in goals scored as a freshman.

Personal

Abigail Prohaska (pro-HASK-kuh) was born in Cincinnati, Ohio to Melissa and Tom Prohaska... Her grandpa played baseball at Miami Ohio, her dad played football at Ashland University and her sister Maddie is a standout goalkeeper at Auburn... Lists Sue Bird as her favorite athlete... Pursuing a master's degree in liberal arts and sciences.

CAREER STATISTICS

Season	gp-gs	min/avg	Total		3-Point		F-Throws		Rebounds				Scoring							
			fg-fga	pct	fg-fga	pct	ft-fta	pct	off	def	tot	avg	pf	fo	ast	to	blk	stl	pts	avg
2018-19*	38-3	547/14.4	18-49	.367	2-7	.286	20-26	.769	25	44	69	1.8	58	0	43	30	1	30	58	1.5
2020-21*	16-13	339/21.2	27-67	.403	0-9	.000	13-16	.813	18	36	54	3.4	26	0	27	20	3	12	67	4.2
2021-22*	20-0	241/12.1	29-57	.509	2-7	.286	12-14	.857	20	30	50	2.5	23	1	16	15	2	13	72	3.6
2022-23	19-10	480/25.3	65-149	.436	7-35	.200	39-44	.886	28	49	77	4.1	41	0	37	47	3	33	176	9.3
TOTAL	19-10	480/25.3	65-149	.436	7-35	.200	39-44	.886	28	49	77	4.1	41	0	37	47	3	33	176	9.3
All*	93-26	1607/17.3	139-322	.432	11-58	.190	84-100	.840	91	159	250	2.7	148	1	123	112	9	88	373	4.0

* At Notre Dame

CAREER HIGHS

Points
32, vs. Texas Wesleyan (12-20-19)**

Rebounds
17, vs. SW New Mexico (11-18-19)**

Assists
5, Three times
Last: vs Wyoming (1-22-22)*

Steals
6, vs. Boise State (2-12-22)*

Blocks
2, Many times (2-12-22)*

Field Goals
15, vs. Texas Wesleyan (12-20-19)**

Field Goal Attempts
23, at Colorado State (2-9-22)*

3-Point Field Goals
1, Many times
Last: vs. San Diego State (2-2-22)*

3-Point Field Goal Attempts
4, at Western Kentucky (2-15-20)**

Free Throws
8, Twice
Last: vs. Boise State (2-12-22)*

Free Throw Attempts
11, vs. Boise State (2-12-22)*

MISC. CAREER STATS

Double-figure scoring games: 38

Double-figure rebounding games: 15

Double-Doubles: 13

* While at Utah State

** While at UT San Antonio



#32 ADRYANA QUEZADA

Senior
5-11
Forward
Frisco, Texas
Utah State/Lone Star HS

All-Mountain West Honorable Mention (at Utah State, 2021-22)
Mountain West Player of the Week (at Utah State, Feb. 14, 2022)
Two-time Conference USA Freshman of the Week (2019-20)

At Utah State (2021-22)

Was an All-Mountain West honorable selection after averaging 15.2 points and 7.9 rebounds per game... Shot 53.6 percent in her lone year at Utah State, which was third in the Mountain West... Finished fifth in the conference in scoring (15.2 ppg) and sixth in rebounding (7.9 rpg)... Averaged 20.4 points per game over her final 14 contests... Scored in double-digits in 15 of her final 16 games and in 19 of her 28 games on the year, including a season-best 30 points at Colorado State (Jan. 19)... Was the Mountain West Player of the Week award on Feb. 14... Had a team-high nine double-doubles.

At UT-San Antonio (2019-21)

Averaged 13.8 points and 6.9 rebounds across 29 games... Averaged 15.3 points and 10.0 rebounds in six games as a sophomore before missing the rest of the season due to injury... As a freshman, started 16 games while scoring 13.4 points per game... Was the Conference USA Freshman of the Week twice... Led the Roadrunners in field goal percentage both years.

High School

Attended Lone Star High School in Frisco, Texas where she teamed with current Aztec Mallory Adams for two seasons... As a senior, averaged 16.5 points and 7.0 rebounds while helping her team go 28-9 and 17-1 in league play... Earned All-State, All-Region, and All-District honors three times and scored over 1,000 points in her prep career... Played for Premier Basketball's "Team Lex," which won the 2017 Adidas National Championship and the 2018 Super 64 National Championship... Was in the National Honors Society and was an All-State Academic selection twice.

Personal

Adryana Quezada (Eh-dree-on-uh KAY-zah-duh) was born in Dallas, Texas... Lists Luka Doncic as her favorite player... Majored in integrated studies at Utah State... Aspires to be a video game designer.

CAREER STATISTICS

Season	gp-gs		Total		3-Point		F-Throws		Rebounds				Scoring							
	min/avg		fg-fga	pct	fg-fga	pct	ft-fa	pct	off	def	tot	avg	pf	fo	ast	to	blk	stl	pts	avg
2019-20*	23-16	650/28.3	126-257	.490	3-18	.167	53-79	.671	60	81	141	6.1	33	0	24	57	10	18	308	13.4
2020-21*	6-4	165/27.5	40-77	.519	0-1	.000	12-15	.800	24	36	60	10.0	9	0	3	13	1	9	92	15.3
2021-22*	28-22	824/29.4	180-336	.536	8-19	.421	57-81	.704	85	135	220	7.9	53	1	50	56	15	32	425	15.2
All*	57-42	1639/28.8	346-670	.516	11-38	.289	122-175	.697	169	252	421	7.4	95	1	77	126	26	59	825	14.5

* 2019-21 at UT San Antonio & 2021-22 at Utah State

All games

RECORD:	OVERALL	HOME	AWAY	NEUTRAL
ALL GAMES	14-5	10-1	3-3	1-1
CONFERENCE	4-2	2-1	2-1	0-0
NON-CONFERENCE	10-3	8-0	1-2	1-1

#	Player	gp-gs	min	avg	Total		3-Point		F-Throw		Rebounds				pf	dq	a	to	blk	stl	pts	avg		
					fg-fga	fg%	3fg-fga	3fg%	ft-fta	ft%	off	def	tot	avg										
01	Asia Avinger	14-13	409	29.2	63-125	.504	9-24	.375	31-52	.596	5	42	47	3.4	44	1	65	46	2	27	166	11.9		
02	Sophia Ramos	19-18	621	32.7	69-180	.383	38-94	.404	47-52	.904	5	61	66	3.5	38	0	63	38	6	33	223	11.7		
12	Mercedes Staples	12-11	362	30.2	51-109	.468	25-54	.463	5-6	.833	3	50	53	4.4	20	0	26	17	1	21	132	11.0		
24	Abby Prohaska	19-10	480	25.3	65-149	.436	7-35	.200	39-44	.886	28	49	77	4.1	41	0	37	47	3	33	176	9.3		
23	Kim Villalobos	19-19	415	21.8	65-136	.478	0-1	.000	26-46	.565	33	68	101	5.3	47	2	26	32	13	29	156	8.2		
05	Yummy Morris	19-19	461	24.3	66-125	.528	0-0	.000	21-35	.600	27	49	76	4.0	46	1	10	29	15	15	153	8.1		
13	Meghan Fiso	8-0	123	15.4	19-45	.422	4-10	.400	2-5	.400	7	11	18	2.3	10	0	5	5	0	3	44	5.5		
21	Alex Crain	18-4	373	20.7	30-78	.385	14-36	.389	17-26	.654	4	21	25	1.4	38	0	26	26	0	16	91	5.1		
00	Khylee Pepe	17-0	254	14.9	22-70	.314	2-12	.167	17-26	.654	25	25	50	2.9	33	1	13	18	8	12	63	3.7		
20	Sarah Barcello	19-1	284	14.9	19-57	.333	11-42	.262	8-12	.667	18	30	48	2.5	17	0	15	8	2	12	57	3.0		
22	Natalija Grizelj	7-0	18	2.6	0-3	.000	0-3	.000	0-0	.000	0	2	2	0.3	0	0	0	2	0	0	0	0.0		
Team											25	43	68											
Total.....		19	3800		469-1077	.435	110-311	.354	213-304	.701	180	451	631	33.2	334	5	286	287	50	201	1261	66.4		
Opponents.....		19	3800		364-988	.368	96-349	.275	222-292	.760	183	450	633	33.3	316	-	203	376	56	130	1046	55.1		

TEAM STATISTICS	SDSU	OPP	Date	Opponent	Score	Att.
SCORING	1261	1046	11/07/22	at Stanford	L 48-86	3012
Points per game	66.4	55.1	11/09/22	SAN DIEGO CHRISTIAN	w 81-30	0
Scoring margin	+11.3	-	11/12/22	ANTELOPE VALLEY	w 95-41	338
FIELD GOALS-ATT	469-1077	364-988	11/15/22	SOUTHEASTERN LA.	w 69-53	365
Field goal pct	.435	.368	11/18/22	PORTLAND	w 55-53	1490
3 POINT FG-ATT	110-311	96-349	11/22/22	GRAMBLING	w 66-41	1272
3-point FG pct	.354	.275	11/25/22	SEATTLE U	w 70-36	498
3-pt FG made per game	5.8	5.1	12/01/22	at UC San Diego	w 72-60	467
FREE THROWS-ATT	213-304	222-292	12/04/22	at San Francisco	L 56-65	0
Free throw pct	.701	.760	12/07/22	SACRAMENTO ST.	w 70-59	2102
F-Throws made per game	11.2	11.7	12/10/22	SAN DIEGO	w 68-45	1254
REBOUNDS	631	633	12/20/22	vs Miami (OH)	w 66-57	0
Rebounds per game	33.2	33.3	12/21/22	vs Georgia	L 44-63	434
Rebounding margin	-0.1	-	* 12/31/22	at Utah St.	w 89-55	317
ASSISTS	286	203	* 01/05/23	NEVADA	w 80-70	754
Assists per game	15.1	10.7	* 01/07/23	UNLV	L 70-76	1017
TURNOVERS	287	376	* 01/11/23	at Fresno St.	w 49-43	1555
Turnovers per game	15.1	19.8	* 01/14/23	BOISE ST.	w 55-42	706
Turnover margin	+4.7	-	* 01/16/23	at Colorado St.	L 58-71	1164
Assist/turnover ratio	1.0	0.5	* - Conference game			
STEALS	201	130				
Steals per game	10.6	6.8				
BLOCKS	50	56				
Blocks per game	2.6	2.9				
ATTENDANCE	9796	6949				
Home games-Avg/Game	11-891	6-1086				
Neutral site-Avg/Game	-	2-217				

Score by Periods	1st	2nd	3rd	4th	Totals
San Diego St.	307	310	347	297	1261
Opponents	253	229	301	263	1046

Conference games only

RECORD:	OVERALL	HOME	AWAY	NEUTRAL
ALL GAMES	4-2	2-1	2-1	0-0
CONFERENCE	4-2	2-1	2-1	0-0
NON-CONFERENCE	0-0	0-0	0-0	0-0

#	Player	gp-gs	min	avg	Total		3-Point		F-Throw		Rebounds				a	to	blk	stl	pts	avg		
					fg-fga	fg%	3fg-fga	3fg%	ft-fa	ft%	off	def	tot	avg							pf	dq
02	Sophia Ramos	6-6	215	35.8	23-67	.343	15-40	.375	21-24	.875	1	19	20	3.3	13	0	22	11	4	5	82	13.7
01	Asia Avinger	6-5	191	31.8	29-57	.509	2-11	.182	11-20	.550	3	19	22	3.7	19	0	34	18	1	11	71	11.8
23	Kim Villalobos	6-6	150	25.0	26-52	.500	0-1	.000	11-19	.579	11	24	35	5.8	14	1	3	9	3	10	63	10.5
24	Abby Prohaska	6-6	180	30.0	26-56	.464	4-14	.286	5-7	.714	5	17	22	3.7	13	0	15	13	0	15	61	10.2
05	Yummy Morris	6-6	154	25.7	24-38	.632	0-0	.000	4-6	.667	11	19	30	5.0	18	0	1	7	2	2	52	8.7
21	Alex Crain	6-1	109	18.2	9-23	.391	6-13	.462	4-6	.667	0	7	7	1.2	7	0	11	7	0	4	28	4.7
20	Sarah Barcello	6-0	107	17.8	10-23	.435	6-16	.375	1-2	.500	5	8	13	2.2	9	0	5	2	1	2	27	4.5
00	Khylee Pepe	6-0	80	13.3	6-23	.261	1-4	.250	2-2	1.000	6	8	14	2.3	8	0	5	6	1	4	15	2.5
12	Mercedes Staples	1-0	12	12.0	1-2	.500	0-1	.000	0-0	.000	0	1	1	1.0	0	0	0	0	0	0	2	2.0
22	Natalija Grizelj	1-0	2	2.0	0-1	.000	0-1	.000	0-0	.000	0	0	0	0.0	0	0	0	0	0	0	0	0.0
Team											6	15	21				6					
Total.....		6	1200		154-342	.450	34-101	.337	59-86	.686	48	137	185	30.8	101	1	96	79	12	53	401	66.8
Opponents.....		6	1200		125-312	.401	31-102	.304	76-94	.809	56	141	197	32.8	93	-	63	106	16	37	357	59.5

TEAM STATISTICS	SDSU	OPP	Date	Opponent	Score	Att.
SCORING	401	357	* 12/31/22	at Utah St.	w 89-55	317
Points per game	66.8	59.5	* 01/05/23	NEVADA	w 80-70	754
Scoring margin	+7.3	-	* 01/07/23	UNLV	L 70-76	1017
FIELD GOALS-ATT	154-342	125-312	* 01/11/23	at Fresno St.	w 49-43	1555
Field goal pct	.450	.401	* 01/14/23	BOISE ST.	w 55-42	706
3 POINT FG-ATT	34-101	31-102	* 01/16/23	at Colorado St.	L 58-71	1164
3-point FG pct	.337	.304	* - Conference game			
3-pt FG made per game	5.7	5.2				
FREE THROWS-ATT	59-86	76-94				
Free throw pct	.686	.809				
F-Throws made per game	9.8	12.7				
REBOUNDS	185	197				
Rebounds per game	30.8	32.8				
Rebounding margin	-2.0	-				
ASSISTS	96	63				
Assists per game	16.0	10.5				
TURNOVERS	79	106				
Turnovers per game	13.2	17.7				
Turnover margin	+4.5	-				
Assist/turnover ratio	1.2	0.6				
STEALS	53	37				
Steals per game	8.8	6.2				
BLOCKS	12	16				
Blocks per game	2.0	2.7				
ATTENDANCE	2477	3036				
Home games-Avg/Game	3-826	3-1012				
Neutral site-Avg/Game	-	0-0				

Score by Periods	1st	2nd	3rd	4th	Totals
San Diego St.	114	88	124	75	401
Opponents	73	78	99	107	357

TEAM STATISTICS

Opponent	Date	Score		Total		3-Pointers		Free throws		Rebounds				pf	a	t/o	blk	stl	pts	avg
				fg-fga	pct	3fg-fga	pct	ft-fta	pct	off	def	tot	avg							
at Stanford	11/07/22	48-86	L	18-57	.316	5-16	.313	7-13	.538	7	16	23	23.0	17	9	11	0	5	48	48.0
SAN DIEGO CHRISTIAN	11/09/22	81-30	W	32-84	.381	6-30	.200	11-22	.500	24	31	55	39.0	24	21	15	3	27	81	64.5
ANTELOPE VALLEY	11/12/22	95-41	W	28-61	.459	5-16	.313	34-43	.791	17	38	55	44.3	16	15	19	4	10	95	74.7
SOUTHEASTERN LA.	11/15/22	69-53	W	29-57	.509	10-19	.526	1-1	1.000	6	31	37	42.5	19	18	17	4	8	69	73.2
PORTLAND	11/18/22	55-53	W	18-59	.305	6-17	.353	13-18	.722	13	20	33	40.6	17	12	17	4	11	55	69.6
GRAMBLING	11/22/22	66-41	W	25-50	.500	4-10	.400	12-17	.706	7	27	34	39.5	10	21	13	2	12	66	69.0
SEATTLE U	11/25/22	70-36	W	29-60	.483	3-15	.200	9-13	.692	10	26	36	39.0	15	17	9	2	17	70	69.1
at UC San Diego	12/01/22	72-60	W	28-56	.500	6-15	.400	10-13	.769	7	24	31	38.0	20	18	17	7	10	72	69.5
at San Francisco	12/04/22	56-65	L	22-48	.458	4-8	.500	8-14	.571	6	26	32	37.3	23	9	25	3	10	56	68.0
SACRAMENTO ST.	12/07/22	70-59	W	27-60	.450	8-13	.615	8-9	.889	14	21	35	37.1	17	12	13	1	7	70	68.2
SAN DIEGO	12/10/22	68-45	W	24-48	.500	11-17	.647	9-13	.692	3	22	25	36.0	21	18	17	5	11	68	68.2
vs Miami (OH)	12/20/22	66-57	W	20-46	.435	2-11	.182	24-30	.800	7	21	28	35.3	16	7	12	1	8	66	68.0
vs Georgia	12/21/22	44-63	L	15-49	.306	6-23	.261	8-12	.667	11	11	22	34.3	18	13	23	2	12	44	66.2
at Utah St.	12/31/22	89-55	W	35-62	.565	7-22	.318	12-19	.632	6	26	32	34.1	11	24	11	2	12	89	67.8
NEVADA	01/05/23	80-70	W	31-56	.554	9-17	.529	9-12	.750	6	22	28	33.7	18	19	15	5	9	80	68.6
UNLV	01/07/23	70-76	L	29-68	.426	3-24	.125	9-15	.600	10	20	30	33.5	20	13	8	2	6	70	68.7
at Fresno St.	01/11/23	49-43	W	18-49	.367	5-12	.417	8-12	.667	9	22	31	33.4	18	12	15	1	11	49	67.5
BOISE ST.	01/14/23	55-42	W	21-58	.362	5-11	.455	8-12	.667	10	24	34	33.4	16	15	15	2	13	55	66.8
at Colorado St.	01/16/23	58-71	L	20-49	.408	5-15	.333	13-16	.813	7	23	30	33.2	18	13	15	0	2	58	66.4
San Diego St.		1261		469-1077	.435	110-311	.354	213-304	.701	180	451	631	33.2	334	286	287	50	201	1261	66.4
Opponents		1046		364-988	.368	96-349	.275	222-292	.760	183	450	633	33.3	316	203	376	56	130	1046	55.1

Games played: 19
 Points/game: 66.4
 FG Pct: 43.5
 3FG Pct: 35.4
 FT Pct: 70.1

Rebounds/game: 33.2
 Assists/game: 15.1
 Turnovers/game: 15.1
 Assist/turnover ratio: 1.0
 Steals/game: 10.6
 Blocks/game: 2.6

Home games

RECORD:	OVERALL	HOME	AWAY	NEUTRAL
ALL GAMES	10-1	10-1	0-0	0-0
CONFERENCE	2-1	2-1	0-0	0-0
NON-CONFERENCE	8-0	8-0	0-0	0-0

#	Player	gp-gs	min	avg	Total		3-Point		F-Throw		Rebounds				pf	dq	a	to	blk	stl	pts	avg
					fg-fga	fg%	3fg-fga	3fg%	ft-fa	ft%	off	def	tot	avg								
12	Mercedes Staples	8-8	241	30.1	39-81	.481	22-44	.500	3-3	1.000	3	30	33	4.1	15	0	18	11	1	13	103	12.9
01	Asia Avinger	7-7	189	27.0	35-65	.538	5-10	.500	15-25	.600	3	23	26	3.7	24	0	39	16	2	13	90	12.9
02	Sophia Ramos	11-11	366	33.3	44-102	.431	23-56	.411	26-28	.929	3	34	37	3.4	22	0	36	23	5	19	137	12.5
05	Yummy Morris	11-11	276	25.1	47-87	.540	0-0	.000	15-25	.600	17	30	47	4.3	29	1	6	21	11	13	109	9.9
23	Kim Villalobos	11-11	254	23.1	42-85	.494	0-0	.000	15-28	.536	21	45	66	6.0	26	1	25	20	9	21	99	9.0
24	Abby Prohaska	11-5	251	22.8	28-78	.359	2-17	.118	20-20	1.000	18	26	44	4.0	22	0	21	22	0	17	78	7.1
13	Meghan Fiso	6-0	102	17.0	14-35	.400	2-6	.333	2-4	.500	7	9	16	2.7	7	0	5	5	0	3	32	5.3
21	Alex Crain	11-2	212	19.3	20-45	.444	9-20	.450	9-14	.643	3	16	19	1.7	24	0	17	18	0	13	58	5.3
00	Khylee Pepe	9-0	134	14.9	14-45	.311	0-6	.000	11-18	.611	16	12	28	3.1	13	1	6	8	5	10	39	4.3
20	Sarah Barcello	11-0	161	14.6	10-36	.278	7-28	.250	7-10	.700	16	27	43	3.9	11	0	8	2	1	9	34	3.1
22	Natalija Grizelj	4-0	14	3.5	0-2	.000	0-2	.000	0-0	.000	0	2	2	0.5	0	0	0	2	0	0	0	0.0
Team											13	28	41					10				
Total.....		11	2200		293-661	.443	70-189	.370	123-175	.703	120	282	402	36.5	193	3	181	158	34	131	779	70.8
Opponents.....		11	2200		189-575	.329	49-198	.247	119-169	.704	116	259	375	34.1	177	-	100	232	31	74	546	49.6

Score by Periods	1st	2nd	3rd	4th	Totals
San Diego St.	200	193	199	187	779
Opponents	116	118	163	149	546

Road & Neutral

RECORD:	OVERALL	HOME	AWAY	NEUTRAL
ALL GAMES	4-4	0-0	3-3	1-1
CONFERENCE	2-1	0-0	2-1	0-0
NON-CONFERENCE	2-3	0-0	1-2	1-1

#	Player	gp-gs	min	avg	Total		3-Point		F-Throw		Rebounds				pf	dq	a	to	blk	stl	pts	avg
					fg-fga	fg%	3fg-fga	3fg%	ft-fa	ft%	off	def	tot	avg								
24	Abby Prohaska	8-5	229	28.6	37-71	.521	5-18	.278	19-24	.792	10	23	33	4.1	19	0	16	25	3	16	98	12.3
01	Asia Avinger	7-6	220	31.4	28-60	.467	4-14	.286	16-27	.593	2	19	21	3.0	20	1	26	30	0	14	76	10.9
02	Sophia Ramos	8-7	255	31.9	25-78	.321	15-38	.395	21-24	.875	2	27	29	3.6	16	0	27	15	1	14	86	10.8
12	Mercedes Staples	4-3	121	30.3	12-28	.429	3-10	.300	2-3	.667	0	20	20	5.0	5	0	8	6	0	8	29	7.3
23	Kim Villalobos	8-8	161	20.1	23-51	.451	0-1	.000	11-18	.611	12	23	35	4.4	21	1	1	12	4	8	57	7.1
13	Meghan Fiso	2-0	21	10.5	5-10	.500	2-4	.500	0-1	.000	0	2	2	1.0	3	0	0	0	0	0	12	6.0
05	Yummy Morris	8-8	185	23.1	19-38	.500	0-0	.000	6-10	.600	10	19	29	3.6	17	0	4	8	4	2	44	5.5
21	Alex Crain	7-2	161	23.0	10-33	.303	5-16	.313	8-12	.667	1	5	6	0.9	14	0	9	8	0	3	33	4.7
00	Khylee Pepe	8-0	120	15.0	8-25	.320	2-6	.333	6-8	.750	9	13	22	2.8	20	0	7	10	3	2	24	3.0
20	Sarah Barcello	8-1	123	15.4	9-21	.429	4-14	.286	1-2	.500	2	3	5	0.6	6	0	7	6	1	3	23	2.9
22	Natalija Grizelj	3-0	4	1.3	0-1	.000	0-1	.000	0-0	.000	0	0	0	0.0	0	0	0	0	0	0	0	0.0
Team											12	15	27					9				
Total.....		8	1600		176-416	.423	40-122	.328	90-129	.698	60	169	229	28.6	141	2	105	129	16	70	482	60.2
Opponents.....		8	1600		175-413	.424	47-151	.311	103-123	.837	67	191	258	32.2	139	-	103	144	25	56	500	62.5

Score by Periods	1st	2nd	3rd	4th	Totals
San Diego St.	107	117	148	110	482
Opponents	137	111	138	114	500

Games won

RECORD:	OVERALL	HOME	AWAY	NEUTRAL
ALL GAMES	14-0	10-0	3-0	1-0
CONFERENCE	4-0	2-0	2-0	0-0
NON-CONFERENCE	10-0	8-0	1-0	1-0

#	Player	gp-gs	min	avg	Total		3-Point		F-Throw		Rebounds				pf	dq	a	to	blk	stl	pts	avg
					fg-fga	fg%	3fg-fga	3fg%	ft-fa	ft%	off	def	tot	avg								
02	Sophia Ramos	14-14	456	32.6	56-127	.441	31-70	.443	35-38	.921	2	51	53	3.8	27	0	46	29	6	25	178	12.7
12	Mercedes Staples	9-9	280	31.1	42-89	.472	22-46	.478	4-5	.800	3	37	40	4.4	16	0	20	12	1	16	110	12.2
01	Asia Avinger	10-9	282	28.2	41-84	.488	6-12	.500	28-43	.651	3	33	36	3.6	28	0	51	29	1	20	116	11.6
24	Abby Prohaska	14-7	343	24.5	49-107	.458	5-24	.208	31-34	.912	21	38	59	4.2	27	0	33	32	2	26	134	9.6
05	Yummy Morris	14-14	336	24.0	56-100	.560	0-0	.000	18-29	.621	21	35	56	4.0	34	1	9	24	14	14	130	9.3
23	Kim Villalobos	14-14	312	22.3	47-98	.480	0-0	.000	15-29	.517	23	54	77	5.5	34	2	25	25	11	26	109	7.8
21	Alex Crain	13-3	281	21.6	25-61	.410	11-27	.407	11-16	.688	3	20	23	1.8	28	0	21	20	0	16	72	5.5
13	Meghan Fiso	7-0	110	15.7	15-37	.405	3-7	.429	2-4	.500	7	10	17	2.4	10	0	5	5	0	3	35	5.0
00	Khylee Pepe	12-0	187	15.6	20-59	.339	1-8	.125	16-24	.667	22	22	44	3.7	22	1	9	10	6	10	57	4.8
20	Sarah Barcello	14-0	197	14.1	14-41	.341	8-28	.286	8-12	.667	15	26	41	2.9	12	0	10	6	2	10	44	3.1
22	Natalija Grizelj	5-0	16	3.2	0-3	.000	0-3	.000	0-0	.000	0	2	2	0.4	0	0	0	2	0	0	0	0.0
Team											19	27	46				11					
Total.....		14	2800		365-806	.453	87-225	.387	168-234	.718	139	355	494	35.3	238	4	229	205	43	166	985	70.4
Opponents.....		14	2800		236-715	.330	64-254	.252	149-202	.738	135	317	452	32.3	229	-	128	301	38	95	685	48.9

Score by Periods	1st	2nd	3rd	4th	Totals
San Diego St.	249	241	265	230	985
Opponents	168	140	198	179	685

Games lost

RECORD:	OVERALL	HOME	AWAY	NEUTRAL
ALL GAMES	0-5	0-1	0-3	0-1
CONFERENCE	0-2	0-1	0-1	0-0
NON-CONFERENCE	0-3	0-0	0-2	0-1

#	Player	gp-gs	min	avg	Total		3-Point		F-Throw		Rebounds				pf	dq	a	to	blk	stl	pts	avg
					fg-fga	fg%	3fg-fga	3fg%	ft-fa	ft%	off	def	tot	avg								
01	Asia Avinger	4-4	127	31.8	22-41	.537	3-12	.250	3-9	.333	2	9	11	2.8	16	1	14	17	1	7	50	12.5
23	Kim Villalobos	5-5	103	20.6	18-38	.474	0-1	.000	11-17	.647	10	14	24	4.8	13	0	1	7	2	3	47	9.4
02	Sophia Ramos	5-4	165	33.0	13-53	.245	7-24	.292	12-14	.857	3	10	13	2.6	11	0	17	9	0	8	45	9.0
13	Meghan Fiso	1-0	13	13.0	4-8	.500	1-3	.333	0-1	.000	0	1	1	1.0	0	0	0	0	0	0	9	9.0
24	Abby Prohaska	5-3	137	27.4	16-42	.381	2-11	.182	8-10	.800	7	11	18	3.6	14	0	4	15	1	7	42	8.4
12	Mercedes Staples	3-2	82	27.3	9-20	.450	3-8	.375	1-1	1.000	0	13	13	4.3	4	0	6	5	0	5	22	7.3
05	Yummy Morris	5-5	125	25.0	10-25	.400	0-0	.000	3-6	.500	6	14	20	4.0	12	0	1	5	1	1	23	4.6
21	Alex Crain	5-1	92	18.4	5-17	.294	3-9	.333	6-10	.600	1	1	2	0.4	10	0	5	6	0	0	19	3.8
20	Sarah Barcello	5-1	87	17.4	5-16	.313	3-14	.214	0-0	.000	3	4	7	1.4	5	0	5	2	0	2	13	2.6
00	Khylee Pepe	5-0	67	13.4	2-11	.182	1-4	.250	1-2	.500	3	3	6	1.2	11	0	4	8	2	2	6	1.2
22	Natalija Grizelj	2-0	2	1.0	0-0	.000	0-0	.000	0-0	.000	0	0	0	0.0	0	0	0	0	0	0	0	0.0
Team											6	16	22				8					
Total.....		5	1000		104-271	.384	23-86	.267	45-70	.643	41	96	137	27.4	96	1	57	82	7	35	276	55.2
Opponents.....		5	1000		128-273	.469	32-95	.337	73-90	.811	48	133	181	36.2	87	-	75	75	18	35	361	72.2

Score by Periods	1st	2nd	3rd	4th	Totals
San Diego St.	58	69	82	67	276
Opponents	85	89	103	84	361

Aztec Individual Highs**Points**

25, Asia Avinger vs. UNLV (1-7-23)
 25, Asia Avinger vs. Miami (Ohio) (12-20-22)

Field Goals Made

12, Asia Avinger vs. UNLV (1-7-23)

Field Goals Attempted

18, Asia Avinger vs. UNLV (1-7-23)

Field Goal Percentage (min. 5 made)

1.000 (6-6), Yummy Morris vs. Nevada (1-5-23)
 1.000 (5-5), Yummy Morris at Utah State (12-31-22)
 1.000 (5-5), Alex Crain vs. Sacramento State (12-7-22)

3-Point Field Goals Made

6, Mercedes Staples vs. Southeastern Louisiana (11-15-22)

3-Point Field Goals Attempted

8, Mercedes Staples vs. Portland (11-18-22)

3-Pt Field Goal Percentage (min. 3 made)

1.000 (6-6), Mercedes Staples vs. Southeastern Louisiana (11-15-22)

Free Throws Made

12, Abby Prohaska vs. Antelope Valley (11-12-22)

Free Throws Attempted

12, Abby Prohaska vs. Antelope Valley (11-12-22)

Free Throw Percentage (min 6 made)

1.000 (12-12), Abby Prohaska vs. Antelope Valley (11-12-22)

Rebounds

13, Khylee Pepe vs. San Diego Christian (11-9-22)

Assists

9, Asia Avinger vs. Nevada (1-5-23)

Steals

7, Alex Crain vs. San Diego Christian (11-9-22)

Blocked Shots

3, Sophia Ramos vs. Nevada (1-5-23)

Turnovers

7, Asia Avinger at UC San Diego (12-1-22)

Minutes

40, Sophia Ramos vs. UNLV (1-7-23)

Aztec Team Highs

Points	95	vs. Antelope Valley (11-12-22)
Field Goals Made	35	at Utah State (12-31-22)
Field Goal Attempts	84	vs. San Diego Christian (11-9-22)
Field Goal Percentage	.565 (35-62)	at Utah State (12-31-22)
3-pt Field Goals Made	11	vs. San Diego (12-10-22)
3-pt Field Goals Attempted	30	vs. San Diego Christian (11-9-22)
3-pt FG Percentage (Min 10 Att)	.647 (11-17)	vs. San Diego (12-10-22)
Free Throws Made	34	vs. Antelope Valley (11-12-22)
Free Throw Attempts	43	vs. Antelope Valley (11-12-22)
FT Percentage (Min 10 att.)	.813 (13-16)	at Colorado State (1-16-23)
Rebounds	55	vs. Antelope Valley (11-12-22)
		vs. San Diego Christian (11-9-22)
Assists	24	at Utah State (12-31-22)
Steals	27	vs. San Diego Christian (11-9-22)
Blocked Shots	7	at UC San Diego (12-1-22)
Turnovers	25	vs. San Francisco (12-4-22)
Fouls	24	vs. San Diego Christian (11-9-22)

Aztec Team Lows

Points	44	vs. Georgia (12-21-22)
Field Goals Made	15	vs. Georgia (12-21-22)
Field Goal Attempts	46	vs. Miami Ohio (12-20-22)
Field Goal Percentage	.305 (18-59)	vs. Portland (11-18-22)
3-pt Field Goals Made	2	vs. Miami Ohio (12-20-22)
3-pt Field Goals Attempted	8	vs. San Francisco (12-4-22)
3-pt Field Goal Percentage	.125 (3-24)	vs. UNLV (1-7-23)
Free Throws Made	1	vs. Southeastern Louisiana (11-15-22)
Free Throws Attempted	1	vs. Southeastern Louisiana (11-15-22)
FT Percentage (Min 10 att.)	.500 (11-22)	vs. San Diego Christian (11-9-22)
Rebounds	22	vs. Georgia (12-21-22)
Assists	7	vs. Miami Ohio (12-20-22)
Steals	2	at Colorado State (1-16-23)
Blocked Shots	0	at Colorado State (1-16-23)
		at No. 2 Stanford (11-7-22)
Turnovers	8	vs. UNLV (1-7-23)
Fouls	10	vs. Grambling State (11-22-22)

Aztec Scoring

First Half High	51	vs. Antelope Valley (11-12-22)
First Quarter High	24	at Utah State (12-31-22)
Second Quarter High	28	vs. Antelope Valley (11-12-22)
Second Half High	44	at Utah State (12-31-22)
		vs. Antelope Valley (11-12-22)
Third Quarter High	31	at Utah State (12-31-22)
Fourth Quarter High	26	at UC San Diego (12-1-22)
First Half Low	16	vs. Georgia (12-21-22)
		at No. 2 Stanford (11-7-22)
First Quarter Low	4	at No. 2 Stanford (11-7-22)
Second Quarter Low	3	vs. Boise State (1-14-23)
Second Half Low	24	at Fresno State (1-11-23)
		vs. San Francisco (12-4-22)
Third Quarter Low	10	vs. Sacramento State (12-7-22)
Fourth Quarter Low	8	at Colorado State (1-16-23)
Largest Halftime Lead	38 (51-13)	vs. Antelope Valley (11-12-22)
Largest Halftime Deficit	26 (16-42)	at No. 2 Stanford (11-7-22)
Largest Margin of Victory	54 (95-41)	vs. Antelope Valley (11-12-22)
Largest Loss	38 (48-86)	at No. 2 Stanford (11-7-22)
Largest Deficit in a Win	11 (21-32)	at UC San Diego (12-1-22)
Largest Lead in a Loss	9 (21-12)	vs. UNLV (1-7-23)

Opponent Team Highs

Points	85	at No. 2 Stanford (11-7-22)
Field Goals Made	32	at No. 2 Stanford (11-7-22)
Field Goal Attempts	62	vs. San Francisco (12-4-22)
		at No. 2 Stanford (11-7-22)
Field Goal Percentage	.519 (27-52)	at Colorado State (1-16-23)
3-pt Field Goals Made	11	at No. 2 Stanford (11-7-22)
3-pt Field Goals Attempts	30	at No. 2 Stanford (11-7-22)
3-pt FG Percentage (Min 10 Att)	.500 (6-12)	vs. Miami Ohio (12-20-22)
Free Throws Made	18	vs. UNLV (1-7-23)
Free Throws Attempts	23	vs. San Diego (12-10-22)
FT Percentage (Min 10 att.)	.929 (13-14)	at Fresno State (1-11-23)
		.929 (13-14) vs. Sacramento State (12-7-22)
Rebounds	50	at No. 2 Stanford (11-7-22)
Assists	26	at No. 2 Stanford (11-7-22)
Steals	12	vs. Nevada (1-5-23)
		vs. Portland (11-18-22)
Blocked Shots	7	vs. Boise State (1-14-23)
		at No. 2 Stanford (11-7-22)
Turnovers	37	vs. San Diego Christian (11-9-22)
Fouls	28	vs. Antelope Valley (11-12-22)

Opponent Team Lows

Points	30	vs. San Diego Christian (11-9-22)
Field Goals Made	10	vs. San Diego Christian (11-9-22)
Field Goal Attempts	44	at Fresno State (1-11-23)
		vs. Miami Ohio (12-20-22)
		vs. Georgia (12-21-22)
		vs. Seattle (11-25-22)
Field Goal Percentage	.213 (10-47)	vs. San Diego Christian (11-9-22)
3-pt Field Goals Made	1	vs. San Diego Christian (11-9-22)
3-pt Field Goal Attempts	8	vs. Georgia (12-21-22)
3-pt Field Goal Percentage	.083 (1-12)	vs. San Diego Christian (11-9-22)
Free Throws Made	3	vs. Grambling State (11-22-22)
Free Throw Attempts	4	vs. Grambling State (11-22-22)
FT Percentage (Min 10 att.)	.500 (8-16)	vs. Southeastern Louisiana (11-15-22)
Rebounds	25	at Colorado State (1-16-23)
		vs. Miami Ohio (12-20-22)
		vs. Southeastern Louisiana (11-15-22)
Assists	4	vs. Grambling State (11-22-22)
		vs. San Diego Christian (11-9-22)
Steals	1	vs. Boise State (1-14-23)
Blocked Shots	0	vs. UNLV (1-7-23)
Turnovers	5	at Colorado State (1-16-23)
Fouls	10	vs. Southeastern Louisiana (11-15-22)

Opponent Scoring

First Half High	42	at No. 2 Stanford (11-7-22)
First Quarter High	25	at No. 2 Stanford (11-7-22)
Second Quarter High	22	vs. UNLV (1-7-23)
Second Half High	44	at No. 2 Stanford (11-7-22)
Third Quarter High	27	at No. 2 Stanford (11-7-22)
Fourth Quarter High	23	vs. Nevada (1-5-23)
First Half Low	10	vs. San Diego Christian (11-9-22)
First Quarter Low	3	vs. San Diego (12-10-22)
Second Quarter Low	5	vs. Seattle (11-25-22)
		vs. San Diego Christian (11-9-22)
Second Half Low	18	vs. Grambling State (11-22-22)
Third Quarter Low	9	vs. Grambling State (11-22-22)
		vs. San Diego Christian (11-9-22)
Fourth Quarter Low	3	vs. Southeastern Louisiana (11-15-22)
Largest Halftime Lead	26 (42-16)	at No. 2 Stanford (11-7-22)
Largest Halftime Deficit	38 (13-51)	vs. Antelope Valley (11-12-22)
Largest Margin of Victory	38 (86-48)	at No. 2 Stanford (11-7-22)
Largest Loss	54 (41-95)	vs. Antelope Valley (11-12-22)
Largest Deficit in a Win	9 (12-21)	vs. UNLV (1-7-23)
Largest Lead in a Loss	11 (32-21)	at UC San Diego (12-1-22)

2022-23 MISCELLANEOUS STATS

► THE LAST TIME AN AZTEC...

Scored 20-24 points

21, Abby Prohaska, 1-16-23 at Colorado State

Scored 25-29 points

25, Asia Avinger, 1-7-23 vs. UNLV

Scored 30-39 points

30, Asia Avinger, 1-15-22 vs. Boise State

Scored 40+ points

41, Chana Perry, 1-2-88 vs. Northern Illinois

Had 20+ rebounds

27, Chana Perry, 11-25-88 vs. Alabama State

Had 15-19 rebounds

16, Mallory Adams, 3-11-19 vs. [2] New Mexico

Had 10-14 rebounds

11, Kim Villalobos, 11-22-22 vs. Grambling State

Had 10+ assists

10, Sophia Ramos, 2-16-21 vs. UNLV

Had A Double-Double

Kim Villalobos, 10 points, 11 rebounds, 11-22-22 vs. Grambling State

Had A Triple-Double

Chelsea Hopkins, 13 points, 11 rebounds, 12 assists, 3-9-13 vs. Boise State

► The Last Time San Diego State...

Had two players score 20 points in the same game

Asia Avinger (30) & Mallory Adams (25), 1-15-22 vs. Boise State

Had two players with a double-double in the same game

Mallory Adams (13 points & 10 rebounds) & Kim Villalobos (13 points & 10 rebounds)
2-16-22 vs. San Jose State

Scored 100+ points

101, vs. Colorado State (101-62), 1-25-92

Allowed 100+ points

104, vs. UCLA (56-104), 12-11-98

Won by 20+ points

34, at Utah State (89-55), 12-31-22)

Won by 30+ points

34, at Utah State (89-55), 12-31-22)

Won by 40+ points

54, vs. Antelope Valley (95-41), 11-12-22

Won in Overtime

at Colorado State (64-61), 2-24-20

Lost in Overtime

at Colorado State (77-84), 12-10-20 (2 OT)

► 2022-23 AZTEC LEADERS

Double-Figure Scoring Games

Sophia Ramos (15), Yummy Morris (8), Abby Prohaska (8), Asia Avinger (8), Kim Villalobos (7), Mercedes Staples (6), Alex Crain (3), Sarah Barcello (1), Khylee Pepe (1), Meghan Fiso (1)

SDSU High Scorer*

Mercedes Staples (5), Sophia Ramos (5), Abby Prohaska (5), Asia Avinger (3), Yummy Morris (2), Alex Crain (1), Meghan Fiso (1)

Double-Figure Rebounding Games

Abby Prohaska (1), Khylee Pepe (1), Kim Villalobos (1)

Double-Doubles

Abby Prohaska (1), Khylee Pepe (1), Kim Villalobos (1)

Games Led SDSU In Rebounds*

Kim Villalobos (8), Yummy Morris (5), Abby Prohaska (4), Mercedes Staples (3), Khylee Pepe (3), Sarah Barcello (2), Sophia Ramos (1), Asia Avinger (1)

Games Led SDSU In Assists*

Asia Avinger (10), Sophia Ramos (7), Sarah Barcello (2), Alex Crain (2), Mercedes Staples (2), Kim Villalobos (2), Abby Prohaska (1), Khylee Pepe (1)

Games Led SDSU In Steals*

Sophia Ramos (8), Asia Avinger (7), Abby Prohaska (5), Mercedes Staples (4), Kim Villalobos (4), Yummy Morris (2), Alex Crain (2), Khylee Pepe (2), Sarah Barcello (1)

Games Led SDSU In Blocks*

Yummy Morris (8), Kim Villalobos (6), Khylee Pepe (4), Sophia Ramos (3), Abby Prohaska (2), Asia Avinger (1), Mercedes Staples (1), Sarah Barcello (1)

*Includes ties

► 2022-23 SPECIALTY STATS

San Diego State/Opponent

	Points in Paint	Points off TOs	2nd Chance Points	Fast Break Points	Bench Points
at No. 2 Stanford (L)	16/38	10/17	7/15	2/7	21/48
vs. San Diego Christian (W)	46/16	38/4	16/3	28/1	29/7
vs. Antelope Valley (W)	42/12	34/7	20/8	27/4	46/21
vs. Southeastern La. (W)	36/14	17/14	6/2	11/2	14/7
vs. Portland (W)	20/28	21/10	15/5	10/3	10/27
vs. Grambling State (W)	36/18	11/9	7/9	8/0	10/9
vs. Seattle (W)	50/14	41/6	6/5	12/3	19/23
at UC San Diego (W)	34/16	22/23	7/11	15/6	33/23
vs. San Francisco (L)	22/34	9/24	4/4	4/11	16/42
vs. Sacramento State (W)	18/28	23/9	4/14	13/4	21/6
vs. San Diego (W)	22/16	17/13	6/9	13/2	22/11
vs. Miami Ohio (W)	34/20	20/20	11/2	5/8	7/2
vs. Georgia (L)	12/18	25/16	9/15	5/8	3/33
at Utah State (W)	46/18	33/12	4/5	6/8	30/18
vs. Nevada (W)	38/30	16/9	5/7	6/9	22/22
vs. UNLV (L)	38/30	18/12	1/19	8/5	6/32
at Fresno State (W)	22/24	16/7	13/6	9/4	9/11
vs. Boise State (W)	26/18	22/2	6/8	10/5	4/18
at Colorado State (L)	16/30	0/16	3/2	2/16	6/7

► 2022-23 AZTEC GAME-BY-GAME POINTS-REBOUNDS-ASSISTS

Opponent	0 Khylee Pepe	1 Asia Avinger	2 Sophia Ramos	5 Yummy Morris	12 Mercedes Staples	13 Meghan Fiso	20 Sarah Barcello	21 Alex Crain	22 Natalija Grizelj	23 Kim Villalobos	24 Abby Prohaska
at No. 2 Stanford (L)	4-3-2	DNP	4-0-1	4-3-1	7-3-2	9-1-0	0-0-2	9-0-0	0-0-0	7-2-0	4-3-1
vs. San Diego Christian (W)	10-13-1	DNP	16-4-4	13-4-1	16-4-3	11-2-1	0-7-4	3-6-4	0-2-0	4-6-1	8-5-2
vs. Antelope Valley (W)	15-4-3	13-4-4	10-6-1	8-5-0	12-3-1	6-4-0	6-7-1	3-2-2	0-0-0	6-6-3	16-10-0
vs. Southeastern Louisiana (W)	0-1-0	11-6-7	8-1-2	8-1-1	18-6-3	2-2-0	6-7-0	2-0-1	DNP	10-6-3	4-4-1
vs. Portland (W)	6-3-0	DNP	12-1-3	11-8-1	20-3-0	2-2-1	0-6-0	0-1-3	DNP	2-6-2	2-3-2
vs. Grambling State (W)	DNP	DNP	16-5-7	12-4-3	3-4-4	2-1-1	2-3-0	7-2-1	0-0-0	10-11-1	15-3-4
vs. Seattle (W)	DNP	DNP	8-4-4	19-4-0	5-5-2	9-5-2	2-7-1	7-1-0	0-0-0	14-4-7	6-2-1
at UC San Diego (W)	2-3-2	10-2-6	12-2-3	0-3-2	7-7-2	3-1-0	5-1-0	DNP	DNP	10-4-0	23-4-3
vs. San Francisco (L)	2-2-0	12-2-1	5-5-3	3-4-0	13-9-4	DNP	4-0-1	6-1-0	DNP	7-4-0	4-3-0
vs. Sacramento State (W)	0-2-0	6-4-3	10-5-5	6-2-0	20-4-3	DNP	0-1-0	13-1-0	DNP	7-3-0	8-6-1
vs. San Diego (W)	4-2-0	9-3-5	18-5-1	4-2-0	9-4-2	DNP	3-1-0	11-1-1	DNP	6-5-5	4-1-4
vs. Miami Ohio (W)	5-3-0	25-3-3	11-5-3	7-2-0	DNP	DNP	0-0-0	2-2-0	DNP	6-3-0	10-7-1
vs. Georgia (L)	0-0-0	9-1-2	11-3-4	6-4-0	DNP	DNP	3-1-1	0-1-3	0-0-0	4-6-1	11-4-2
at Utah State (W)	7-7-3	12-3-3	15-4-6	10-2-0	DNP	DNP	11-1-1	7-1-4	0-0-0	9-5-0	18-4-7
vs. Nevada (W)	2-1-0	8-5-9	16-2-3	14-3-0	DNP	DNP	8-3-0	12-3-3	DNP	9-7-1	11-2-3
vs. UNLV (L)	0-1-2	25-1-6	10-2-4	10-6-0	DNP	DNP	6-4-0	0-0-0	DNP	17-5-0	2-3-1
at Fresno State (W)	4-4-0	4-3-6	13-7-2	14-8-1	DNP	DNP	0-0-1	5-1-0	DNP	2-4-0	7-3-2
vs. Boise State (W)	2-1-0	18-3-5	13-2-2	4-8-0	DNP	DNP	2-3-2	0-2-2	DNP	14-7-2	2-5-2
at Colorado State (L)	0-0-0	4-7-5	15-3-5	0-3-0	2-1-0	DNP	0-2-1	4-0-2	DNP	12-7-0	21-5-0

Starting Lineups

Game	F/C	F	G	G	G
at No. 2 Stanford (L)	Morris	Villalobos	Staples	Barcello	Crain
vs. San Diego Christian (W)	Morris	Villalobos	Staples	Ramos	Crain
vs. Antelope Valley (W)	Morris	Villalobos	Staples	Ramos	Avinger
vs. Southeastern La. (W)	Morris	Villalobos	Staples	Ramos	Avinger
vs. Portland (W)	Morris	Villalobos	Staples	Ramos	Crain
vs. Grambling State (W)	Morris	Villalobos	Staples	Ramos	Prohaska
vs. Seattle (W)	Morris	Villalobos	Staples	Ramos	Prohaska
at UC San Diego (W)	Morris	Villalobos	Staples	Ramos	Avinger
vs. San Francisco (L)	Morris	Villalobos	Staples	Ramos	Avinger
vs. Sacramento State (W)	Morris	Villalobos	Staples	Ramos	Avinger
vs. Miami Ohio (W)	Morris	Villalobos	Prohaska	Ramos	Avinger
vs. Georgia (L)	Morris	Villalobos	Prohaska	Ramos	Avinger
at Utah State (W)	Morris	Villalobos	Prohaska	Ramos	Crain
vs. Nevada (W)	Morris	Villalobos	Prohaska	Ramos	Avinger
vs. UNLV (L)	Morris	Villalobos	Prohaska	Ramos	Avinger
at Fresno State (W)	Morris	Villalobos	Prohaska	Ramos	Avinger
vs. Boise State (W)	Morris	Villalobos	Prohaska	Ramos	Avinger
at Colorado State (L)	Morris	Villalobos	Prohaska	Ramos	Avinger

Lineup Records

Morris, Villalobos, Prohaska, Ramos, Avinger, 4-3
 Morris, Villalobos, Staples, Ramos, Avinger, 4-1
 Morris, Villalobos, Staples, Ramos, Crain, 2-0
 Morris, Villalobos, Staples, Ramos, Prohaska, 2-0
 Morris, Villalobos, Prohaska, Ramos, Crain, 1-0
 Morris, Villalobos, Staples, Barcello, Crain, 0-1

2022-23 BROADCAST ROSTER



KHYLEE PEPE
So. | 5-11 | G/F
Long Beach, Calif.
Bishop Montgomery HS

0



ASIA AVINGER
So. | 5-7 | G
Cerritos, Calif.
Rosary HS

1



SOPHIA RAMOS
Sr. | 5-9 | G
San Antonio, Texas
Incarnate Word HS

2



BAILEE CHYNOWETH
Jr. | 5-11 | G
Austin, Texas
Westlake HS

4



YUMMY MORRIS
Sr. | 6-2 | F
North Little Rock, Ark.
TCU/North Little Rock HS

5




JAIDA BROOKS
Fr. | 5-6 | G
Phoenix, Ariz.
PHH Prep

11



MERCEDES STAPLES
Sr. | Jr. | G
Centerville, Utah
Minnesota/Viewmont HS

12



MEGHAN FISO
Jr. | 5-10 | G
Seattle, Wash.
Michigan/Garfield HS

13



SARAH BARCELLO
Sr. | 5-11 | G
Phoenix, Ariz.
Marist/Seton Catholic Prep

20



ALEX CRAIN
Sr. | 5-9 | G
McKinney, Texas
TCU/Dallas Thunder

21



NATALIA GRIZELJ
Fr. | 5-9 | G
Sunnyvale, Calif.
Saint Francis HS

22




KIM VILLALOBOS
Jr. | 6-0 | F
Los Angeles, Calif.
Chaminade HS

23



ABBY PROHASKA
Sr. | 5-9 | G
Liberty Township, Ohio
Lakota West HS

24



ADRYANA QUEZADA
Sr. | 5-10 | G/F
Frisco, Texas
Utah State/Lone Star HS

32



STACIE TERRY-HUTSON
Head Coach
Ninth Season
UT Arlington (1998)

HC



JASON GLOVER
Assistant Coach
Second Season
Grand Canyon (1985)

AC



KELLIE LEWIS
Assistant Coach
Second Season
Boise State (1998)

AC



JON SILVER
Assistant Coach
Second Season as AC (7th overall)
UCLA (2009), LSU (2017)

AC