



# SAN DIEGO STATE BASEBALL

Media Relations Contact: Jim Solien | jsolien@sdsu.edu | O: 619-594-2576 | C: 619-341-9082 | www.GoAztecs.com | @GoAztecs

**SIX-TIME MOUNTAIN WEST TOURNAMENT CHAMPIONS 2000, 2013, 2014, 2015, 2017, 2018**

## 2022 SCHEDULE

Record: 17-36; Mountain West: 9-18  
(Home: 8-25; Away: 8-9; Neutral 1-2)

Day/Date	Opponent	Time/Result
Friday, Feb. 18	vs. NR/No. 17 TCU+	L, 3-5
Saturday, Feb. 19	vs. Houston+	W, 4-3
Sunday, Feb. 20	vs. California+	L, 3-6
Tuesday, Feb. 22	at UC Irvine	L, 3-13
Friday, Feb. 25	Hawai'i^	W, 7-1
Saturday, Feb. 26	Utah^	L, 0-4
Sunday, Feb. 27	Utah^	W, 4-3 (7)
Monday, Feb. 28	Hawai'i	L, 5-8 (15)
Tuesday, March 1	UC Irvine	L, 2-3
Friday, March 4	Arizona State	L, 5-13
Saturday, March 5	Arizona State	L, 4-6
Sunday, March 6	Arizona State	W, 4-3
Friday, March 11	UNLV*	L, 2-5
Saturday, March 12	UNLV*	L, 3-4
Sunday, March 13	UNLV*	L, 8-10
Tuesday, March 15	Iowa	L, 4-6
Friday, March 18	at San José State*	L, 2-3
Saturday, March 19	at San José State*	L, 7-8
Sunday, March 20	at San José State*	L, 8-9
Tuesday, March 22	at UC San Diego	W, 14-7
Friday, March 25	Fresno State*	L, 1-3
Saturday, March 26	Fresno State*	L, 2-8
Sunday, March 27	Fresno State*	L, 0-4
Tuesday, March 29	UC San Diego	L, 0-4
Friday, April 1	at Nevada*	W, 13-1
Saturday, April 2	at Nevada*	L, 6-12
Sunday, April 3	at Nevada*	L, 6-8
Tuesday, April 5	Long Beach State	W, 5-1
Friday, April 8	San José State*	L, 0-4
Saturday, April 9	San José State*	L, 8-11 (10)
Sunday, April 10	San José State*	L, 3-7
Tuesday, April 12	at San Diego	L, 3-8
Thursday, April 14	at New Mexico*	W, 10-3
Friday, April 15	at New Mexico*	W, 14-13
Saturday, April 16	at New Mexico*	W, 11-8 (8)
Monday, April 18	San Diego	L, 1-15
Tuesday, April 19	at UC San Diego	L, 2-4
Thursday, April 21	Grand Canyon	L, 2-7
Friday, April 22	Grand Canyon	W, 2-1
Saturday, April 23	No. 7/6 Stanford	L, 6-9
Sunday, April 24	No. 7/6 Stanford	L, 4-6
Tuesday, April 26	at Long Beach State	W, 4-3
Friday, April 29	at Fresno State*	W, 8-5
Saturday, April 30	at Fresno State*	L, 2-6
Sunday, May 1	at Fresno State*	W, 8-6
Tuesday, May 3	UC San Diego	L, 6-9
Wednesday, May 4	CSUN	L, 2-9
Friday, May 6	Air Force*	L, 8-10
Saturday, May 7	Air Force*	W, 12-0
Sunday, May 8	Air Force*	W, 7-6 (12)
Friday, May 13	Nevada*	L, 3-6
Saturday, May 14	Nevada*	W, 9-2
Sunday, May 15	Nevada*	L, 3-10
Thursday, May 19	at UNLV*	6 p.m. PT
Friday, May 20	at UNLV*	6 p.m. PT
Saturday, May 21	at UNLV*	Noon PT

+ - MLB4 Tournament (Scottsdale, Ariz.)  
^ - Tony Gwynn Legacy (San Diego, Calif.)  
\* - Mountain West game

## Game Week Preview

### San Diego State (17-36, 9-18 MW) at UNLV (34-19, 19-8 MW)

Thursday, May 19 | 6:05 p.m. PT | Earl E. Wilson Stadium  
Coverage: Live Stats | Live Stream  
SDSU: Jacob Flores, LHP (1-4, 5.49 ERA, 41.0 IP)  
UNLV: TBA

Saturday, May 21 | 12:05 p.m. PT | Earl E. Wilson Stadium  
Coverage: Live Stats | MW Network  
SDSU: TJ Fondtain, LHP (3-6, 4.39 ERA, 67.2 IP)  
UNLV: TBA

Friday, May 20 | 6:05 p.m. PT | Earl E. Wilson Stadium  
Coverage: Live Stats | Live Stream  
SDSU: Troy Melton, RHP (4-2, 1.82 ERA, 59.1 IP)  
UNLV: TBA



SDSU	Overall Statistical Comparison	UNLV
.258	Batting Average	.334
.355	On Base Percentage	.422
.362	Slugging Percentage	.530
4.86	Earned Run Average	6.57
1.85	Strikeout/Walk Ratio	2.44
.255	Opponent Batting Average	.319
.957	Fielding Percentage	.963

**All-Time Series Record: SDSU leads 96-71**

### WHAT'S ON TAP FOR AZTEC BASEBALL

- > San Diego State hits the road for its final series of the season this week when it ventures to Sin City to battle first-place UNLV, May 19-21, at Earl E. Wilson Stadium in Las Vegas, Nevada.
- > The Aztecs and Rebels will square off at 6:05 p.m. PT on Thursday and Friday, while Saturday's finale is set to get underway at 12:05 p.m.
- > Live stats and streaming video will be available for all three games, including a feed via the Mountain West Network for Saturday's finale. Links to all platforms can be found on GoAztecs.com.

### SETTING THE SCENE

- > SDSU dropped two of three games in its final home series of the year vs. Nevada last weekend at Tony Gwynn Stadium.
- > The Aztecs were dealt a 6-3 defeat in the opener before rebounding with a 9-2 triumph in game two. However, the Scarlet and Black was denied its fourth straight Mountain West series victory when the Wolf Pack pulled away for a 10-3 win to spoil SDSU's Senior Day festivities.
- > With their results, the Aztecs were eliminated from the MW Championship later this month in San Diego, as the top four teams qualify for the conference's postseason tournament. San Diego State is tied with New Mexico for sixth place, four games behind Air Force and Fresno State, which are tied for fourth with three games remaining.
- > Against Nevada last Saturday, Aztec left-hander TJ Fondtain tossed his second complete game in a row, matching his career-high with eight strikeouts to garner his second straight Mountain West Pitcher of the Week accolade and third of the spring.
- > As of May 18, Aztec pitchers continue to lead the Mountain West in several categories, including ERA (4.86), fewest hits allowed (465) and opposing team batting average (.255).
- > On the national stage, SDSU ranks 65th in hits allowed per nine innings (8.80), 82nd in strikeouts per nine innings (9.1) and 87th in ERA.
- > This season, the Aztecs have been running with reckless abandon on the basepaths, tying for 48th in the country with a league-best 76 stolen bases.
- > Individually, sophomore Cole Carrigg owns a 14-game hitting streak and has raised his batting average to .398, which is good for third in the MW and 22nd nationally. In addition, the SDSU utility player ranks second in the league with 19 stolen bases, which is tied for 82nd in the country.
- > Since April 1, Carrigg has hit safely in 26 of 28 games, hitting .474 (54-114) with 25 RBIs, 23 runs scored and 14 stolen bases. The Turlock, California, native has posted multiple hits in 18 starts during that span, including a 6-for-6 effort with four RBIs at New Mexico on April 15. Consequently, Carrigg has raised his season batting average from .299 to .398 in that stretch.

### PROJECTED AZTEC STARTERS (Based on recent trends)

Position	Players	Avg.	AB	R	H	2B	3B	HR	RBI	BB	SO	SB-ATT
C	Poncho Ruiz	.313	195	41	61	12	1	5	31	30	42	4-5
1B	Brian Leonhardt	.239	176	25	42	7	0	5	33	17	32	1-3
2B	Caden Miller	.283	191	24	54	3	3	2	25	25	37	13-15
SS	Cole Carrigg	.398	201	34	80	13	1	3	38	12	26	19-27
3B	Kenny LeBeau	.174	46	9	8	3	0	0	4	7	13	0-1
LF	Tyler Glowacki	.248	121	12	30	5	0	0	12	20	21	2-4
CF	Irvin Weems	.257	144	23	37	7	1	3	18	18	24	14-18
RF	Shaun Montoya	.293	123	17	36	3	1	0	11	15	23	5-8
DH	TJ Fondtain	.347	49	7	17	7	1	2	10	3	16	0-2

Pitching Rotation	ERA	W-L	G-GS-CG	Sv	IP	H	R	ER	BB	SO	B/Avg.
Thu. Jacob Flores	5.49	1-4	17-6-0	0	41.0	46	32	25	24	4	.279
Fri. Troy Melton	1.82	4-2	10-10-1	0	59.1	53	17	12	13	61	.239
Sat. TJ Fondtain	4.39	3-6	13-12-2	0	67.2	60	43	33	30	56	.233

**GENERAL INFORMATION**

Location ..... San Diego, Calif.  
 Founded ..... 1897  
 Enrollment ..... 33,870  
 Nickname ..... Aztecs  
 Mascot ..... Aztec Warrior  
 Colors ..... Scarlet and Black (Pantone 187)  
 Conference ..... Mountain West  
 Affiliation ..... Division I  
 President ..... Dr. Adela de la Torre  
 Director of Athletics ..... John David Wicker  
 Faculty Representative ..... Patrick Papin

**BASEBALL COACHING STAFF**

Head Coach ..... Mark Martinez (Mesa State '84)  
 Overall Record ..... 232-186 (Eighth year)  
 Record at SDSU ..... 232-186 (Eighth year)  
 Assistant Coach/Pitching Coach ..... Shaun Cole (William Penn '04)  
 Assistant Coach ..... Sergio Brown (Cal State Fullerton '95)  
 Volunteer Assistant Coach ..... Chris Doyle (SDSU' 17)  
 Baseball Office Phone ..... (619) 594-6889

**BASEBALL SUPPORT STAFF**

Director of Player Development/Camp Coordinator ..... Eric Lally  
 Student Manager ..... Justin Lawrence  
 Athletic Trainer ..... Bronson Santillan  
 Strength and Conditioning ..... James Chassin

**BASEBALL FACTS**

2021 Record ..... 30-16  
 2021 MW Record ..... 22-14  
 Lettermen Returning/Lost ..... 16/18  
 Position Starters Returning/Lost ..... 2/6  
 Pitchers Returning/Lost ..... 6/12  
 Total Players Returning ..... 23  
 Newcomers ..... 15  
 Incoming Freshmen ..... 10  
 Division I Transfers ..... 3  
 JC Transfers ..... 2

**FACILITY**

Home Field ..... Tony Gwynn Stadium  
 Capacity ..... 3,000  
 Surface ..... Natural Grass  
 Outfield Distances ..... 340-365-410-365-340

**SDSU MEDIA RELATIONS**

Senior Assoc. AD Media Relations ..... Mike May  
 Office Phone ..... (619) 594-5547  
 Baseball Contact ..... Jim Solien  
 E-Mail ..... jsolien@sdsu.edu  
 Office Phone ..... (619) 594-2576  
 Athletics Website ..... www.goaztecs.com  
 Twitter/Instagram ..... @goaztecs



**HEAD COACH MARK MARTINEZ**

> Mark Martinez is in his eighth season as head coach of the Aztecs and 17th overall as a member of the San Diego State staff after succeeding the late Tony Gwynn on August 20, 2014. He is just the fifth head coach in SDSU history since baseball was elevated to major sport status in 1936.  
 > During his tenure as the Aztecs' head coach, Martinez has compiled a 232-186 record (.555), highlighted by three Mountain West tournament championships in 2015, 2017 and 2018.  
 > Since 2015, SDSU has garnered 30 all-Mountain West accolades under Martinez's tutelage, including back-to-back MW Pitchers of the Year Brett Seeburger (2017) and Garrett Hill (2018), as well as 2017 MW Player of the Year Danny Sheehan.  
 > Additionally, Martinez has mentored three freshman All-Americans in Chase Calabuig (2015), Casey Schmitt (2018) and Jaden Fein (2019), with the latter also receiving Mountain West Co-Freshman of the Year distinction last year.  
 > In 2017, Martinez recorded his 100th victory for the Scarlet and Black, becoming the fastest head coach in program history to reach the century mark in wins.  
 > Not to be outdone, Martinez also became the fastest head coach in Mountain West history to win three conference championships when the Aztecs captured the title in 2018.  
 > Martinez was hired as an assistant coach for the Aztecs in July of 2005 and served for nine years under head coach Tony Gwynn. During that time, he was promoted to the position of associate head coach.  
 > Since his arrival on The Mesa as an assistant coach, Martinez has witnessed 49 SDSU players get drafted into the professional ranks, with 10 of those selections making the major leagues (Stephen Strasburg, Addison Reed, Justin Masterson, Bruce Billings, Quintin Berry, Lance Zawadzki, Greg Allen, Ty France, Seby Zavala and Alan Trejo).  
 > Prior to his arrival at San Diego State, Martinez was an assistant coach at New Mexico for 17 seasons from 1989-2005. During his time as a hitting and infield coach, he helped develop the Lobos into one of the most prominent offensive teams in the country, with UNM ranking among the top 11 nationally in hitting over his final four seasons.  
 > Martinez served as an assistant at his alma mater, Mesa State College (now Colorado Mesa University) in Grand Junction, Colorado, from 1984-88. He played shortstop at the school from 1982-84, earning all-conference and all-district honors as a senior.  
 > Martinez graduated from Mesa State College (now Colorado Mesa) with a bachelor's degree in physical education in 1984 and completed his master's in sports administration at New Mexico in 1990.  
 > During the offseason, Martinez signed a three-year contract extension that will keep him at San Diego State through the 2026 season.

**2022 AZTEC BASEBALL ROSTER**

No.	Player	Pos.	B-T	Ht.	Wt.	Yr.	Hometown / Last School
1	Caden Miller	IF	S-R	5-11	180	So.	Newhall, Calif. / Bishop Alemany HS
2	Brady Zavorek	IF	R-R	5-11	175	Fr.	Fresno, Calif. / Bullard HS
3	Kenny LeBeau	IF	L-R	5-10	175	R-Jr.	Granite Bay, Calif. / Sierra College
5	Fisher Pyatt	IF	S-R	6-0	180	So.	San Diego, Calif. / St. Augustine HS
8	Cole Carrigg	C/UTL	S-R	6-2	180	So.	Turlock, Calif. / Turlock HS
9	Charlie Rhee	OF	R-R	5-10	175	So.	San Diego, Calif. / St. Augustine HS
10	Tino Bethancourt	IF	R-R	6-2	190	R-Fr.	El Dorado Hills, Calif. / Oak Ridge HS
11	Avery Jones	RHP	R-R	6-6	215	Sr.	Gig Harbor Wash. / Central Arizona College
12	Max Foxcroft	IF	L-R	5-9	170	So.	Newport Coast, Calif. / Oregon
13	Alex Rodriguez	IF	R-R	6-2	180	R-Fr.	Upland, Calif. / USC
14	Irvin Weems	OF	R-R	6-0	190	Fr.	Las Vegas, Nev. / Durango HS
15	Xavier Carter	OF/IF	L-L	6-4	210	R-So.	Sacramento, Calif. / Capital Christian HS
18	Tyler Glowacki	OF	L-L	5-10	190	Fr.	San Diego, Calif. / Santana HS
21	Brian Leonhardt	IF/LHP	L-L	6-2	200	Jr.	San Diego, Calif. / Eastlake HS
22	Chris Canada	LHP	L-L	6-7	205	Fr.	Orange, Calif. / Orange Lutheran HS
23	Jonny Guzman	RHP	R-R	6-2	190	R-So.	Orange, Calif. / Orange Lutheran HS
24	Poncho Ruiz	C	R-R	6-2	195	So.	Tijuana, Mexico / Mater Dei HS (Chula Vista, Calif.)
25	Hunter Hargett	RHP	R-R	6-2	185	Fr.	San Diego, Calif. / Point Loma HS
26	Omar Serrano	RHP	R-R	6-4	170	Fr.	Downey, Calif. / Downey HS
27	Joseph Ingrassia	LHP	L-L	6-2	180	Fr.	San Diego, Calif. / Valhalla HS
28	TJ Fondtain	IF/LHP	L-L	6-4	190	So.	Clovis, Calif. / Buchanan HS
29	Robert Brodell	RHP	R-R	6-0	195	Jr.	Brawley, Calif. / Imperial Valley College
30	Hunter Cranton	RHP	R-R	6-3	195	R-So.	San Juan Capistrano, Calif. / Saddleback College
31	Blake Butcher	IF	L-R	6-0	200	Fr.	Newport Beach, Calif. / Corona del Mar HS
32	Ricky Tibbett	RHP	L-R	6-2	175	So.	San Diego, Calif. / Eastlake HS
35	Julian Jackson	RHP	L-R	6-8	225	So.	Powder Springs, Ga. / Eastern Kentucky
36	Jacob Flores	LHP	L-L	6-4	215	Sr.	Oxnard, Calif. / Rio Mesa HS
38	Ryan Faulks	RHP/IF	R-R	6-2	170	Fr.	Rancho Santa Margarita, Calif. / Trabuco Hills HS
39	Troy Melton	RHP	R-R	6-4	190	R-So.	Anaheim, Calif. / Canyon HS
40	Jaden Bercovich	RHP	R-R	6-2	210	Jr.	Reno, Nev. / Damonte HS
41	Deron Johnson	C	L-R	6-0	195	Fr.	Poway, Calif. / Poway HS
42	Shaun Montoya	OF	L-R	5-11	160	R-Fr.	Rancho Cucamonga, Calif. / UC Irvine
46	Trevor Hazelhurst	OF	L-L	6-2	210	R-So.	San Diego, Calif. / Grossmont College
47	Eldridge Armstrong III	RHP	R-R	6-2	205	Fr.	Simi Valley, Calif. / Monte Vista Academy
48	Johnny Giannola	UTL	R-R	5-11	210	R-Fr.	Dana Point, Calif. / Santa Margarita Catholic HS
50	Kelena Sauer	RHP	R-R	6-3	205	So.	Honolulu, Hawaii / Kamehameha HS

**Head Coach:** 7 Mark Martinez (Mesa State, 1984; New Mexico, 1990), Eighth season  
**Assistant Coach/Pitching Coach:** 0 Shaun Cole (William Penn, 2004), First season  
**Assistant Coach/Recruiting Coordinator:** 20 Sergio Brown (Cal State Fullerton, 1995), First season  
**Volunteer Assistant Coach:** 33 Chris Doyle (San Diego State, 2017)  
**Director of Player Development/Camp Coordinator:** Eric Lally

**AZTEC WEEKEND ROTATION**

> For the final series of the 2022 campaign, San Diego State will employ the starting rotation of Jacob Flores, Troy Melton and TJ Fondtain.

> Flores (1-4, 5.49 ERA), who is projected to get the call for Thursday's series opener, will be making his first start since April 21 vs. Grand Canyon when he threw a career-high seven innings but was saddled with the loss after giving up six runs (three earned) on nine hits and two walks, as the Lopes capitalized on a trio of Aztec errors to prevail, 7-2. The SDSU left-hander has started six games in 17 appearances in his final season for the Scarlet and Black, posting a 1-4 record with a 5.49 ERA with 41 strikeouts in 41.0 innings. Prior to his outing vs. GCU, Flores earned a start on March 22 at UC San Diego, where he gave up one unearned run on four hits and two walks in 2 2/3 innings but did not factor in the decision after the Aztecs pulled away for a 14-7 triumph. Against Arizona State on March 6, the Oxnard, California, native collected his first win since March 1, 2020, after allowing three runs on seven hits and four walks to go with five strikeouts. In an earlier start against Utah on Feb. 27, Flores posted a career-best seven strikeouts but did not figure in the decision after yielding all three of Utes' runs on two hits and two walks in five innings, as the Scarlet and Black rallied for a thrilling 4-3 walk-off victory. The Aztec senior also pitched against California at the MLB4 Tournament in Scottsdale, Arizona, but was tagged with the loss after surrendering three runs (two earned) on five hits and three walks.

> Melton (4-2, 1.82 ERA) is scheduled to take the mound for Friday's game two vs. the Rebels. Against Air Force on May 6, the Aztec right-hander set a career-high with 11 strikeouts, which marked the highest total by an SDSU hurler since Bubba Derby fanned 15 batters against the same Falcon program on April 4, 2014. However, Melton did not figure in the decision in that start, as Air Force rallied for a 10-8 victory following his departure. Against Grand Canyon on April 22, the Aztec junior tossed his second complete game as a collegian, lifting the Scarlet and Black to a 2-1 triumph. With his performance that featured just one unearned run, Melton garnered Mountain West Pitcher of the Week accolades for the third time in his career. Earlier on April 1, Melton picked up his first victory of the year at Nevada after yielding just one unearned run on four hits and one walk in a season-long seven innings. He notched six strikeouts for the second straight outing and limited Wolf Pack to a combined .160 batting average (4-25), as the Scarlet and Black rolled to a 13-1 conquest. Melton has started four games in his career vs. UNLV, posting an 0-3 record with a 7.63 ERA and 12 strikeouts in 15 1/3 innings. Entering the weekend, the Anaheim, California, native leads the conference in ERA (1.82) while ranking fourth in opposing batting average (.239), and fifth in strikeouts (61).

> TJ Fondtain (3-6, 4.36 ERA) is scheduled to make his 10th consecutive start and 13th of the year on Friday against the Rebels. Last Saturday vs. Nevada, the Aztec left-hander notched his second complete game in a row, propelling the Scarlet and Black to a 9-2 victory after tying his collegiate best with eight strikeouts. With his performance, Fondtain became the first SDSU pitcher to record back-to-back complete games since Dominic Purpura, May 13 and May 19, 2016. Against Air Force, the Clovis, California, native turned in another masterful appearance, tossing a complete-game shutout to snap an eight-start victory drought. He yielded just four hits without a walk while posting seven strikeouts, becoming the first SDSU hurler to pitch a complete-game shutout since Justin Goossen-Brown accomplished the feat in an 8-0 whitewash of New Mexico at home on May 16, 2019. With his last two outings, Fondtain has garnered consecutive Mountain West Pitcher of the Week accolades and three this year. For the season, the Aztec sophomore ranks among the Mountain West leaders in several categories this week, including opposing batting average (2nd, .233), earned run average (6th, 4.39), innings pitched (6th, 67.2), fewest hits allowed (T-6th, 60) and fewest earned runs allowed (7th, 33). Fondtain also received MW Pitcher of the Week recognition after collecting his first career victory in SDSU's 7-1 triumph over Hawai'i in the Tony Gwynn Legacy on Feb. 25. Against the Rainbow Warriors, he tallied a then career-high seven strikeouts, allowing just one unearned run on a scant three hits and no walks in 6.0 innings. Fondtain has faced UNLV on previous occasion, a four-inning relief appearance at home on March 11, when he gave three runs on three hits.

**SERIES RECORD VS. UNLV**

> Despite dropping all three games to the Rebels in San Diego, March 11-13, San Diego State still leads the all-time series 96-71. The two programs first met in 1978.

> The Aztecs are 48-24 against the Rebels in San Diego, 45-41 in Las Vegas and 3-6 at neutral sites.

> During Mark Martinez's eight-year tenure as head coach on The Mesa, SDSU sports a 21-16 record vs. UNLV, including a 12-8 mark at home, an 8-7 ledger on the road and a 1-1 record on neutral fields.

> Earlier this season, the Aztecs were victimized by late rallies in their three meetings against the Rebels, who posted scores of 5-2, 4-3 and 10-8 to complete the sweep.

> In the series opener, UNLV overcame a 2-1 deficit with a two-run single in the seventh, followed by solo homers in the eighth and ninth, respectively, to escape with the win. ▽

**2022 AZTEC GAME HIGHS**

**Team Batting**

At bats	52, vs. Hawai'i (2-28-22)
Runs scored	14, at New Mexico (4-15-22) at UC San Diego (3-22-22)
Hits	18, at New Mexico (4-15-22), at New Mexico (4-14-22) at Nevada (4-1-22)
RBIs	12, at Nevada (4-1-22) and UC San Diego (3-22-22)
Doubles	5, at Nevada (4-1-22)
Triples	1, Twelves times, last: vs. Air Force (5-7-22)
Home runs	3, at New Mexico (4-14-22) and at San José State (3-20-22)
Total bases	29, at New Mexico (4-14-22) and at Nevada (4-1-22)
Walks	12, vs. San José State (4-9-22)
Strikeouts	20, vs. Iowa (3-15-22)
Sacrifice hits	3, Three times, last: vs. Nevada (5-14-22)
Sacrifice flies	2, vs. Stanford (4-23-22) and at UC San Diego (3-22-22)
Stolen bases	9, vs. San José State (4-9-22)
Hit by pitch	6, vs. Hawai'i (2-28-22)
Caught stealing	2, Nine times, last: vs. Air Force (5-7-22)
Runners LOB	17, vs. Hawai'i (2-28-22)
Hit into DP	3, vs. Nevada (5-15-22) and at San José State (3-18-22)

**Team Fielding**

Putouts	45, vs. Hawai'i (2-28-22)
Assists	17, vs. Hawai'i (2-28-22)
Errors	5, Three times, last vs. Air Force (5-6-22)
Passed balls	2, at San Diego (4-12-22) and at UC San Diego (3-22-22)
Double Plays Turned	4, at Fresno State (4-29-22)

**Team Pitching**

Innings pitched	15.0, vs. Hawai'i (2-28-22)
Runs allowed	15, vs. San Diego (4-18-22)
Earned runs	12, at UC Irvine (2-22-22)
Walks allowed	11, vs. Nevada (5-15-22) and vs. 7/6 Stanford (4-23-22)
Strikeouts	21, vs. Hawai'i (2-28-22)
Hits allowed	19, vs. Arizona State (3-4-22)
Doubles allowed	4, at Nevada (4-2-22), vs. Fresno State (3-26-22) and vs. Arizona State (3-4-22)
Triples allowed	2, Four times, last: vs. 7/6 Stanford (4-24-22)
Home Runs allowed	4, at New Mexico (4-16-22), at New Mexico (4-15-22) and vs. Arizona State (3-4-22)
Wild pitches	8, vs. UNLV (3-12-22)
Hit batters	8, vs. Hawai'i (2-28-22)

**Individual Batting**

At bats	7, Cole Carrigg vs. Hawai'i (2-28-22)
Runs scored	3, Six times, last: Cole Carrigg, Shaun Montoya and Poncho Ruiz at New Mexico (4-15-22)
Hits	6, Cole Carrigg at New Mexico (4-15-22)
RBIs	5, Brian Leonhardt at Nevada (4-1-22)
Doubles	2, Seven times, last: Irvin Weems vs. Nevada (5-15-22)
Triples	1, Twelve times, last: Caden Miller vs. Air Force (5-7-22)
Home runs	1, Twenty-seven times, last: Deron Johnson vs. Nevada (5-15-22)
Total Bases	6, Seven times, last: Cole Carrigg at New Mexico (4-15-22)
Walks	4, Charlie Rhee vs. San José State (4-9-22)
Strikeouts	3, Twelve times, last: Deron Johnson vs. Air Force (5-6-22)
Sacrifice hits	2, Five times, last: Shaun Montoya vs. Nevada (5-14-22)
Sacrifice flies	1, Seventeen times, last: Caden Miller vs. Nevada (5-13-22)
Stolen bases	3, Three times, last: Cole Carrigg at New Mexico (4-16-22)
Hit by pitch	3, Caden Miller vs. Hawai'i (2-28-22)
Caught stealing	1, Thirty times, last: Kenny LeBeau vs. Nevada (5-14-22)
Runners LOB	6, Trevor Hazelhurst vs. Arizona State (3-6-22)

**Individual Fielding**

Putouts	18, Poncho Ruiz vs. Hawai'i (2-28-22)
Assists	8, Caden Miller at San José State (3-18-22)
Errors	4, Cole Carrigg vs. San Diego (4-18-22)
Passed balls	2, Cole Carrigg at San Diego (4-12-22) and Deron Johnson at UC San Diego (3-22-22)

**Individual Pitching**

Innings pitched	9.0, Three times, last: TJ Fondtain vs. Nevada (5-14-22)
Runs allowed	8, Three times, last: Brian Leonhardt vs. San Diego (4-18-22)
Earned runs	6, TJ Fondtain at New Mexico (4-15-22) and Cole Carrigg vs. Iowa (3-15-22)
Walks allowed	5, Three times, last: TJ Fondtain vs. Nevada (5-14-22)
Strikeouts	11, Troy Melton vs. Air Force (5-6-22)
Hits allowed	10, Troy Melton vs. Nevada (5-13-22) and Kelena Sauer vs. Arizona State (3-5-22)
Doubles allowed	3, Troy Melton at San José State (3-18-22) and Ricky Tibbett vs. Arizona State (3-4-22)
Triples allowed	1, Sixteen times, last: Ryan Faulks vs. UC San Diego (5-3-22)
Homers allowed	2, Five times, last: TJ Fondtain at New Mexico (4-15-22)
Wild pitches	4, Kelena Sauer vs. UNLV (3-12-22)
Hit batters	4, Chris Canada vs. Air Force (5-8-22) and Kelena Sauer vs. UNLV (3-12-22)



## Week 14 at UNLV

### 2022 MOUNTAIN WEST STANDINGS (As of May 18)

Team	---Conference---			----Overall----			Strk
	W	L	Pct	W	L	Pct.	
UNLV	19	8	.704	32	18	.640	L2
Nevada	17	10	.630	25	21	.543	W1
San José State	16	14	.533	26	23	.531	L2
Air Force	13	14	.481	25	26	.490	L1
Fresno State	13	14	.481	25	27	.481	L1
San Diego State	9	18	.333	17	36	.321	L1
New Mexico	9	18	.333	20	31	.392	W1

### Upcoming Games in the MW

#### Thursday, May 19

##### San Diego State at UNLV, 6:05 p.m. PT

Air Force at New Mexico, 6 p.m. MT

Fresno State at Nevada, 6 p.m. PT

San José State at Sacramento State, 6 p.m. PT

#### Friday, May 20

##### San Diego State at UNLV, 6:05 p.m. PT

Air Force at New Mexico, 6 p.m. MT

Fresno State at Nevada, 6 p.m. PT

Sacramento State at San José State, 6:05 p.m. PT

#### Saturday, May 21

##### San Diego State at UNLV, 12:05 p.m. PT

Air Force at New Mexico, Noon MT

Fresno State at Nevada, 1 p.m. PT

Sacramento State at San José State, 6:05 p.m. PT

### END OF REGULAR SEASON



- > In game two, SDSU built a 3-0 advantage, but the Rebels combined for four runs between the sixth and eighth innings to hand the Scarlet and Black a heart-breaking defeat.
- > UNLV duplicated the feat in the series finale, crafting a six-run blitz in the eighth inning to erase a 6-4 deficit.
- > Cole Carrigg hit a team-high .538 in that series, leading the Aztecs with seven hits, including two doubles, to go with four runs scored and a pair of stolen bases.
- > In addition, Poncho Ruiz batted .500 that weekend (4-8) with a double and three RBIs while drawing three walks to lead the squad with a .615 on-base percentage.
- > SDSU pitchers posted 36 strikeouts in that series, including 18 in game two alone, while limiting the Rebels to a .221 batting average for the weekend. However, the Aztecs were plagued by a combined 17 walks, nine wild pitches and six hit batters.
- > In seven career games vs. UNLV, Carrigg is batting .400 (10-25) with four RBIs and seven runs scored.

### UNLV AT A GLANCE

- > Entering the final weekend of the regular season, the Rebels (34-19, 19-8 MW) sit atop the conference standings with a two-game lead over second-place Nevada (26-22, 17-10 MW).
- > UNLV captured two of three games at Fresno State last weekend, splitting a pair of 11-inning thrillers (9-8, 7-8) before recording a big 13-7 victory in the finale.
- > The Rebels sport a 16-11 record at home, a 15-6 mark on the road and a 3-2 ledger at a neutral site.
- > As of May 18, UNLV leads the nation with a .334 batting average, 675 hits, 137 doubles and 505 runs scored, while ranking third in scoring (9.5 runs/game), sixth in on-base percentage (.422) and 10th in slugging percentage (.530).
- > Individually, the Rebels boast four players among the Mountain West top 10 in batting average, including infielder Rylan Charles (2nd, .398), followed by outfielders Henry Zeisler (4th, .393), Santino Panaro (7th, .363) and Joey Walls (8th, .361). Not to be outdone, infielder Diego Alarcon (.355) and outfielder Austin Kryszczuk (.352) have also hit over .350 for the season.
- > Charles (94 hits) and Walls (25 doubles) lead the nation in their respective statistical categories, while Kryszczuk (2nd, 72 runs), Alarcon (3rd, 71 runs; 4th, 1.37 runs/game; T-10th, 81 hits), Zeisler (T-10th, 81 hits, 67 RBIs) and infielder Edarian Williams (T-19th, 63 RBIs) also find themselves among the NCAA top 20 this week.
- > Conversely, the UNLV pitching staff ranks fourth with a 6.57 ERA and sixth with a .319 opposing batting average. In addition, the Rebels have allowed a league-high 72 home runs this season.
- > The Rebels' projected pitching rotation for the series has not been determined at press time.
- > Right-hander Josh Ibarra has been one of UNLV's top pitchers this season, posting a 6-1 record with a 5.53 ERA and 62 strikeouts in 68.1 innings. The Rebel senior enters the week ranked fourth in the Mountain West in strikeouts and fifth in innings pitched while tying for the fifth position in wins.
- > Despite a modest 6.13 ERA, sophomore right-hander Noah Beal (7-1, 50 SO) is tied for third in the conference in victories, while fellow classmate and left-hander Josh Sharman (3-4, 6.65 ERA) is eighth with 55 strikeouts.
- > In addition, another sophomore lefty, Noah Mattera (6.33 ERA) sports a 5-0 record in 10 starts this year, adding 51 strikeouts, while junior right-handed reliever Troy Balko (2-3, 6.17 ERA, 37 SO) is tied for third in the league with five saves, followed by fellow classmate Hayden Nierman (2-0, 4.75 ERA, 32 SO), who shares the sixth spot with four saves of his own.
- > UNLV is guided by eighth-year head coach Stan Stolte, who served as the program's associate head coach from 2011-15. Prior to his arrival in Las Vegas, Stolte spent 14 seasons on the staff at Nevada, including the last three as the Wolf Pack's associate head coach. He also worked as an assistant coach for seven years at the University of the Pacific and coached at Northwest Missouri State. During his career, Stolte has coached 115 players who have signed professional contracts, including 17 that made their way to the Major Leagues.

### TJ FONDTAIN MERITS THIRD MW PITCHER OF THE WEEK AWARD

- > For the third time this season and the second straight week, San Diego State left-hander TJ Fondtain (Clovis Calif./Buchanan HS) earned Mountain West Pitcher of the Week honors as announced Monday by the conference office.
- > Fondtain tossed another gem in his last start vs. Nevada when he pitched his second consecutive complete game, lifting the Aztecs to a 9-2 victory on May 14. The SDSU sophomore accomplished the same feat in his previous outing against Air Force on May 7, as the Scarlet and Black prevailed in a 12-0 rout.
- > With his performance, the Clovis, California, native became the first SDSU pitcher to post back-to-back complete games since Dominic Purpura posted consecutive wins late in the 2016 campaign vs. Air Force at home (May 13) and at San José State (May 19).
- > Against the Wolf Pack last Saturday, Fondtain tied his career high with eight strikeouts to offset five hits and five walks. The Aztec sophomore allowed just one earned run and limited Nevada to a measly .172 batting average (5-29) after it entered the contest with a .314 clip as a team and boasted six starters with averages over .302.
- > In addition, Fondtain gave up just two hits (2-16) with runners aboard and induced three double plays, helping to lower his season ERA from 4.91 to 4.39.
- > Though not a factor in his award, Fondtain once again helped his own cause with a 3-for-4 performance at the plate, highlighted by an RBI double.
- > With his award, Fondtain gave the Aztecs seven weekly honors this season after fellow hurler Troy Melton received the same accolade on April 25, while Alex Rodriguez (Feb. 21), Tyler Glowacki (March 7) and Shaun Montoya (April 18) each received freshman of the week recognition.
- > Earlier this year, Fondtain was named MW Pitcher of the Week after leading SDSU to a 7-1 triumph over Hawai'i in its home opener on Feb. 25.
- > For the season, Fondtain finds himself among the Mountain West leaders in several categories this week, including opposing batting average (2nd, .233), fewest hits allowed (T-6th, 60), earned run average (6th, 4.39), fewest earned runs allowed (7th, 33) and innings pitched (6th, 67.2).
- > As a hitter, he is batting .347 (17-49) with two HRs, seven doubles and 10 RBIs, posting a .653 slugging percentage and a .396 on-base percentage.

**A LOOK BACK AT SATURDAY'S WIN OVER NEVADA**

- > Behind starting pitcher TJ Fondtain's second straight complete game, San Diego State defeated Nevada 9-2 in game two of a weekend series at Tony Gwynn Stadium on May 14.
- > Fondtain (3-6) matched his career high with eight strikeouts, allowing just one earned run on five hits and five walks. The SDSU sophomore also helped himself at the plate after tying Poncho Ruiz for game-high honors with three hits.
- > In addition, Cole Carrigg maintained his hot bat with two hits of his own and added two runs to match Ruiz in that statistic.
- > Nevada struck first with an unearned run in the top of the third when Ryan Jackson drew a leadoff walk, advanced on a sacrifice bunt before alertly racing home after Josh Zamora beat out an infield hit and the late throw to Fondtain covering at first was mishandled.
- > Later in the fourth, the Wolf Pack added to its advantage when Anthony Flores smacked a solo homer over the fence in left center to give the visitors a 2-0 advantage.
- > SDSU initiated its comeback in the bottom of the inning when Ruiz singled and advanced to second on a wild pitch before crossing the plate on Carrigg's double to deep right field.
- > The Aztecs vaulted in front for good in the sixth with three runs on three hits and a costly Nevada error. Irvin Weems, who led off with a single and advanced on Miller's sacrifice bunt, promptly scored on Ruiz's towering double to left center, which knotted the score a 2-2. Moments later, Carrigg's grounder to second rolled under the glove of Zamora and into right field, as Ruiz darted home.
- > Fondtain then stepped to the plate and ripped a hot smash down the right-field line, sending Carrigg to third. Shortly thereafter, Shaun Montoya executed an ideal squeeze bunt, plating Carrigg to give the host school a 4-2 cushion.
- > SDSU added a run in the seventh when Tyler Glowacki drew a leadoff walk and moved to second on a wild pitch before circling the remaining bases on Miller's single to left.
- > The Aztecs later broke the game open with four runs on three hits in the eighth. Fondtain doubled home Carrigg, who led off with a single past first, while Montoya scored walked and scored after Glowacki reached on a fielder's choice. In addition, Brian Leonhardt added an RBI single to bring in Fondtain and eventually crossed the plate himself on a wild pitch.
- > Wolf Pack starter Cam Walty (5-5) absorbed the loss after surrendering five runs (three earned) on eight hits and one walk against only three strikeouts. Meanwhile, reliever Russell Hicks failed to record an out after entering the eighth, when he yielded three runs on two hits and a walk before giving way to Jordan Jackson (1.0 IP, 1 R, 1 H, 1 BB, 1 SO).
- > Conversely, Fondtain was aided by three double plays and allowed just one runner to reach third over the final five innings to nail down the victory.

**OFFENSE HEATING UP SINCE APRIL 1**

- > Although more improvement is needed, San Diego State has been producing higher offensive totals since April 1, posting a slash line of .284/.372/.407 and 47 stolen bases to help forge a 12-17 record in that stretch.
- > In the first 24 games of the season, the Aztecs compiled a slash line of .226/.334/.304 with 29 steals, recording a 5-19 mark in that span.
- > In addition, the Scarlet and Black has scored 5.79 runs per game since April 1, compared to an average of 3.96 runs prior that date.
- > Individually, SDSU has been led by Cole Carrigg (.474/.516/.614, 2 HR, 10 2B, 25 RBIs, 14 SB) during that stretch, followed by Poncho Ruiz (.355/.441/.536, 4 HR, 8 2B, 20 RBIs, 30 R, 3 SB).
- > Not to be outdone, TJ Fondtain (.405/.432/.762, 2 HR, 7 2B, 10 RBIs, 7 R) has given the Aztecs a boost at the plate with seven starts at designated hitter and one in left field since April 1.

**AZTECS AMONG NATION'S BEST AT THE PLATE**

- > Despite its slow start this year, San Diego State has demonstrated historical success at the plate over the previous eight seasons, ranking 10th nationally with a collective batting average of .296 between 2014-21.
- > With their performance, the Aztecs trail Morehead State (.310), Jackson State (.308), UNC Greensboro (.308), New Mexico (.305), New Mexico State (.305), Arizona (.301), Bryant (.299), Tennessee Tech (.298) and Air Force (.297) during that span.
- > Last season, SDSU finished with a team batting average of .335, which ranked second in the country.

**YOUTH SHALL BE SERVED**

- > In all, San Diego State has had 20 of 37 players make their initial appearances in an Aztec uniform this season, including 10 true freshmen.
- > Shaun Montoya, a redshirt freshman, has started 36 of 39 games in the outfield (26 RF, 10 CF) and leads all SDSU rookies with a .293 batting average while ranking second with 36 hits and a .383 on-base percentage to go with five stolen bases.
- > In 20 Mountain West games as a starter, Montoya also occupies the second spot on the squad overall with a .380 batting average (27-71) and a .450 on-base percentage while ranking third with 27 hits and fourth with a .423 slugging percentage.
- > A native of Rancho Cucamonga, California, Montoya batted a combined .714 (10-14) with seven runs and five RBIs in the three-game series at New Mexico, garnering Mountain West Freshman of the Week accolades on April 18. The UC Irvine transfer posted four hits in each of the first two encounters with the Lobos, becoming the first Aztec player to record four hits in consecutive games since Danny Sheehan accomplished the feat at Air Force in May 2017.
- > Entering the week, Montoya leads the Mountain West with eight sacrifice bunts, which is tied for 28th in the nation.
- > Meanwhile, true freshman Irvin Weems (.257) has started 37 of 43 games in the outfield (34 CF, 3 RF) and leads all SDSU newcomers with 37 hits and 13 stolen bases, the latter of which ranks second on the team and third in the Mountain West.
- > Weems posted a six-game hitting streak from April 9-16, when he batted .458 (11-24) with eight stolen bases, seven RBIs and six runs scored. The Las Vegas native has collected multiple hits in 10 games this season and has five games with two or more RBIs to his credit.
- > In the second game of the MW series at San José State that was completed on March 20, Weems went 3-for-5 with three RBIs and two runs scored, highlighted by his first collegiate homer, a two-run shot in the eighth. In the series finale against the Spartans, he added two more hits and swiped his first career base.
- > Fellow classmate Tyler Glowacki (.248), an alumnus of nearby Santana High School, has started 33 games in the outfield (20 RF, 13 LF) and ranks third among all SDSU rookies with 30 hits while sharing the sixth spot on the squad with five doubles. He is also tied for seventh on the team with multiple hits in six games.

**2022 SITUATIONAL RECORDS**

Overall.....	17-36
Home.....	8-25 L1
Road.....	8-9 W1
Neutral.....	1-2 L1
Current Streak.....	L1
Last 5.....	3-2
Last 10.....	4-6
Day Games.....	5-11 L1
Night Games (after 5 p.m.).....	12-25 W1
Mountain West games.....	9-18 L1
Mountain West home games.....	3-12 L1
Mountain West road games.....	6-6 W1
Non-conference games.....	8-18 L2
Games vs. WCC.....	0-2 L2
Games vs. Big West.....	4-7 L2
Games vs. Pac-12.....	2-6 L2
Following loss.....	13-22 W2
Following win.....	4-13 L2
February.....	3-5 L1
March.....	2-14 L4
April.....	7-11 W1
May.....	5-6 L1
in California.....	12-32 L1
in Arizona.....	1-2 L1
in Nevada.....	1-2 L2
in Colorado.....	0-0 W3
in New Mexico.....	3-0 W5
Leading after 6.....	15-9 W2
Trailing after 6.....	2-26 L2
Tied after 6.....	0-1 L1
Leading after 7.....	15-7 W1
Trailing after 7.....	1-27 L2
Tied after 7.....	0-1 L1
Leading after 8.....	14-3 W2
Trailing after 8.....	1-30 L2
Tied after 8.....	0-3 L3
Extra Innings.....	1-2 W1
Walk-offs.....	2-1 W1
One-run games.....	7-5 W3
Run-rule games.....	0-0 L1
Aztecs score first.....	12-10 L2
Opponent scores first.....	5-26 W2
Shutouts.....	1-4 W1
Aztecs score 0-2 runs.....	1-14 L2
Aztecs score 3-5 runs.....	5-13 L2
Aztecs score 6 or more runs.....	11-9 W3
Aztecs hit 0 home runs.....	11-23 W1
Aztecs hit a home run.....	6-13 L3
Regular Season Series Openers.....	3-9 L2
Regular Season Series Finales.....	4-8 L1
on Monday.....	0-2 L2
on Tuesday.....	3-7 L1
on Wednesday.....	0-1 L1
on Thursday.....	1-1 L1
on Friday.....	5-8 L2
on Saturday.....	4-9 W2
on Sunday.....	4-8 L1
Aztecs make no errors.....	6-5 W3
Opponent makes no errors.....	5-16 L3
Aztecs outhit opponent.....	13-12 L1
Opponent outhits Aztecs.....	1-22 L21
Hits are tied.....	3-2 W3

## Week 14 at UNLV

- > In addition to Montoya, Glowacki (March 7) and infielder Alex Rodriguez (Feb. 21) have netted Mountain West Freshman of the Week honors.
- > After sitting out the 2021 campaign as a redshirt, Johnny Giannola has made 23 starts this season, including 17 in left field and six at designated hitter. The Dana Point, California, native has had five games with multiple hits thus far, including the Aztecs' 7-1 triumph over Hawai'i in the Tony Gwynn Legacy on Feb. 25, when he scored two runs and drove in another. Giannola has also hit two triples this season.
- > Tino Bethancourt, another redshirt freshman, has displayed his versatility in 40 starts (24 3B, 16 1B) and has reached base safely in 25 of his last 30 games. Despite a modest .248 batting average, the El Dorado Hills, California, product ranks second on the squad with 27 walks, which is tied for ninth in the MW, while his .416 on-base percentage is third among SDSU regulars.
- > On the mound, true freshmen Chris Canada and Eldridge Armstrong III have each made 14 appearances in their first season on The Mesa.
- > Canada earned seven starts this season, posting a 2-1 record with a 5.19 ERA and 38 strikeouts in 43 1/3 innings. The Aztec lefty registered his second career win on May 1 at Fresno State after yielding three runs on two hits and four walks in five innings of work, as the Scarlet and Black downed the Bulldogs, 8-5. Against Air Force on May 8, Canada matched his career-high with seven strikeouts, offsetting five hits and three walks in 5 2/3 innings but not factor in the decision before SDSU rallied for a 7-6 triumph in 12 innings. The Orange County native collected his first collegiate victory in the Aztecs' 5-1 victory over Long Beach State at home on April 5, after recording a personal-best seven strikeouts in five scoreless innings during which he scattered three and a pair of walks.
- > Armstrong, meanwhile, is 1-0 on the year with a 4.44 ERA and 25 strikeouts in 24 1/3 innings. The SDSU right-hander picked up his first collegiate victory on April 16 in the Aztecs' 11-8 triumph at New Mexico. He also struck out a season-high six batters in just three innings of relief vs. UCSD on May 3.

### STREAKING AZTECS

- > Poncho Ruiz has reached base in 22 consecutive games since April 9, marking the team's longest streak this season. Irvin Weems had his 20-game streak snapped vs. Air Force on May 7.
- > Cole Carrigg has hit safely in 14 straight games since April 21, raising his batting average from .360 to .398, which ranks third in the Mountain West. Ruiz also compiled a season-best 11-game hitting streak from April 19 to May 6.
- > In addition, Carrigg leads the Scarlet and Black with multiple hits in 25 games, accomplishing the feat in 14 of his last 19 starts, followed by Caden Miller (15), Ruiz (14) and Brian Leonhardt (13).
- > A sophomore utility player, Carrigg became just the second Aztec player in the last six seasons to record six hits in a single game (Jaden Fein - 2021) when he notched a career-high 6-for-6 effort at New Mexico on April 15.
- > In addition, Carrigg tops the squad with multiple RBIs in 12 contests, highlighted by the aforementioned performance vs. the Lobos, where he set a collegiate best with four runners driven in.
- > Ruiz has started 51 of 52 games he has played, sitting out just one contest vs. CSUN on May 4. The SDSU sophomore has earned 42 starts at catcher and nine at designated hitter. In addition, Ruiz has batted third in 49 games and twice in the cleanup position.
- > Miller, meanwhile, has missed just two games this year, making 34 consecutive starts before sitting out the series finale at New Mexico on April 17. The SDSU sophomore did not start the CSUN game, but entered later in the contest as a pinch hitter. Miller has started 19 of the last 23 games at second base after playing exclusively at shortstop.
- > Additionally, Carrigg ranks third on the squad with 50 position starts, including 21 at shortstop, 14 at second base, nine in center field, five at catcher and one at designated hitter.

### TJ FONDTAIN EARNS SECOND MW PITCHER OF THE WEEK HONOR ON MAY 9

- > San Diego State left-hander TJ Fondtain was named Mountain West Pitcher of the Week for the second time this season as announced Monday by the conference office.
- > Fondtain was brilliant in his latest start vs. Air Force when he tossed a complete-game shutout, the first of his career, to key the Aztecs' 12-0 conquest on May 7.
- > With his effort, the Clovis, California, product became the first SDSU pitcher to record a complete-game shutout since Justin Goossen-Brown accomplished the feat in an 8-0 whitewash of New Mexico at home on May 16, 2019.
- > Against the Falcons last Saturday, Fondtain yielded just four hits without a walk and struck out seven batters, which was one short of his career high. The Aztec sophomore limited Air Force to a paltry .129 batting average (4-31) after it entered the contest with a .312 clip as a team and boasted three players with averages over .354.
- > In addition, Fondtain retired the side in five of nine innings and reached ball three in the pitching count just twice during the game. Not to be outdone, he allowed only two batters to reach second on doubles in the eighth and ninth inning, but he prevented further advance on both occasions to keep the shutout intact.
- > Though not a criterion for his award, Fondtain helped his own cause with a 3-for-5 performance at the plate, notching two doubles, an RBI and a run scored to help SDSU blank the Falcons for the first time since the 2013 campaign.

### STRIKEOUTS GALORE

- > San Diego State has recorded double-digit strikeouts in 21 of 53 games this year, including a season-high 21 vs. Hawai'i in 15 innings on Feb. 28.
- > Troy Melton fanned a career-best 11 hitters in his last outing against Air Force on May 6, marking the highest total by an Aztec pitcher this season and the most since Bubba Derby struck out 15 batters against the same Falcon program on April 4, 2014.
- > Last month, Melton also posted 10 strikeouts in a home start against San José State on April 8, marking the first double-digit total since Logan Boyer also struck out 10 batters vs. San Francisco on Feb. 15, 2019.
- > Following Melton are Jonny Guzman and Kelena Sauer, both of whom posted career-high strikeouts with nine Ks apiece. Guzman fanned nine hitters in his first collegiate start at UC Irvine on Feb. 22, while Sauer accomplished the feat against UNLV on March 12.
- > In addition, TJ Fondtain struck out a career-high eight batters on two occasions vs. Nevada (May 14) and San José State (April 9).
- > In addition, five other Aztec hurlers have compiled collegiate-best totals with over five strikeouts this season: Jacob Flores (7 vs. Utah, Feb. 27), Jadon Bercovich (7 vs. Hawaii, Feb.28), Chris Canada (7 vs. Long Beach State, April 5 & vs. Air Force, May 8 ), Hunter Hargett (6 at UC San Diego, April 19) and Eldridge Armstrong (6, vs. UC San Diego, May 3).
- > Entering the weekend, Melton is tied for fifth in the Mountain West with 61 strikeouts, while Fondtain (56) ranks seventh, followed by Guzman, who is tied for 15th with 48 Ks of his own.
- > Collectively, San Diego State occupies the second spot in the conference with 9.1 strikeouts per nine innings, which ranks 81st in the nation as of May 18
- > SDSU recorded 27 games with 10 or more strikeouts during the 2019 campaign, marking the most double-digit strikeout performances for the Scarlet and Black in the MW era (since 2000). SDSU surpassed the previous MW record of 23 set in a 10-6 win at Fresno State on May 11, 2019.
- > Last season, the Scarlet and Black registered 10 or more strikeouts in 18 games, notching a 15-3 record in those contests.
- > The Aztecs posted double-digit strikeouts in their last six home games of the 2021 campaign, including a combined 33 Ks in their three-game sweep over San José State, May 8-9, 2021.
- > Previously, in SDSU's sweep of Dixie State, April 24-25, 2021, Trailblazer hitters were punched out 42 times during the series, including 15 in the doubleheader opener, which marked a season-high for the SDSU staff.
- > During the shortened 2020 season, the SDSU pitching staff completed seven games with 10 strikeouts: vs. Virginia Tech, Cal State Fullerton, Iowa, Nebraska, at UC Irvine and twice against Oregon State. Not surprisingly, the Scarlet and Black went 6-1 in those contests.
- > Dating back to 2019, the Aztecs are 42-28 in their last 70 games when striking out 10 or more batters.

### TROY MELTON RECEIVES MW PITCHER OF THE WEEK DISTINCTION ON APRIL 25

- > San Diego State's Troy Melton (Anaheim, Calif./Canyon HS) was named Mountain West Pitcher of the Week as announced April 25 by the conference office.
- > Melton tossed the second complete of his career on April 22 in the Aztecs' 2-1 victory over Grand Canyon, which entered the contest with a No. 30 national ranking by Collegiate Baseball Newspaper.
- > With his performance, the Anaheim, California, native recorded SDSU's first nine-inning complete game since Justin Goossen-Brown accomplished the feat in an 8-0 blanking of New Mexico at home on May 16, 2019.
- > Against the Lopes, Melton allowed just one unearned run on five hits and no walks while posting five strikeouts, lowering his season ERA from 1.80 to 1.38 in the process. In addition, the SDSU right-hander limited GCU to a .192 batting average after maintaining a .303 season clip prior to the game to emerge triumphant for the third time in his last four starts.
- > Melton set the tone early, retiring the first nine hitters he faced before totaling 124 pitches for the night, 64 percent of which were strikes (79). The Aztec junior gave up a leadoff single in the ninth but needed just seven more pitches to get the final three outs and finish the game.
- > With his award, Melton earned the third conference weekly honor of his career and gave the Aztecs five certificates this season after fellow hurler TJ Fondtain garnered the same accolade on Feb. 28, while Alex Rodriguez (Feb. 21), Tyler Glowacki (March 7) and Shaun Montoya (April 18) each received freshman of the week distinction.
- > Melton also pitched a complete game in SDSU's 17-0 run-rule victory in seven innings over Fresno State at Tony Gwynn Stadium on March 6, 2021, earning MW Pitcher of the Week honors for that performance, too.

### SHAUN MONTOYA NETS MW FRESHMAN OF THE WEEK HONORS ON APRIL 18

- > Shaun Montoya (Rancho Cucamonga, Calif./Damien HS) was named Mountain West Freshman of the Week as announced on April 18 by the league office.
- > With his award, Montoya garnered the first conference weekly accolade of his career and gave the Aztecs four certificates this season after Tyler Glowacki (March 7) and Alex Rodriguez (Feb. 21) received the same distinction, while TJ Fondtain (Feb. 28) merited conference pitcher of the week honors.
- > In four games from April 12-16, Montoya led the Scarlet and Black in numerous categories, including

batting average (.647), on-base percentage (.684), slugging percentage (.882), total bases (15), hits (11) and runs scored (7) while sharing the top spot with two doubles.

- > Additionally, the SDSU right fielder led the team with an 83.3 success rate in advance runners for the week (10-12) and hit .833 with runners in scoring position (5-6), compiling five RBIs. Defensively, he also made 12 putouts without an error and contributed an assist for a clean 1.000 fielding percentage for the week.
- > Montoya was instrumental in the Aztecs' first series sweep over New Mexico in Albuquerque since 1990 after leading the team with a .714 batting average during the series (10-14) while tying for the top spot with 10 hits.
- > The Rancho Cucamonga, California, product recorded seven straight hits at one point between the first and second games of the series vs. the Lobos, finishing with multiple hits in all three contests, including a 4-for-4 performance in the opener, where he contributed two RBIs. In the third inning of that game, he doubled and scored, helping the SDSU build a 4-0 lead it would not relinquish.
- > Montoya tied his career high with a 4-for-6 effort in game two at UNM, highlighted by his first collegiate triple, becoming the first Aztec to record four hits in consecutive games since Danny Sheehan accomplished the feat at Air Force in May 2017. The UC Irvine transfer also set a personal best with three runs scored in that contest and delivered two more RBIs, as the Aztecs outlasted the Lobos, 14-13.
- > In the series finale, Montoya went 2-for-4 with an RBI and two runs scored. He was struck by a pitch in the eighth inning of that game and scored a key run, helping SDSU hold off a late UNM charge, 11-8.

**GOING, GOING, GONE**

- > San Diego State has emerged victorious in 49 of its last 74 games dating back to 2019 when launching one out of the park.
- > The Aztecs homered in 29 of 46 games last season, posting a 21-8 record in those contests.
- > SDSU went 17-5 during the 2019 campaign when going yard and 5-2 in 2020.
- > After recording a home run in just six of their first 24 contests, the Aztecs have hit one deep in 13 of their last 29 games, posting a season-high three bombs in the series opener at New Mexico on April 14.
- > Additionally, after not homering in any of its first five victories of the 2022 campaign, SDSU has gone yard at least once in six of its last 12 wins.



**IN MEMORIAM: JIM DIETZ (1938-2022)**

- > Former San Diego State baseball head coach Jim Dietz passed away Sunday, March 27 at the age of 83.
- > Dietz, who retired at the end of the 2002 campaign, completed an illustrious 31-year career at SDSU as one of the all-time winningest coaches in NCAA history.
- > His final mark of 1,231-750-18 (.620) ranked seventh nationally among active Division I coaches at the time he finished his final season with the Aztecs.
- > During his legendary career at San Diego State, the Aztecs won numerous conference, divisional and regular-season titles, earning Dietz various league and regional coach-of-the-year honors.
- > In 1979, Dietz guided the Scarlet and Black to the program's first-ever NCAA Tournament appearance, a feat he accomplished seven additional times in 1981, 1982, 1983, 1984, 1986, 1990 and 1991.
- > "Our San Diego State baseball family mourns the loss of Hall-of-Fame Coach Jim Dietz," said current Aztec head coach Mark Martinez. "His impact during his 31 years as the head coach at SDSU was felt not only within the San Diego community, but also nationally as an ambassador for our great game. The standard he set for excellence

in the classroom and on the diamond resonates within our program today. We continue to strive to meet the foundational expectations of Coach Dietz's legacy."

- > Individually, Dietz's SDSU players garnered 28 All-America accolades, 42 all-district/all-region honors and 85 all-conference certificates. Among the many notable players Dietz coached were Tony Gwynn, Bud Black, Mark Grace, Dave Smith, Bobby Meacham and Travis Lee.
- > Born in Eugene, Oregon, Dietz played at Southern Oregon College, where he was three-time all-conference infielder and an NAIA All-American as a senior in 1959. Following graduation, he spent three years in the Detroit Tigers organization, reaching the Double-A level before leaving the pro ranks as a player.
- > Dietz began his baseball coaching career in 1963 at Lowell (Ore.) High School, where he remained for two seasons before moving to Pleasant Hill (Ore.) High School for three years from 1965-68. While at Pleasant Hill, he coached the varsity baseball team, winning three straight league titles to go with a state championship in 1968.
- > Later in 1968, Dietz became the freshman and junior varsity baseball coach at the University of Oregon, where he also guided the freshman men's basketball squad, before his appointment as head coach at San Diego State in 1972.
- > During the 1970s, Dietz became one of the most successful summer coaches in history, spending seven seasons with the Fairbanks Goldpanners of the Alaska League. He compiled a 348-151 record in Fairbanks, taking all seven of his teams to the National Baseball Congress national finals and winning four summer championships. For his efforts, he was named NBC Coach of the Decade. Among the players he coached with the Goldpanners were future Major League stars Dave Winfield, Mark McGwire and Steve Swisher.
- > Dietz was inducted into the American Baseball Coaches Association Hall of Fame in 2002 and was enshrined into the Aztec Athletics Hall of Fame in 2019. He is also a member of the Southern Oregon University Hall of Fame.
- > Other honors Dietz merited include the Super Star Award from Collegiate Baseball magazine, the Citizen of the Year Award from the City Club of San Diego and the Breitbard Award for his baseball contributions to the San Diego community.
- > Dietz earned a bachelor's degree in social studies from Southern Oregon College and received a master's degree in counseling from the University of Oregon.

**REWIND: THE 15-INNING MARATHON VS. HAWAII**

- > After winning two of three games in the Tony Gwynn Legacy, San Diego State faced Hawai'i in a 15-inning contest on Monday that lasted six hours and 14 minutes, with the Rainbow Warriors prevailing by an 8-5 count.
- > The Aztecs' 15-inning affair was their longest game since April 19, 2013, when the Scarlet and Black dropped a 9-8 decision at UNLV in 17 innings.
- > Both teams squandered numerous scoring chances, combining for 32 runners left on base, including 17 for SDSU and 15 for the visitors.

**AZTECS AMONG MOUNTAIN WEST TOP 20  
(ALL GAMES AS OF MAY 18)**

**Tino Bethancourt**

Walks.....	27	T-10th
Stolen Bases.....	6	T-12th

**Cole Carrigg**

Stolen Bases.....	19	2nd
Sacrifice Bunts.....	5	T-3rd
Batting Average.....	.398	T-2nd
Hits.....	80	T-5th
On-Base Percentage.....	.438	T-10th
Doubles.....	13	T-17th

**Brian Leonhardt**

Sacrifice Flies.....	4	T-9th
----------------------	---	-------

**Caden Miller**

Stolen Bases.....	13	4th
Sacrifice Bunts.....	4	T-5th
Triples.....	3	T-8th
Hit by Pitch.....	11	T-6th
Walks.....	25	T-14th

**Shaun Montoya**

Sacrifice Bunts.....	8	1st
----------------------	---	-----

**Poncho Ruiz**

Walks.....	30	7th
On-Base Percentage.....	.419	18th
Hits.....	61	T-20th

**Irvin Weems**

Stolen Bases.....	14	3rd
Sacrifice Bunts.....	4	T-6th

**Jadon Bercovich**

Games Finished.....	11	T-6th
---------------------	----	-------

**Jacob Flores**

Strikeouts.....	41	19th
-----------------	----	------

**TJ Fontain**

Opp. Batting Average.....	.233	2nd
Earned Run Average.....	4.39	6th
Innings Pitched.....	67.2	6th
Fewest Hits Allowed.....	60	T-6th
Strikeouts.....	56	7th
Fewest Walks Allowed.....	30	T-17th

**Troy Melton**

Earned Run Average.....	1.82	1st
Fewest Walks Allowed.....	13	1st
Fewest Hits Allowed.....	53	2nd
Opp. Batting Average.....	.239	4th
Strikeouts.....	61	5th
Wins.....	4	T-12th

**Kelena Sauer**

Saves.....	4	T-6th
Games Finished.....	11	T-6th
Strikeouts.....	43	18th



## Week 14 at UNLV

- > In addition, the Aztecs and Warriors collectively used 16 pitchers on the night, including nine for Hawai'i and seven for SDSU.
- > SDSU hurlers struck out a season-high 21 batters, including a career-best seven from reliever Jaden Bercovich.
- > Aztec hitters were plunked six times, including Caden Miller, who was victimized on three occasions.
- > Kenny LeBeau (2B) and Blake Butcher (3B) each received their first starting assignments for the Scarlet and Black, while pinch hitter Brady Zavorek and reliever Omar Serrano logged their first collegiate appearances.
- > LeBeau drove in his first two runs as an Aztec with a single in the bottom of the seventh.
- > In all, San Diego State used 25 players on its 37-man roster during the contest.

### OTHER TRENDS

- > The Aztecs are 107-29 in their last 136 games when scoring five or more runs, including a stellar 29-6 record last year after posting a 6-2 mark in 2020.
- > San Diego State is 71-44 in its last 115 games following a loss, including an 11-5 mark in 2021. The Scarlet and Black is off to an 13-22 start this season in games following a loss.
- > SDSU snapped a 28-game losing streak when trailing after eight innings on May 8, when it rallied for a 7-6 triumph over Air Force.
- > The Aztecs are 7-5 so far this year in one-run games, recording four of their six victories in that category by 4-3 scores.

### GLOWACKI NAMED MW FRESHMAN OF THE WEEK ON MARCH 7

- > San Diego State's Tyler Glowacki collected Mountain West Freshman of the Week honors, the league office announced on March 7.
- > In four starts from Feb. 28-March 6, Glowacki led the Aztecs with a .375 batting average (6-16), six hits and a .500 on-base percentage.
- > Against Hawai'i on Feb. 28, the SDSU outfielder set career highs with three hits and two runs scored, though the Scarlet and Black dropped an 8-5 decision in 15 innings. In that game, he singled and scored the tying run in the bottom of the eighth that sent the contest into extra innings.
- > An alumnus of nearby Santana High School, Glowacki closed out the week with a 2-for-4 effort in the series finale vs. Arizona State on March 6, driving in the go-ahead run with a sharp single to center field in the sixth inning to help the Aztecs secure a 4-3 victory and snap a four-game losing streak.
- > In addition, Glowacki made three putouts without an error on the week for a clean 1.000 fielding percentage.

### FONDTAIN TABBED MW PITCHER OF THE WEEK ON FEB. 28

- > San Diego State sophomore TJ Fondtain was named Mountain West Pitcher of the Week by the league office on Feb. 28.
- > In just his second career start on the mound, Fondtain earned his first collegiate victory after helping SDSU post a 7-1 triumph over Hawai'i at the Tony Gwynn Legacy on Feb. 25.
- > Against the Rainbow Warriors, the Aztec left-hander recorded a career-high seven strikeouts, yielding just one unearned run on a scant three hits and no walks in 6.0 innings.
- > A native of Clovis, California, Fondtain retired the first 13 Hawai'i hitters, notching five of his strikeouts in that span. He also helped his cause by picking off a runner at second base in the top of the fifth inning.
- > In addition, Fondtain displayed great control in his start vs. the Warriors, reaching ball three in the pitching count just once against 21 batters faced.

### RODRIGUEZ NETS MW FRESHMAN OF THE WEEK HONORS ON FEB. 21

- > San Diego State's Alex Rodriguez was named Mountain West Baseball Freshman of the Week for his performance at the season-opening MLB4 Tournament, held Feb. 18-20 in Scottsdale, Arizona.
- > Rodriguez started all three games at second base for the Aztecs at the prestigious event, leading the team with a .500 batting average and a .600 on-base percentage while tying for the top spot with four hits.
- > A native of Rancho Cucamonga, California, Rodriguez went 3-for-4 with an RBI in his collegiate debut against No. 17 TCU in the opener on Friday, posting singles in his first two career at-bats. He also drove in his first collegiate run after reaching on a fielder's choice in the bottom of the sixth, giving SDSU a 3-2 lead that held up until the bottom of the ninth.
- > Against Houston on Feb. 19, Rodriguez was hit by a pitch and scored during the Aztecs' pivotal three-run outburst in the fifth inning, as the Scarlet and Black held on for its first win of the year in a 4-3 victory.
- > Rodriguez then wrapped up the tournament with a 1-for-3 effort at the plate vs. California on Feb. 20.
- > As a second baseman, Rodriguez did not commit an error in five chances for the weekend, finishing with a clean 1.000 fielding percentage.

### MELTON NAMED TO PRESEASON ALL-MOUNTAIN WEST TEAM

- > Starting pitcher Troy Melton earned a spot on the preseason all-Mountain West team announced on Feb. 10.
- > A native of Anaheim, California, Melton finished among the Mountain West leaders in several categories

- last year, including strikeouts (2nd), innings pitched (4th), opposing batting average (8th – .291), wins (T-10th) and ERA (11th). The Aztec junior also issued one walk or less in eight of his appearances.
- > In addition, Melton received MW Pitcher of the Week recognition after recording his first career shutout vs. Fresno State on March 7, 2021. Against the Bulldogs, he matched his collegiate best with nine strikeouts, allowing just four hits and one walk in the complete-game victory, as SDSU rolled to a 17-0 rout at home.
- > Prior to the 2021 campaign, Melton was named to the USA Golden Spikes Award Preseason Watch List and was ranked 79th on D1Baseball.com's Top 100 college draft prospects.
- > In 2020, Melton collected all-Mountain West accolades in a stellar season that was cut short due to the COVID-19 pandemic, logging a 3-1 record with a 3.22 ERA and 26 strikeouts. He shared the conference lead with three victories, which was tied for 23rd nationally, while his strikeouts and opposing batting average (.192) ranked second and third in the MW, respectively.

### MARTINEZ SIGNS CONTRACT EXTENSION

- > During the offseason, San Diego State head coach Mark Martinez signed a three-year contract extension that will keep him in the Aztec dugout through the 2026 season.
- "Mark has been a tremendous asset to our baseball program, and I look forward to him continuing the success our teams have found on the field and in the classroom," said SDSU director of athletics John David Wicker. "Mark does a great job developing the overall student-athlete, and the young men in our program have certainly benefited, as has our entire Aztec community."
- > Entering his eighth season as head coach at SDSU, Martinez has compiled a 215-150 record (.589), highlighted by three Mountain West tournament championships and a trio of NCAA regional appearances in 2015, 2017, 2018.
- "I am very excited for the opportunity to maintain the tradition of excellence that has been established here at San Diego State," Martinez said. "I am extremely grateful for the support of our administration, alumni and Aztec community. Our program takes tremendous pride in competing for championships and developing young men into outstanding students, athletes and leaders."

### NEW FACES ON THE COACHING STAFF

- > San Diego State head coach Mark Martinez filled two vacancies with a pair of prominent hires over the summer, as Shaun Cole accepted the pitching coach position, while Sergio Brown assumed the role of assistant coach/recruiting coordinator.
- > Cole arrives on The Mesa after a two-year stint at Eastern Kentucky University, where he served as the Colonels' associate head coach/pitching coach in 2019-20.
- > During his tenure, Cole developed and guided one of ECU's most successful pitching staffs while enrolling three of the highest ranked recruiting classes in program history.
- > In Cole's first season in 2019, ECU set team records for strikeouts (510) and lowest opposing batting average (.258) while logging the most victories (32) since 2004 and lowest team ERA (4.79) since 2008.
- > Prior to his stint in the Bluegrass State, Cole served as coordinator for player development with the San Diego Padres, where he was involved in all aspects of baseball operations, scouting and player development.
- > Among his countless duties with the Padres, Cole assisted in player development for the team's minor league system, which was ranked No. 1 in MLB in 2018, including the Padres Dominican Republic Academy.
- > In 2016, Cole was also the pitching coach for the Tri-City Dust Devils, the Padres' short-season Class A affiliate based in Pasco, Washington, where he developed the organization's top pitching prospects.
- > In 2017, Cole served as the coordinator for San Diego's spring training facility in Arizona. In that role, he oversaw the daily operations of mini-camp, extended spring training, as well as two rookie ball teams during the Arizona Fall League. He also managed the AZL Padres that season.
- > From June 2014 to Sept. 2015, Cole served as the director of the 18U National Team for USA Baseball. Among his responsibilities was managing the Tournament of Stars presented by MLB and the 17U National Team Identification Series – both primary selection vehicles for the 18U National Team.
- > Prior to his hire at USA Baseball, Cole spent six seasons at Arizona from 2009-14, serving one year as the Wildcats' director of baseball operations before he was elevated to pitching coach. During Cole's tenure, Arizona made four NCAA regional appearances, highlighted by a College World Series title in 2012, the same season he was named National Pitching Coach of the Year by Collegiate Baseball newspaper.
- > Brown, meanwhile, who has a long association with perennial national power Cal State Fullerton both as a player and coach, arrived at SDSU after serving as the Titans' associate head coach/recruiting coordinator in 2020 and 2021.
- > Brown brings a plethora of postseason experience with him to "America's Finest City", having participated in eight NCAA Regionals, six NCAA Super Regionals and four College World Series as a coach and player. In addition, Brown is one of only two coaches in the history of college baseball to go to the College World Series with three different programs – Cal State Fullerton, UC Irvine and Arizona.
- > Throughout his career, Brown has recruited and/or coached 35 players with Major League Baseball experience.
- > Prior to his most recent stint at Fullerton, Brown spent four years at Arizona from 2016-19, helping the Wildcats to consecutive NCAA Tournament berths in his first two seasons, highlighted by a runner-up finish at the 2016 College World Series.



## Week 14 at UNLV

- > During his tenure in Tucson, five position players garnered multiple All-America honors by an array of national publications, while two student-athletes were named Freshmen All-Americans.
- > Brown was an infielder on Cal State Fullerton's 1995 national championship team after transferring from Cal Poly Pomona, where he competed from 1991-93. While at CPP, he was a member of Bronco squads that captured the CCAA co-championship in 1991 and earned a spot in the 1993 NCAA Division II West Regionals.

### MR. UTILITY

- > Cole Carrigg displayed his versatility in his first year on The Mesa in 2021, appearing in six different positions for the Aztecs.
- > The Turlock, California, native made 21 starts at third, five in left field, three in center, three at second base and one at designated hitter.
- > Not to be outdone, Carrigg has made two appearances as a relief pitcher, allowing two unearned runs on three hits and a walk in 1 1/3 innings.
- > During a three-game series at Air Force in the penultimate weekend of the regular season, Carrigg hit .545 (6-11) with five RBIs and seven runs scored.
- > In 2022, Carrigg has made 21 starts at shortstop, 14 at second base, nine in center field, five behind the plate and once each at pitcher and designated hitter.

### LOCAL HEROES

- > San Diego State boasts 11 players on its current roster who are alumni of San Diego County high schools, including Brian Leonhardt and Ricky Tibbett (Eastlake); Fisher Pyatt and Charlie Rhee (St. Augustine); Joseph Ingrassia (Valhalla); Trevor Hazelhurst (Granite Hills), Deron Johnson (Poway); Evan Sipe (San Marcos); Poncho Ruiz (Mater Dei Catholic), Tyler Glowacki (Santana) and Hunter Hargett (Point Loma).


### AZTECS IN MLB DRAFT

- > Since 1965, San Diego State has had 223 student-athletes chosen in the MLB First-Year Player Draft.
- > In 2021, the Aztecs had five players picked in the MLB Draft, giving the Scarlet and Black 28 selections overall since 2015.
- > Infielder Mike Jarvis was selected by Pittsburgh in the sixth round with the 163rd pick, while catcher Wyatt Hendrie also went to the Pirates shortly thereafter in the seventh round in the 193rd spot overall.
- > In addition, the New York Mets grabbed center fielder Matt Rudick in the 13th round (382nd overall); right fielder Jaden Fein was selected by the Washington Nationals in the 15th round (443rd overall), while right-handed pitcher Michael Paredes was snapped up by the Minnesota Twins in the 18th round (549th overall).
- > SDSU's five MLB Draft picks in 2021 were the most by a Mountain West school after Fresno State and New Mexico had two apiece, followed by Nevada, San José State and UNLV with one each.


### CRAZY TONY GWYNN PLAYER STATS

- > Tony Gwynn completed his illustrious career with a .338 lifetime batting average. Every other player who had a career batting average of at least .338 played before 1943.
- > Gwynn hit .368 over a five-year stretch between 1993 and 1997.
- > Gwynn faced Tom Glavine, Greg Maddux, Pedro Martinez, and John Smoltz a combined 323 times. He struck out three times over those at bats.
- > Gwynn never struck out more than 40 times in a season and struck out less than 20 times in six straight years. He had a career-low 15 strikeouts in 1995.

# 2022 AZTEC RADIO/TV ROSTER




**1**  
**Caden MILLER**  
So. | 5-11 | 180 | S-R  
IF | Newhall, Calif.



**2**  
**Brady ZAVOREK**  
Fr. | 5-11 | 175 | R-R  
IF | Fresno, Calif.



**3**  
**Kenny LeBEAU**  
R-Jr. | 5-10 | 175 | L-R  
IF | Granite Bay, Calif.



**5**  
**Fisher PYATT**  
So. | 6-0 | 180 | S-R  
IF | San Diego, Calif.




**8**  
**Cole CARRIGG**  
So. | 6-2 | 180 | S-R  
C/UT | Turlock, Calif.



**9**  
**Charlie RHEE**  
So. | 5-10 | 175 | R-R  
OF | San Diego, Calif.



**10**  
**Tino BETHANCOURT**  
R-Fr. | 6-2 | 190 | R-R  
IF | El Dorado Hills, Calif.



**11**  
**Avery JONES**  
Sr. | 6-6 | 215 | R-R  
IF | Gig Harbor, Wash.



**12**  
**Max FOXCROFT**  
So. | 5-9 | 170 | L-R  
IF | Newport Coast, Calif.



**13**  
**Alex RODRIGUEZ**  
R-Fr. | 6-2 | 180 | R-R  
IF | Upland, Calif.



**14**  
**Irvin WEEMS**  
R-Jr. | 6-0 | 190 | R-R  
OF | Las Vegas, Nev.



**15**  
**Xavier CARTER**  
R-So. | 6-4 | 210 | L-L  
OF | Sacramento, Calif.



**18**  
**Tyler GLOWACKI**  
Fr. | 5-10 | 190 | L-L  
OF | San Diego, Calif.



**21**  
**Brian LEONHARDT**  
Jr. | 6-2 | 200 | L-L  
IF/LHP | San Diego, Calif.



**22**  
**Chris CANADA**  
Fr. | 6-7 | 205 | L-L  
IF | Orange, Calif.



**23**  
**Jonny GUZMAN**  
R-So. | 6-2 | 190 | R-R  
RHP | Orange, Calif.



**24**  
**Poncho RUIZ**  
So. | 6-2 | 190 | R-R  
C | Tijuana, B.C., Mexico



**25**  
**Hunter HARGETT**  
Fr. | 6-2 | 185 | R-R  
RHP | San Diego, Calif.



**26**  
**Omar SERRANO**  
R-Jr. | 6-4 | 170 | R-R  
RHP | Downey, Calif.



**27**  
**Joseph INGRASSIA**  
So. | 6-2 | 210 | L-L  
LHP | San Diego, Calif.



**28**  
**TJ FONDTAIN**  
So. | 6-4 | 190 | L-L  
IF/LHP | Clovis, Calif.



**29**  
**Robert BRODELL**  
Jr. | 6-0 | 195 | R-R  
RHP | Brawley, Calif.



**30**  
**Hunter CRANTON**  
R-So. | 6-3 | 195 | R-R  
RHP | San Juan Capistrano, Calif.



**31**  
**Blake BUTCHER**  
R-So. | 6-0 | 200 | L-R  
IF | Newport Beach, Calif.




**32**  
**Ricky TIBBETT**  
So. | 6-2 | 175 | L-R  
RHP | San Diego, Calif.



**35**  
**Julian JACKSON**  
So. | 6-8 | 225 | L-R  
RHP | Powder Springs, Ga.



**36**  
**Jacob FLORES**  
Sr. | 6-4 | 215 | L-L  
LHP | Oxnard, Calif.




**38**  
**Ryan FAULK**  
R-So. | 6-4 | 210 | R-R  
RHP/IF | Rancho Santa Margarita, Calif.



**39**  
**Troy MELTON**  
Jr. | 6-4 | 190 | R-R  
RHP | Anaheim, Calif.




**40**  
**Jadon BERCOVICH**  
R-Fr. | 6-2 | 210 | R-R  
RHP | Reno, Nev.



**41**  
**Deron JOHNSON**  
Jr. | 6-0 | 195 | L-R  
C | Poway, Calif.




**42**  
**Shaun MONTOYA**  
R-So. | 6-2 | 190 | L-R  
OF | Rancho Cucamonga, Calif.



**45**  
**Evan SIPE**  
Fr. | 5-10 | 180 | R-R  
C | San Marcos, Calif.



**46**  
**Trevor HAZELHURST**  
R-So. | 6-2 | 210 | L-L  
OF | San Diego, Calif.



**47**  
**Eldridge ARMSTRONG III**  
Fr. | 6-2 | 205 | R-R  
RHP | Simi Valley, Calif.



**48**  
**Johnny GIANNOLA**  
R-Fr. | 5-11 | 210 | R-R  
UTL | Dana Point, Calif.



**50**  
**Kelena SAUER**  
So. | 6-3 | 205 | R-R  
RHP | Mililani, Hawai'i



**7**  
**Mark MARTINEZ**  
Head Coach  
8th Yr. | Mesa State '84



**0**  
**Shaun COLE**  
Pitching Coach  
1st Yr. | William Penn '04



**20**  
**Sergio BROWN**  
Assistant Coach  
1st Yr. | CSU Fullerton '95



**33**  
**Chris DOYLE**  
Volunteer Assistant Coach  
1st Yr. | SDSU '17

**2022 San Diego State Baseball  
Game Results for San Diego State (as of May 18, 2022)  
(All games)**

Date	Opponent	Score	Inns	Overall	MW	Pitcher of record	Attend	Time
02-18-22	vs #17 TCU	L 3-5	9	0-1-0	0-0-0	BRODELL, R. (L 0-1)	0	3:42
02-19-22	vs Houston	w 4-3	9	1-1-0	0-0-0	SAUER (W 1-0)	0	3:13
02-20-22	vs California	L 3-6	9	1-2-0	0-0-0	FLORES, J. (L 0-1)	0	2:49
Feb 22, 2022	at UC Irvine	L 3-13	9	1-3-0	0-0-0	GUZMAN, J. (L 0-1)	581	3:27
02-25-22	HAWAI'I	w 7-1	9	2-3-0	0-0-0	FONDTAIN (W 1-0)	580	2:47
02-26-22	UTAH	L 0-4	9	2-4-0	0-0-0	SAUER (L 1-1)	694	2:26
02-27-22	UTAH	w 4-3	7	3-4-0	0-0-0	BERCOVICH (W 1-0)	1019	2:58
02-28-22	HAWAI'I	L 5-8	(15)	3-5-0	0-0-0	SERRANO, O. (L 0-2)	315	6:14
03-01-22	UC IRVINE	L 2-3	9	3-6-0	0-0-0	CRANTON, H. (L 0-1)	355	3:27
03-04-22	ARIZONA STATE	L 5-13	9	3-7-0	0-0-0	FONDTAIN (L 1-1)	232	3:10
03-05-22	ARIZONA STATE	L 4-6	9	3-8-0	0-0-0	SAUER (L 1-2)	556	2:49
03-06-22	ARIZONA STATE	w 4-3	9	4-8-0	0-0-0	FLORES, J. (W 1-1)	763	3:12
* 03-11-22	UNLV	L 2-5	9	4-9-0	0-1-0	FONDTAIN (L 1-2)	411	2:49
* 03-12-22	UNLV	L 3-4	9	4-10-0	0-2-0	BERCOVICH (L 1-1)	547	3:34
* 03-13-22	UNLV	L 8-10	9	4-11-0	0-3-0	GUZMAN, J. (L 0-2)	656	3:26
03-15-22	IOWA	L 4-6	9	4-12-0	0-3-0	CARRIGG (L 0-1)	344	4:01
* 03-18-22	at San Jose State	L 2-3	9	4-13-0	0-4-0	FLORES, J. (L 1-2)	418	2:42
* 03-19-22	at San Jose State	L 7-8	9	4-14-0	0-5-0	SAUER (L 1-3)	349	3:47
* 03-20-22	at San Jose State	L 8-9	9	4-15-0	0-6-0	BERCOVICH (L 1-2)	375	3:10
03-22-22	at UC San Diego	w 14-7	9	5-15-0	0-6-0	GUZMAN, J. (W 1-2)	385	4:18
* 03-25-22	FRESNO STATE	L 1-3	9	5-16-0	0-7-0	MELTON (L 0-1)	671	3:01
* 03-26-22	FRESNO STATE	L 2-8	9	5-17-0	0-8-0	SAUER (L 1-4)	548	2:46
* 03-27-22	FRESNO STATE	L 0-4	9	5-18-0	0-9-0	FONDTAIN (L 1-3)	565	2:30
03-29-22	UC SAN DIEGO	L 0-4	9	5-19-0	0-9-0	LEONHARDT (L 0-1)	383	3:26
* 04-01-22	at Nevada	w 13-1	9	6-19-0	1-9-0	MELTON (W 1-1)	716	2:55
* 04-02-22	at Nevada	L 6-12	9	6-20-0	1-10-0	SAUER (L 1-5)	981	3:46
* 04-03-22	at Nevada	L 6-8	9	6-21-0	1-11-0	FONDTAIN (L 1-4)	1350	2:49
04-05-22	LONG BEACH STATE	w 5-1	9	7-21-0	1-11-0	CANADA, C. (W 1-0)	337	2:50
* 04-08-22	SAN JOSE STATE	L 0-4	9	7-22-0	1-12-0	MELTON (L 1-2)	487	3:09
* 04-09-22	SAN JOSE STATE	L 8-11	(10)	7-23-0	1-13-0	SERRANO, O. (L 0-2)	828	4:53
* 04-10-22	SAN JOSE STATE	L 3-7	9	7-24-0	1-14-0	FLORES, J. (L 1-3)	531	3:06
04-12-22	at San Diego	L 3-8	9	7-25-0	1-14-0	HARGETT, H. (L 0-1)	1192	3:35
* 04-14-22	at New Mexico	w 10-3	9	8-25-0	2-14-0	MELTON (W 2-2)	1044	3:04
* 04-15-22	at New Mexico	w 14-13	9	9-25-0	3-14-0	TIBBETT (W 1-0)	1244	3:24
* 04-16-22	at New Mexico	w 11-8	8	10-25-0	4-14-0	ARMSTRONG, E. (W 1-0)	1309	3:30
04-18-22	SAN DIEGO	L 1-15	9	10-26-0	4-14-0	LEONHARDT (L 0-2)	304	3:15
04-19-22	at UC San Diego	L 2-4	9	10-27-0	4-14-0	TIBBETT (L 1-1)	272	3:28
04-21-22	GRAND CANYON	L 2-7	9	10-28-0	4-14-0	FLORES, J. (L 1-4)	314	3:16
04-22-22	GRAND CANYON	w 2-1	9	11-28-0	4-14-0	MELTON (W 3-2)	379	2:34
04-23-22	#7 STANFORD	L 6-9	9	11-29-0	4-14-0	FONDTAIN (L 1-5)	712	3:55
04-24-22	#7 STANFORD	L 4-6	9	11-30-0	4-14-0	GUZMAN, J. (L 1-3)	822	3:36
04-26-22	at Long Beach State	w 4-3	9	12-30-0	4-14-0	BRODELL, R. (W 1-1)	1298	3:05
* 04-29-22	at Fresno State	w 8-4	9	13-30-0	5-14-0	MELTON (W 4-2)	1215	3:13
* 04-30-22	at Fresno State	L 2-6	9	13-31-0	5-15-0	FONDTAIN (L 1-6)	2210	2:49
* 05-01-22	at Fresno State	w 8-5	9	14-31-0	6-15-0	CANADA, C. (W 2-0)	3469	3:28
05-03-22	UC SAN DIEGO	L 6-9	9	14-32-0	6-15-0	FAULKS, R. (L 0-1)	222	3:04
05-04-22	CSUN	L 2-9	9	14-33-0	6-15-0	SERRANO, O. (L 0-3)	266	3:12
* 05-06-22	AIR FORCE	L 8-10	9	14-34-0	6-16-0	SAUER (L 1-6)	265	3:54
* 05-07-22	AIR FORCE	w 12-0	9	15-34-0	7-16-0	FONDTAIN (W 2-6)	303	2:50
* 05-08-22	AIR FORCE	w 7-6	(12)	16-34-0	8-16-0	SAUER (W 2-6)	341	4:04
* 05-13-22	NEVADA	L 3-6	9	16-35-0	8-17-0	BRODELL, R. (L 1-2)	784	3:15
* 05-14-22	NEVADA	w 9-2	9	17-35-0	9-17-0	FONDTAIN (W 3-6)	578	3:02
* 05-15-22	NEVADA	L 3-10	9	17-36-0	9-18-0	CANADA, C. (L 2-1)	561	3:37

( ) extra inning game

**2022 San Diego State Baseball**  
**Team Game-by-Game for San Diego State (as of May 18, 2022)**  
**Batting (All games)**

Date	Opponent	ab	r	h	rbi	2b	3b	hr	tb	bb	ibb	sb	cs	hbp	sac	sf	gdp	k	po	a	e	lob	avg
02-18-22	vs TCU	34	3	6	2	0	0	0	6	2	0	1	1	0	0	0	0	13	27	7	0	7	.176
02-19-22	vs Houston	27	4	6	4	1	0	0	7	4	0	0	2	2	0	1	0	6	27	7	1	6	.197
02-20-22	vs California	29	3	6	3	1	0	2	13	2	0	0	2	0	0	0	0	6	24	5	1	1	.200
Feb 22	at UC Irvine	34	3	10	3	1	0	0	11	4	0	0	0	1	1	0	1	6	24	5	1	10	.226
02-25-22	HAWAII	31	7	7	7	0	1	0	9	2	0	1	1	1	1	0	0	10	27	10	3	4	.226
02-26-22	UTAH	29	0	3	0	1	0	0	4	5	0	0	0	0	0	0	0	11	27	10	1	7	.207
02-27-22	UTAH	25	4	9	4	1	0	0	10	4	0	1	0	0	2	0	0	7	21	9	1	8	.225
02-28-22	HAWAII	52	5	10	5	1	0	0	11	7	2	1	0	6	2	0	0	15	45	17	1	17	.218
03-01-22	UC IRVINE	31	2	5	2	0	0	0	5	5	0	1	0	2	1	0	0	8	27	6	1	10	.212
03-04-22	ARIZONA STATE	35	5	9	4	0	0	0	9	2	0	0	0	1	0	1	0	10	27	14	2	7	.217
03-05-22	ARIZONA STATE	31	4	4	4	0	0	2	10	3	0	1	0	0	0	0	0	8	27	14	2	3	.209
03-06-22	ARIZONA STATE	31	4	8	3	3	0	0	11	7	0	2	1	2	1	0	0	7	27	6	1	13	.213
*03-11-22	UNLV	30	2	5	2	1	1	0	8	3	0	2	0	1	1	0	0	8	27	7	0	6	.210
*03-12-22	UNLV	34	3	9	2	2	0	0	11	3	0	3	1	0	0	0	0	6	27	3	2	7	.214
*03-13-22	UNLV	36	8	13	7	4	0	1	20	5	0	0	1	1	1	1	0	3	27	13	1	9	.225
03-15-22	IOWA	36	4	9	4	2	0	0	11	7	0	2	0	0	0	0	0	20	27	6	1	12	.227
*03-18-22	at San Jose State	33	2	5	2	1	1	0	8	4	0	0	0	2	0	0	0	9	24	12	1	10	.222
*03-19-22	at San Jose State	33	7	11	5	1	0	1	15	10	0	0	0	1	0	0	2	5	24	9	3	10	.228
*03-20-22	at San Jose State	36	8	9	6	0	0	3	18	5	0	4	0	0	1	0	1	4	25	5	0	7	.230
03-22-22	at UC San Diego	38	14	14	12	1	1	0	17	10	0	3	0	2	1	2	0	7	27	10	1	12	.238
*03-25-22	FRESNO STATE	28	1	4	0	0	0	0	4	5	2	2	0	1	2	0	0	13	27	7	3	8	.234
*03-26-22	FRESNO STATE	33	2	7	2	0	1	1	12	0	0	2	0	1	0	0	0	9	27	14	2	5	.233
*03-27-22	FRESNO STATE	30	0	5	0	0	0	0	5	1	0	0	2	2	0	0	0	6	27	12	1	6	.230
03-29-22	UC SAN DIEGO	30	0	4	0	0	0	0	4	2	0	3	0	2	0	0	0	7	27	10	1	7	.226
*04-01-22	at Nevada	43	13	18	12	5	0	2	29	2	0	1	0	0	0	1	1	4	27	13	1	6	.236
*04-02-22	at Nevada	39	6	13	5	2	0	1	18	5	0	2	0	4	0	0	0	9	24	6	4	15	.241
*04-03-22	at Nevada	36	6	10	5	3	0	1	16	5	0	0	1	0	0	0	0	4	24	6	4	8	.242
04-05-22	LONG BEACH STATE	28	5	6	5	1	1	1	12	5	0	1	1	0	0	1	0	6	27	8	0	5	.241
*04-08-22	SAN JOSE STATE	29	0	4	0	0	0	0	4	5	0	1	1	0	0	0	0	7	27	9	1	7	.238
*04-09-22	SAN JOSE STATE	35	8	7	7	0	1	1	12	12	0	9	2	3	0	0	0	7	30	7	3	12	.237
*04-10-22	SAN JOSE STATE	34	3	9	3	0	1	0	11	1	0	4	1	0	0	1	0	3	27	9	0	6	.238
04-12-22	at San Diego	34	3	7	3	2	0	0	9	6	0	0	0	0	1	0	0	7	24	9	1	11	.237
*04-14-22	at New Mexico	43	10	18	9	2	0	3	29	0	0	0	0	1	1	1	1	6	27	11	0	9	.244
*04-15-22	at New Mexico	43	14	18	12	1	1	0	21	3	0	8	0	3	0	1	0	4	27	8	3	9	.250
*04-16-22	at New Mexico	36	11	14	11	3	0	0	17	2	1	4	2	5	0	0	0	5	24	5	0	8	.255
04-18-22	SAN DIEGO	29	1	5	1	3	0	0	8	3	0	1	0	3	0	0	0	8	27	8	5	7	.253
04-19-22	at UC San Diego	31	2	8	2	1	0	0	9	5	0	1	2	0	1	0	0	7	24	6	0	8	.253
04-21-22	GRAND CANYON	30	2	7	2	1	0	0	8	4	0	0	1	0	1	1	0	11	27	8	4	7	.252
04-22-22	GRAND CANYON	28	2	5	2	0	0	0	5	4	0	3	0	0	0	0	0	5	27	12	2	6	.251
04-23-22	STANFORD	31	6	7	4	1	1	0	10	5	0	0	1	0	1	2	0	6	27	11	3	6	.250
04-24-22	STANFORD	31	4	8	3	2	0	0	10	6	0	1	0	1	3	0	0	11	27	15	2	10	.250
04-26-22	at Long Beach State	36	4	11	4	3	0	1	17	3	0	1	2	2	0	0	0	7	27	13	0	10	.252
*04-29-22	at Fresno State	35	8	12	8	3	0	2	21	3	1	0	0	1	3	1	1	6	27	9	0	8	.254
*04-30-22	at Fresno State	31	2	6	2	1	0	0	7	5	0	1	0	1	0	0	2	6	24	6	1	8	.253
*05-01-22	at Fresno State	36	8	9	7	2	1	1	16	3	0	1	0	2	1	0	1	7	27	12	1	7	.253
05-03-22	UC SAN DIEGO	38	6	12	6	1	0	1	16	2	0	0	0	0	0	1	0	5	27	7	3	8	.254
05-04-22	CSUN	36	2	9	2	2	0	1	14	0	0	1	0	0	0	0	0	15	27	6	5	7	.254
*05-06-22	AIR FORCE	35	8	12	8	4	0	0	16	4	1	3	2	3	2	0	0	9	27	9	5	9	.256
*05-07-22	AIR FORCE	36	12	13	10	4	1	0	19	2	0	2	2	4	0	0	0	6	27	6	0	6	.258
*05-08-22	AIR FORCE	40	7	10	6	3	0	0	13	5	0	1	0	0	1	1	0	9	36	15	1	7	.258
*05-13-22	NEVADA	32	3	6	3	2	0	1	11	5	0	0	0	0	1	1	0	4	27	9	2	9	.257
*05-14-22	NEVADA	31	9	11	7	3	0	0	14	3	0	0	1	1	3	0	0	5	27	7	2	5	.259
*05-15-22	NEVADA	32	3	8	3	3	0	1	14	5	0	1	0	1	0	0	0	1	27	13	2	8	.258
Totals		1784	263	461	235	79	12	27	645	215	7	76	30	63	33	17	10	394	1423	481	86	424	.258



2022 San Diego State Baseball  
 Team Game-by-Game for San Diego State (as of May 18, 2022)  
 Pitching (All games)

Date	Opponent	ip	h	r	er	bb	so	2b	3b	hr	wp	bk	hbp	dp	ibb	score	w-l	sv	era
02-18-22	vs TCU	9.0	8	5	5	9	11	3	0	0	5	0	2	1	3	3-5	0-1	0	5.00
02-19-22	vs Houston	9.0	7	3	3	4	12	1	1	0	3	1	1	0	0	4-3	1-1	1	4.00
02-20-22	vs California	8.0	10	6	5	5	10	2	0	1	1	0	1	1	0	3-6	1-2	1	4.50
Feb 22	at UC Irvine	8.0	11	13	12	5	13	1	2	1	4	0	2	0	0	3-13	1-3	1	6.62
02-25-22	HAWAII	9.0	6	1	0	1	9	1	0	0	0	0	0	1	0	7-1	2-3	2	5.23
02-26-22	UTAH	9.0	8	4	3	1	11	1	0	1	2	0	0	0	0	0-4	2-4	2	4.85
02-27-22	UTAH	7.0	5	3	3	2	8	1	0	1	0	0	3	1	0	4-3	3-4	2	4.73
02-28-22	HAWAII	15.0	11	8	8	6	21	3	0	0	2	0	8	2	0	5-8	3-5	2	4.74
03-01-22	UC IRVINE	9.0	4	3	3	8	7	2	0	1	0	0	2	1	3	2-3	3-6	2	4.55
03-04-22	ARIZONA STATE	9.0	19	13	5	5	3	4	0	4	0	0	1	0	1	5-13	3-7	2	4.60
03-05-22	ARIZONA STATE	9.0	13	6	5	2	7	3	1	2	0	0	1	2	0	4-6	3-8	2	4.63
03-06-22	ARIZONA STATE	9.0	7	3	3	4	11	1	1	1	1	0	1	1	0	4-3	4-8	3	4.50
*03-11-22	UNLV	9.0	7	5	5	3	11	1	0	2	0	1	1	0	0	2-5	4-9	3	4.54
*03-12-22	UNLV	9.0	5	4	3	7	18	2	0	0	8	0	4	1	1	3-4	4-10	3	4.43
*03-13-22	UNLV	9.0	11	10	7	7	7	2	1	1	1	0	1	1	1	8-10	4-11	3	4.60
03-15-22	IOWA	9.0	9	6	6	6	13	2	0	1	4	0	3	0	0	4-6	4-12	3	4.68
*03-18-22	at San Jose State	8.0	4	3	1	1	7	3	0	1	0	0	0	0	0	2-3	4-13	3	4.50
*03-19-22	at San Jose State	8.0	10	8	4	6	2	0	2	1	2	0	2	1	1	7-8	4-14	3	4.50
*03-20-22	at San Jose State	8.1	10	9	8	4	6	1	1	2	2	0	2	0	1	8-9	4-15	3	4.70
03-22-22	at UC San Diego	9.0	9	7	6	7	12	2	2	1	4	0	2	1	0	14-7	5-15	3	4.77
*03-25-22	FRESNO STATE	9.0	6	3	3	6	14	1	0	1	0	0	1	0	1	1-3	5-16	3	4.68
*03-26-22	FRESNO STATE	9.0	9	8	7	6	8	4	0	0	1	0	2	0	0	2-8	5-17	3	4.79
*03-27-22	FRESNO STATE	9.0	3	4	3	8	9	1	0	0	0	0	0	0	1	0-4	5-18	3	4.71
03-29-22	UC SAN DIEGO	9.0	7	4	3	8	8	1	0	0	1	0	1	2	0	0-4	5-19	3	4.64
*04-01-22	at Nevada	9.0	5	1	0	1	7	0	0	0	1	0	0	1	0	13-1	6-19	3	4.45
*04-02-22	at Nevada	8.0	8	12	8	5	11	4	1	0	3	0	4	0	1	6-12	6-20	3	4.61
*04-03-22	at Nevada	8.0	6	8	3	6	6	1	0	1	0	0	0	0	1	6-8	6-21	3	4.57
04-05-22	LONG BEACH STATE	9.0	5	1	1	5	12	2	0	0	2	0	0	0	0	5-1	7-21	3	4.44
*04-08-22	SAN JOSE STATE	9.0	7	4	4	5	12	1	0	2	1	0	1	3	0	0-4	7-22	3	4.42
*04-09-22	SAN JOSE STATE	10.0	15	11	7	10	14	2	0	2	1	0	0	0	1	8-11	7-23	3	4.49
*04-10-22	SAN JOSE STATE	9.0	9	7	7	3	6	2	0	3	1	0	0	1	0	3-7	7-24	3	4.58
04-12-22	at San Diego	8.0	5	8	4	10	8	2	0	0	3	0	0	0	0	3-8	7-25	3	4.57
*04-14-22	at New Mexico	9.0	11	3	3	2	10	3	0	0	2	0	0	2	0	10-3	8-25	3	4.53
*04-15-22	at New Mexico	9.0	15	13	10	2	6	2	0	4	1	0	1	0	0	14-13	9-25	4	4.69
*04-16-22	at New Mexico	8.0	14	8	8	6	8	3	0	4	0	0	0	0	1	11-8	10-25	5	4.80
04-18-22	SAN DIEGO	9.0	16	15	9	3	8	2	0	1	5	0	3	0	0	1-15	10-26	5	4.92
04-19-22	at UC San Diego	8.0	11	4	4	9	13	1	0	1	0	0	3	0	2	2-4	10-27	5	4.91
04-21-22	GRAND CANYON	9.0	11	7	4	2	6	2	1	0	1	0	1	0	0	2-7	10-28	5	4.88
04-22-22	GRAND CANYON	9.0	5	1	0	0	5	1	0	0	0	0	0	1	0	2-1	11-28	5	4.76
04-23-22	STANFORD	9.0	9	9	9	11	8	1	0	0	5	1	0	0	1	6-9	11-29	5	4.86
04-24-22	STANFORD	9.0	10	6	6	5	6	1	2	1	4	0	1	1	1	4-6	11-30	5	4.89
04-26-22	at Long Beach State	9.0	7	3	3	3	6	3	0	0	2	0	1	0	1	4-3	12-30	6	4.85
*04-29-22	at Fresno State	9.0	10	4	4	7	7	1	0	0	2	0	2	4	0	8-4	13-30	7	4.83
*04-30-22	at Fresno State	8.0	9	6	6	3	7	3	0	1	2	0	1	0	0	2-6	13-31	7	4.87
*05-01-22	at Fresno State	9.0	8	5	5	5	6	1	0	0	2	0	2	0	0	8-5	14-31	8	4.87
05-03-22	UC SAN DIEGO	9.0	9	9	7	3	13	2	1	1	1	0	1	0	0	6-9	14-32	8	4.92
05-04-22	CSUN	9.0	10	9	5	5	7	2	0	0	2	0	1	1	1	2-9	14-33	8	4.92
*05-06-22	AIR FORCE	9.0	11	10	7	5	12	2	0	0	3	0	2	1	0	8-10	14-34	8	4.96
*05-07-22	AIR FORCE	9.0	4	0	0	0	7	2	0	0	0	0	0	0	0	12-0	15-34	8	4.86
*05-08-22	AIR FORCE	12.0	10	6	6	3	15	2	0	2	1	0	4	0	1	7-6	16-34	8	4.85
*05-13-22	NEVADA	9.0	13	6	5	4	7	2	0	1	0	0	1	1	0	3-6	16-35	8	4.85
*05-14-22	NEVADA	9.0	5	2	1	5	8	0	0	1	0	0	0	3	0	9-2	17-35	8	4.78
*05-15-22	NEVADA	9.0	7	10	9	11	3	2	0	0	1	0	5	1	1	3-10	17-36	8	4.86
Totals		474.1	464	327	256	260	482	95	16	47	87	3	75	36	25	263-327	17-36	8	4.86

**2022 San Diego State Baseball  
Overall Statistics for San Diego State (as of May 18, 2022)  
(All games Sorted by Batting avg)**

Record: 17-36 Home: 8-25 Away: 8-9 Neutral: 1-2 MW: 9-18

Player	avg	gp-gs	ab	r	h	2b	3b	hr	rbi	tb	slg%	bb	hp	so	gdp	ob%	sf	sh	sb-att	po	a	e	fld%	
8 CARRIGG, Cole	.398	51-50	201	34	80	13	1	3	38	104	.517	12	3	26	2	.438	1	5	19-27	120	94	11	.951	
24 RUIZ, Poncho	.313	52-51	195	41	61	12	1	5	31	90	.462	30	7	42	1	.419	2	0	4-5	381	44	10	.977	
1 MILLER, Caden	.283	52-51	191	24	54	3	3	2	25	69	.361	25	11	37	0	.391	3	4	13-15	67	119	13	.935	
14 WEEMS, Irvin	.257	43-37	144	23	37	7	1	3	18	55	.382	18	7	24	0	.365	1	4	14-18	108	0	1	.991	
21 LEONHARDT, Brian	.239	51-48	176	25	42	7	0	5	33	64	.364	17	3	32	2	.310	4	1	1-3	206	22	5	.979	
-----																								
28 FONDTAIN, TJ	.347	25-22	49	7	17	7	1	2	10	32	.653	3	1	16	0	.396	0	0	0-2	8	10	2	.900	
42 MONTOYA, Shaun	.293	39-36	123	17	36	3	1	0	11	41	.333	15	3	23	0	.383	0	8	5-8	75	4	2	.975	
18 GLOWACKI, Tyler	.248	38-33	121	12	30	5	0	0	12	35	.289	20	3	21	1	.363	2	2	2-4	62	1	3	.955	
10 BETHANCOURT, Tino	.248	41-40	117	20	29	5	1	1	12	39	.333	27	8	30	2	.416	2	1	6-7	135	44	7	.962	
45 SIPE, Evan	.200	7-2	10	1	2	1	0	0	2	3	.300	1	1	5	0	.333	0	0	0-0	21	1	1	.957	
15 CARTER, Xavier	.182	25-16	55	10	10	1	1	0	6	13	.236	6	3	11	0	.292	1	0	1-1	30	0	0	1.000	
48 GIANNOLA, Johnny	.181	36-23	94	12	17	3	2	2	9	30	.319	9	4	24	0	.280	0	1	6-9	26	0	1	.963	
3 LEBEAU, Kenny	.174	19-12	46	9	8	3	0	0	4	11	.239	7	3	13	0	.316	1	1	0-1	11	25	3	.923	
41 JOHNSON, Deron	.162	30-13	74	7	12	4	0	2	5	22	.297	9	0	17	1	.253	0	1	1-1	47	12	1	.983	
12 FOXCROFT, Max	.156	16-7	32	6	5	2	0	0	7	7	.219	0	2	9	0	.206	0	1	0-0	2	11	4	.765	
46 HAZELHURST, Trevor	.152	20-9	46	8	7	0	0	2	4	13	.283	7	0	17	1	.264	0	0	0-0	53	1	1	.982	
13 RODRIGUEZ, Alex	.147	29-25	68	5	10	3	0	0	5	13	.191	3	3	30	0	.216	0	3	1-2	33	35	4	.944	
9 RHEE, Charlie	.129	22-10	31	2	4	0	0	0	3	4	.129	6	1	8	0	.289	0	1	3-3	14	7	2	.913	
31 BUTCHER, Blake	.000	4-3	6	0	0	0	0	0	0	0	.000	0	0	4	0	.000	0	0	0-0	1	4	1	.833	
2 ZAVOREK, Brady	.000	2-1	3	0	0	0	0	0	0	0	.000	0	0	3	0	.000	0	0	0-0	0	0	0	.000	
5 PYATT, Fisher	.000	2-0	2	0	0	0	0	0	0	0	.000	0	0	2	0	.000	0	0	0-0	0	1	0	1.000	
35 JACKSON, Julian	.000	7-0	0	0	0	0	0	0	0	0	.000	0	0	0	0	.000	0	0	0-0	1	1	0	1.000	
39 MELTON, Troy	.000	11-10	0	0	0	0	0	0	0	0	.000	0	0	0	0	.000	0	0	0-0	4	8	0	1.000	
26 SERRANO, Omar	.000	9-2	0	0	0	0	0	0	0	0	.000	0	0	0	0	.000	0	0	0-0	0	0	0	.000	
47 ARMSTRONG, Eldridge	.000	14-2	0	0	0	0	0	0	0	0	.000	0	0	0	0	.000	0	0	0-0	1	1	0	1.000	
38 FAULKES, Ryan	.000	5-1	0	0	0	0	0	0	0	0	.000	0	0	0	0	.000	0	0	0-0	0	2	1	.667	
11 JONES, Avery	.000	15-0	0	0	0	0	0	0	0	0	.000	0	0	0	0	.000	0	0	0-0	1	3	0	1.000	
23 GUZMAN, Jonny	.000	22-1	0	0	0	0	0	0	0	0	.000	0	0	0	0	.000	0	0	0-0	2	3	1	.833	
36 FLORES, Jacob	.000	17-6	0	0	0	0	0	0	0	0	.000	0	0	0	0	.000	0	0	0-0	3	4	2	.778	
25 HARGETT, Hunter	.000	8-0	0	0	0	0	0	0	0	0	.000	0	0	0	0	.000	0	0	0-0	0	0	0	.000	
30 CRANTON, Hunter	.000	6-1	0	0	0	0	0	0	0	0	.000	0	0	0	0	.000	0	0	0-0	1	0	0	1.000	
50 SAUER, Kelena	.000	18-7	0	0	0	0	0	0	0	0	.000	0	0	0	0	.000	0	0	0-0	3	7	6	.625	
29 BRODELL, Robert	.000	14-0	0	0	0	0	0	0	0	0	.000	0	0	0	0	.000	0	0	0-0	2	3	3	.625	
40 BERCOVICH, Jadon	.000	14-0	0	0	0	0	0	0	0	0	.000	0	0	0	0	.000	0	0	0-0	2	5	0	1.000	
27 INGRASSIA, Joseph	.000	5-0	0	0	0	0	0	0	0	0	.000	0	0	0	0	.000	0	0	0-0	0	1	0	1.000	
32 TIBBETT, Ricky	.000	21-0	0	0	0	0	0	0	0	0	.000	0	0	0	0	.000	0	0	0-0	0	3	1	.750	
22 CANADA, Chris	.000	14-7	0	0	0	0	0	0	0	0	.000	0	0	0	0	.000	0	0	0-0	3	5	0	1.000	
Totals	.258	53	1784	263	461	79	12	27	235	645	.362	215	63	394	10	.355	17	33	76-106	1423	481	86	.957	
Opponents	.255	53	1822	327	464	95	16	47	288	732	.402	260	75	482	6	.367	18	27	42-60	1426	544	56	.972	

LOB - Team (424), Opp (452). DPs turned - Team (36), Opp (36). CI - Team (0), Opp (1). IBB - Team (7), RUIZ, P. 3, CARRIGG 2, GIANNOLA 1, LEONHARDT 1, Opp (25). Picked off - CARRIGG 2, MONTOYA, S. 2, RODRIGUEZ,A. 1, WEEMS, I. 1, BETHANCOURT 1, RUIZ, P. 1.

**2022 San Diego State Baseball**  
**Overall Statistics for San Diego State (as of May 18, 2022)**  
**(All games Sorted by Earned run avg)**

Player	era	w-l	app	gs	cg	sho	sv	ip	h	r	er	bb	so	2b	3b	hr	b/avg	wp	hp	bk	sfa	sha
39 MELTON, Troy	1.82	4-2	10	10	1	0/0	0	59.1	53	17	12	13	61	11	0	2	.239	2	5	0	2	3
28 FONDTAIN, TJ	4.39	3-6	13	12	2	1/0	0	67.2	60	43	33	30	56	10	0	10	.233	3	4	1	1	3
-----																						
40 BERCOVICH, Jadon	2.35	1-2	14	0	0	0/0	1	23.0	16	9	6	6	31	4	1	0	.195	2	5	1	0	2
23 GUZMAN, Jonny	3.82	1-3	22	1	0	0/0	2	35.1	25	21	15	22	48	7	0	3	.200	8	6	0	2	4
30 CRANTON, Hunter	3.86	0-1	6	1	0	0/0	0	9.1	8	5	4	3	13	4	1	1	.216	3	0	0	0	0
29 BRODELL, Robert	4.29	1-2	14	0	0	0/0	0	21.0	25	19	10	15	12	8	0	1	.294	5	3	0	1	2
47 ARMSTRONG, Eldridge	4.44	1-0	14	2	0	0/0	0	24.1	29	12	12	11	25	5	0	5	.319	6	4	0	1	3
22 CANADA, Chris	5.19	2-1	14	7	0	0/0	0	43.1	39	25	25	30	38	7	1	4	.247	10	10	0	3	1
32 TIBBETT, Ricky	5.29	1-1	21	0	0	0/0	1	34.0	39	21	20	16	29	6	1	7	.283	2	1	0	0	2
36 FLORES, Jacob	5.49	1-4	17	6	0	0/0	0	41.0	46	32	25	24	41	10	3	5	.279	6	3	0	1	1
50 SAUER, Kelena	5.49	2-6	18	7	0	0/0	4	41.0	42	35	25	25	43	7	4	4	.259	15	11	0	1	2
11 JONES, Avery	5.57	0-0	15	0	0	0/0	0	21.0	16	14	13	12	13	3	1	0	.222	2	4	0	2	2
25 HARGETT, Hunter	6.14	0-1	8	0	0	0/0	0	7.1	6	8	5	9	16	0	0	2	.214	4	6	1	0	0
35 JACKSON, Julian	6.52	0-0	7	0	0	0/0	0	9.2	8	8	7	10	8	0	1	1	.222	4	2	0	1	1
26 SERRANO, Omar	8.40	0-3	9	2	0	0/0	0	15.0	15	19	14	18	19	3	0	1	.254	5	4	0	1	0
27 INGRASSIA, Joseph	8.53	0-0	5	0	0	0/0	0	6.1	8	6	6	5	8	3	1	0	.308	3	1	0	0	0
21 LEONHARDT, Brian	10.57	0-2	4	3	0	0/0	0	7.2	14	15	9	5	10	4	0	0	.359	3	3	0	1	0
38 FAULKS, Ryan	11.57	0-1	5	1	0	0/0	0	7.0	11	12	9	3	9	1	2	0	.344	4	3	0	1	1
8 CARRIGG, Cole	54.00	0-1	1	1	0	0/0	0	1.0	4	6	6	3	2	2	0	1	.571	0	0	0	0	0
Totals	4.86	17-36	53	53	3	1/0	8	474.1	464	327	256	260	482	95	16	47	.255	87	75	3	18	27
Opponents	4.18	36-17	53	53	0	4/4	18	475.1	461	263	221	215	394	79	12	27	.258	54	63	9	17	33

PB - Team (17), RUIZ, P. 9, JOHNSON, D. 4, CARRIGG 3, SIPE, E. 1, Opp (6). Pickoffs - Team (4), RUIZ, P. 3, FONDTAIN 1, Opp (8). SBA/ATT - RUIZ, P. (36-49), MELTON (7-9), GUZMAN, J. (7-7), ARMSTRONG, E. (2-7), CANADA, C. (3-6), JOHNSON, D. (4-6), SERRANO, O. (4-5), SAUER (3-5), FONDTAIN (3-4), TIBBETT (3-3), JONES, Av. (0-2), HARGETT, H. (2-2), CRANTON, H. (2-2), BRODELL, R. (1-2), CARRIGG (2-2), JACKSON, JI. (2-2), LEONHARDT (1-1), SIPE, E. (1-1), FLORES, J. (0-1), BERCOVICH (1-1).

**2022 San Diego State Baseball**  
**Overall Statistics for San Diego State (as of May 18, 2022)**  
**(All games Sorted by Fielding pct)**

Player	c	po	a	e	fld%	dp	sba	csb	sba%	pb	ci
15 CARTER, Xavier	30	30	0	0	1.000	0	0	0	---	0	0
39 MELTON, Troy	12	4	8	0	1.000	2	7	2	.778	0	0
22 CANADA, Chris	8	3	5	0	1.000	0	3	3	.500	0	0
40 BERCOVICH, Jadon	7	2	5	0	1.000	0	1	0	1.000	0	0
11 JONES, Avery	4	1	3	0	1.000	1	0	2	.000	0	0
47 ARMSTRONG, Eldridge	2	1	1	0	1.000	0	2	5	.286	0	0
35 JACKSON, Julian	2	1	1	0	1.000	0	2	0	1.000	0	0
5 PYATT, Fisher	1	0	1	0	1.000	0	0	0	---	0	0
30 CRANTON, Hunter	1	1	0	0	1.000	0	2	0	1.000	0	0
27 INGRASSIA, Joseph	1	0	1	0	1.000	0	0	0	---	0	0
14 WEEMS, Irvin	109	108	0	1	.991	0	0	0	---	0	0
41 JOHNSON, Deron	60	47	12	1	.983	3	4	2	.667	4	0
46 HAZELHURST, Trevor	55	53	1	1	.982	2	0	0	---	0	0
21 LEONHARDT, Brian	233	206	22	5	.979	20	1	0	1.000	0	0
24 RUIZ, Poncho	435	381	44	10	.977	3	36	13	.735	9	0
42 MONTOYA, Shaun	81	75	4	2	.975	0	0	0	---	0	0
48 GIANNOLA, Johnny	27	26	0	1	.963	0	0	0	---	0	0
10 BETHANCOURT, Tino	186	135	44	7	.962	10	0	0	---	0	0
45 SIPE, Evan	23	21	1	1	.957	0	1	0	1.000	1	0
18 GLOWACKI, Tyler	66	62	1	3	.955	1	0	0	---	0	0
8 CARRIGG, Cole	225	120	94	11	.951	19	2	0	1.000	3	0
13 RODRIGUEZ, Alex	72	33	35	4	.944	5	0	0	---	0	0
1 MILLER, Caden	199	67	119	13	.935	17	0	0	---	0	0
3 LEBEAU, Kenny	39	11	25	3	.923	4	0	0	---	0	0
9 RHEE, Charlie	23	14	7	2	.913	1	0	0	---	0	0
28 FONDTAIN, TJ	20	8	10	2	.900	1	3	1	.750	0	0
23 GUZMAN, Jonny	6	2	3	1	.833	0	7	0	1.000	0	0
31 BUTCHER, Blake	6	1	4	1	.833	0	0	0	---	0	0
36 FLORES, Jacob	9	3	4	2	.778	0	0	1	.000	0	0
12 FOXCROFT, Max	17	2	11	4	.765	0	0	0	---	0	0
32 TIBBETT, Ricky	4	0	3	1	.750	0	3	0	1.000	0	0
38 FAULKS, Ryan	3	0	2	1	.667	0	0	0	---	0	0
50 SAUER, Kelena	16	3	7	6	.625	1	3	2	.600	0	0
29 BRODELL, Robert	8	2	3	3	.625	1	1	1	.500	0	0
26 SERRANO, Omar	0	0	0	0	.000	0	4	1	.800	0	0
2 ZAVOREK, Brady	0	0	0	0	.000	0	0	0	---	0	0
25 HARGETT, Hunter	0	0	0	0	.000	0	2	0	1.000	0	0
Totals	1990	1423	481	86	.957	36	42	18	.700	17	0
Opponents	2026	1426	544	56	.972	36	76	30	.717	6	1

Hitting minimums - 1 Games 2.5 AB/Game  
Pitching minimums - 1 Games 1.0 IP/Game



**2022 San Diego State Baseball**  
**Conference statistics for San Diego State (as of May 15, 2022)**  
**(MW games only Sorted by Batting avg)**

Record: 9-18 Home: 3-12 Away: 6-6 MW: 9-18

Player	avg	gp-gs	ab	r	h	2b	3b	hr	rbi	tb	slg%	bb	hp	so	gdp	ob%	sf	sh	sb-att	po	a	e	fld%	
8 CARRIGG, Cole	.445	26-26	110	25	49	7	1	2	25	64	.582	6	2	11	1	.479	1	1	15-22	55	57	4	.966	
42 MONTOYA, Shaun	.380	20-20	71	12	27	1	1	0	10	30	.423	6	3	8	0	.450	0	6	4-5	47	3	2	.962	
24 RUIZ, Poncho	.330	27-26	103	27	34	9	1	4	19	57	.553	15	5	23	1	.435	1	0	1-1	203	20	6	.974	
14 WEEMS, Irvin	.306	24-20	85	15	26	5	1	1	14	36	.424	9	6	10	0	.410	0	2	14-17	63	0	1	.984	
1 MILLER, Caden	.231	26-26	104	12	24	1	1	1	8	30	.288	12	5	18	0	.336	1	2	5-6	30	65	10	.905	
21 LEONHARDT, Brian	.220	26-24	91	15	20	5	0	4	24	37	.407	10	3	11	2	.306	4	0	0-0	120	17	2	.986	
-----																								
28 FONDTAIN, TJ	.438	15-13	32	6	14	6	1	1	8	25	.781	1	0	8	0	.455	0	0	0-0	8	3	1	.917	
10 BETHANCOURT, Tino	.340	17-16	47	10	16	2	1	1	6	23	.489	13	4	10	2	.516	0	1	4-4	34	23	3	.950	
18 GLOWACKI, Tyler	.250	19-18	60	8	15	1	0	0	5	16	.267	12	2	6	1	.387	1	2	2-4	34	1	2	.946	
12 FOXCROFT, Max	.250	8-3	16	3	4	2	0	0	6	6	.375	0	1	3	0	.294	0	1	0-0	0	4	1	.800	
45 SIPE, Evan	.250	2-1	4	1	1	1	0	0	2	2	.500	0	0	2	0	.250	0	0	0-0	8	1	0	1.000	
15 CARTER, Xavier	.200	12-8	30	7	6	1	0	0	2	7	.233	2	3	4	0	.314	0	0	1-1	14	0	0	1.000	
9 RHEE, Charlie	.200	8-5	15	2	3	0	0	0	1	3	.200	5	1	3	0	.429	0	0	2-2	5	4	1	.900	
48 GIANNOLA, Johnny	.188	17-12	48	5	9	2	1	2	6	19	.396	3	1	13	0	.250	0	0	3-4	10	0	0	1.000	
3 LEBEAU, Kenny	.174	10-7	23	4	4	2	0	0	0	6	.261	3	1	6	0	.296	0	1	0-1	2	8	2	.833	
46 HAZELHURST, Trevor	.160	11-6	25	6	4	0	0	1	2	7	.280	5	0	8	1	.300	0	0	0-0	47	1	1	.980	
41 JOHNSON, Deron	.146	17-9	48	4	7	2	0	2	3	15	.313	3	0	11	1	.196	0	1	0-0	19	3	0	1.000	
13 RODRIGUEZ, Alex	.111	11-9	27	2	3	3	0	0	3	6	.222	1	1	10	0	.172	0	0	0-0	9	8	1	.944	
35 JACKSON, Julian	.000	2-0	0	0	0	0	0	0	0	0	.000	0	0	0	0	.000	0	0	0-0	0	0	0	.000	
26 SERRANO, Omar	.000	1-0	0	0	0	0	0	0	0	0	.000	0	0	0	0	.000	0	0	0-0	0	0	0	.000	
22 CANADA, Chris	.000	6-5	0	0	0	0	0	0	0	0	.000	0	0	0	0	.000	0	0	0-0	2	4	0	1.000	
27 INGRASSIA, Joseph	.000	1-0	0	0	0	0	0	0	0	0	.000	0	0	0	0	.000	0	0	0-0	0	0	0	.000	
29 BRODELL, Robert	.000	7-0	0	0	0	0	0	0	0	0	.000	0	0	0	0	.000	0	0	0-0	1	1	1	.667	
11 JONES, Avery	.000	8-0	0	0	0	0	0	0	0	0	.000	0	0	0	0	.000	0	0	0-0	1	1	0	1.000	
36 FLORES, Jacob	.000	11-1	0	0	0	0	0	0	0	0	.000	0	0	0	0	.000	0	0	0-0	1	1	0	1.000	
40 BERCOVICH, Jadon	.000	6-0	0	0	0	0	0	0	0	0	.000	0	0	0	0	.000	0	0	0-0	0	2	0	1.000	
30 CRANTON, Hunter	.000	2-0	0	0	0	0	0	0	0	0	.000	0	0	0	0	.000	0	0	0-0	0	0	0	.000	
23 GUZMAN, Jonny	.000	14-0	0	0	0	0	0	0	0	0	.000	0	0	0	0	.000	0	0	0-0	2	2	1	.800	
50 SAUER, Kelena	.000	10-4	0	0	0	0	0	0	0	0	.000	0	0	0	0	.000	0	0	0-0	2	3	3	.625	
32 TIBBETT, Ricky	.000	12-0	0	0	0	0	0	0	0	0	.000	0	0	0	0	.000	0	0	0-0	0	2	1	.667	
39 MELTON, Troy	.000	10-9	0	0	0	0	0	0	0	0	.000	0	0	0	0	.000	0	0	0-0	4	8	0	1.000	
47 ARMSTRONG, Eldridge	.000	5-0	0	0	0	0	0	0	0	0	.000	0	0	0	0	.000	0	0	0-0	0	0	0	.000	
Totals	.283	27	939	164	266	50	8	19	144	389	.414	106	38	165	9	.376	8	17	51-67	721	242	43	.957	
Opponents	.251	27	926	170	232	48	5	29	153	377	.407	131	36	234	6	.362	9	12	20-27	729	272	34	.967	

LOB - Team (215), Opp (223). DPs turned - Team (20), Opp (20). IBB - Team (5), CARRIGG 2, RUIZ, P. 2, LEONHARDT 1, Opp (12). Picked off - MONTOYA, S. 2, CARRIGG 1, BETHANCOURT 1.

**(MW games only Sorted by Earned run avg)**

Player	era	w-l	app	gs	cg	sho	sv	ip	h	r	er	bb	so	2b	3b	hr	b/avg	wp	hp	bks	sfa	sha		
39 MELTON, Troy	2.15	3-2	9	9	0	0/0	0	50.1	48	16	12	13	56	10	0	2	.253	2	5	0	2	3		
28 FONDTAIN, TJ	4.66	2-4	9	8	2	1/0	0	48.1	44	34	25	22	40	8	0	8	.237	2	2	1	1	3		
22 CANADA, Chris	6.11	1-1	6	5	0	0/0	0	28.0	22	19	19	20	23	5	0	3	.224	5	9	0	3	0		
-----																								
21 LEONHARDT, Brian	0.00	0-0	1	0	0	0/0	0	0.0	1	0	0	0	0	0	0	0	1.000	1	0	0	0	0		
30 CRANTON, Hunter	3.00	0-0	2	0	0	0/0	0	3.0	3	2	1	1	6	2	1	0	.231	2	0	0	0	0		
23 GUZMAN, Jonny	3.60	0-1	14	0	0	0/0	1	20.0	14	13	8	13	25	5	0	2	.189	2	2	0	0	2		
40 BERCOVICH, Jadon	3.86	0-2	6	0	0	0/0	0	9.1	11	7	4	5	13	2	1	0	.282	2	2	0	0	1		
29 BRODELL, Robert	5.14	0-1	7	0	0	0/0	0	7.0	9	6	4	4	2	3	0	0	.310	0	1	0	1	0		
32 TIBBETT, Ricky	5.31	1-0	12	0	0	0/0	0	20.1	23	13	12	8	17	1	1	6	.277	1	0	0	0	1		
11 JONES, Avery	5.73	0-0	8	0	0	0/0	0	11.0	8	8	7	7	9	2	0	0	.216	0	2	0	1	1		
50 SAUER, Kelena	6.97	1-4	10	4	0	0/0	3	20.2	22	24	16	18	21	4	1	1	.265	12	11	0	1	1		
36 FLORES, Jacob	8.40	0-2	11	1	0	0/0	0	15.0	18	14	14	10	13	6	1	3	.290	4	0	0	0	0		
47 ARMSTRONG, Eldridge	12.46	1-0	5	0	0	0/0	0	4.1	6	6	6	2	5	0	0	4	.316	0	1	0	0	0		
35 JACKSON, Julian	13.50	0-0	2	0	0	0/0	0	2.0	0	3	3	4	3	0	0	0	.000	2	1	0	0	0		
27 INGRASSIA, Joseph	27.00	0-0	1	0	0	0/0	0	0.2	1	2	2	1	1	0	0	0	.333	0	0	0	0	0		
26 SERRANO, Omar	27.00	0-1	1	0	0	0/0	0	0.1	2	3	1	3	0	0	0	0	.667	0	0	0	0	0		
Totals	5.02	9-18	27	27	2	1/0	4	240.1	232	170	134	131	234	48	5	29	.251	35	36	1	9	12		
Opponents	5.07	18-9	27	27	0	2/2	10	243.0	266	164	137	106	165	50	8	19	.283	36	38	6	8	17		

PB - Team (6), RUIZ, P. 4, JOHNSON, D. 1, SIPE, E. 1, Opp (4). Pickoffs - Team (1), RUIZ, P. 1, Opp (4). SBA/ATT - RUIZ, P. (19-23), MELTON (7-8), GUZMAN, J. (6-6), CANADA, C. (2-5), FONDTAIN (2-2), BRODELL, R. (1-2), JOHNSON, D. (1-2), JONES, Av. (0-2), CRANTON, H. (1-1), TIBBETT (1-1).

**2022 San Diego State Baseball**  
**Conference statistics for San Diego State (as of May 15, 2022)**  
**(MW games only Sorted by Fielding pct)**

Player	c	po	a	e	fld%	dp	sba	csb	sba%	pb	ci
41 JOHNSON, Deron	22	19	3	0	1.000	2	1	1	.500	1	0
15 CARTER, Xavier	14	14	0	0	1.000	0	0	0	---	0	0
39 MELTON, Troy	12	4	8	0	1.000	2	7	1	.875	0	0
48 GIANNOLA, Johnny	10	10	0	0	1.000	0	0	0	---	0	0
45 SIPE, Evan	9	8	1	0	1.000	0	0	0	---	1	0
22 CANADA, Chris	6	2	4	0	1.000	0	2	3	.400	0	0
36 FLORES, Jacob	2	1	1	0	1.000	0	0	0	---	0	0
11 JONES, Avery	2	1	1	0	1.000	0	0	2	.000	0	0
40 BERCOVICH, Jadon	2	0	2	0	1.000	0	0	0	---	0	0
21 LEONHARDT, Brian	139	120	17	2	.986	15	0	0	---	0	0
14 WEEMS, Irvin	64	63	0	1	.984	0	0	0	---	0	0
46 HAZELHURST, Trevor	49	47	1	1	.980	1	0	0	---	0	0
24 RUIZ, Poncho	229	203	20	6	.974	2	19	4	.826	4	0
8 CARRIGG, Cole	116	55	57	4	.966	12	0	0	---	0	0
42 MONTOYA, Shaun	52	47	3	2	.962	0	0	0	---	0	0
10 BETHANCOURT, Tino	60	34	23	3	.950	3	0	0	---	0	0
18 GLOWACKI, Tyler	37	34	1	2	.946	1	0	0	---	0	0
13 RODRIGUEZ, Alex	18	9	8	1	.944	1	0	0	---	0	0
28 FONDTAIN, TJ	12	8	3	1	.917	1	2	0	1.000	0	0
1 MILLER, Caden	105	30	65	10	.905	10	0	0	---	0	0
9 RHEE, Charlie	10	5	4	1	.900	1	0	0	---	0	0
3 LEBEAU, Kenny	12	2	8	2	.833	1	0	0	---	0	0
23 GUZMAN, Jonny	5	2	2	1	.800	0	6	0	1.000	0	0
12 FOXCROFT, Max	5	0	4	1	.800	0	0	0	---	0	0
29 BRODELL, Robert	3	1	1	1	.667	0	1	1	.500	0	0
32 TIBBETT, Ricky	3	0	2	1	.667	0	1	0	1.000	0	0
50 SAUER, Kelena	8	2	3	3	.625	1	0	0	---	0	0
30 CRANTON, Hunter	0	0	0	0	.000	0	1	0	1.000	0	0
47 ARMSTRONG, Eldridge	0	0	0	0	.000	0	0	0	---	0	0
26 SERRANO, Omar	0	0	0	0	.000	0	0	0	---	0	0
35 JACKSON, Julian	0	0	0	0	.000	0	0	0	---	0	0
27 INGRASSIA, Joseph	0	0	0	0	.000	0	0	0	---	0	0
Totals	1006	721	242	43	.957	20	20	7	.741	6	0
Opponents	1035	729	272	34	.967	20	51	16	.761	4	0

Hitting minimums - 1 Games 2.5 AB/Game  
Pitching minimums - 1 Games 1.0 IP/Game

**2022 San Diego State Baseball  
Games Summary for San Diego State (as of May 18, 2022)  
(All games)**

<b>Score by innings</b>	<b>1</b>	<b>2</b>	<b>3</b>	<b>4</b>	<b>5</b>	<b>6</b>	<b>7</b>	<b>8</b>	<b>9</b>	<b>EX</b>	<b>Total</b>
San Diego State	28	19	33	24	30	39	30	38	21	1	263
Opponents	41	31	31	36	32	37	39	42	32	6	327

**Record when ...**

Overall	17-36	After 6 leading	15-9
Conference	9-18	..... trailing	2-26
Non-Conference	8-18	..... tied	0-1
Home games	8-25	After 7 leading	15-7
Away games	8-9	..... trailing	1-27
Neutral site	1-2	..... tied	0-2
Day games	5-11	After 8 leading	14-3
Night games	12-25	..... trailing	1-30
vs Left starter	3-10	..... tied	0-3
vs Right starter	14-26		
1-Run games	7-5	Hit 0 home runs	11-23
2-Run games	0-9	... 1 home run	3-10
5+Run games	6-9	... 2+ home runs	3-3
Extra innings	1-2		
Shutouts	1-4	Opponent 0 home runs	10-13
		..... 1 home run	4-16
Scoring 0-2 runs	1-14	..... 2+ HRs	3-7
..... 3-5 runs	5-13		
..... 6-9 runs	5-9	Made 0 errors	6-5
..... 10+ runs	6-0	... 1 error	7-13
		... 2+ errors	4-18
Opponent 0-2 runs	6-0		
..... 3-5 runs	7-11	Opp. made 0 errors	5-16
..... 6-9 runs	3-17	..... 1 error	6-11
..... 10+ runs	1-8	..... 2+ errors	6-9
Scored in 1st inning	7-6	Out-hit opponent	13-12
Opp. scored in 1st	5-15	Out-hit by opponent	1-22
Scores first	12-10	Hits are tied	3-2
Opp. scores first	5-26		

**Record when team scores:**

Runs	0	1	2	3	4	5	6	7	8	9	10+
W-L	0-4	0-2	1-8	0-8	4-3	1-2	0-4	2-1	2-4	1-0	6-0

**Record when opponent scores:**

Runs	0	1	2	3	4	5	6	7	8	9	10+
W-L	1-0	4-0	1-0	5-3	1-6	1-2	1-6	1-2	1-5	0-4	1-8

**Record when leading after:**

Inn.	1	2	3	4	5	6	7	8
W-L	5-5	7-7	12-8	11-8	9-8	15-9	15-7	14-3

**Record when trailing after:**

Inn.	1	2	3	4	5	6	7	8
W-L	0-15	0-19	1-22	4-25	5-24	2-26	1-27	1-30

**Record when tied after:**

Inn.	1	2	3	4	5	6	7	8
W-L	12-16	10-10	4-6	2-3	3-4	0-1	0-2	0-3

Current losing streak: 1  
 Longest winning streak: 3  
 Longest losing streak: 7

Home attendance : 16673 ( 33 dates avg = 505 )  
 Away attendance : 18408 ( 20 dates avg = 920 )  
 Total attendance: 35081 ( 53 dates avg = 661 )

**2022 San Diego State Baseball**  
**Miscellaneous Stats for San Diego State (as of May 18, 2022)**  
**(All games)**

<b>Multiple Hit Games</b>	<b>2</b>	<b>3</b>	<b>4</b>	<b>5+</b>	<b>Total</b>
8 CARRIGG, Cole	16	7	1	1	25
1 MILLER, Caden	14	1	-	-	15
24 RUIZ, Poncho	9	4	1	-	14
21 LEONHARDT, Brian	12	1	-	-	13
42 MONTOYA, Shaun	10	-	2	-	12
14 WEEMS, Irvin	9	2	-	-	11
28 FONDTAIN, TJ	3	3	-	-	6
18 GLOWACKI, Tyler	3	3	-	-	6
48 GIANNOLA, Johnny	5	-	-	-	5
10 BETHANCOURT, Tin	3	1	-	-	4
41 JOHNSON, Deron	2	-	-	-	2
15 CARTER, Xavier	2	-	-	-	2
46 HAZELHURST, Trev	-	1	-	-	1
3 LEBEAU, Kenny	1	-	-	-	1
13 RODRIGUEZ, Alex	-	1	-	-	1
<b>TEAM</b>	<b>89</b>	<b>24</b>	<b>4</b>	<b>1</b>	<b>118</b>

<b>Multiple RBI Games</b>	<b>2</b>	<b>3</b>	<b>4</b>	<b>5+</b>	<b>Total</b>
8 CARRIGG, Cole	9	2	1	-	12
21 LEONHARDT, Brian	4	2	1	1	8
24 RUIZ, Poncho	7	-	-	-	7
1 MILLER, Caden	3	1	1	-	5
14 WEEMS, Irvin	4	1	-	-	5
42 MONTOYA, Shaun	3	-	-	-	3
41 JOHNSON, Deron	2	-	-	-	2
48 GIANNOLA, Johnny	2	-	-	-	2
12 FOXCROFT, Max	2	-	-	-	2
28 FONDTAIN, TJ	1	1	-	-	2
45 SIPE, Evan	1	-	-	-	1
15 CARTER, Xavier	1	-	-	-	1
9 RHEE, Charlie	1	-	-	-	1
10 BETHANCOURT, Tin	1	-	-	-	1
13 RODRIGUEZ, Alex	1	-	-	-	1
18 GLOWACKI, Tyler	-	1	-	-	1
3 LEBEAU, Kenny	1	-	-	-	1
<b>TEAM</b>	<b>43</b>	<b>8</b>	<b>3</b>	<b>1</b>	<b>55</b>

<b>Hitting Streaks</b>	<b>Longest</b>	<b>Current</b>
8 CARRIGG, Cole	14	14
24 RUIZ, Poncho	11	3
1 MILLER, Caden	8	2
21 LEONHARDT, Brian	8	-
10 BETHANCOURT, Tin	7	2
14 WEEMS, Irvin	6	2
42 MONTOYA, Shaun	5	-
18 GLOWACKI, Tyler	4	1
28 FONDTAIN, TJ	4	-
41 JOHNSON, Deron	3	1
12 FOXCROFT, Max	3	-
3 LEBEAU, Kenny	2	1
15 CARTER, Xavier	2	-
48 GIANNOLA, Johnny	2	-
46 HAZELHURST, Trev	2	-
13 RODRIGUEZ, Alex	2	-
45 SIPE, Evan	1	1
9 RHEE, Charlie	1	-

<b>Reached Base Streaks</b>	<b>Longest</b>	<b>Current</b>
24 RUIZ, Poncho	22	22
14 WEEMS, Irvin	20	2
10 BETHANCOURT, Tin	17	3
8 CARRIGG, Cole	14	14
1 MILLER, Caden	13	6
21 LEONHARDT, Brian	12	-
18 GLOWACKI, Tyler	10	5
42 MONTOYA, Shaun	9	4
3 LEBEAU, Kenny	6	3
41 JOHNSON, Deron	6	1
13 RODRIGUEZ, Alex	4	-
28 FONDTAIN, TJ	4	-
12 FOXCROFT, Max	4	-
15 CARTER, Xavier	4	2
46 HAZELHURST, Trev	4	4
48 GIANNOLA, Johnny	3	-
45 SIPE, Evan	3	1
9 RHEE, Charlie	2	-



**2022 San Diego State Baseball**  
**Miscellaneous Stats for San Diego State (as of May 18, 2022)**  
**(All games)**

**Starting Lineup By Position**  
**(Team W-L record when starter)**

PITCHER:		
28 FONDTAIN, TJ	12	(4-8)
39 MELTON, Troy	10	(4-6)
50 SAUER, Kelena	7	(1-6)
22 CANADA, Chris	7	(4-3)
36 FLORES, Jacob	6	(3-3)
21 LEONHARDT, Bria	3	(0-3)
26 SERRANO, Omar	2	(0-2)
47 ARMSTRONG, Eldr	2	(1-1)
38 FAULKS, Ryan	1	(0-1)
23 GUZMAN, Jonny	1	(0-1)
8 CARRIGG, Cole	1	(0-1)
30 CRANTON, Hunter	1	(0-1)
CATCHER:		
24 RUIZ, Poncho	42	(14-28)
8 CARRIGG, Cole	5	(1-4)
41 JOHNSON, Deron	4	(1-3)
45 SIPE, Evan	2	(1-1)
FIRST BASE:		
21 LEONHARDT, Bria	31	(12-19)
10 BETHANCOURT, Ti	16	(3-13)
46 HAZELHURST, Tre	5	(1-4)
41 JOHNSON, Deron	1	(1-0)
SECOND BASE:		
1 MILLER, Caden	19	(8-11)
8 CARRIGG, Cole	14	(3-11)
13 RODRIGUEZ, Alex	14	(4-10)
3 LEBEAU, Kenny	2	(1-1)
9 RHEE, Charlie	2	(0-2)
12 FOXCROFT, Max	2	(1-1)
THIRD BASE:		
10 BETHANCOURT, Ti	24	(10-14)
13 RODRIGUEZ, Alex	11	(3-8)
3 LEBEAU, Kenny	10	(1-9)
12 FOXCROFT, Max	5	(2-3)
31 BUTCHER, Blake	3	(1-2)
SHORTSTOP:		
1 MILLER, Caden	32	(8-24)
8 CARRIGG, Cole	21	(9-12)
LEFT FIELD:		
48 GIANNOLA, Johnn	17	(5-12)
18 GLOWACKI, Tyler	13	(7-6)
15 CARTER, Xavier	13	(3-10)
9 RHEE, Charlie	7	(1-6)
46 HAZELHURST, Tre	2	(1-1)
28 FONDTAIN, TJ	1	(0-1)
CENTER FIELD:		
14 WEEMS, Irvin	34	(12-22)
42 MONTOYA, Shaun	10	(3-7)
8 CARRIGG, Cole	9	(2-7)
RIGHT FIELD:		
42 MONTOYA, Shaun	26	(9-17)
18 GLOWACKI, Tyler	20	(5-15)
14 WEEMS, Irvin	3	(1-2)
15 CARTER, Xavier	3	(1-2)
9 RHEE, Charlie	1	(1-0)
DESIGNATED HITTER:		
21 LEONHARDT, Bria	15	(4-11)
28 FONDTAIN, TJ	11	(6-5)
24 RUIZ, Poncho	9	(3-6)
41 JOHNSON, Deron	8	(1-7)
48 GIANNOLA, Johnn	6	(2-4)
46 HAZELHURST, Tre	2	(1-1)
2 ZAVOREK, Brady	1	(0-1)
8 CARRIGG, Cole	1	(0-1)

**Starting Lineup By Lineup Spot**  
**(Team W-L record when starter)**

LEADOFF:		
1 MILLER, Caden	34	(9-25)
14 WEEMS, Irvin	19	(8-11)
2ND SPOT:		
42 MONTOYA, Shaun	25	(9-16)
8 CARRIGG, Cole	14	(2-12)
18 GLOWACKI, Tyler	7	(3-4)
1 MILLER, Caden	5	(3-2)
48 GIANNOLA, Johnn	1	(0-1)
14 WEEMS, Irvin	1	(0-1)
3RD SPOT:		
24 RUIZ, Poncho	49	(16-33)
8 CARRIGG, Cole	4	(1-3)
CLEANUP:		
8 CARRIGG, Cole	29	(11-18)
21 LEONHARDT, Bria	10	(3-7)
48 GIANNOLA, Johnn	8	(1-7)
24 RUIZ, Poncho	2	(1-1)
28 FONDTAIN, TJ	2	(1-1)
41 JOHNSON, Deron	2	(0-2)
5TH SPOT:		
21 LEONHARDT, Bria	17	(5-12)
10 BETHANCOURT, Ti	8	(3-5)
18 GLOWACKI, Tyler	7	(1-6)
48 GIANNOLA, Johnn	6	(3-3)
41 JOHNSON, Deron	5	(1-4)
28 FONDTAIN, TJ	4	(1-3)
14 WEEMS, Irvin	2	(2-0)
15 CARTER, Xavier	2	(0-2)
42 MONTOYA, Shaun	1	(0-1)
46 HAZELHURST, Tre	1	(1-0)
6TH SPOT:		
10 BETHANCOURT, Ti	8	(3-5)
18 GLOWACKI, Tyler	7	(2-5)
21 LEONHARDT, Bria	6	(5-1)
46 HAZELHURST, Tre	5	(2-3)
14 WEEMS, Irvin	5	(0-5)
42 MONTOYA, Shaun	5	(2-3)
15 CARTER, Xavier	4	(0-4)
9 RHEE, Charlie	4	(0-4)
48 GIANNOLA, Johnn	3	(1-2)
8 CARRIGG, Cole	3	(1-2)
28 FONDTAIN, TJ	2	(1-1)
2 ZAVOREK, Brady	1	(0-1)
7TH SPOT:		
21 LEONHARDT, Bria	10	(2-8)
10 BETHANCOURT, Ti	9	(2-7)
14 WEEMS, Irvin	6	(1-5)
18 GLOWACKI, Tyler	6	(2-4)
41 JOHNSON, Deron	5	(1-4)
15 CARTER, Xavier	5	(3-2)
28 FONDTAIN, TJ	4	(3-1)
48 GIANNOLA, Johnn	4	(2-2)
31 BUTCHER, Blake	1	(0-1)
42 MONTOYA, Shaun	1	(0-1)
9 RHEE, Charlie	1	(1-0)
46 HAZELHURST, Tre	1	(0-1)
8TH SPOT:		
13 RODRIGUEZ, Alex	12	(2-10)
10 BETHANCOURT, Ti	10	(2-8)
3 LEBEAU, Kenny	7	(2-5)
15 CARTER, Xavier	5	(1-4)
42 MONTOYA, Shaun	3	(1-2)
21 LEONHARDT, Bria	3	(1-2)
45 SIPE, Evan	2	(1-1)

**2022 San Diego State Baseball  
Miscellaneous Stats for San Diego State (as of May 18, 2022)  
(All games)**

**STARTERS SUMMARY**

Player	GS	Position											Batting Order													
		p	c	1b	2b	3b	ss	lf	cf	rf	of	dh	1st	2nd	3rd	4th	5th	6th	7th	8th	9th					
24 RUIZ, Poncho	51	.	42	.	.	.	.	.	.	.	.	.	.	.	9	.	.	49	2	.	.	.	.	.	.	.
1 MILLER, Caden	51	.	.	.	19	.	32	.	.	.	.	.	.	.	.	34	5	.	.	.	.	.	.	.	2	10
8 CARRIGG, Cole	50	1	5	.	14	.	21	.	9	.	.	.	.	1	.	14	4	29	.	3	.	.	.	.	.	
21 LEONHARDT, B	48	3	.	31	.	.	.	.	.	.	.	.	.	15	.	.	.	10	17	6	10	3	.	.	.	
10 BETHANCOURT	40	.	.	16	.	24	.	.	.	.	.	.	.	.	.	.	.	.	8	8	9	10	5	.	.	
14 WEEMS, Irvin	37	.	.	.	.	.	.	.	34	3	.	.	.	.	19	1	.	.	2	5	6	1	3	.	.	
42 MONTOYA, Sha	36	.	.	.	.	.	.	.	10	26	.	.	.	.	.	25	.	.	1	5	1	3	1	.	.	
18 GLOWACKI, Ty	33	.	.	.	.	.	13	.	20	.	.	.	.	.	.	7	.	.	7	7	6	2	4	.	.	
13 RODRIGUEZ, A	25	.	.	.	14	11	.	.	.	.	.	.	.	.	.	.	.	.	.	.	.	.	12	13	.	
48 GIANNOLA, Jo	23	.	.	.	.	.	17	.	.	.	.	.	.	6	.	1	.	8	6	3	4	1	.	.	.	
28 FONDTAIN, TJ	22	12	.	.	.	.	1	.	.	.	.	.	11	.	.	.	2	4	2	4	.	.	.	.	.	
15 CARTER, Xavie	16	.	.	.	.	.	13	.	3	.	.	.	.	.	.	.	.	2	4	5	5	.	.	.	.	
41 JOHNSON, Der	13	.	4	1	.	.	.	.	.	.	.	.	8	.	.	.	2	5	.	5	1	.	.	.	.	
3 LEBEAU, Kenny	12	.	.	.	2	10	.	.	.	.	.	.	.	.	.	.	.	.	.	.	.	.	7	5	.	
39 MELTON, Troy	10	10	.	.	.	.	.	.	.	.	.	.	.	.	.	.	.	.	.	.	.	.	.	.	.	
9 RHEE, Charlie	10	.	.	.	2	.	7	.	1	.	.	.	.	.	.	.	.	.	4	1	2	3	.	.	.	
46 HAZELHURST,	9	.	.	5	.	.	2	.	.	.	.	.	2	.	.	.	.	1	5	1	.	2	.	.	.	
22 CANADA, Chris	7	7	.	.	.	.	.	.	.	.	.	.	.	.	.	.	.	.	.	.	.	.	.	.	.	.
12 FOXCROFT, Ma	7	.	.	.	2	5	.	.	.	.	.	.	.	.	.	.	.	.	.	.	.	.	2	5	.	
50 SAUER, Kelena	7	7	.	.	.	.	.	.	.	.	.	.	.	.	.	.	.	.	.	.	.	.	.	.	.	.
36 FLORES, Jacob	6	6	.	.	.	.	.	.	.	.	.	.	.	.	.	.	.	.	.	.	.	.	.	.	.	.
31 BUTCHER, Blak	3	.	.	.	.	3	.	.	.	.	.	.	.	.	.	.	.	.	.	.	.	1	.	2	.	
47 ARMSTRONG,	2	2	.	.	.	.	.	.	.	.	.	.	.	.	.	.	.	.	.	.	.	.	.	.	.	.
26 SERRANO, Om	2	2	.	.	.	.	.	.	.	.	.	.	.	.	.	.	.	.	.	.	.	.	.	.	.	.
45 SIPE, Evan	2	.	2	.	.	.	.	.	.	.	.	.	.	.	.	.	.	.	.	.	.	.	2	.	.	.
30 CRANTON, Hun	1	1	.	.	.	.	.	.	.	.	.	.	.	.	.	.	.	.	.	.	.	.	.	.	.	.
38 FAULKES, Ryan	1	1	.	.	.	.	.	.	.	.	.	.	.	.	.	.	.	.	.	.	.	.	.	.	.	.
23 GUZMAN, Jonn	1	1	.	.	.	.	.	.	.	.	.	.	.	.	.	.	.	.	.	.	.	.	.	.	.	.
2 ZAVOREK, Brad	1	.	.	.	.	.	.	.	.	.	.	.	1	.	.	.	.	.	1	.	.	.	.	.	.	.







2022 San Diego State Baseball  
 Individual Season/Career Summary for San Diego State (as of May 18, 2022)  
 (All games Sorted by Fielding pct)

Player	SEASON							CAREER												
	CH	PO	A	E	Fld%	SBA	CSB	SBA%	PB	CI	Ch	PO	A	E	Fld%	SBA	CSB	SBA%	PB	CI
15 CARTER, Xavier	30	30	0	0	1.000	0	0	---	0	0	33	33	0	0	1.000	0	0	---	0	0
39 MELTON, Troy	12	4	8	0	1.000	7	2	.778	0	0	30	7	21	2	.933	18	7	.720	0	0
22 CANADA, Chris	8	3	5	0	1.000	3	3	.500	0	0	8	3	5	0	1.000	2	2	.500	0	0
40 BERCOVICH, Jardon	7	2	5	0	1.000	1	0	1.000	0	0	7	2	5	0	1.000	1	0	1.000	0	0
11 JONES, Avery	4	1	3	0	1.000	0	2	.000	0	0	5	1	4	0	1.000	0	2	.000	0	0
47 ARMSTRONG, Eldridge	2	1	1	0	1.000	2	5	.286	0	0	2	1	1	0	1.000	2	5	.286	0	0
35 JACKSON, Julian	2	1	1	0	1.000	2	0	1.000	0	0	2	1	1	0	1.000	2	0	1.000	0	0
30 CRANTON, Hunter	1	1	0	0	1.000	2	0	1.000	0	0	1	1	0	0	1.000	2	0	1.000	0	0
27 INGRASSIA, Joseph	1	0	1	0	1.000	0	0	---	0	0	1	0	1	0	1.000	0	0	---	0	0
5 PYATT, Fisher	1	0	1	0	1.000	0	0	---	0	0	1	0	1	0	1.000	0	0	---	0	0
14 WEEMS, Ivvin	109	108	0	1	.991	0	0	---	0	0	37	14	18	5	.865	0	0	---	0	0
41 JOHNSON, Deron	60	47	12	1	.983	4	2	.667	4	0	106	105	0	1	.991	0	0	---	0	0
46 HAZELHURST, Trevor	55	53	1	1	.982	0	0	---	0	0	116	97	17	2	.983	9	1	.900	7	0
21 LEONHARDT, Brian	233	206	22	5	.979	1	0	1.000	0	0	55	53	1	1	.982	0	0	---	0	0
24 RUIZ, Poncho	435	381	44	10	.975	36	13	.735	9	0	593	525	51	17	.971	3	1	.750	0	0
42 MONTOYA, Shaun	81	75	4	2	.975	0	0	---	0	0	513	452	50	11	.979	40	14	.741	11	0
48 GIANNOLA, Johnny	27	26	0	1	.963	0	0	---	0	0	75	70	3	2	.973	0	0	---	0	0
10 BETHANCOURT, Tino	186	135	44	7	.962	0	0	---	0	0	27	26	0	1	.963	0	0	---	0	0
45 SIPE, Evan	23	21	1	1	.957	1	0	1.000	1	0	186	135	44	7	.962	0	0	---	0	0
18 GLOWACKI, Tyler	66	62	1	3	.955	0	0	---	0	0	23	21	1	1	.957	1	0	1.000	1	0
8 CARRIGG, Cole	225	120	94	11	.951	2	0	1.000	3	0	64	60	1	3	.953	0	0	---	0	0
13 RODRIGUEZ, Alex	72	33	35	4	.944	0	0	---	0	0	281	149	110	22	.922	3	0	1.000	3	0
1 MILLER, Caden	199	67	119	13	.935	0	0	---	0	0	72	33	35	4	.944	0	0	---	0	0
3 LEBEAU, Kenny	39	11	25	3	.923	0	0	---	0	0	406	144	244	18	.956	0	0	---	0	0
9 RHEE, Charlie	23	14	7	2	.913	0	0	---	0	0	38	11	25	2	.947	0	0	---	0	0
28 FONDTRAIN, TJ	20	8	10	2	.900	3	1	.750	0	0	33	24	7	2	.939	0	0	---	0	0
23 GUZMAN, Jonny	6	2	3	1	.833	7	0	1.000	0	0	37	24	10	3	.919	3	1	.750	0	0
31 BUTCHER, Blake	6	1	4	1	.833	0	0	---	0	0	6	1	4	1	.833	0	0	---	0	0
36 FLORES, Jacob	9	3	4	2	.778	0	1	.000	0	0	25	3	18	4	.840	7	3	.700	0	0
12 FOXCROFT, Max	17	2	11	4	.765	0	0	---	0	0	30	6	18	6	.800	0	0	---	0	0
32 TIBBETT, Ricky	4	0	3	1	.750	3	0	1.000	0	0	13	2	10	1	.923	3	2	.600	0	0
38 FAULKES, Ryan	3	0	2	1	.667	0	0	---	0	0	3	0	2	1	.667	0	0	---	0	0
50 SAUER, Kelena	16	3	7	6	.625	3	2	.600	0	0	17	4	7	6	.647	3	2	.600	0	0
29 BRODELL, Robert	8	2	3	3	.625	1	1	.500	0	0	7	2	2	3	.571	1	0	1.000	0	0
2 ZAVOREK, Brady	0	0	0	0	.000	0	0	---	0	0	0	0	0	0	.000	0	0	---	0	0
26 SERRANO, Omar	0	0	0	0	.000	4	1	.800	0	0	0	0	0	0	.000	4	1	.800	0	0
25 HARGETT, Hunter	0	0	0	0	.000	2	0	1.000	0	0	0	0	0	0	.000	2	0	1.000	0	0
Totals	1990	1423	481	86	.957	42	18	.700	17	6	1	1	1	1	.000	2	0	1.000	0	0
Opponents	2026	1426	544	56	.972	76	30	.717	17	1	1	1	1	1	.000	2	0	1.000	0	0

## Individual Career History

### ARMSTRONG, Eldridge

Year	avg	gp-gs	ab	r	h	2b	3b	hr	rbi	tb	slg%	bb	hbp	so	gdp	ob%	sf	sh	sb-att	po	a	e	fld%
2022	.000	14-2	0	0	0	0	0	0	0	0	.000	0	0	0	0	.000	0	0	0-0	1	1	0	1.000
TOTAL	.000	14-2	0	0	0	0	0	0	0	0	.000	0	0	0	0	.000	0	0	0-0	1	1	0	1.000

Year	era	w-l	app	gs	cq	sho	sv	ip	h	r	er	bb	so	2b	3b	hr	bf	bavg	wp	hbp	bk	sfa	sha
2022	4.44	1-0	14	2	0	0/0	0	24.1	29	12	12	11	25	5	0	5	110	.319	6	4	0	1	3
TOTAL	4.44	1-0	14	2	0	0/0	0	24.1	29	12	12	11	25	5	0	5	110	.319	6	4	0	1	3

**SINGLE-GAME HIGHS** [all-time ranking]:

Innings pitched: 4.0, at UC San Diego, 04-19-22; at Long Beach State, 04-26-22

Walks allowed: 3, at UC San Diego, 04-19-22

Strikeouts: 6, UC San Diego, 05-03-22

Batters faced: 22, at UC San Diego, 04-19-22

Field chances: 2, at San Diego, 04-12-22

Putouts: 1, at San Diego, 04-12-22

Assists: 1, at San Diego, 04-12-22

Runners CS: 2 [t-2nd], Long Beach State, 04-05-22; at Long Beach State, 04-26-22

### BERCOVICH, Jadon

Year	avg	gp-gs	ab	r	h	2b	3b	hr	rbi	tb	slg%	bb	hbp	so	gdp	ob%	sf	sh	sb-att	po	a	e	fld%
2022	.000	14-0	0	0	0	0	0	0	0	0	.000	0	0	0	0	.000	0	0	0-0	2	5	0	1.000
TOTAL	.000	14-0	0	0	0	0	0	0	0	0	.000	0	0	0	0	.000	0	0	0-0	2	5	0	1.000

Year	era	w-l	app	gs	cq	sho	sv	ip	h	r	er	bb	so	2b	3b	hr	bf	bavg	wp	hbp	bk	sfa	sha
2022	2.35	1-2	14	0	0	0/0	1	23.0	16	9	6	6	31	4	1	0	95	.195	2	5	1	0	2
TOTAL	2.35	1-2	14	0	0	0/0	1	23.0	16	9	6	6	31	4	1	0	95	.195	2	5	1	0	2

**SINGLE-GAME HIGHS** [all-time ranking]:

Innings pitched: 6.0, Hawai'i, 02-28-22

Walks allowed: 2, Fresno State, 03-25-22

Strikeouts: 7, Hawai'i, 02-28-22

Batters faced: 20, Hawai'i, 02-28-22

Field chances: 3, Hawai'i, 02-28-22

Putouts: 1, Utah, 02-27-22; Hawai'i, 02-28-22

Assists: 2, Hawai'i, 02-28-22

## Individual Career History

### BETHANCOURT, Tino

Year	avg	gp-gs	ab	r	h	2b	3b	hr	rbi	tb	slg%	bb	hbp	so	gdp	ob%	sf	sh	sb-att	po	a	e	fld%
2022	.248	41-40	117	20	29	5	1	1	12	39	.333	27	8	30	2	.416	2	1	6-7	135	44	7	.962
TOTAL	.248	41-40	117	20	29	5	1	1	12	39	.333	27	8	30	2	.416	2	1	6-7	135	44	7	.962

SINGLE-GAME HIGHS [all-time ranking]:

Hits: 3, at New Mexico, 04-14-22

Doubles: 1, 5 times

Triples: 1 [t-1st], San Jose State, 04-09-22

Home runs: 1 [t-7th], at San Jose State, 03-20-22

Total bases: 4, at San Jose State, 03-20-22; at New Mexico, 04-14-22

RBI: 2, at San Jose State, 03-19-22

Runs scored: 2, Hawai'i, 02-28-22; San Jose State, 04-09-22; at New Mexico, 04-15-22

Walks: 3 [t-2nd], San Jose State, 04-09-22; at Fresno State, 04-30-22

Hit by pitch: 2 [t-2nd], at New Mexico, 04-16-22

Struck out: 2, 6 times

Sac flies: 1 [t-4th], Arizona State, 03-04-22; at UC San Diego, 03-22-22

Sac bunts: 1 [t-8th], at Fresno State, 05-01-22

At bats: 5, Hawai'i, 02-28-22

Stolen bases: 2 [t-5th], San Jose State, 04-09-22

Caught stealing: 1 [t-2nd], vs Houston, 02-19-22

Field chances: 16 [t-5th], Hawai'i, 02-28-22

Putouts: 14, Hawai'i, 02-28-22

Assists: 5, at Fresno State, 05-01-22

### BRODELL, Robert

Year	avg	gp-gs	ab	r	h	2b	3b	hr	rbi	tb	slg%	bb	hbp	so	gdp	ob%	sf	sh	sb-att	po	a	e	fld%
2022	.000	14-0	0	0	0	0	0	0	0	0	.000	0	0	0	0	.000	0	0	0-0	2	3	3	.625
TOTAL	.000	14-0	0	0	0	0	0	0	0	0	.000	0	0	0	0	.000	0	0	0-0	2	3	3	.625

Year	era	w-l	app	gs	cg	sho	sv	ip	h	r	er	bb	so	2b	3b	hr	bf	bavg	wp	hbp	bk	sfa	sha
2022	4.29	1-2	14	0	0	0/0	0	21.0	25	19	10	15	12	8	0	1	106	.294	5	3	0	1	2
TOTAL	4.29	1-2	14	0	0	0/0	0	21.0	25	19	10	15	12	8	0	1	106	.294	5	3	0	1	2

SINGLE-GAME HIGHS [all-time ranking]:

Innings pitched: 4.0, Utah, 02-26-22

Walks allowed: 4 [t-7th], UC Irvine, 03-01-22

Strikeouts: 4, Utah, 02-26-22

Batters faced: 17, Arizona State, 03-04-22

Field chances: 3, at UC San Diego, 03-22-22

Putouts: 1, at UC San Diego, 03-22-22; Air Force, 05-08-22

Assists: 2, at UC San Diego, 03-22-22

Runners CS: 1, Nevada, 05-15-22

## Individual Career History

### BUTCHER, Blake

Year	avg	gp-gs	ab	r	h	2b	3b	hr	rbi	tb	slg%	bb	hbp	so	gdp	ob%	sf	sh	sb-att	po	a	e	fld%
2022	.000	4-3	6	0	0	0	0	0	0	0	.000	0	0	4	0	.000	0	0	0-0	1	4	1	.833
TOTAL	.000	4-3	6	0	0	0	0	0	0	0	.000	0	0	4	0	.000	0	0	0-0	1	4	1	.833

SINGLE-GAME HIGHS [all-time ranking]:

Struck out: 2, Iowa, 03-15-22

At bats: 2, Arizona State, 03-06-22; Iowa, 03-15-22

Field chances: 3, Hawai'i, 02-28-22

Putouts: 1, Arizona State, 03-06-22

Assists: 3, Hawai'i, 02-28-22

### CANADA, Chris

Year	avg	gp-gs	ab	r	h	2b	3b	hr	rbi	tb	slg%	bb	hbp	so	gdp	ob%	sf	sh	sb-att	po	a	e	fld%
2022	.000	14-7	0	0	0	0	0	0	0	0	.000	0	0	0	0	.000	0	0	0-0	3	5	0	1.000
TOTAL	.000	14-7	0	0	0	0	0	0	0	0	.000	0	0	0	0	.000	0	0	0-0	3	5	0	1.000

Year	era	w-l	app	gs	cq	sho	sv	ip	h	r	er	bb	so	2b	3b	hr	bf	bavg	wp	hbp	bk	sfa	sha
2022	5.19	2-1	14	7	0	0/0	0	43.1	39	25	25	30	38	7	1	4	202	.247	10	10	0	3	1
TOTAL	5.19	2-1	14	7	0	0/0	0	43.1	39	25	25	30	38	7	1	4	202	.247	10	10	0	3	1

SINGLE-GAME HIGHS [all-time ranking]:

Innings pitched: 6.1, San Jose State, 04-10-22

Walks allowed: 4 [1-7th], at New Mexico, 04-16-22; at Fresno State, 05-01-22; Nevada, 05-15-22

Strikeouts: 7, Long Beach State, 04-05-22; Air Force, 05-08-22

Batters faced: 29, Air Force, 05-08-22

Field chances: 3, at Fresno State, 05-01-22

Putouts: 2, at Fresno State, 05-01-22

Assists: 2, San Jose State, 04-10-22

Runners CS: 1, San Jose State, 04-10-22; at Fresno State, 05-01-22; Nevada, 05-15-22

## Individual Career History

### CARRIGG, Cole

Year	avg	gp-gs	ab	r	h	2b	3b	hr	rbi	tb	slg%	bb	hbp	so	gdp	ob%	sf	sh	sb-att	po	a	e	fld%
2021	.270	37-33	111	37	30	11	1	2	23	49	.441	21	5	22	0	.406	1	0	3-3	33	21	11	.831
2022	.398	51-50	201	34	80	13	1	3	38	104	.517	12	3	26	2	.438	1	5	19-27	120	94	11	.951
TOTAL	.353	88-83	312	71	110	24	2	5	61	153	.490	33	8	48	2	.425	2	5	22-30	153	115	22	.924

Year	era	w-l	app	gs	cg	sho	sv	ip	h	r	er	bb	so	2b	3b	hr	bf	bavg	wp	hbp	bk	sfa	sha
2021	0.00	0-0	2	0	0	0/0	0	1.1	3	2	0	1	0	0	0	0	8	.500	0	0	1	1	0
2022	54.00	0-1	1	1	0	0/0	0	1.0	4	6	6	3	2	2	0	1	10	.571	0	0	0	0	0
TOTAL	23.14	0-1	3	1	0	0/0	0	2.1	7	8	6	4	2	2	0	1	18	.538	0	0	1	1	0

**SINGLE-GAME HIGHS [all-time ranking]:**

Hits: 6 [t-1st], at New Mexico, 04-15-22  
 Doubles: 2 [t-5th], 4 times  
 Triples: 1 [t-1st], UNLV, 03-14-21; at San Jose State, 03-18-22  
 Home runs: 1 [t-7th], 5 times  
 Total bases: 7, at Air Force, 05-22-21  
 RBI: 4, at New Mexico, 04-15-22  
 Runs scored: 4 [t-2nd], at Air Force, 05-22-21  
 Walks: 2, 7 times  
 Hit by pitch: 1, 7 times  
 Struck out: 2, 10 times  
 Sac flies: 1 [t-4th], at New Mexico, 04-14-22; at Nevada, 04-30-21  
 Sac bunts: 2 [t-1st], Utah, 02-27-22  
 At bats: 7 [t-1st], Hawai'i, 02-28-22  
 Stolen bases: 3 [t-1st], at New Mexico, 04-16-22  
 Caught stealing: 1 [t-2nd], 8 times  
 Innings pitched: 1.0, Iowa, 03-15-22; at San Jose State, Mar 27, 2021  
 Walks allowed: 3, Iowa, 03-15-22  
 Strikeouts: 2, Iowa, 03-15-22  
 Batters faced: 10, Iowa, 03-15-22  
 Field chances: 13, at UC Irvine, Feb 22, 2022  
 Putouts: 11, at UC Irvine, Feb 22, 2022  
 Assists: 5, 6 times

### CARTER, Xavier

Year	avg	gp-gs	ab	r	h	2b	3b	hr	rbi	tb	slg%	bb	hbp	so	gdp	ob%	sf	sh	sb-att	po	a	e	fld%
2020	1.000	2-0	1	1	1	0	0	0	0	1	1.000	0	0	0	0	1.000	0	0	0-0	0	0	0	.000
2021	.286	3-2	7	1	2	0	0	1	2	5	.714	1	0	1	0	.375	0	0	0-0	3	0	0	1.000
2022	.182	25-16	55	10	10	1	1	0	6	13	.236	6	3	11	0	.292	1	0	1-1	30	0	0	1.000
TOTAL	.206	30-18	63	12	13	1	1	1	8	19	.302	7	3	12	0	.311	1	0	1-1	33	0	0	1.000

**SINGLE-GAME HIGHS [all-time ranking]:**

Hits: 2, at Nevada, 04-01-22; Stanford, 04-23-22; Dixie State, 04-25-21  
 Doubles: 1, at Nevada, 04-01-22  
 Triples: 1 [t-1st], Stanford, 04-23-22  
 Home runs: 1 [t-7th], Dixie State, 04-25-21  
 Total bases: 5, Dixie State, 04-25-21  
 RBI: 2, Stanford, 04-23-22; Dixie State, 04-25-21  
 Runs scored: 3, at Nevada, 04-01-22  
 Walks: 2, at UC San Diego, 03-22-22  
 Hit by pitch: 1, at Nevada, 04-02-22; Air Force, 05-06-22; Air Force, 05-07-22  
 Struck out: 2, San Jose State, 04-08-22; at San Diego, 04-12-22; CSUN, 05-04-22  
 Sac flies: 1 [t-4th], UC San Diego, 05-03-22  
 At bats: 4, 6 times  
 Stolen bases: 1, Air Force, 05-06-22  
 Field chances: 4, at San Diego, 04-12-22  
 Putouts: 4, at San Diego, 04-12-22



## Individual Career History

### CRANTON, Hunter

Year	avg	gp-gs	ab	r	h	2b	3b	hr	rbi	tb	slg%	bb	hbp	so	gdp	ob%	sf	sh	sb-att	po	a	e	fld%
2022	.000	6-1	0	0	0	0	0	0	0	0	.000	0	0	0	0	.000	0	0	0-0	1	0	0	1.000
TOTAL	.000	6-1	0	0	0	0	0	0	0	0	.000	0	0	0	0	.000	0	0	0-0	1	0	0	1.000

Year	era	w-l	app	gs	cq	sho	sv	ip	h	r	er	bb	so	2b	3b	hr	bf	bavg	wp	hbp	bk	sfa	sha
2022	3.86	0-1	6	1	0	0/0	0	9.1	8	5	4	3	13	4	1	1	40	.216	3	0	0	0	0
TOTAL	3.86	0-1	6	1	0	0/0	0	9.1	8	5	4	3	13	4	1	1	40	.216	3	0	0	0	0

SINGLE-GAME HIGHS [all-time ranking]:

Innings pitched: 3.0, UC Irvine, 03-01-22

Walks allowed: 2, UC Irvine, 03-01-22

Strikeouts: 4, at Nevada, 04-02-22

Batters faced: 15, UC Irvine, 03-01-22

Field chances: 1, UC Irvine, 03-01-22

Putouts: 1, UC Irvine, 03-01-22

### FAULKES, Ryan

Year	avg	gp-gs	ab	r	h	2b	3b	hr	rbi	tb	slg%	bb	hbp	so	gdp	ob%	sf	sh	sb-att	po	a	e	fld%
2022	.000	5-1	0	0	0	0	0	0	0	0	.000	0	0	0	0	.000	0	0	0-0	0	2	1	.667
TOTAL	.000	5-1	0	0	0	0	0	0	0	0	.000	0	0	0	0	.000	0	0	0-0	0	2	1	.667

Year	era	w-l	app	gs	cq	sho	sv	ip	h	r	er	bb	so	2b	3b	hr	bf	bavg	wp	hbp	bk	sfa	sha
2022	11.57	0-1	5	1	0	0/0	0	7.0	11	12	9	3	9	1	2	0	40	.344	4	3	0	1	1
TOTAL	11.57	0-1	5	1	0	0/0	0	7.0	11	12	9	3	9	1	2	0	40	.344	4	3	0	1	1

SINGLE-GAME HIGHS [all-time ranking]:

Innings pitched: 3.2, UC San Diego, 05-03-22

Walks allowed: 2, at San Diego, 04-12-22

Strikeouts: 4, UC San Diego, 05-03-22

Batters faced: 19, UC San Diego, 05-03-22

Field chances: 2, UC San Diego, 05-03-22

Assists: 1, Iowa, 03-15-22; UC San Diego, 05-03-22

# Individual Career History

FLORES, Jacob

Year	avg	gp-gs	ab	r	h	2b	3b	hr	rbi	tb	slg%	bb	hbp	so	gdp	ob%	sf	sh	sb-att	po	a	e	fld%
2018	.000	0-0	0	0	0	0	0	0	0	0	.000	0	0	0	0	.000	0	0	0-0	0	1	0	1.000
2019	.000	20-1	0	0	0	0	0	0	0	0	.000	0	0	0	0	.000	0	0	0-0	0	6	2	.750
2020	.000	8-1	0	0	0	0	0	0	0	0	.000	0	0	0	0	.000	0	0	0-0	0	7	0	1.000
2021	.000	7-0	0	0	0	0	0	0	0	0	.000	0	0	0	0	.000	0	0	0-0	0	0	0	.000
2022	.000	17-6	0	0	0	0	0	0	0	0	.000	0	0	0	0	.000	0	0	0-0	3	4	2	.778
TOTAL	.000	52-8	0	0	0	0	0	0	0	0	.000	0	0	0	0	.000	0	0	0-0	3	18	4	.840

Year	era	w-l	app	gs	cg	sho	sv	ip	h	r	er	bb	so	2b	3b	hr	bf	bavg	wp	hbp	bk	sfa	sha
2018	3.86	0-0	19	2	0	0/0	1	21.0	17	11	9	12	19	3	1	3	96	.221	5	4	0	3	0
2019	3.75	2-2	20	1	0	0/0	1	36.0	37	21	15	27	38	4	0	2	172	.274	3	5	0	2	2
2020	1.45	2-0	8	1	0	0/0	0	18.2	14	4	3	11	25	1	0	1	82	.203	2	2	1	0	0
2021	19.80	0-0	7	0	0	0/0	0	5.0	6	12	11	11	6	2	0	0	36	.300	3	4	0	1	0
2022	5.49	1-4	17	6	0	0/0	0	41.0	46	32	25	24	41	10	3	5	194	.279	6	3	0	1	1
TOTAL	4.66	5-6	71	10	0	0/0	2	121.2	120	80	63	85	129	20	4	11	580	.258	19	18	1	7	3

**SINGLE-GAME HIGHS [all-time ranking]:**

Innings pitched: 7.0, Grand Canyon, 04-21-22  
 Walks allowed: 5 [t-1st], UNLV, 03-13-22  
 Strikeouts: 7, Utah, 02-27-22  
 Batters faced: 33 [t-3rd], Grand Canyon, 04-21-22  
 Field chances: 3, Utah, 02-27-22; Grand Canyon, 04-21-22  
 Putouts: 2, Grand Canyon, 04-21-22  
 Assists: 2, 4 times  
 Runners CS: 1, at Cal State Fullerton, Apr 12, 2019; at UC San Diego, 03-22-22; Oregon State, Feb 28, 2020

FONDTAIN, TJ

Year	avg	gp-gs	ab	r	h	2b	3b	hr	rbi	tb	slg%	bb	hbp	so	gdp	ob%	sf	sh	sb-att	po	a	e	fld%
2020	.250	4-0	4	0	1	0	0	0	1	1	.250	1	1	0	0	.500	0	0	0-0	7	0	0	1.000
2021	.250	12-1	20	2	5	1	0	0	5	6	.300	2	0	6	0	.304	1	0	0-0	9	0	1	.900
2022	.347	25-22	49	7	17	7	1	2	10	32	.653	3	1	16	0	.396	0	0	0-2	8	10	2	.900
TOTAL	.315	41-23	73	9	23	8	1	2	16	39	.534	6	2	22	0	.378	1	0	0-2	24	10	3	.919

Year	era	w-l	app	gs	cg	sho	sv	ip	h	r	er	bb	so	2b	3b	hr	bf	bavg	wp	hbp	bk	sfa	sha
2022	4.39	3-6	13	12	2	1/0	0	67.2	60	43	33	30	56	10	0	10	296	.233	3	4	1	1	3
TOTAL	4.39	3-6	13	12	2	1/0	0	67.2	60	43	33	30	56	10	0	10	296	.233	3	4	1	1	3

**SINGLE-GAME HIGHS [all-time ranking]:**

Hits: 3, Air Force, 05-07-22; Air Force, 05-08-22; Nevada, 05-14-22  
 Doubles: 2 [t-5th], Air Force, 05-07-22  
 Triples: 1 [t-1st], at Fresno State, 05-01-22  
 Home runs: 1 [t-7th], at Fresno State, 04-29-22; UC San Diego, 05-03-22  
 Total bases: 5, at Fresno State, 05-01-22; UC San Diego, 05-03-22; Air Force, 05-07-22  
 RBI: 3, at Fresno State, 04-29-22  
 Runs scored: 1, 9 times  
 Walks: 1, 6 times  
 Hit by pitch: 1, at Long Beach State, 04-26-22; at Coastal Carolina, Feb 15, 2020  
 Struck out: 3 [t-6th], at Fresno State, 04-29-22; CSUN, 05-04-22  
 Sac flies: 1 [t-4th], at Nevada, 04-30-21  
 At bats: 5, at Fresno State, 04-29-22; Air Force, 05-07-22; Air Force, 05-08-22  
 Caught stealing: 1 [t-2nd], vs California, 02-20-22; at Long Beach State, 04-26-22  
 Innings pitched: 9.0 [t-1st], Air Force, 05-07-22; Nevada, 05-14-22  
 Walks allowed: 5 [t-1st], Nevada, 05-14-22  
 Strikeouts: 8, San Jose State, 04-09-22; Nevada, 05-14-22  
 Batters faced: 35 [2nd], Nevada, 05-14-22  
 Field chances: 5, at Nevada, 04-30-21  
 Putouts: 5, at Nevada, 04-30-21  
 Assists: 3, Hawai'i, 02-25-22; Stanford, 04-23-22  
 Runners CS: 1, Arizona State, 03-04-22

## Individual Career History

### FOXCROFT, Max

Year	avg	gp-gs	ab	r	h	2b	3b	hr	rbi	tb	slg%	bb	hbp	so	gdp	ob%	sf	sh	sb-att	po	a	e	fld%
2021	.067	12-5	15	2	1	0	0	0	1	1	.067	6	1	3	0	.364	0	1	1-1	4	7	2	.846
2022	.156	16-7	32	6	5	2	0	0	7	7	.219	0	2	9	0	.206	0	1	0-0	2	11	4	.765
TOTAL	.128	28-12	47	8	6	2	0	0	8	8	.170	6	3	12	0	.268	0	2	1-1	6	18	6	.800

SINGLE-GAME HIGHS [all-time ranking]:

Hits: 1, 6 times

Doubles: 1, at Nevada, 04-03-22; at Fresno State, 05-01-22

Total bases: 2, at Nevada, 04-03-22; at Fresno State, 05-01-22

RBI: 2, at Nevada, 04-01-22; at Nevada, 04-03-22

Runs scored: 1, 8 times

Walks: 1, 5 times

Hit by pitch: 1, UC San Diego, 03-29-22; at Nevada, 04-02-22; at UC San Diego, Feb 28, 2021

Struck out: 2, Hawai'i, 02-25-22; Utah, 02-26-22; at UC San Diego, Feb 28, 2021

Sac bunts: 1 [t-8th], Dixie State, 04-24-21; Air Force, 05-08-22

At bats: 5, at Nevada, 04-01-22

Stolen bases: 1, Dixie State, 04-25-21

Field chances: 4, Fresno State, 03-07-21; UC San Diego, 03-29-22; at UNLV, 05-16-21

Putouts: 3, at UNLV, 05-16-21

Assists: 3, UC San Diego, 03-29-22

### GIANNOLA, Johnny

Year	avg	gp-gs	ab	r	h	2b	3b	hr	rbi	tb	slg%	bb	hbp	so	gdp	ob%	sf	sh	sb-att	po	a	e	fld%
2022	.181	36-23	94	12	17	3	2	2	9	30	.319	9	4	24	0	.280	0	1	6-9	26	0	1	.963
TOTAL	.181	36-23	94	12	17	3	2	2	9	30	.319	9	4	24	0	.280	0	1	6-9	26	0	1	.963

SINGLE-GAME HIGHS [all-time ranking]:

Hits: 2, 5 times

Doubles: 1, Hawai'i, 02-28-22; UNLV, 03-11-22; at San Jose State, 03-19-22

Triples: 1 [t-1st], Hawai'i, 02-25-22; UNLV, 03-11-22

Home runs: 1 [t-7th], at Nevada, 04-02-22; at New Mexico, 04-14-22

Total bases: 5, UNLV, 03-11-22; at Nevada, 04-02-22; at New Mexico, 04-14-22

RBI: 2, UNLV, 03-11-22; at Nevada, 04-02-22

Runs scored: 2, Hawai'i, 02-25-22

Walks: 1, 9 times

Hit by pitch: 2 [t-2nd], Arizona State, 03-06-22

Struck out: 3 [t-6th], Iowa, 03-15-22; Fresno State, 03-25-22

Sac bunts: 1 [t-8th], Hawai'i, 02-28-22

At bats: 5, UNLV, 03-13-22; Iowa, 03-15-22; at New Mexico, 04-15-22

Stolen bases: 2 [t-5th], at New Mexico, 04-15-22

Caught stealing: 1 [t-2nd], Hawai'i, 02-25-22; Arizona State, 03-06-22; at New Mexico, 04-16-22

Field chances: 4, Hawai'i, 02-25-22

Putouts: 4, Hawai'i, 02-25-22

## Individual Career History

### GLOWACKI, Tyler

Year	avg	gp-gs	ab	r	h	2b	3b	hr	rbi	tb	slg%	bb	hbp	so	gdp	ob%	sf	sh	sb-att	po	a	e	fld%
2022	.248	38-33	121	12	30	5	0	0	12	35	.289	20	3	21	1	.363	2	2	2-4	62	1	3	.955
TOTAL	.248	38-33	121	12	30	5	0	0	12	35	.289	20	3	21	1	.363	2	2	2-4	62	1	3	.955

**SINGLE-GAME HIGHS [all-time ranking]:**

Hits: 3, Hawai'i, 02-28-22; Iowa, 03-15-22; at Nevada, 04-02-22

Doubles: 2 [t-5th], Iowa, 03-15-22

Total bases: 5, Iowa, 03-15-22

RBI: 3, Iowa, 03-15-22

Runs scored: 2, Hawai'i, 02-28-22; at Nevada, 04-02-22; Air Force, 05-07-22

Walks: 2, Utah, 02-26-22; UNLV, 03-12-22; Nevada, 05-13-22

Hit by pitch: 1, UC Irvine, 03-01-22; at San Jose State, 03-19-22; at Fresno State, 04-29-22

Struck out: 2, Grand Canyon, 04-21-22; CSUN, 05-04-22; Air Force, 05-08-22

Sac flies: 1 [t-4th], at Nevada, 04-01-22; Long Beach State, 04-05-22

Sac bunts: 2 [t-1st], Fresno State, 03-25-22

At bats: 6 [t-8th], Hawai'i, 02-28-22; at UC San Diego, 03-22-22

Stolen bases: 1, at San Jose State, 03-20-22; Nevada, 05-15-22

Caught stealing: 1 [t-2nd], UNLV, 03-12-22; Air Force, 05-07-22

Field chances: 6, at Nevada, 04-01-22

Putouts: 5, vs TCU, 02-18-22; at Nevada, 04-01-22

Assists: 1, at San Jose State, 03-19-22

### GUZMAN, Jonny

Year	avg	gp-gs	ab	r	h	2b	3b	hr	rbi	tb	slg%	bb	hbp	so	gdp	ob%	sf	sh	sb-att	po	a	e	fld%
2020	.000	2-0	0	0	0	0	0	0	0	0	.000	0	0	0	0	.000	0	0	0-0	0	0	0	.000
2022	.000	22-1	0	0	0	0	0	0	0	0	.000	0	0	0	0	.000	0	0	0-0	2	3	1	.833
TOTAL	.000	24-1	0	0	0	0	0	0	0	0	.000	0	0	0	0	.000	0	0	0-0	2	3	1	.833

Year	era	w-l	app	gs	cg	sho	sv	ip	h	r	er	bb	so	2b	3b	hr	bf	bavq	wp	hbp	bk	sfa	sha
2020	40.50	0-0	2	0	0	0/0	0	1.1	6	6	6	3	2	2	0	2	12	.667	0	0	0	0	0
2022	3.82	1-3	22	1	0	0/0	2	35.1	25	21	15	22	48	7	0	3	159	.200	8	6	0	2	4
TOTAL	5.15	1-3	24	1	0	0/0	2	36.2	31	27	21	25	50	9	0	5	171	.231	8	6	0	2	4

**SINGLE-GAME HIGHS [all-time ranking]:**

Innings pitched: 4.1, at UC Irvine, Feb 22, 2022

Walks allowed: 4 [t-7th], Stanford, 04-23-22

Strikeouts: 9 [t-6th], at UC Irvine, Feb 22, 2022

Batters faced: 19, at UC Irvine, Feb 22, 2022

Field chances: 2, Air Force, 05-08-22

Putouts: 2, Air Force, 05-08-22

Assists: 1, UNLV, 03-13-22; at Nevada, 04-02-22; at UC Irvine, Feb 22, 2022

## Individual Career History

### HARGETT, Hunter

Year	avg	gp-gs	ab	r	h	2b	3b	hr	rbi	tb	slg%	bb	hbp	so	gdp	ob%	sf	sh	sb-att	po	a	e	fld%
2022	.000	8-0	0	0	0	0	0	0	0	0	.000	0	0	0	0	.000	0	0	0-0	0	0	0	.000
TOTAL	.000	8-0	0	0	0	0	0	0	0	0	.000	0	0	0	0	.000	0	0	0-0	0	0	0	.000

Year	era	w-l	app	gs	cg	sho	sv	ip	h	r	er	bb	so	2b	3b	hr	bf	bavg	wp	hbp	bk	sfa	sha
2022	6.14	0-1	8	0	0	0/0	0	7.1	6	8	5	9	16	0	0	2	43	.214	4	6	1	0	0
TOTAL	6.14	0-1	8	0	0	0/0	0	7.1	6	8	5	9	16	0	0	2	43	.214	4	6	1	0	0

SINGLE-GAME HIGHS [all-time ranking]:

Innings pitched: 2.2, at UC San Diego, 04-19-22

Walks allowed: 3, at UC San Diego, 04-19-22

Strikeouts: 6, at UC San Diego, 04-19-22

Batters faced: 13, at UC San Diego, 04-19-22

### HAZELHURST, Trevor

Year	avg	gp-gs	ab	r	h	2b	3b	hr	rbi	tb	slg%	bb	hbp	so	gdp	ob%	sf	sh	sb-att	po	a	e	fld%
2022	.152	20-9	46	8	7	0	0	2	4	13	.283	7	0	17	1	.264	0	0	0-0	53	1	1	.982
TOTAL	.152	20-9	46	8	7	0	0	2	4	13	.283	7	0	17	1	.264	0	0	0-0	53	1	1	.982

SINGLE-GAME HIGHS [all-time ranking]:

Hits: 3, at Nevada, 04-01-22

Home runs: 1 [t-7th], Arizona State, 03-05-22; at Nevada, 04-01-22

Total bases: 6, at Nevada, 04-01-22

RBI: 1, 4 times

Runs scored: 3, at Nevada, 04-01-22

Walks: 2, Arizona State, 03-06-22; at San Jose State, 03-20-22

Struck out: 3 [t-6th], Iowa, 03-15-22

At bats: 4, 5 times

Field chances: 12, at Nevada, 04-01-22

Putouts: 12, at Nevada, 04-01-22

Assists: 1, Fresno State, 03-27-22



## Individual Career History

### INGRASSIA, Joseph

Year	avg	gp-gs	ab	r	h	2b	3b	hr	rbi	tb	slg%	bb	hbp	so	gdp	ob%	sf	sh	sb-att	po	a	e	fld%
2021	.000	6-0	0	0	0	0	0	0	0	0	.000	0	0	0	0	.000	0	0	0-0	0	0	0	.000
2022	.000	5-0	0	0	0	0	0	0	0	0	.000	0	0	0	0	.000	0	0	0-0	0	1	0	1.000
TOTAL	.000	11-0	0	0	0	0	0	0	0	0	.000	0	0	0	0	.000	0	0	0-0	0	1	0	1.000

Year	era	w-l	app	gs	cg	sho	sv	ip	h	r	er	bb	so	2b	3b	hr	bf	bavg	wp	hbp	bk	sfa	sha
2021	7.36	0-0	6	0	0	0/0	0	3.2	0	6	3	5	5	0	0	0	19	.000	3	1	0	0	0
2022	8.53	0-0	5	0	0	0/0	0	6.1	8	6	6	5	8	3	1	0	32	.308	3	1	0	0	0
TOTAL	8.10	0-0	11	0	0	0/0	0	10.0	8	12	9	10	13	3	1	0	51	.205	6	2	0	0	0

SINGLE-GAME HIGHS [all-time ranking]:

Innings pitched: 2.1, vs California, 02-20-22

Walks allowed: 2, vs California, 02-20-22; at Air Force, 05-23-21

Strikeouts: 3, vs TCU, 02-18-22

Batters faced: 12, vs California, 02-20-22

Field chances: 1, vs California, 02-20-22

Assists: 1, vs California, 02-20-22

### JACKSON, Julian

Year	avg	gp-gs	ab	r	h	2b	3b	hr	rbi	tb	slg%	bb	hbp	so	gdp	ob%	sf	sh	sb-att	po	a	e	fld%
2022	.000	7-0	0	0	0	0	0	0	0	0	.000	0	0	0	0	.000	0	0	0-0	1	1	0	1.000
TOTAL	.000	7-0	0	0	0	0	0	0	0	0	.000	0	0	0	0	.000	0	0	0-0	1	1	0	1.000

Year	era	w-l	app	gs	cg	sho	sv	ip	h	r	er	bb	so	2b	3b	hr	bf	bavg	wp	hbp	bk	sfa	sha
2022	6.52	0-0	7	0	0	0/0	0	9.2	8	8	7	10	8	0	1	1	50	.222	4	2	0	1	1
TOTAL	6.52	0-0	7	0	0	0/0	0	9.2	8	8	7	10	8	0	1	1	50	.222	4	2	0	1	1

SINGLE-GAME HIGHS [all-time ranking]:

Innings pitched: 2.1, UC San Diego, 05-03-22

Walks allowed: 3, UC San Diego, 05-03-22

Strikeouts: 3, at Fresno State, 04-30-22; UC San Diego, 05-03-22

Batters faced: 12, UC San Diego, 05-03-22

Field chances: 1, San Diego, 04-18-22; at Long Beach State, 04-26-22

Putouts: 1, San Diego, 04-18-22

Assists: 1, at Long Beach State, 04-26-22

## Individual Career History

### JOHNSON, Deron

Year	avg	gp-gs	ab	r	h	2b	3b	hr	rbi	tb	slg%	bb	hbp	so	gdp	ob%	sf	sh	sb-att	po	a	e	fld%
2019	.225	21-8	40	7	9	4	0	0	2	13	.325	6	0	11	1	.326	0	0	0-0	50	7	1	.983
2020	.250	3-1	4	0	1	0	0	0	0	1	.250	0	0	2	0	.250	0	0	0-0	3	0	0	1.000
2022	.162	30-13	74	7	12	4	0	2	5	22	.297	9	0	17	1	.253	0	1	1-1	47	12	1	.983
TOTAL	.186	54-22	118	14	22	8	0	2	7	36	.305	15	0	30	2	.278	0	1	1-1	100	19	2	.983

**SINGLE-GAME HIGHS [all-time ranking]:**

Hits: 2, at San Jose State, 03-18-22; at UC San Diego, 03-22-22; at Air Force, Apr 18, 2019

Doubles: 2 [t-5th], at Air Force, Apr 18, 2019

Home runs: 1 [t-7th], at San Jose State, 03-20-22; Nevada, 05-15-22

Total bases: 4, at San Jose State, 03-20-22; Nevada, 05-15-22; at Air Force, Apr 18, 2019

RBI: 2, at San Jose State, 03-20-22; at UC San Diego, 03-22-22

Runs scored: 2, at UC San Diego, 03-22-22; Seattle, Mar 17, 2019

Walks: 2, at UC San Diego, 03-22-22; at San Diego, 04-12-22; Texas Tech, Mar 06, 2019

Struck out: 3 [t-6th], Fresno State, 03-26-22; Air Force, 05-06-22

Sac bunts: 1 [t-8th], Air Force, 05-06-22

At bats: 5, at San Jose State, 03-20-22; at New Mexico, 04-15-22

Stolen bases: 1, at UC San Diego, 03-22-22

Field chances: 14, Air Force, Apr 19, 2019

Putouts: 10, at UC Irvine, Apr 16, 2019; New Mexico, May 18, 2019

Assists: 4, Stanford, 04-24-22; Air Force, Apr 19, 2019

Runners CS: 1, UC San Diego, 03-29-22; Nevada, 05-15-22

### JONES, Avery

Year	avg	gp-gs	ab	r	h	2b	3b	hr	rbi	tb	slg%	bb	hbp	so	gdp	ob%	sf	sh	sb-att	po	a	e	fld%
2020	.000	4-1	0	0	0	0	0	0	0	0	.000	0	0	0	0	.000	0	0	0-0	0	1	0	1.000
2021	.000	3-0	0	0	0	0	0	0	0	0	.000	0	0	0	0	.000	0	0	0-0	0	0	0	.000
2022	.000	15-0	0	0	0	0	0	0	0	0	.000	0	0	0	0	.000	0	0	0-0	1	3	0	1.000
TOTAL	.000	22-1	0	0	0	0	0	0	0	0	.000	0	0	0	0	.000	0	0	0-0	1	4	0	1.000

Year	era	w-l	app	gs	cq	sho	sv	ip	h	r	er	bb	so	2b	3b	hr	bf	bavg	wp	hbp	bk	sfa	sha
2020	0.00	1-0	4	1	0	0/1	0	6.1	4	0	0	4	5	1	0	0	28	.182	1	2	0	0	0
2021	6.75	1-0	3	0	0	0/0	0	5.1	5	4	4	4	2	1	1	0	25	.250	1	1	0	0	0
2022	5.57	0-0	15	0	0	0/0	0	21.0	16	14	13	12	13	3	1	0	92	.222	2	4	0	2	2
TOTAL	4.68	2-0	22	1	0	0/1	0	32.2	25	18	17	20	20	5	2	0	145	.219	4	7	0	2	2

**SINGLE-GAME HIGHS [all-time ranking]:**

Innings pitched: 3.2, CSUN, 05-04-22

Walks allowed: 2, 5 times

Strikeouts: 4, Fresno State, 03-26-22

Batters faced: 17, CSUN, 05-04-22

Field chances: 1, 5 times

Putouts: 1, Fresno State, 03-26-22

Assists: 1, 4 times

Runners CS: 1, at San Jose State, 03-20-22; Fresno State, 03-26-22

## Individual Career History

### LEBEAU, Kenny

Year	avg	gp-gs	ab	r	h	2b	3b	hr	rbi	tb	slg%	bb	hbp	so	gdp	ob%	sf	sh	sb-att	po	a	e	fld%
2022	.174	19-12	46	9	8	3	0	0	4	11	.239	7	3	13	0	.316	1	1	0-1	11	25	3	.923
TOTAL	.174	19-12	46	9	8	3	0	0	4	11	.239	7	3	13	0	.316	1	1	0-1	11	25	3	.923

**SINGLE-GAME HIGHS [all-time ranking]:**

Hits: 2, Nevada, 05-15-22

Doubles: 1, Arizona State, 03-06-22; UNLV, 03-13-22; Nevada, 05-13-22

Total bases: 2, 4 times

RBI: 2, Hawai'i, 02-28-22

Runs scored: 2, UNLV, 03-13-22

Walks: 1, 7 times

Hit by pitch: 1, Hawai'i, 02-28-22; Arizona State, 03-04-22; Nevada, 05-14-22

Struck out: 2, Arizona State, 03-06-22; Fresno State, 03-27-22; Grand Canyon, 04-21-22

Sac flies: 1 [t-4th], Grand Canyon, 04-21-22

Sac bunts: 1 [t-8th], UNLV, 03-11-22

At bats: 5, Hawai'i, 02-28-22

Caught stealing: 1 [t-2nd], Nevada, 05-14-22

Field chances: 5, Arizona State, 03-04-22

Putouts: 2, UC Irvine, 03-01-22; Arizona State, 03-06-22

Assists: 3, 4 times

### LEONHARDT, Brian

Year	avg	gp-gs	ab	r	h	2b	3b	hr	rbi	tb	slg%	bb	hbp	so	gdp	ob%	sf	sh	sb-att	po	a	e	fld%
2019	.272	48-45	162	20	44	14	1	1	34	63	.389	14	1	29	3	.326	4	2	2-3	258	22	10	.966
2020	.269	16-16	52	10	14	0	0	2	12	20	.385	6	0	10	3	.333	2	1	0-0	64	6	2	.972
2021	.305	46-44	151	29	46	7	1	2	47	61	.404	20	2	27	4	.374	9	0	0-2	4	3	0	1.000
2022	.239	51-48	176	25	42	7	0	5	33	64	.364	17	3	32	2	.310	4	1	1-3	206	22	5	.979
TOTAL	.270	161-153	541	84	146	28	2	10	126	208	.384	57	6	98	12	.335	19	4	3-8	532	53	17	.972

Year	era	w-l	app	gs	cg	sho	sv	ip	h	r	er	bb	so	2b	3b	hr	bf	bavg	wp	hbp	bk	sfa	sha
2019	6.62	1-0	9	2	0	0/0	0	17.2	24	13	13	12	17	3	1	1	86	.343	3	3	0	1	0
2020	2.08	0-0	4	2	0	0/0	0	8.2	6	3	2	5	7	0	0	0	41	.207	3	3	0	1	3
2021	6.19	1-2	15	7	0	0/0	0	32.0	38	29	22	15	24	9	1	4	153	.284	6	3	1	1	0
2022	10.57	0-2	4	3	0	0/0	0	7.2	14	15	9	5	10	4	0	0	48	.359	3	3	0	1	0
TOTAL	6.27	2-4	32	14	0	0/0	0	66.0	82	60	46	37	58	16	2	5	328	.301	15	12	1	4	3

**SINGLE-GAME HIGHS [all-time ranking]:**

Hits: 4 [t-6th], at Air Force, 05-22-21

Doubles: 2 [t-5th], Air Force, 05-07-22; LMU, Apr 09, 2019; UC Irvine, Feb 19, 2019

Triples: 1 [t-1st], San Jose State, 05-08-21; Seattle, Mar 17, 2019

Home runs: 1 [t-7th], 10 times

Total bases: 6, at Nevada, 04-01-22; at UC San Diego, Feb 28, 2021

RBI: 6 [t-1st], at Air Force, 05-22-21

Runs scored: 3, at Fresno State, 04-18-21; San Jose State, 05-08-21; at UC San Diego, Feb 28, 2021

Walks: 2, 6 times

Hit by pitch: 1, 6 times

Struck out: 2, 20 times

Sac flies: 1 [t-4th], 19 times

Sac bunts: 1 [t-8th], 4 times

At bats: 6 [t-8th], at UC San Diego, 03-22-22; at New Mexico, Mar 23, 2019

Stolen bases: 1, Iowa, 03-15-22; San Francisco, Feb 15, 2019; at New Mexico, Mar 24, 2019

Caught stealing: 1 [t-2nd], 5 times

Innings pitched: 4.2, at New Mexico, 05-29-21

Walks allowed: 3, 4 times

Strikeouts: 8, Hawai'i, 02-28-22

Batters faced: 21, 4 times

Field chances: 15, Air Force, 05-08-22; San Diego, Feb 26, 2019; Fresno State, Mar 29, 2019

Putouts: 15 [t-6th], Fresno State, Mar 29, 2019

Assists: 3, at Cal State Fullerton, Apr 14, 2019; Fresno State, Mar 31, 2019

Runners CS: 1, Air Force, 03-20-21

## Individual Career History

### MELTON, Troy

Year	avg	gp-gs	ab	r	h	2b	3b	hr	rbi	tb	slg%	bb	hbp	so	gdp	ob%	sf	sh	sb-att	po	a	e	fld%
2019	.000	4-0	0	0	0	0	0	0	0	0	.000	0	0	0	0	.000	0	0	0-0	0	0	0	.000
2020	.000	4-4	0	0	0	0	0	0	0	0	.000	0	0	0	0	.000	0	0	0-0	1	3	1	.800
2021	.000	15-15	0	0	0	0	0	0	0	0	.000	0	0	0	0	.000	0	0	0-0	2	10	1	.923
2022	.000	11-10	0	0	0	0	0	0	0	0	.000	0	0	0	0	.000	0	0	0-0	4	8	0	1.000
<b>TOTAL</b>	<b>.000</b>	<b>34-29</b>	<b>0</b>	<b>0</b>	<b>0</b>	<b>0</b>	<b>0</b>	<b>0</b>	<b>0</b>	<b>0</b>	<b>.000</b>	<b>0</b>	<b>0</b>	<b>0</b>	<b>0</b>	<b>.000</b>	<b>0</b>	<b>0</b>	<b>0-0</b>	<b>7</b>	<b>21</b>	<b>2</b>	<b>.933</b>

Year	era	w-l	app	gs	cg	sho	sv	ip	h	r	er	bb	so	2b	3b	hr	bf	bavg	wp	hbp	bk	sfa	sha
2019	6.75	0-0	4	0	0	0/0	0	2.2	6	3	2	0	5	0	0	1	16	.429	0	2	0	0	0
2020	3.22	3-1	4	4	0	0/1	0	22.1	15	9	8	9	26	1	0	3	91	.192	3	3	0	0	1
2021	6.14	4-5	15	15	1	1/0	0	73.1	87	59	50	30	83	18	3	12	340	.291	7	7	0	1	3
2022	1.82	4-2	10	10	1	0/0	0	59.1	53	17	12	13	61	11	0	2	245	.239	2	5	0	2	3
<b>TOTAL</b>	<b>4.11</b>	<b>11-8</b>	<b>33</b>	<b>29</b>	<b>2</b>	<b>1/1</b>	<b>0</b>	<b>157.2</b>	<b>161</b>	<b>88</b>	<b>72</b>	<b>52</b>	<b>175</b>	<b>30</b>	<b>3</b>	<b>18</b>	<b>692</b>	<b>.263</b>	<b>12</b>	<b>17</b>	<b>0</b>	<b>3</b>	<b>7</b>

**SINGLE-GAME HIGHS** [all-time ranking]:

Innings pitched: 9.0 [t-1st], Grand Canyon, 04-22-22  
 Walks allowed: 5 [t-1st], UNLV, 03-13-21  
 Strikeouts: 11 [1st], Air Force, 05-06-22  
 Batters faced: 32 [t-6th], Grand Canyon, 04-22-22  
 Field chances: 3, Fresno State, 03-25-22  
 Putouts: 1, 7 times  
 Assists: 2, 7 times  
 Runners CS: 2 [t-2nd], at New Mexico, 05-28-21

### MILLER, Caden

Year	avg	gp-gs	ab	r	h	2b	3b	hr	rbi	tb	slg%	bb	hbp	so	gdp	ob%	sf	sh	sb-att	po	a	e	fld%
2020	.053	9-8	19	1	1	0	0	0	1	1	.053	3	1	8	0	.217	0	2	0-0	15	24	3	.929
2021	.345	44-44	148	43	51	6	3	0	30	63	.426	25	8	28	2	.464	0	1	8-8	65	103	3	.982
2022	.283	52-51	191	24	54	3	3	2	25	69	.361	25	11	37	0	.391	3	4	13-15	67	119	13	.935
<b>TOTAL</b>	<b>.296</b>	<b>105-103</b>	<b>358</b>	<b>68</b>	<b>106</b>	<b>9</b>	<b>6</b>	<b>2</b>	<b>56</b>	<b>133</b>	<b>.372</b>	<b>53</b>	<b>20</b>	<b>73</b>	<b>2</b>	<b>.412</b>	<b>3</b>	<b>7</b>	<b>21-23</b>	<b>147</b>	<b>246</b>	<b>19</b>	<b>.954</b>

**SINGLE-GAME HIGHS** [all-time ranking]:

Hits: 3, 4 times  
 Doubles: 1, 9 times  
 Triples: 1 [t-1st], 6 times  
 Home runs: 1 [t-7th], Arizona State, 03-05-22; Fresno State, 03-26-22  
 Total bases: 5, at UC San Diego, 03-22-22; Fresno State, 03-26-22  
 RBI: 4, at UC San Diego, 03-22-22; at Fresno State, 04-18-21  
 Runs scored: 3, 4 times  
 Walks: 3 [t-2nd], New Mexico, 04-03-21; Nevada, 04-10-21  
 Hit by pitch: 3 [1st], Hawai'i, 02-28-22  
 Struck out: 2, 16 times  
 Sac flies: 1 [t-4th], at UC San Diego, 03-22-22; Stanford, 04-23-22; Nevada, 05-13-22  
 Sac bunts: 2 [t-1st], Stanford, 04-24-22  
 At bats: 6 [t-8th], at Nevada, 04-01-22; at New Mexico, 04-14-22; at New Mexico, 04-15-22  
 Stolen bases: 3 [t-1st], UC San Diego, 03-29-22  
 Caught stealing: 1 [t-2nd], vs Houston, 02-19-22; San Jose State, 04-09-22  
 Field chances: 10, at San Jose State, 03-18-22  
 Putouts: 4, 9 times  
 Assists: 8 [t-1st], at San Jose State, 03-18-22

## Individual Career History

### MONTROYA, Shaun

Year	avg	gp-gs	ab	r	h	2b	3b	hr	rbi	tb	slg%	bb	hbp	so	gdp	ob%	sf	sh	sb-att	po	a	e	fld%
2022	.293	39-36	123	17	36	3	1	0	11	41	.333	15	3	23	0	.383	0	8	5-8	75	4	2	.975
TOTAL	.293	39-36	123	17	36	3	1	0	11	41	.333	15	3	23	0	.383	0	8	5-8	75	4	2	.975

**SINGLE-GAME HIGHS** [all-time ranking]:

Hits: 4 [t-6th], at New Mexico, 04-14-22; at New Mexico, 04-15-22  
 Doubles: 1, at San Diego, 04-12-22; at New Mexico, 04-14-22; UC San Diego, 05-03-22  
 Triples: 1 [t-1st], at New Mexico, 04-15-22  
 Total bases: 6, at New Mexico, 04-15-22  
 RBI: 2, at New Mexico, 04-14-22; at New Mexico, 04-15-22; at Fresno State, 05-01-22  
 Runs scored: 3, at New Mexico, 04-15-22  
 Walks: 2, San Jose State, 04-09-22; Stanford, 04-23-22  
 Hit by pitch: 1, at New Mexico, 04-16-22; at Fresno State, 04-30-22; Nevada, 05-15-22  
 Struck out: 2, Hawai'i, 02-28-22; UNLV, 03-12-22; Iowa, 03-15-22  
 Sac bunts: 2 [t-1st], at Fresno State, 04-29-22; Nevada, 05-14-22  
 At bats: 6 [t-8th], at New Mexico, 04-15-22  
 Stolen bases: 1, 5 times  
 Caught stealing: 1 [t-2nd], vs California, 02-20-22; Fresno State, 03-27-22; at UC San Diego, 04-19-22  
 Field chances: 6, Nevada, 05-15-22  
 Putouts: 5, Nevada, 05-15-22  
 Assists: 1, 4 times

### PYATT, Fisher

Year	avg	gp-gs	ab	r	h	2b	3b	hr	rbi	tb	slg%	bb	hbp	so	gdp	ob%	sf	sh	sb-att	po	a	e	fld%
2021	.240	19-15	50	8	12	2	0	0	0	14	.280	8	5	10	1	.397	0	0	0-0	14	17	5	.861
2022	.000	2-0	2	0	0	0	0	0	0	0	.000	0	0	2	0	.000	0	0	0-0	0	1	0	1.000
TOTAL	.231	21-15	52	8	12	2	0	0	0	14	.269	8	5	12	1	.385	0	0	0-0	14	18	5	.865

**SINGLE-GAME HIGHS** [all-time ranking]:

Hits: 3, New Mexico, 04-03-21  
 Doubles: 1, Nevada, 04-10-21; Dixie State, 04-24-21  
 Total bases: 3, New Mexico, 04-03-21  
 Runs scored: 2, New Mexico, 04-03-21; at San Jose State, Mar 27, 2021  
 Walks: 2, Nevada, 04-10-21; Nevada, 04-11-21  
 Hit by pitch: 1, UNLV, 03-13-21; Dixie State, 04-24-21; at San Jose State, Mar 27, 2021  
 Struck out: 2, San Jose State, 05-08-21  
 At bats: 5, Nevada, 04-10-21  
 Field chances: 5, UNLV, 03-13-21  
 Putouts: 2, UNLV, 03-13-21; Dixie State, 04-25-21  
 Assists: 3, UNLV, 03-13-21



## Individual Career History

### RHEE, Charlie

Year	avg	gp-gs	ab	r	h	2b	3b	hr	rbi	tb	slg%	bb	hbp	so	gdp	ob%	sf	sh	sb-att	po	a	e	fld%
2021	.200	13-1	10	3	2	0	0	0	1	2	.200	2	0	1	0	.333	0	0	0-0	10	0	0	1.000
2022	.129	22-10	31	2	4	0	0	0	3	4	.129	6	1	8	0	.289	0	1	3-3	14	7	2	.913
<b>TOTAL</b>	<b>.146</b>	<b>35-11</b>	<b>41</b>	<b>5</b>	<b>6</b>	<b>0</b>	<b>0</b>	<b>0</b>	<b>4</b>	<b>6</b>	<b>.146</b>	<b>8</b>	<b>1</b>	<b>9</b>	<b>0</b>	<b>.300</b>	<b>0</b>	<b>1</b>	<b>3-3</b>	<b>24</b>	<b>7</b>	<b>2</b>	<b>.939</b>

**SINGLE-GAME HIGHS [all-time ranking]:**

Hits: 1, 6 times  
 Total bases: 1, 6 times  
 RBI: 2, at UC Irvine, Feb 22, 2022  
 Runs scored: 1, 5 times  
 Walks: 4 [1st], San Jose State, 04-09-22  
 Hit by pitch: 1, at Fresno State, 05-01-22  
 Struck out: 2, at San Jose State, 03-19-22; at UC San Diego, 04-19-22  
 Sac bunts: 1 [t-8th], at San Diego, 04-12-22  
 At bats: 4, UC San Diego, 02-27-21; San Jose State, 04-10-22; at UC San Diego, 04-19-22  
 Stolen bases: 1, San Jose State, 04-09-22; San Diego, 04-18-22; at Fresno State, 05-01-22  
 Field chances: 5, UC San Diego, 02-27-21; San Jose State, 04-10-22; at San Diego, 04-12-22  
 Putouts: 5, UC San Diego, 02-27-21  
 Assists: 3, San Jose State, 04-10-22

### RODRIGUEZ, Alex

Year	avg	gp-gs	ab	r	h	2b	3b	hr	rbi	tb	slg%	bb	hbp	so	gdp	ob%	sf	sh	sb-att	po	a	e	fld%
2022	.147	29-25	68	5	10	3	0	0	5	13	.191	3	3	30	0	.216	0	3	1-2	33	35	4	.944
<b>TOTAL</b>	<b>.147</b>	<b>29-25</b>	<b>68</b>	<b>5</b>	<b>10</b>	<b>3</b>	<b>0</b>	<b>0</b>	<b>5</b>	<b>13</b>	<b>.191</b>	<b>3</b>	<b>3</b>	<b>30</b>	<b>0</b>	<b>.216</b>	<b>0</b>	<b>3</b>	<b>1-2</b>	<b>33</b>	<b>35</b>	<b>4</b>	<b>.944</b>

**SINGLE-GAME HIGHS [all-time ranking]:**

Hits: 3, vs TCU, 02-18-22  
 Doubles: 1, at New Mexico, 04-16-22; Air Force, 05-06-22; Air Force, 05-08-22  
 Total bases: 3, vs TCU, 02-18-22  
 RBI: 2, at New Mexico, 04-16-22  
 Runs scored: 1, 5 times  
 Walks: 1, vs Houston, 02-19-22; Fresno State, 03-25-22; at UC Irvine, Feb 22, 2022  
 Hit by pitch: 1, vs Houston, 02-19-22; Hawai'i, 02-28-22; UNLV, 03-11-22  
 Struck out: 2, 7 times  
 Sac bunts: 1 [t-8th], UC Irvine, 03-01-22; Arizona State, 03-06-22; Stanford, 04-23-22  
 At bats: 5, Air Force, 05-06-22  
 Stolen bases: 1, Hawai'i, 02-28-22  
 Caught stealing: 1 [t-2nd], vs TCU, 02-18-22  
 Field chances: 8, Arizona State, 03-05-22  
 Putouts: 4, UC Irvine, 03-01-22; Arizona State, 03-05-22  
 Assists: 4, Arizona State, 03-05-22

## Individual Career History

RUIZ, Poncho

Year	avg	gp-gs	ab	r	h	2b	3b	hr	rbi	tb	slg%	bb	hbp	so	gdp	ob%	sf	sh	sb-att	po	a	e	fld%
2021	.300	21-13	60	13	18	1	1	3	20	30	.500	5	0	8	5	.348	1	0	1-1	71	6	1	.987
2022	.313	52-51	195	41	61	12	1	5	31	90	.462	30	7	42	1	.419	2	0	4-5	381	44	10	.977
TOTAL	.310	73-64	255	54	79	13	2	8	51	120	.471	35	7	50	6	.403	3	0	5-6	452	50	11	.979

**SINGLE-GAME HIGHS** [all-time ranking]:

Hits: 4 [t-6th], at Nevada, 04-01-22; at Air Force, 05-23-21  
 Doubles: 2 [t-5th], at Nevada, 04-01-22; Air Force, 05-06-22  
 Triples: 1 [t-1st], Fresno State, 03-26-22; at New Mexico, 05-29-21  
 Home runs: 1 [t-7th], 8 times  
 Total bases: 6, at Nevada, 04-01-22  
 RBI: 4, San Jose State, 05-09-21  
 Runs scored: 3, at New Mexico, 04-15-22; Air Force, 05-07-22  
 Walks: 3 [t-2nd], at San Jose State, 03-19-22  
 Hit by pitch: 2 [t-2nd], Air Force, 05-07-22  
 Struck out: 3 [t-6th], 4 times  
 Sac flies: 1 [t-4th], vs Houston, 02-19-22; UNLV, 03-13-22; Dixie State, 04-24-21  
 At bats: 6 [t-8th], at Nevada, 04-02-22; San Jose State, 04-09-22; at Air Force, 05-23-21  
 Stolen bases: 1, 5 times  
 Caught stealing: 1 [t-2nd], Grand Canyon, 04-21-22  
 Field chances: 19 [1st], Hawai'i, 02-28-22  
 Putouts: 18 [1st], Hawai'i, 02-28-22  
 Assists: 4, Long Beach State, 04-05-22; Air Force, 05-08-22  
 Runners CS: 2 [t-2nd], vs Houston, 02-19-22; Long Beach State, 04-05-22; at Long Beach State, 04-26-22

SAUER, Kelena

Year	avg	gp-gs	ab	r	h	2b	3b	hr	rbi	tb	slg%	bb	hbp	so	gdp	ob%	sf	sh	sb-att	po	a	e	fld%
2021	.000	14-1	0	0	0	0	0	0	0	0	.000	0	0	0	0	.000	0	0	0-0	1	0	0	1.000
2022	.000	18-7	0	0	0	0	0	0	0	0	.000	0	0	0	0	.000	0	0	0-0	3	7	6	.625
TOTAL	.000	32-8	0	0	0	0	0	0	0	0	.000	0	0	0	0	.000	0	0	0-0	4	7	6	.647

Year	era	w-l	app	gs	cg	sho	sv	ip	h	r	er	bb	so	2b	3b	hr	bf	bavg	wp	hbp	bk	sfa	sha
2021	4.20	1-0	14	1	0	0/1	1	15.0	14	10	7	14	19	2	0	1	76	.246	4	2	0	2	1
2022	5.49	2-6	18	7	0	0/0	4	41.0	42	35	25	25	43	7	4	4	201	.259	15	11	0	1	2
TOTAL	5.14	3-6	32	8	0	0/1	5	56.0	56	45	32	39	62	9	4	5	277	.256	19	13	0	3	3

**SINGLE-GAME HIGHS** [all-time ranking]:

Innings pitched: 6.1, Arizona State, 03-05-22  
 Walks allowed: 5 [t-1st], at San Jose State, 03-19-22  
 Strikeouts: 9 [t-6th], UNLV, 03-12-22  
 Batters faced: 31 [t-10th], Arizona State, 03-05-22  
 Field chances: 6, Arizona State, 03-05-22  
 Putouts: 1, 4 times  
 Assists: 3, Arizona State, 03-05-22  
 Runners CS: 2 [t-2nd], vs Houston, 02-19-22

## Individual Career History

SERRANO, Omar

Year	avg	gp-gs	ab	r	h	2b	3b	hr	rbi	tb	slg%	bb	hbp	so	gdp	ob%	sf	sh	sb-att	po	a	e	fld%
2022	.000	9-2	0	0	0	0	0	0	0	0	.000	0	0	0	0	.000	0	0	0-0	0	0	0	.000
TOTAL	.000	9-2	0	0	0	0	0	0	0	0	.000	0	0	0	0	.000	0	0	0-0	0	0	0	.000

Year	era	w-l	app	gs	cg	sho	sv	ip	h	r	er	bb	so	2b	3b	hr	bf	bavg	wp	hbp	bk	sfa	sha
2022	8.40	0-3	9	2	0	0/0	0	15.0	15	19	14	18	19	3	0	1	82	.254	5	4	0	1	0
TOTAL	8.40	0-3	9	2	0	0/0	0	15.0	15	19	14	18	19	3	0	1	82	.254	5	4	0	1	0

SINGLE-GAME HIGHS [all-time ranking]:

Innings pitched: 4.1, San Diego, 04-18-22

Walks allowed: 4 [t-7th], Stanford, 04-23-22

Strikeouts: 4, UC San Diego, 03-29-22; at San Diego, 04-12-22; San Diego, 04-18-22

Batters faced: 20, San Diego, 04-18-22

Runners CS: 1, UC San Diego, 03-29-22

SIPE, Evan

Year	avg	gp-gs	ab	r	h	2b	3b	hr	rbi	tb	slg%	bb	hbp	so	gdp	ob%	sf	sh	sb-att	po	a	e	fld%
2022	.200	7-2	10	1	2	1	0	0	2	3	.300	1	1	5	0	.333	0	0	0-0	21	1	1	.957
TOTAL	.200	7-2	10	1	2	1	0	0	2	3	.300	1	1	5	0	.333	0	0	0-0	21	1	1	.957

SINGLE-GAME HIGHS [all-time ranking]:

Hits: 1, at New Mexico, 04-16-22; CSUN, 05-04-22

Doubles: 1, at New Mexico, 04-16-22

Total bases: 2, at New Mexico, 04-16-22

RBI: 2, at New Mexico, 04-16-22

Runs scored: 1, at New Mexico, 04-16-22

Walks: 1, at San Diego, 04-12-22

Hit by pitch: 1, at UC Irvine, Feb 22, 2022

Struck out: 2, at New Mexico, 04-16-22; CSUN, 05-04-22

At bats: 4, at New Mexico, 04-16-22; CSUN, 05-04-22

Field chances: 9, at New Mexico, 04-16-22; CSUN, 05-04-22

Putouts: 8, at New Mexico, 04-16-22; CSUN, 05-04-22

Assists: 1, at New Mexico, 04-16-22

## Individual Career History

### TIBBETT, Ricky

Year	avg	gp-gs	ab	r	h	2b	3b	hr	rbi	tb	slg%	bb	hbp	so	gdp	ob%	sf	sh	sb-att	po	a	e	fld%
2020	.000	3-0	0	0	0	0	0	0	0	0	.000	0	0	0	0	.000	0	0	0-0	0	0	0	.000
2021	.000	16-7	0	0	0	0	0	0	0	0	.000	0	0	0	0	.000	0	0	0-0	2	7	0	1.000
2022	.000	21-0	0	0	0	0	0	0	0	0	.000	0	0	0	0	.000	0	0	0-0	0	3	1	.750
TOTAL	.000	40-7	0	0	0	0	0	0	0	0	.000	0	0	0	0	.000	0	0	0-0	2	10	1	.923

Year	era	w-l	app	gs	cq	sho	sv	ip	h	r	er	bb	so	2b	3b	hr	bf	bavg	wp	hbp	bk	sfa	sha
2020	0.00	1-0	3	0	0	0/0	0	5.1	4	3	0	1	2	0	0	0	20	.211	0	0	0	0	0
2021	6.62	4-2	16	7	0	0/1	0	50.1	72	39	37	10	53	11	1	11	231	.341	5	6	0	3	1
2022	5.29	1-1	21	0	0	0/0	1	34.0	39	21	20	16	29	6	1	7	157	.283	2	1	0	0	2
TOTAL	5.72	6-3	40	7	0	0/1	1	89.2	115	63	57	27	84	17	2	18	408	.313	7	7	0	3	3

**SINGLE-GAME HIGHS [all-time ranking]:**

Innings pitched: 6.1, at San Jose State, Mar 28, 2021  
 Walks allowed: 3, Fresno State, 03-27-22  
 Strikeouts: 8, at San Jose State, Mar 28, 2021  
 Batters faced: 25, at San Jose State, Mar 28, 2021  
 Field chances: 2, at Nevada, 05-01-21  
 Putouts: 1, at Nevada, 05-01-21; San Jose State, 05-08-21  
 Assists: 1, 10 times  
 Runners CS: 1, Dixie State, 04-25-21; vs UNC Greensboro, Feb 16, 2020

### WEEMS, Irvin

Year	avg	gp-gs	ab	r	h	2b	3b	hr	rbi	tb	slg%	bb	hbp	so	gdp	ob%	sf	sh	sb-att	po	a	e	fld%
2022	.257	43-37	144	23	37	7	1	3	18	55	.382	18	7	24	0	.365	1	4	14-18	108	0	1	.991
TOTAL	.257	43-37	144	23	37	7	1	3	18	55	.382	18	7	24	0	.365	1	4	14-18	108	0	1	.991

**SINGLE-GAME HIGHS [all-time ranking]:**

Hits: 3, at San Jose State, 03-19-22; San Jose State, 04-10-22  
 Doubles: 2 [t-5th], Nevada, 05-15-22  
 Triples: 1 [t-1st], San Jose State, 04-10-22  
 Home runs: 1 [t-7th], at San Jose State, 03-19-22; at Long Beach State, 04-26-22; CSUN, 05-04-22  
 Total bases: 6, at San Jose State, 03-19-22; CSUN, 05-04-22  
 RBI: 3, at San Jose State, 03-19-22  
 Runs scored: 2, at San Jose State, 03-19-22; at New Mexico, 04-16-22  
 Walks: 2, San Jose State, 04-09-22; Grand Canyon, 04-21-22; Air Force, 05-08-22  
 Hit by pitch: 2 [t-2nd], at New Mexico, 04-15-22  
 Struck out: 3 [t-6th], Stanford, 04-24-22  
 Sac flies: 1 [t-4th], Stanford, 04-23-22  
 Sac bunts: 1 [t-8th], 4 times  
 At bats: 5, 10 times  
 Stolen bases: 3 [t-1st], at New Mexico, 04-15-22  
 Caught stealing: 1 [t-2nd], 4 times  
 Field chances: 6, at San Jose State, 03-19-22; San Jose State, 04-10-22; CSUN, 05-04-22  
 Putouts: 6, at San Jose State, 03-19-22; San Jose State, 04-10-22; CSUN, 05-04-22

## Individual Career History

ZAVOREK, Brady

Year	avg	gp-gs	ab	r	h	2b	3b	hr	rbi	tb	slg%	bb	hbp	so	gdp	ob%	sf	sh	sb-att	po	a	e	fld%
2022	.000	2-1	3	0	0	0	0	0	0	0	.000	0	0	3	0	.000	0	0	0-0	0	0	0	.000
TOTAL	.000	2-1	3	0	0	0	0	0	0	0	.000	0	0	3	0	.000	0	0	0-0	0	0	0	.000

SINGLE-GAME HIGHS [all-time ranking]:

Struck out: 2, Arizona State, 03-04-22

At bats: 2, Arizona State, 03-04-22