



# SAN DIEGO STATE BASEBALL

Media Relations Contact: Jim Solien | jsolien@sdsu.edu | O: 619-594-2576 | C: 619-341-9082 | www.GoAztecs.com | @GoAztecs

**SIX-TIME MOUNTAIN WEST TOURNAMENT CHAMPIONS 2000, 2013, 2014, 2015, 2017, 2018**

## 2022 SCHEDULE

Record: 16-34; Mountain West: 8-16  
(Home: 7-23; Away: 8-9; Neutral 1-2)

Day/Date	Opponent	Time/Result
Friday, Feb. 18	vs. NR/No. 17 TCU+	L, 3-5
Saturday, Feb. 19	vs. Houston+	W, 4-3
Sunday, Feb. 20	vs. California+	L, 3-6
Tuesday, Feb. 22	at UC Irvine	L, 3-13
Friday, Feb. 25	Hawai'i^	W, 7-1
Saturday, Feb. 26	Utah^	L, 0-4
Sunday, Feb. 27	Utah^	W, 4-3 (7)
Monday, Feb. 28	Hawai'i	L, 5-8 (15)
Tuesday, March 1	UC Irvine	L, 2-3
Friday, March 4	Arizona State	L, 5-13
Saturday, March 5	Arizona State	L, 4-6
Sunday, March 6	Arizona State	W, 4-3
Friday, March 11	UNLV*	L, 2-5
Saturday, March 12	UNLV*	L, 3-4
Sunday, March 13	UNLV*	L, 8-10
Tuesday, March 15	Iowa	L, 4-6
Friday, March 18	at San José State*	L, 2-3
Saturday, March 19	at San José State*	L, 7-8
Sunday, March 20	at San José State*	L, 8-9
Tuesday, March 22	at UC San Diego	W, 14-7
Friday, March 25	Fresno State*	L, 1-3
Saturday, March 26	Fresno State*	L, 2-8
Sunday, March 27	Fresno State*	L, 0-4
Tuesday, March 29	UC San Diego	L, 0-4
Friday, April 1	at Nevada*	W, 13-1
Saturday, April 2	at Nevada*	L, 6-12
Sunday, April 3	at Nevada*	L, 6-8
Tuesday, April 5	Long Beach State	W, 5-1
Friday, April 8	San José State*	L, 0-4
Saturday, April 9	San José State*	L, 8-11 (10)
Sunday, April 10	San José State*	L, 3-7
Tuesday, April 12	at San Diego	L, 3-8
Thursday, April 14	at New Mexico*	W, 10-3
Friday, April 15	at New Mexico*	W, 14-13
Saturday, April 16	at New Mexico*	W, 11-8 (8)
Monday, April 18	San Diego	L, 1-15
Tuesday, April 19	at UC San Diego	L, 2-4
Thursday, April 21	Grand Canyon	L, 2-7
Friday, April 22	Grand Canyon	W, 2-1
Saturday, April 23	No. 7/6 Stanford	L, 6-9
Sunday, April 24	No. 7/6 Stanford	L, 4-6
Tuesday, April 26	at Long Beach State	W, 4-3
Friday, April 29	at Fresno State*	W, 8-5
Saturday, April 30	at Fresno State*	L, 2-6
Sunday, May 1	at Fresno State*	W, 8-6
Tuesday, May 3	UC San Diego	L, 6-9
Wednesday, May 4	CSUN	L, 2-9
Friday, May 6	Air Force*	L, 8-10
Saturday, May 7	Air Force*	W, 12-0
Sunday, May 8	Air Force*	W, 7-6 (12)
Friday, May 13	Nevada*	6 p.m. PT
Saturday, May 14	Nevada*	6 p.m. PT
Sunday, May 15	Nevada*	1 p.m. PT
Thursday, May 19	at UNLV*	6 p.m. PT
Friday, May 20	at UNLV*	6 p.m. PT
Saturday, May 21	at UNLV*	Noon PT
Thurs.-Sun. May 26-29	Mountain West Tournament (San Diego, Calif.)	

+ - MLB4 Tournament (Scottsdale, Ariz.)  
^ - Tony Gwynn Legacy (San Diego, Calif.)  
\* - Mountain West game

## Game Week Preview

### Nevada (25-21, 15-9 MW) at San Diego State (16-34, 8-16 MW)

Friday, May 13 | 6 p.m. PT | Tony Gwynn Stadium  
Coverage: Live Stats | MW Network  
NEV: Peyton Stumbo, RHP (5-1, 5.84 ERA, 57.0 IP)  
SDSU: Troy Melton, RHP (4-2, 1.55 ERA, 52.1 IP)

Sunday, May 15 | 1 p.m. PT | Tony Gwynn Stadium  
Coverage: Live Stats | MW Network  
NEV: Kade Morris, RHP (5-4, 4.40 ERA, 47.0 IP)  
SDSU: Chris Canada, LHP (2-0, 4.73 ERA, 40.0 IP)

Saturday, May 14 | 6 p.m. PT | Tony Gwynn Stadium  
Coverage: Live Stats | MW Network  
NEV: Cam Walty, RHP (5-4, 5.13 ERA, 72.0 IP)  
SDSU: TJ Fondtain, LHP (2-6, 4.91 ERA, 58.2 IP)



NEV	Overall Statistical Comparison	SDSU
.313	Batting Average	.258
.409	On Base Percentage	.355
.483	Slugging Percentage	.359
6.62	Earned Run Average	4.85
1.46	Strikeout/Walk Ratio	1.93
.294	Opponent Batting Average	.254
.969	Fielding Percentage	.957

**All-Time Series Record: Nevada leads 37-24**

### WHAT'S ON TAP FOR AZTEC BASEBALL

- > San Diego State closes out the home portion of its 2022 regular-season campaign this weekend when it squares off against Nevada, May 13-15, at Tony Gwynn Stadium.
- > The Aztecs and Wolf Pack will lock horns at 6 p.m. PT on Friday and Saturday, while Sunday's finale is set to get underway at 1 p.m.
- > In addition to live stats, all three games will feature a live stream via the Mountain West Network, with links to both platforms available on GoAztecs.com.
- > Prior to Sunday's contest, the Scarlet and Black will celebrate the accomplishments of Trevor Hazelhurst, Deron Johnson, Kenny LeBeau, Brian Leonhardt, Troy Melton and team manager Justin Lawrence in a special ceremony highlighting Senior Day festivities.
- > Following this weekend's action, San Diego State wraps up its regular-season slate when it travels to Sin City to battle UNLV, May 19-21, at Earl Wilson Stadium in Las Vegas, Nevada.

### SETTING THE SCENE

- > SDSU is coming off its third consecutive Mountain West series victory after winning two of three games against Air Force, May 6-8, at Tony Gwynn Stadium.
- > The Aztecs experienced a disappointing 10-8 defeat in the opener before rebounding with a 12-0 conquest in game two, followed by a thrilling 7-6 comeback victory in 12 innings in last Sunday's finale.
- > With the results, SDSU finds itself four games behind fourth-place Fresno State with six games remaining in the regular season. The top four teams in the conference qualify for the MW Championship, May 26-29, at Tony Gwynn Stadium.
- > Against the Falcons last Saturday, Aztec left-hander TJ Fondtain tossed a complete-game shutout, allowing just four hits without a walk to earn Mountain West Pitcher of the Week honors for the second time this spring.
- > As of May 11, Aztec pitchers continue to lead the Mountain West in several categories, including ERA (4.85), fewest hits allowed (439) and opposing team batting average (.254).
- > On the national stage, SDSU ranks 67th in hits allowed per nine innings (8.83), 72nd in strikeouts per nine innings (9.3) and 94th in ERA.
- > This season, the Aztecs have been running with reckless abandon on the base paths, tying for 39th in the country with a league-best 75 stolen bases.
- > Individually, sophomore Cole Carrigg owns an 11-game hitting streak and has raised his batting average to .393, which is tied for third in the MW and tied for 28th nationally. In addition, the SDSU utility player ranks second in the league with 19 stolen bases, which is tied for 68th in the country.
- > Since April 1, Carrigg has hit safely in 23 of 25 games, hitting .471 (49-104) with 21 RBIs, 20 runs scored and 14 stolen bases. The Turlock, California, native has posted multiple hits in 16 starts during that span, including a 6-for-6 effort with four RBIs at New Mexico on April 15. Consequently, Carrigg has raised his season batting average from .299 to .393 in that stretch.

### PROJECTED AZTEC STARTERS (Based on recent trends)

Position	Players	Avg.	AB	R	H	2B	3B	HR	RBI	BB	SO	SB-ATT
C	Poncho Ruiz	.306	191	31	75	11	1	2	34	10	26	4-5
1B	Brian Leonhardt	.247	166	24	41	7	0	5	32	15	32	1-3
2B	Caden Miller	.289	180	24	52	3	3	2	23	23	37	13-15
SS	Cole Carrigg	.393	191	31	75	11	1	2	34	10	26	19-27
3B	Tino Bethancourt	.246	117	20	29	5	1	1	12	27	30	6-7
LF	Tyler Glowacki	.248	113	11	28	5	0	0	11	16	20	1-3
CF	Irvin Weems	.262	130	21	34	5	1	3	17	18	22	14-18
RF	Shaun Montoya	.304	115	16	35	3	1	0	10	14	23	5-8
DH	TJ Fondtain	.350	40	6	14	6	1	2	9	3	15	0-2

Pitching Rotation	ERA	W-L	G-GS-CG	Sv	IP	H	R	ER	BB	SO	B/Avg.
Fri. Troy Melton	1.55	4-2	9-9-1	0	52.1	43	14	9	13	56	.222
Sat. TJ Fondtain	4.91	2-6	12-11-1	0	58.2	55	41	32	25	48	.240
Sun. Chris Canada	4.73	2-0	13-6-0	0	40.0	36	21	21	26	37	.247

# Week 13 vs. Nevada

## GENERAL INFORMATION

Location ..... San Diego, Calif.  
 Founded ..... 1897  
 Enrollment ..... 33,870  
 Nickname ..... Aztecs  
 Mascot ..... Aztec Warrior  
 Colors ..... Scarlet and Black (Pantone 187)  
 Conference ..... Mountain West  
 Affiliation ..... Division I  
 President ..... Dr. Adela de la Torre  
 Director of Athletics ..... John David Wicker  
 Faculty Representative ..... Patrick Papin

## BASEBALL COACHING STAFF

Head Coach ..... Mark Martinez (Mesa State '84)  
 Overall Record ..... 229-185 (Eighth year)  
 Record at SDSU ..... 229-185 (Eighth year)  
 Assistant Coach/Pitching Coach ..... Shaun Cole (William Penn '04)  
 Assistant Coach ..... Sergio Brown (Cal State Fullerton '95)  
 Volunteer Assistant Coach ..... Chris Doyle (SDSU '17)  
 Baseball Office Phone ..... (619) 594-6889

## BASEBALL SUPPORT STAFF

Director of Player Development/Camp Coordinator ..... Eric Lally  
 Student Manager ..... Justin Lawrence  
 Athletic Trainer ..... Bronson Santillan  
 Strength and Conditioning ..... James Chassin

## BASEBALL FACTS

2021 Record ..... 30-16  
 2021 MW Record ..... 22-14  
 Lettermen Returning/Lost ..... 16/18  
 Position Starters Returning/Lost ..... 2/6  
 Pitchers Returning/Lost ..... 6/12  
 Total Players Returning ..... 23  
 Newcomers ..... 15  
 Incoming Freshmen ..... 10  
 Division I Transfers ..... 3  
 JC Transfers ..... 2

## FACILITY

Home Field ..... Tony Gwynn Stadium  
 Capacity ..... 3,000  
 Surface ..... Natural Grass  
 Outfield Distances ..... 340-365-410-365-340

## SDSU MEDIA RELATIONS

Senior Assoc. AD Media Relations ..... Mike May  
 Office Phone ..... (619) 594-5547  
 Baseball Contact ..... Jim Solien  
 E-Mail ..... jsolien@sdsu.edu  
 Office Phone ..... (619) 594-2576  
 Athletics Website ..... www.goaztecs.com  
 Twitter/Instagram ..... @goaztecs



## HEAD COACH MARK MARTINEZ

> Mark Martinez is in his eighth season as head coach of the Aztecs and 17th overall as a member of the San Diego State staff after succeeding the late Tony Gwynn on August 20, 2014. He is just the fifth head coach in SDSU history since baseball was elevated to major sport status in 1936.  
 > During his tenure as the Aztecs' head coach, Martinez has compiled a 229-185 record (.553), highlighted by three Mountain West tournament championships in 2015, 2017 and 2018.  
 > Since 2015, SDSU has garnered 30 all-Mountain West accolades under Martinez's tutelage, including back-to-back MW Pitchers of the Year Brett Seeburger (2017) and Garrett Hill (2018), as well as 2017 MW Player of the Year Danny Sheehan.  
 > Additionally, Martinez has mentored three freshman All-Americans in Chase Calabuig (2015), Casey Schmitt (2018) and Jaden Fein (2019), with the latter also receiving Mountain West Co-Freshman of the Year distinction last year.  
 > In 2017, Martinez recorded his 100th victory for the Scarlet and Black, becoming the fastest head coach in

program history to reach the century mark in wins.

> Not to be outdone, Martinez also became the fastest head coach in Mountain West history to win three conference championships when the Aztecs captured the title in 2018.  
 > Martinez was hired as an assistant coach for the Aztecs in July of 2005 and served for nine years under head coach Tony Gwynn. During that time, he was promoted to the position of associate head coach.  
 > Since his arrival on The Mesa as an assistant coach, Martinez has witnessed 49 SDSU players get drafted into the professional ranks, with 10 of those selections making the major leagues (Stephen Strasburg, Addison Reed, Justin Masterson, Bruce Billings, Quintin Berry, Lance Zawadzki, Greg Allen, Ty France, Seby Zavala and Alan Trejo).  
 > Prior to his arrival at San Diego State, Martinez was an assistant coach at New Mexico for 17 seasons from 1989-2005. During his time as a hitting and infield coach, he helped develop the Lobos into one of the most prominent offensive teams in the country, with UNM ranking among the top 11 nationally in hitting over his final four seasons.  
 > Martinez served as an assistant at his alma mater, Mesa State College (now Colorado Mesa University) in Grand Junction, Colorado, from 1984-88. He played shortstop at the school from 1982-84, earning all-conference and all-district honors as a senior.  
 > Martinez graduated from Mesa State College (now Colorado Mesa) with a bachelor's degree in physical education in 1984 and completed his master's in sports administration at New Mexico in 1990.  
 > During the offseason, Martinez signed a three-year contract extension that will keep him at San Diego State through the 2026 season.

## 2022 AZTEC BASEBALL ROSTER

No.	Player	Pos.	B-T	Ht.	Wt.	Yr.	Hometown / Last School
1	Caden Miller	IF	S-R	5-11	180	So.	Newhall, Calif. / Bishop Alemany HS
2	Brady Zavorek	IF	R-R	5-11	175	Fr.	Fresno, Calif. / Bullard HS
3	Kenny LeBeau	IF	L-R	5-10	175	R-Jr.	Granite Bay, Calif. / Sierra College
5	Fisher Pyatt	IF	S-R	6-0	180	So.	San Diego, Calif. / St. Augustine HS
8	Cole Carrigg	C/UTL	S-R	6-2	180	So.	Turlock, Calif. / Turlock HS
9	Charlie Rhee	OF	R-R	5-10	175	So.	San Diego, Calif. / St. Augustine HS
10	Tino Bethancourt	IF	R-R	6-2	190	R-Fr.	El Dorado Hills, Calif. / Oak Ridge HS
11	Avery Jones	RHP	R-R	6-6	215	Sr.	Gig Harbor Wash. / Central Arizona College
12	Max Foxcroft	IF	L-R	5-9	170	So.	Newport Coast, Calif. / Oregon
13	Alex Rodriguez	IF	R-R	6-2	180	R-Fr.	Upland, Calif. / USC
14	Irvin Weems	OF	R-R	6-0	190	Fr.	Las Vegas, Nev. / Durango HS
15	Xavier Carter	OF/IF	L-L	6-4	210	R-So.	Sacramento, Calif. / Capital Christian HS
18	Tyler Glowacki	OF	L-L	5-10	190	Fr.	San Diego, Calif. / Santana HS
21	Brian Leonhardt	IF/LHP	L-L	6-2	200	Jr.	San Diego, Calif. / Eastlake HS
22	Chris Canada	LHP	L-L	6-7	205	Fr.	Orange, Calif. / Orange Lutheran HS
23	Jonny Guzman	RHP	R-R	6-2	190	R-So.	Orange, Calif. / Orange Lutheran HS
24	Poncho Ruiz	C	R-R	6-2	195	So.	Tijuana, Mexico / Mater Dei HS (Chula Vista, Calif.)
25	Hunter Hargett	RHP	R-R	6-2	185	Fr.	San Diego, Calif. / Point Loma HS
26	Omar Serrano	RHP	R-R	6-4	170	Fr.	Downey, Calif. / Downey HS
27	Joseph Ingrassia	LHP	L-L	6-2	180	Fr.	San Diego, Calif. / Valhalla HS
28	TJ Fondtain	IF/LHP	L-L	6-4	190	So.	Clovis, Calif. / Buchanan HS
29	Robert Brodell	RHP	R-R	6-0	195	Jr.	Brawley, Calif. / Imperial Valley College
30	Hunter Cranton	RHP	R-R	6-3	195	R-So.	San Juan Capistrano, Calif. / Saddleback College
31	Blake Butcher	IF	L-R	6-0	200	Fr.	Newport Beach, Calif. / Corona del Mar HS
32	Ricky Tibbett	RHP	L-R	6-2	175	So.	San Diego, Calif. / Eastlake HS
35	Julian Jackson	RHP	L-R	6-8	225	So.	Powder Springs, Ga. / Eastern Kentucky
36	Jacob Flores	LHP	L-L	6-4	215	Sr.	Oxnard, Calif. / Rio Mesa HS
38	Ryan Faulks	RHP/IF	R-R	6-2	170	Fr.	Rancho Santa Margarita, Calif. / Trabuco Hills HS
39	Troy Melton	RHP	R-R	6-4	190	R-So.	Anaheim, Calif. / Canyon HS
40	Jaden Bercovich	RHP	R-R	6-2	210	Jr.	Reno, Nev. / Damonte HS
41	Deron Johnson	C	L-R	6-0	195	Jr.	Poway, Calif. / Poway HS
42	Shaun Montoya	OF	L-R	5-11	160	R-Fr.	Rancho Cucamonga, Calif. / UC Irvine
46	Trevor Hazelhurst	OF	L-L	6-2	210	R-So.	San Diego, Calif. / Grossmont College
47	Eldridge Armstrong III	RHP	R-R	6-2	205	Fr.	Simi Valley, Calif. / Monte Vista Academy
48	Johnny Giannola	UTL	R-R	5-11	210	R-Fr.	Dana Point, Calif. / Santa Margarita Catholic HS
50	Kelena Sauer	RHP	R-R	6-3	205	So.	Honolulu, Hawaii / Kamehameha HS

**Head Coach:** 7 Mark Martinez (Mesa State, 1984; New Mexico, 1990), Eighth season  
**Assistant Coach/Pitching Coach:** 0 Shaun Cole (William Penn, 2004), First season  
**Assistant Coach/Recruiting Coordinator:** 20 Sergio Brown (Cal State Fullerton, 1995), First season  
**Volunteer Assistant Coach:** 33 Chris Doyle (San Diego State, 2017)  
**Director of Player Development/Camp Coordinator:** Eric Lally

## Week 13 vs. Nevada

### AZTEC WEEKEND ROTATION

> For the sixth straight week, San Diego State will utilize the starting rotation of Troy Melton, TJ Fondtain and Chris Canada.

> Melton (4-2, 1.55 ERA) is scheduled to take the mound for Friday's series opener against the Wolf Pack. In his last start vs. Air Force on May 6, the Aztec right-hander set a career-high with 11 strikeouts, which marked the highest total by an SDSU hurler since Bubba Derby fanned 15 batters against the same Falcon program on April 4, 2014. However, Melton did not figure in the decision in that start, as Air Force rallied for a 10-8 victory following his departure. Against Grand Canyon on April 22, the Aztec junior tossed his second complete game as a collegian, lifting the Scarlet and Black to a 2-1 triumph. With his performance that featured just one unearned run, Melton garnered Mountain West Pitcher of the Week accolades for the third time in his career. Earlier on April 1, Melton picked up his first victory of the year at Nevada after yielding just one unearned run on four hits and one walk in a season-long seven innings. He collected six strikeouts for the second straight outing and limited Wolf Pack to a combined .160 batting average (4-25), as the Scarlet and Black rolled to a 13-1 conquest. Melton faced Nevada twice during the 2021 campaign, posting an 0-1 record with a 7.71 ERA and seven strikeouts. Entering the weekend, the Anaheim, California, native leads the conference in ERA (1.55) and opposing batting average (.222), while his strikeout total (56) is tied for fifth.

> TJ Fondtain (2-6, 4.91 ERA) is scheduled to make his ninth consecutive start and 12th of the year on Saturday against the Wolf Pack. Last Saturday vs. Air Force, the Aztec left-hander turned in a masterful performance, tossing a complete-game shutout to snap an eight-start victory drought. Fondtain yielded just four hits without a walk while posting seven strikeouts, becoming the first SDSU hurler to pitch a complete-game shutout since Justin Goossen-Brown accomplished the feat in an 8-0 whitewash of New Mexico at home on May 16, 2019. With his effort, the Clovis, California, native garnered Mountain West Pitcher of the Week accolades for the second time this season. For the season, Fondtain ranks among the Mountain West leaders in several categories this week, including opposing batting average (5th, .240), fewest hits allowed (7th, 55), fewest earned runs allowed (7th, 32), earned run average (8th, 4.91) and innings pitched (8th, 58.2). Last month, he posted a career-high eight strikeouts in just 4 2/3 innings vs. San José State on April 9, but did not factor in the decision. Fondtain has recorded five or more strikeouts on three other occasions, including a start against Fresno State when he fanned six Bulldogs in five innings on March 27. The Aztec sophomore received MW Pitcher of the Week recognition after collecting his first career victory in SDSU's 7-1 triumph over Hawai'i in the Tony Gwynn Legacy on Feb. 25. Against the Rainbow Warriors, he tallied a then career-high seven strikeouts, allowing just one unearned run on a scant three hits and no walks in 6.0 innings.

> Meanwhile, Chris Canada (2-0, 4.72 ERA) is projected to make his seventh career start in Sunday's finale vs. Nevada. The Aztec left-hander registered his second career win on May 1 at Fresno State after yielding three runs on two hits and four walks in five innings of work, as the Scarlet and Black downed the Bulldogs, 8-5. Last Sunday, Canada matched his career-high with seven strikeouts, offsetting five hits and three walks in 5 2/3 innings but not factor in the decision before the Aztecs rallied for a 7-6 triumph in 12 innings. The SDSU freshman collected his first collegiate victory in the Aztecs' 5-1 victory over Long Beach State at home on April 5, after recording a personal-best seven strikeouts in five scoreless innings during which he scattered three and a pair of walks. Against San José State on April 10, Canada completed a season-long stint of 6 1/3 innings, yielding two runs on three hits and a trio of walks but did not figure in the decision in that contest as well. A 2021 alumnus of Orange Lutheran High School, Canada earned all-CIF Division I honors as a senior after helping the Lancers reach the semifinals of both the CIF Southern Section playoffs and the CIF regional championships. During his final prep campaign, he posted an 8-0 record with a 1.39 ERA with 85 strikeouts in 72.0 innings while collecting two saves and limiting the opposition to a .159 batting average. In addition, Canada garnered all-Trinity League accolades and competed in the Orange County All-Star Game.

### SERIES RECORD VS. NEVADA

> After dropping two of three games to the Wolf Pack in Reno, April 1-3, San Diego State trails the all-time series 24-37. The two programs first met in 1986.

> SDSU is 11-14 vs. Nevada in San Diego, 9-20 in Reno and 4-3 at a neutral site.

> During Mark Martinez's eight-year tenure as head coach on The Mesa, the Aztecs have compiled an 12-23 record vs. the Wolf Pack, including a 5-10 mark at home and a 7-13 ledger on the road.

> In Martinez's first year at the helm of the Aztecs in 2015, the Scarlet and Black defeated No. 23 Nevada, 9-7, on its home field at the Mountain West Championship, posting the second of five straight victories en route to the tournament crown.

> In last month's showdown with the Wolf Pack, SDSU rolled to a 13-1 conquest in the opener before dropping the final two encounters by scores of 12-6 and 8-6.

> Poncho Ruiz led the Aztecs with seven hits and 12 total bases in that series, compiling a .467 batting average and an .800 slugging percentage, highlighted by a homer, two doubles and four runs scored.

## 2022 AZTEC GAME HIGHS

### Team Batting

At bats:	52, vs. Hawai'i (2-28-22)
Runs scored:	14, at New Mexico (4-15-22) at UC San Diego (3-22-22)
Hits:	18, at New Mexico (4-15-22), at New Mexico (4-14-22) at Nevada (4-1-22)
RBI's:	12, at Nevada (4-1-22) and UC San Diego (3-22-22)
Doubles:	5, at Nevada (4-1-22)
Triples:	1, Twelves times, last: vs. Air Force (5-7-22)
Home runs:	3, at New Mexico (4-14-22) and at San José State (3-20-22)
Total bases:	29, at New Mexico (4-14-22) and at Nevada (4-1-22)
Walks:	12, vs. San José State (4-9-22)
Strikeouts:	20, vs. Iowa (3-15-22)
Sacrifice hits:	3, vs. No. 7/6 Stanford (4-24-22)
Sacrifice flies:	2, at UC San Diego (3-22-22)
Stolen bases:	9, vs. San José State (4-9-22)
Hit by pitch:	6, vs. Hawai'i (2-28-22)
Caught stealing:	2, Nine times, last: vs. Air Force (5-7-22)
Runners LOB:	17, vs. Hawai'i (2-28-22)
Hit into DP:	3, at San José State (3-18-22)

### Team Fielding

Putouts:	45, vs. Hawai'i (2-28-22)
Assists:	17, vs. Hawai'i (2-28-22)
Errors:	5, Three times, last vs. Air Force (5-6-22)
Passed balls:	2, at San Diego (4-12-22) and at UC San Diego (3-22-22)
Double Plays Turned:	4, at Fresno State (4-29-22)

### Team Pitching

Innings pitched:	15.0, vs. Hawai'i (2-28-22)
Runs allowed:	13, at New Mexico (4-15-22), vs. Arizona State (3-4-22) and at UC Irvine (2-22-22)
Earned runs:	12, at UC Irvine (2-22-22)
Walks allowed:	11, vs. 7/6 Stanford (4-23-22)
Strikeouts:	21, vs. Hawai'i (2-28-22)
Hits allowed:	19, vs. Arizona State (3-4-22)
Doubles allowed:	4, at Nevada (4-2-22), vs. Fresno State (3-26-22) and vs. Arizona State (3-4-22)
Triples allowed:	2, Four times, last: vs. 7/6 Stanford (4-24-22)
Home Runs allowed:	4, at New Mexico (4-16-22), at New Mexico (4-15-22) and vs. Arizona State (3-4-22)
Wild pitches:	8, vs. UNLV (3-12-22)
Hit batters:	8, vs. Hawai'i (2-28-22)

### Individual Batting

At bats:	7, Cole Carrigg vs. Hawai'i (2-28-22)
Runs scored:	3, Six times, last: Cole Carrigg, Shaun Montoya and Poncho Ruiz at New Mexico (4-15-22)
Hits:	6, Cole Carrigg at New Mexico (4-15-22)
RBI's:	5, Brian Leonhardt at Nevada (4-1-22)
Doubles:	2, Six times, last: Brian Leonhardt and TJ Fondtain vs. Air Force (5-7-22)
Triples:	1, Twelve times, last: Caden Miller vs. Air Force (5-7-22)
Home runs:	1, Twenty-five times, last: Irvin Weems vs. CSUN (5-4-22)
Total Bases:	6, Seven times, last: Cole Carrigg at New Mexico (4-15-22)
Walks:	4, Charlie Rhee vs. San José State (4-9-22)
Strikeouts:	3, Twelve times, last: Deron Johnson (5-6-22)
Sacrifice hits:	2, Four times, last: Shaun Montoya at Fresno State (4-29-22)
Sacrifice flies:	1, Sixteen times, last: Brian Leonhardt vs. Air Force (5-8-22)
Stolen bases:	3, Three times, last: Cole Carrigg at New Mexico (4-16-22)
Hit by pitch:	3, Caden Miller vs. Hawai'i (2-28-22)
Caught stealing:	1, Twenty-nine times, last: Tyler Glowacki and Cole Carrigg vs. Air Force (5-7-22)
Runners LOB:	6, Trevor Hazellhurst vs. Arizona State (3-6-22)

### Individual Fielding

Putouts:	18, Poncho Ruiz vs. Hawai'i (2-28-22)
Assists:	8, Caden Miller at San José State (3-18-22)
Errors:	4, Cole Carrigg vs. San Diego (4-18-22)
Passed balls:	2, Cole Carrigg at San Diego (4-12-22) and Deron Johnson at UC San Diego (3-22-22)

### Individual Pitching

Innings pitched:	9.0, TJ Fondtain vs. Air Force (5-7-22) and Troy Melton vs. Grand Canyon (4-22-22)
Runs allowed:	8, Three times, last: Brian Leonhardt vs. San Diego (4-18-22)
Earned runs:	6, TJ Fondtain at New Mexico (4-15-22) and Cole Carrigg vs. Iowa (3-15-22)
Walks allowed:	5, Kelena Sauer at San José State (3-19-22) and Jacob Flores vs. UNLV (3-13-22)
Strikeouts:	11, Troy Melton vs. Air Force (5-6-22)
Hits allowed:	10, Kelena Sauer vs. Arizona State (3-5-22)
Doubles allowed:	3, Troy Melton at San José State (3-18-22) and Ricky Tibbett vs. Arizona State (3-4-22)
Triples allowed:	1, Sixteen times, last: Ryan Faulks vs. UC San Diego (5-3-22)
Homers allowed:	2, Five times, last: TJ Fondtain at New Mexico (4-15-22)
Wild pitches:	4, Kelena Sauer vs. UNLV (3-12-22)
Hit batters:	4, Kelena Sauer vs. UNLV (3-12-22)

## Week 13 at Nevada

### 2022 MOUNTAIN WEST STANDINGS (As of May 12)

Team	---Conference---			----Overall----			Strk
	W	L	Pct	W	L	Pct.	
UNLV	17	7	.810	32	18	.640	L2
Nevada	15	9	.625	25	21	.543	W1
San José State	15	12	.556	26	23	.531	L2
Fresno State	12	12	.500	24	25	.490	L1
Air Force	11	13	.458	23	25	.479	L2
New Mexico	9	18	.333	19	28	.404	W1
San Diego State	8	16	.333	16	34	.320	W2

### Upcoming Games in the MW

#### Friday, May 13

Nevada at San Diego State, 6 p.m. PT

San José State at Air Force, 3 p.m. MT

New Mexico at California, 5:05 p.m. PT

UNLV at Fresno State, 6:05 p.m. PT

#### Saturday, May 14

Nevada at San Diego State, 6 p.m. PT

San José State at Air Force, Noon MT

New Mexico at California, 3:05 p.m. PT

UNLV at Fresno State, 6:05 p.m. PT

#### Sunday, May 1

Nevada at San Diego State, 1 p.m. PT

San José State at Air Force, Noon MT

New Mexico at California, 12:05 p.m. PT

UNLV at Fresno State, 1:05 p.m. PT

#### Tuesday, May 17

New Mexico State at New Mexico, 6 p.m. MT

CSU Bakersfield at Fresno State, 6:05 p.m. PT

#### Thursday, May 19

San Diego State at UNLV, 6:05 p.m. PT

Air Force at New Mexico, 6 p.m. MT

Fresno State at Nevada, 6 p.m. PT

San José State at Sacramento State, 6 p.m. PT

#### Friday, May 20

San Diego State at UNLV, 6:05 p.m. PT

Air Force at New Mexico, 6 p.m. MT

Fresno State at Nevada, 6 p.m. PT

Sacramento State at San José State, 6:05 p.m. PT

#### Saturday, May 21

San Diego State at UNLV, 12:05 p.m. PT

Air Force at New Mexico, Noon MT

Fresno State at Nevada, 1 p.m. PT

Sacramento State at San José State, 6:05 p.m. PT

> In addition, Cole Carrigg hit .429 that weekend (6-14) with two doubles and a pair of stolen bases, while Brian Leonhardt totaled six RBIs.

> In addition, Cole Carrigg hit .429 (6-14) with two doubles and a pair of stolen bases in that series, while Trevor Hazelhurst garnered three starts at first base, batting .333 (4-12) with two RBIs, highlighted by a solo homer in the Aztecs 13-1 rout in the opener.

### NEVADA AT A GLANCE

> The Wolf Pack (25-21, 15-9 MW), who occupy the second spot in the conference standings, are coming off a series victory over New Mexico at home last weekend.

> Against the Lobos, Nevada dropped a 17-10 decision in game two, sandwiched between an 18-10 victory in the opener and a 13-4 triumph in the finale.

> The Wolf Pack are 13-6 at home this season and 12-15 on the road.

> Offensively, Nevada is led by Joshua Zamora, who sports a team-best .366 batting average, which ranks eighth in the Mountain West. The Wolf Pack infielder also finds himself among the conference leaders in RBIs (2nd, 61), slugging percentage (3rd, .645), on-base percentage (4th, .474), home runs (4th, 11) and walks (4th, 33).

> Five additional Nevada regulars sport batting averages over .300, including utility player Landon Wallace (.359), outfielder Anthony Flores (.345), outfielder Patrick Caulfield (.332), infielder Ryan Jackson (.313) and outfielder Jacob Stinson (.306).

> Entering the weekend, Wallace ranks second in the conference with a .491 on-base percentage and ninth in batting average.

> Elsewhere, Caulfield leads the league with 21 stolen bases and shares the top spot with seven sacrifice flies, while Stinson ranks fifth with 13 steals of his own.

> Zamora and Caulfield are the only two players to start all 46 games for the Wolf Pack this season, while outfielder Dario Gomez has earned a starting nod in 45 of 46 appearances.

> Collectively, Nevada occupies the second spot in the Mountain West in batting average (.313), on-base percentage (.408) and stolen bases (57), while ranking third in hits (525), runs scored (400) and RBIs (367) to go with a fourth-place standing in slugging percentage (.483).

> The Wolf Pack are projected to employ the starting rotation of right-handers Peyton Stumbo, Cam Walty and Kade Morris, all of whom are tied for eighth in the Mountain West with five victories apiece.

> Stumbo (5-1, 5.84 ERA) will be making his seventh start of the season on Friday after pitching a season-long seven innings in Nevada's aforementioned 18-10 conquest of New Mexico at home on May 6. Against the Lobos, the Auburn, California, native was credited with the victory after yielding four runs (two earned) on five hits and a pair of walks while striking out six batters. Stumbo also pitched in the series opener against the Aztecs in Reno on April 1 but was tagged with the loss after surrendering nine runs on 13 hits and two walks against only three strikeouts. Entering the weekend, he is tied for fifth in the MW in fewest walks allowed (18).

> Walty (5-4, 5.13 ERA), who is projected to take the mound on Saturday, leads the conference with 72.0 innings pitched and is tied for fifth with 56 strikeouts while ranking 10th in ERA (5.13). In his last start, the Elk Grove, California, product was rocked for 13 runs (9 earned) in 3 2/3 innings against New Mexico last Saturday before Nevada dropped a 17-10 decision. Prior to that outing, Walty tossed a complete-game shutout at Arizona on April 30, when he offset three hits and two walks with five strikeouts. Walty also earned the victory against in the Wolf Pack's 12-6 win over the Aztecs on April 2, despite giving up four runs on eight hits and three walks against five strikeouts in six innings.

> Morris (5-4, 4.40 ERA), who is expected to start on Sunday at SDSU, ranks sixth in the MW with a 4.40 ERA and seventh with a .260 batting average. A native of Turlock, California, Morris pitched a season-long eight innings against New Mexico last Sunday, earning the victory after ceding four runs on five hits and one walk to go with six strikeouts, as Nevada posted a 13-4 rout. He was also credited with the win in relief against the Aztecs on April 3, despite giving up two runs on four hits and three walks in 4 2/3 innings, as the Wolf Pack outlasted the Scarlet and Black, 8-6.

> As a staff, Nevada pitchers have allowed the third-fewest hits in the Mountain West (485) while ranking fourth in opposing team batting average (.294) and fifth in ERA (6.64). In addition, the Wolf Pack have struck out the second-fewest hitters in the league thus far (316).

> Head coach T.J. Bruce is in his seventh season at the controls of the Wolf Pack program. His record at Nevada stands at 167-161, including a 126-78 mark in conference play. Prior to his arrival on the Reno campus, Bruce served a five-year stint as an assistant coach at UCLA from 2011-15 after spending four seasons in a similar capacity at his alma mater Long Beach State from 2007-10.

### TJ FONDTAIN EARNS SECOND MW PITCHER OF THE WEEK HONOR ON MAY 9

> San Diego State left-hander TJ Fondtain was named Mountain West Pitcher of the Week for the second time this season as announced Monday by the conference office.

> Fondtain was brilliant in his latest start vs. Air Force when he tossed a complete-game shutout, the first of his career, to key the Aztecs' 12-0 conquest on May 7.

> With his effort, the Clovis, California, product became the first SDSU pitcher to record a complete-game shutout since Justin Goosen-Brown accomplished the feat in an 8-0 whitewash of New Mexico at home on May 16, 2019.

> Against the Falcons last Saturday, Fondtain yielded just four hits without a walk and struck out seven batters, which was one short of his career high. The Aztec sophomore limited Air Force to a paltry .129 batting average (4-31) after it entered the contest with a .312 clip as a team and boasted three players with averages over .354.

> In addition, Fondtain retired the side in five of nine innings and reached ball three in the pitching count just twice during the game. Not to be outdone, he allowed only two batters to reach second on doubles in the eighth and ninth inning, but he prevented further advance on both occasions to keep the shutout intact.

> Though not a criterion for his award, Fondtain helped his own cause with a 3-for-5 performance at the plate, notching two doubles, an RBI and a run scored to help SDSU blank the Falcons for the first time since the 2013 campaign.

> With his honor, Fondtain gave the Aztecs six weekly accolades this season after fellow hurler Troy Melton received the same award on April 25, while Alex Rodriguez (Feb. 21), Tyler Glowacki (March 7) and Shaun Montoya (April 18) each merited freshman of the week distinction.



## Week 13 vs. Nevada

- > Earlier this year, Fondtain was tabbed MW Pitcher of the Week after leading the Scarlet and Black to a 7-1 victory over Hawai'i in its home opener on Feb. 25.
- > For the season, Fondtain ranks among the MW leaders in several categories this week, including opposing batting average (5th, .240), fewest hits allowed (7th, 55), fewest earned runs allowed (7-7th, 32), earned run average (8th, 4.91) and innings pitched (8th, 58.2).

### THE LAST TIME OUT: AZTECS RALLY FOR WALK-OFF WIN OVER AIR FORCE

- > San Diego State's Irvin Weems scored on a wild pitch in the bottom of the 12th inning to give the Aztecs a thrilling 7-6 victory over Air Force at Tony Gwynn Stadium on May 8.
- > With the win, SDSU (16-34, 8-16 MW) captured its third straight Mountain West series to remain four games behind Fresno State (24-25, 12-12 MW) for fourth place in the conference standings with six games left in the regular season. The top four teams qualify for the MW tournament at the end of the month.
- > Meanwhile, the Falcons (23-25, 11-13 MW) slip into fifth place one game in back of the Bulldogs, who prevailed by a 7-4 count at San José State on Sunday.
- > In the decisive 12th inning for the Aztecs, Weems led off with a double to near straight-away center field on an 0-1 offering from Air Force reliever Rob Martin (2-3), while Caden Miller drew a walk. Shortly thereafter, both runners advanced on a passed ball, with Poncho Ruiz standing eagerly in the batter's box. Two pitches later, Weems trotted home on Martin's errant toss, as the SDSU bench erupted in jubilation.
- > Weems' score made a winner of reliever Kelena Sauer (2-6), who was brilliant in his two-inning stint, striking out four batters while yielding only one hit—a two-out single in the top of the 12th. Fittingly, the Aztec sophomore extinguished the Falcons' final threat after Aerik Joe was caught looking at a called third strike.
- > In addition, Jonny Guzman was no less spectacular in his three-inning appearance when he recorded four punch outs of his own against only one hit, which allowed the Scarlet and Black to rally from a 6-3 deficit.
- > Trailing by three runs, SDSU initiated its comeback in the bottom of the eighth when Alex Rodriguez scored on Caden Miller's single through the left side off reliever Zach Argo. Previously, Rodriguez led off with a double down the left-field line and advanced to third on a wild pitch, spelling the end of starter Dylan Rogers' day.
- > The Aztecs continued their rally in the ninth as Brian Leonhardt walked, while Shaun Montoya followed with a single to left field. Moments later, Tyler Glowacki laced a base hit through the right side, plating Leonhardt, while Argo induced a pop up to pinch hitter Deron Johnson. Max Foxcroft then stepped to the plate and executed an ideal squeeze bunt, as Montoya raced home with the tying run.
- > The contest seemed poised to evolve into a slugfest after each side plated two runs in the first inning. Air Force's Sam Kulasingham and Blake Covin each singled to lead off the game, while Gabriel Garcia followed with a sacrifice fly to plate Kulasingham. After Covin stole second, Paul Skenes followed with a double to give the visitors a 2-0 advantage.
- > However, SDSU answered with a pair of markers in its first trip to the plate, as Miller touched home on Ruiz's RBI single after drawing a one-out walk and stealing second. Shortly thereafter, Ruiz, who advanced to second on the throw home from the previous play, advanced to third when TJ Fondtain beat out an infield hit and promptly crossed the plate on Leonhardt's own sacrifice fly to right.
- > The Aztecs took a 3-2 lead in the fourth when Fondtain doubled and subsequently scored on Montoya's groundout to first.
- > However, Covin scored on Jake Greiving's sacrifice fly in the fifth, while Jay Thomason put the Falcons in front 4-3 with a leadoff home run in the sixth off Aztec starter Chris Canada.
- > Later in the seventh, Air Force extended its advantage to 6-3 when Paul Skenes led off with a single, while Grieving followed with a two-run blast over the fence in left center off SDSU reliever Ricky Tibbett.
- > After another single by Braydon Altorfer, Robert Brodell took the hill for the Scarlet and Black and recorded three straight outs to prevent further damage.
- > Canada matched his career-high with seven strikeouts, offsetting five hits and three walks in 5 2/3 innings. Conversely, Rogers did not factor in the decision, either, after allowing four runs n four hits and two walks in 7 1/3 innings.
- > The Aztecs had six players record at least one hit, including a 3-for-5 performance from Fondtain, while Montoya finished with a pair of base knocks.

### OFFENSE HEATING UP SINCE APRIL 1

- > Although more improvement is needed, San Diego State has been producing higher offensive totals since April 1, posting a slash line of .286/.373/.406 and 46 stolen bases to help forge an 11-15 record in that stretch.
- > In the first 24 games of the season, the Aztecs compiled a slash line of .226/.334/.304 with 29 steals, recording a 5-19 mark in that span.
- > In addition, the Scarlet and Black has scored 5.88 runs per game since April 1, compared to an average of 3.96 runs prior that date.
- > Individually, SDSU has been led by Cole Carrigg (.471/.509/.577, 1 HR, 8 2B, 21 RBIs, 14 SB) during that stretch, followed by Poncho Ruiz (.347/.509/.577, 4 HR, 6 2B, 19 RBI, 27 R, 3 SB).
- > Not to be outdone, TJ Fondtain (.424/.457/.848, 2 HR, 6 2B, 9 RBIs, 6 R) has given the Aztecs a boost at the plate with seven starts at designated hitter and one in left field since April 1.

### AZTECS AMONG NATION'S BEST AT THE PLATE

- > Despite its slow start this year, San Diego State has demonstrated historical success at the plate over the previous eight seasons, ranking 10th nationally with a collective batting average of .296 between 2014-21.
- > With their performance, the Aztecs trail Morehead State (.310), Jackson State (.308), UNC Greensboro (.308), New Mexico (.305), New Mexico State (.305), Arizona (.301), Bryant (.299), Tennessee Tech (.298) and Air Force (.297) during that span.
- > Last season, SDSU finished with a team batting average of .335, which ranked second in the country.

### YOUTH SHALL BE SERVED

- > In all, San Diego State has had 20 of 37 players make their initial appearances in an Aztec uniform this season, including 10 true freshmen.
- > Shaun Montoya, a redshirt freshman, has started 33 of 36 games in the outfield (23 RF, 10 CF) and leads all SDSU rookies with a .304 batting average, 35 hits and a .389 on-base percentage while ranking third with five stolen bases.

## 2022 SITUATIONAL RECORDS

Overall.....	16-34
Home.....	7-23 W2
Road.....	8-9 W1
Neutral.....	1-2 L1
Current Streak.....	W2
Last 5.....	2-3
Last 10.....	4-6
Day Games.....	5-10 W2
Night Games (after 5 p.m.).....	11-24 W1
Mountain West games.....	8-16 W2
Mountain West home games.....	2-10 W2
Mountain West road games.....	6-6 W1
Non-conference games.....	8-18 L2
Games vs. WCC.....	0-2 L2
Games vs. Big West.....	4-7 L2
Games vs. Pac-12.....	2-6 L2
Following loss.....	12-22 W1
Following win.....	4-11 W1
February.....	3-5 L1
March.....	2-14 L4
April.....	7-11 W1
May.....	4-4 W2
in California.....	11-30 W2
in Arizona.....	1-2 L1
in Nevada.....	1-2 L2
in Colorado.....	0-0 W3
in New Mexico.....	3-0 W5
Leading after 6.....	14-9 W1
Trailing after 6.....	2-24 W1
Tied after 6.....	0-1 L1
Leading after 7.....	14-7 W1
Trailing after 7.....	1-26 W1
Tied after 7.....	0-1 L1
Leading after 8.....	13-3 W1
Trailing after 8.....	1-28 W1
Tied after 8.....	0-3 L3
Extra Innings.....	1-2 W1
Walk-offs.....	2-1 W1
One-run games.....	7-5 W3
Run-rule games.....	0-0 L1
Aztecs score first.....	12-8 W1
Opponent scores first.....	4-26 W1
Shutouts.....	1-4 W1
Aztecs score 0-2 runs.....	1-14 L2
Aztecs score 3-5 runs.....	5-11 W1
Aztecs score 6 or more runs.....	10-9 W2
Aztecs hit 0 home runs.....	10-23 L2
Aztecs hit a home run.....	6-11 L1
Regular Season Series Openers.....	3-8 L1
Regular Season Series Finales.....	4-7 W1
on Monday.....	0-2 L2
on Tuesday.....	3-7 L1
on Wednesday.....	0-1 L1
on Thursday.....	1-1 L1
on Friday.....	5-7 L1
on Saturday.....	3-9 W1
on Sunday.....	4-7 W2
Aztecs make no errors.....	6-5 W3
Opponent makes no errors.....	5-15 L2
Aztecs outhit opponent.....	12-11 W1
Opponent outhits Aztecs.....	1-21 L20
Hits are tied.....	3-2 W3

## Week 13 vs. Nevada

- > In 17 Mountain West games as a starter, Montoya also occupies the third spot on the squad overall with a .413 batting average (26-63) and a .471 on-base percentage and fifth with a .460 slugging percentage.
- > A native of Rancho Cucamonga, California, Montoya batted a combined .714 (10-14) with seven runs and five RBIs in the three-game series at New Mexico, garnering Mountain West Freshman of the Week accolades on April 18. The UC Irvine transfer posted four hits in each of the first two encounters with the Lobos, becoming the first Aztec player to record four hits in consecutive games since Danny Sheehan accomplished the feat at Air Force in May 2017.
- > Meanwhile, true freshman Irvin Weems (.262) has started 34 of 40 games in the outfield (31 CF, 3 RF) and leads all SDSU newcomers with 13 stolen bases, which ranks second on the team and third in the Mountain West. In addition, his 34 hits are good for sixth on the squad.
- > Weems posted a six-game hitting streak from April 9-16, when he batted .458 (11-24) with eight stolen bases, seven RBIs and six runs scored. The Las Vegas native has collected multiple hits in 10 games this season and has five games with two or more RBIs to his credit.
- > In the second game of the MW series at San José State that was completed on March 20, Weems went 3-for-5 with three RBIs and two runs scored, highlighted by his first collegiate homer, a two-run shot in the eighth. In the series finale against the Spartans, he added two more hits and swiped his first career base.
- > Fellow classmate Tyler Glowacki (.248), an alumnus of nearby Santana High School, has started 30 games in the outfield (20 RF, 10 LF) and ranks fourth among all SDSU rookies with 28 hits while sharing the fifth spot on the squad with five doubles. He also occupies the seventh spot on the team with multiple hits in six games.
- > In addition to Montoya, Glowacki (March 7) and infielder Alex Rodriguez (Feb. 21) have netted Mountain West Freshman of the Week honors.
- > After sitting out the 2021 campaign as a redshirt, Johnny Giannola has made 23 starts this season, including 17 in left field and six at designated hitter. The Dana Point, California, native has had five games with multiple hits thus far, including the Aztecs' 7-1 triumph over Hawai'i in the Tony Gwynn Legacy on Feb. 25, when he scored two runs and drove in another. Giannola has also hit two triples this season.
- > Tino Bethancourt, another redshirt freshman, has displayed his versatility in 40 starts (24 3B, 16 1B) and has reached base safely in 25 of his last 30 games. Despite a modest .248 batting average, the El Dorado Hills, California, product ranks second on the squad with 27 walks, which is tied for ninth in the MW, while his .416 on-base percentage is third among SDSU regulars.

### STREAKING AZTECS

- > Poncho Ruiz has reached base in 20 consecutive games since April 9, matching Irvin Weems for the team's longest streak this season. Weems had his 20-game streak snapped last Saturday vs. Air Force.
- > Cole Carrigg has hit safely in 11 straight games since April 21, raising his batting average from .360 to .393, which ranks fourth in the Mountain West. Ruiz also compiled a season-best 11-game hitting streak from April 19 to May 6.
- > In addition, Carrigg leads the Scarlet and Black with multiple hits in 23 games, accomplishing the feat in two straight outings and 12 of his last 16 starts, followed by Caden Miller (15), Ruiz (13) and Brian Leonhardt (13).
- > A sophomore utility player, Carrigg became just the second Aztec player in the last six seasons to record six hits in a single game (Jaden Fein - 2021) when he notched a career-high 6-for-6 effort at New Mexico on April 15.
- > In addition, Carrigg tops the squad with multiple RBIs in 11 contests, highlighted by the aforementioned performance vs. the Lobos, where he set a collegiate best with four runners driven in.
- > Ruiz has started all 49 games he has played, sitting out just one contest vs. CSUN on May 4. The SDSU sophomore has earned 40 starts at catcher and nine at designated hitter. In addition, Ruiz has batted third in 47 games and twice in the cleanup position.
- > Miller, meanwhile, has missed just two games this year, making 34 consecutive starts before sitting out the series finale at New Mexico on April 17. The SDSU sophomore did not start the CSUN game, but entered later in the contest as a pinch hitter. Miller has started 16 of the last 20 games at second base after playing exclusively at shortstop.
- > Additionally, Carrigg ranks third on the squad with 47 position starts, including 18 at shortstop, 14 at second base, nine in center field, five at catcher and one at designated hitter.

### TROY MELTON RECEIVES MW PITCHER OF THE WEEK DISTINCTION ON APRIL 25

- > San Diego State's Troy Melton (Anaheim, Calif./Canyon HS) was named Mountain West Pitcher of the Week as announced April 25 by the conference office.
- > Melton tossed the second complete of his career on April 22 in the Aztecs' 2-1 victory over Grand Canyon, which entered the contest with a No. 30 national ranking by Collegiate Baseball Newspaper.
- > With his performance, the Anaheim, California, native recorded SDSU's first nine-inning complete game since Justin Goossen-Brown accomplished the feat in an 8-0 blanking of New Mexico at home on May 16, 2019.
- > Against the Lopes, Melton allowed just one unearned run on five hits and no walks while posting five strikeouts, lowering his season ERA from 1.80 to 1.38 in the process. In addition, the SDSU right-hander limited GCU to a .192 batting average after maintaining a .303 season clip prior to the game to emerge

triumphant for the third time in his last four starts.

- > Melton set the tone early, retiring the first nine hitters he faced before totaling 124 pitches for the night, 64 percent of which were strikes (79). The Aztec junior gave up a leadoff single in the ninth but needed just seven more pitches to get the final three outs and finish the game.
- > With his award, Melton earned the third conference weekly honor of his career and gave the Aztecs five certificates this season after fellow hurler TJ Fondtain garnered the same accolade on Feb. 28, while Alex Rodriguez (Feb. 21), Tyler Glowacki (March 7) and Shaun Montoya (April 18) each received freshman of the week distinction.
- > Melton also pitched a complete game in SDSU's 17-0 run-rule victory in seven innings over Fresno State at Tony Gwynn Stadium on March 6, 2021, earning MW Pitcher of the Week honors for that performance, too.

### STRIKEOUTS GALORE

- > San Diego State has recorded double-digit strikeouts in 21 of 50 games this year, including a season-high 21 vs. Hawai'i in 15 innings on Feb. 28.
- > Troy Melton fanned a career-best 11 hitters in his last outing against Air Force on May 6, marking the highest total by an Aztec pitcher this season and the most since Bubba Derby struck out 15 batters against the same Falcon program on April 4, 2014.
- > Last month, Melton also posted 10 strikeouts in a home start against San José State on April 8, marking the first double-digit total since Logan Boyer also struck out 10 batters vs. San Francisco on Feb. 15, 2019.
- > Following Melton are Jonny Guzman and Kelena Sauer, both of whom posted career-high strikeouts with nine Ks apiece. Guzman fanned nine hitters in his first collegiate start at UC Irvine on Feb. 22, while Sauer accomplished the feat against UNLV on March 12.
- > In addition, four other Aztec hurlers have compiled career-best totals with over five strikeouts this season: TJ Fondtain (8 vs. San José State, April 9), Jacob Flores (7 vs. Utah, Feb. 27), Jadon Bercovich (7 vs. Hawai'i, Feb. 28), Chris Canada (7 vs. Long Beach State, April 5 & vs. Air Force, May 8) and Hunter Hargett (6 at UC San Diego, April 19).
- > Entering the weekend, Melton is tied for fifth in the Mountain West with 56 strikeouts, while Fondtain (48) and Guzman (47) rank 12th and 13th, respectively.
- > Collectively, San Diego State ranks second in the conference with 9.3 strikeouts per nine innings, which ranks 72nd in the nation as of May 11.
- > SDSU recorded 27 games with 10 or more strikeouts during the 2019 campaign, marking the most double-digit strikeout performances for the Scarlet and Black in the MW era (since 2000). SDSU surpassed the previous MW record of 23 set in a 10-6 win at Fresno State on May 11, 2019.
- > Last season, the Scarlet and Black registered 10 or more strikeouts in 18 games, notching a 15-3 record in those contests.
- > The Aztecs posted double-digit strikeouts in their last six home games of the 2021 campaign, including a combined 33 Ks in their three-game sweep over San José State, May 8-9, 2021.
- > Previously, in SDSU's sweep of Dixie State, April 24-25, 2021, Trailblazer hitters were punched out 42 times during the series, including 15 in the doubleheader opener, which marked a season-high for the SDSU staff.
- > During the shortened 2020 season, the SDSU pitching staff completed seven games with 10 strikeouts: vs. Virginia Tech, Cal State Fullerton, Iowa, Nebraska, at UC Irvine and twice against Oregon State. Not surprisingly, the Scarlet and Black went 6-1 in those contests.
- > Dating back to 2019, the Aztecs are 42-28 in their last 70 games when striking out 10 or more batters.

### SHAUN MONTOYA NETS MW FRESHMAN OF THE WEEK HONORS ON APRIL 18

- > Shaun Montoya (Rancho Cucamonga, Calif./Damien HS) was named Mountain West Freshman of the Week as announced on April 18 by the league office.
- > With his award, Montoya garnered the first conference weekly accolade of his career and gave the Aztecs four certificates this season after Tyler Glowacki (March 7) and Alex Rodriguez (Feb. 21) received the same distinction, while TJ Fondtain (Feb. 28) merited conference pitcher of the week honors.
- > In four games from April 12-16, Montoya led the Scarlet and Black in numerous categories, including batting average (.647), on-base percentage (.684), slugging percentage (.882), total bases (15), hits (11) and runs scored (7) while sharing the top spot with two doubles.
- > Additionally, the SDSU right fielder led the team with an 83.3 success rate in advance runners for the week (10-12) and hit .833 with runners in scoring position (5-6), compiling five RBIs. Defensively, he also made 12 putouts without an error and contributed an assist for a clean 1.000 fielding percentage for the week.
- > Montoya was instrumental in the Aztecs' first series sweep over New Mexico in Albuquerque since 1990 after leading the team with a .714 batting average during the series (10-14) while tying for the top spot with 10 hits.
- > The Rancho Cucamonga, California, product recorded seven straight hits at one point between the first and second games of the series vs. the Lobos, finishing with multiple hits in all three contests, including a 4-for-4 performance in the opener, where he contributed two RBIs. In the third inning of that game, he doubled and scored, helping the SDSU build a 4-0 lead it would not relinquish.
- > Montoya tied his career high with a 4-for-6 effort in game two at UNM, highlighted by his first collegiate

## Week 13 vs. Nevada

triple, becoming the first Aztec to record four hits in consecutive games since Danny Sheehan accomplished the feat at Air Force in May 2017. The UC Irvine transfer also set a personal best with three runs scored in that contest and delivered two more RBIs, as the Aztecs outlasted the Lobos, 14-13.

- > In the series finale, Montoya went 2-for-4 with an RBI and two runs scored. He was struck by a pitch in the eighth inning of that game and scored a key run, helping SDSU hold off a late UNM charge, 11-8.

### GOING, GOING, GONE

- > San Diego State has emerged victorious in 49 of its last 72 games dating back to 2019 when launching one out of the park.
- > The Aztecs homered in 29 of 46 games last season, posting a 21-8 record in those contests.
- > SDSU went 17-5 during the 2019 campaign when going yard and 5-2 in 2020.
- > After recording a home run in just six of their first 24 contests, the Aztecs have hit one deep in 11 of their last 26 games, posting a season-high three bombs in the series opener at New Mexico on April 14.
- > Additionally, after not homering in any of its first five victories of the 2022 campaign, SDSU has gone yard at least once in six of its last 11 wins.



### IN MEMORIAM: JIM DIETZ (1938-2022)

- > Former San Diego State baseball head coach Jim Dietz passed away Sunday, March 27 at the age of 83.
- > Dietz, who retired at the end of the 2002 campaign, completed an illustrious 31-year career at SDSU as one of the all-time winningest coaches in NCAA history.
- > His final mark of 1,231-750-18 (.620) ranked seventh nationally among active Division I coaches at the time he finished his final season with the Aztecs.
- > During his legendary career at San Diego State, the Aztecs won numerous conference, divisional and regular-season titles, earning Dietz various league and regional coach-of-the-year honors.
- > In 1979, Dietz guided the Scarlet and Black to the program's first-ever NCAA Tournament appearance, a feat he accomplished seven additional times in 1981, 1982, 1983, 1984, 1986, 1990 and 1991.
- > "Our San Diego State baseball family mourns the loss of Hall-of-Fame Coach Jim Dietz," said current Aztec head coach Mark Martinez. "His impact during his 31 years as the head coach at SDSU was felt not only within the San Diego community, but also nationally as an ambassador for our great game. The standard he set for excellence in the classroom and on the diamond resonates within our program today. We continue to strive to meet the foundational expectations of Coach Dietz's legacy."

in the classroom and on the diamond resonates within our program today. We continue to strive to meet the foundational expectations of Coach Dietz's legacy."

- > Individually, Dietz's SDSU players garnered 28 All-America accolades, 42 all-district/all-region honors and 85 all-conference certificates. Among the many notable players Dietz coached were Tony Gwynn, Bud Black, Mark Grace, Dave Smith, Bobby Meacham and Travis Lee.
- > Born in Eugene, Oregon, Dietz played at Southern Oregon College, where he was three-time all-conference infielder and an NAIA All-American as a senior in 1959. Following graduation, he spent three years in the Detroit Tigers organization, reaching the Double-A level before leaving the pro ranks as a player.
- > Dietz began his baseball coaching career in 1963 at Lowell (Ore.) High School, where he remained for two seasons before moving to Pleasant Hill (Ore.) High School for three years from 1965-68. While at Pleasant Hill, he coached the varsity baseball team, winning three straight league titles to go with a state championship in 1968.
- > Later in 1968, Dietz became the freshman and junior varsity baseball coach at the University of Oregon, where he also guided the freshman men's basketball squad, before his appointment as head coach at San Diego State in 1972.
- > During the 1970s, Dietz became one of the most successful summer coaches in history, spending seven seasons with the Fairbanks Goldpanners of the Alaska League. He compiled a 348-151 record in Fairbanks, taking all seven of his teams to the National Baseball Congress national finals and winning four summer championships. For his efforts, he was named NBC Coach of the Decade. Among the players he coached with the Goldpanners were future Major League stars Dave Winfield, Mark McGwire and Steve Swisher.
- > Dietz was inducted into the American Baseball Coaches Association Hall of Fame in 2002 and was enshrined into the Aztec Athletics Hall of Fame in 2019. He is also a member of the Southern Oregon University Hall of Fame.
- > Other honors Dietz merited include the Super Star Award from Collegiate Baseball magazine, the Citizen of the Year Award from the City Club of San Diego and the Breitbard Award for his baseball contributions to the San Diego community.
- > Dietz earned a bachelor's degree in social studies from Southern Oregon College and received a master's degree in counseling from the University of Oregon.

### REWIND: THE 15-INNING MARATHON VS. HAWAII

- > After winning two of three games in the Tony Gwynn Legacy, San Diego State faced Hawai'i in a 15-inning contest on Monday that lasted six hours and 14 minutes, with the Rainbow Warriors prevailing by an 8-5 count.
- > The Aztecs' 15-inning affair was their longest game since April 19, 2013, when the Scarlet and Black dropped a 9-8 decision at UNLV in 17 innings.
- > Both teams squandered numerous scoring chances, combining for 32 runners left on base, including 17 for SDSU and 15 for the visitors.
- > In addition, the Aztecs and Warriors collectively used 16 pitchers on the night, including nine for Hawai'i and seven for SDSU.
- > SDSU hurlers struck out a season-high 21 batters, including a career-best seven from reliever Jadon Bercovich.
- > Aztec hitters were plunked six times, including Caden Miller, who was victimized on three occasions.
- > Kenny LeBeau (2B) and Blake Butcher (3B) each received their first starting assignments for the Scarlet and Black, while pinch hitter Brady Zavorek and reliever Omar Serrano logged their first collegiate appearances.
- > LeBeau drove in his first two runs as an Aztec with a single in the bottom of the seventh.
- > In all, San Diego State used 25 players on its 37-man roster during the contest.

### OTHER TRENDS

- > The Aztecs are 106-29 in their last 135 games when scoring five or more runs, including a stellar 29-6 record last year after posting a 6-2 mark in 2020.
- > San Diego State is 70-44 in its last 114 games following a loss, including an 11-5 mark in 2021. The Scarlet and Black is off to an 12-22 start this

### AZTECS AMONG MOUNTAIN WEST TOP 20 (ALL GAMES AS OF MAY 12)

#### Tino Bethancourt

Walks.....	27	T-9th
Stolen Bases.....	6	T-12th
Triples.....	1	T-20th

#### Cole Carrigg

Stolen Bases.....	19	2nd
Sacrifice Bunts.....	5	T-2nd
Batting Average.....	.393	T-3rd
Hits.....	75	T-4th
On-Base Percentage.....	.429	15th
Triples.....	1	T-20th

#### Brian Leonhardt

Sacrifice Flies.....	4	T-7th
----------------------	---	-------

#### Caden Miller

Stolen Bases.....	13	4th
Triples.....	3	T-6th
Sacrifice Bunts.....	3	T-6th
Hit by Pitch.....	11	T-6th
Walks.....	23	T-15th

#### Shaun Montoya

Sacrifice Bunts.....	6	T-1st
----------------------	---	-------

#### Poncho Ruiz

Walks.....	30	T-5th
Hits.....	57	20th
On-Base Percentage.....	.418	T-20th
Triples.....	1	T-20th

#### Irvin Weems

Stolen Bases.....	14	3rd
Sacrifice Bunts.....	3	T-6th

#### Jadon Bercovich

Games Finished.....	11	T-5th
---------------------	----	-------

#### Jacob Flores

Strikeouts.....	41	17th
-----------------	----	------

#### TJ Fondtain

Opp. Batting Average.....	.240	5th
Fewest Hits Allowed.....	55	7th
Earned Run Average.....	4.91	8th
Innings Pitched.....	58.2	8th
Strikeouts.....	48	12th
Fewest Walks Allowed.....	25	T-13th

#### Troy Melton

Earned Run Average.....	1.55	1st
Opp. Batting Average.....	.222	1st
Fewest Walks Allowed.....	13	1st
Fewest Hits Allowed.....	43	1st
Strikeouts.....	56	T-5th
Wins.....	4	T-12th

#### Kelena Sauer

Saves.....	4	T-5th
------------	---	-------

## Week 13 vs. Nevada

season in games following a loss.

- > SDSU snapped a 28-game losing streak when trailing after eight innings on May 8, when it rallied for a 7-6 triumph over
- > The Aztecs are 7-5 so far this year in one-run games, recording four of their six victories in that category by 4-3 scores.

### GLOWACKI NAMED MW FRESHMAN OF THE WEEK ON MARCH 7

- > San Diego State's Tyler Glowacki collected Mountain West Freshman of the Week honors, the league office announced on March 7.
- > In four starts from Feb. 28-March 6, Glowacki led the Aztecs with a .375 batting average (6-16), six hits and a .500 on-base percentage.
- > Against Hawai'i on Feb. 28, the SDSU outfielder set career highs with three hits and two runs scored, though the Scarlet and Black dropped an 8-5 decision in 15 innings. In that game, he singled and scored the tying run in the bottom of the eighth that sent the contest into extra innings.
- > An alumnus of nearby Santana High School, Glowacki closed out the week with a 2-for-4 effort in the series finale vs. Arizona State on March 6, driving in the go-ahead run with a sharp single to center field in the sixth inning to help the Aztecs secure a 4-3 victory and snap a four-game losing streak.
- > In addition, Glowacki made three putouts without an error on the week for a clean 1.000 fielding percentage.

### FONDTAIN TABBED MW PITCHER OF THE WEEK ON FEB. 28

- > San Diego State sophomore TJ Fondtain was named Mountain West Pitcher of the Week by the league office on Feb. 28.
- > In just his second career start on the mound, Fondtain earned his first collegiate victory after helping SDSU post a 7-1 triumph over Hawai'i at the Tony Gwynn Legacy on Feb. 25.
- > Against the Rainbow Warriors, the Aztec left-hander recorded a career-high seven strikeouts, yielding just one unearned run on a scant three hits and no walks in 6.0 innings.
- > A native of Clovis, California, Fondtain retired the first 13 Hawai'i hitters, notching five of his strikeouts in that span. He also helped his cause by picking off a runner at second base in the top of the fifth inning.
- > In addition, Fondtain displayed great control in his start vs. the Warriors, reaching ball three in the pitching count just once against 21 batters faced.

### RODRIGUEZ NETS MW FRESHMAN OF THE WEEK HONORS ON FEB. 21

- > San Diego State's Alex Rodriguez was named Mountain West Baseball Freshman of the Week for his performance at the season-opening MLB4 Tournament, held Feb. 18-20 in Scottsdale, Arizona.
- > Rodriguez started all three games at second base for the Aztecs at the prestigious event, leading the team with a .500 batting average and a .600 on-base percentage while tying for the top spot with four hits.
- > A native of Rancho Cucamonga, California, Rodriguez went 3-for-4 with an RBI in his collegiate debut against No. 17 TCU in the opener on Friday, posting singles in his first two career at-bats. He also drove in his first collegiate run after reaching on a fielder's choice in the bottom of the sixth, giving SDSU a 3-2 lead that held up until the bottom of the ninth.
- > Against Houston on Feb. 19, Rodriguez was hit by a pitch and scored during the Aztecs' pivotal three-run outburst in the fifth inning, as the Scarlet and Black held on for its first win of the year in a 4-3 victory.
- > Rodriguez then wrapped up the tournament with a 1-for-3 effort at the plate vs. California on Feb. 20.
- > As a second baseman, Rodriguez did not commit an error in five chances for the weekend, finishing with a clean 1.000 fielding percentage.

### MELTON NAMED TO PRESEASON ALL-MOUNTAIN WEST TEAM

- > Starting pitcher Troy Melton earned a spot on the preseason all-Mountain West team announced on Feb. 10.
- > A native of Anaheim, California, Melton finished among the Mountain West leaders in several categories last year, including strikeouts (2nd), innings pitched (4th), opposing batting average (8th — .291), wins (T-10th) and ERA (11th). The Aztec junior also issued one walk or less in eight of his appearances.
- > In addition, Melton received MW Pitcher of the Week recognition after recording his first career shutout vs. Fresno State on March 7, 2021. Against the Bulldogs, he matched his collegiate best with nine strikeouts, allowing just four hits and one walk in the complete-game victory, as SDSU rolled to a 17-0 rout at home.
- > Prior to the 2021 campaign, Melton was named to the USA Golden Spikes Award Preseason Watch List and was ranked 79th on D1Baseball.com's Top 100 college draft prospects.
- > In 2020, Melton collected all-Mountain West accolades in a stellar season that was cut short due to the COVID-19 pandemic, logging a 3-1 record with a 3.22 ERA and 26 strikeouts. He shared the conference lead with three victories, which was tied for 23rd nationally, while his strikeouts and opposing batting average (.192) ranked second and third in the MW, respectively.

### MARTINEZ SIGNS CONTRACT EXTENSION

- > During the offseason, San Diego State head coach Mark Martinez signed a three-year contract extension that will keep him in the Aztec dugout through the 2026 season.
- "Mark has been a tremendous asset to our baseball program, and I look forward to him continuing the

success our teams have found on the field and in the classroom," said SDSU director of athletics John David Wicker. "Mark does a great job developing the overall student-athlete, and the young men in our program have certainly benefited, as has our entire Aztec community."

- > Entering his eighth season as head coach at SDSU, Martinez has compiled a 215-150 record (.589), highlighted by three Mountain West tournament championships and a trio of NCAA regional appearances in 2015, 2017, 2018.

"I am very excited for the opportunity to maintain the tradition of excellence that has been established here at San Diego State," Martinez said. "I am extremely grateful for the support of our administration, alumni and Aztec community. Our program takes tremendous pride in competing for championships and developing young men into outstanding students, athletes and leaders."

### NEW FACES ON THE COACHING STAFF

- > San Diego State head coach Mark Martinez filled two vacancies with a pair of prominent hires over the summer, as Shaun Cole accepted the pitching coach position, while Sergio Brown assumed the role of assistant coach/recruiting coordinator.
  - > Cole arrives on The Mesa after a two-year stint at Eastern Kentucky University, where he served as the Colonels' associate head coach/pitching coach in 2019-20.
  - > During his tenure, Cole developed and guided one of EKU's most successful pitching staffs while enrolling three of the highest ranked recruiting classes in program history.
  - > In Cole's first season in 2019, EKU set team records for strikeouts (510) and lowest opposing batting average (.258) while logging the most victories (32) since 2004 and lowest team ERA (4.79) since 2008.
  - > Prior to his stint in the Bluegrass State, Cole served as coordinator for player development with the San Diego Padres, where he was involved in all aspects of baseball operations, scouting and player development.
  - > Among his countless duties with the Padres, Cole assisted in player development for the team's minor league system, which was ranked No. 1 in MLB in 2018, including the Padres Dominican Republic Academy.
  - > In 2016, Cole was also the pitching coach for the Tri-City Dust Devils, the Padres' short-season Class A affiliate based in Pasco, Washington, where he developed the organization's top pitching prospects.
  - > In 2017, Cole served as the coordinator for San Diego's spring training facility in Arizona. In that role, he oversaw the daily operations of mini-camp, extended spring training, as well as two rookie ball teams during the Arizona Fall League. He also managed the AZL Padres that season.
  - > From June 2014 to Sept. 2015, Cole served as the director of the 18U National Team for USA Baseball. Among his responsibilities was managing the Tournament of Stars presented by MLB and the 17U National Team Identification Series — both primary selection vehicles for the 18U National Team.
  - > Prior to his hire at USA Baseball, Cole spent six seasons at Arizona from 2009-14, serving one year as the Wildcats' director of baseball operations before he was elevated to pitching coach. During Cole's tenure, Arizona made four NCAA regional appearances, highlighted by a College World Series title in 2012, the same season he was named National Pitching Coach of the Year by Collegiate Baseball newspaper.
  - > Brown, meanwhile, who has a long association with perennial national power Cal State Fullerton both as a player and coach, arrived at SDSU after serving as the Titans' associate head coach/recruiting coordinator in 2020 and 2021.
  - > Brown brings a plethora of postseason experience with him to "America's Finest City", having participated in eight NCAA Regionals, six NCAA Super Regionals and four College World Series as a coach and player. In addition, Brown is one of only two coaches in the history of college baseball to go to the College World Series with three different programs — Cal State Fullerton, UC Irvine and Arizona.
  - > Throughout his career, Brown has recruited and/or coached 35 players with Major League Baseball experience.
  - > Prior to his most recent stint at Fullerton, Brown spent four years at Arizona from 2016-19, helping the Wildcats to consecutive NCAA Tournament berths in his first two seasons, highlighted by a runner-up finish at the 2016 College World Series.
  - > During his tenure in Tucson, five position players garnered multiple All-America honors by an array of national publications, while two student-athletes were named Freshmen All-Americans.
  - > Brown was an infielder on Cal State Fullerton's 1995 national championship team after transferring from Cal Poly Pomona, where he competed from 1991-93. While at CPP, he was a member of Bronco squads that captured the CCAA co-championship in 1991 and earned a spot in the 1993 NCAA Division II West Regionals.
- ### MR. UTILITY
- > Cole Carrigg displayed his versatility in his first year on The Mesa in 2021, appearing in six different positions for the Aztecs.
  - > The Turlock, California, native made 21 starts at third, five in left field, three in center, three at second base and one at designated hitter.
  - > Not to be outdone, Carrigg has made two appearances as a relief pitcher, allowing two unearned runs on three hits and a walk in 1 1/3 innings.
  - > During a three-game series at Air Force in the penultimate weekend of the regular season, Carrigg hit .545 (6-11) with five RBIs and seven runs scored.
  - > In 2022, Carrigg has made 18 starts at shortstop, 14 at second base, nine in center field, five behind the plate and once each at pitcher and designated hitter.



## Week 13 vs. Nevada

### LOCAL HEROES

> San Diego State boasts 11 players on its current roster who are alumni of San Diego County high schools, including Brian Leonhardt and Ricky Tibbett (Eastlake); Fisher Pyatt and Charlie Rhee (St. Augustine); Joseph Ingrassia (Valhalla); Trevor Hazelhurst (Granite Hills), Deron Johnson (Poway); Evan Sipe (San Marcos); Poncho Ruiz (Mater Dei Catholic), Tyler Glowacki (Santana) and Hunter Hargett (Point Loma).

### AZTECS IN MLB DRAFT

> Since 1965, San Diego State has had 223 student-athletes chosen in the MLB First-Year Player Draft.  
> In 2021, the Aztecs had five players picked in the MLB Draft, giving the Scarlet and Black 28 selections overall since 2015.  
> Infielder Mike Jarvis was selected by Pittsburgh in the sixth round with the 163rd pick, while catcher Wyatt Hendrie also went to the Pirates shortly thereafter in the seventh round in the 193rd spot overall.  
> In addition, the New York Mets grabbed center fielder Matt Rudick in the 13th round (382nd overall); right fielder Jaden Fein was selected by the Washington Nationals in the 15th round (443rd overall), while right-handed pitcher Michael Paredes was snapped up by the Minnesota Twins in the 18th round (549th overall).  
> SDSU's five MLB Draft picks in 2021 were the most by a Mountain West school after Fresno State and New Mexico had two apiece, followed by Nevada, San José State and UNLV with one each.


### MOUNTAIN WEST TOURNAMENT RETURNS TO SAN DIEGO

> After a one-year hiatus, the Mountain West Championship returns this season and will be conducted at Tony Gwynn Stadium, May 26-29. The top four teams in the MW regular-season standings will qualify for the double elimination tournament, with the winner receiving an automatic berth into NCAA regional competition. NCAA Regionals will be held June 3-5.  
> SDSU has hosted the MW Championship on four previous occasions, most recently after the 2018 season when the Aztecs claimed their fifth conference crown in a six-year span.


### CRAZY TONY GWYNN PLAYER STATS

> Tony Gwynn completed his illustrious career with a .338 lifetime batting average. Every other player who had a career batting average of at least .338 played before 1943.  
> Gwynn hit .368 over a five-year stretch between 1993 and 1997.  
> Gwynn faced Tom Glavine, Greg Maddux, Pedro Martinez, and John Smoltz a combined 323 times. He struck out three times over those at bats.  
> Gwynn never struck out more than 40 times in a season and struck out less than 20 times in six straight years. He had a career-low 15 strikeouts in 1995.

# 2022 AZTEC RADIO/TV ROSTER




**1**  
**Caden MILLER**  
So. | 5-11 | 180 | S-R  
IF | Newhall, Calif.



**2**  
**Brady ZAVOREK**  
Fr. | 5-11 | 175 | R-R  
IF | Fresno, Calif.



**3**  
**Kenny LeBEAU**  
R-Jr. | 5-10 | 175 | L-R  
IF | Granite Bay, Calif.



**5**  
**Fisher PYATT**  
So. | 6-0 | 180 | S-R  
IF | San Diego, Calif.




**8**  
**Cole CARRIGG**  
So. | 6-2 | 180 | S-R  
C/UT | Turlock, Calif.



**9**  
**Charlie RHEE**  
So. | 5-10 | 175 | R-R  
OF | San Diego, Calif.



**10**  
**Tino BETHANCOURT**  
R-Fr. | 6-2 | 190 | R-R  
IF | El Dorado Hills, Calif.



**11**  
**Avery JONES**  
Sr. | 6-6 | 215 | R-R  
IF | Gig Harbor, Wash.



**12**  
**Max FOXCROFT**  
So. | 5-9 | 170 | L-R  
IF | Newport Coast, Calif.



**13**  
**Alex RODRIGUEZ**  
R-Fr. | 6-2 | 180 | R-R  
IF | Upland, Calif.



**14**  
**Irvin WEEMS**  
R-Jr. | 6-0 | 190 | R-R  
OF | Las Vegas, Nev.



**15**  
**Xavier CARTER**  
R-So. | 6-4 | 210 | L-L  
OF | Sacramento, Calif.



**18**  
**Tyler GLOWACKI**  
Fr. | 5-10 | 190 | L-L  
OF | San Diego, Calif.



**21**  
**Brian LEONHARDT**  
Jr. | 6-2 | 200 | L-L  
IF/LHP | San Diego, Calif.



**22**  
**Chris CANADA**  
Fr. | 6-7 | 205 | L-L  
IF | Orange, Calif.



**23**  
**Jonny GUZMAN**  
R-So. | 6-2 | 190 | R-R  
RHP | Orange, Calif.



**24**  
**Poncho RUIZ**  
So. | 6-2 | 190 | R-R  
C | Tijuana, B.C., Mexico



**25**  
**Hunter HARGETT**  
Fr. | 6-2 | 185 | R-R  
RHP | San Diego, Calif.



**26**  
**Omar SERRANO**  
R-Jr. | 6-4 | 170 | R-R  
RHP | Downey, Calif.



**27**  
**Joseph INGRASSIA**  
So. | 6-2 | 210 | L-L  
LHP | San Diego, Calif.



**28**  
**TJ FONDTAIN**  
So. | 6-4 | 190 | L-L  
IF/LHP | Clovis, Calif.



**29**  
**Robert BRODELL**  
Jr. | 6-0 | 195 | R-R  
RHP | Brawley, Calif.



**30**  
**Hunter CRANTON**  
R-So. | 6-3 | 195 | R-R  
RHP | San Juan Capistrano, Calif.



**31**  
**Blake BUTCHER**  
R-So. | 6-0 | 200 | L-R  
IF | Newport Beach, Calif.




**32**  
**Ricky TIBBETT**  
So. | 6-2 | 175 | L-R  
RHP | San Diego, Calif.



**35**  
**Julian JACKSON**  
So. | 6-8 | 225 | L-R  
RHP | Powder Springs, Ga.



**36**  
**Jacob FLORES**  
Sr. | 6-4 | 215 | L-L  
LHP | Oxnard, Calif.




**38**  
**Ryan FAULK**  
R-So. | 6-4 | 210 | R-R  
RHP/IF | Rancho Santa Margarita, Calif.



**39**  
**Troy MELTON**  
Jr. | 6-4 | 190 | R-R  
RHP | Anaheim, Calif.




**40**  
**Jadon BERCOVICH**  
R-Fr. | 6-2 | 210 | R-R  
RHP | Reno, Nev.



**41**  
**Deron JOHNSON**  
Jr. | 6-0 | 195 | L-R  
C | Poway, Calif.




**42**  
**Shaun MONTOYA**  
R-So. | 6-2 | 190 | L-R  
OF | Rancho Cucamonga, Calif.



**45**  
**Evan SIPE**  
Fr. | 5-10 | 180 | R-R  
C | San Marcos, Calif.



**46**  
**Trevor HAZELHURST**  
R-So. | 6-2 | 210 | L-L  
OF | San Diego, Calif.



**47**  
**Eldridge ARMSTRONG III**  
Fr. | 6-2 | 205 | R-R  
RHP | Simi Valley, Calif.



**48**  
**Johnny GIANNOLA**  
R-Fr. | 5-11 | 210 | R-R  
UTL | Dana Point, Calif.



**50**  
**Kelena SAUER**  
So. | 6-3 | 205 | R-R  
RHP | Mililani, Hawai'i



**7**  
**Mark MARTINEZ**  
Head Coach  
8th Yr. | Mesa State '84



**0**  
**Shaun COLE**  
Pitching Coach  
1st Yr. | William Penn '04



**20**  
**Sergio BROWN**  
Assistant Coach  
1st Yr. | CSU Fullerton '95



**33**  
**Chris DOYLE**  
Volunteer Assistant Coach  
1st Yr. | SDSU '17

2022 San Diego State Baseball  
 Game Results for San Diego State (as of May 11, 2022)  
 (All games)

Date	Opponent	Score	Inns	Overall	MW	Pitcher of record	Attend	Time
02-18-22	vs #17 TCU	L 3-5	9	0-1-0	0-0-0	BRODELL, R. (L 0-1)	0	3:42
02-19-22	vs Houston	w 4-3	9	1-1-0	0-0-0	SAUER (W 1-0)	0	3:13
02-20-22	vs California	L 3-6	9	1-2-0	0-0-0	FLORES, J. (L 0-1)	0	2:49
Feb 22, 2022	at UC Irvine	L 3-13	9	1-3-0	0-0-0	GUZMAN, J. (L 0-1)	581	3:27
02-25-22	HAWAI'I	w 7-1	9	2-3-0	0-0-0	FONDTAIN (W 1-0)	580	2:47
02-26-22	UTAH	L 0-4	9	2-4-0	0-0-0	SAUER (L 1-1)	694	2:26
02-27-22	UTAH	w 4-3	7	3-4-0	0-0-0	BERCOVICH (W 1-0)	1019	2:58
02-28-22	HAWAI'I	L 5-8	(15)	3-5-0	0-0-0	SERRANO, O. (L 0-2)	315	6:14
03-01-22	UC IRVINE	L 2-3	9	3-6-0	0-0-0	CRANTON, H. (L 0-1)	355	3:27
03-04-22	ARIZONA STATE	L 5-13	9	3-7-0	0-0-0	FONDTAIN (L 1-1)	232	3:10
03-05-22	ARIZONA STATE	L 4-6	9	3-8-0	0-0-0	SAUER (L 1-2)	556	2:49
03-06-22	ARIZONA STATE	w 4-3	9	4-8-0	0-0-0	FLORES, J. (W 1-1)	763	3:12
* 03-11-22	UNLV	L 2-5	9	4-9-0	0-1-0	FONDTAIN (L 1-2)	411	2:49
* 03-12-22	UNLV	L 3-4	9	4-10-0	0-2-0	BERCOVICH (L 1-1)	547	3:34
* 03-13-22	UNLV	L 8-10	9	4-11-0	0-3-0	GUZMAN, J. (L 0-2)	656	3:26
03-15-22	IOWA	L 4-6	9	4-12-0	0-3-0	CARRIGG (L 0-1)	344	4:01
* 03-18-22	at San Jose State	L 2-3	9	4-13-0	0-4-0	FLORES, J. (L 1-2)	418	2:42
* 03-19-22	at San Jose State	L 7-8	9	4-14-0	0-5-0	SAUER (L 1-3)	349	3:47
* 03-20-22	at San Jose State	L 8-9	9	4-15-0	0-6-0	BERCOVICH (L 1-2)	375	3:10
03-22-22	at UC San Diego	w 14-7	9	5-15-0	0-6-0	GUZMAN, J. (W 1-2)	385	4:18
* 03-25-22	FRESNO STATE	L 1-3	9	5-16-0	0-7-0	MELTON (L 0-1)	671	3:01
* 03-26-22	FRESNO STATE	L 2-8	9	5-17-0	0-8-0	SAUER (L 1-4)	548	2:46
* 03-27-22	FRESNO STATE	L 0-4	9	5-18-0	0-9-0	FONDTAIN (L 1-3)	565	2:30
03-29-22	UC SAN DIEGO	L 0-4	9	5-19-0	0-9-0	LEONHARDT (L 0-1)	383	3:26
* 04-01-22	at Nevada	w 13-1	9	6-19-0	1-9-0	MELTON (W 1-1)	716	2:55
* 04-02-22	at Nevada	L 6-12	9	6-20-0	1-10-0	SAUER (L 1-5)	981	3:46
* 04-03-22	at Nevada	L 6-8	9	6-21-0	1-11-0	FONDTAIN (L 1-4)	1350	2:49
04-05-22	LONG BEACH STATE	w 5-1	9	7-21-0	1-11-0	CANADA, C. (W 1-0)	337	2:50
* 04-08-22	SAN JOSE STATE	L 0-4	9	7-22-0	1-12-0	MELTON (L 1-2)	487	3:09
* 04-09-22	SAN JOSE STATE	L 8-11	(10)	7-23-0	1-13-0	SERRANO, O. (L 0-2)	828	4:53
* 04-10-22	SAN JOSE STATE	L 3-7	9	7-24-0	1-14-0	FLORES, J. (L 1-3)	531	3:06
04-12-22	at San Diego	L 3-8	9	7-25-0	1-14-0	HARGETT, H. (L 0-1)	1192	3:35
* 04-14-22	at New Mexico	w 10-3	9	8-25-0	2-14-0	MELTON (W 2-2)	1044	3:04
* 04-15-22	at New Mexico	w 14-13	9	9-25-0	3-14-0	TIBBETT (W 1-0)	1244	3:24
* 04-16-22	at New Mexico	w 11-8	8	10-25-0	4-14-0	ARMSTRONG, E. (W 1-0)	1309	3:30
04-18-22	SAN DIEGO	L 1-15	9	10-26-0	4-14-0	LEONHARDT (L 0-2)	304	3:15
04-19-22	at UC San Diego	L 2-4	9	10-27-0	4-14-0	TIBBETT (L 1-1)	272	3:28
04-21-22	GRAND CANYON	L 2-7	9	10-28-0	4-14-0	FLORES, J. (L 1-4)	314	3:16
04-22-22	GRAND CANYON	w 2-1	9	11-28-0	4-14-0	MELTON (W 3-2)	379	2:34
04-23-22	#7 STANFORD	L 6-9	9	11-29-0	4-14-0	FONDTAIN (L 1-5)	712	3:55
04-24-22	#7 STANFORD	L 4-6	9	11-30-0	4-14-0	GUZMAN, J. (L 1-3)	822	3:36
04-26-22	at Long Beach State	w 4-3	9	12-30-0	4-14-0	BRODELL, R. (W 1-1)	1298	3:05
* 04-29-22	at Fresno State	w 8-4	9	13-30-0	5-14-0	MELTON (W 4-2)	1215	3:13
* 04-30-22	at Fresno State	L 2-6	9	13-31-0	5-15-0	FONDTAIN (L 1-6)	2210	2:49
* 05-01-22	at Fresno State	w 8-5	9	14-31-0	6-15-0	CANADA, C. (W 2-0)	3469	3:28
05-03-22	UC SAN DIEGO	L 6-9	9	14-32-0	6-15-0	FAULKS, R. (L 0-1)	222	3:04
05-04-22	CSUN	L 2-9	9	14-33-0	6-15-0	SERRANO, O. (L 0-3)	266	3:12
* 05-06-22	AIR FORCE	L 8-10	9	14-34-0	6-16-0	SAUER (L 1-6)	265	3:54
* 05-07-22	AIR FORCE	w 12-0	9	15-34-0	7-16-0	FONDTAIN (W 2-6)	303	2:50
* 05-08-22	AIR FORCE	w 7-6	(12)	16-34-0	8-16-0	SAUER (W 2-6)	341	4:04

() extra inning game

2022 San Diego State Baseball  
 Games Summary for San Diego State (as of May 11, 2022)  
 (All games)

Score by innings	1	2	3	4	5	6	7	8	9	EX	Total
San Diego State	27	16	33	23	30	35	28	34	21	1	248
Opponents	41	31	30	31	31	35	36	39	29	6	309

Record when ...											
Overall	16-34							After 6 leading	14-9		
Conference	8-16							..... trailing	2-24		
Non-Conference	8-18							..... tied	0-1		
Home games	7-23							After 7 leading	14-7		
Away games	8-9							..... trailing	1-26		
Neutral site	1-2							..... tied	0-1		
Day games	5-10							After 8 leading	13-3		
Night games	11-24							..... trailing	1-28		
vs Left starter	3-10							..... tied	0-3		
vs Right starter	13-24										
1-Run games	7-5							Hit 0 home runs	10-23		
2-Run games	0-9							... 1 home run	3-8		
5+Run games	5-8							... 2+ home runs	3-3		
Extra innings	1-2										
Shutouts	1-4							Opponent 0 home runs	10-12		
								..... 1 home run	3-15		
Scoring 0-2 runs	1-14							..... 2+ HRs	3-7		
..... 3-5 runs	5-11										
..... 6-9 runs	4-9							Made 0 errors	6-5		
..... 10+ runs	6-0							.... 1 error	7-13		
								.... 2+ errors	3-16		
Opponent 0-2 runs	5-0										
..... 3-5 runs	7-11							Opp. made 0 errors	5-15		
..... 6-9 runs	3-16							..... 1 error	5-11		
..... 10+ runs	1-7							..... 2+ errors	6-8		
Scored in 1st inning	7-5							Out-hit opponent	12-11		
Opp. scored in 1st	5-15							Out-hit by opponent	1-21		
Scores first	12-8							Hits are tied	3-2		
Opp. scores first	4-26										

Record when team scores:											
Runs	0	1	2	3	4	5	6	7	8	9	10+
W-L	0-4	0-2	1-8	0-6	4-3	1-2	0-4	2-1	2-4	0-0	6-0

Record when opponent scores:											
Runs	0	1	2	3	4	5	6	7	8	9	10+
W-L	1-0	4-0	0-0	5-3	1-6	1-2	1-5	1-2	1-5	0-4	1-7

Record when leading after:									
Inn.	1	2	3	4	5	6	7	8	
W-L	5-4	7-5	12-6	11-7	9-8	14-9	14-7	13-3	

Record when trailing after:									
Inn.	1	2	3	4	5	6	7	8	
W-L	0-15	0-19	0-22	3-24	4-23	2-24	1-26	1-28	

Record when tied after:									
Inn.	1	2	3	4	5	6	7	8	
W-L	11-15	9-10	4-6	2-3	3-3	0-1	0-1	0-3	

Current winning streak: 2  
 Longest winning streak: 3  
 Longest losing streak: 7

Home attendance : 14750 ( 30 dates avg = 491 )  
 Away attendance : 18408 ( 20 dates avg = 920 )  
 Total attendance: 33158 ( 50 dates avg = 663 )

2022 San Diego State Baseball  
 Team Game-by-Game for San Diego State (as of May 11, 2022)  
 Batting (All games)

Date	Opponent	ab	r	h	rbi	2b	3b	hr	tb	bb	ibb	sb	cs	hbp	sac	sf	gdp	k	po	a	e	lob	avg
02-18-22	vs TCU	34	3	6	2	0	0	0	6	2	0	1	1	0	0	0	0	13	27	7	0	7	.176
02-19-22	vs Houston	27	4	6	4	1	0	0	7	4	0	0	2	2	0	1	0	6	27	7	1	6	.197
02-20-22	vs California	29	3	6	3	1	0	2	13	2	0	0	2	0	0	0	0	6	24	5	1	1	.200
Feb 22	at UC Irvine	34	3	10	3	1	0	0	11	4	0	0	0	1	1	0	1	6	24	5	1	10	.226
02-25-22	HAWAII	31	7	7	7	0	1	0	9	2	0	1	1	1	1	0	0	10	27	10	3	4	.226
02-26-22	UTAH	29	0	3	0	1	0	0	4	5	0	0	0	0	0	0	0	11	27	10	1	7	.207
02-27-22	UTAH	25	4	9	4	1	0	0	10	4	0	1	0	0	2	0	0	7	21	9	1	8	.225
02-28-22	HAWAII	52	5	10	5	1	0	0	11	7	2	1	0	6	2	0	0	15	45	17	1	17	.218
03-01-22	UC IRVINE	31	2	5	2	0	0	0	5	5	0	1	0	2	1	0	0	8	27	6	1	10	.212
03-04-22	ARIZONA STATE	35	5	9	4	0	0	0	9	2	0	0	0	1	0	1	0	10	27	14	2	7	.217
03-05-22	ARIZONA STATE	31	4	4	4	0	0	2	10	3	0	1	0	0	0	0	0	8	27	14	2	3	.209
03-06-22	ARIZONA STATE	31	4	8	3	3	0	0	11	7	0	2	1	2	1	0	0	7	27	6	1	13	.213
*03-11-22	UNLV	30	2	5	2	1	1	0	8	3	0	2	0	1	1	0	0	8	27	7	0	6	.210
*03-12-22	UNLV	34	3	9	2	2	0	0	11	3	0	3	1	0	0	0	0	6	27	3	2	7	.214
*03-13-22	UNLV	36	8	13	7	4	0	1	20	5	0	0	1	1	1	1	0	3	27	13	1	9	.225
03-15-22	IOWA	36	4	9	4	2	0	0	11	7	0	2	0	0	0	0	0	20	27	6	1	12	.227
*03-18-22	at San Jose State	33	2	5	2	1	1	0	8	4	0	0	0	2	0	0	0	9	24	12	1	10	.222
*03-19-22	at San Jose State	33	7	11	5	1	0	1	15	10	0	0	0	1	0	0	2	5	24	9	3	10	.228
*03-20-22	at San Jose State	36	8	9	6	0	0	3	18	5	0	4	0	0	1	0	1	4	25	5	0	7	.230
03-22-22	at UC San Diego	38	14	14	12	1	1	0	17	10	0	3	0	2	1	2	0	7	27	10	1	12	.238
*03-25-22	FRESNO STATE	28	1	4	0	0	0	0	4	5	2	2	0	1	2	0	0	13	27	7	3	8	.234
*03-26-22	FRESNO STATE	33	2	7	2	0	1	1	12	0	0	2	0	1	0	0	0	9	27	14	2	5	.233
*03-27-22	FRESNO STATE	30	0	5	0	0	0	0	5	1	0	0	2	2	0	0	0	6	27	12	1	6	.230
03-29-22	UC SAN DIEGO	30	0	4	0	0	0	0	4	2	0	3	0	2	0	0	0	7	27	10	1	7	.226
*04-01-22	at Nevada	43	13	18	12	5	0	2	29	2	0	1	0	0	0	1	1	4	27	13	1	6	.236
*04-02-22	at Nevada	39	6	13	5	2	0	1	18	5	0	2	0	4	0	0	0	9	24	6	4	15	.241
*04-03-22	at Nevada	36	6	10	5	3	0	1	16	5	0	0	1	0	0	0	0	4	24	6	4	8	.242
04-05-22	LONG BEACH STATE	28	5	6	5	1	1	1	12	5	0	1	1	0	0	1	0	6	27	8	0	5	.241
*04-08-22	SAN JOSE STATE	29	0	4	0	0	0	0	4	5	0	1	1	0	0	0	0	7	27	9	1	7	.238
*04-09-22	SAN JOSE STATE	35	8	7	7	0	1	1	12	12	0	9	2	3	0	0	0	7	30	7	3	12	.237
*04-10-22	SAN JOSE STATE	34	3	9	3	0	1	0	11	1	0	4	1	0	0	1	0	3	27	9	0	6	.238
04-12-22	at San Diego	34	3	7	3	2	0	0	9	6	0	0	0	0	1	0	0	7	24	9	1	11	.237
*04-14-22	at New Mexico	43	10	18	9	2	0	3	29	0	0	0	0	1	1	1	1	6	27	11	0	9	.244
*04-15-22	at New Mexico	43	14	18	12	1	1	0	21	3	0	8	0	3	0	1	0	4	27	8	3	9	.250
*04-16-22	at New Mexico	36	11	14	11	3	0	0	17	2	1	4	2	5	0	0	0	5	24	5	0	8	.255
04-18-22	SAN DIEGO	29	1	5	1	3	0	0	8	3	0	1	0	3	0	0	0	8	27	8	5	7	.253
04-19-22	at UC San Diego	31	2	8	2	1	0	0	9	5	0	1	2	0	1	0	0	7	24	6	0	8	.253
04-21-22	GRAND CANYON	30	2	7	2	1	0	0	8	4	0	0	1	0	1	1	0	11	27	8	4	7	.252
04-22-22	GRAND CANYON	28	2	5	2	0	0	0	5	4	0	3	0	0	0	0	0	5	27	12	2	6	.251
04-23-22	STANFORD	31	6	7	4	1	1	0	10	5	0	0	1	0	1	2	0	6	27	11	3	6	.250
04-24-22	STANFORD	31	4	8	3	2	0	0	10	6	0	1	0	1	3	0	0	11	27	15	2	10	.250
04-26-22	at Long Beach State	36	4	11	4	3	0	1	17	3	0	1	2	2	0	0	0	7	27	13	0	10	.252
*04-29-22	at Fresno State	35	8	12	8	3	0	2	21	3	1	0	0	1	3	1	1	6	27	9	0	8	.254
*04-30-22	at Fresno State	31	2	6	2	1	0	0	7	5	0	1	0	1	0	0	2	6	24	6	1	8	.253
*05-01-22	at Fresno State	36	8	9	7	2	1	1	16	3	0	1	0	2	1	0	1	7	27	12	1	7	.253
05-03-22	UC SAN DIEGO	38	6	12	6	1	0	1	16	2	0	0	0	0	0	1	0	5	27	7	3	8	.254
05-04-22	CSUN	36	2	9	2	2	0	1	14	0	0	1	0	0	0	0	0	15	27	6	5	7	.254
*05-06-22	AIR FORCE	35	8	12	8	4	0	0	16	4	1	3	2	3	2	0	0	9	27	9	5	9	.256
*05-07-22	AIR FORCE	36	12	13	10	4	1	0	19	2	0	2	2	4	0	0	0	6	27	6	0	6	.258
*05-08-22	AIR FORCE	40	7	10	6	3	0	0	13	5	0	1	0	0	1	1	0	9	36	15	1	7	.258
Totals		1689	248	436	222	71	12	25	606	202	7	75	29	61	29	16	10	384	1342	452	80	402	.258

2022 San Diego State Baseball  
 Team Game-by-Game for San Diego State (as of May 11, 2022)  
 Pitching (All games)

Date	Opponent	ip	h	r	er	bb	so	2b	3b	hr	wp	bk	hbp	dp	ibb	score	w-l	sv	era
02-18-22	vs TCU	9.0	8	5	5	9	11	3	0	0	5	0	2	1	3	3-5	0-1	0	5.00
02-19-22	vs Houston	9.0	7	3	3	4	12	1	1	0	3	1	1	0	0	4-3	1-1	1	4.00
02-20-22	vs California	8.0	10	6	5	5	10	2	0	1	1	0	1	1	0	3-6	1-2	1	4.50
Feb 22	at UC Irvine	8.0	11	13	12	5	13	1	2	1	4	0	2	0	0	3-13	1-3	1	6.62
02-25-22	HAWAII	9.0	6	1	0	1	9	1	0	0	0	0	0	1	0	7-1	2-3	2	5.23
02-26-22	UTAH	9.0	8	4	3	1	11	1	0	1	2	0	0	0	0	0-4	2-4	2	4.85
02-27-22	UTAH	7.0	5	3	3	2	8	1	0	1	0	0	3	1	0	4-3	3-4	2	4.73
02-28-22	HAWAII	15.0	11	8	8	6	21	3	0	0	2	0	8	2	0	5-8	3-5	2	4.74
03-01-22	UC IRVINE	9.0	4	3	3	8	7	2	0	1	0	0	2	1	3	2-3	3-6	2	4.55
03-04-22	ARIZONA STATE	9.0	19	13	5	5	3	4	0	4	0	0	1	0	1	5-13	3-7	2	4.60
03-05-22	ARIZONA STATE	9.0	13	6	5	2	7	3	1	2	0	0	1	2	0	4-6	3-8	2	4.63
03-06-22	ARIZONA STATE	9.0	7	3	3	4	11	1	1	1	1	0	1	1	0	4-3	4-8	3	4.50
*03-11-22	UNLV	9.0	7	5	5	3	11	1	0	2	0	1	1	0	0	2-5	4-9	3	4.54
*03-12-22	UNLV	9.0	5	4	3	7	18	2	0	0	8	0	4	1	1	3-4	4-10	3	4.43
*03-13-22	UNLV	9.0	11	10	7	7	7	2	1	1	1	0	1	1	1	8-10	4-11	3	4.60
03-15-22	IOWA	9.0	9	6	6	6	13	2	0	1	4	0	3	0	0	4-6	4-12	3	4.68
*03-18-22	at San Jose State	8.0	4	3	1	1	7	3	0	1	0	0	0	0	0	2-3	4-13	3	4.50
*03-19-22	at San Jose State	8.0	10	8	4	6	2	0	2	1	2	0	2	1	1	7-8	4-14	3	4.50
*03-20-22	at San Jose State	8.1	10	9	8	4	6	1	1	2	2	0	2	0	1	8-9	4-15	3	4.70
03-22-22	at UC San Diego	9.0	9	7	6	7	12	2	2	1	4	0	2	1	0	14-7	5-15	3	4.77
*03-25-22	FRESNO STATE	9.0	6	3	3	6	14	1	0	1	0	0	1	0	1	1-3	5-16	3	4.68
*03-26-22	FRESNO STATE	9.0	9	8	7	6	8	4	0	0	1	0	2	0	0	2-8	5-17	3	4.79
*03-27-22	FRESNO STATE	9.0	3	4	3	8	9	1	0	0	0	0	0	0	1	0-4	5-18	3	4.71
03-29-22	UC SAN DIEGO	9.0	7	4	3	8	8	1	0	0	1	0	1	2	0	0-4	5-19	3	4.64
*04-01-22	at Nevada	9.0	5	1	0	1	7	0	0	0	1	0	0	1	0	13-1	6-19	3	4.45
*04-02-22	at Nevada	8.0	8	12	8	5	11	4	1	0	3	0	4	0	1	6-12	6-20	3	4.61
*04-03-22	at Nevada	8.0	6	8	3	6	6	1	0	1	0	0	0	0	1	6-8	6-21	3	4.57
04-05-22	LONG BEACH STATE	9.0	5	1	1	5	12	2	0	0	2	0	0	0	0	5-1	7-21	3	4.44
*04-08-22	SAN JOSE STATE	9.0	7	4	4	5	12	1	0	2	1	0	1	3	0	0-4	7-22	3	4.42
*04-09-22	SAN JOSE STATE	10.0	15	11	7	10	14	2	0	2	1	0	0	0	1	8-11	7-23	3	4.49
*04-10-22	SAN JOSE STATE	9.0	9	7	7	3	6	2	0	3	1	0	0	1	0	3-7	7-24	3	4.58
04-12-22	at San Diego	8.0	5	8	4	10	8	2	0	0	3	0	0	0	0	3-8	7-25	3	4.57
*04-14-22	at New Mexico	9.0	11	3	3	2	10	3	0	0	2	0	0	2	0	10-3	8-25	3	4.53
*04-15-22	at New Mexico	9.0	15	13	10	2	6	2	0	4	1	0	1	0	0	14-13	9-25	4	4.69
*04-16-22	at New Mexico	8.0	14	8	8	6	8	3	0	4	0	0	0	0	1	11-8	10-25	5	4.80
04-18-22	SAN DIEGO	9.0	16	15	9	3	8	2	0	1	5	0	3	0	0	1-15	10-26	5	4.92
04-19-22	at UC San Diego	8.0	11	4	4	9	13	1	0	1	0	0	3	0	2	2-4	10-27	5	4.91
04-21-22	GRAND CANYON	9.0	11	7	4	2	6	2	1	0	1	0	1	0	0	2-7	10-28	5	4.88
04-22-22	GRAND CANYON	9.0	5	1	0	0	5	1	0	0	0	0	0	1	0	2-1	11-28	5	4.76
04-23-22	STANFORD	9.0	9	9	9	11	8	1	0	0	5	1	0	0	1	6-9	11-29	5	4.86
04-24-22	STANFORD	9.0	10	6	6	5	6	1	2	1	4	0	1	1	1	4-6	11-30	5	4.89
04-26-22	at Long Beach State	9.0	7	3	3	3	6	3	0	0	2	0	1	0	1	4-3	12-30	6	4.85
*04-29-22	at Fresno State	9.0	10	4	4	7	7	1	0	0	2	0	2	4	0	8-4	13-30	7	4.83
*04-30-22	at Fresno State	8.0	9	6	6	3	7	3	0	1	2	0	1	0	0	2-6	13-31	7	4.87
*05-01-22	at Fresno State	9.0	8	5	5	5	6	1	0	0	2	0	2	0	0	8-5	14-31	8	4.87
05-03-22	UC SAN DIEGO	9.0	9	9	7	3	13	2	1	1	1	0	1	0	0	6-9	14-32	8	4.92
05-04-22	CSUN	9.0	10	9	5	5	7	2	0	0	2	0	1	1	1	2-9	14-33	8	4.92
*05-06-22	AIR FORCE	9.0	11	10	7	5	12	2	0	0	3	0	2	1	0	8-10	14-34	8	4.96
*05-07-22	AIR FORCE	9.0	4	0	0	0	7	2	0	0	0	0	0	0	0	12-0	15-34	8	4.86
*05-08-22	AIR FORCE	12.0	10	6	6	3	15	2	0	2	1	0	4	0	1	7-6	16-34	8	4.85
Totals		447.1	439	309	241	240	464	91	16	45	86	3	69	31	24	248-309	16-34	8	4.85

2022 San Diego State Baseball  
Overall Statistics for San Diego State (as of May 11, 2022)  
(All games Sorted by Batting avg)

Record: 16-34 Home: 7-23 Away: 8-9 Neutral: 1-2 MW: 8-16

Player	avg	gp-gs	ab	r	h	2b	3b	hr	rbi	tb	slg%	bb	hp	so	gdp	ob%	sf	sh	sb-att	po	a	e	fld%	
8 CARRIGG, Cole	.393	48-47	191	31	75	11	1	2	34	94	.492	10	3	26	2	.429	1	5	19-27	111	84	10	.951	
24 RUIZ, Poncho	.306	49-49	186	38	57	10	1	5	30	84	.452	30	7	39	1	.418	2	0	4-5	364	43	10	.976	
1 MILLER, Caden	.289	49-48	180	24	52	3	3	2	23	67	.372	23	11	37	0	.398	2	3	13-15	62	115	12	.937	
14 WEEMS, Irvin	.262	40-34	130	21	34	5	1	3	17	50	.385	18	7	22	0	.378	1	3	14-18	96	0	1	.990	
21 LEONHARDT, Brian	.247	48-45	166	24	41	7	0	5	32	63	.380	15	3	32	2	.314	4	1	1-3	191	16	4	.981	
-----																								
28 FONDTAIN, TJ	.350	22-20	40	6	14	6	1	2	9	28	.700	3	1	15	0	.409	0	0	0-2	7	10	1	.944	
42 MONTOYA, Shaun	.304	36-33	115	16	35	3	1	0	10	40	.348	14	2	23	0	.389	0	6	5-8	66	2	2	.971	
10 BETHANCOURT, Tino	.248	41-40	117	20	29	5	1	1	12	39	.333	27	8	30	2	.416	2	1	6-7	135	44	7	.962	
18 GLOWACKI, Tyler	.248	35-30	113	11	28	5	0	0	11	33	.292	16	3	20	1	.351	2	2	1-3	54	1	2	.965	
45 SIPE, Evan	.200	7-2	10	1	2	1	0	0	2	3	.300	1	1	5	0	.333	0	0	0-0	21	1	1	.957	
15 CARTER, Xavier	.182	25-16	55	10	10	1	1	0	6	13	.236	6	3	11	0	.292	1	0	1-1	30	0	0	1.000	
48 GIANNOLA, Johnny	.181	36-23	94	12	17	3	2	2	9	30	.319	9	4	24	0	.280	0	1	6-9	26	0	1	.963	
46 HAZELHURST, Trevor	.159	19-8	44	8	7	0	0	2	4	13	.295	6	0	17	1	.260	0	0	0-0	53	1	1	.982	
41 JOHNSON, Deron	.157	29-12	70	6	11	4	0	1	4	18	.257	9	0	17	1	.253	0	1	1-1	44	10	1	.982	
12 FOXCROFT, Max	.156	16-7	32	6	5	2	0	0	7	7	.219	0	2	9	0	.206	0	1	0-0	2	11	4	.765	
13 RODRIGUEZ, Alex	.152	28-24	66	5	10	3	0	0	5	13	.197	3	3	29	0	.222	0	3	1-2	32	35	4	.944	
3 LEBEAU, Kenny	.132	16-10	38	7	5	2	0	0	4	7	.184	6	2	11	0	.277	1	1	0-0	11	22	2	.943	
9 RHEE, Charlie	.129	22-10	31	2	4	0	0	0	3	4	.129	6	1	8	0	.289	0	1	3-3	14	7	2	.913	
31 BUTCHER, Blake	.000	4-3	6	0	0	0	0	0	0	0	.000	0	0	4	0	.000	0	0	0-0	1	4	1	.833	
2 ZAVOREK, Brady	.000	2-1	3	0	0	0	0	0	0	0	.000	0	0	3	0	.000	0	0	0-0	0	0	0	.000	
5 PYATT, Fisher	.000	2-0	2	0	0	0	0	0	0	0	.000	0	0	2	0	.000	0	0	0-0	0	1	0	1.000	
35 JACKSON, Julian	.000	6-0	0	0	0	0	0	0	0	0	.000	0	0	0	0	.000	0	0	0-0	1	1	0	1.000	
39 MELTON, Troy	.000	10-9	0	0	0	0	0	0	0	0	.000	0	0	0	0	.000	0	0	0-0	3	8	0	1.000	
26 SERRANO, Omar	.000	9-2	0	0	0	0	0	0	0	0	.000	0	0	0	0	.000	0	0	0-0	0	0	0	.000	
47 ARMSTRONG, Eldridge	.000	13-2	0	0	0	0	0	0	0	0	.000	0	0	0	0	.000	0	0	0-0	1	1	0	1.000	
38 FAULKES, Ryan	.000	5-1	0	0	0	0	0	0	0	0	.000	0	0	0	0	.000	0	0	0-0	0	2	1	.667	
11 JONES, Avery	.000	14-0	0	0	0	0	0	0	0	0	.000	0	0	0	0	.000	0	0	0-0	1	3	0	1.000	
23 GUZMAN, Jonny	.000	20-1	0	0	0	0	0	0	0	0	.000	0	0	0	0	.000	0	0	0-0	2	3	1	.833	
36 FLORES, Jacob	.000	17-6	0	0	0	0	0	0	0	0	.000	0	0	0	0	.000	0	0	0-0	3	4	2	.778	
25 HARGETT, Hunter	.000	8-0	0	0	0	0	0	0	0	0	.000	0	0	0	0	.000	0	0	0-0	0	0	0	.000	
30 CRANTON, Hunter	.000	6-1	0	0	0	0	0	0	0	0	.000	0	0	0	0	.000	0	0	0-0	1	0	0	1.000	
50 SAUER, Kelena	.000	17-7	0	0	0	0	0	0	0	0	.000	0	0	0	0	.000	0	0	0-0	3	7	6	.625	
29 BRODELL, Robert	.000	12-0	0	0	0	0	0	0	0	0	.000	0	0	0	0	.000	0	0	0-0	2	2	3	.571	
40 BERCOVICH, Jadon	.000	14-0	0	0	0	0	0	0	0	0	.000	0	0	0	0	.000	0	0	0-0	2	5	0	1.000	
27 INGRASSIA, Joseph	.000	5-0	0	0	0	0	0	0	0	0	.000	0	0	0	0	.000	0	0	0-0	0	1	0	1.000	
32 TIBBETT, Ricky	.000	20-0	0	0	0	0	0	0	0	0	.000	0	0	0	0	.000	0	0	0-0	0	3	1	.750	
22 CANADA, Chris	.000	13-6	0	0	0	0	0	0	0	0	.000	0	0	0	0	.000	0	0	0-0	3	5	0	1.000	
Totals	.258	50	1689	248	436	71	12	25	222	606	.359	202	61	384	10	.355	16	29	75-104	1342	452	80	.957	
Opponents	.254	50	1726	309	439	91	16	45	273	697	.404	240	69	464	6	.365	17	25	37-52	1348	518	53	.972	

LOB - Team (402), Opp (426). DPs turned - Team (31), Opp (32). CI - Team (0), Opp (1). IBB - Team (7), RUIZ, P. 3, CARRIGG 2, GIANNOLA 1, LEONHARDT 1, Opp (24). Picked off - CARRIGG 2, MONTOYA, S. 2, RODRIGUEZ, A. 1, WEEMS, I. 1, BETHANCOURT 1, RUIZ, P. 1.

2022 San Diego State Baseball  
Overall Statistics for San Diego State (as of May 11, 2022)  
(All games Sorted by Earned run avg)

Player	era	w-l	app	gs	cg	sho	sv	ip	h	r	er	bb	so	2b	3b	hr	b/avg	wp	hp	bk	sfa	sha
39 MELTON, Troy	1.55	4-2	9	9	1	0/0	0	52.1	43	14	9	13	56	9	0	1	.222	2	4	0	2	3
28 FONDTAIN, TJ	4.91	2-6	12	11	1	1/0	0	58.2	55	41	32	25	48	10	0	9	.240	3	4	1	1	2
-----																						
40 BERCOVICH, Jadon	2.35	1-2	14	0	0	0/0	1	23.0	16	9	6	6	31	4	1	0	.195	2	5	1	0	2
29 BRODELL, Robert	3.72	1-1	12	0	0	0/0	0	19.1	21	17	8	12	11	7	0	1	.269	5	2	0	0	2
23 GUZMAN, Jonny	3.78	1-3	20	1	0	0/0	2	33.1	24	19	14	19	47	7	0	3	.203	8	6	0	2	4
47 ARMSTRONG, Eldridge	3.80	1-0	13	2	0	0/0	0	23.2	29	10	10	10	25	5	0	5	.326	6	3	0	1	3
30 CRANTON, Hunter	3.86	0-1	6	1	0	0/0	0	9.1	8	5	4	3	13	4	1	1	.216	3	0	0	0	0
35 JACKSON, Julian	4.66	0-0	6	0	0	0/0	0	9.2	8	6	5	8	8	0	1	1	.222	4	2	0	1	1
22 CANADA, Chris	4.72	2-0	13	6	0	0/0	0	40.0	36	21	21	26	37	6	1	4	.247	9	8	0	3	1
36 FLORES, Jacob	5.49	1-4	17	6	0	0/0	0	41.0	46	32	25	24	41	10	3	5	.279	6	3	0	1	1
50 SAUER, Kelena	5.53	2-6	17	7	0	0/0	4	40.2	41	35	25	25	42	7	4	4	.256	15	11	0	1	2
11 JONES, Avery	5.66	0-0	14	0	0	0/0	0	20.2	16	13	13	10	13	3	1	0	.225	2	3	0	2	1
32 TIBBETT, Ricky	5.74	1-1	20	0	0	0/0	1	31.1	38	21	20	16	28	6	1	7	.292	2	1	0	0	2
25 HARGETT, Hunter	6.14	0-1	8	0	0	0/0	0	7.1	6	8	5	9	16	0	0	2	.214	4	6	1	0	0
26 SERRANO, Omar	8.40	0-3	9	2	0	0/0	0	15.0	15	19	14	18	19	3	0	1	.254	5	4	0	1	0
27 INGRASSIA, Joseph	8.53	0-0	5	0	0	0/0	0	6.1	8	6	6	5	8	3	1	0	.308	3	1	0	0	0
21 LEONHARDT, Brian	10.57	0-2	4	3	0	0/0	0	7.2	14	15	9	5	10	4	0	0	.359	3	3	0	1	0
38 FAULKS, Ryan	11.57	0-1	5	1	0	0/0	0	7.0	11	12	9	3	9	1	2	0	.344	4	3	0	1	1
8 CARRIGG, Cole	54.00	0-1	1	1	0	0/0	0	1.0	4	6	6	3	2	2	0	1	.571	0	0	0	0	0
Totals	4.85	16-34	50	50	2	1/0	8	447.1	439	309	241	240	464	91	16	45	.254	86	69	3	17	25
Opponents	4.17	34-16	50	50	0	4/4	18	449.1	436	248	208	202	384	71	12	25	.258	50	61	7	16	29

PB - Team (16), RUIZ, P. 9, JOHNSON, D. 3, CARRIGG 3, SIPE, E. 1, Opp (6). Pickoffs - Team (4), RUIZ, P. 3, FONDTAIN 1, Opp (8). SBA/ATT - RUIZ, P. (32-44), ARMSTRONG, E. (2-7), MELTON (5-6), SERRANO, O. (4-5), GUZMAN, J. (5-5), SAUER (3-5), CANADA, C. (2-4), FONDTAIN (3-4), JOHNSON, D. (3-4), TIBBETT (3-3), HARGETT, H. (2-2), JONES, Av. (0-2), CRANTON, H. (2-2), CARRIGG (2-2), JACKSON, JI. (2-2), BRODELL, R. (1-1), SIPE, E. (1-1), FLORES, J. (0-1), BERCOVICH (1-1), LEONHARDT (1-1).



2022 San Diego State Baseball  
Overall Statistics for San Diego State (as of May 11, 2022)  
(All games Sorted by Fielding pct)

Player	c	po	a	e	fld%	dp	sba	csb	sba%	pb	ci
15 CARTER, Xavier	30	30	0	0	1.000	0	0	0	---	0	0
39 MELTON, Troy	11	3	8	0	1.000	2	5	1	.833	0	0
22 CANADA, Chris	8	3	5	0	1.000	0	2	2	.500	0	0
40 BERCOVICH, Jadon	7	2	5	0	1.000	0	1	0	1.000	0	0
11 JONES, Avery	4	1	3	0	1.000	1	0	2	.000	0	0
47 ARMSTRONG, Eldridge	2	1	1	0	1.000	0	2	5	.286	0	0
35 JACKSON, Julian	2	1	1	0	1.000	0	2	0	1.000	0	0
5 PYATT, Fisher	1	0	1	0	1.000	0	0	0	---	0	0
30 CRANTON, Hunter	1	1	0	0	1.000	0	2	0	1.000	0	0
27 INGRASSIA, Joseph	1	0	1	0	1.000	0	0	0	---	0	0
14 WEEMS, Irvin	97	96	0	1	.990	0	0	0	---	0	0
41 JOHNSON, Deron	55	44	10	1	.982	2	3	1	.750	3	0
46 HAZELHURST, Trevor	55	53	1	1	.982	2	0	0	---	0	0
21 LEONHARDT, Brian	211	191	16	4	.981	16	1	0	1.000	0	0
24 RUIZ, Poncho	417	364	43	10	.976	2	32	12	.727	9	0
42 MONTOYA, Shaun	70	66	2	2	.971	0	0	0	---	0	0
18 GLOWACKI, Tyler	57	54	1	2	.965	1	0	0	---	0	0
48 GIANNOLA, Johnny	27	26	0	1	.963	0	0	0	---	0	0
10 BETHANCOURT, Tino	186	135	44	7	.962	10	0	0	---	0	0
45 SIPE, Evan	23	21	1	1	.957	0	1	0	1.000	1	0
8 CARRIGG, Cole	205	111	84	10	.951	16	2	0	1.000	3	0
28 FONDTAIN, TJ	18	7	10	1	.944	0	3	1	.750	0	0
13 RODRIGUEZ, Alex	71	32	35	4	.944	5	0	0	---	0	0
3 LEBEAU, Kenny	35	11	22	2	.943	3	0	0	---	0	0
1 MILLER, Caden	189	62	115	12	.937	15	0	0	---	0	0
9 RHEE, Charlie	23	14	7	2	.913	1	0	0	---	0	0
31 BUTCHER, Blake	6	1	4	1	.833	0	0	0	---	0	0
23 GUZMAN, Jonny	6	2	3	1	.833	0	5	0	1.000	0	0
36 FLORES, Jacob	9	3	4	2	.778	0	0	1	.000	0	0
12 FOXCROFT, Max	17	2	11	4	.765	0	0	0	---	0	0
32 TIBBETT, Ricky	4	0	3	1	.750	0	3	0	1.000	0	0
38 FAULKS, Ryan	3	0	2	1	.667	0	0	0	---	0	0
50 SAUER, Kelena	16	3	7	6	.625	1	3	2	.600	0	0
29 BRODELL, Robert	7	2	2	3	.571	1	1	0	1.000	0	0
26 SERRANO, Omar	0	0	0	0	.000	0	4	1	.800	0	0
25 HARGETT, Hunter	0	0	0	0	.000	0	2	0	1.000	0	0
2 ZAVOREK, Brady	0	0	0	0	.000	0	0	0	---	0	0
Totals	1874	1342	452	80	.957	31	37	15	.712	16	0
Opponents	1919	1348	518	53	.972	32	75	29	.721	6	1

Hitting minimums - 1 Games 2.5 AB/Game  
Pitching minimums - 1 Games 1.0 IP/Game

2022 San Diego State Baseball  
Conference statistics for San Diego State (as of May 11, 2022)  
(MW games only Sorted by Batting avg)

Record: 8-16 Home: 2-10 Away: 6-6 MW: 8-16

Player	avg	gp-gs	ab	r	h	2b	3b	hr	rbi	tb	slg%	bb	hp	so	gdp	ob%	sf	sh	sb-att	po	a	e	fld%	
8 CARRIGG, Cole	.440	23-23	100	22	44	5	1	1	21	54	.540	4	2	11	1	.467	1	1	15-22	46	47	3	.969	
42 MONTOYA, Shaun	.413	17-17	63	11	26	1	1	0	9	29	.460	5	2	8	0	.471	0	4	4-5	38	1	2	.951	
14 WEEMS, Irvin	.324	21-17	71	13	23	3	1	1	13	31	.437	9	6	8	0	.442	0	1	14-17	51	0	1	.981	
24 RUIZ, Poncho	.319	24-24	94	24	30	7	1	4	18	51	.543	15	5	20	1	.435	1	0	1-1	186	19	6	.972	
1 MILLER, Caden	.237	23-23	93	12	22	1	1	1	6	28	.301	10	5	18	0	.343	0	1	5-6	25	61	9	.905	
21 LEONHARDT, Brian	.235	23-21	81	14	19	5	0	4	23	36	.444	8	3	11	2	.313	4	0	0-0	105	11	1	.991	
-----																								
28 FONDTAIN, TJ	.478	12-11	23	5	11	5	1	1	7	21	.913	1	0	7	0	.500	0	0	0-0	7	3	0	1.000	
10 BETHANCOURT, Tino	.340	17-16	47	10	16	2	1	1	6	23	.489	13	4	10	2	.516	0	1	4-4	34	23	3	.950	
18 GLOWACKI, Tyler	.250	16-15	52	7	13	1	0	0	4	14	.269	8	2	5	1	.365	1	2	1-3	26	1	1	.964	
12 FOXCROFT, Max	.250	8-3	16	3	4	2	0	0	6	6	.375	0	1	3	0	.294	0	1	0-0	0	4	1	.800	
45 SIPE, Evan	.250	2-1	4	1	1	1	0	0	2	2	.500	0	0	2	0	.250	0	0	0-0	8	1	0	1.000	
15 CARTER, Xavier	.200	12-8	30	7	6	1	0	0	2	7	.233	2	3	4	0	.314	0	0	1-1	14	0	0	1.000	
9 RHEE, Charlie	.200	8-5	15	2	3	0	0	0	1	3	.200	5	1	3	0	.429	0	0	2-2	5	4	1	.900	
48 GIANNOLA, Johnny	.188	17-12	48	5	9	2	1	2	6	19	.396	3	1	13	0	.250	0	0	3-4	10	0	0	1.000	
46 HAZELHURST, Trevor	.174	10-5	23	6	4	0	0	1	2	7	.304	4	0	8	1	.296	0	0	0-0	47	1	1	.980	
41 JOHNSON, Deron	.136	16-8	44	3	6	2	0	1	2	11	.250	3	0	11	1	.191	0	1	0-0	16	1	0	1.000	
13 RODRIGUEZ, Alex	.120	10-8	25	2	3	3	0	0	3	6	.240	1	1	9	0	.185	0	0	0-0	8	8	1	.941	
3 LEBEAU, Kenny	.067	7-5	15	2	1	1	0	0	0	2	.133	2	0	4	0	.176	0	1	0-0	2	5	1	.875	
35 JACKSON, Julian	.000	1-0	0	0	0	0	0	0	0	0	.000	0	0	0	0	.000	0	0	0-0	0	0	0	.000	
26 SERRANO, Omar	.000	1-0	0	0	0	0	0	0	0	0	.000	0	0	0	0	.000	0	0	0-0	0	0	0	.000	
22 CANADA, Chris	.000	5-4	0	0	0	0	0	0	0	0	.000	0	0	0	0	.000	0	0	0-0	2	4	0	1.000	
27 INGRASSIA, Joseph	.000	1-0	0	0	0	0	0	0	0	0	.000	0	0	0	0	.000	0	0	0-0	0	0	0	.000	
29 BRODELL, Robert	.000	5-0	0	0	0	0	0	0	0	0	.000	0	0	0	0	.000	0	0	0-0	1	0	1	.500	
11 JONES, Avery	.000	7-0	0	0	0	0	0	0	0	0	.000	0	0	0	0	.000	0	0	0-0	1	1	0	1.000	
36 FLORES, Jacob	.000	11-1	0	0	0	0	0	0	0	0	.000	0	0	0	0	.000	0	0	0-0	1	1	0	1.000	
40 BERCOVICH, Jadon	.000	6-0	0	0	0	0	0	0	0	0	.000	0	0	0	0	.000	0	0	0-0	0	2	0	1.000	
30 CRANTON, Hunter	.000	2-0	0	0	0	0	0	0	0	0	.000	0	0	0	0	.000	0	0	0-0	0	0	0	.000	
23 GUZMAN, Jonny	.000	12-0	0	0	0	0	0	0	0	0	.000	0	0	0	0	.000	0	0	0-0	2	2	1	.800	
50 SAUER, Kelena	.000	9-4	0	0	0	0	0	0	0	0	.000	0	0	0	0	.000	0	0	0-0	2	3	3	.625	
32 TIBBETT, Ricky	.000	11-0	0	0	0	0	0	0	0	0	.000	0	0	0	0	.000	0	0	0-0	0	2	1	.667	
39 MELTON, Troy	.000	9-8	0	0	0	0	0	0	0	0	.000	0	0	0	0	.000	0	0	0-0	3	8	0	1.000	
47 ARMSTRONG, Eldridge	.000	4-0	0	0	0	0	0	0	0	0	.000	0	0	0	0	.000	0	0	0-0	0	0	0	.000	
Totals	.286	24	844	149	241	42	8	17	131	350	.415	93	36	155	9	.378	7	13	50-65	640	213	37	.958	
Opponents	.249	24	830	152	207	44	5	27	138	342	.412	111	30	216	6	.355	8	10	15-19	651	246	31	.967	

LOB - Team (193), Opp (197). DPs turned - Team (15), Opp (16). IBB - Team (5), RUIZ, P. 2, CARRIGG 2, LEONHARDT 1, Opp (11).  
Picked off - MONTOYA, S. 2, CARRIGG 1, BETHANCOURT 1.

(MW games only Sorted by Earned run avg)

Player	era	w-l	app	gs	cg	sho	sv	ip	h	r	er	bb	so	2b	3b	hr	b/avg	wp	hp	bk	sfa	sha		
39 MELTON, Troy	1.87	3-2	8	8	0	0/0	0	43.1	38	13	9	13	51	8	0	1	.235	2	4	0	2	3		
22 CANADA, Chris	5.47	1-0	5	4	0	0/0	0	24.2	19	15	15	16	22	4	0	3	.221	4	7	0	3	0		
28 FONDTAIN, TJ	5.49	1-4	8	7	1	1/0	0	39.1	39	32	24	17	32	8	0	7	.248	2	2	1	1	2		
-----																								
21 LEONHARDT, Brian	0.00	0-0	1	0	0	0/0	0	0.0	1	0	0	0	0	0	0	0	1.000	1	0	0	0	0		
30 CRANTON, Hunter	3.00	0-0	2	0	0	0/0	0	3.0	3	2	1	1	6	2	1	0	.231	2	0	0	0	0		
29 BRODELL, Robert	3.38	0-0	5	0	0	0/0	0	5.1	5	4	2	1	1	2	0	0	.227	0	0	0	0	0		
23 GUZMAN, Jonny	3.50	0-1	12	0	0	0/0	1	18.0	13	11	7	10	24	5	0	2	.194	2	2	0	0	2		
40 BERCOVICH, Jadon	3.86	0-2	6	0	0	0/0	0	9.1	11	7	4	5	13	2	1	0	.282	2	2	0	0	1		
35 JACKSON, Julian	4.50	0-0	1	0	0	0/0	0	2.0	0	1	1	2	3	0	0	0	.000	2	1	0	0	0		
11 JONES, Avery	5.91	0-0	7	0	0	0/0	0	10.2	8	7	7	5	9	2	0	0	.222	0	1	0	1	0		
32 TIBBETT, Ricky	6.11	1-0	11	0	0	0/0	0	17.2	22	13	12	8	16	1	1	6	.293	1	0	0	0	1		
50 SAUER, Kelena	7.08	1-4	9	4	0	0/0	3	20.1	21	24	16	18	20	4	1	1	.259	12	11	0	1	1		
36 FLORES, Jacob	8.40	0-2	11	1	0	0/0	0	15.0	18	14	14	10	13	6	1	3	.290	4	0	0	0	0		
47 ARMSTRONG, Eldridge	9.82	1-0	4	0	0	0/0	0	3.2	6	4	4	1	5	0	0	4	.353	0	0	0	0	0		
27 INGRASSIA, Joseph	27.00	0-0	1	0	0	0/0	0	0.2	1	2	2	1	1	0	0	0	.333	0	0	0	0	0		
26 SERRANO, Omar	27.00	0-1	1	0	0	0/0	0	0.1	2	3	1	3	0	0	0	0	.667	0	0	0	0	0		
Totals	5.02	8-16	24	24	1	1/0	4	213.1	207	152	119	111	216	44	5	27	.249	34	30	1	8	10		
Opponents	5.14	16-8	24	24	0	2/2	10	217.0	241	149	124	93	155	42	8	17	.286	32	36	4	7	13		

PB - Team (5), RUIZ, P. 4, SIPE, E. 1, Opp (4). Pickoffs - Team (1), RUIZ, P. 1, Opp (4). SBA/ATT - RUIZ, P. (15-18), MELTON (5-5), GUZMAN, J. (4-4), CANADA, C. (1-3), JONES, Av. (0-2), FONDTAIN (2-2), BRODELL, R. (1-1), CRANTON, H. (1-1), TIBBETT (1-1).

2022 San Diego State Baseball  
 Conference statistics for San Diego State (as of May 11, 2022)  
 (MW games only Sorted by Fielding pct)

Player	c	po	a	e	fld%	dp	sba	csb	sba%	pb	ci
41 JOHNSON, Deron	17	16	1	0	1.000	1	0	0	---	0	0
15 CARTER, Xavier	14	14	0	0	1.000	0	0	0	---	0	0
39 MELTON, Troy	11	3	8	0	1.000	2	5	0	1.000	0	0
28 FONDTAIN, TJ	10	7	3	0	1.000	0	2	0	1.000	0	0
48 GIANNOLA, Johnny	10	10	0	0	1.000	0	0	0	---	0	0
45 SIPE, Evan	9	8	1	0	1.000	0	0	0	---	1	0
22 CANADA, Chris	6	2	4	0	1.000	0	1	2	.333	0	0
40 BERCOVICH, Jadon	2	0	2	0	1.000	0	0	0	---	0	0
11 JONES, Avery	2	1	1	0	1.000	0	0	2	.000	0	0
36 FLORES, Jacob	2	1	1	0	1.000	0	0	0	---	0	0
21 LEONHARDT, Brian	117	105	11	1	.991	11	0	0	---	0	0
14 WEEMS, Irvin	52	51	0	1	.981	0	0	0	---	0	0
46 HAZELHURST, Trevor	49	47	1	1	.980	1	0	0	---	0	0
24 RUIZ, Poncho	211	186	19	6	.972	1	15	3	.833	4	0
8 CARRIGG, Cole	96	46	47	3	.969	9	0	0	---	0	0
18 GLOWACKI, Tyler	28	26	1	1	.964	1	0	0	---	0	0
42 MONTOYA, Shaun	41	38	1	2	.951	0	0	0	---	0	0
10 BETHANCOURT, Tino	60	34	23	3	.950	3	0	0	---	0	0
13 RODRIGUEZ, Alex	17	8	8	1	.941	1	0	0	---	0	0
1 MILLER, Caden	95	25	61	9	.905	8	0	0	---	0	0
9 RHEE, Charlie	10	5	4	1	.900	1	0	0	---	0	0
3 LEBEAU, Kenny	8	2	5	1	.875	0	0	0	---	0	0
23 GUZMAN, Jonny	5	2	2	1	.800	0	4	0	1.000	0	0
12 FOXCROFT, Max	5	0	4	1	.800	0	0	0	---	0	0
32 TIBBETT, Ricky	3	0	2	1	.667	0	1	0	1.000	0	0
50 SAUER, Kelena	8	2	3	3	.625	1	0	0	---	0	0
29 BRODELL, Robert	2	1	0	1	.500	0	1	0	1.000	0	0
27 INGRASSIA, Joseph	0	0	0	0	.000	0	0	0	---	0	0
26 SERRANO, Omar	0	0	0	0	.000	0	0	0	---	0	0
47 ARMSTRONG, Eldridge	0	0	0	0	.000	0	0	0	---	0	0
30 CRANTON, Hunter	0	0	0	0	.000	0	1	0	1.000	0	0
35 JACKSON, Julian	0	0	0	0	.000	0	0	0	---	0	0
Totals	890	640	213	37	.958	15	15	4	.789	5	0
Opponents	928	651	246	31	.967	16	50	15	.769	4	0

Hitting minimums - 1 Games 2.5 AB/Game  
 Pitching minimums - 1 Games 1.0 IP/Game

2022 San Diego State Baseball  
Miscellaneous Stats for San Diego State (as of May 11, 2022)  
(All games)

Multiple Hit Games	2	3	4	5+	Total
8 CARRIGG, Cole	14	7	1	1	23
1 MILLER, Caden	14	1	-	-	15
24 RUIZ, Poncho	9	3	1	-	13
21 LEONHARDT, Brian	12	1	-	-	13
42 MONTOYA, Shaun	10	-	2	-	12
14 WEEMS, Irvin	8	2	-	-	10
18 GLOWACKI, Tyler	3	3	-	-	6
48 GIANNOLA, Johnny	5	-	-	-	5
28 FONDTAIN, TJ	3	2	-	-	5
10 BETHANCOURT, Tin	3	1	-	-	4
41 JOHNSON, Deron	2	-	-	-	2
15 CARTER, Xavier	2	-	-	-	2
46 HAZELHURST, Trev	-	1	-	-	1
13 RODRIGUEZ, Alex	-	1	-	-	1
TEAM	85	22	4	1	112

Multiple RBI Games	2	3	4	5+	Total
8 CARRIGG, Cole	8	2	1	-	11
21 LEONHARDT, Brian	4	2	1	1	8
24 RUIZ, Poncho	7	-	-	-	7
14 WEEMS, Irvin	4	1	-	-	5
1 MILLER, Caden	3	1	1	-	5
42 MONTOYA, Shaun	3	-	-	-	3
41 JOHNSON, Deron	2	-	-	-	2
12 FOXCROFT, Max	2	-	-	-	2
28 FONDTAIN, TJ	1	1	-	-	2
48 GIANNOLA, Johnny	2	-	-	-	2
13 RODRIGUEZ, Alex	1	-	-	-	1
3 LEBEAU, Kenny	1	-	-	-	1
45 SIPE, Evan	1	-	-	-	1
15 CARTER, Xavier	1	-	-	-	1
9 RHEE, Charlie	1	-	-	-	1
10 BETHANCOURT, Tin	1	-	-	-	1
18 GLOWACKI, Tyler	-	1	-	-	1
TEAM	42	8	3	1	54

Hitting Streaks	Longest	Current
8 CARRIGG, Cole	11	11
24 RUIZ, Poncho	11	1
21 LEONHARDT, Brian	8	-
1 MILLER, Caden	8	3
10 BETHANCOURT, Tin	7	2
14 WEEMS, Irvin	6	1
42 MONTOYA, Shaun	5	1
28 FONDTAIN, TJ	4	3
18 GLOWACKI, Tyler	4	2
41 JOHNSON, Deron	3	-
12 FOXCROFT, Max	3	-
13 RODRIGUEZ, Alex	2	1
46 HAZELHURST, Trev	2	1
3 LEBEAU, Kenny	2	-
48 GIANNOLA, Johnny	2	-
15 CARTER, Xavier	2	-
9 RHEE, Charlie	1	-
45 SIPE, Evan	1	1

Reached Base Streaks	Longest	Current
14 WEEMS, Irvin	20	1
24 RUIZ, Poncho	20	20
10 BETHANCOURT, Tin	17	3
1 MILLER, Caden	13	3
8 CARRIGG, Cole	13	11
21 LEONHARDT, Brian	12	5
18 GLOWACKI, Tyler	10	2
42 MONTOYA, Shaun	9	1
41 JOHNSON, Deron	6	-
3 LEBEAU, Kenny	6	-
15 CARTER, Xavier	4	2
13 RODRIGUEZ, Alex	4	1
28 FONDTAIN, TJ	4	3
12 FOXCROFT, Max	4	-
48 GIANNOLA, Johnny	3	-
46 HAZELHURST, Trev	3	3
45 SIPE, Evan	3	1
9 RHEE, Charlie	2	-

2022 San Diego State Baseball  
 Miscellaneous Stats for San Diego State (as of May 11, 2022)  
 (All games)

Starting Lineup By Position  
 (Team W-L record when starter)

PITCHER:		
28 FONDTAIN, TJ	11	(3-8)
39 MELTON, Troy	9	(4-5)
50 SAUER, Kelena	7	(1-6)
22 CANADA, Chris	6	(4-2)
36 FLORES, Jacob	6	(3-3)
21 LEONHARDT, Bria	3	(0-3)
47 ARMSTRONG, Eldr	2	(1-1)
26 SERRANO, Omar	2	(0-2)
38 FAULKS, Ryan	1	(0-1)
23 GUZMAN, Jonny	1	(0-1)
8 CARRIGG, Cole	1	(0-1)
30 CRANTON, Hunter	1	(0-1)
CATCHER:		
24 RUIZ, Poncho	40	(13-27)
8 CARRIGG, Cole	5	(1-4)
41 JOHNSON, Deron	3	(1-2)
45 SIPE, Evan	2	(1-1)
FIRST BASE:		
21 LEONHARDT, Bria	28	(11-17)
10 BETHANCOURT, Ti	16	(3-13)
46 HAZELHURST, Tre	5	(1-4)
41 JOHNSON, Deron	1	(1-0)
SECOND BASE:		
1 MILLER, Caden	16	(7-9)
8 CARRIGG, Cole	14	(3-11)
13 RODRIGUEZ, Alex	14	(4-10)
9 RHEE, Charlie	2	(0-2)
3 LEBEAU, Kenny	2	(1-1)
12 FOXCROFT, Max	2	(1-1)
THIRD BASE:		
10 BETHANCOURT, Ti	24	(10-14)
13 RODRIGUEZ, Alex	10	(3-7)
3 LEBEAU, Kenny	8	(0-8)
12 FOXCROFT, Max	5	(2-3)
31 BUTCHER, Blake	3	(1-2)
SHORTSTOP:		
1 MILLER, Caden	32	(8-24)
8 CARRIGG, Cole	18	(8-10)
LEFT FIELD:		
48 GIANNOLA, Johnn	17	(5-12)
15 CARTER, Xavier	13	(3-10)
18 GLOWACKI, Tyler	10	(6-4)
9 RHEE, Charlie	7	(1-6)
46 HAZELHURST, Tre	2	(1-1)
28 FONDTAIN, TJ	1	(0-1)
CENTER FIELD:		
14 WEEMS, Irvin	31	(11-20)
42 MONTOYA, Shaun	10	(3-7)
8 CARRIGG, Cole	9	(2-7)
RIGHT FIELD:		
42 MONTOYA, Shaun	23	(8-15)
18 GLOWACKI, Tyler	20	(5-15)
14 WEEMS, Irvin	3	(1-2)
15 CARTER, Xavier	3	(1-2)
9 RHEE, Charlie	1	(1-0)
DESIGNATED HITTER:		
21 LEONHARDT, Bria	15	(4-11)
28 FONDTAIN, TJ	9	(5-4)
24 RUIZ, Poncho	9	(3-6)
41 JOHNSON, Deron	8	(1-7)
48 GIANNOLA, Johnn	6	(2-4)
8 CARRIGG, Cole	1	(0-1)
2 ZAVOREK, Brady	1	(0-1)
46 HAZELHURST, Tre	1	(1-0)

Starting Lineup By Lineup Spot  
 (Team W-L record when starter)

LEADOFF:		
1 MILLER, Caden	34	(9-25)
14 WEEMS, Irvin	16	(7-9)
2ND SPOT:		
42 MONTOYA, Shaun	25	(9-16)
8 CARRIGG, Cole	14	(2-12)
18 GLOWACKI, Tyler	7	(3-4)
1 MILLER, Caden	2	(2-0)
48 GIANNOLA, Johnn	1	(0-1)
14 WEEMS, Irvin	1	(0-1)
3RD SPOT:		
24 RUIZ, Poncho	47	(15-32)
8 CARRIGG, Cole	3	(1-2)
CLEANUP:		
8 CARRIGG, Cole	27	(10-17)
21 LEONHARDT, Bria	9	(3-6)
48 GIANNOLA, Johnn	8	(1-7)
24 RUIZ, Poncho	2	(1-1)
28 FONDTAIN, TJ	2	(1-1)
41 JOHNSON, Deron	2	(0-2)
5TH SPOT:		
21 LEONHARDT, Bria	17	(5-12)
10 BETHANCOURT, Ti	8	(3-5)
18 GLOWACKI, Tyler	7	(1-6)
48 GIANNOLA, Johnn	6	(3-3)
41 JOHNSON, Deron	5	(1-4)
14 WEEMS, Irvin	2	(2-0)
28 FONDTAIN, TJ	2	(0-2)
15 CARTER, Xavier	2	(0-2)
46 HAZELHURST, Tre	1	(1-0)
6TH SPOT:		
10 BETHANCOURT, Ti	8	(3-5)
18 GLOWACKI, Tyler	7	(2-5)
21 LEONHARDT, Bria	6	(5-1)
14 WEEMS, Irvin	5	(0-5)
46 HAZELHURST, Tre	4	(2-2)
9 RHEE, Charlie	4	(0-4)
15 CARTER, Xavier	4	(0-4)
42 MONTOYA, Shaun	3	(1-2)
48 GIANNOLA, Johnn	3	(1-2)
8 CARRIGG, Cole	3	(1-2)
28 FONDTAIN, TJ	2	(1-1)
2 ZAVOREK, Brady	1	(0-1)
7TH SPOT:		
10 BETHANCOURT, Ti	9	(2-7)
21 LEONHARDT, Bria	8	(1-7)
18 GLOWACKI, Tyler	6	(2-4)
14 WEEMS, Irvin	6	(1-5)
15 CARTER, Xavier	5	(3-2)
41 JOHNSON, Deron	4	(1-3)
48 GIANNOLA, Johnn	4	(2-2)
28 FONDTAIN, TJ	4	(3-1)
31 BUTCHER, Blake	1	(0-1)
46 HAZELHURST, Tre	1	(0-1)
42 MONTOYA, Shaun	1	(0-1)
9 RHEE, Charlie	1	(1-0)
8TH SPOT:		
13 RODRIGUEZ, Alex	11	(2-9)
10 BETHANCOURT, Ti	10	(2-8)
3 LEBEAU, Kenny	5	(1-4)
15 CARTER, Xavier	5	(1-4)
21 LEONHARDT, Bria	3	(1-2)
42 MONTOYA, Shaun	3	(1-2)
9 RHEE, Charlie	2	(1-1)
12 FOXCROFT, Max	2	(1-1)
45 SIPE, Evan	2	(1-1)
18 GLOWACKI, Tyler	2	(0-2)
15 CARTER, Xavier	2	(0-2)
15 CARTER, Xavier	2	(0-2)
46 HAZELHURST, Tre	1	(1-0)
15 CARTER, Xavier	4	(1-3)
48 GIANNOLA, Johnn	4	(2-2)
28 FONDTAIN, TJ	4	(3-1)
31 BUTCHER, Blake	1	(0-1)
46 HAZELHURST, Tre	1	(0-1)
42 MONTOYA, Shaun	1	(0-1)
9 RHEE, Charlie	1	(1-0)









2022 San Diego State Baseball  
 Individual Season/Career Summary for San Diego State (as of May 11, 2022)  
 (All games Sorted by Fielding pct)

Player	SEASON					CAREER				
	CH	PO	A	E	Fld%	SBA	CSB	SBA%	PB	CI
15 CARTER, Xavier	30	30	0	0	1.000	0	0	---	0	0
39 MELTON, Troy	11	3	8	0	1.000	5	1	.833	0	0
22 CANADA, Chris	8	3	5	0	1.000	2	2	.500	0	0
40 BERCOVICH, Jadon	7	2	5	0	1.000	1	0	1.000	0	0
11 JONES, Avery	4	1	3	0	1.000	0	2	.000	0	0
35 JACKSON, Julian	2	1	1	0	1.000	2	0	1.000	0	0
47 ARMSTRONG, Eldridge	2	1	1	0	1.000	2	5	.286	0	0
30 CRANTON, Hunter	1	1	0	0	1.000	2	0	1.000	0	0
27 INGRASSIA, Joseph	1	0	1	0	1.000	0	0	---	0	0
5 PYATT, Fisher	1	0	1	0	1.000	0	0	---	0	0
14 WEEMS, Ivin	97	96	0	1	.990	0	0	---	0	0
46 HAZELHURST, Trevor	55	53	1	1	.982	0	0	---	0	0
41 JOHNSON, Deron	55	44	10	1	.982	3	1	.750	3	0
21 LEONHARDT, Brian	211	191	16	4	.981	1	0	1.000	0	0
24 RUIZ, Poncho	417	364	43	10	.976	32	12	.727	9	0
42 MONTOYA, Shaun	70	66	2	2	.971	0	0	---	0	0
18 GLOWACKI, Tyler	57	54	1	2	.965	0	0	---	0	0
48 GIANNOLA, Johnny	27	26	0	1	.963	0	0	---	0	0
10 BETHANCOURT, Tim	186	135	44	7	.962	0	0	---	0	0
45 SIPE, Evan	23	21	1	1	.957	1	0	1.000	1	0
8 CARRIGG, Cole	205	111	84	10	.951	2	0	1.000	3	0
28 FONDTRAIN, TJ	18	7	10	1	.944	3	1	.750	0	0
13 RODRIGUEZ, Alex	71	32	35	4	.943	0	0	---	0	0
3 LEBEAU, Kenny	35	11	22	2	.943	0	0	---	0	0
1 MILLER, Caden	189	62	115	12	.937	0	0	---	0	0
9 RHEE, Charlie	23	14	7	2	.913	0	0	---	0	0
23 GUZMAN, Jonny	6	2	3	1	.833	5	0	1.000	0	0
31 BUTCHER, Blake	6	1	4	1	.833	0	0	---	0	0
36 FLORES, Jacob	9	3	4	2	.778	0	1	.000	0	0
12 FOXCROFT, Max	17	2	11	4	.765	0	0	---	0	0
32 TIBBETT, Ricky	4	0	3	1	.750	3	0	1.000	0	0
38 FAULK, Ryan	3	0	2	1	.667	0	0	---	0	0
50 SAUER, Kelena	16	3	7	6	.625	3	2	.600	0	0
29 BRODELL, Robert	7	2	2	3	.571	1	0	1.000	0	0
26 SERRANO, Omar	0	0	0	0	.000	4	1	.800	0	0
25 HARGETT, Hunter	0	0	0	0	.000	2	0	1.000	0	0
2 ZAVOREK, Brady	0	0	0	0	.000	0	0	---	0	0
Totals	1874	1342	452	80	.957	37	15	.712	16	1
Opponents	1919	1348	518	53	.972	75	29	.721	6	1

# Individual Career History

## ARMSTRONG, Eldridge

Year	avg	gp-gs	ab	r	h	2b	3b	hr	rbi	tb	slg%	bb	hbp	so	gdp	ob%	sf	sh	sb-att	po	a	e	fld%
2022	.000	13-2	0	0	0	0	0	0	0	0	.000	0	0	0	0	.000	0	0	0-0	1	1	0	1.000
TOTAL	.000	13-2	0	0	0	0	0	0	0	0	.000	0	0	0	0	.000	0	0	0-0	1	1	0	1.000

Year	era	w-l	app	gs	cq	sho	sv	ip	h	r	er	bb	so	2b	3b	hr	bf	bavg	wp	hbp	bk	sfa	sha
2022	3.80	1-0	13	2	0	0/0	0	23.2	29	10	10	10	25	5	0	5	106	.326	6	3	0	1	3
TOTAL	3.80	1-0	13	2	0	0/0	0	23.2	29	10	10	10	25	5	0	5	106	.326	6	3	0	1	3

**SINGLE-GAME HIGHS [all-time ranking]:**

Innings pitched: 4.0, at UC San Diego, 04-19-22; at Long Beach State, 04-26-22

Walks allowed: 3, at UC San Diego, 04-19-22

Strikeouts: 6, UC San Diego, 05-03-22

Batters faced: 22, at UC San Diego, 04-19-22

Field chances: 2, at San Diego, 04-12-22

Putouts: 1, at San Diego, 04-12-22

Assists: 1, at San Diego, 04-12-22

Runners CS: 2 [t-2nd], Long Beach State, 04-05-22; at Long Beach State, 04-26-22

## BERCOVICH, Jadon

Year	avg	gp-gs	ab	r	h	2b	3b	hr	rbi	tb	slg%	bb	hbp	so	gdp	ob%	sf	sh	sb-att	po	a	e	fld%
2022	.000	14-0	0	0	0	0	0	0	0	0	.000	0	0	0	0	.000	0	0	0-0	2	5	0	1.000
TOTAL	.000	14-0	0	0	0	0	0	0	0	0	.000	0	0	0	0	.000	0	0	0-0	2	5	0	1.000

Year	era	w-l	app	gs	cq	sho	sv	ip	h	r	er	bb	so	2b	3b	hr	bf	bavg	wp	hbp	bk	sfa	sha
2022	2.35	1-2	14	0	0	0/0	1	23.0	16	9	6	6	31	4	1	0	95	.195	2	5	1	0	2
TOTAL	2.35	1-2	14	0	0	0/0	1	23.0	16	9	6	6	31	4	1	0	95	.195	2	5	1	0	2

**SINGLE-GAME HIGHS [all-time ranking]:**

Innings pitched: 6.0, Hawai'i, 02-28-22

Walks allowed: 2, Fresno State, 03-25-22

Strikeouts: 7, Hawai'i, 02-28-22

Batters faced: 20, Hawai'i, 02-28-22

Field chances: 3, Hawai'i, 02-28-22

Putouts: 1, Utah, 02-27-22; Hawai'i, 02-28-22

Assists: 2, Hawai'i, 02-28-22

## Individual Career History

### BETHANCOURT, Tino

Year	avg	gp-gs	ab	r	h	2b	3b	hr	rbi	tb	slg%	bb	hbp	so	gdp	ob%	sf	sh	sb-att	po	a	e	fld%
2022	.248	41-40	117	20	29	5	1	1	12	39	.333	27	8	30	2	.416	2	1	6-7	135	44	7	.962
TOTAL	.248	41-40	117	20	29	5	1	1	12	39	.333	27	8	30	2	.416	2	1	6-7	135	44	7	.962

**SINGLE-GAME HIGHS [all-time ranking]:**

Hits: 3, at New Mexico, 04-14-22

Doubles: 1, 5 times

Triples: 1 [t-1st], San Jose State, 04-09-22

Home runs: 1 [t-7th], at San Jose State, 03-20-22

Total bases: 4, at San Jose State, 03-20-22; at New Mexico, 04-14-22

RBI: 2, at San Jose State, 03-19-22

Runs scored: 2, Hawai'i, 02-28-22; San Jose State, 04-09-22; at New Mexico, 04-15-22

Walks: 3 [t-2nd], San Jose State, 04-09-22; at Fresno State, 04-30-22

Hit by pitch: 2 [t-2nd], at New Mexico, 04-16-22

Struck out: 2, 6 times

Sac flies: 1 [t-4th], Arizona State, 03-04-22; at UC San Diego, 03-22-22

Sac bunts: 1 [t-7th], at Fresno State, 05-01-22

At bats: 5, Hawai'i, 02-28-22

Stolen bases: 2 [t-5th], San Jose State, 04-09-22

Caught stealing: 1 [t-2nd], vs Houston, 02-19-22

Field chances: 16 [t-5th], Hawai'i, 02-28-22

Putouts: 14, Hawai'i, 02-28-22

Assists: 5, at Fresno State, 05-01-22

### BRODELL, Robert

Year	avg	gp-gs	ab	r	h	2b	3b	hr	rbi	tb	slg%	bb	hbp	so	gdp	ob%	sf	sh	sb-att	po	a	e	fld%
2022	.000	12-0	0	0	0	0	0	0	0	0	.000	0	0	0	0	.000	0	0	0-0	2	2	3	.571
TOTAL	.000	12-0	0	0	0	0	0	0	0	0	.000	0	0	0	0	.000	0	0	0-0	2	2	3	.571

Year	era	w-l	app	gs	cg	sho	sv	ip	h	r	er	bb	so	2b	3b	hr	bf	bavg	wp	hbp	bk	sfa	sha
2022	3.72	1-1	12	0	0	0/0	0	19.1	21	17	8	12	11	7	0	1	94	.269	5	2	0	0	2
TOTAL	3.72	1-1	12	0	0	0/0	0	19.1	21	17	8	12	11	7	0	1	94	.269	5	2	0	0	2

**SINGLE-GAME HIGHS [all-time ranking]:**

Innings pitched: 4.0, Utah, 02-26-22

Walks allowed: 4 [t-6th], UC Irvine, 03-01-22

Strikeouts: 4, Utah, 02-26-22

Batters faced: 17, Arizona State, 03-04-22

Field chances: 3, at UC San Diego, 03-22-22

Putouts: 1, at UC San Diego, 03-22-22; Air Force, 05-08-22

Assists: 2, at UC San Diego, 03-22-22

## Individual Career History

### BUTCHER, Blake

Year	avg	gp-gs	ab	r	h	2b	3b	hr	rbi	tb	slg%	bb	hbp	so	gdp	ob%	sf	sh	sb-att	po	a	e	fld%
2022	.000	4-3	6	0	0	0	0	0	0	0	.000	0	0	4	0	.000	0	0	0-0	1	4	1	.833
TOTAL	.000	4-3	6	0	0	0	0	0	0	0	.000	0	0	4	0	.000	0	0	0-0	1	4	1	.833

SINGLE-GAME HIGHS [all-time ranking]:

Struck out: 2, Iowa, 03-15-22

At bats: 2, Arizona State, 03-06-22; Iowa, 03-15-22

Field chances: 3, Hawai'i, 02-28-22

Putouts: 1, Arizona State, 03-06-22

Assists: 3, Hawai'i, 02-28-22

### CANADA, Chris

Year	avg	gp-gs	ab	r	h	2b	3b	hr	rbi	tb	slg%	bb	hbp	so	gdp	ob%	sf	sh	sb-att	po	a	e	fld%
2022	.000	13-6	0	0	0	0	0	0	0	0	.000	0	0	0	0	.000	0	0	0-0	3	5	0	1.000
TOTAL	.000	13-6	0	0	0	0	0	0	0	0	.000	0	0	0	0	.000	0	0	0-0	3	5	0	1.000

Year	era	w-l	app	gs	cq	sho	sv	ip	h	r	er	bb	so	2b	3b	hr	bf	bavg	wp	hbp	bk	sfa	sha
2022	4.72	2-0	13	6	0	0/0	0	40.0	36	21	21	26	37	6	1	4	184	.247	9	8	0	3	1
TOTAL	4.72	2-0	13	6	0	0/0	0	40.0	36	21	21	26	37	6	1	4	184	.247	9	8	0	3	1

SINGLE-GAME HIGHS [all-time ranking]:

Innings pitched: 6.1, San Jose State, 04-10-22

Walks allowed: 4 [1-6th], at New Mexico, 04-16-22; at Fresno State, 05-01-22

Strikeouts: 7, Long Beach State, 04-05-22; Air Force, 05-08-22

Batters faced: 29, Air Force, 05-08-22

Field chances: 3, at Fresno State, 05-01-22

Putouts: 2, at Fresno State, 05-01-22

Assists: 2, San Jose State, 04-10-22

Runners CS: 1, San Jose State, 04-10-22; at Fresno State, 05-01-22

## Individual Career History

### CARRIGG, Cole

Year	avg	gp-gs	ab	r	h	2b	3b	hr	rbi	tb	slg%	bb	hbp	so	gdp	ob%	sf	sh	sb-att	po	a	e	fld%
2021	.270	37-33	111	37	30	11	1	2	23	49	.441	21	5	22	0	.406	1	0	3-3	33	21	11	.831
2022	.393	48-47	191	31	75	11	1	2	34	94	.492	10	3	26	2	.429	1	5	19-27	111	84	10	.951
TOTAL	.348	85-80	302	68	105	22	2	4	57	143	.474	31	8	48	2	.420	2	5	22-30	144	105	21	.922

Year	era	w-l	app	gs	cg	sho	sv	ip	h	r	er	bb	so	2b	3b	hr	bf	bavg	wp	hbp	bk	sfa	sha
2021	0.00	0-0	2	0	0	0/0	0	1.1	3	2	0	1	0	0	0	0	8	.500	0	0	1	1	0
2022	54.00	0-1	1	1	0	0/0	0	1.0	4	6	6	3	2	2	0	1	10	.571	0	0	0	0	0
TOTAL	23.14	0-1	3	1	0	0/0	0	2.1	7	8	6	4	2	2	0	1	18	.538	0	0	1	1	0

**SINGLE-GAME HIGHS [all-time ranking]:**

Hits: 6 [t-1st], at New Mexico, 04-15-22

Doubles: 2 [t-5th], 4 times

Triples: 1 [t-1st], UNLV, 03-14-21; at San Jose State, 03-18-22

Home runs: 1 [t-7th], 4 times

Total bases: 7, at Air Force, 05-22-21

RBI: 4, at New Mexico, 04-15-22

Runs scored: 4 [t-2nd], at Air Force, 05-22-21

Walks: 2, 6 times

Hit by pitch: 1, 7 times

Struck out: 2, 10 times

Sac flies: 1 [t-4th], at New Mexico, 04-14-22; at Nevada, 04-30-21

Sac bunts: 2 [t-1st], Utah, 02-27-22

At bats: 7 [t-1st], Hawai'i, 02-28-22

Stolen bases: 3 [t-1st], at New Mexico, 04-16-22

Caught stealing: 1 [t-2nd], 8 times

Innings pitched: 1.0, Iowa, 03-15-22; at San Jose State, Mar 27, 2021

Walks allowed: 3, Iowa, 03-15-22

Strikeouts: 2, Iowa, 03-15-22

Batters faced: 10, Iowa, 03-15-22

Field chances: 13, at UC Irvine, Feb 22, 2022

Putouts: 11, at UC Irvine, Feb 22, 2022

Assists: 5, 5 times

### CARTER, Xavier

Year	avg	gp-gs	ab	r	h	2b	3b	hr	rbi	tb	slg%	bb	hbp	so	gdp	ob%	sf	sh	sb-att	po	a	e	fld%
2020	1.000	2-0	1	1	1	0	0	0	0	1	1.000	0	0	0	0	1.000	0	0	0-0	0	0	0	.000
2021	.286	3-2	7	1	2	0	0	1	2	5	.714	1	0	1	0	.375	0	0	0-0	3	0	0	1.000
2022	.182	25-16	55	10	10	1	1	0	6	13	.236	6	3	11	0	.292	1	0	1-1	30	0	0	1.000
TOTAL	.206	30-18	63	12	13	1	1	1	8	19	.302	7	3	12	0	.311	1	0	1-1	33	0	0	1.000

**SINGLE-GAME HIGHS [all-time ranking]:**

Hits: 2, at Nevada, 04-01-22; Stanford, 04-23-22; Dixie State, 04-25-21

Doubles: 1, at Nevada, 04-01-22

Triples: 1 [t-1st], Stanford, 04-23-22

Home runs: 1 [t-7th], Dixie State, 04-25-21

Total bases: 5, Dixie State, 04-25-21

RBI: 2, Stanford, 04-23-22; Dixie State, 04-25-21

Runs scored: 3, at Nevada, 04-01-22

Walks: 2, at UC San Diego, 03-22-22

Hit by pitch: 1, at Nevada, 04-02-22; Air Force, 05-06-22; Air Force, 05-07-22

Struck out: 2, San Jose State, 04-08-22; at San Diego, 04-12-22; CSUN, 05-04-22

Sac flies: 1 [t-4th], UC San Diego, 05-03-22

At bats: 4, 6 times

Stolen bases: 1, Air Force, 05-06-22

Field chances: 4, at San Diego, 04-12-22

Putouts: 4, at San Diego, 04-12-22

## Individual Career History

### CRANTON, Hunter

Year	avg	gp-gs	ab	r	h	2b	3b	hr	rbi	tb	slg%	bb	hbp	so	gdp	ob%	sf	sh	sb-att	po	a	e	fld%
2022	.000	6-1	0	0	0	0	0	0	0	0	.000	0	0	0	0	.000	0	0	0-0	1	0	0	1.000
TOTAL	.000	6-1	0	0	0	0	0	0	0	0	.000	0	0	0	0	.000	0	0	0-0	1	0	0	1.000

Year	era	w-l	app	gs	cq	sho	sv	ip	h	r	er	bb	so	2b	3b	hr	bf	bavg	wp	hbp	bk	sfa	sha
2022	3.86	0-1	6	1	0	0/0	0	9.1	8	5	4	3	13	4	1	1	40	.216	3	0	0	0	0
TOTAL	3.86	0-1	6	1	0	0/0	0	9.1	8	5	4	3	13	4	1	1	40	.216	3	0	0	0	0

SINGLE-GAME HIGHS [all-time ranking]:

Innings pitched: 3.0, UC Irvine, 03-01-22

Walks allowed: 2, UC Irvine, 03-01-22

Strikeouts: 4, at Nevada, 04-02-22

Batters faced: 15, UC Irvine, 03-01-22

Field chances: 1, UC Irvine, 03-01-22

Putouts: 1, UC Irvine, 03-01-22

### FAULKES, Ryan

Year	avg	gp-gs	ab	r	h	2b	3b	hr	rbi	tb	slg%	bb	hbp	so	gdp	ob%	sf	sh	sb-att	po	a	e	fld%
2022	.000	5-1	0	0	0	0	0	0	0	0	.000	0	0	0	0	.000	0	0	0-0	0	2	1	.667
TOTAL	.000	5-1	0	0	0	0	0	0	0	0	.000	0	0	0	0	.000	0	0	0-0	0	2	1	.667

Year	era	w-l	app	gs	cq	sho	sv	ip	h	r	er	bb	so	2b	3b	hr	bf	bavg	wp	hbp	bk	sfa	sha
2022	11.57	0-1	5	1	0	0/0	0	7.0	11	12	9	3	9	1	2	0	40	.344	4	3	0	1	1
TOTAL	11.57	0-1	5	1	0	0/0	0	7.0	11	12	9	3	9	1	2	0	40	.344	4	3	0	1	1

SINGLE-GAME HIGHS [all-time ranking]:

Innings pitched: 3.2, UC San Diego, 05-03-22

Walks allowed: 2, at San Diego, 04-12-22

Strikeouts: 4, UC San Diego, 05-03-22

Batters faced: 19, UC San Diego, 05-03-22

Field chances: 2, UC San Diego, 05-03-22

Assists: 1, Iowa, 03-15-22; UC San Diego, 05-03-22

# Individual Career History

## FLORES, Jacob

Year	avg	gp-gs	ab	r	h	2b	3b	hr	rbi	tb	slg%	bb	hbp	so	gdp	ob%	sf	sh	sb-att	po	a	e	fld%
2018	.000	0-0	0	0	0	0	0	0	0	0	.000	0	0	0	0	.000	0	0	0-0	0	1	0	1.000
2019	.000	20-1	0	0	0	0	0	0	0	0	.000	0	0	0	0	.000	0	0	0-0	0	6	2	.750
2020	.000	8-1	0	0	0	0	0	0	0	0	.000	0	0	0	0	.000	0	0	0-0	0	7	0	1.000
2021	.000	7-0	0	0	0	0	0	0	0	0	.000	0	0	0	0	.000	0	0	0-0	0	0	0	.000
2022	.000	17-6	0	0	0	0	0	0	0	0	.000	0	0	0	0	.000	0	0	0-0	3	4	2	.778
TOTAL	.000	52-8	0	0	0	0	0	0	0	0	.000	0	0	0	0	.000	0	0	0-0	3	18	4	.840

Year	era	w-l	app	gs	cg	sho	sv	ip	h	r	er	bb	so	2b	3b	hr	bf	bavg	wp	hbp	bk	sfa	sha
2018	3.86	0-0	19	2	0	0/0	1	21.0	17	11	9	12	19	3	1	3	96	.221	5	4	0	3	0
2019	3.75	2-2	20	1	0	0/0	1	36.0	37	21	15	27	38	4	0	2	172	.274	3	5	0	2	2
2020	1.45	2-0	8	1	0	0/0	0	18.2	14	4	3	11	25	1	0	1	82	.203	2	2	1	0	0
2021	19.80	0-0	7	0	0	0/0	0	5.0	6	12	11	11	6	2	0	0	36	.300	3	4	0	1	0
2022	5.49	1-4	17	6	0	0/0	0	41.0	46	32	25	24	41	10	3	5	194	.279	6	3	0	1	1
TOTAL	4.66	5-6	71	10	0	0/0	2	121.2	120	80	63	85	129	20	4	11	580	.258	19	18	1	7	3

**SINGLE-GAME HIGHS [all-time ranking]:**

Innings pitched: 7.0, Grand Canyon, 04-21-22

Walks allowed: 5 [t-1st], UNLV, 03-13-22

Strikeouts: 7, Utah, 02-27-22

Batters faced: 33 [t-2nd], Grand Canyon, 04-21-22

Field chances: 3, Utah, 02-27-22; Grand Canyon, 04-21-22

Putouts: 2, Grand Canyon, 04-21-22

Assists: 2, 4 times

Runners CS: 1, at Cal State Fullerton, Apr 12, 2019; at UC San Diego, 03-22-22; Oregon State, Feb 28, 2020

## FONDTAIN, TJ

Year	avg	gp-gs	ab	r	h	2b	3b	hr	rbi	tb	slg%	bb	hbp	so	gdp	ob%	sf	sh	sb-att	po	a	e	fld%
2020	.250	4-0	4	0	1	0	0	0	1	1	.250	1	1	0	0	.500	0	0	0-0	7	0	0	1.000
2021	.250	12-1	20	2	5	1	0	0	5	6	.300	2	0	6	0	.304	1	0	0-0	9	0	1	.900
2022	.350	22-20	40	6	14	6	1	2	9	28	.700	3	1	15	0	.409	0	0	0-2	7	10	1	.944
TOTAL	.313	38-21	64	8	20	7	1	2	15	35	.547	6	2	21	0	.384	1	0	0-2	23	10	2	.943

Year	era	w-l	app	gs	cg	sho	sv	ip	h	r	er	bb	so	2b	3b	hr	bf	bavg	wp	hbp	bk	sfa	sha
2022	4.91	2-6	12	11	1	1/0	0	58.2	55	41	32	25	48	10	0	9	261	.240	3	4	1	1	2
TOTAL	4.91	2-6	12	11	1	1/0	0	58.2	55	41	32	25	48	10	0	9	261	.240	3	4	1	1	2

**SINGLE-GAME HIGHS [all-time ranking]:**

Hits: 3, Air Force, 05-07-22; Air Force, 05-08-22

Doubles: 2 [t-5th], Air Force, 05-07-22

Triples: 1 [t-1st], at Fresno State, 05-01-22

Home runs: 1 [t-7th], at Fresno State, 04-29-22; UC San Diego, 05-03-22

Total bases: 5, at Fresno State, 05-01-22; UC San Diego, 05-03-22; Air Force, 05-07-22

RBI: 3, at Fresno State, 04-29-22

Runs scored: 1, 8 times

Walks: 1, 6 times

Hit by pitch: 1, at Long Beach State, 04-26-22; at Coastal Carolina, Feb 15, 2020

Struck out: 3 [t-6th], at Fresno State, 04-29-22; CSUN, 05-04-22

Sac flies: 1 [t-4th], at Nevada, 04-30-21

At bats: 5, at Fresno State, 04-29-22; Air Force, 05-07-22; Air Force, 05-08-22

Caught stealing: 1 [t-2nd], vs California, 02-20-22; at Long Beach State, 04-26-22

Innings pitched: 9.0 [t-1st], Air Force, 05-07-22

Walks allowed: 4 [t-6th], at Nevada, 04-03-22; San Jose State, 04-09-22

Strikeouts: 8, San Jose State, 04-09-22

Batters faced: 31 [t-9th], Air Force, 05-07-22

Field chances: 5, at Nevada, 04-30-21

Putouts: 5, at Nevada, 04-30-21

Assists: 3, Hawai'i, 02-25-22; Stanford, 04-23-22

Runners CS: 1, Arizona State, 03-04-22

## Individual Career History

### FOXCROFT, Max

Year	avg	gp-gs	ab	r	h	2b	3b	hr	rbi	tb	slg%	bb	hbp	so	gdp	ob%	sf	sh	sb-att	po	a	e	fld%
2021	.067	12-5	15	2	1	0	0	0	1	1	.067	6	1	3	0	.364	0	1	1-1	4	7	2	.846
2022	.156	16-7	32	6	5	2	0	0	7	7	.219	0	2	9	0	.206	0	1	0-0	2	11	4	.765
TOTAL	.128	28-12	47	8	6	2	0	0	8	8	.170	6	3	12	0	.268	0	2	1-1	6	18	6	.800

SINGLE-GAME HIGHS [all-time ranking]:

Hits: 1, 6 times

Doubles: 1, at Nevada, 04-03-22; at Fresno State, 05-01-22

Total bases: 2, at Nevada, 04-03-22; at Fresno State, 05-01-22

RBI: 2, at Nevada, 04-01-22; at Nevada, 04-03-22

Runs scored: 1, 8 times

Walks: 1, 5 times

Hit by pitch: 1, UC San Diego, 03-29-22; at Nevada, 04-02-22; at UC San Diego, Feb 28, 2021

Struck out: 2, Hawai'i, 02-25-22; Utah, 02-26-22; at UC San Diego, Feb 28, 2021

Sac bunts: 1 [t-7th], Dixie State, 04-24-21; Air Force, 05-08-22

At bats: 5, at Nevada, 04-01-22

Stolen bases: 1, Dixie State, 04-25-21

Field chances: 4, Fresno State, 03-07-21; UC San Diego, 03-29-22; at UNLV, 05-16-21

Putouts: 3, at UNLV, 05-16-21

Assists: 3, UC San Diego, 03-29-22

### GIANNOLA, Johnny

Year	avg	gp-gs	ab	r	h	2b	3b	hr	rbi	tb	slg%	bb	hbp	so	gdp	ob%	sf	sh	sb-att	po	a	e	fld%
2022	.181	36-23	94	12	17	3	2	2	9	30	.319	9	4	24	0	.280	0	1	6-9	26	0	1	.963
TOTAL	.181	36-23	94	12	17	3	2	2	9	30	.319	9	4	24	0	.280	0	1	6-9	26	0	1	.963

SINGLE-GAME HIGHS [all-time ranking]:

Hits: 2, 5 times

Doubles: 1, Hawai'i, 02-28-22; UNLV, 03-11-22; at San Jose State, 03-19-22

Triples: 1 [t-1st], Hawai'i, 02-25-22; UNLV, 03-11-22

Home runs: 1 [t-7th], at Nevada, 04-02-22; at New Mexico, 04-14-22

Total bases: 5, UNLV, 03-11-22; at Nevada, 04-02-22; at New Mexico, 04-14-22

RBI: 2, UNLV, 03-11-22; at Nevada, 04-02-22

Runs scored: 2, Hawai'i, 02-25-22

Walks: 1, 9 times

Hit by pitch: 2 [t-2nd], Arizona State, 03-06-22

Struck out: 3 [t-6th], Iowa, 03-15-22; Fresno State, 03-25-22

Sac bunts: 1 [t-7th], Hawai'i, 02-28-22

At bats: 5, UNLV, 03-13-22; Iowa, 03-15-22; at New Mexico, 04-15-22

Stolen bases: 2 [t-5th], at New Mexico, 04-15-22

Caught stealing: 1 [t-2nd], Hawai'i, 02-25-22; Arizona State, 03-06-22; at New Mexico, 04-16-22

Field chances: 4, Hawai'i, 02-25-22

Putouts: 4, Hawai'i, 02-25-22



## Individual Career History

### GLOWACKI, Tyler

Year	avg	gp-gs	ab	r	h	2b	3b	hr	rbi	tb	slg%	bb	hbp	so	gdp	ob%	sf	sh	sb-att	po	a	e	fld%
2022	.248	35-30	113	11	28	5	0	0	11	33	.292	16	3	20	1	.351	2	2	1-3	54	1	2	.965
TOTAL	.248	35-30	113	11	28	5	0	0	11	33	.292	16	3	20	1	.351	2	2	1-3	54	1	2	.965

**SINGLE-GAME HIGHS [all-time ranking]:**

Hits: 3, Hawai'i, 02-28-22; Iowa, 03-15-22; at Nevada, 04-02-22

Doubles: 2 [t-5th], Iowa, 03-15-22

Total bases: 5, Iowa, 03-15-22

RBI: 3, Iowa, 03-15-22

Runs scored: 2, Hawai'i, 02-28-22; at Nevada, 04-02-22; Air Force, 05-07-22

Walks: 2, Utah, 02-26-22; UNLV, 03-12-22

Hit by pitch: 1, UC Irvine, 03-01-22; at San Jose State, 03-19-22; at Fresno State, 04-29-22

Struck out: 2, Grand Canyon, 04-21-22; CSUN, 05-04-22; Air Force, 05-08-22

Sac flies: 1 [t-4th], at Nevada, 04-01-22; Long Beach State, 04-05-22

Sac bunts: 2 [t-1st], Fresno State, 03-25-22

At bats: 6 [t-8th], Hawai'i, 02-28-22; at UC San Diego, 03-22-22

Stolen bases: 1, at San Jose State, 03-20-22

Caught stealing: 1 [t-2nd], UNLV, 03-12-22; Air Force, 05-07-22

Field chances: 6, at Nevada, 04-01-22

Putouts: 5, vs TCU, 02-18-22; at Nevada, 04-01-22

Assists: 1, at San Jose State, 03-19-22

### GUZMAN, Jonny

Year	avg	gp-gs	ab	r	h	2b	3b	hr	rbi	tb	slg%	bb	hbp	so	gdp	ob%	sf	sh	sb-att	po	a	e	fld%
2020	.000	2-0	0	0	0	0	0	0	0	0	.000	0	0	0	0	.000	0	0	0-0	0	0	0	.000
2022	.000	20-1	0	0	0	0	0	0	0	0	.000	0	0	0	0	.000	0	0	0-0	2	3	1	.833
TOTAL	.000	22-1	0	0	0	0	0	0	0	0	.000	0	0	0	0	.000	0	0	0-0	2	3	1	.833

Year	era	w-l	app	gs	cg	sho	sv	ip	h	r	er	bb	so	2b	3b	hr	bf	bavq	wp	hbp	bk	sfa	sha
2020	40.50	0-0	2	0	0	0/0	0	1.1	6	6	6	3	2	2	0	2	12	.667	0	0	0	0	0
2022	3.78	1-3	20	1	0	0/0	2	33.1	24	19	14	19	47	7	0	3	149	.203	8	6	0	2	4
TOTAL	5.19	1-3	22	1	0	0/0	2	34.2	30	25	20	22	49	9	0	5	161	.236	8	6	0	2	4

**SINGLE-GAME HIGHS [all-time ranking]:**

Innings pitched: 4.1, at UC Irvine, Feb 22, 2022

Walks allowed: 4 [t-6th], Stanford, 04-23-22

Strikeouts: 9 [t-6th], at UC Irvine, Feb 22, 2022

Batters faced: 19, at UC Irvine, Feb 22, 2022

Field chances: 2, Air Force, 05-08-22

Putouts: 2, Air Force, 05-08-22

Assists: 1, UNLV, 03-13-22; at Nevada, 04-02-22; at UC Irvine, Feb 22, 2022

## Individual Career History

### HARGETT, Hunter

Year	avg	gp-gs	ab	r	h	2b	3b	hr	rbi	tb	slg%	bb	hbp	so	gdp	ob%	sf	sh	sb-att	po	a	e	fld%
2022	.000	8-0	0	0	0	0	0	0	0	0	.000	0	0	0	0	.000	0	0	0-0	0	0	0	.000
TOTAL	.000	8-0	0	0	0	0	0	0	0	0	.000	0	0	0	0	.000	0	0	0-0	0	0	0	.000

Year	era	w-l	app	gs	cg	sho	sv	ip	h	r	er	bb	so	2b	3b	hr	bf	bavg	wp	hbp	bk	sfa	sha
2022	6.14	0-1	8	0	0	0/0	0	7.1	6	8	5	9	16	0	0	2	43	.214	4	6	1	0	0
TOTAL	6.14	0-1	8	0	0	0/0	0	7.1	6	8	5	9	16	0	0	2	43	.214	4	6	1	0	0

SINGLE-GAME HIGHS [all-time ranking]:

Innings pitched: 2.2, at UC San Diego, 04-19-22

Walks allowed: 3, at UC San Diego, 04-19-22

Strikeouts: 6, at UC San Diego, 04-19-22

Batters faced: 13, at UC San Diego, 04-19-22

### HAZELHURST, Trevor

Year	avg	gp-gs	ab	r	h	2b	3b	hr	rbi	tb	slg%	bb	hbp	so	gdp	ob%	sf	sh	sb-att	po	a	e	fld%
2022	.159	19-8	44	8	7	0	0	2	4	13	.295	6	0	17	1	.260	0	0	0-0	53	1	1	.982
TOTAL	.159	19-8	44	8	7	0	0	2	4	13	.295	6	0	17	1	.260	0	0	0-0	53	1	1	.982

SINGLE-GAME HIGHS [all-time ranking]:

Hits: 3, at Nevada, 04-01-22

Home runs: 1 [t-7th], Arizona State, 03-05-22; at Nevada, 04-01-22

Total bases: 6, at Nevada, 04-01-22

RBI: 1, 4 times

Runs scored: 3, at Nevada, 04-01-22

Walks: 2, Arizona State, 03-06-22; at San Jose State, 03-20-22

Struck out: 3 [t-6th], Iowa, 03-15-22

At bats: 4, 5 times

Field chances: 12, at Nevada, 04-01-22

Putouts: 12, at Nevada, 04-01-22

Assists: 1, Fresno State, 03-27-22

## Individual Career History

### INGRASSIA, Joseph

Year	avg	gp-gs	ab	r	h	2b	3b	hr	rbi	tb	slg%	bb	hbp	so	gdp	ob%	sf	sh	sb-att	po	a	e	fld%
2021	.000	6-0	0	0	0	0	0	0	0	0	.000	0	0	0	0	.000	0	0	0-0	0	0	0	.000
2022	.000	5-0	0	0	0	0	0	0	0	0	.000	0	0	0	0	.000	0	0	0-0	0	1	0	1.000
TOTAL	.000	11-0	0	0	0	0	0	0	0	0	.000	0	0	0	0	.000	0	0	0-0	0	1	0	1.000

Year	era	w-l	app	gs	cg	sho	sv	ip	h	r	er	bb	so	2b	3b	hr	bf	bavg	wp	hbp	bk	sfa	sha
2021	7.36	0-0	6	0	0	0/0	0	3.2	0	6	3	5	5	0	0	0	19	.000	3	1	0	0	0
2022	8.53	0-0	5	0	0	0/0	0	6.1	8	6	6	5	8	3	1	0	32	.308	3	1	0	0	0
TOTAL	8.10	0-0	11	0	0	0/0	0	10.0	8	12	9	10	13	3	1	0	51	.205	6	2	0	0	0

SINGLE-GAME HIGHS [all-time ranking]:

Innings pitched: 2.1, vs California, 02-20-22

Walks allowed: 2, vs California, 02-20-22; at Air Force, 05-23-21

Strikeouts: 3, vs TCU, 02-18-22

Batters faced: 12, vs California, 02-20-22

Field chances: 1, vs California, 02-20-22

Assists: 1, vs California, 02-20-22

### JACKSON, Julian

Year	avg	gp-gs	ab	r	h	2b	3b	hr	rbi	tb	slg%	bb	hbp	so	gdp	ob%	sf	sh	sb-att	po	a	e	fld%
2022	.000	6-0	0	0	0	0	0	0	0	0	.000	0	0	0	0	.000	0	0	0-0	1	1	0	1.000
TOTAL	.000	6-0	0	0	0	0	0	0	0	0	.000	0	0	0	0	.000	0	0	0-0	1	1	0	1.000

Year	era	w-l	app	gs	cg	sho	sv	ip	h	r	er	bb	so	2b	3b	hr	bf	bavg	wp	hbp	bk	sfa	sha
2022	4.66	0-0	6	0	0	0/0	0	9.2	8	6	5	8	8	0	1	1	48	.222	4	2	0	1	1
TOTAL	4.66	0-0	6	0	0	0/0	0	9.2	8	6	5	8	8	0	1	1	48	.222	4	2	0	1	1

SINGLE-GAME HIGHS [all-time ranking]:

Innings pitched: 2.1, UC San Diego, 05-03-22

Walks allowed: 3, UC San Diego, 05-03-22

Strikeouts: 3, at Fresno State, 04-30-22; UC San Diego, 05-03-22

Batters faced: 12, UC San Diego, 05-03-22

Field chances: 1, San Diego, 04-18-22; at Long Beach State, 04-26-22

Putouts: 1, San Diego, 04-18-22

Assists: 1, at Long Beach State, 04-26-22

## Individual Career History

### JOHNSON, Deron

Year	avg	gp-gs	ab	r	h	2b	3b	hr	rbi	tb	slg%	bb	hbp	so	gdp	ob%	sf	sh	sb-att	po	a	e	fld%
2019	.225	21-8	40	7	9	4	0	0	2	13	.325	6	0	11	1	.326	0	0	0-0	50	7	1	.983
2020	.250	3-1	4	0	1	0	0	0	0	1	.250	0	0	2	0	.250	0	0	0-0	3	0	0	1.000
2022	.157	29-12	70	6	11	4	0	1	4	18	.257	9	0	17	1	.253	0	1	1-1	44	10	1	.982
TOTAL	.184	53-21	114	13	21	8	0	1	6	32	.281	15	0	30	2	.279	0	1	1-1	97	17	2	.983

**SINGLE-GAME HIGHS [all-time ranking]:**

Hits: 2, at San Jose State, 03-18-22; at UC San Diego, 03-22-22; at Air Force, Apr 18, 2019

Doubles: 2 [t-5th], at Air Force, Apr 18, 2019

Home runs: 1 [t-7th], at San Jose State, 03-20-22

Total bases: 4, at San Jose State, 03-20-22; at Air Force, Apr 18, 2019

RBI: 2, at San Jose State, 03-20-22; at UC San Diego, 03-22-22

Runs scored: 2, at UC San Diego, 03-22-22; Seattle, Mar 17, 2019

Walks: 2, at UC San Diego, 03-22-22; at San Diego, 04-12-22; Texas Tech, Mar 06, 2019

Struck out: 3 [t-6th], Fresno State, 03-26-22; Air Force, 05-06-22

Sac bunts: 1 [t-7th], Air Force, 05-06-22

At bats: 5, at San Jose State, 03-20-22; at New Mexico, 04-15-22

Stolen bases: 1, at UC San Diego, 03-22-22

Field chances: 14, Air Force, Apr 19, 2019

Putouts: 10, at UC Irvine, Apr 16, 2019; New Mexico, May 18, 2019

Assists: 4, Stanford, 04-24-22; Air Force, Apr 19, 2019

Runners CS: 1, UC San Diego, 03-29-22

### JONES, Avery

Year	avg	gp-gs	ab	r	h	2b	3b	hr	rbi	tb	slg%	bb	hbp	so	gdp	ob%	sf	sh	sb-att	po	a	e	fld%
2020	.000	4-1	0	0	0	0	0	0	0	0	.000	0	0	0	0	.000	0	0	0-0	0	1	0	1.000
2021	.000	3-0	0	0	0	0	0	0	0	0	.000	0	0	0	0	.000	0	0	0-0	0	0	0	.000
2022	.000	14-0	0	0	0	0	0	0	0	0	.000	0	0	0	0	.000	0	0	0-0	1	3	0	1.000
TOTAL	.000	21-1	0	0	0	0	0	0	0	0	.000	0	0	0	0	.000	0	0	0-0	1	4	0	1.000

Year	era	w-l	app	gs	cq	sho	sv	ip	h	r	er	bb	so	2b	3b	hr	bf	bavg	wp	hbp	bk	sfa	sha
2020	0.00	1-0	4	1	0	0/1	0	6.1	4	0	0	4	5	1	0	0	28	.182	1	2	0	0	0
2021	6.75	1-0	3	0	0	0/0	0	5.1	5	4	4	4	2	1	1	0	25	.250	1	1	0	0	0
2022	5.66	0-0	14	0	0	0/0	0	20.2	16	13	13	10	13	3	1	0	87	.225	2	3	0	2	1
TOTAL	4.73	2-0	21	1	0	0/1	0	32.1	25	17	17	18	20	5	2	0	140	.221	4	6	0	2	1

**SINGLE-GAME HIGHS [all-time ranking]:**

Innings pitched: 3.2, CSUN, 05-04-22

Walks allowed: 2, 4 times

Strikeouts: 4, Fresno State, 03-26-22

Batters faced: 17, CSUN, 05-04-22

Field chances: 1, 5 times

Putouts: 1, Fresno State, 03-26-22

Assists: 1, 4 times

Runners CS: 1, at San Jose State, 03-20-22; Fresno State, 03-26-22

## Individual Career History

### LEBEAU, Kenny

Year	avg	gp-gs	ab	r	h	2b	3b	hr	rbi	tb	slg%	bb	hbp	so	gdp	ob%	sf	sh	sb-att	po	a	e	fld%
2022	.132	16-10	38	7	5	2	0	0	4	7	.184	6	2	11	0	.277	1	1	0-0	11	22	2	.943
TOTAL	.132	16-10	38	7	5	2	0	0	4	7	.184	6	2	11	0	.277	1	1	0-0	11	22	2	.943

SINGLE-GAME HIGHS [all-time ranking]:

Hits: 1, 5 times

Doubles: 1, Arizona State, 03-06-22; UNLV, 03-13-22

Total bases: 2, Arizona State, 03-06-22; UNLV, 03-13-22

RBI: 2, Hawai'i, 02-28-22

Runs scored: 2, UNLV, 03-13-22

Walks: 1, 6 times

Hit by pitch: 1, Hawai'i, 02-28-22; Arizona State, 03-04-22

Struck out: 2, Arizona State, 03-06-22; Fresno State, 03-27-22; Grand Canyon, 04-21-22

Sac flies: 1 [t-4th], Grand Canyon, 04-21-22

Sac bunts: 1 [t-7th], UNLV, 03-11-22

At bats: 5, Hawai'i, 02-28-22

Field chances: 5, Arizona State, 03-04-22

Putouts: 2, UC Irvine, 03-01-22; Arizona State, 03-06-22

Assists: 3, 4 times

### LEONHARDT, Brian

Year	avg	gp-gs	ab	r	h	2b	3b	hr	rbi	tb	slg%	bb	hbp	so	gdp	ob%	sf	sh	sb-att	po	a	e	fld%
2019	.272	48-45	162	20	44	14	1	1	34	63	.389	14	1	29	3	.326	4	2	2-3	258	22	10	.966
2020	.269	16-16	52	10	14	0	0	2	12	20	.385	6	0	10	3	.333	2	1	0-0	64	6	2	.972
2021	.305	46-44	151	29	46	7	1	2	47	61	.404	20	2	27	4	.374	9	0	0-2	4	3	0	1.000
2022	.247	48-45	166	24	41	7	0	5	32	63	.380	15	3	32	2	.314	4	1	1-3	191	16	4	.981
TOTAL	.273	158-150	531	83	145	28	2	10	125	207	.390	55	6	98	12	.337	19	4	3-8	517	47	16	.972

Year	era	w-l	app	gs	cg	sho	sv	ip	h	r	er	bb	so	2b	3b	hr	bf	bavg	wp	hbp	bk	sfa	sha
2019	6.62	1-0	9	2	0	0/0	0	17.2	24	13	13	12	17	3	1	1	86	.343	3	3	0	1	0
2020	2.08	0-0	4	2	0	0/0	0	8.2	6	3	2	5	7	0	0	0	41	.207	3	3	0	1	3
2021	6.19	1-2	15	7	0	0/0	0	32.0	38	29	22	15	24	9	1	4	153	.284	6	3	1	1	0
2022	10.57	0-2	4	3	0	0/0	0	7.2	14	15	9	5	10	4	0	0	48	.359	3	3	0	1	0
TOTAL	6.27	2-4	32	14	0	0/0	0	66.0	82	60	46	37	58	16	2	5	328	.301	15	12	1	4	3

SINGLE-GAME HIGHS [all-time ranking]:

Hits: 4 [t-6th], at Air Force, 05-22-21

Doubles: 2 [t-5th], Air Force, 05-07-22; LMU, Apr 09, 2019; UC Irvine, Feb 19, 2019

Triples: 1 [t-1st], San Jose State, 05-08-21; Seattle, Mar 17, 2019

Home runs: 1 [t-7th], 10 times

Total bases: 6, at Nevada, 04-01-22; at UC San Diego, Feb 28, 2021

RBI: 6 [t-1st], at Air Force, 05-22-21

Runs scored: 3, at Fresno State, 04-18-21; San Jose State, 05-08-21; at UC San Diego, Feb 28, 2021

Walks: 2, 5 times

Hit by pitch: 1, 6 times

Struck out: 2, 20 times

Sac flies: 1 [t-4th], 19 times

Sac bunts: 1 [t-7th], 4 times

At bats: 6 [t-8th], at UC San Diego, 03-22-22; at New Mexico, Mar 23, 2019

Stolen bases: 1, Iowa, 03-15-22; San Francisco, Feb 15, 2019; at New Mexico, Mar 24, 2019

Caught stealing: 1 [t-2nd], 5 times

Innings pitched: 4.2, at New Mexico, 05-29-21

Walks allowed: 3, 4 times

Strikeouts: 8, Hawai'i, 02-28-22

Batters faced: 21, 4 times

Field chances: 15, Air Force, 05-08-22; San Diego, Feb 26, 2019; Fresno State, Mar 29, 2019

Putouts: 15 [t-6th], Fresno State, Mar 29, 2019

Assists: 3, at Cal State Fullerton, Apr 14, 2019; Fresno State, Mar 31, 2019

Runners CS: 1, Air Force, 03-20-21

# Individual Career History

## MELTON, Troy

Year	avg	gp-gs	ab	r	h	2b	3b	hr	rbi	tb	slg%	bb	hbp	so	gdp	ob%	sf	sh	sb-att	po	a	e	fld%
2019	.000	4-0	0	0	0	0	0	0	0	0	.000	0	0	0	0	.000	0	0	0-0	0	0	0	.000
2020	.000	4-4	0	0	0	0	0	0	0	0	.000	0	0	0	0	.000	0	0	0-0	1	3	1	.800
2021	.000	15-15	0	0	0	0	0	0	0	0	.000	0	0	0	0	.000	0	0	0-0	2	10	1	.923
2022	.000	10-9	0	0	0	0	0	0	0	0	.000	0	0	0	0	.000	0	0	0-0	3	8	0	1.000
TOTAL	.000	33-28	0	0	0	0	0	0	0	0	.000	0	0	0	0	.000	0	0	0-0	6	21	2	.931

Year	era	w-l	app	gs	cg	sho	sv	ip	h	r	er	bb	so	2b	3b	hr	bf	bavg	wp	hbp	bk	sfa	sha
2019	6.75	0-0	4	0	0	0/0	0	2.2	6	3	2	0	5	0	0	1	16	.429	0	2	0	0	0
2020	3.22	3-1	4	4	0	0/1	0	22.1	15	9	8	9	26	1	0	3	91	.192	3	3	0	0	1
2021	6.14	4-5	15	15	1	1/0	0	73.1	87	59	50	30	83	18	3	12	340	.291	7	7	0	1	3
2022	1.55	4-2	9	9	1	0/0	0	52.1	43	14	9	13	56	9	0	1	216	.222	2	4	0	2	3
TOTAL	4.12	11-8	32	28	2	1/1	0	150.2	151	85	69	52	170	28	3	17	663	.258	12	16	0	3	7

**SINGLE-GAME HIGHS [all-time ranking]:**

Innings pitched: 9.0 [t-1st], Grand Canyon, 04-22-22  
 Walks allowed: 5 [t-1st], UNLV, 03-13-21  
 Strikeouts: 11 [1st], Air Force, 05-06-22  
 Batters faced: 32 [t-5th], Grand Canyon, 04-22-22  
 Field chances: 3, Fresno State, 03-25-22  
 Putouts: 1, 6 times  
 Assists: 2, 7 times  
 Runners CS: 2 [t-2nd], at New Mexico, 05-28-21

## MILLER, Caden

Year	avg	gp-gs	ab	r	h	2b	3b	hr	rbi	tb	slg%	bb	hbp	so	gdp	ob%	sf	sh	sb-att	po	a	e	fld%
2020	.053	9-8	19	1	1	0	0	0	1	1	.053	3	1	8	0	.217	0	2	0-0	15	24	3	.929
2021	.345	44-44	148	43	51	6	3	0	30	63	.426	25	8	28	2	.464	0	1	8-8	65	103	3	.982
2022	.289	49-48	180	24	52	3	3	2	23	67	.372	23	11	37	0	.398	2	3	13-15	62	115	12	.937
TOTAL	.300	102-100	347	68	104	9	6	2	54	131	.378	51	20	73	2	.417	2	6	21-23	142	242	18	.955

**SINGLE-GAME HIGHS [all-time ranking]:**

Hits: 3, 4 times  
 Doubles: 1, 9 times  
 Triples: 1 [t-1st], 6 times  
 Home runs: 1 [t-7th], Arizona State, 03-05-22; Fresno State, 03-26-22  
 Total bases: 5, at UC San Diego, 03-22-22; Fresno State, 03-26-22  
 RBI: 4, at UC San Diego, 03-22-22; at Fresno State, 04-18-21  
 Runs scored: 3, 4 times  
 Walks: 3 [t-2nd], New Mexico, 04-03-21; Nevada, 04-10-21  
 Hit by pitch: 3 [1st], Hawai'i, 02-28-22  
 Struck out: 2, 16 times  
 Sac flies: 1 [t-4th], at UC San Diego, 03-22-22; Stanford, 04-23-22  
 Sac bunts: 2 [t-1st], Stanford, 04-24-22  
 At bats: 6 [t-8th], at Nevada, 04-01-22; at New Mexico, 04-14-22; at New Mexico, 04-15-22  
 Stolen bases: 3 [t-1st], UC San Diego, 03-29-22  
 Caught stealing: 1 [t-2nd], vs Houston, 02-19-22; San Jose State, 04-09-22  
 Field chances: 10, at San Jose State, 03-18-22  
 Putouts: 4, 9 times  
 Assists: 8 [t-1st], at San Jose State, 03-18-22

## Individual Career History

### MONTROYA, Shaun

Year	avg	gp-gs	ab	r	h	2b	3b	hr	rbi	tb	slg%	bb	hbp	so	gdp	ob%	sf	sh	sb-att	po	a	e	fld%
2022	.304	36-33	115	16	35	3	1	0	10	40	.348	14	2	23	0	.389	0	6	5-8	66	2	2	.971
TOTAL	.304	36-33	115	16	35	3	1	0	10	40	.348	14	2	23	0	.389	0	6	5-8	66	2	2	.971

**SINGLE-GAME HIGHS [all-time ranking]:**

Hits: 4 [t-6th], at New Mexico, 04-14-22; at New Mexico, 04-15-22  
 Doubles: 1, at San Diego, 04-12-22; at New Mexico, 04-14-22; UC San Diego, 05-03-22  
 Triples: 1 [t-1st], at New Mexico, 04-15-22  
 Total bases: 6, at New Mexico, 04-15-22  
 RBI: 2, at New Mexico, 04-14-22; at New Mexico, 04-15-22; at Fresno State, 05-01-22  
 Runs scored: 3, at New Mexico, 04-15-22  
 Walks: 2, San Jose State, 04-09-22; Stanford, 04-23-22  
 Hit by pitch: 1, at New Mexico, 04-16-22; at Fresno State, 04-30-22  
 Struck out: 2, Hawai'i, 02-28-22; UNLV, 03-12-22; Iowa, 03-15-22  
 Sac bunts: 2 [t-1st], at Fresno State, 04-29-22  
 At bats: 6 [t-8th], at New Mexico, 04-15-22  
 Stolen bases: 1, 5 times  
 Caught stealing: 1 [t-2nd], vs California, 02-20-22; Fresno State, 03-27-22; at UC San Diego, 04-19-22  
 Field chances: 4, 5 times  
 Putouts: 4, 4 times  
 Assists: 1, at Nevada, 04-03-22; at San Diego, 04-12-22

### PYATT, Fisher

Year	avg	gp-gs	ab	r	h	2b	3b	hr	rbi	tb	slg%	bb	hbp	so	gdp	ob%	sf	sh	sb-att	po	a	e	fld%
2021	.240	19-15	50	8	12	2	0	0	0	14	.280	8	5	10	1	.397	0	0	0-0	14	17	5	.861
2022	.000	2-0	2	0	0	0	0	0	0	0	.000	0	0	2	0	.000	0	0	0-0	0	1	0	1.000
TOTAL	.231	21-15	52	8	12	2	0	0	0	14	.269	8	5	12	1	.385	0	0	0-0	14	18	5	.865

**SINGLE-GAME HIGHS [all-time ranking]:**

Hits: 3, New Mexico, 04-03-21  
 Doubles: 1, Nevada, 04-10-21; Dixie State, 04-24-21  
 Total bases: 3, New Mexico, 04-03-21  
 Runs scored: 2, New Mexico, 04-03-21; at San Jose State, Mar 27, 2021  
 Walks: 2, Nevada, 04-10-21; Nevada, 04-11-21  
 Hit by pitch: 1, UNLV, 03-13-21; Dixie State, 04-24-21; at San Jose State, Mar 27, 2021  
 Struck out: 2, San Jose State, 05-08-21  
 At bats: 5, Nevada, 04-10-21  
 Field chances: 5, UNLV, 03-13-21  
 Putouts: 2, UNLV, 03-13-21; Dixie State, 04-25-21  
 Assists: 3, UNLV, 03-13-21

## Individual Career History

### RHEE, Charlie

Year	avg	gp-gs	ab	r	h	2b	3b	hr	rbi	tb	slg%	bb	hbp	so	gdp	ob%	sf	sh	sb-att	po	a	e	fld%
2021	.200	13-1	10	3	2	0	0	0	1	2	.200	2	0	1	0	.333	0	0	0-0	10	0	0	1.000
2022	.129	22-10	31	2	4	0	0	0	3	4	.129	6	1	8	0	.289	0	1	3-3	14	7	2	.913
TOTAL	.146	35-11	41	5	6	0	0	0	4	6	.146	8	1	9	0	.300	0	1	3-3	24	7	2	.939

**SINGLE-GAME HIGHS [all-time ranking]:**

Hits: 1, 6 times

Total bases: 1, 6 times

RBI: 2, at UC Irvine, Feb 22, 2022

Runs scored: 1, 5 times

Walks: 4 [1st], San Jose State, 04-09-22

Hit by pitch: 1, at Fresno State, 05-01-22

Struck out: 2, at San Jose State, 03-19-22; at UC San Diego, 04-19-22

Sac bunts: 1 [t-7th], at San Diego, 04-12-22

At bats: 4, UC San Diego, 02-27-21; San Jose State, 04-10-22; at UC San Diego, 04-19-22

Stolen bases: 1, San Jose State, 04-09-22; San Diego, 04-18-22; at Fresno State, 05-01-22

Field chances: 5, UC San Diego, 02-27-21; San Jose State, 04-10-22; at San Diego, 04-12-22

Putouts: 5, UC San Diego, 02-27-21

Assists: 3, San Jose State, 04-10-22

### RODRIGUEZ, Alex

Year	avg	gp-gs	ab	r	h	2b	3b	hr	rbi	tb	slg%	bb	hbp	so	gdp	ob%	sf	sh	sb-att	po	a	e	fld%
2022	.152	28-24	66	5	10	3	0	0	5	13	.197	3	3	29	0	.222	0	3	1-2	32	35	4	.944
TOTAL	.152	28-24	66	5	10	3	0	0	5	13	.197	3	3	29	0	.222	0	3	1-2	32	35	4	.944

**SINGLE-GAME HIGHS [all-time ranking]:**

Hits: 3, vs TCU, 02-18-22

Doubles: 1, at New Mexico, 04-16-22; Air Force, 05-06-22; Air Force, 05-08-22

Total bases: 3, vs TCU, 02-18-22

RBI: 2, at New Mexico, 04-16-22

Runs scored: 1, 5 times

Walks: 1, vs Houston, 02-19-22; Fresno State, 03-25-22; at UC Irvine, Feb 22, 2022

Hit by pitch: 1, vs Houston, 02-19-22; Hawai'i, 02-28-22; UNLV, 03-11-22

Struck out: 2, 7 times

Sac bunts: 1 [t-7th], UC Irvine, 03-01-22; Arizona State, 03-06-22; Stanford, 04-23-22

At bats: 5, Air Force, 05-06-22

Stolen bases: 1, Hawai'i, 02-28-22

Caught stealing: 1 [t-2nd], vs TCU, 02-18-22

Field chances: 8, Arizona State, 03-05-22

Putouts: 4, UC Irvine, 03-01-22; Arizona State, 03-05-22

Assists: 4, Arizona State, 03-05-22



## Individual Career History

### RUIZ, Poncho

Year	avg	gp-gs	ab	r	h	2b	3b	hr	rbi	tb	slg%	bb	hbp	so	gdp	ob%	sf	sh	sb-att	po	a	e	fld%
2021	.300	21-13	60	13	18	1	1	3	20	30	.500	5	0	8	5	.348	1	0	1-1	71	6	1	.987
2022	.306	49-49	186	38	57	10	1	5	30	84	.452	30	7	39	1	.418	2	0	4-5	364	43	10	.976
TOTAL	.305	70-62	246	51	75	11	2	8	50	114	.463	35	7	47	6	.402	3	0	5-6	435	49	11	.978

#### SINGLE-GAME HIGHS [all-time ranking]:

Hits: 4 [t-6th], at Nevada, 04-01-22; at Air Force, 05-23-21

Doubles: 2 [t-5th], at Nevada, 04-01-22; Air Force, 05-06-22

Triples: 1 [t-1st], Fresno State, 03-26-22; at New Mexico, 05-29-21

Home runs: 1 [t-7th], 8 times

Total bases: 6, at Nevada, 04-01-22

RBI: 4, San Jose State, 05-09-21

Runs scored: 3, at New Mexico, 04-15-22; Air Force, 05-07-22

Walks: 3 [t-2nd], at San Jose State, 03-19-22

Hit by pitch: 2 [t-2nd], Air Force, 05-07-22

Struck out: 3 [t-6th], 4 times

Sac flies: 1 [t-4th], vs Houston, 02-19-22; UNLV, 03-13-22; Dixie State, 04-24-21

At bats: 6 [t-8th], at Nevada, 04-02-22; San Jose State, 04-09-22; at Air Force, 05-23-21

Stolen bases: 1, 5 times

Caught stealing: 1 [t-2nd], Grand Canyon, 04-21-22

Field chances: 19 [1st], Hawai'i, 02-28-22

Putouts: 18 [1st], Hawai'i, 02-28-22

Assists: 4, Long Beach State, 04-05-22; Air Force, 05-08-22

Runners CS: 2 [t-2nd], vs Houston, 02-19-22; Long Beach State, 04-05-22; at Long Beach State, 04-26-22

### SAUER, Kelena

Year	avg	gp-gs	ab	r	h	2b	3b	hr	rbi	tb	slg%	bb	hbp	so	gdp	ob%	sf	sh	sb-att	po	a	e	fld%
2021	.000	14-1	0	0	0	0	0	0	0	0	.000	0	0	0	0	.000	0	0	0-0	1	0	0	1.000
2022	.000	17-7	0	0	0	0	0	0	0	0	.000	0	0	0	0	.000	0	0	0-0	3	7	6	.625
TOTAL	.000	31-8	0	0	0	0	0	0	0	0	.000	0	0	0	0	.000	0	0	0-0	4	7	6	.647

Year	era	w-l	app	gs	cg	sho	sv	ip	h	r	er	bb	so	2b	3b	hr	bf	bavg	wp	hbp	bk	sfa	sha
2021	4.20	1-0	14	1	0	0/1	1	15.0	14	10	7	14	19	2	0	1	76	.246	4	2	0	2	1
2022	5.53	2-6	17	7	0	0/0	4	40.2	41	35	25	25	42	7	4	4	199	.256	15	11	0	1	2
TOTAL	5.17	3-6	31	8	0	0/1	5	55.2	55	45	32	39	61	9	4	5	275	.253	19	13	0	3	3

#### SINGLE-GAME HIGHS [all-time ranking]:

Innings pitched: 6.1, Arizona State, 03-05-22

Walks allowed: 5 [t-1st], at San Jose State, 03-19-22

Strikeouts: 9 [t-6th], UNLV, 03-12-22

Batters faced: 31 [t-9th], Arizona State, 03-05-22

Field chances: 6, Arizona State, 03-05-22

Putouts: 1, 4 times

Assists: 3, Arizona State, 03-05-22

Runners CS: 2 [t-2nd], vs Houston, 02-19-22

## Individual Career History

### SERRANO, Omar

Year	avg	gp-gs	ab	r	h	2b	3b	hr	rbi	tb	slg%	bb	hbp	so	gdp	ob%	sf	sh	sb-att	po	a	e	fld%
2022	.000	9-2	0	0	0	0	0	0	0	0	.000	0	0	0	0	.000	0	0	0-0	0	0	0	.000
TOTAL	.000	9-2	0	0	0	0	0	0	0	0	.000	0	0	0	0	.000	0	0	0-0	0	0	0	.000

Year	era	w-l	app	gs	cg	sho	sv	ip	h	r	er	bb	so	2b	3b	hr	bf	bavg	wp	hbp	bk	sfa	sha
2022	8.40	0-3	9	2	0	0/0	0	15.0	15	19	14	18	19	3	0	1	82	.254	5	4	0	1	0
TOTAL	8.40	0-3	9	2	0	0/0	0	15.0	15	19	14	18	19	3	0	1	82	.254	5	4	0	1	0

**SINGLE-GAME HIGHS [all-time ranking]:**

Innings pitched: 4.1, San Diego, 04-18-22

Walks allowed: 4 [t-6th], Stanford, 04-23-22

Strikeouts: 4, UC San Diego, 03-29-22; at San Diego, 04-12-22; San Diego, 04-18-22

Batters faced: 20, San Diego, 04-18-22

Runners CS: 1, UC San Diego, 03-29-22

### SIPE, Evan

Year	avg	gp-gs	ab	r	h	2b	3b	hr	rbi	tb	slg%	bb	hbp	so	gdp	ob%	sf	sh	sb-att	po	a	e	fld%
2022	.200	7-2	10	1	2	1	0	0	2	3	.300	1	1	5	0	.333	0	0	0-0	21	1	1	.957
TOTAL	.200	7-2	10	1	2	1	0	0	2	3	.300	1	1	5	0	.333	0	0	0-0	21	1	1	.957

**SINGLE-GAME HIGHS [all-time ranking]:**

Hits: 1, at New Mexico, 04-16-22; CSUN, 05-04-22

Doubles: 1, at New Mexico, 04-16-22

Total bases: 2, at New Mexico, 04-16-22

RBI: 2, at New Mexico, 04-16-22

Runs scored: 1, at New Mexico, 04-16-22

Walks: 1, at San Diego, 04-12-22

Hit by pitch: 1, at UC Irvine, Feb 22, 2022

Struck out: 2, at New Mexico, 04-16-22; CSUN, 05-04-22

At bats: 4, at New Mexico, 04-16-22; CSUN, 05-04-22

Field chances: 9, at New Mexico, 04-16-22; CSUN, 05-04-22

Putouts: 8, at New Mexico, 04-16-22; CSUN, 05-04-22

Assists: 1, at New Mexico, 04-16-22

## Individual Career History

### TIBBETT, Ricky

Year	avg	gp-gs	ab	r	h	2b	3b	hr	rbi	tb	slg%	bb	hbp	so	gdp	ob%	sf	sh	sb-att	po	a	e	fld%
2020	.000	3-0	0	0	0	0	0	0	0	0	.000	0	0	0	0	.000	0	0	0-0	0	0	0	.000
2021	.000	16-7	0	0	0	0	0	0	0	0	.000	0	0	0	0	.000	0	0	0-0	2	7	0	1.000
2022	.000	20-0	0	0	0	0	0	0	0	0	.000	0	0	0	0	.000	0	0	0-0	0	3	1	.750
TOTAL	.000	39-7	0	0	0	0	0	0	0	0	.000	0	0	0	0	.000	0	0	0-0	2	10	1	.923

Year	era	w-l	app	gs	cq	sho	sv	ip	h	r	er	bb	so	2b	3b	hr	bf	bavg	wp	hbp	bk	sfa	sha
2020	0.00	1-0	3	0	0	0/0	0	5.1	4	3	0	1	2	0	0	0	20	.211	0	0	0	0	0
2021	6.62	4-2	16	7	0	0/1	0	50.1	72	39	37	10	53	11	1	11	231	.341	5	6	0	3	1
2022	5.74	1-1	20	0	0	0/0	1	31.1	38	21	20	16	28	6	1	7	149	.292	2	1	0	0	2
TOTAL	5.90	6-3	39	7	0	0/1	1	87.0	114	63	57	27	83	17	2	18	400	.317	7	7	0	3	3

**SINGLE-GAME HIGHS [all-time ranking]:**

Innings pitched: 6.1, at San Jose State, Mar 28, 2021

Walks allowed: 3, Fresno State, 03-27-22

Strikeouts: 8, at San Jose State, Mar 28, 2021

Batters faced: 25, at San Jose State, Mar 28, 2021

Field chances: 2, at Nevada, 05-01-21

Putouts: 1, at Nevada, 05-01-21; San Jose State, 05-08-21

Assists: 1, 10 times

Runners CS: 1, Dixie State, 04-25-21; vs UNC Greensboro, Feb 16, 2020

### WEEMS, Irvin

Year	avg	gp-gs	ab	r	h	2b	3b	hr	rbi	tb	slg%	bb	hbp	so	gdp	ob%	sf	sh	sb-att	po	a	e	fld%
2022	.262	40-34	130	21	34	5	1	3	17	50	.385	18	7	22	0	.378	1	3	14-18	96	0	1	.990
TOTAL	.262	40-34	130	21	34	5	1	3	17	50	.385	18	7	22	0	.378	1	3	14-18	96	0	1	.990

**SINGLE-GAME HIGHS [all-time ranking]:**

Hits: 3, at San Jose State, 03-19-22; San Jose State, 04-10-22

Doubles: 1, 5 times

Triples: 1 [t-1st], San Jose State, 04-10-22

Home runs: 1 [t-7th], at San Jose State, 03-19-22; at Long Beach State, 04-26-22; CSUN, 05-04-22

Total bases: 6, at San Jose State, 03-19-22; CSUN, 05-04-22

RBI: 3, at San Jose State, 03-19-22

Runs scored: 2, at San Jose State, 03-19-22; at New Mexico, 04-16-22

Walks: 2, San Jose State, 04-09-22; Grand Canyon, 04-21-22; Air Force, 05-08-22

Hit by pitch: 2 [t-2nd], at New Mexico, 04-15-22

Struck out: 3 [t-6th], Stanford, 04-24-22

Sac flies: 1 [t-4th], Stanford, 04-23-22

Sac bunts: 1 [t-7th], UNLV, 03-13-22; at UC San Diego, 03-22-22; at UC Irvine, Feb 22, 2022

At bats: 5, 8 times

Stolen bases: 3 [t-1st], at New Mexico, 04-15-22

Caught stealing: 1 [t-2nd], 4 times

Field chances: 6, at San Jose State, 03-19-22; San Jose State, 04-10-22; CSUN, 05-04-22

Putouts: 6, at San Jose State, 03-19-22; San Jose State, 04-10-22; CSUN, 05-04-22

# Individual Career History

ZAVOREK, Brady

Year	avg	gp-gs	ab	r	h	2b	3b	hr	rbi	tb	slg%	bb	hbp	so	gdp	ob%	sf	sh	sb-att	po	a	e	fld%
2022	.000	2-1	3	0	0	0	0	0	0	0	.000	0	0	3	0	.000	0	0	0-0	0	0	0	.000
TOTAL	.000	2-1	3	0	0	0	0	0	0	0	.000	0	0	3	0	.000	0	0	0-0	0	0	0	.000

SINGLE-GAME HIGHS [all-time ranking]:

Struck out: 2, Arizona State, 03-04-22

At bats: 2, Arizona State, 03-04-22