



SAN DIEGO STATE BASEBALL

Media Relations Contact: Jim Solien | jsolien@sdsu.edu | O: 619-594-2576 | C: 619-341-9082 | www.GoAztecs.com | @GoAztecs

SIX-TIME MOUNTAIN WEST TOURNAMENT CHAMPIONS 2000, 2013, 2014, 2015, 2017, 2018

2022 SCHEDULE

Record: 7-21; Mountain West: 1-11
(Home: 4-13; Away: 2-6; Neutral 1-2)

Day/Date	Opponent	Time/Result
Friday, Feb. 18	vs. TCU+	L, 3-5
Saturday, Feb. 19	vs. Houston+	W, 4-3
Sunday, Feb. 20	vs. California+	L, 3-6
Tuesday, Feb. 22	at UC Irvine	L, 3-13
Friday, Feb. 25	Hawai'i^	W, 7-1
Saturday, Feb. 26	Utah^	L, 0-4
Sunday, Feb. 27	Utah^	W, 4-3 (7)
Monday, Feb. 28	Hawai'i	L, 5-8 (15)
Tuesday, March 1	UC Irvine	L, 2-3
Friday, March 4	Arizona State	L, 5-13
Saturday, March 5	Arizona State	L, 4-6
Sunday, March 6	Arizona State	W, 4-3
Friday, March 11	UNLV*	L, 2-5
Saturday, March 12	UNLV*	L, 3-4
Sunday, March 13	UNLV*	L, 8-10
Tuesday, March 15	Iowa	L, 4-6
Friday, March 18	at San José State*	L, 2-3
Saturday, March 19	at San José State*	L, 7-8
Sunday, March 20	at San José State*	L, 8-9
Tuesday, March 22	at UC San Diego	W, 14-7
Friday, March 25	Fresno State*	L, 1-3
Saturday, March 26	Fresno State*	L, 2-8
Sunday, March 27	Fresno State*	L, 0-4
Tuesday, March 29	UC San Diego	L, 0-4
Friday, April 1	at Nevada*	W, 13-1
Saturday, April 2	at Nevada*	L, 6-12
Sunday, April 3	at Nevada*	L, 6-8
Tuesday, April 5	Long Beach State	W, 5-1
Friday, April 8	San José State*	6 p.m. PT
Saturday, April 9	San José State*	6 p.m. PT
Sunday, April 10	San José State*	1 p.m. PT
Tuesday, April 12	at San Diego	6 p.m. PT
Thursday, April 14	at New Mexico*	6 p.m. MT
Friday, April 15	at New Mexico*	6 p.m. MT
Saturday, April 16	at New Mexico*	1 p.m. MT
Monday, April 18	San Diego	6 p.m. PT
Tuesday, April 19	at UC San Diego	6 p.m. PT
Thursday, April 21	Grand Canyon	6 p.m. PT
Friday, April 22	Grand Canyon	6 p.m. PT
Saturday, April 23	Stanford	6 p.m. PT
Sunday, April 24	Stanford	1 p.m. PT
Friday, April 29	at Fresno State*	6 p.m. PT
Saturday, April 30	at Fresno State*	3 p.m. PT
Sunday, May 1	at Fresno State*	1 p.m. PT
Tuesday, May 3	UC San Diego	6 p.m. PT
Wednesday, May 4	CSUN	6 p.m. PT
Friday, May 6	Air Force*	6 p.m. PT
Saturday, May 7	Air Force*	6 p.m. PT
Sunday, May 8	Air Force*	1 p.m. PT
Friday, May 13	Nevada*	6 p.m. PT
Saturday, May 14	Nevada*	6 p.m. PT
Sunday, May 15	Nevada*	1 p.m. PT
Thursday, May 19	at UNLV*	6 p.m. PT
Friday, May 20	at UNLV*	6 p.m. PT
Saturday, May 21	at UNLV*	Noon PT
Thurs.-Sun. May 26-29	Mountain West Tournament (San Diego, Calif.)	

+ - MLB4 Tournament (Scottsdale, Ariz.)
^ - Tony Gwynn Legacy (San Diego, Calif.)
* - Mountain West game

Game Week Preview

San Jose State (15-15, 6-6 MW) at San Diego State (7-21, 1-11 MW)

Friday, April 8 | 6 p.m. PT | Tony Gwynn Stadium
Coverage: Live Stats | MW Network
SJSU: Jonathan Clark, RHP (0-2, 6.66 ERA, 25.2 IP)
SDSU: Troy Melton, RHP (1-1, 1.00 ERA, 18.0 IP)

Sunday, April 10 | 1 p.m. PT | Tony Gwynn Stadium
Coverage: Live Stats | MW Network
SJSU: Aaron Eden, RHP (3-3, 7.34 ERA, 25.2 IP)
SDSU: Chris Canada, LHP (1-0, 2.70 ERA, 13.1 IP)

Saturday, April 9 | 6 p.m. PT | Tony Gwynn Stadium
Coverage: Live Stats | MW Network
SJSU: Ethan Ross, LHP (0-2, 9.10 ERA, 28.2 IP)
SDSU: TJ Fondtain, LHP (1-4, 4.18 ERA, 32.1 IP)



SJSU	Overall Statistical Comparison	SDSU
.270	Batting Average	.241
.369	On Base Percentage	.345
.440	Slugging Percentage	.337
7.24	Earned Run Average	4.44
0.97	Strikeout/Walk Ratio	1.99
.285	Opponent Batting Average	.236
.970	Fielding Percentage	.962

All-Time Series Record: SDSU leads 84-36

WHAT'S ON TAP FOR AZTEC BASEBALL

- > San Diego State dives back into Mountain West competition this weekend when it welcomes San José State to "America's Finest City" for a key three-game Mountain West series, April 8-10, at Tony Gwynn Stadium.
- > The first two games vs. the Spartans are scheduled to get underway at 6 p.m. PT, while Sunday's finale is slated for a 1 p.m. start.
- > In addition to live stats, all three contests will be streamed live via the Mountain West Network, with links to both platforms available on GoAztecs.com.

SETTING THE SCENE

- > SDSU is coming off a 5-1 victory over preseason Big West Conference favorite Long Beach State on Tuesday night, defeating the Dirtbags for the fourth straight meeting while putting the brakes on an eight-game home losing streak.
- > The Aztecs (7-21, 1-11 MW) will be looking to climb back into contention for the Mountain West tournament, trailing this weekend's opponent San José State (15-15, 6-6 MW) by five games for the fourth spot in the conference standings. The top four teams will qualify for the MW Championship to be held May 26-28 at Tony Gwynn Stadium in San Diego.
- > As a staff, SDSU pitchers lead the Mountain West in several categories this week, including team ERA (4.44), strikeouts (274), opposing team batting average (.242) and fewest hits allowed (223).
- > On the national stage, SDSU ranks 53rd in the country with a league-leading 9.9 strikeouts per nine innings.
- > Individually, three Aztec pitchers find themselves among the conference leaders in ERA, including TJ Fondtain (4.18), who ranks sixth, while Jacob Flores (4.80) occupies the seventh spot, followed by Kelena Sauer (5.34), who is slotted 11th.
- > In addition, the aforementioned trio has landed in the MW top 10 this week in opposing team batting average, led by Fondtain (3rd, .210), Flores (5th, .239) and Sauer (8th, .270).
- > Not to be outdone, four SDSU hurlers are also ranked near the top of the league in strikeouts, paced by Flores and Jonny Guzman, who are tied for the seventh position with 32 whiffs apiece, followed by Sauer (10th, 29) and TJ Fondtain (12, 25).
- > Aztec right-hander Troy Melton, who has missed the first three weeks of the 2022 campaign is expected to make his fifth consecutive start on Friday against SJSU. Melton was named to the preseason all-Mountain West team in February.
- > Offensively, utility player Cole Carrigg and catcher Poncho Ruiz have each batted .444 over the last four games (8-18) with two doubles and three RBIs apiece. During that stretch, Carrigg has homered and stole three bases, while Ruiz has scored six runs.
- > In addition, Caden Miller continues to be a bright spot for SDSU, hitting safely in 13 of his last 14 games at a .377 clip to go with a .493 on-base percentage and a .509 slugging percentage in that span.
- > The Aztec shortstop tops the squad with a .330 average for the season and ranks second in the MW with 11 stolen bases. Against UCSD on March 29, Miller swiped three bases to set a career high.
- > As a team, SDSU second ranks second in the league with 33 stolen bases and 40 attempts and 14 sacrifice bunts.
- > Following this weekend's series with the Spartans, SDSU will square off against crosstown adversary San Diego in the first of two meetings this season on Tuesday, April 12, at Cunningham Field and Fowler Park on the USD campus.

PROJECTED AZTEC STARTERS (Based on recent trends)

Position	Players	Avg.	AB	R	H	2B	3B	HR	RBI	BB	SO	SB-ATT
C	Poncho Ruiz	.291	103	17	30	6	1	2	14	20	21	1-1
1B	Brian Leonhardt	.217	83	13	18	3	0	3	15	6	20	1-2
2B	Cole Carrigg	.324	105	13	34	5	1	2	16	4	18	8-11
SS	Caden Miller	.330	106	14	35	0	2	2	15	18	23	11-12
3B	Tino Bethancourt	.213	61	10	13	2	0	1	6	12	16	2-3
LF	Xavier Carter	.179	28	6	5	1	0	0	2	4	3	0-0
CF	Shaun Montoya	.244	41	3	10	0	0	0	1	4	13	1-3
RF	Tyler Glowacki	.280	82	9	23	5	0	0	9	14	11	1-2
DH	Deron Johnson	.205	44	4	8	2	0	1	4	6	6	1-1

Pitching Rotation	ERA	W-L	G-GS-CG	Sv	IP	H	R	ER	BB	SO	B/Avg.
Fri. Troy Melton	1.00	1-1	4-4-0	0	18.0	11	5	2	6	20	.167
Sat. TJ Fondtain	4.18	1-4	7-6-0	0	32.1	27	18	16	18	25	.210
Sun. Chris Canada	2.70	1-0	8-1-0	0	13.1	12	4	4	10	16	.231

Week 8: vs. San José State

GENERAL INFORMATION

Location	San Diego, Calif.
Founded	1897
Enrollment	33,870
Nickname	Aztecs
Mascot	Aztec Warrior
Colors	Scarlet and Black (Pantone 187)
Conference	Mountain West
Affiliation	Division I
President	Dr. Adela de la Torre
Director of Athletics	John David Wicker
Faculty Representative	Patrick Papin

BASEBALL COACHING STAFF

Head Coach	Mark Martinez (Mesa State '84)
Overall Record	222-171 (Eighth year)
Record at SDSU	222-171 (Eighth year)
Assistant Coach/Pitching Coach	Shaun Cole (William Penn '04)
Assistant Coach	Sergio Brown (Cal State Fullerton '95)
Volunteer Assistant Coach	Chris Doyle (SDSU '17)
Baseball Office Phone	(619) 594-6889

BASEBALL SUPPORT STAFF

Director of Player Development/Camp Coordinator	Eric Lally
Student Manager	Justin Lawrence
Athletic Trainer	Bronson Santillan
Strength and Conditioning	James Chassin

BASEBALL FACTS

2021 Record	30-16
2021 MW Record	22-14
Lettermen Returning/Lost	16/18
Position Starters Returning/Lost	2/6
Pitchers Returning/Lost	6/12
Total Players Returning	23
Newcomers	15
Incoming Freshmen	10
Division I Transfers	3
JC Transfers	2

FACILITY

Home Field	Tony Gwynn Stadium
Capacity	3,000
Surface	Natural Grass
Outfield Distances	340-365-410-365-340

SDSU MEDIA RELATIONS

Senior Assoc. AD Media Relations	Mike May
Office Phone	(619) 594-5547
Baseball Contact	Jim Solien
E-Mail	jsolien@sdsu.edu
Office Phone	(619) 594-2576
Athletics Website	www.goaztecs.com
Twitter/Instagram	@goaztecs



HEAD COACH MARK MARTINEZ

> Mark Martinez is in his eighth season as head coach of the Aztecs and 17th overall as a member of the San Diego State staff after succeeding the late Tony Gwynn on August 20, 2014. He is just the fifth head coach in SDSU history since baseball was elevated to major sport status in 1936.

> During his tenure as the Aztecs' head coach, Martinez has compiled a 222-171 record (.565), highlighted by three Mountain West tournament championships in 2015, 2017 and 2018. He has also posted a 107-89 ledger (.546) in conference regular-season games.

> Since 2015, SDSU has garnered 30 all-Mountain West accolades under Martinez's tutelage, including back-to-back MW Pitchers of the Year Brett Seeburger (2017) and Garrett Hill (2018), as well as 2017 MW Player of the Year Danny Sheehan.

> Additionally, Martinez has mentored three freshman All-Americans in Chase Calabuig (2015), Casey Schmitt (2018) and Jaden Fein (2019), with the latter also receiving Mountain West Co-Freshman of the Year distinction last year.

> In 2017, Martinez recorded his 100th victory for the Scarlet and Black, becoming the fastest head coach in program history to reach the century mark in wins.

> Not to be outdone, Martinez also became the fastest head coach in Mountain West history to win three conference championships when the Aztecs captured the title in 2018.

> Martinez was hired as an assistant coach for the Aztecs in July of 2005 and served for nine years under head coach Tony Gwynn. During that time, he was promoted to the position of associate head coach.

> Since his arrival on The Mesa as an assistant coach, Martinez has witnessed 49 SDSU players get drafted into the professional ranks, with 10 of those selections making the major leagues (Stephen Strasburg, Addison Reed, Justin Masterson, Bruce Billings, Quintin Berry, Lance Zawadzki, Greg Allen, Ty France, Seby Zavala and Alan Trejo).

> Prior to his arrival at San Diego State, Martinez was an assistant coach at New Mexico for 17 seasons from 1989-2005. During his time as a hitting and infield coach, he helped develop the Lobos into one of the most prominent offensive teams in the country, with UNM ranking among the top 11 nationally in hitting over his final four seasons.

> Martinez served as an assistant at his alma mater, Mesa State College (now Colorado Mesa University) in Grand Junction, Colorado, from 1984-88. He played shortstop at the school from 1982-84, earning all-conference and all-district honors as a senior.

> Martinez graduated from Mesa State College (now Colorado Mesa) with a bachelor's degree in physical education in 1984 and completed his master's in sports administration at New Mexico in 1990.

> During the offseason, Martinez signed a three-year contract extension that will keep him at San Diego State through the 2026 season.

2022 AZTEC BASEBALL ROSTER

No.	Player	Pos.	B-T	Ht.	Wt.	Yr.	Hometown / Last School
1	Caden Miller	IF	S-R	5-11	180	So.	Newhall, Calif. / Bishop Alemany HS
2	Brady Zavorek	IF	R-R	5-11	175	Fr.	Fresno, Calif. / Bullard HS
3	Kenny LeBeau	IF	L-R	5-10	175	R-Jr.	Granite Bay, Calif. / Sierra College
5	Fisher Pyatt	IF	S-R	6-0	180	So.	San Diego, Calif. / St. Augustine HS
8	Cole Carrigg	C/UTL	S-R	6-2	180	So.	Turlock, Calif. / Turlock HS
9	Charlie Rhee	OF	R-R	5-10	175	So.	San Diego, Calif. / St. Augustine HS
10	Tino Bethancourt	IF	R-R	6-2	190	R-Fr.	El Dorado Hills, Calif. / Oak Ridge HS
11	Avery Jones	RHP	R-R	6-6	215	Sr.	Gig Harbor Wash. / Central Arizona College
12	Max Foxcroft	IF	L-R	5-9	170	So.	Newport Coast, Calif. / Oregon
13	Alex Rodriguez	IF	R-R	6-2	180	R-Fr.	Upland, Calif. / USC
14	Irvin Weems	OF	R-R	6-0	190	Fr.	Las Vegas, Nev. / Durango HS
15	Xavier Carter	OF/IF	L-L	6-4	210	R-So.	Sacramento, Calif. / Capital Christian HS
18	Tyler Glowacki	OF	L-L	5-10	190	Fr.	San Diego, Calif. / Santana HS
21	Brian Leonhardt	IF/LHP	L-L	6-2	200	Jr.	San Diego, Calif. / Eastlake HS
22	Chris Canada	LHP	L-L	6-7	205	Fr.	Orange, Calif. / Orange Lutheran HS
23	Jonny Guzman	RHP	R-R	6-2	190	R-So.	Orange, Calif. / Orange Lutheran HS
24	Poncho Ruiz	C	R-R	6-2	195	So.	Tijuana, Mexico / Mater Dei HS (Chula Vista, Calif.)
25	Hunter Hargett	RHP	R-R	6-2	185	Fr.	San Diego, Calif. / Point Loma HS
26	Omar Serrano	RHP	R-R	6-4	170	Fr.	Downey, Calif. / Downey HS
27	Joseph Ingrassia	LHP	L-L	6-2	180	Fr.	San Diego, Calif. / Valhalla HS
28	TJ Fondtain	IF/LHP	L-L	6-4	190	So.	Clovis, Calif. / Buchanan HS
29	Robert Brodell	RHP	R-R	6-0	195	Jr.	Brawley, Calif. / Imperial Valley College
30	Hunter Cranton	RHP	R-R	6-3	195	R-So.	San Juan Capistrano, Calif. / Saddleback College
31	Blake Butcher	IF	L-R	6-0	200	Fr.	Newport Beach, Calif. / Corona del Mar HS
32	Ricky Tibbett	RHP	L-R	6-2	175	So.	San Diego, Calif. / Eastlake HS
35	Julian Jackson	RHP	L-R	6-8	225	So.	Powder Springs, Ga. / Eastern Kentucky
36	Jacob Flores	LHP	L-L	6-4	215	Sr.	Oxnard, Calif. / Rio Mesa HS
38	Ryan Faulks	RHP/IF	R-R	6-2	170	Fr.	Rancho Santa Margarita, Calif. / Trabuco Hills HS
39	Troy Melton	RHP	R-R	6-4	190	R-So.	Anaheim, Calif. / Canyon HS
40	Jaden Bercovich	RHP	R-R	6-2	210	Jr.	Reno, Nev. / Damonte HS
41	Deron Johnson	C	L-R	6-0	195	Jr.	Poway, Calif. / Poway HS
42	Shaun Montoya	OF	L-R	5-11	160	R-Fr.	Rancho Cucamonga, Calif. / UC Irvine
46	Trevor Hazelhurst	OF	L-L	6-2	210	R-So.	San Diego, Calif. / Grossmont College
47	Eldridge Armstrong III	RHP	R-R	6-2	205	Fr.	Simi Valley, Calif. / Monte Vista Academy
48	Johnny Giannola	UTL	R-R	5-11	210	R-Fr.	Dana Point, Calif. / Santa Margarita Catholic HS
50	Kelena Sauer	RHP	R-R	6-3	205	So.	Honolulu, Hawai'i / Kamehameha HS

Head Coach: 7 Mark Martinez (Mesa State, 1984; New Mexico, 1990), Eighth season

Assistant Coach/Pitching Coach: 0 Shaun Cole (William Penn, 2004), First season

Assistant Coach/Recruiting Coordinator: 20 Sergio Brown (Cal State Fullerton, 1995), First season

Volunteer Assistant Coach: 33 Chris Doyle (San Diego State, 2017)

Director of Player Development/Camp Coordinator: Eric Lally

Week 8 vs. San José State

AZTEC WEEKEND ROTATION

> On the strength of his performance against Long Beach State on April 5, freshman Chris Canada will join San Diego State's weekend rotation vs. San José State with his second consecutive start on Sunday, following Troy Melton (Friday) and TJ Fondtain (Saturday).

> Melton (1-1, 1.00 ERA) is scheduled to take the mound for Friday's series opener against the Spartans. The Aztec right-hander picked up his first victory of the year at Nevada on April 1, after yielding just one unearned run on four hits and one walk in a season-long seven innings. The SDSU right-hander also tied his season high with six strikeouts for the second consecutive start and limited Wolf Pack to a collective .160 batting average (4-25), as the Scarlet and Black rolled to a 13-1 conquest. Melton also started in last month's series opener at San José State on March 18, when he ceded two unearned runs on three hits and one walk against four strikeouts in 4 2/3 innings but did not factor in the decision. Last season, the Anaheim, California, native finished among the Mountain West leaders in several categories, including strikeouts (2nd, 83), innings pitched (4th, 73.1), opposing batting average (8th, .291), wins (T-10th, 4), ERA (11th, 6.14) and fewest walks allowed (T-15th, 30). He also issued one walk or less in eight starts. For his efforts, Melton was named to the preseason all-MW team prior to the 2022 campaign.

> TJ Fondtain (1-4, 4.18 ERA) is slated to make his fourth straight start and seventh of the year after a tough outing at Nevada on April 3, when he gave up five runs (one earned) on three hits and four walks over a three-inning stint against only one strikeout. In his previous start against Fresno State on March 27, the SDSU left-hander retired the first nine batters he faced until giving up three runs on two hits and three walks in the fateful fourth inning, as the Bulldogs ultimately prevailed 4-0. Fondtain returned to the rotation at San José State on March 20 and went six innings to tie his season-long stint but did not figure in the decision after surrendering five runs on six hits and one walk in 6.0 innings to go with a trio of strikeouts. Despite a bullpen appearance vs. UNLV on March 11, he still ranks eighth in the MW this week with 21.1 innings pitched. In addition, the Clovis, California, native finds himself among the conference leaders in opposing batting average (2nd, .208), fewest hits allowed (T-3rd, 22), ERA (7th, 4.30) and fewest walks allowed (T-8th, 12). Fondtain garnered Mountain West Pitcher of the Week accolades after collecting his first career victory in the Aztecs' 7-1 triumph over Hawai'i in the Tony Gwynn Legacy on Feb. 25. Against the Rainbow Warriors, he tallied a career-high seven strikeouts, allowing just one unearned run on a scant three hits and no walks in 6.0 innings.

> Meanwhile, Chris Canada (1-0, 2.70 ERA) is projected to make his second career start after collecting his first collegiate victory in the Aztecs' 5-1 triumph over Long Beach State at home on April 5. The SDSU left-hander posted a personal-best seven strikeouts in a season-long 5.0 scoreless innings against the Dirtbags, scattering three and a pair of walks. A 2021 alumnus of Orange Lutheran High School, Canada earned all-CIF Division I honors as a senior after helping the Lancers reach the semifinals of both the CIF Southern Section playoffs and the CIF regional championships. During his final prep campaign, he posted an 8-0 record with a 1.39 ERA with 85 strikeouts in 72.0 innings while collecting two saves and limiting the opposition to a .159 batting average. In addition, Canada garnered all-Trinity League accolades and competed in the Orange County All-Star Game.

SERIES RECORD VS. SAN JOSÉ STATE

> Despite dropping three games to the Spartans in Silicon Valley last month, San Diego State holds a sizable 84-36 lead in the all-time series, which dates back to 1938.

> The Aztecs' 48-game advantage in head-to-head meetings vs. San José State ranks as the fourth-largest spread against a single opponent in program history behind Air Force (116-31), Utah (104-35) and UC Santa Barbara (84-29-1).

> SDSU is 46-13 against the Spartans in San Diego and 33-23 in San Jose. In addition, the Aztecs have won all five meetings vs. the Spartans on a neutral field.

> Since SJSU joined the Mountain West during the 2013-14 academic year, San Diego State is 32-10 vs. the Spartans, capturing 12 of 13 series played between the two teams and winning three conference tournament games.

> The Aztecs' series loss last month in San Jose was their first to SJSU since suffering a road sweep in May 1999 during San Diego State's last season in the Western Athletic Conference.

> Last year, the Aztecs won five of six meetings against the Spartans, including a three-game sweep at Tony Gwynn Stadium, May 8-9, 2021.

> SDSU opened its home series vs. San José State in 2021 with a big 17-3 run-rule victory in seven innings in game one of a twin bill, followed by a 10-6 triumph in the nightcap. The Scarlet and Black wrapped up the series the next day with an 8-3 win, scoring all of its runs in the sixth and seventh innings to complete the sweep.

> During Mark Martinez's eight-year tenure as head coach on The Mesa, SDSU sports a 27-8 record vs. San José State, including a 14-2 mark at home, an 11-6 ledger on the road and a 2-0 record at a neutral park.

> As previously mentioned, the Aztecs will be looking to avenge a three-game sweep at San José State last month, dropping all three contests by one run (3-2, 8-7 and 9-8).

2022 AZTEC GAME HIGHS

Team Batting

At bats	52, vs. Hawai'i (2-28-22)
Runs scored	14, at UC San Diego (3-22-22)
Hits	18, at Nevada (4-1-22)
RBIs	12, at Nevada (4-1-22) and UC San Diego (3-22-22)
Doubles	5, at Nevada (4-1-22)
Triples	1, Six times, last: vs. Long Beach State (4-5-22)
Home runs	3, at San José State (3-20-22)
Total bases	29, at Nevada (4-1-22)
Walks	10, at UC San Diego (3-22-22) and at San José State (3-19-22)
Strikeouts	20, vs. Iowa (3-15-22)
Sacrifice hits	2, vs. Fresno State (3-25-22), vs. Hawai'i (2-28-22) and vs. Utah (2-27-22)
Sacrifice flies	2, at UC San Diego (3-22-22)
Stolen bases	4, at San José State (3-20-22)
Hit by pitch	6, vs. Hawai'i (2-28-22)
Caught stealing	2, vs. Fresno State (3-27-22), vs. Houston (2-19-22) and vs. California (2-20-22)
Runners LOB	17, vs. Hawai'i (2-28-22)
Hit into DP	3, at San José State (3-18-22)

Team Fielding

Putouts	45, vs. Hawai'i (2-28-22)
Assists	17, vs. Hawai'i (2-28-22)
Errors	4, at Nevada (4-3-22) and at Nevada (4-2-22)
Passed balls	2, at UC San Diego (3-22-22)
Double Plays Turned	2, vs. UC San Diego (3-29-22), vs. Arizona State (3-5-22) and vs. Hawai'i (2-28-22)

Team Pitching

Innings pitched	15.0, vs. Hawai'i (2-28-22)
Runs allowed	13, vs. Arizona State (3-4-22) and at UC Irvine (2-22-22)
Earned runs	12, at UC Irvine (2-22-22)
Walks allowed	9, vs. TCU (2-18-22)
Strikeouts	21, vs. Hawai'i (2-28-22)
Hits allowed	19, vs. Arizona State (3-4-22)
Doubles allowed	4, at Nevada (4-2-22), vs. Fresno State (3-26-22) and vs. Arizona State (3-4-22)
Triples allowed	2, Three times, last: at UC San Diego (3-22-22)
Home Runs allowed	4, vs. Arizona State (3-4-22)
Wild pitches	8, vs. UNLV (3-12-22)
Hit batters	8, vs. Hawai'i (2-28-22)

Individual Batting

At bats	7, Cole Carrigg vs. Hawai'i (2-28-22)
Runs scored	3, Xavier Carter and Trevor Hazelhurst at Nevada (4-1-22)
Hits	4, Poncho Ruiz at Nevada (4-1-22)
RBIs	5, Brian Leonhardt at Nevada (4-1-22)
Doubles	2, Poncho Ruiz at Nevada (4-1-22) and Tyler Glowacki vs. Iowa (3-15-22)
Triples	1, Six times, last: Caden Miller vs. Long Beach State (4-5-22)
Home runs	1, Fifteen times, last: Cole Carrigg vs. Long Beach State (4-5-22)
Total Bases	6, Four times, last: Brian Leonhardt, Trevor Hazelhurst and Poncho Ruiz at Nevada (4-1-22)
Walks	3, Poncho Ruiz at San José State (3-19-22)
Strikeouts	3, Seven times, last: Poncho Ruiz at Nevada (4-2-22)
Sacrifice hits	2, Tyler Glowacki vs. Fresno State (3-25-22) and Cole Carrigg vs. Utah (2-27-22)
Sacrifice flies	1, Seven times, last: Tyler Glowacki vs. Long Beach State (4-5-22)
Stolen bases	3, Caden Miller vs. UC San Diego (3-29-22)
Hit by pitch	3, Caden Miller vs. Hawai'i (2-28-22)
Caught stealing	1, Thirteen times, last: Brian Leonhardt vs. Long Beach State (4-5-22)
Runners LOB	6, Trevor Hazelhurst vs. Arizona State (3-6-22)

Individual Fielding

Putouts	18, Poncho Ruiz vs. Hawai'i (2-28-22)
Assists	8, Caden Miller at San José State (3-18-22)
Errors	2, Three times, last: Caden Miller at Nevada (4-3-22)
Passed balls	2, Deron Johnson at UC San Diego (3-22-22)

Individual Pitching

Innings pitched	7.0, Troy Melton at Nevada (4-1-22)
Runs allowed	8, Robert Brodell vs. Arizona State (3-4-22)
Earned runs	6, Cole Carrigg vs. Iowa (3-15-22)
Walks allowed	5, Kelena Sauer at San José State (3-19-22) and Jacob Flores vs. UNLV (3-13-22)
Strikeouts	9, Kelena Sauer vs. UNLV (3-12-22) and Jonny Guzman at UC Irvine (2-22-22)
Hits allowed	10, Kelena Sauer vs. Arizona State (3-5-22)
Doubles allowed	3, Troy Melton at San José State (3-18-22) and Ricky Tibbett vs. Arizona State (3-4-22)
Triples allowed	1, Twelve times, last: Hunter Cramton at Nevada (4-2-22)
Homers allowed	2, Three times, last: TJ Fondtain at San José State (3-20-22)
Wild pitches	4, Kelena Sauer vs. UNLV (3-12-22)
Hit batters	4, Kelena Sauer vs. UNLV (3-12-22)

Week 8: vs. San José State

2022 MOUNTAIN WEST STANDINGS (As of April 7)

Team	---Conference---			----Overall----			Strk
	W	L	Pct	W	L	Pct.	
UNLV	11	1	.917	20	9	.690	W6
Nevada	7	4	.636	14	13	.519	W3
Fresno State	7	5	.583	13	15	.464	L2
San José State	6	6	.500	15	15	.500	W1
New Mexico	5	7	.417	13	16	.448	W1
Air Force	4	7	.364	12	15	.423	W3
San Diego State	1	11	.083	7	21	.250	W1

Upcoming Games in the MW

Friday, April 8

San José State at San Diego State, 6 p.m. PT

California Baptist at Air Force, 3 p.m. MT

Nevada at UNLV, 6:05 p.m. PT

New Mexico at Fresno State, 6:05 p.m. PT

Saturday, April 9

San José State at San Diego State, 6 p.m. PT

California Baptist at Air Force, Noon MT

Nevada at UNLV, 1:05 p.m. PT

New Mexico at Fresno State, 6:05 p.m. PT

Sunday, April 10

San José State at San Diego State, 1 p.m. PT

California Baptist at Air Force, Noon MT

Nevada at UNLV, 12:05 p.m. PT

New Mexico at Fresno State, 1:05 p.m. PT

Tuesday, April 12

San Diego State at San Diego, 6 p.m. PT

Northern Colorado at Air Force, 3 p.m. MT

Fresno State at Sacramento State, 6 p.m. PT

Dixie State at UNLV, 6:05 p.m. PT

Thursday, April 14

San Diego State at New Mexico, 6 p.m. MT

Air Force at Nevada, 6 p.m. PT

Abilene Christian at Fresno State, 6:05 p.m. PT

San José State at UNLV, 6:05 p.m. PT

Friday, April 15

San Diego State at New Mexico, 6 p.m. MT

Air Force at Nevada, 6 p.m. PT

Abilene Christian at Fresno State, 6:05 p.m. PT

San José State at UNLV, 6:05 p.m. PT



> Freshman Irvin Weems played two games in the series and led the Scarlet and Black with five hits and a .500 batting average, while Tino Bethancourt (.400) and Cole Carrigg (.267) started the entire weekend, finishing with four hits apiece. Carrigg also topped the squad with four RBIs, three runs scored and a pair of stolen bases.

SAN JOSÉ STATE AT A GLANCE

> The Spartans snapped a four-game losing streak on Tuesday with a 4-2 triumph over San Francisco in a non-conference road game to even its record at 15-15 for the season.

> San José State is in the midst of an 11-game road trip and will be returning to Southern California on the heels of a 0-4 swing last week when it was edged at Cal State Fullerton, 6-5, before suffering a three-game sweep at USC. The Spartans were dealt two additional narrow defeats by the Trojans, 6-5 and 7-5, before dropping a 6-2 decision in the finale.

> In all, SJSU has compiled a 13-7 record at home but is just 2-8 on the road.

> Offensively, the Spartans have been paced by sophomore utility player Charles McAdoo, who shares the top spot in the MW with 47 hits and finds himself among the conference leaders in numerous categories this week, including batting average (4th, .392), slugging percentage (4th, .667), home runs (T-5th, 7), on-base percentage (6th, .465), RBIs (T-6th, 29), doubles (T-6th, 10) and runs scored (T-9th, 14).

> Additionally, fellow classmate Hunter Dorraugh is tied for the third position in the league with eight home runs while occupying the eighth spot in slugging percentage (.600) and runs scored (29).

> Elsewhere, SJSU has received a boost from outfielder Robert Hamchuk, who shares the third spot in the MW with 45 hits and is tied for

> Collectively, the Spartans are second in the Mountain West this week in home runs (35) and walks (131) while occupying the third position in runs scored (178) and RBIs (171). In addition, SJSU ranks fourth in both slugging percentage (.440) and on-base percentage (.369) but is just fifth in batting average (.270).

> On the mound, SJSU finds itself slotted fourth in the MW in opposing team batting average (.285) and strikeouts (217). However, the Spartans are just sixth in team ERA (7.24) while ranking last in walks allowed (223).

> For Friday's opener against the Aztecs, Jonathan Clark is projected to make his eighth straight start after posting an 0-2 record with a 6.66 ERA and 22 strikeouts in 25 2/3 innings. A native of nearby San Marcos, Clark pitched a season-long 6.0 innings in his last start at USC on April 1 but did not factor in the decision after giving up four runs on seven hits and three walks, as the Trojans overcame a 5-0 deficit. The Spartan right-hander also started the series opener against SDSU last month, allowing two unearned runs on three hits and two walks against six strikeouts before exiting after five frames with the score deadlocked at 2-2.

> Left-hander Ethan Ross (0-2, 9.10 ERA), who is slated to start on Saturday, also did not figure in the decision in his last outing at USC on April 2, despite yielding four runs on eight hits and two walks in 5 1/3 innings, as the Trojans scored three runs in the bottom of the eighth to erase a 5-4 deficit. Ross also pitched against the Aztecs on March 19, surrendering two runs on four hits and six walks before leaving to start the fourth.

> A familiar face to SDSU fans will round out the weekend rotation for San José State on Sunday when Aaron Eden (3-3, 7.34 ERA) is expected to take the hill. Eden compiled a 7-3 record and 4.47 ERA in three seasons with the Aztecs from 2019-21, when he combined for 74 strikeouts in 114 2/3 innings. The Spartan right-hander was tagged for six runs on six hits and three walks without a strikeout in just 1 2/3 innings at USC on April 3. Eden also faced his former teammates on March 20, when he yielded three runs on five hits and a walk but did not factor in the decision after SJSU scored a walk-off 9-8 victory.

> Head coach Brad Sanfilippo is in his fifth season at the helm of the San José State baseball program, including a stint as the Spartans' interim head coach in 2018. Prior to his promotion to head coach, Sanfilippo served as SJSU's assistant coach in 2013-14, sandwiched between stints as an assistant at the University of California, Berkeley from 2010-12 and 2015-17. Before entering the collegiate ranks, Sanfilippo was the head coach at Los Gatos (Calif.) High School, leading his squad to four El Camino League championships (2005, 2006, 2007, 2009) and a pair of CIF Central Coast Section Division II titles (2006, 2009). He also coached at Willow Glen High School in San Jose. As a collegian, Sanfilippo was a three-year starter at UC Davis and served as the Aggies' team captain during his senior year in 1998. His record with the Spartans stands at 73-121.

THE LAST TIME OUT: AZTECS TOPPLE LONG BEACH STATE

> San Diego State picked up a much-needed win on Tuesday with a 5-1 conquest of Long Beach State at Tony Gwynn Stadium.

> With the result, the Aztecs (7-21) snap an eight-game home losing streak and defeat the Dirtbags (14-13) for the fourth straight time dating back to the 2018 campaign.

> Making his first start in the Scarlet and Black uniform, pitcher Chris Canada (1-0) recorded his first collegiate victory after posting a personal-best seven strikeouts in a season-long 5.0 innings.

> Meanwhile, Caden Miller and Cole Carrigg led the SDSU offense with two RBIs apiece.

> Miller gave the Aztecs a lead they would not relinquish after smacking a two-run triple with one out in the bottom of the third off the Beach's second reliever of the night Kaden Moeller (0-1). The SDSU shortstop ripped a 3-2 pitch down the left-field line, plating Xavier Carter and Tino Bethancourt, who previous singled and walked, respectively.

> The Dirtbags scored their only run in the top of the sixth when Rocco Peppi led off with a double and eventually crossed the plate on a pair of wild pitches. LBSU threatened to add more after Jonathon Long followed with a walk, while Eddie Saldivar singled to left. However, Poncho Ruiz nailed both runners at second on successive stolen base attempts.

> Then in the bottom of the frame, the Aztecs gave themselves some breathing room at 4-1 when Carrigg belted a two-run homer, his second round-tripper of the season, driving in Ruiz, who kept the inning alive just moments earlier after beating out a slow roller to third with two outs.

> SDSU closed out the scoring in the eighth when Ruiz raced home on Tyler Glowacki's sacrifice fly. Previously, the Aztec catcher led off with a walk and advanced to second and third, respectively, on Carrigg's single and Brian Leonhardt deep flyout to left center.

> Canada was solid on the mound for the Aztecs, scattering three and a pair of walks. The Beach's Sebastian Murillo doubled with one out in the third; however, the SDSU left-hander got out of the inning unscathed after inducing a pop up to Charlie Loust and groundout to Chase Lutrell.

Week 8 vs. San José State

> In all, four Aztec hurlers combined for 12 strikeouts, marking the 14th time this season that the SDSU staff has reached double figures in that category. Finishing on a high note, Jadon Bercovich struck out three in the ninth in his one-inning stint to offset a walk.

GETTING BACK IN THE SWING OF THINGS

- > San Diego State's offense has shown signs of life over the past four games, posting a collective slash line of .322/.402/.514 during that stretch, compared to its season total of .226/.334/.304 in 24 games prior to the Nevada series.
- > In addition, 17 of the Aztecs' 47 hits over the last four games have gone for extra bases, or 36.1 percent, compared to 20.2 percent (36-178) for the first 24 games.
- > Not to be outdone, San Diego State has averaged 7.5 runs over its last four outings, compared to just 3.96 runs (95) over its first 24 contests of the season.
- > The Aztecs' pitching staff has also demonstrated increased effectiveness during the last four games, recording a 3.18 ERA while limiting the opposition to a .192 batting average, compared to a 4.64 team ERA and a .242 average for opponents for the first 24 games of the 2022 campaign.

YOUTH SHALL BE SERVED

- > In all, San Diego State has had 19 of 37 players make their initial appearances in an Aztec uniform this season, including 10 true freshmen.
- > Tyler Glowacki, a true freshman from nearby Santana High School, has started 24 games in the outfield (19 RF, 5 LF) and leads all SDSU rookies with a .280 batting average, 23 hits and nine RBIs while sharing the second spot on the squad with five doubles.
- > Another outfielder Irvin Weems has started 13 of 17 games, including seven straight from March 19-27, batting .346 in that stretch (9-26) with four RBIs and five runs scored.
- > In the second game of the MW series at San José State that was completed on March 20, Weems went 3-for-5 with three RBIs and two runs scored, highlighted by his first collegiate homer, a two-run shot in the eighth. In the series finale against the Spartans, the Las Vegas native added two more hits and swiped his first career base.
- > After sitting out the 2021 campaign as a redshirt, Johnny Giannola has made 16 starts this season, including 13 in left field and three at designated hitter. The Dana Point, California, native has had three games with multiple hits thus far, including the Aztecs' 7-1 triumph over Hawai'i in the Tony Gwynn Legacy on Feb. 25, when he scored two runs and drove in another. Giannola has two triples this season, which is tied for third in the Mountain West.

STRIKEOUTS GALORE

- > San Diego State has recorded double-digit strikeouts in 14 of 28 games this year, including a season-high 21 vs. Hawai'i in 15 innings on Feb. 28.
- > Jonny Guzman and Kelena Sauer share the team's single-game high this year with nine strikeouts, marking career bests for both players. Guzman fanned nine hitters in his first collegiate start at UC Irvine on Feb. 22, while Sauer accomplished the feat against UNLV on March 12.
- > In addition, four other Aztec hurlers have compiled career-best strikeout totals already this season: TJ Fondtain (7 vs. Hawai'i, Feb. 25), Jacob Flores (7 vs. Utah, Feb. 27), Jadon Bercovich (7 vs. Hawai'i, Feb. 28) and Chris Canada (7 vs. Long Beach State, April 5).
- > Entering the weekend, Flores and Guzman shared the seventh spot in the Mountain West with 32 strikeouts, followed by Sauer (10th, 29) and Fondtain (12th, 25).
- > Collectively, San Diego State leads the Mountain West with 9.9 strikeouts per nine innings, which ranks 53rd in the nation.
- > SDSU recorded 27 games with 10 or more strikeouts during the 2019 campaign, marking the most double-digit strikeout performances for the Scarlet and Black in the MW era (since 2000). SDSU surpassed the previous MW record of 23 set in a 10-6 win at Fresno State on May 11, 2019.
- > Last season, the Scarlet and Black registered 10 or more strikeouts in 18 games, notching a 15-3 record in those contests.
- > The Aztecs posted double-digit strikeouts in their last six home games of the 2021 campaign, including a combined 33 Ks in their three-game sweep over San José State, May 8-9, 2021.
- > Previously, in SDSU's sweep of Dixie State, April 24-25, 2021, Trailblazer hitters were punched out 42 times during the series, including 15 in the doubleheader opener, which marked a season-high for the SDSU staff.
- > During the shortened 2020 season, the SDSU pitching staff completed seven games with 10 strikeouts: vs. Virginia Tech, Cal State Fullerton, Iowa, Nebraska, at UC Irvine and twice against Oregon State. Not surprisingly, the Scarlet and Black went 6-1 in those contests.
- > Dating back to 2019, the Aztecs are 41-25 in their last 66 games when striking out 10 or more batters.

STREAKING AZTECS

- > Caden Miller owns a current five-game hitting streak, followed by Cole Carrigg and Poncho Ruiz, who have hit safely in four straight outings.
- > Since going a combined 0-for-8 in the first two games of the UNLV series, March 11-12, Miller has hit safely in 13 of 14 games, hitting .377 during that span to raise his season average from .283 to .330.
- > In addition, Miller leads the Scarlet and Black with multiple hits in 11 games, accomplishing the feat in five of his last nine starts.
- > Carrigg, meanwhile, has recorded two RBIs on six occasions in his last 14 starts, highlighted by a two-run homer vs Long Beach State on April 5.
- > Tino Bethancourt, who returned to the lineup for the final two games of the Nevada series after getting hit by a pitch at UC San Diego on March 22, has reached base safely in 10 consecutive games. In the Aztecs' 5-1 victory vs. Long Beach State, the SDSU infielder drew a pair of walks and scored a run.
- > Miller and Ruiz are the only two Aztecs to start all 28 games this year. Miller has made 28 starts at shortstop, while Ruiz has earned 23 starts at catcher and five at designated hitter.
- > As the team's leadoff hitter, Miller is the lone Aztec to appear in the same spot in the batting order throughout the season, while Ruiz has batted third on 26 occasions and twice in the cleanup spot.
- > In addition, Carrigg ranks third on the squad with 27 starts, including 13 at second base, nine in center field, three at catcher and once each at pitcher and designated hitter.
- > Ruiz had his nine-game hitting streak snapped in the second game of the Arizona State series on March 6, which marked the team's longest this season.

2022 SITUATIONAL RECORDS

Overall.....	7-21
Home.....	4-13 W1
Road.....	2-6 L2
Neutral.....	1-2 L1
Current Streak.....	W1
Last 5.....	2-3
Last 10.....	3-7
Day Games.....	2-7 L5
Night Games (after 5 p.m.).....	5-14 W1
Mountain West games.....	1-11 L2
Mountain West home games.....	0-6 L6
Mountain West road games.....	1-5 L2
Non-conference games.....	6-10 W1
Games vs. WCC.....	0-0 L1
Games vs. Big West.....	3-4 W1
Games vs. Pac-12.....	2-4 W1
Following loss.....	7-14 W1
Following win.....	0-6 L6
February.....	3-5 L1
March.....	2-14 L4
April.....	2-2 W1
May.....	0-0 W2
in California.....	5-17 W1
in Arizona.....	1-2 L1
in Nevada.....	1-2 L2
in Colorado.....	0-0 W3
in New Mexico.....	0-0 W2
Leading after 6.....	6-5 W3
Trailing after 6.....	1-15 L12
Tied after 6.....	0-1 L1
Leading after 7.....	6-4 W3
Trailing after 7.....	0-17 L17
Tied after 7.....	0-0 W2
Leading after 8.....	6-1 W6
Trailing after 8.....	0-18 L18
Tied after 8.....	0-2 L2
Extra Innings.....	0-1 L1
Walk-offs.....	1-1 L1
One-run games.....	3-5 L4
Run-rule games.....	0-0 L1
Aztecs score first.....	5-5 W1
Opponent scores first.....	2-16 L10
Shutouts.....	0-3 L3
Aztecs score 0-2 runs.....	0-8 L12
Aztecs score 3-5 runs.....	4-8 W2
Aztecs score 6 or more runs.....	3-5 L2
Aztecs hit 0 home runs.....	5-13 L3
Aztecs hit a home run.....	2-8 W1
Regular Season Series Openers.....	1-4 W1
Regular Season Series Finales.....	1-4 L4
on Monday.....	0-1 L1
on Tuesday.....	2-4 W1
on Friday.....	2-5 W1
on Saturday.....	1-6 L6
on Sunday.....	2-5 L4
Aztecs make no errors.....	1-3 W1
Opponent makes no errors.....	4-9 W1
Aztecs outhit opponent.....	6-8 W1
Opponent outhits Aztecs.....	1-12 L11
Hits are tied.....	0-1 L1

Week 8 vs. San José State

GOING, GOING, GONE

- > San Diego State has emerged victorious in 45 of its last 65 games dating back to 2019 when launching one out of the park.
- > The Aztecs homered in 29 of 46 games last season, posting a 21-8 record in those contests.
- > SDSU went 17-5 during the 2019 campaign when going yard and 5-2 in 2020.
- > After recording a home run in just six of their first 24 contests, the Aztecs have hit one deep in four straight games.
- > Additionally, after not homering in any of its first five victories of the 2022 campaign, SDSU has gone yard at least once in its last two wins.



IN MEMORIAM: JIM DIETZ (1938-2022)

- > Former San Diego State baseball head coach Jim Dietz passed away Sunday, March 27 at the age of 83.
- > Dietz, who retired at the end of the 2002 campaign, completed an illustrious 31-year career at SDSU as one of the all-time winningest coaches in NCAA history.
- > His final mark of 1,231-750-18 (.620) ranked seventh nationally among active Division I coaches at the time he finished his final season with the Aztecs.
- > During his legendary career at San Diego State, the Aztecs won numerous conference, divisional and regular-season titles, earning Dietz various league and regional coach-of-the-year honors.
- > In 1979, Dietz guided the Scarlet and Black to the program's first-ever

NCAA Tournament appearance, a feat he accomplished seven additional times in 1981, 1982, 1983, 1984, 1986, 1990 and 1991.

> "Our San Diego State baseball family mourns the loss of Hall-of-Fame Coach Jim Dietz," said current Aztec head coach Mark Martinez. "His impact during his 31 years as the head coach at SDSU was felt not only within the San Diego community, but also nationally as an ambassador for our great game. The standard he set for excellence in the classroom and on the diamond resonates within our program today. We continue to strive to meet the foundational expectations of Coach Dietz's legacy."

> Individually, Dietz's SDSU players garnered 28 All-America accolades, 42 all-district/all-region honors and 85 all-conference certificates. Among the many notable players Dietz coached were Tony Gwynn, Bud Black, Mark Grace, Dave Smith, Bobby Meacham and Travis Lee.

> Born in Eugene, Oregon, Dietz played at Southern Oregon College, where he was three-time all-conference infielder and an NAIA All-American as a senior in 1959. Following graduation, he spent three years in the Detroit Tigers organization, reaching the Double-A level before leaving the pro ranks as a player.

> Dietz began his baseball coaching career in 1963 at Lowell (Ore.) High School, where he remained for two seasons before moving to Pleasant Hill (Ore.) High School for three years from 1965-68. While at Pleasant Hill, he coached the varsity baseball team, winning three straight league titles to go with a state championship in 1968.

> Later in 1968, Dietz became the freshman and junior varsity baseball coach at the University of Oregon, where he also guided the freshman men's basketball squad, before his appointment as head coach at San Diego State in 1972.

> During the 1970s, Dietz became one of the most successful summer coaches in history, spending seven seasons with the Fairbanks Goldpanners of the Alaska League. He compiled a 348-151 record in Fairbanks, taking all seven of his teams to the National Baseball Congress national finals and winning four summer championships. For his efforts, he was named NBC Coach of the Decade. Among the players he coached with the Goldpanners were future Major League stars Dave Winfield, Mark McGwire and Steve Swisher.

> Dietz was inducted into the American Baseball Coaches Association Hall of Fame in 2002 and was enshrined into the Aztec Athletics Hall of Fame in 2019. He is also a member of the Southern Oregon University Hall of Fame.

> Other honors Dietz merited include the Super Star Award from Collegiate Baseball magazine, the Citizen of the Year Award from the City Club of San Diego and the Breitbard Award for his baseball contributions to the San Diego community.

> Dietz earned a bachelor's degree in social studies from Southern Oregon College and received a master's degree in counseling from the University of Oregon.

NOTING THE ARIZONA STATE SERIES

- > With its 4-3 triumph over ASU on March 6, the Aztecs snapped a four-game losing streak and moved to 16-18 in the all-time series vs. the Sun Devils.
- > In addition, San Diego State defeated ASU for the first time since March 29, 1985, when the Scarlet and Black captured a 9-4 decision at the UC Riverside Invitational.
- > In the series finale victory, Tyler Glowacki logged his second multi-hit game of the week and first of the series, highlighted by the go-ahead RBI single in the sixth.
- > Kenny LeBeau, who scored the eventual game-winning run in that contest, previously reached base

courtesy of his first double as an Aztec.

- > On the mound, Aztec starter Jacob Flores picked up his first win since March 1, 2020 (vs. Oregon State), while reliever Jonny Guzman earned his first career save.
- > In SDSU's 6-4 setback in game two, Caden Miller and Trevor Hazelhurst each homered for the first time in a Scarlet and Black uniform.
- > Freshman Brady Zavorek earned his first career start in the series opener at designated hitter.

REWIND: THE 15-INNING MARATHON VS. HAWAII

- > After winning two of three games in the Tony Gwynn Legacy, San Diego State faced Hawai'i in a 15-inning contest on Monday that lasted six hours and 14 minutes, with the Rainbow Warriors prevailing by an 8-5 count.
- > The Aztecs' 15-inning affair was their longest game since April 19, 2013, when the Scarlet and Black dropped a 9-8 decision at UNLV in 17 innings.
- > Both teams squandered numerous scoring chances, combining for 32 runners left on base, including 17 for SDSU and 15 for the visitors.
- > In addition, the Aztecs and Warriors collectively used 16 pitchers on the night, including nine for Hawai'i and seven for SDSU.
- > SDSU hurlers struck out a season-high 21 batters, including a career-best seven from reliever Jadon Bercovich.
- > Aztec hitters were plunked six times, including Caden Miller, who was victimized on three occasions.
- > Kenny LeBeau (2B) and Blake Butcher (3B) each received their first starting assignments for the Scarlet and Black, while pinch hitter Brady Zavorek and reliever Omar Serrano logged their first collegiate appearances.
- > LeBeau drove in his first two runs as an Aztec with a single in the bottom of the seventh.
- > In all, San Diego State used 25 players on its 37-man roster during the contest.

OTHER TRENDS

- > The Aztecs are 99-25 in their last 124 games when scoring five or more runs, including a stellar 29-6 record last year after posting a 6-2 mark in 2020.
- > San Diego State is 65-37 in its last 102 games following a loss, including an 11-5 mark in 2021. The Scarlet and Black is off to a 7-14 start this season in games following a loss.
- > Since allowing three runs in the top of the ninth to then-No. 17 TCU in the season opener, SDSU has won six straight games when leading after eight innings.
- > The Aztecs are 3-5 so far this year in one-run games, recording all three victories in that category by 4-3 scores.
- > San Diego State has posted a 12-9 record in Sunday games since the start of the 2021 campaign.

GLOWACKI NAMED MW FRESHMAN OF THE WEEK ON MARCH 7

- > San Diego State's Tyler Glowacki collected Mountain West Freshman of the Week honors, the league office announced on March 7.
- > In four starts from Feb. 28-March 6, Glowacki led the Aztecs with a .375 batting average (6-16), six hits and a .500 on-base percentage. >Against Hawai'i on Feb. 28, the SDSU outfielder set career highs with three hits and two runs scored, though the Scarlet and Black dropped an 8-5 decision in 15 innings. In that game, he singled and scored the tying run in the bottom of the eighth that sent the contest into extra innings.
- > An alumnus of nearby Santana High School, Glowacki closed out the week with a 2-for-4 effort in the series finale vs. Arizona State on March 6, driving in the go-ahead run with a sharp single to center field in the sixth inning to help the Aztecs secure a 4-3 victory and snap a four-game losing streak.
- > In addition, Glowacki made three putouts without an error on the week for a clean 1.000 fielding percentage.
- > With his award, Glowacki received his first conference weekly certificate and SDSU's third of the season after Alex Rodriguez garnered Freshman of the Week accolades on Feb. 21 and TJ Fondtain merited Pitcher of the Week distinction on Feb. 28.

FONDTAIN TABBED MW PITCHER OF THE WEEK ON FEB. 28

- > San Diego State sophomore TJ Fondtain was named Mountain West Pitcher of the Week by the league office on Feb. 28.
- > In just his second career start on the mound, Fondtain earned his first collegiate victory after helping SDSU post a 7-1 triumph over Hawai'i at the Tony Gwynn Legacy on Feb. 25.
- > Against the Rainbow Warriors, the Aztec left-hander recorded a career-high seven strikeouts, yielding just one unearned run on a scant three hits and no walks in 6.0 innings.
- > A native of Clovis, California, Fondtain retired the first 13 Hawai'i hitters, notching five of his strikeouts in that span. He also helped his cause by picking off a runner at second base in the top of the fifth inning.
- > In addition, Fondtain displayed great control in his start vs. the Warriors, reaching ball three in the pitching count just once against 21 batters faced.

Week 8 vs. San José State

RODRIGUEZ NETS MW FRESHMAN OF THE WEEK HONORS ON FEB. 21

- > San Diego State's Alex Rodriguez was named Mountain West Baseball Freshman of the Week for his performance at the season-opening MLB4 Tournament, held Feb. 18-20 in Scottsdale, Arizona.
- > Rodriguez started all three games at second base for the Aztecs at the prestigious event, leading the team with a .500 batting average and a .600 on-base percentage while tying for the top spot with four hits.
- > A native of Rancho Cucamonga, California, Rodriguez went 3-for-4 with an RBI in his collegiate debut against No. 17 TCU in the opener on Friday, posting singles in his first two career at-bats. He also drove in his first collegiate run after reaching on a fielder's choice in the bottom of the sixth, giving SDSU a 3-2 lead that held up until the bottom of the ninth.
- > Against Houston on Feb. 19, Rodriguez was hit by a pitch and scored during the Aztecs' pivotal three-run outburst in the fifth inning, as the Scarlet and Black held on for its first win of the year in a 4-3 victory.
- > Rodriguez then wrapped up the tournament with a 1-for-3 effort at the plate vs. California on Feb. 20.
- > As a second baseman, Rodriguez did not commit an error in five chances for the weekend, finishing with a clean 1.000 fielding percentage.

NEWCOMERS READY TO STEP IN

- > San Diego State has added 15 newcomers for 2022, including 10 true freshmen, three Division I transfers and two junior college players.
- > Among the Aztecs to start this weekend is infielder Alex Rodriguez, who utilized his redshirt season at USC in 2021 after graduating from Damien High School in La Verne, California, where he was a prep teammate of SDSU outfielder Shaun Montoya. Rodriguez was listed as the No. 20 shortstop in California for the class of 2020 by Perfect Game and was an all-Baseline League selection in 2018 and 2019.
- > SDSU also expects a big splash from freshman outfielder Irvin Weems, who was ranked as the No. 4 outfielder and seventh-best player overall in Nevada for the class of 2021, according to Perfect Game. A graduate of Durango High School in Las Vegas, Weems earned first-team all-Southern Nevada honors by the Las Vegas Review-Journal as a senior after batting .561 (23-41) with four homers, nine doubles and 27 RBIs in just 15 games, according to MaxPreps. He also scored 20 runs and stole 13 bases in 16 attempts while posting a 1.121 slugging percentage and a .636 on-base percentage.
- > Another freshman who has impressed in camp is outfielder Tyler Glowacki, a local product who brings a winning pedigree to The Mesa from nearby Santana High School, which captured the Grossmont Valley League championship in 2021 and advanced to the third round of CIF San Diego Section Open Division playoffs. Glowacki capped the year with an appearance in the CIF San Diego Section All-Star game at Petco Park. He earned a No. 21 ranking among outfielders in California for the class of 2021.
- > Although he has been with the program for two years, Tino Bethancourt will see his first collegiate action for the Scarlet and Black this year in the infield. Bethancourt sat out as a redshirt in 2021 after graduating from Oak Ridge High School in El Dorado Hills, California, where his senior season was limited to three games due to the COVID-19 pandemic. According to MaxPreps, he played 78 games during his prep career, batting .285 with three homers, 16 doubles, 37 RBIs and 50 runs scored while posting 12 stolen bases and a .427 on-base percentage.
- > Likewise, right-handed pitcher Jadon Bercovich is another player who utilized his redshirt season in 2021 but looks ready to step into a relief role during the upcoming 2022 campaign. A graduate of Damonte Ranch High School in Reno, Nevada, Bercovich twice garnered all-conference accolades and was ranked as the No. 2 right-handed pitcher in that state for the class of 2020 by Perfect Game. He once set a school record with 13 strikeouts in a single game and also played for the Athletics squad at the prestigious Area Code games.
- > Robert Brodell will be looking to secure a spot in the bullpen as well after playing two seasons at Imperial Valley College, where he struck out 59 batters in 53.1 innings on the mound. He ranked 23rd in the state as a freshman in 2019 with 10.31 strikeouts per nine innings. Brodell starred at Brawley Union High School, where he was a first-team all-conference selection and two-time MVP. The right-handed hurler contributed to a team that won three straight Imperial Valley League championships to go with a CIF San Diego Section Division III title as junior in 2017.
- > Omar Serrano is another rookie pitcher who brings impressive credentials with him to The Mesa after a stellar prep career at Downey High School, where he earned all-CIF Southern Section Division IV honors as a senior after recording a 1.50 ERA in 12 appearances with 85 strikeouts in 70.0 innings, according to MaxPreps. Serrano tossed three shutouts in five of his victories that season, including a perfect game vs. Westlake in the first round of the CIF playoffs.
- > UC Irvine transfer Shaun Montoya and utility player Johnny Giannola are two redshirt freshmen who will be vying for playing time as well this season after sitting out the 2021 season.

AZTECS PICKED THIRD IN MOUNTAIN WEST PRESEASON POLL

- > In a vote of the league's seven head coaches, San Diego State was pegged for a third-place finish in the 2022 Mountain West preseason poll, as announced by the conference office on Feb. 10.
- > The Aztecs garnered a total of 25 points, trailing preseason favorite Nevada (36 pts), which received six first-place votes, and second-place UNLV (29 pts), which netted the remaining first-place vote. Fresno State landed in the fourth spot just behind SDSU with 23 points, while Air Force (15 pts) was a distant fifth, followed by New Mexico (11 pts) and San José State (7 pts).

2022 MW Preseason Coaches Poll

Rank	Team (1st-place votes)	Pts.
1.	Nevada (6)	36
2.	UNLV (1)	29
3.	San Diego State	25
4.	Fresno State	23
5.	Air Force	16
6.	New Mexico	11
7.	San José State	7

MELTON NAMED TO PRESEASON ALL-MOUNTAIN WEST TEAM

- > Starting pitcher Troy Melton earned a spot on the preseason all-Mountain West team announced on Feb. 10.
- > A native of Anaheim, California, Melton finished among the Mountain West leaders in several categories last year, including strikeouts (2nd),

AZTECS AMONG MOUNTAIN WEST TOP 20 (ALL GAMES AS OF APRIL 7)

Tino Bethancourt

Walks..... 12..... T-19th

Cole Carrigg

Sacrifice Bunts..... 4..... T-2nd
Stolen Bases..... 8..... 3rd
Hits..... 34..... T-17th
Batting Average..... .324..... 19th

Johnny Giannola

Triples..... 2..... T-6th
Stolen Bases..... 3..... T-15th

Tyler Glowacki

Walks..... 14..... T-13th

Caden Miller

Stolen Bases..... 11..... 2nd
Hit by Pitch..... 7..... T-3rd
Walks..... 18..... T-6th
On-Base Percentage..... .455..... 10th
Hits..... 35..... T-14th
Batting Average..... .330..... 17th

Poncho Ruiz

Walks..... 20..... T-4th
Sacrifice Flies..... 2..... T-9th
Triples..... 1..... T-12th
On-Base Percentage..... .409..... 17th

Jadon Bercovich

Games Finished..... 11..... T-2nd
Saves..... 1..... T-8th

Robert Brodell

Games Finished..... 5..... T-9th

Jacob Flores

Opp. Batting Average..... .239..... 5th
Fewest Hits Allowed..... 27..... 5th
Fewest Runs Allowed..... 16..... T-5th
Earned Run Average..... 4.80..... 7th
Strikeouts..... 32..... T-7th
Innings Pitched..... 30.0..... T-12th
Fewest Walks Allowed..... 18..... T-13th

TJ Fontain

Fewest Hits Allowed..... 25..... T-2nd
Opp. Batting Average..... .210..... 3rd
Earned Run Average..... 4.18..... 6th
Innings Pitched..... 32.1..... 8th
Fewest Walks Allowed..... 16..... T-10th
Strikeouts..... 25..... T-12th

Jonny Guzman

Saves..... 1..... T-8th
Strikeouts..... 32..... T-7th

Kelena Sauer

Fewest Hits Allowed..... 31..... 7th
Opp. Batting Average..... .270..... 7th
Strikeouts..... 29..... T-10th
Earned Run Average..... 5.34..... 11th
Fewest Walks Allowed..... 17..... 12th

Ricky Tibbett

Saves..... 1..... T-8th

Week 8 vs. San José State

innings pitched (4th), opposing batting average (8th – .291), wins (T-10th) and ERA (11th). The Aztec junior also issued one walk or less in eight of his appearances.

- > In addition, Melton received MW Pitcher of the Week recognition after recording his first career shutout vs. Fresno State on March 7, 2021. Against the Bulldogs, he matched his collegiate best with nine strikeouts, allowing just four hits and one walk in the complete-game victory, as SDSU rolled to a 17-0 rout at home.
- > Prior to the 2021 campaign, Melton was named to the USA Golden Spikes Award Preseason Watch List and was ranked 79th on D1Baseball.com's Top 100 college draft prospects.
- > In 2020, Melton collected all-Mountain West accolades in a stellar season that was cut short due to the COVID-19 pandemic, logging a 3-1 record with a 3.22 ERA and 26 strikeouts. He shared the conference lead with three victories, which was tied for 23rd nationally, while his strikeouts and opposing batting average (.192) ranked second and third in the MW, respectively.

MARTINEZ SIGNS CONTRACT EXTENSION

> During the offseason, San Diego State head coach Mark Martinez signed a three-year contract extension that will keep him in the Aztec dugout through the 2026 season.

"Mark has been a tremendous asset to our baseball program, and I look forward to him continuing the success our teams have found on the field and in the classroom," said SDSU director of athletics John David Wicker. "Mark does a great job developing the overall student-athlete, and the young men in our program have certainly benefited, as has our entire Aztec community."

> Entering his eighth season as head coach at SDSU, Martinez has compiled a 215-150 record (.589), highlighted by three Mountain West tournament championships and a trio of NCAA regional appearances in 2015, 2017, 2018.

"I am very excited for the opportunity to maintain the tradition of excellence that has been established here at San Diego State," Martinez said. "I am extremely grateful for the support of our administration, alumni and Aztec community. Our program takes tremendous pride in competing for championships and developing young men into outstanding students, athletes and leaders."

NEW FACES ON THE COACHING STAFF

> San Diego State head coach Mark Martinez filled two vacancies with a pair of prominent hires over the summer, as Shaun Cole accepted the pitching coach position, while Sergio Brown assumed the role of assistant coach/recruiting coordinator.

> Cole arrives on The Mesa after a two-year stint at Eastern Kentucky University, where he served as the Colonels' associate head coach/pitching coach in 2019-20.

> During his tenure, Cole developed and guided one of EKU's most successful pitching staffs while enrolling three of the highest ranked recruiting classes in program history.

> In Cole's first season in 2019, EKU set team records for strikeouts (510) and lowest opposing batting average (.258) while logging the most victories (32) since 2004 and lowest team ERA (4.79) since 2008.

> Prior to his stint in the Bluegrass State, Cole served as coordinator for player development with the San Diego Padres, where he was involved in all aspects of baseball operations, scouting and player development.

> Among his countless duties with the Padres, Cole assisted in player development for the team's minor league system, which was ranked No. 1 in MLB in 2018, including the Padres Dominican Republic Academy.

> In 2016, Cole was also the pitching coach for the Tri-City Dust Devils, the Padres' short-season Class A affiliate based in Pasco, Washington, where he developed the organization's top pitching prospects.

> In 2017, Cole served as the coordinator for San Diego's spring training facility in Arizona. In that role, he oversaw the daily operations of mini-camp, extended spring training, as well as two rookie ball teams during the Arizona Fall League. He also managed the AZL Padres that season.

> From June 2014 to Sept. 2015, Cole served as the director of the 18U National Team for USA Baseball. Among his responsibilities was managing the Tournament of Stars presented by MLB and the 17U National Team Identification Series – both primary selection vehicles for the 18U National Team.

> Prior to his hire at USA Baseball, Cole spent six seasons at Arizona from 2009-14, serving one year as the Wildcats' director of baseball operations before he was elevated to pitching coach. During Cole's tenure, Arizona made four NCAA regional appearances, highlighted by a College World Series title in 2012, the same season he was named National Pitching Coach of the Year by Collegiate Baseball newspaper.

> Brown, meanwhile, who has a long association with perennial national power Cal State Fullerton both as a player and coach, arrived at SDSU after serving as the Titans' associate head coach/recruiting coordinator in 2020 and 2021.

> Brown brings a plethora of postseason experience with him to "America's Finest City", having participated in eight NCAA Regionals, six NCAA Super Regionals and four College World Series as a coach and player. In addition, Brown is one of only two coaches in the history of college baseball to go to the College World Series with three different programs – Cal State Fullerton, UC Irvine and Arizona.

> Throughout his career, Brown has recruited and/or coached 35 players with Major League Baseball experience.

> Prior to his most recent stint at Fullerton, Brown spent four years at Arizona from 2016-19, helping the Wildcats to consecutive NCAA Tournament berths in his first two seasons, highlighted by a runner-up finish at the 2016 College World Series.

> During his tenure in Tucson, five position players garnered multiple All-America honors by an array of national publications, while two student-athletes were named Freshmen All-Americans.

> Brown was an infielder on Cal State Fullerton's 1995 national championship team after transferring from Cal Poly Pomona, where he competed from 1991-93. While at CPP, he was a member of Bronco squads that captured the CCAA co-championship in 1991 and earned a spot in the 1993 NCAA Division II West Regionals.

MR. UTILITY

> Cole Carrigg displayed his versatility in his first year on The Mesa in 2021, appearing in six different positions for the Aztecs.

> The Turlock, California, native made 21 starts at third, five in left field, three in center, three at second base and one at designated hitter.

> Not to be outdone, Carrigg has made two appearances as a relief pitcher, allowing two unearned runs on three hits and a walk in 1 1/3 innings.

> During a three-game series at Air Force in the penultimate weekend of the regular season, Carrigg hit .545 (6-11) with five RBIs and seven runs scored.

> In 2022, Carrigg has made 13 starts at second base, nine in center field, three behind the plate and once each at pitcher and designated hitter.

LOCAL HEROES

> San Diego State boasts 11 players on its current roster who are alumni of San Diego County high schools, including Brian Leonhardt and Ricky Tibbett (Eastlake); Fisher Pyatt and Charlie Rhee (St. Augustine); Joseph Ingrassia (Valhalla); Trevor Hazelhurst (Granite Hills), Deron Johnson (Poway); Evan Sipe (San Marcos); Poncho Ruiz (Mater Dei Catholic), Tyler Glowacki (Santana) and Hunter Hargett (Point Loma).

AZTECS IN MLB DRAFT

> Since 1965, San Diego State has had 223 student-athletes chosen in the MLB First-Year Player Draft.

> In 2021, the Aztecs had five players picked in the MLB Draft, giving the Scarlet and Black 28 selections overall since 2015.

> Infielder Mike Jarvis was selected by Pittsburgh in the sixth round with the 163rd pick, while catcher Wyatt Hendrie also went to the Pirates shortly thereafter in the seventh round in the 193rd spot overall.

> In addition, the New York Mets grabbed center fielder Matt Rudick in the 13th round (382nd overall); right fielder Jaden Fein was selected by the Washington Nationals in the 15th round (443rd overall), while right-handed pitcher Michael Paredes was snapped up by the Minnesota Twins in the 18th round (549th overall).

> SDSU's five MLB Draft picks in 2021 were the most by a Mountain West school after Fresno State and New Mexico had two apiece, followed by Nevada, San José State and UNLV with one each.

MOUNTAIN WEST TOURNAMENT RETURNS TO SAN DIEGO

> After a one-year hiatus, the Mountain West Championship returns this season and will be conducted at Tony Gwynn Stadium, May 26-28. The top four teams in the MW regular-season standings will qualify for the double elimination tournament, with the winner receiving an automatic berth into NCAA regional competition. NCAA Regionals will be held June 3-5.

> SDSU has hosted the MW Championship on four previous occasions, most recently after the 2018 season when the Aztecs claimed their fifth conference crown in a six-year span.

CRAZY TONY GWYNN PLAYER STATS

> Tony Gwynn completed his illustrious career with a .338 lifetime batting average. Every other player who had a career batting average of at least .338 played before 1943.

> Gwynn hit .368 over a five-year stretch between 1993 and 1997.


> Gwynn faced Tom Glavine, Greg Maddux, Pedro Martinez, and John Smoltz a combined 323 times. He struck out three times over those at bats.

> Gwynn never struck out more than 40 times in a season and struck out less than 20 times in six straight years. He had a career-low 15 strikeouts in 1995.

2022 AZTEC RADIO/TV ROSTER




1
Caden MILLER
So. | 5-11 | 180 | S-R
IF | Newhall, Calif.




2
Brady ZAVOREK
Fr. | 5-11 | 175 | R-R
IF | Fresno, Calif.



3
Kenny LeBEAU
R-Jr. | 5-10 | 175 | L-R
IF | Granite Bay, Calif.



5
Fisher PYATT
So. | 6-0 | 180 | S-R
IF | San Diego, Calif.



8
Cole CARRIGG
So. | 6-2 | 180 | S-R
C/UT | Turlock, Calif.



9
Charlie RHEE
So. | 5-10 | 175 | R-R
OF | San Diego, Calif.



10
Tino BETHANCOURT
R-Fr. | 6-2 | 190 | R-R
IF | El Dorado Hills, Calif.




11
Avery JONES
Sr. | 6-6 | 215 | R-R
IF | Gig Harbor, Wash.



12
Max FOXcroft
So. | 5-9 | 170 | L-R
IF | Newport Coast, Calif.



13
Alex RODRIGUEZ
R-Fr. | 6-2 | 180 | R-R
IF | Upland, Calif.




14
Irvin WEEMS
R-Jr. | 6-0 | 190 | R-R
OF | Las Vegas, Nev.



15
Xavier CARTER
R-So. | 6-4 | 210 | L-L
OF | Sacramento, Calif.



18
Tyler GLOWACKI
Fr. | 5-10 | 190 | L-L
OF | San Diego, Calif.



21
Brian LEONHARDT
Jr. | 6-2 | 200 | L-L
IF/LHP | San Diego, Calif.



22
Chris CANADA
Fr. | 6-7 | 205 | L-L
IF | Orange, Calif.



23
Jonny GUZMAN
R-So. | 6-2 | 190 | R-R
RHP | Orange, Calif.




24
Poncho RUIZ
So. | 6-2 | 190 | R-R
C | Tijuana, B.C., Mexico




25
Hunter HARGETT
Fr. | 6-2 | 185 | R-R
RHP | San Diego, Calif.



26
Omar SERRANO
R-Jr. | 6-4 | 170 | R-R
RHP | Downey, Calif.



27
Joseph INGRASSIA
So. | 6-2 | 210 | L-L
LHP | San Diego, Calif.



28
TJ FONDTAIN
So. | 6-4 | 190 | L-L
IF/LHP | Clovis, Calif.



29
Robert BRODELL
Jr. | 6-0 | 195 | R-R
RHP | Brawley, Calif.



30
Hunter CRANTON
R-So. | 6-3 | 195 | R-R
RHP | San Juan Capistrano, Calif.



31
Blake BUTCHER
R-So. | 6-0 | 200 | L-R
IF | Newport Beach, Calif.




32
Ricky TIBBETT
So. | 6-2 | 175 | L-R
RHP | San Diego, Calif.




35
Julian JACKSON
So. | 6-8 | 225 | L-R
RHP | Powder Springs, Ga.



36
Jacob FLORES
Sr. | 6-4 | 215 | L-L
LHP | Oxnard, Calif.




38
Ryan FAULK
R-So. | 6-4 | 210 | R-R
RHP/IF | Rancho Santa Margarita, Calif.




39
Troy MELTON
Jr. | 6-4 | 190 | R-R
RHP | Anaheim, Calif.




40
Jadon BERCOVICH
R-Fr. | 6-2 | 210 | R-R
RHP | Reno, Nev.




41
Deron JOHNSON
Jr. | 6-0 | 195 | L-R
C | Poway, Calif.




42
Shaun MONTOYA
R-So. | 6-2 | 190 | L-R
OF | Rancho Cucamonga, Calif.




45
Evan SIPE
Fr. | 5-10 | 180 | R-R
C | San Marcos, Calif.




46
Trevor HAZELHURST
R-So. | 6-2 | 210 | L-L
OF | San Diego, Calif.



47
Eldridge ARMSTRONG III
Fr. | 6-2 | 205 | R-R
RHP | Simi Valley, Calif.




48
Johnny GIANNOLA
R-Fr. | 5-11 | 210 | R-R
UTL | Dana Point, Calif.



50
Kelena SAUER
So. | 6-3 | 205 | R-R
RHP | Mililani, Hawai'i



7
Mark MARTINEZ
Head Coach
8th Yr. | Mesa State '84



0
Shaun COLE
Pitching Coach
1st Yr. | William Penn '04



20
Sergio BROWN
Assistant Coach
1st Yr. | CSU Fullerton '95



33
Chris DOYLE
Volunteer Assistant Coach
1st Yr. | SDSU '17

2022 San Diego State Baseball
 Game Results for San Diego State (as of Apr 07, 2022)
 (All games)

Date	Opponent	Score	Inns	Overall	MW	Pitcher of record	Attend	Time
02-18-22	vs #17 TCU	L 3-5	9	0-1-0	0-0-0	BRODELL, R. (L 0-1)	0	3:42
02-19-22	vs Houston	w 4-3	9	1-1-0	0-0-0	SAUER (W 1-0)	0	3:13
02-20-22	vs California	L 3-6	9	1-2-0	0-0-0	FLORES, J. (L 0-1)	0	2:49
Feb 22, 2022	at UC Irvine	L 3-13	9	1-3-0	0-0-0	GUZMAN, J. (L 0-1)	581	3:27
02-25-22	HAWAI'I	w 7-1	9	2-3-0	0-0-0	FONDTAIN (W 1-0)	580	2:47
02-26-22	UTAH	L 0-4	9	2-4-0	0-0-0	SAUER (L 1-1)	694	2:26
02-27-22	UTAH	w 4-3	7	3-4-0	0-0-0	BERCOVICH (W 1-0)	1019	2:58
02-28-22	HAWAI'I	L 5-8	(15)	3-5-0	0-0-0	SERRANO, O. (L 0-2)	315	6:14
03-01-22	UC IRVINE	L 2-3	9	3-6-0	0-0-0	CRANTON, H. (L 0-1)	355	3:27
03-04-22	ARIZONA STATE	L 5-13	9	3-7-0	0-0-0	FONDTAIN (L 1-1)	232	3:10
03-05-22	ARIZONA STATE	L 4-6	9	3-8-0	0-0-0	SAUER (L 1-2)	556	2:49
03-06-22	ARIZONA STATE	w 4-3	9	4-8-0	0-0-0	FLORES, J. (W 1-1)	763	3:12
* 03-11-22	UNLV	L 2-5	9	4-9-0	0-1-0	FONDTAIN (L 1-2)	411	2:49
* 03-12-22	UNLV	L 3-4	9	4-10-0	0-2-0	BERCOVICH (L 1-1)	547	3:34
* 03-13-22	UNLV	L 8-10	9	4-11-0	0-3-0	GUZMAN, J. (L 0-2)	656	3:26
03-15-22	IOWA	L 4-6	9	4-12-0	0-3-0	CARRIGG (L 0-1)	344	4:01
* 03-18-22	at San Jose State	L 2-3	9	4-13-0	0-4-0	FLORES, J. (L 1-2)	418	2:42
* 03-19-22	at San Jose State	L 7-8	9	4-14-0	0-5-0	SAUER (L 1-3)	349	3:47
* 03-20-22	at San Jose State	L 8-9	9	4-15-0	0-6-0	BERCOVICH (L 1-2)	375	3:10
03-22-22	at UC San Diego	w 14-7	9	5-15-0	0-6-0	GUZMAN, J. (W 1-2)	385	4:18
* 03-25-22	FRESNO STATE	L 1-3	9	5-16-0	0-7-0	MELTON (L 0-1)	671	3:01
* 03-26-22	FRESNO STATE	L 2-8	9	5-17-0	0-8-0	SAUER (L 1-4)	548	2:46
* 03-27-22	FRESNO STATE	L 0-4	9	5-18-0	0-9-0	FONDTAIN (L 1-3)	565	2:30
03-29-22	UC SAN DIEGO	L 0-4	9	5-19-0	0-9-0	LEONHARDT (L 0-1)	383	3:26
* 04-01-22	at Nevada	w 13-1	9	6-19-0	1-9-0	MELTON (W 1-1)	716	2:55
* 04-02-22	at Nevada	L 6-12	9	6-20-0	1-10-0	SAUER (L 1-5)	981	3:46
* 04-03-22	at Nevada	L 6-8	9	6-21-0	1-11-0	FONDTAIN (L 1-4)	1350	2:49
04-05-22	LONG BEACH STATE	w 5-1	9	7-21-0	1-11-0	CANADA, C. (W 1-0)	337	2:50

() extra inning game

2022 San Diego State Baseball
 Games Summary for San Diego State (as of Apr 07, 2022)
 (All games)

Score by innings	1	2	3	4	5	6	7	8	9	EX	Total
San Diego State	8	6	16	13	19	21	12	17	13	0	125
Opponents	24	13	19	14	22	13	19	20	14	3	161

Record when ...											
Overall	7-21							After 6 leading	6-5		
Conference	1-11						 trailing	1-15		
Non-Conference	6-10						 tied	0-1		
Home games	4-13							After 7 leading	6-4		
Away games	2-6						 trailing	0-17		
Neutral site	1-2						 tied	0-0		
Day games	2-7							After 8 leading	6-1		
Night games	5-14						 trailing	0-18		
vs Left starter	1-6						 tied	0-2		
vs Right starter	6-15										
1-Run games	3-5							Hit 0 home runs	5-13		
2-Run games	0-6							... 1 home run	1-5		
5+Run games	3-4							... 2+ home runs	1-3		
Extra innings	0-1										
Shutouts	0-3							Opponent 0 home runs	4-7		
							 1 home run	3-10		
Scoring 0-2 runs	0-8						 2+ HRs	0-4		
..... 3-5 runs	4-8										
..... 6-9 runs	1-5							Made 0 errors	1-3		
..... 10+ runs	2-0						 1 error	5-10		
							 2+ errors	1-8		
Opponent 0-2 runs	3-0										
..... 3-5 runs	3-9							Opp. made 0 errors	4-9		
..... 6-9 runs	1-8						 1 error	0-7		
..... 10+ runs	0-4						 2+ errors	3-5		
Scored in 1st inning	1-4							Out-hit opponent	6-8		
Opp. scored in 1st	1-9							Out-hit by opponent	1-12		
Scores first	5-5							Hits are tied	0-1		
Opp. scores first	2-16										

Record when team scores:											
Runs	0	1	2	3	4	5	6	7	8	9	10+
W-L	0-3	0-1	0-4	0-4	3-2	1-2	0-2	1-1	0-2	0-0	2-0

Record when opponent scores:											
Runs	0	1	2	3	4	5	6	7	8	9	10+
W-L	0-0	3-0	0-0	3-3	0-4	0-2	0-3	1-0	0-4	0-1	0-4

Record when leading after:									
Inn.	1	2	3	4	5	6	7	8	
W-L	1-3	2-3	6-3	5-3	4-3	6-5	6-4	6-1	

Record when trailing after:									
Inn.	1	2	3	4	5	6	7	8	
W-L	0-9	0-12	0-15	1-16	2-16	1-15	0-17	0-18	

Record when tied after:									
Inn.	1	2	3	4	5	6	7	8	
W-L	6-9	5-6	1-3	1-2	1-2	0-1	0-0	0-2	

Current winning streak: 1
 Longest winning streak: 1
 Longest losing streak: 7

Home attendance : 8976 (17 dates avg = 528)
 Away attendance : 5155 (11 dates avg = 468)
 Total attendance: 14131 (28 dates avg = 504)

2022 San Diego State Baseball
Team Game-by-Game for San Diego State (as of Apr 07, 2022)
Batting (All games)

Date	Opponent	ab	r	h	rbi	2b	3b	hr	tb	bb	ibb	sb	cs	hbp	sac	sf	gdp	k	po	a	e	lob	avg
02-18-22	vs TCU	34	3	6	2	0	0	0	6	2	0	1	1	0	0	0	0	13	27	7	0	7	.176
02-19-22	vs Houston	27	4	6	4	1	0	0	7	4	0	0	2	2	0	1	0	6	27	7	1	6	.197
02-20-22	vs California	29	3	6	3	1	0	2	13	2	0	0	2	0	0	0	0	6	24	5	1	1	.200
Feb 22	at UC Irvine	34	3	10	3	1	0	0	11	4	0	0	0	1	1	0	1	6	24	5	1	10	.226
02-25-22	HAWAII	31	7	7	7	0	1	0	9	2	0	1	1	1	1	0	0	10	27	10	3	4	.226
02-26-22	UTAH	29	0	3	0	1	0	0	4	5	0	0	0	0	0	0	0	11	27	10	1	7	.207
02-27-22	UTAH	25	4	9	4	1	0	0	10	4	0	1	0	0	2	0	0	7	21	9	1	8	.225
02-28-22	HAWAII	52	5	10	5	1	0	0	11	7	2	1	0	6	2	0	0	15	45	17	1	17	.218
03-01-22	UC IRVINE	31	2	5	2	0	0	0	5	5	0	1	0	2	1	0	0	8	27	6	1	10	.212
03-04-22	ARIZONA STATE	35	5	9	4	0	0	0	9	2	0	0	0	1	0	1	0	10	27	14	2	7	.217
03-05-22	ARIZONA STATE	31	4	4	4	0	0	2	10	3	0	1	0	0	0	0	0	8	27	14	2	3	.209
03-06-22	ARIZONA STATE	31	4	8	3	3	0	0	11	7	0	2	1	2	1	0	0	7	27	6	1	13	.213
*03-11-22	UNLV	30	2	5	2	1	1	0	8	3	0	2	0	1	1	0	0	8	27	7	0	6	.210
*03-12-22	UNLV	34	3	9	2	2	0	0	11	3	0	3	1	0	0	0	0	6	27	3	2	7	.214
*03-13-22	UNLV	36	8	13	7	4	0	1	20	5	0	0	1	1	1	1	0	3	27	13	1	9	.225
03-15-22	IOWA	36	4	9	4	2	0	0	11	7	0	2	0	0	0	0	0	20	27	6	1	12	.227
*03-18-22	at San Jose State	33	2	5	2	1	1	0	8	4	0	0	0	2	0	0	0	9	24	12	1	10	.222
*03-19-22	at San Jose State	33	7	11	5	1	0	1	15	10	0	0	0	1	0	0	2	5	24	9	3	10	.228
*03-20-22	at San Jose State	36	8	9	6	0	0	3	18	5	0	4	0	0	1	0	1	4	25	5	0	7	.230
03-22-22	at UC San Diego	38	14	14	12	1	1	0	17	10	0	3	0	2	1	2	0	7	27	10	1	12	.238
*03-25-22	FRESNO STATE	28	1	4	0	0	0	0	4	5	2	2	0	1	2	0	0	13	27	7	3	8	.234
*03-26-22	FRESNO STATE	33	2	7	2	0	1	1	12	0	0	2	0	1	0	0	0	9	27	14	2	5	.233
*03-27-22	FRESNO STATE	30	0	5	0	0	0	0	5	1	0	0	2	2	0	0	0	6	27	12	1	6	.230
03-29-22	UC SAN DIEGO	30	0	4	0	0	0	0	4	2	0	3	0	2	0	0	0	7	27	10	1	7	.226
*04-01-22	at Nevada	43	13	18	12	5	0	2	29	2	0	1	0	0	0	1	1	4	27	13	1	6	.236
*04-02-22	at Nevada	39	6	13	5	2	0	1	18	5	0	2	0	4	0	0	0	9	24	6	4	15	.241
*04-03-22	at Nevada	36	6	10	5	3	0	1	16	5	0	0	1	0	0	0	0	4	24	6	4	8	.242
04-05-22	LONG BEACH STATE	28	5	6	5	1	1	1	12	5	0	1	1	0	0	1	0	6	27	8	0	5	.241
Totals		932	125	225	110	32	6	15	314	119	4	33	13	32	14	7	5	227	748	251	40	226	.241

2022 San Diego State Baseball
 Team Game-by-Game for San Diego State (as of Apr 07, 2022)
 Pitching (All games)

Date	Opponent	ip	h	r	er	bb	so	2b	3b	hr	wp	bk	hbp	dp	ibb	score	w-l	sv	era
02-18-22	vs TCU	9.0	8	5	5	9	11	3	0	0	5	0	2	1	3	3-5	0-1	0	5.00
02-19-22	vs Houston	9.0	7	3	3	4	12	1	1	0	3	1	1	0	0	4-3	1-1	1	4.00
02-20-22	vs California	8.0	10	6	5	5	10	2	0	1	1	0	1	1	0	3-6	1-2	1	4.50
Feb 22	at UC Irvine	8.0	11	13	12	5	13	1	2	1	4	0	2	0	0	3-13	1-3	1	6.62
02-25-22	HAWAII	9.0	6	1	0	1	9	1	0	0	0	0	0	1	0	7-1	2-3	2	5.23
02-26-22	UTAH	9.0	8	4	3	1	11	1	0	1	2	0	0	0	0	0-4	2-4	2	4.85
02-27-22	UTAH	7.0	5	3	3	2	8	1	0	1	0	0	3	1	0	4-3	3-4	2	4.73
02-28-22	HAWAII	15.0	11	8	8	6	21	3	0	0	2	0	8	2	0	5-8	3-5	2	4.74
03-01-22	UC IRVINE	9.0	4	3	3	8	7	2	0	1	0	0	2	1	3	2-3	3-6	2	4.55
03-04-22	ARIZONA STATE	9.0	19	13	5	5	3	4	0	4	0	0	1	0	1	5-13	3-7	2	4.60
03-05-22	ARIZONA STATE	9.0	13	6	5	2	7	3	1	2	0	0	1	2	0	4-6	3-8	2	4.63
03-06-22	ARIZONA STATE	9.0	7	3	3	4	11	1	1	1	1	0	1	1	0	4-3	4-8	3	4.50
*03-11-22	UNLV	9.0	7	5	5	3	11	1	0	2	0	1	1	0	0	2-5	4-9	3	4.54
*03-12-22	UNLV	9.0	5	4	3	7	18	2	0	0	8	0	4	1	1	3-4	4-10	3	4.43
*03-13-22	UNLV	9.0	11	10	7	7	7	2	1	1	1	0	1	1	1	8-10	4-11	3	4.60
03-15-22	IOWA	9.0	9	6	6	6	13	2	0	1	4	0	3	0	0	4-6	4-12	3	4.68
*03-18-22	at San Jose State	8.0	4	3	1	1	7	3	0	1	0	0	0	0	0	2-3	4-13	3	4.50
*03-19-22	at San Jose State	8.0	10	8	4	6	2	0	2	1	2	0	2	1	1	7-8	4-14	3	4.50
*03-20-22	at San Jose State	8.1	10	9	8	4	6	1	1	2	2	0	2	0	1	8-9	4-15	3	4.70
03-22-22	at UC San Diego	9.0	9	7	6	7	12	2	2	1	4	0	2	1	0	14-7	5-15	3	4.77
*03-25-22	FRESNO STATE	9.0	6	3	3	6	14	1	0	1	0	0	1	0	1	1-3	5-16	3	4.68
*03-26-22	FRESNO STATE	9.0	9	8	7	6	8	4	0	0	1	0	2	0	0	2-8	5-17	3	4.79
*03-27-22	FRESNO STATE	9.0	3	4	3	8	9	1	0	0	0	0	0	0	1	0-4	5-18	3	4.71
03-29-22	UC SAN DIEGO	9.0	7	4	3	8	8	1	0	0	1	0	1	2	0	0-4	5-19	3	4.64
*04-01-22	at Nevada	9.0	5	1	0	1	7	0	0	0	1	0	0	1	0	13-1	6-19	3	4.45
*04-02-22	at Nevada	8.0	8	12	8	5	11	4	1	0	3	0	4	0	1	6-12	6-20	3	4.61
*04-03-22	at Nevada	8.0	6	8	3	6	6	1	0	1	0	0	0	0	1	6-8	6-21	3	4.57
04-05-22	LONG BEACH STATE	9.0	5	1	1	5	12	2	0	0	2	0	0	0	0	5-1	7-21	3	4.44
Totals		249.1	223	161	123	138	274	50	12	23	47	2	45	17	15	125-161	7-21	3	4.44

2022 San Diego State Baseball
 Overall Statistics for San Diego State (as of Apr 07, 2022)
 (All games Sorted by Batting avg)

Record: 7-21 Home: 4-13 Away: 2-6 Neutral: 1-2 MW: 1-11

Player	avg	gp-gs	ab	r	h	2b	3b	hr	rbi	tb	slg%	bb	hp	so	gdp	ob%	sf	sh	sb-att	po	a	e	fld%
1 MILLER, Caden	.330	28-28	106	14	35	0	2	2	15	45	.425	18	7	23	0	.455	1	1	11-12	28	71	7	.934
8 CARRIGG, Cole	.324	27-26	105	13	34	5	1	2	16	47	.448	4	1	18	2	.355	0	4	8-11	73	31	1	.990
24 RUIZ, Poncho	.291	28-28	103	17	30	6	1	2	14	44	.427	20	2	21	0	.409	2	0	1-1	215	27	6	.976
18 GLOWACKI, Tyler	.280	24-24	82	9	23	5	0	0	9	28	.341	14	2	11	1	.390	2	2	1-2	43	1	2	.957
21 LEONHARDT, Brian	.217	26-23	83	13	18	3	0	3	15	30	.361	6	2	20	0	.286	0	0	1-2	84	7	2	.978

42 MONTOYA, Shaun	.244	15-12	41	3	10	0	0	0	1	10	.244	4	0	13	0	.311	0	0	1-3	19	1	0	1.000
14 WEEMS, Irvin	.239	19-13	46	6	11	1	0	1	4	15	.326	5	3	12	0	.352	0	3	3-3	31	0	0	1.000
10 BETHANCOURT, Tino	.213	21-20	61	10	13	2	0	1	6	18	.295	12	3	16	0	.359	2	0	2-3	94	13	2	.982
48 GIANNOLA, Johnny	.209	22-17	67	10	14	3	2	1	8	24	.358	8	3	18	0	.321	0	1	3-5	19	0	1	.950
41 JOHNSON, Deron	.205	18-9	44	4	9	3	0	1	4	15	.341	6	0	6	1	.300	0	0	1-1	20	4	0	1.000
9 RHEE, Charlie	.200	10-2	10	0	2	0	0	0	2	2	.200	1	0	4	0	.273	0	0	0-0	3	0	0	1.000
15 CARTER, Xavier	.179	12-8	28	6	5	1	0	0	2	6	.214	4	1	3	0	.303	0	0	0-0	15	0	0	1.000
12 FOXCROFT, Max	.167	9-5	18	2	3	1	0	0	5	4	.222	0	2	5	0	.250	0	0	0-0	2	8	3	.769
46 HAZELHURST, Trevor	.159	19-8	44	8	7	0	0	2	4	13	.295	6	0	17	1	.260	0	0	0-0	53	1	1	.982
13 RODRIGUEZ, Alex	.150	19-15	40	3	6	0	0	0	2	6	.150	3	3	19	0	.261	0	2	1-2	26	27	1	.981
3 LEBEAU, Kenny	.139	15-10	36	7	5	2	0	0	3	7	.194	6	2	9	0	.295	0	1	0-0	10	21	2	.939
28 FONDTAIN, TJ	.000	10-8	7	0	0	0	0	0	0	0	.000	2	0	3	0	.222	0	0	0-1	1	5	1	.857
31 BUTCHER, Blake	.000	4-3	6	0	0	0	0	0	0	0	.000	0	0	4	0	.000	0	0	0-0	1	4	1	.833
2 ZAVOREK, Brady	.000	2-1	3	0	0	0	0	0	0	0	.000	0	0	3	0	.000	0	0	0-0	0	0	0	.000
5 PYATT, Fisher	.000	2-0	2	0	0	0	0	0	0	0	.000	0	0	2	0	.000	0	0	0-0	0	1	0	1.000
39 MELTON, Troy	.000	5-4	0	0	0	0	0	0	0	0	.000	0	0	0	0	.000	0	0	0-0	2	3	0	1.000
26 SERRANO, Omar	.000	4-0	0	0	0	0	0	0	0	0	.000	0	0	0	0	.000	0	0	0-0	0	0	0	.000
47 ARMSTRONG, Eldridge	.000	6-0	0	0	0	0	0	0	0	0	.000	0	0	0	0	.000	0	0	0-0	0	0	0	.000
38 FAULKES, Ryan	.000	2-0	0	0	0	0	0	0	0	0	.000	0	0	0	0	.000	0	0	0-0	0	1	0	1.000
11 JONES, Avery	.000	7-0	0	0	0	0	0	0	0	0	.000	0	0	0	0	.000	0	0	0-0	1	3	0	1.000
23 GUZMAN, Jonny	.000	11-1	0	0	0	0	0	0	0	0	.000	0	0	0	0	.000	0	0	0-0	0	3	1	.750
45 SIPE, Evan	.000	2-0	0	0	0	0	0	0	0	0	.000	0	1	0	0	1.000	0	0	0-0	1	0	0	1.000
36 FLORES, Jacob	.000	9-5	0	0	0	0	0	0	0	0	.000	0	0	0	0	.000	0	0	0-0	1	4	1	.833
25 HARGETT, Hunter	.000	5-0	0	0	0	0	0	0	0	0	.000	0	0	0	0	.000	0	0	0-0	0	0	0	.000
30 CRANTON, Hunter	.000	6-1	0	0	0	0	0	0	0	0	.000	0	0	0	0	.000	0	0	0-0	1	0	0	1.000
50 SAUER, Kelena	.000	7-7	0	0	0	0	0	0	0	0	.000	0	0	0	0	.000	0	0	0-0	1	5	5	.545
29 BRODELL, Robert	.000	7-0	0	0	0	0	0	0	0	0	.000	0	0	0	0	.000	0	0	0-0	1	2	2	.600
40 BERCOVICH, Jadon	.000	13-0	0	0	0	0	0	0	0	0	.000	0	0	0	0	.000	0	0	0-0	2	5	0	1.000
27 INGRASSIA, Joseph	.000	5-0	0	0	0	0	0	0	0	0	.000	0	0	0	0	.000	0	0	0-0	0	1	0	1.000
32 TIBBETT, Ricky	.000	11-0	0	0	0	0	0	0	0	0	.000	0	0	0	0	.000	0	0	0-0	0	1	1	.500
22 CANADA, Chris	.000	8-1	0	0	0	0	0	0	0	0	.000	0	0	0	0	.000	0	0	0-0	1	1	0	1.000
Totals	.241	28	932	125	225	32	6	15	110	314	.337	119	32	227	5	.345	7	14	33-46	748	251	40	.962
Opponents	.236	28	946	161	223	50	12	23	147	366	.387	138	45	274	1	.359	3	15	19-28	754	294	26	.976

LOB - Team (226), Opp (238). DPs turned - Team (17), Opp (20). CI - Team (0), Opp (1). IBB - Team (4), RUIZ, P. 3, GIANNOLA 1, Opp (15). Picked off - CARRIGG 2, BETHANCOURT 1, MONTOYA, S. 1, RUIZ, P. 1.

2022 San Diego State Baseball
Overall Statistics for San Diego State (as of Apr 07, 2022)
(All games Sorted by Earned run avg)

Player	era	w-l	app	gs	cg	sho	sv	ip	h	r	er	bb	so	2b	3b	hr	b/avg	wp	hp	bk	sfa	sha
28 FONDTAIN, TJ	4.18	1-4	7	6	0	0/0	0	32.1	25	20	15	16	25	4	0	5	.210	1	4	1	0	1
36 FLORES, Jacob	4.80	1-2	9	5	0	0/0	0	30.0	27	18	16	18	32	4	3	4	.239	2	2	0	1	1
50 SAUER, Kelena	5.34	1-5	7	7	0	0/0	0	28.2	31	26	17	17	29	6	3	3	.270	12	9	0	1	2

39 MELTON, Troy	1.00	1-1	4	4	0	0/0	0	18.0	11	5	2	6	20	4	0	0	.167	1	0	0	0	1
40 BERCOVICH, Jadon	1.69	1-2	13	0	0	0/0	1	21.1	13	7	4	6	28	3	1	0	.176	1	5	1	0	2
47 ARMSTRONG, Eldridge	2.25	0-0	6	0	0	0/0	0	8.0	10	2	2	3	6	2	0	1	.333	4	1	0	0	1
22 CANADA, Chris	2.70	1-0	8	1	0	0/0	0	13.1	12	4	4	10	16	3	0	0	.231	2	1	0	0	0
29 BRODELL, Robert	3.55	0-1	7	0	0	0/0	0	12.2	15	12	5	11	9	3	0	1	.294	4	2	0	0	2
23 GUZMAN, Jonny	3.66	1-2	11	1	0	0/0	1	19.2	12	13	8	12	32	4	0	2	.174	6	6	0	1	3
30 CRANTON, Hunter	3.86	0-1	6	1	0	0/0	0	9.1	8	5	4	3	13	4	1	1	.216	3	0	0	0	0
26 SERRANO, Omar	3.86	0-1	4	0	0	0/0	0	4.2	1	2	2	5	8	0	0	0	.071	0	3	0	0	0
32 TIBBETT, Ricky	3.98	0-0	11	0	0	0/0	1	20.1	22	10	9	9	18	5	1	3	.268	1	1	0	0	1
11 JONES, Avery	6.57	0-0	7	0	0	0/0	0	12.1	8	9	9	7	10	1	1	0	.200	1	2	0	0	1
27 INGRASSIA, Joseph	8.53	0-0	5	0	0	0/0	0	6.1	8	6	6	5	8	3	1	0	.308	3	1	0	0	0
21 LEONHARDT, Brian	9.00	0-1	3	2	0	0/0	0	6.0	9	7	6	3	9	2	0	0	.321	2	2	0	0	0
25 HARGETT, Hunter	10.80	0-0	5	0	0	0/0	0	3.1	3	5	4	3	7	0	0	2	.231	3	5	0	0	0
38 FAULKES, Ryan	18.00	0-0	2	0	0	0/0	0	2.0	4	4	4	1	2	0	1	0	.400	1	1	0	0	0
8 CARRIGG, Cole	54.00	0-1	1	1	0	0/0	0	1.0	4	6	6	3	2	2	0	1	.571	0	0	0	0	0
Totals	4.44	7-21	28	28	0	0/0	3	249.1	223	161	123	138	274	50	12	23	.236	47	45	2	3	15
Opponents	3.83	21-7	28	28	0	3/3	12	251.1	225	125	107	119	227	32	6	15	.241	25	32	2	7	14

PB - Team (10), RUIZ, P. 6, JOHNSON, D. 3, CARRIGG 1, Opp (2). Pickoffs - Team (4), RUIZ, P. 3, FONDTAIN 1, Opp (5). SBA/ATT - RUIZ, P. (17-24), FONDTAIN (3-4), SAUER (2-4), GUZMAN, J. (4-4), TIBBETT (2-2), SERRANO, O. (1-2), CRANTON, H. (2-2), MELTON (2-2), ARMSTRONG, E. (0-2), JOHNSON, D. (1-2), CARRIGG (2-2), JONES, Av. (0-2), FLORES, J. (0-1), BERCOVICH (1-1), LEONHARDT (1-1).

2022 San Diego State Baseball
Overall Statistics for San Diego State (as of Apr 07, 2022)
(All games Sorted by Fielding pct)

Player	c	po	a	e	fld%	dp	sba	csb	sba%	pb	ci
14 WEEMS, Irvin	31	31	0	0	1.000	0	0	0	---	0	0
41 JOHNSON, Deron	24	20	4	0	1.000	1	1	1	.500	3	0
42 MONTOYA, Shaun	20	19	1	0	1.000	0	0	0	---	0	0
15 CARTER, Xavier	15	15	0	0	1.000	0	0	0	---	0	0
40 BERCOVICH, Jadon	7	2	5	0	1.000	0	1	0	1.000	0	0
39 MELTON, Troy	5	2	3	0	1.000	1	2	0	1.000	0	0
11 JONES, Avery	4	1	3	0	1.000	1	0	2	.000	0	0
9 RHEE, Charlie	3	3	0	0	1.000	0	0	0	---	0	0
22 CANADA, Chris	2	1	1	0	1.000	0	0	0	---	0	0
38 FAULKS, Ryan	1	0	1	0	1.000	0	0	0	---	0	0
30 CRANTON, Hunter	1	1	0	0	1.000	0	2	0	1.000	0	0
45 SIPE, Evan	1	1	0	0	1.000	0	0	0	---	0	0
27 INGRASSIA, Joseph	1	0	1	0	1.000	0	0	0	---	0	0
5 PYATT, Fisher	1	0	1	0	1.000	0	0	0	---	0	0
8 CARRIGG, Cole	105	73	31	1	.990	6	2	0	1.000	1	0
46 HAZELHURST, Trevor	55	53	1	1	.982	2	0	0	---	0	0
10 BETHANCOURT, Tino	109	94	13	2	.982	7	0	0	---	0	0
13 RODRIGUEZ, Alex	54	26	27	1	.981	5	0	0	---	0	0
21 LEONHARDT, Brian	93	84	7	2	.978	4	1	0	1.000	0	0
24 RUIZ, Poncho	248	215	27	6	.976	2	17	7	.708	6	0
18 GLOWACKI, Tyler	46	43	1	2	.957	1	0	0	---	0	0
48 GIANNOLA, Johnny	20	19	0	1	.950	0	0	0	---	0	0
3 LEBEAU, Kenny	33	10	21	2	.939	3	0	0	---	0	0
1 MILLER, Caden	106	28	71	7	.934	7	0	0	---	0	0
28 FONDTAIN, TJ	7	1	5	1	.857	0	3	1	.750	0	0
36 FLORES, Jacob	6	1	4	1	.833	0	0	1	.000	0	0
31 BUTCHER, Blake	6	1	4	1	.833	0	0	0	---	0	0
12 FOXCROFT, Max	13	2	8	3	.769	0	0	0	---	0	0
23 GUZMAN, Jonny	4	0	3	1	.750	0	4	0	1.000	0	0
29 BRODELL, Robert	5	1	2	2	.600	1	0	0	---	0	0
50 SAUER, Kelena	11	1	5	5	.545	0	2	2	.500	0	0
32 TIBBETT, Ricky	2	0	1	1	.500	0	2	0	1.000	0	0
2 ZAVOREK, Brady	0	0	0	0	.000	0	0	0	---	0	0
47 ARMSTRONG, Eldridge	0	0	0	0	.000	0	0	2	.000	0	0
25 HARGETT, Hunter	0	0	0	0	.000	0	0	0	---	0	0
26 SERRANO, Omar	0	0	0	0	.000	0	1	1	.500	0	0
Totals	1039	748	251	40	.962	17	19	9	.679	10	0
Opponents	1074	754	294	26	.976	20	33	13	.717	2	1

Hitting minimums - 1 Games 2.5 AB/Game
Pitching minimums - 1 Games 1.0 IP/Game

2022 San Diego State Baseball
Miscellaneous Stats for San Diego State (as of Apr 07, 2022)
(All games)

Multiple Hit Games	2	3	4	5+	Total
1 MILLER, Caden	10	1	-	-	11
8 CARRIGG, Cole	6	4	-	-	10
24 RUIZ, Poncho	4	1	1	-	6
21 LEONHARDT, Brian	6	-	-	-	6
18 GLOWACKI, Tyler	2	3	-	-	5
42 MONTOYA, Shaun	4	-	-	-	4
48 GIANNOLA, Johnny	4	-	-	-	4
14 WEEMS, Irvin	2	1	-	-	3
41 JOHNSON, Deron	2	-	-	-	2
10 BETHANCOURT, Tin	1	-	-	-	1
13 RODRIGUEZ, Alex	-	1	-	-	1
46 HAZELHURST, Trev	-	1	-	-	1
15 CARTER, Xavier	1	-	-	-	1
TEAM	42	12	1	0	55

Multiple RBI Games	2	3	4	5+	Total
8 CARRIGG, Cole	6	-	-	-	6
21 LEONHARDT, Brian	4	-	-	1	5
1 MILLER, Caden	2	1	1	-	4
24 RUIZ, Poncho	3	-	-	-	3
48 GIANNOLA, Johnny	2	-	-	-	2
12 FOXCROFT, Max	2	-	-	-	2
41 JOHNSON, Deron	2	-	-	-	2
18 GLOWACKI, Tyler	-	1	-	-	1
3 LEBEAU, Kenny	1	-	-	-	1
9 RHEE, Charlie	1	-	-	-	1
10 BETHANCOURT, Tin	1	-	-	-	1
14 WEEMS, Irvin	-	1	-	-	1
TEAM	24	3	1	1	29

Hitting Streaks	Longest	Current
24 RUIZ, Poncho	9	4
8 CARRIGG, Cole	8	4
1 MILLER, Caden	8	5
10 BETHANCOURT, Tin	7	-
18 GLOWACKI, Tyler	4	-
21 LEONHARDT, Brian	4	-
14 WEEMS, Irvin	4	-
12 FOXCROFT, Max	3	3
42 MONTOYA, Shaun	3	-
41 JOHNSON, Deron	3	1
46 HAZELHURST, Trev	2	1
48 GIANNOLA, Johnny	2	-
15 CARTER, Xavier	2	1
3 LEBEAU, Kenny	2	-
13 RODRIGUEZ, Alex	1	-
9 RHEE, Charlie	1	-

Reached Base Streaks	Longest	Current
24 RUIZ, Poncho	15	4
1 MILLER, Caden	13	5
8 CARRIGG, Cole	10	4
10 BETHANCOURT, Tin	10	10
18 GLOWACKI, Tyler	10	-
14 WEEMS, Irvin	7	1
41 JOHNSON, Deron	6	1
3 LEBEAU, Kenny	6	-
42 MONTOYA, Shaun	5	-
15 CARTER, Xavier	4	4
21 LEONHARDT, Brian	4	1
13 RODRIGUEZ, Alex	4	-
12 FOXCROFT, Max	4	4
46 HAZELHURST, Trev	3	3
48 GIANNOLA, Johnny	3	2
28 FONDTAIN, TJ	2	-
9 RHEE, Charlie	1	-
45 SIPE, Evan	1	1

2022 San Diego State Baseball
Miscellaneous Stats for San Diego State (as of Apr 07, 2022)
(All games)

Starting Lineup By Position
(Team W-L record when starter)

PITCHER:		
50 SAUER, Kelena	7	(1-6)
28 FONDTAIN, TJ	6	(1-5)
36 FLORES, Jacob	5	(3-2)
39 MELTON, Troy	4	(1-3)
21 LEONHARDT, Bria	2	(0-2)
23 GUZMAN, Jonny	1	(0-1)
8 CARRIGG, Cole	1	(0-1)
30 CRANTON, Hunter	1	(0-1)
22 CANADA, Chris	1	(1-0)
CATCHER:		
24 RUIZ, Poncho	23	(5-18)
8 CARRIGG, Cole	3	(1-2)
41 JOHNSON, Deron	2	(1-1)
FIRST BASE:		
21 LEONHARDT, Bria	13	(4-9)
10 BETHANCOURT, Ti	10	(2-8)
46 HAZELHURST, Tre	5	(1-4)
SECOND BASE:		
8 CARRIGG, Cole	13	(3-10)
13 RODRIGUEZ, Alex	13	(3-10)
3 LEBEAU, Kenny	2	(1-1)
THIRD BASE:		
10 BETHANCOURT, Ti	10	(4-6)
3 LEBEAU, Kenny	8	(0-8)
12 FOXCROFT, Max	5	(2-3)
31 BUTCHER, Blake	3	(1-2)
13 RODRIGUEZ, Alex	2	(0-2)
SHORTSTOP:		
1 MILLER, Caden	28	(7-21)
LEFT FIELD:		
48 GIANNOLA, Johnn	14	(3-11)
15 CARTER, Xavier	6	(2-4)
18 GLOWACKI, Tyler	5	(1-4)
46 HAZELHURST, Tre	2	(1-1)
9 RHEE, Charlie	1	(0-1)
CENTER FIELD:		
14 WEEMS, Irvin	10	(2-8)
8 CARRIGG, Cole	9	(2-7)
42 MONTOYA, Shaun	9	(3-6)
RIGHT FIELD:		
18 GLOWACKI, Tyler	19	(5-14)
14 WEEMS, Irvin	3	(1-2)
42 MONTOYA, Shaun	3	(0-3)
15 CARTER, Xavier	2	(0-2)
9 RHEE, Charlie	1	(1-0)
DESIGNATED HITTER:		
21 LEONHARDT, Bria	8	(2-6)
41 JOHNSON, Deron	7	(1-6)
24 RUIZ, Poncho	5	(2-3)
48 GIANNOLA, Johnn	3	(1-2)
28 FONDTAIN, TJ	2	(0-2)
8 CARRIGG, Cole	1	(0-1)
46 HAZELHURST, Tre	1	(1-0)
2 ZAVOREK, Brady	1	(0-1)

Starting Lineup By Lineup Spot
(Team W-L record when starter)

LEADOFF:		
1 MILLER, Caden	28	(7-21)
2ND SPOT:		
8 CARRIGG, Cole	14	(2-12)
18 GLOWACKI, Tyler	7	(3-4)
42 MONTOYA, Shaun	6	(2-4)
48 GIANNOLA, Johnn	1	(0-1)
3RD SPOT:		
24 RUIZ, Poncho	26	(6-20)
8 CARRIGG, Cole	2	(1-1)
CLEANUP:		
21 LEONHARDT, Bria	8	(3-5)
48 GIANNOLA, Johnn	8	(1-7)
8 CARRIGG, Cole	7	(2-5)
41 JOHNSON, Deron	2	(0-2)
24 RUIZ, Poncho	2	(1-1)
28 FONDTAIN, TJ	1	(0-1)
5TH SPOT:		
18 GLOWACKI, Tyler	7	(1-6)
41 JOHNSON, Deron	5	(1-4)
10 BETHANCOURT, Ti	5	(1-4)
48 GIANNOLA, Johnn	4	(2-2)
21 LEONHARDT, Bria	3	(1-2)
15 CARTER, Xavier	2	(0-2)
46 HAZELHURST, Tre	1	(1-0)
28 FONDTAIN, TJ	1	(0-1)
6TH SPOT:		
10 BETHANCOURT, Ti	6	(2-4)
18 GLOWACKI, Tyler	5	(1-4)
14 WEEMS, Irvin	5	(0-5)
46 HAZELHURST, Tre	4	(2-2)
8 CARRIGG, Cole	3	(1-2)
48 GIANNOLA, Johnn	2	(1-1)
42 MONTOYA, Shaun	2	(0-2)
2 ZAVOREK, Brady	1	(0-1)
7TH SPOT:		
21 LEONHARDT, Bria	7	(1-6)
18 GLOWACKI, Tyler	5	(1-4)
14 WEEMS, Irvin	4	(1-3)
10 BETHANCOURT, Ti	3	(1-2)
15 CARTER, Xavier	2	(1-1)
41 JOHNSON, Deron	2	(1-1)
31 BUTCHER, Blake	1	(0-1)
46 HAZELHURST, Tre	1	(0-1)
48 GIANNOLA, Johnn	1	(0-1)
9 RHEE, Charlie	1	(1-0)
42 MONTOYA, Shaun	1	(0-1)
8TH SPOT:		
3 LEBEAU, Kenny	5	(1-4)
13 RODRIGUEZ, Alex	5	(0-5)
10 BETHANCOURT, Ti	4	(1-3)
15 CARTER, Xavier	4	(1-3)
21 LEONHARDT, Bria	3	(1-2)
42 MONTOYA, Shaun	3	(1-2)
12 FOXCROFT, Max	2	(1-1)
14 WEEMS, Irvin	1	(1-0)
48 GIANNOLA, Johnn	1	(0-1)
9TH SPOT:		
13 RODRIGUEZ, Alex	10	(3-7)
3 LEBEAU, Kenny	5	(0-5)
14 WEEMS, Irvin	3	(1-2)
12 FOXCROFT, Max	3	(1-2)
31 BUTCHER, Blake	2	(1-1)
46 HAZELHURST, Tre	2	(0-2)
10 BETHANCOURT, Ti	2	(1-1)

2022 San Diego State Baseball
Conference statistics for San Diego State (as of Apr 07, 2022)
(MW games only Sorted by Batting avg)

Record: 1-11 Home: 0-6 Away: 1-5 MW: 1-11

Player	avg	gp-gs	ab	r	h	2b	3b	hr	rbi	tb	slg%	bb	hp	so	gdp	ob%	sf	sh	sb-att	po	a	e	fld%	
24 RUIZ, Poncho	.349	12-12	43	8	15	3	1	1	7	23	.535	11	1	7	0	.482	1	0	1-1	92	12	4	.963	
8 CARRIGG, Cole	.340	12-12	53	8	18	4	1	1	8	27	.509	1	1	7	1	.364	0	0	6-9	27	23	0	1.000	
18 GLOWACKI, Tyler	.290	10-10	31	5	9	1	0	0	2	10	.323	7	1	2	1	.425	1	2	1-2	18	1	1	.950	
1 MILLER, Caden	.265	12-12	49	6	13	0	0	1	2	16	.327	6	2	9	0	.368	0	1	3-3	10	35	6	.882	
21 LEONHARDT, Brian	.235	11-9	34	6	8	2	0	2	8	16	.471	3	2	7	0	.333	0	0	0-0	35	4	1	.975	

10 BETHANCOURT, Tino	.350	7-6	20	2	7	1	0	1	3	11	.550	3	0	5	0	.435	0	0	1-1	25	5	1	.968	
42 MONTOYA, Shaun	.348	6-6	23	1	8	0	0	0	0	8	.348	1	0	6	0	.375	0	0	1-2	13	1	0	1.000	
14 WEEMS, Irvin	.333	10-6	24	4	8	1	0	1	4	12	.500	2	3	4	0	.448	0	1	3-3	14	0	0	1.000	
12 FOXCROFT, Max	.333	4-2	9	1	3	1	0	0	4	4	.444	0	1	1	0	.400	0	0	0-0	0	2	1	.667	
9 RHEE, Charlie	.250	3-1	4	0	1	0	0	0	0	1	.250	1	0	3	0	.400	0	0	0-0	1	0	0	1.000	
48 GIANNOLA, Johnny	.214	9-7	28	3	6	2	1	1	5	13	.464	2	0	9	0	.267	0	0	0-0	6	0	0	1.000	
41 JOHNSON, Deron	.179	10-6	28	2	5	2	0	1	2	10	.357	2	0	3	1	.233	0	0	0-0	2	0	0	1.000	
46 HAZELHURST, Trevor	.174	10-5	23	6	4	0	0	1	2	7	.304	4	0	8	1	.296	0	0	0-0	47	1	1	.980	
15 CARTER, Xavier	.167	6-5	18	4	3	1	0	0	1	4	.222	2	1	1	0	.286	0	0	0-0	7	0	0	1.000	
3 LEBEAU, Kenny	.067	7-5	15	2	1	1	0	0	0	2	.133	2	0	4	0	.176	0	1	0-0	2	5	1	.875	
13 RODRIGUEZ, Alex	.000	6-4	9	0	0	0	0	0	0	0	.000	1	1	4	0	.182	0	0	0-0	6	6	1	.923	
22 CANADA, Chris	.000	1-0	0	0	0	0	0	0	0	0	.000	0	0	0	0	.000	0	0	0-0	0	0	0	.000	
27 INGRASSIA, Joseph	.000	1-0	0	0	0	0	0	0	0	0	.000	0	0	0	0	.000	0	0	0-0	0	0	0	.000	
29 BRODELL, Robert	.000	1-0	0	0	0	0	0	0	0	0	.000	0	0	0	0	.000	0	0	0-0	0	0	0	.000	
45 SIPE, Evan	.000	1-0	0	0	0	0	0	0	0	0	.000	0	0	0	0	.000	0	0	0-0	0	0	0	.000	
11 JONES, Avery	.000	4-0	0	0	0	0	0	0	0	0	.000	0	0	0	0	.000	0	0	0-0	1	1	0	1.000	
36 FLORES, Jacob	.000	5-1	0	0	0	0	0	0	0	0	.000	0	0	0	0	.000	0	0	0-0	1	1	0	1.000	
40 BERCOVICH, Jadon	.000	5-0	0	0	0	0	0	0	0	0	.000	0	0	0	0	.000	0	0	0-0	0	2	0	1.000	
30 CRANTON, Hunter	.000	2-0	0	0	0	0	0	0	0	0	.000	0	0	0	0	.000	0	0	0-0	0	0	0	.000	
23 GUZMAN, Jonny	.000	6-0	0	0	0	0	0	0	0	0	.000	0	0	0	0	.000	0	0	0-0	0	2	1	.667	
50 SAUER, Kelena	.000	4-4	0	0	0	0	0	0	0	0	.000	0	0	0	0	.000	0	0	0-0	0	1	3	.250	
47 ARMSTRONG, Eldridge	.000	1-0	0	0	0	0	0	0	0	0	.000	0	0	0	0	.000	0	0	0-0	0	0	0	.000	
28 FONDTAIN, TJ	.000	4-3	0	0	0	0	0	0	0	0	.000	0	0	0	0	.000	0	0	0-0	1	1	0	1.000	
39 MELTON, Troy	.000	5-4	0	0	0	0	0	0	0	0	.000	0	0	0	0	.000	0	0	0-0	2	3	0	1.000	
32 TIBBETT, Ricky	.000	5-0	0	0	0	0	0	0	0	0	.000	0	0	0	0	.000	0	0	0-0	0	1	1	.500	
Totals	.265	12	411	58	109	19	3	10	48	164	.399	48	13	80	4	.359	2	5	16-21	310	107	22	.950	
Opponents	.214	12	393	75	84	20	5	9	66	141	.359	60	17	106	1	.342	1	7	8-10	324	120	9	.980	

LOB - Team (97), Opp (93). DPs turned - Team (4), Opp (8). IBB - Team (2), RUIZ, P. 2, Opp (8). Picked off - MONTOYA, S. 1, BETHANCOURT 1, CARRIGG 1.

(MW games only Sorted by Earned run avg)

Player	era	w-l	app	gs	cg	sho	sv	ip	h	r	er	bb	so	2b	3b	hr	b/avg	wp	hp	bk	sfa	sha		
39 MELTON, Troy	1.00	1-1	4	4	0	0/0	0	18.0	11	5	2	6	20	4	0	0	.167	1	0	0	0	1		
28 FONDTAIN, TJ	6.00	0-3	4	3	0	0/0	0	18.0	14	16	12	10	12	3	0	3	.206	1	2	1	0	1		
36 FLORES, Jacob	6.00	0-1	5	1	0	0/0	0	12.0	10	8	8	7	10	2	1	2	.222	1	0	0	0	0		
50 SAUER, Kelena	6.57	0-3	4	4	0	0/0	0	12.1	12	16	9	13	12	3	1	0	.245	9	9	0	1	1		

29 BRODELL, Robert	0.00	0-0	1	0	0	0/0	0	0.2	1	0	0	0	0	0	0	0	.333	0	0	0	0	0		
21 LEONHARDT, Brian	0.00	0-0	1	0	0	0/0	0	0.0	1	0	0	0	0	0	0	0	1.000	1	0	0	0	0		
40 BERCOVICH, Jadon	2.35	0-2	5	0	0	0/0	0	7.2	8	5	2	5	10	1	1	0	.258	1	2	0	0	1		
30 CRANTON, Hunter	3.00	0-0	2	0	0	0/0	0	3.0	3	2	1	1	6	2	1	0	.231	2	0	0	0	0		
32 TIBBETT, Ricky	3.60	0-0	5	0	0	0/0	0	10.0	9	5	4	4	8	0	1	2	.231	0	0	0	0	1		
23 GUZMAN, Jonny	4.50	0-1	6	0	0	0/0	0	8.0	6	8	4	7	14	3	0	1	.194	2	2	0	0	2		
11 JONES, Avery	5.00	0-0	4	0	0	0/0	0	9.0	4	5	5	4	9	1	0	0	.143	0	1	0	0	0		
22 CANADA, Chris	6.00	0-0	1	0	0	0/0	0	3.0	2	2	2	2	3	1	0	0	.182	0	1	0	0	0		
47 ARMSTRONG, Eldridge	9.00	0-0	1	0	0	0/0	0	1.0	2	1	1	0	1	0	0	1	.400	0	0	0	0	0		
27 INGRASSIA, Joseph	27.00	0-0	1	0	0	0/0	0	0.2	1	2	2	1	1	0	0	0	.333	0	0	0	0	0		
Totals	4.53	1-11	12	12	0	0/0	0	103.1	84	75	52	60	106	20	5	9	.214	18	17	1	1	7		
Opponents	4.25	11-1	12	12	0	1/1	7	108.0	109	58	51	48	80	19	3	10	.265	13	13	2	2	5		

PB - Team (2), RUIZ, P. 2, Opp (1). Pickoffs - Team (1), RUIZ, P. 1, Opp (3). SBA/ATT - RUIZ, P. (8-10), GUZMAN, J. (3-3), MELTON (2-2), JONES, Av. (0-2), FONDTAIN (2-2), CRANTON, H. (1-1).

2022 San Diego State Baseball
 Conference statistics for San Diego State (as of Apr 07, 2022)
 (MW games only Sorted by Fielding pct)

Player	c	po	a	e	fld%	dp	sba	csb	sba%	pb	ci
8 CARRIGG, Cole	50	27	23	0	1.000	2	0	0	---	0	0
14 WEEMS, Irvin	14	14	0	0	1.000	0	0	0	---	0	0
42 MONTOYA, Shaun	14	13	1	0	1.000	0	0	0	---	0	0
15 CARTER, Xavier	7	7	0	0	1.000	0	0	0	---	0	0
48 GIANNOLA, Johnny	6	6	0	0	1.000	0	0	0	---	0	0
39 MELTON, Troy	5	2	3	0	1.000	1	2	0	1.000	0	0
36 FLORES, Jacob	2	1	1	0	1.000	0	0	0	---	0	0
28 FONDTAIN, TJ	2	1	1	0	1.000	0	2	0	1.000	0	0
11 JONES, Avery	2	1	1	0	1.000	0	0	2	.000	0	0
40 BERCOVICH, Jadon	2	0	2	0	1.000	0	0	0	---	0	0
41 JOHNSON, Deron	2	2	0	0	1.000	0	0	0	---	0	0
9 RHEE, Charlie	1	1	0	0	1.000	0	0	0	---	0	0
46 HAZELHURST, Trevor	49	47	1	1	.980	1	0	0	---	0	0
21 LEONHARDT, Brian	40	35	4	1	.975	1	0	0	---	0	0
10 BETHANCOURT, Tino	31	25	5	1	.968	1	0	0	---	0	0
24 RUIZ, Poncho	108	92	12	4	.963	1	8	2	.800	2	0
18 GLOWACKI, Tyler	20	18	1	1	.950	1	0	0	---	0	0
13 RODRIGUEZ, Alex	13	6	6	1	.923	1	0	0	---	0	0
1 MILLER, Caden	51	10	35	6	.882	2	0	0	---	0	0
3 LEBEAU, Kenny	8	2	5	1	.875	0	0	0	---	0	0
23 GUZMAN, Jonny	3	0	2	1	.667	0	3	0	1.000	0	0
12 FOXCROFT, Max	3	0	2	1	.667	0	0	0	---	0	0
32 TIBBETT, Ricky	2	0	1	1	.500	0	0	0	---	0	0
50 SAUER, Kelena	4	0	1	3	.250	0	0	0	---	0	0
30 CRANTON, Hunter	0	0	0	0	.000	0	1	0	1.000	0	0
22 CANADA, Chris	0	0	0	0	.000	0	0	0	---	0	0
29 BRODELL, Robert	0	0	0	0	.000	0	0	0	---	0	0
45 SIPE, Evan	0	0	0	0	.000	0	0	0	---	0	0
27 INGRASSIA, Joseph	0	0	0	0	.000	0	0	0	---	0	0
47 ARMSTRONG, Eldridge	0	0	0	0	.000	0	0	0	---	0	0
Totals	439	310	107	22	.950	4	8	2	.800	2	0
Opponents	453	324	120	9	.980	8	16	5	.762	1	0

Hitting minimums - 1 Games 2.5 AB/Game
 Pitching minimums - 1 Games 1.0 IP/Game

2022 San Diego State Baseball
 Individual Season/Career Summary for San Diego State (as of Apr 07, 2022)
 (All games Sorted by Fielding pct)

Player	SEASON						CAREER													
	CH	PO	A	E	Fld%	SBA	CSB	SBA%	PB	CI	Ch	PO	A	E	Fld%	SBA	CSB	SBA%	PB	CI
14 WEEMS, Ivin	31	31	0	0	1.000	0	0	---	0	0	31	31	0	0	1.000	0	0	---	0	0
41 JOHNSON, Deion	24	20	4	0	1.000	1	1	.500	3	0	85	73	11	1	.988	7	1	.875	7	0
42 MONTOYA, Shaun	20	19	1	0	1.000	0	0	---	0	0	20	19	1	0	1.000	0	0	---	0	0
15 CARTER, Xavier	15	15	0	0	1.000	0	0	---	0	0	18	18	0	0	1.000	0	0	---	0	0
40 BERCOVICH, Jadon	7	2	5	0	1.000	1	0	1.000	0	0	7	2	5	0	1.000	1	0	1.000	0	0
39 MELTON, Troy	5	2	3	0	1.000	2	0	1.000	0	0	23	5	16	2	.913	13	5	.722	0	0
11 JONES, Avery	4	1	3	0	1.000	0	2	.000	0	0	5	1	4	0	1.000	0	2	.000	0	0
9 RHEE, Charlie	3	3	0	0	1.000	0	0	---	0	0	13	13	0	0	1.000	0	0	---	0	0
22 CANADA, Chris	2	1	1	0	1.000	0	0	---	0	0	2	1	1	0	1.000	0	0	---	0	0
38 FAULK, Ryan	1	0	1	0	1.000	0	0	---	0	0	1	0	1	0	1.000	0	0	---	0	0
27 INGRASSIA, Joseph	1	0	1	0	1.000	0	0	---	0	0	1	0	1	0	1.000	0	0	---	0	0
45 SIPE, Evan	1	1	0	0	1.000	0	0	---	0	0	1	1	0	0	1.000	0	0	---	0	0
5 PYATT, Fisher	1	0	1	0	1.000	0	0	---	0	0	37	14	18	5	.865	0	0	---	0	0
30 CRANTON, Hunter	1	1	0	0	1.000	2	0	1.000	0	0	1	1	0	0	1.000	2	0	1.000	0	0
8 CARRIGG, Cole	105	73	31	1	.990	2	0	1.000	1	0	170	106	52	12	.929	3	0	1.000	1	0
46 HAZELHURST, Trevor	55	53	1	1	.982	0	0	---	0	0	55	53	1	1	.982	0	0	---	0	0
10 BETHANICOURT, Tino	109	94	13	2	.982	0	0	---	0	0	109	94	13	2	.982	0	0	---	0	0
13 RODRIGUEZ, Alex	54	26	27	1	.981	0	0	---	0	0	54	26	27	1	.981	0	0	---	0	0
21 LEONHARDT, Brian	93	84	7	2	.978	1	0	1.000	0	0	462	410	38	14	.970	3	1	.750	0	0
24 RUIZ, Poncho	248	215	27	6	.976	17	7	.708	6	0	326	286	33	7	.979	22	8	.733	8	0
18 GLOWACKI, Tyler	46	43	1	2	.957	0	0	---	0	0	46	43	1	2	.957	0	0	---	0	0
48 GIANNOLA, Johnny	20	19	0	1	.950	0	0	---	0	0	20	19	0	1	.950	0	0	---	0	0
3 LEBEAU, Kenny	33	10	21	2	.939	0	0	---	0	0	33	10	21	2	.939	0	0	---	0	0
1 MILLER, Caden	106	28	71	7	.934	0	0	---	0	0	319	108	198	13	.959	0	0	---	0	0
28 FONDTRAIN, TJ	7	1	5	1	.857	3	1	.750	0	0	24	17	5	2	.917	3	1	.750	0	0
31 BUTCHER, Blake	6	1	4	1	.833	0	0	---	0	0	6	1	4	1	.833	0	0	---	0	0
36 FLORES, Jacob	6	1	4	1	.833	0	1	.000	0	0	22	1	18	3	.864	7	3	.700	0	0
12 FOXCROFT, Max	13	2	8	3	.769	0	0	---	0	0	26	6	15	5	.808	0	0	---	0	0
23 GUZMAN, Jonny	4	0	3	1	.750	4	0	1.000	0	0	4	0	3	1	.750	5	0	1.000	0	0
29 BRODELL, Robert	5	1	2	2	.600	0	0	---	0	0	5	1	2	2	.600	0	0	---	0	0
50 SAUER, Kelena	11	1	5	5	.545	2	2	.500	0	0	12	2	5	5	.583	2	2	.500	0	0
32 TIBBETT, Ricky	2	0	1	1	.500	2	0	1.000	0	0	11	2	8	1	.909	2	2	.500	0	0
25 HARGETT, Hunter	0	0	0	0	.000	0	0	---	0	0	0	0	0	0	.000	0	0	---	0	0
2 ZAVOREK, Brady	0	0	0	0	.000	0	0	---	0	0	0	0	0	0	.000	0	0	---	0	0
26 SERRANO, Omar	0	0	0	0	.000	1	1	.500	0	0	0	0	0	0	.000	1	1	.500	0	0
47 ARMSTRONG, Eldridge	0	0	0	0	.000	0	2	.000	0	0	0	0	0	0	.000	0	2	.000	0	0
Totals	1039	748	251	40	.962	19	9	.679	10	1	1039	748	251	40	.962	19	9	.679	10	1
Opponents	1074	754	294	26	.976	33	13	.717	2	1	1074	754	294	26	.976	33	13	.717	2	1

Individual Career History

ARMSTRONG, Eldridge

Year	avg	gp-gs	ab	r	h	2b	3b	hr	rbi	tb	slg%	bb	hbp	so	gdp	ob%	sf	sh	sb-att	po	a	e	fld%
2022	.000	6-0	0	0	0	0	0	0	0	0	.000	0	0	0	0	.000	0	0	0-0	0	0	0	.000
TOTAL	.000	6-0	0	0	0	0	0	0	0	0	.000	0	0	0	0	.000	0	0	0-0	0	0	0	.000

Year	era	w-l	app	gs	cq	sho	sv	ip	h	r	er	bb	so	2b	3b	hr	bf	bavg	wp	hbp	bk	sfa	sha
2022	2.25	0-0	6	0	0	0/0	0	8.0	10	2	2	3	6	2	0	1	35	.333	4	1	0	0	1
TOTAL	2.25	0-0	6	0	0	0/0	0	8.0	10	2	2	3	6	2	0	1	35	.333	4	1	0	0	1

SINGLE-GAME HIGHS [all-time ranking]:

- Innings pitched: 2.2, UC San Diego, 03-29-22
- Walks allowed: 2, UC San Diego, 03-29-22
- Strikeouts: 2, Hawai'i, 02-28-22; Iowa, 03-15-22
- Batters faced: 12, UC San Diego, 03-29-22
- Runners CS: 2 [t-2nd], Long Beach State, 04-05-22

BERCOVICH, Jadon

Year	avg	gp-gs	ab	r	h	2b	3b	hr	rbi	tb	slg%	bb	hbp	so	gdp	ob%	sf	sh	sb-att	po	a	e	fld%
2022	.000	13-0	0	0	0	0	0	0	0	0	.000	0	0	0	0	.000	0	0	0-0	2	5	0	1.000
TOTAL	.000	13-0	0	0	0	0	0	0	0	0	.000	0	0	0	0	.000	0	0	0-0	2	5	0	1.000

Year	era	w-l	app	gs	cq	sho	sv	ip	h	r	er	bb	so	2b	3b	hr	bf	bavg	wp	hbp	bk	sfa	sha
2022	1.69	1-2	13	0	0	0/0	1	21.1	13	7	4	6	28	3	1	0	87	.176	1	5	1	0	2
TOTAL	1.69	1-2	13	0	0	0/0	1	21.1	13	7	4	6	28	3	1	0	87	.176	1	5	1	0	2

SINGLE-GAME HIGHS [all-time ranking]:

- Innings pitched: 6.0, Hawai'i, 02-28-22
- Walks allowed: 2, Fresno State, 03-25-22
- Strikeouts: 7, Hawai'i, 02-28-22
- Batters faced: 20, Hawai'i, 02-28-22
- Field chances: 3, Hawai'i, 02-28-22
- Putouts: 1, Utah, 02-27-22; Hawai'i, 02-28-22
- Assists: 2, Hawai'i, 02-28-22

Individual Career History

BETHANCOURT, Tino

Year	avg	gp-gs	ab	r	h	2b	3b	hr	rbi	tb	slg%	bb	hbp	so	gdp	ob%	sf	sh	sb-att	po	a	e	fld%
2022	.213	21-20	61	10	13	2	0	1	6	18	.295	12	3	16	0	.359	2	0	2-3	94	13	2	.982
TOTAL	.213	21-20	61	10	13	2	0	1	6	18	.295	12	3	16	0	.359	2	0	2-3	94	13	2	.982

SINGLE-GAME HIGHS [all-time ranking]:

Hits: 2, at San Jose State, 03-19-22

Doubles: 1, Arizona State, 03-06-22; at Nevada, 04-03-22

Home runs: 1 [t-7th], at San Jose State, 03-20-22

Total bases: 4, at San Jose State, 03-20-22

RBI: 2, at San Jose State, 03-19-22

Runs scored: 2, Hawai'i, 02-28-22

Walks: 2, vs TCU, 02-18-22; Utah, 02-26-22; Long Beach State, 04-05-22

Hit by pitch: 1, vs Houston, 02-19-22; Hawai'i, 02-28-22; at UC San Diego, 03-22-22

Struck out: 2, Utah, 02-27-22; UC Irvine, 03-01-22; UNLV, 03-12-22

Sac flies: 1 [t-4th], Arizona State, 03-04-22; at UC San Diego, 03-22-22

At bats: 5, Hawai'i, 02-28-22

Stolen bases: 1, Utah, 02-27-22; UNLV, 03-11-22

Caught stealing: 1 [t-2nd], vs Houston, 02-19-22

Field chances: 16 [t-4th], Hawai'i, 02-28-22

Putouts: 14, Hawai'i, 02-28-22

Assists: 2, Hawai'i, 02-28-22; at San Jose State, 03-19-22; at San Jose State, 03-20-22

BRODELL, Robert

Year	avg	gp-gs	ab	r	h	2b	3b	hr	rbi	tb	slg%	bb	hbp	so	gdp	ob%	sf	sh	sb-att	po	a	e	fld%
2022	.000	7-0	0	0	0	0	0	0	0	0	.000	0	0	0	0	.000	0	0	0-0	1	2	2	.600
TOTAL	.000	7-0	0	0	0	0	0	0	0	0	.000	0	0	0	0	.000	0	0	0-0	1	2	2	.600

Year	era	w-l	app	gs	cq	sho	sv	ip	h	r	er	bb	so	2b	3b	hr	bf	bavg	wp	hbp	bk	sfa	sha
2022	3.55	0-1	7	0	0	0/0	0	12.2	15	12	5	11	9	3	0	1	66	.294	4	2	0	0	2
TOTAL	3.55	0-1	7	0	0	0/0	0	12.2	15	12	5	11	9	3	0	1	66	.294	4	2	0	0	2

SINGLE-GAME HIGHS [all-time ranking]:

Innings pitched: 4.0, Utah, 02-26-22

Walks allowed: 4 [t-6th], UC Irvine, 03-01-22

Strikeouts: 4, Utah, 02-26-22

Batters faced: 17, Arizona State, 03-04-22

Field chances: 3, at UC San Diego, 03-22-22

Putouts: 1, at UC San Diego, 03-22-22

Assists: 2, at UC San Diego, 03-22-22

Individual Career History

BUTCHER, Blake

Year	avg	gp-gs	ab	r	h	2b	3b	hr	rbi	tb	slg%	bb	hbp	so	gdp	ob%	sf	sh	sb-att	po	a	e	fld%
2022	.000	4-3	6	0	0	0	0	0	0	0	.000	0	0	4	0	.000	0	0	0-0	1	4	1	.833
TOTAL	.000	4-3	6	0	0	0	0	0	0	0	.000	0	0	4	0	.000	0	0	0-0	1	4	1	.833

SINGLE-GAME HIGHS [all-time ranking]:

Struck out: 2, Iowa, 03-15-22

At bats: 2, Arizona State, 03-06-22; Iowa, 03-15-22

Field chances: 3, Hawai'i, 02-28-22

Putouts: 1, Arizona State, 03-06-22

Assists: 3, Hawai'i, 02-28-22

CANADA, Chris

Year	avg	gp-gs	ab	r	h	2b	3b	hr	rbi	tb	slg%	bb	hbp	so	gdp	ob%	sf	sh	sb-att	po	a	e	fld%
2022	.000	8-1	0	0	0	0	0	0	0	0	.000	0	0	0	0	.000	0	0	0-0	1	1	0	1.000
TOTAL	.000	8-1	0	0	0	0	0	0	0	0	.000	0	0	0	0	.000	0	0	0-0	1	1	0	1.000

Year	era	w-l	app	gs	cq	sho	sv	ip	h	r	er	bb	so	2b	3b	hr	bf	bavg	wp	hbp	bk	sfa	sha
2022	2.70	1-0	8	1	0	0/0	0	13.1	12	4	4	10	16	3	0	0	63	.231	2	1	0	0	0
TOTAL	2.70	1-0	8	1	0	0/0	0	13.1	12	4	4	10	16	3	0	0	63	.231	2	1	0	0	0

SINGLE-GAME HIGHS [all-time ranking]:

Innings pitched: 5.0, Long Beach State, 04-05-22

Walks allowed: 2, Iowa, 03-15-22; Fresno State, 03-26-22; Long Beach State, 04-05-22

Strikeouts: 7, Long Beach State, 04-05-22

Batters faced: 20, Long Beach State, 04-05-22

Field chances: 1, Hawai'i, 02-28-22; Iowa, 03-15-22

Putouts: 1, Hawai'i, 02-28-22

Assists: 1, Iowa, 03-15-22

Individual Career History

CARRIGG, Cole

Year	avg	gp-gs	ab	r	h	2b	3b	hr	rbi	tb	slg%	bb	hbp	so	gdp	ob%	sf	sh	sb-att	po	a	e	fld%
2021	.270	37-33	111	37	30	11	1	2	23	49	.441	21	5	22	0	.406	1	0	3-3	33	21	11	.831
2022	.324	27-26	105	13	34	5	1	2	16	47	.448	4	1	18	2	.355	0	4	8-11	73	31	1	.990
TOTAL	.296	64-59	216	50	64	16	2	4	39	96	.444	25	6	40	2	.383	1	4	11-14	106	52	12	.929

Year	era	w-l	app	gs	cg	sho	sv	ip	h	r	er	bb	so	2b	3b	hr	bf	bavg	wp	hbp	bk	sfa	sha
2021	0.00	0-0	2	0	0	0/0	0	1.1	3	2	0	1	0	0	0	0	8	.500	0	0	1	1	0
2022	54.00	0-1	1	1	0	0/0	0	1.0	4	6	6	3	2	2	0	1	10	.571	0	0	0	0	0
TOTAL	23.14	0-1	3	1	0	0/0	0	2.1	7	8	6	4	2	2	0	1	18	.538	0	0	1	1	0

SINGLE-GAME HIGHS [all-time ranking]:

Hits: 3, 5 times

Doubles: 2 [t-5th], at Fresno State, 04-17-21; Dixie State, 04-25-21; at Nevada, 05-01-21

Triples: 1 [t-1st], UNLV, 03-14-21; at San Jose State, 03-18-22

Home runs: 1 [t-7th], 4 times

Total bases: 7, at Air Force, 05-22-21

RBI: 3, Dixie State, 04-25-21; at Air Force, 05-22-21

Runs scored: 4 [t-2nd], at Air Force, 05-22-21

Walks: 2, 6 times

Hit by pitch: 1, 5 times

Struck out: 2, 10 times

Sac flies: 1 [t-4th], at Nevada, 04-30-21

Sac bunts: 2 [t-1st], Utah, 02-27-22

At bats: 7 [t-1st], Hawai'i, 02-28-22

Stolen bases: 2 [t-3rd], UNLV, 03-12-22; at San Jose State, 03-20-22; at Nevada, 04-02-22

Caught stealing: 1 [t-2nd], UNLV, 03-13-22; Fresno State, 03-27-22; at Nevada, 04-03-22

Innings pitched: 1.0, Iowa, 03-15-22; at San Jose State, Mar 27, 2021

Walks allowed: 3, Iowa, 03-15-22

Strikeouts: 2, Iowa, 03-15-22

Batters faced: 10, Iowa, 03-15-22

Field chances: 13, at UC Irvine, Feb 22, 2022

Putouts: 11, at UC Irvine, Feb 22, 2022

Assists: 5, Fresno State, 03-26-22; at Nevada, 04-01-22

CARTER, Xavier

Year	avg	gp-gs	ab	r	h	2b	3b	hr	rbi	tb	slg%	bb	hbp	so	gdp	ob%	sf	sh	sb-att	po	a	e	fld%
2020	1.000	2-0	1	1	1	0	0	0	0	1	1.000	0	0	0	0	1.000	0	0	0-0	0	0	0	.000
2021	.286	3-2	7	1	2	0	0	1	2	5	.714	1	0	1	0	.375	0	0	0-0	3	0	0	1.000
2022	.179	12-8	28	6	5	1	0	0	2	6	.214	4	1	3	0	.303	0	0	0-0	15	0	0	1.000
TOTAL	.222	17-10	36	8	8	1	0	1	4	12	.333	5	1	4	0	.333	0	0	0-0	18	0	0	1.000

SINGLE-GAME HIGHS [all-time ranking]:

Hits: 2, at Nevada, 04-01-22; Dixie State, 04-25-21

Doubles: 1, at Nevada, 04-01-22

Home runs: 1 [t-7th], Dixie State, 04-25-21

Total bases: 5, Dixie State, 04-25-21

RBI: 2, Dixie State, 04-25-21

Runs scored: 3, at Nevada, 04-01-22

Walks: 2, at UC San Diego, 03-22-22

Hit by pitch: 1, at Nevada, 04-02-22

Struck out: 1, 4 times

At bats: 4, 4 times

Field chances: 3, at Nevada, 04-03-22; Long Beach State, 04-05-22

Putouts: 3, at Nevada, 04-03-22; Long Beach State, 04-05-22

Individual Career History

CRANTON, Hunter

Year	avg	gp-gs	ab	r	h	2b	3b	hr	rbi	tb	slg%	bb	hbp	so	gdp	ob%	sf	sh	sb-att	po	a	e	fld%
2022	.000	6-1	0	0	0	0	0	0	0	0	.000	0	0	0	0	.000	0	0	0-0	1	0	0	1.000
TOTAL	.000	6-1	0	0	0	0	0	0	0	0	.000	0	0	0	0	.000	0	0	0-0	1	0	0	1.000

Year	era	w-l	app	gs	cq	sho	sv	ip	h	r	er	bb	so	2b	3b	hr	bf	bavg	wp	hbp	bk	sfa	sha
2022	3.86	0-1	6	1	0	0/0	0	9.1	8	5	4	3	13	4	1	1	40	.216	3	0	0	0	0
TOTAL	3.86	0-1	6	1	0	0/0	0	9.1	8	5	4	3	13	4	1	1	40	.216	3	0	0	0	0

SINGLE-GAME HIGHS [all-time ranking]:

Innings pitched: 3.0, UC Irvine, 03-01-22

Walks allowed: 2, UC Irvine, 03-01-22

Strikeouts: 4, at Nevada, 04-02-22

Batters faced: 15, UC Irvine, 03-01-22

Field chances: 1, UC Irvine, 03-01-22

Putouts: 1, UC Irvine, 03-01-22

FAULKS, Ryan

Year	avg	gp-gs	ab	r	h	2b	3b	hr	rbi	tb	slg%	bb	hbp	so	gdp	ob%	sf	sh	sb-att	po	a	e	fld%
2022	.000	2-0	0	0	0	0	0	0	0	0	.000	0	0	0	0	.000	0	0	0-0	0	1	0	1.000
TOTAL	.000	2-0	0	0	0	0	0	0	0	0	.000	0	0	0	0	.000	0	0	0-0	0	1	0	1.000

Year	era	w-l	app	gs	cq	sho	sv	ip	h	r	er	bb	so	2b	3b	hr	bf	bavg	wp	hbp	bk	sfa	sha
2022	18.00	0-0	2	0	0	0/0	0	2.0	4	4	4	1	2	0	1	0	12	.400	1	1	0	0	0
TOTAL	18.00	0-0	2	0	0	0/0	0	2.0	4	4	4	1	2	0	1	0	12	.400	1	1	0	0	0

SINGLE-GAME HIGHS [all-time ranking]:

Innings pitched: 1.0, Iowa, 03-15-22; at UC Irvine, Feb 22, 2022

Walks allowed: 1, Iowa, 03-15-22

Strikeouts: 2, at UC Irvine, Feb 22, 2022

Batters faced: 8, at UC Irvine, Feb 22, 2022

Field chances: 1, Iowa, 03-15-22

Assists: 1, Iowa, 03-15-22

Individual Career History

FLORES, Jacob

Year	avg	gp-gs	ab	r	h	2b	3b	hr	rbi	tb	slg%	bb	hbp	so	gdp	ob%	sf	sh	sb-att	po	a	e	fld%
2018	.000	0-0	0	0	0	0	0	0	0	0	.000	0	0	0	0	.000	0	0	0-0	0	1	0	1.000
2019	.000	20-1	0	0	0	0	0	0	0	0	.000	0	0	0	0	.000	0	0	0-0	0	6	2	.750
2020	.000	8-1	0	0	0	0	0	0	0	0	.000	0	0	0	0	.000	0	0	0-0	0	7	0	1.000
2021	.000	7-0	0	0	0	0	0	0	0	0	.000	0	0	0	0	.000	0	0	0-0	0	0	0	.000
2022	.000	9-5	0	0	0	0	0	0	0	0	.000	0	0	0	0	.000	0	0	0-0	1	4	1	.833
TOTAL	.000	44-7	0	0	0	0	0	0	0	0	.000	0	0	0	0	.000	0	0	0-0	1	18	3	.864

Year	era	w-l	app	gs	cg	sho	sv	ip	h	r	er	bb	so	2b	3b	hr	bf	bavg	wp	hbp	bk	sfa	sha
2018	3.86	0-0	19	2	0	0/0	1	21.0	17	11	9	12	19	3	1	3	96	.221	5	4	0	3	0
2019	3.75	2-2	20	1	0	0/0	1	36.0	37	21	15	27	38	4	0	2	172	.274	3	5	0	2	2
2020	1.45	2-0	8	1	0	0/0	0	18.2	14	4	3	11	25	1	0	1	82	.203	2	2	1	0	0
2021	19.80	0-0	7	0	0	0/0	0	5.0	6	12	11	11	6	2	0	0	36	.300	3	4	0	1	0
2022	4.80	1-2	9	5	0	0/0	0	30.0	27	18	16	18	32	4	3	4	135	.239	2	2	0	1	1
TOTAL	4.39	5-4	63	9	0	0/0	2	110.2	101	66	54	79	120	14	4	10	521	.244	15	17	1	7	3

SINGLE-GAME HIGHS [all-time ranking]:

Innings pitched: 6.0, Arizona State, 03-06-22

Walks allowed: 5 [t-1st], UNLV, 03-13-22

Strikeouts: 7, Utah, 02-27-22

Batters faced: 29, Arizona State, 03-06-22

Field chances: 3, Utah, 02-27-22

Putouts: 1, UNLV, 03-13-22

Assists: 2, 4 times

Runners CS: 1, at Cal State Fullerton, Apr 12, 2019; at UC San Diego, 03-22-22; Oregon State, Feb 28, 2020

FONDTAIN, TJ

Year	avg	gp-gs	ab	r	h	2b	3b	hr	rbi	tb	slg%	bb	hbp	so	gdp	ob%	sf	sh	sb-att	po	a	e	fld%
2020	.250	4-0	4	0	1	0	0	0	1	1	.250	1	1	0	0	.500	0	0	0-0	7	0	0	1.000
2021	.250	12-1	20	2	5	1	0	0	5	6	.300	2	0	6	0	.304	1	0	0-0	9	0	1	.900
2022	.000	10-8	7	0	0	0	0	0	0	0	.000	2	0	3	0	.222	0	0	0-1	1	5	1	.857
TOTAL	.194	26-9	31	2	6	1	0	0	6	7	.226	5	1	9	0	.316	1	0	0-1	17	5	2	.917

Year	era	w-l	app	gs	cg	sho	sv	ip	h	r	er	bb	so	2b	3b	hr	bf	bavg	wp	hbp	bk	sfa	sha
2022	4.18	1-4	7	6	0	0/0	0	32.1	25	20	15	16	25	4	0	5	140	.210	1	4	1	0	1
TOTAL	4.18	1-4	7	6	0	0/0	0	32.1	25	20	15	16	25	4	0	5	140	.210	1	4	1	0	1

SINGLE-GAME HIGHS [all-time ranking]:

Hits: 1, 6 times

Doubles: 1, Dixie State, 04-24-21

Total bases: 2, Dixie State, 04-24-21

RBI: 2, New Mexico, 04-02-21; Dixie State, 04-24-21

Runs scored: 1, at Fresno State, 04-18-21; Dixie State, 04-24-21

Walks: 1, 5 times

Hit by pitch: 1, at Coastal Carolina, Feb 15, 2020

Struck out: 2, Hawai'i, 02-28-22; Dixie State, 04-24-21

Sac flies: 1 [t-4th], at Nevada, 04-30-21

At bats: 4, Hawai'i, 02-28-22

Caught stealing: 1 [t-2nd], vs California, 02-20-22

Innings pitched: 6.0, Hawai'i, 02-25-22; at San Jose State, 03-20-22

Walks allowed: 4 [t-6th], at Nevada, 04-03-22

Strikeouts: 7, Hawai'i, 02-25-22

Batters faced: 26, at San Jose State, 03-20-22

Field chances: 5, at Nevada, 04-30-21

Putouts: 5, at Nevada, 04-30-21

Assists: 3, Hawai'i, 02-25-22

Runners CS: 1, Arizona State, 03-04-22

Individual Career History

FOXCROFT, Max

Year	avg	gp-gs	ab	r	h	2b	3b	hr	rbi	tb	slg%	bb	hbp	so	gdp	ob%	sf	sh	sb-att	po	a	e	fld%
2021	.067	12-5	15	2	1	0	0	0	1	1	.067	6	1	3	0	.364	0	1	1-1	4	7	2	.846
2022	.167	9-5	18	2	3	1	0	0	5	4	.222	0	2	5	0	.250	0	0	0-0	2	8	3	.769
TOTAL	.121	21-10	33	4	4	1	0	0	6	5	.152	6	3	8	0	.310	0	1	1-1	6	15	5	.808

SINGLE-GAME HIGHS [all-time ranking]:

Hits: 1, 4 times

Doubles: 1, at Nevada, 04-03-22

Total bases: 2, at Nevada, 04-03-22

RBI: 2, at Nevada, 04-01-22; at Nevada, 04-03-22

Runs scored: 1, 4 times

Walks: 1, 5 times

Hit by pitch: 1, UC San Diego, 03-29-22; at Nevada, 04-02-22; at UC San Diego, Feb 28, 2021

Struck out: 2, Hawai'i, 02-25-22; Utah, 02-26-22; at UC San Diego, Feb 28, 2021

Sac bunts: 1 [t-5th], Dixie State, 04-24-21

At bats: 5, at Nevada, 04-01-22

Stolen bases: 1, Dixie State, 04-25-21

Field chances: 4, Fresno State, 03-07-21; UC San Diego, 03-29-22; at UNLV, 05-16-21

Putouts: 3, at UNLV, 05-16-21

Assists: 3, UC San Diego, 03-29-22

GIANNOLA, Johnny

Year	avg	gp-gs	ab	r	h	2b	3b	hr	rbi	tb	slg%	bb	hbp	so	gdp	ob%	sf	sh	sb-att	po	a	e	fld%
2022	.209	22-17	67	10	14	3	2	1	8	24	.358	8	3	18	0	.321	0	1	3-5	19	0	1	.950
TOTAL	.209	22-17	67	10	14	3	2	1	8	24	.358	8	3	18	0	.321	0	1	3-5	19	0	1	.950

SINGLE-GAME HIGHS [all-time ranking]:

Hits: 2, 4 times

Doubles: 1, Hawai'i, 02-28-22; UNLV, 03-11-22; at San Jose State, 03-19-22

Triples: 1 [t-1st], Hawai'i, 02-25-22; UNLV, 03-11-22

Home runs: 1 [t-7th], at Nevada, 04-02-22

Total bases: 5, UNLV, 03-11-22; at Nevada, 04-02-22

RBI: 2, UNLV, 03-11-22; at Nevada, 04-02-22

Runs scored: 2, Hawai'i, 02-25-22

Walks: 1, 8 times

Hit by pitch: 2 [t-2nd], Arizona State, 03-06-22

Struck out: 3 [t-6th], Iowa, 03-15-22; Fresno State, 03-25-22

Sac bunts: 1 [t-5th], Hawai'i, 02-28-22

At bats: 5, UNLV, 03-13-22; Iowa, 03-15-22

Stolen bases: 1, Arizona State, 03-05-22; Arizona State, 03-06-22; at UC San Diego, 03-22-22

Caught stealing: 1 [t-2nd], Hawai'i, 02-25-22; Arizona State, 03-06-22

Field chances: 4, Hawai'i, 02-25-22

Putouts: 4, Hawai'i, 02-25-22

Individual Career History

GLOWACKI, Tyler

Year	avg	gp-gs	ab	r	h	2b	3b	hr	rbi	tb	slg%	bb	hbp	so	gdp	ob%	sf	sh	sb-att	po	a	e	fld%
2022	.280	24-24	82	9	23	5	0	0	9	28	.341	14	2	11	1	.390	2	2	1-2	43	1	2	.957
TOTAL	.280	24-24	82	9	23	5	0	0	9	28	.341	14	2	11	1	.390	2	2	1-2	43	1	2	.957

SINGLE-GAME HIGHS [all-time ranking]:

Hits: 3, Hawai'i, 02-28-22; Iowa, 03-15-22; at Nevada, 04-02-22

Doubles: 2 [t-5th], Iowa, 03-15-22

Total bases: 5, Iowa, 03-15-22

RBI: 3, Iowa, 03-15-22

Runs scored: 2, Hawai'i, 02-28-22; at Nevada, 04-02-22

Walks: 2, Utah, 02-26-22; UNLV, 03-12-22

Hit by pitch: 1, UC Irvine, 03-01-22; at San Jose State, 03-19-22

Struck out: 1, 11 times

Sac flies: 1 [t-4th], at Nevada, 04-01-22; Long Beach State, 04-05-22

Sac bunts: 2 [t-1st], Fresno State, 03-25-22

At bats: 6 [t-8th], Hawai'i, 02-28-22; at UC San Diego, 03-22-22

Stolen bases: 1, at San Jose State, 03-20-22

Caught stealing: 1 [t-2nd], UNLV, 03-12-22

Field chances: 6, at Nevada, 04-01-22

Putouts: 5, vs TCU, 02-18-22; at Nevada, 04-01-22

Assists: 1, at San Jose State, 03-19-22

GUZMAN, Jonny

Year	avg	gp-gs	ab	r	h	2b	3b	hr	rbi	tb	slg%	bb	hbp	so	gdp	ob%	sf	sh	sb-att	po	a	e	fld%
2020	.000	2-0	0	0	0	0	0	0	0	0	.000	0	0	0	0	.000	0	0	0-0	0	0	0	.000
2022	.000	11-1	0	0	0	0	0	0	0	0	.000	0	0	0	0	.000	0	0	0-0	0	3	1	.750
TOTAL	.000	13-1	0	0	0	0	0	0	0	0	.000	0	0	0	0	.000	0	0	0-0	0	3	1	.750

Year	era	w-l	app	gs	cg	sho	sv	ip	h	r	er	bb	so	2b	3b	hr	bf	bavq	wp	hbp	bk	sfa	sha
2020	40.50	0-0	2	0	0	0/0	0	1.1	6	6	6	3	2	2	0	2	12	.667	0	0	0	0	0
2022	3.66	1-2	11	1	0	0/0	1	19.2	12	13	8	12	32	4	0	2	91	.174	6	6	0	1	3
TOTAL	6.00	1-2	13	1	0	0/0	1	21.0	18	19	14	15	34	6	0	4	103	.231	6	6	0	1	3

SINGLE-GAME HIGHS [all-time ranking]:

Innings pitched: 4.1, at UC Irvine, Feb 22, 2022

Walks allowed: 3, at Nevada, 04-02-22; at UC Irvine, Feb 22, 2022

Strikeouts: 9 [t-4th], at UC Irvine, Feb 22, 2022

Batters faced: 19, at UC Irvine, Feb 22, 2022

Field chances: 1, 4 times

Assists: 1, UNLV, 03-13-22; at Nevada, 04-02-22; at UC Irvine, Feb 22, 2022

Individual Career History

HARGETT, Hunter

Year	avg	gp-gs	ab	r	h	2b	3b	hr	rbi	tb	slg%	bb	hbp	so	gdp	ob%	sf	sh	sb-att	po	a	e	fld%
2022	.000	5-0	0	0	0	0	0	0	0	0	.000	0	0	0	0	.000	0	0	0-0	0	0	0	.000
TOTAL	.000	5-0	0	0	0	0	0	0	0	0	.000	0	0	0	0	.000	0	0	0-0	0	0	0	.000

Year	era	w-l	app	gs	cg	sho	sv	ip	h	r	er	bb	so	2b	3b	hr	bf	bavg	wp	hbp	bk	sfa	sha
2022	10.80	0-0	5	0	0	0/0	0	3.1	3	5	4	3	7	0	0	2	21	.231	3	5	0	0	0
TOTAL	10.80	0-0	5	0	0	0/0	0	3.1	3	5	4	3	7	0	0	2	21	.231	3	5	0	0	0

SINGLE-GAME HIGHS [all-time ranking]:

Innings pitched: 1.0, Hawai'i, 02-28-22; Iowa, 03-15-22; at UC San Diego, 03-22-22
 Walks allowed: 1, vs Houston, 02-19-22; Hawai'i, 02-28-22; at UC San Diego, 03-22-22
 Strikeouts: 3, Iowa, 03-15-22
 Batters faced: 6, Hawai'i, 02-28-22; at UC San Diego, 03-22-22

HAZELHURST, Trevor

Year	avg	gp-gs	ab	r	h	2b	3b	hr	rbi	tb	slg%	bb	hbp	so	gdp	ob%	sf	sh	sb-att	po	a	e	fld%
2022	.159	19-8	44	8	7	0	0	2	4	13	.295	6	0	17	1	.260	0	0	0-0	53	1	1	.982
TOTAL	.159	19-8	44	8	7	0	0	2	4	13	.295	6	0	17	1	.260	0	0	0-0	53	1	1	.982

SINGLE-GAME HIGHS [all-time ranking]:

Hits: 3, at Nevada, 04-01-22
 Home runs: 1 [t-7th], Arizona State, 03-05-22; at Nevada, 04-01-22
 Total bases: 6, at Nevada, 04-01-22
 RBI: 1, 4 times
 Runs scored: 3, at Nevada, 04-01-22
 Walks: 2, Arizona State, 03-06-22; at San Jose State, 03-20-22
 Struck out: 3 [t-6th], Iowa, 03-15-22
 At bats: 4, 5 times
 Field chances: 12, at Nevada, 04-01-22
 Putouts: 12, at Nevada, 04-01-22
 Assists: 1, Fresno State, 03-27-22

Individual Career History

INGRASSIA, Joseph

Year	avg	gp-gs	ab	r	h	2b	3b	hr	rbi	tb	slg%	bb	hbp	so	gdp	ob%	sf	sh	sb-att	po	a	e	fld%
2021	.000	6-0	0	0	0	0	0	0	0	0	.000	0	0	0	0	.000	0	0	0-0	0	0	0	.000
2022	.000	5-0	0	0	0	0	0	0	0	0	.000	0	0	0	0	.000	0	0	0-0	0	1	0	1.000
TOTAL	.000	11-0	0	0	0	0	0	0	0	0	.000	0	0	0	0	.000	0	0	0-0	0	1	0	1.000

Year	era	w-l	app	gs	cg	sho	sv	ip	h	r	er	bb	so	2b	3b	hr	bf	bavg	wp	hbp	bk	sfa	sha
2021	7.36	0-0	6	0	0	0/0	0	3.2	0	6	3	5	5	0	0	0	19	.000	3	1	0	0	0
2022	8.53	0-0	5	0	0	0/0	0	6.1	8	6	6	5	8	3	1	0	32	.308	3	1	0	0	0
TOTAL	8.10	0-0	11	0	0	0/0	0	10.0	8	12	9	10	13	3	1	0	51	.205	6	2	0	0	0

SINGLE-GAME HIGHS [all-time ranking]:

Innings pitched: 2.1, vs California, 02-20-22

Walks allowed: 2, vs California, 02-20-22; at Air Force, 05-23-21

Strikeouts: 3, vs TCU, 02-18-22

Batters faced: 12, vs California, 02-20-22

Field chances: 1, vs California, 02-20-22

Assists: 1, vs California, 02-20-22

JOHNSON, Deron

Year	avg	gp-gs	ab	r	h	2b	3b	hr	rbi	tb	slg%	bb	hbp	so	gdp	ob%	sf	sh	sb-att	po	a	e	fld%
2019	.225	21-8	40	7	9	4	0	0	2	13	.325	6	0	11	1	.326	0	0	0-0	50	7	1	.983
2020	.250	3-1	4	0	1	0	0	0	0	1	.250	0	0	2	0	.250	0	0	0-0	3	0	0	1.000
2022	.205	18-9	44	4	9	3	0	1	4	15	.341	6	0	6	1	.300	0	0	1-1	20	4	0	1.000
TOTAL	.216	42-18	88	11	19	7	0	1	6	29	.330	12	0	19	2	.310	0	0	1-1	73	11	1	.988

SINGLE-GAME HIGHS [all-time ranking]:

Hits: 2, at San Jose State, 03-18-22; at UC San Diego, 03-22-22; at Air Force, Apr 18, 2019

Doubles: 2 [t-5th], at Air Force, Apr 18, 2019

Home runs: 1 [t-7th], at San Jose State, 03-20-22

Total bases: 4, at San Jose State, 03-20-22; at Air Force, Apr 18, 2019

RBI: 2, at San Jose State, 03-20-22; at UC San Diego, 03-22-22

Runs scored: 2, at UC San Diego, 03-22-22; Seattle, Mar 17, 2019

Walks: 2, at UC San Diego, 03-22-22; Texas Tech, Mar 06, 2019

Struck out: 3 [t-6th], Fresno State, 03-26-22

At bats: 5, at San Jose State, 03-20-22

Stolen bases: 1, at UC San Diego, 03-22-22

Field chances: 14, Air Force, Apr 19, 2019

Putouts: 10, at UC Irvine, Apr 16, 2019; New Mexico, May 18, 2019

Assists: 4, Air Force, Apr 19, 2019

Runners CS: 1, UC San Diego, 03-29-22

Individual Career History

JONES, Avery

Year	avg	gp-gs	ab	r	h	2b	3b	hr	rbi	tb	slg%	bb	hbp	so	gdp	ob%	sf	sh	sb-att	po	a	e	fld%
2020	.000	4-1	0	0	0	0	0	0	0	0	.000	0	0	0	0	.000	0	0	0-0	0	1	0	1.000
2021	.000	3-0	0	0	0	0	0	0	0	0	.000	0	0	0	0	.000	0	0	0-0	0	0	0	.000
2022	.000	7-0	0	0	0	0	0	0	0	0	.000	0	0	0	0	.000	0	0	0-0	1	3	0	1.000
TOTAL	.000	14-1	0	0	0	0	0	0	0	0	.000	0	0	0	0	.000	0	0	0-0	1	4	0	1.000

Year	era	w-l	app	gs	cq	sho	sv	ip	h	r	er	bb	so	2b	3b	hr	bf	bavg	wp	hbp	bk	sfa	sha
2020	0.00	1-0	4	1	0	0/1	0	6.1	4	0	0	4	5	1	0	0	28	.182	1	2	0	0	0
2021	6.75	1-0	3	0	0	0/0	0	5.1	5	4	4	4	2	1	1	0	25	.250	1	1	0	0	0
2022	6.57	0-0	7	0	0	0/0	0	12.1	8	9	9	7	10	1	1	0	50	.200	1	2	0	0	1
TOTAL	4.88	2-0	14	1	0	0/1	0	24.0	17	13	13	15	17	3	2	0	103	.207	3	5	0	0	1

SINGLE-GAME HIGHS [all-time ranking]:

Innings pitched: 3.1, at UC Irvine, Feb 25, 2020

Walks allowed: 2, 4 times

Strikeouts: 4, Fresno State, 03-26-22

Batters faced: 15, at UC Irvine, Feb 25, 2020

Field chances: 1, 5 times

Putouts: 1, Fresno State, 03-26-22

Assists: 1, 4 times

Runners CS: 1, at San Jose State, 03-20-22; Fresno State, 03-26-22

LEBEAU, Kenny

Year	avg	gp-gs	ab	r	h	2b	3b	hr	rbi	tb	slg%	bb	hbp	so	gdp	ob%	sf	sh	sb-att	po	a	e	fld%
2022	.139	15-10	36	7	5	2	0	0	3	7	.194	6	2	9	0	.295	0	1	0-0	10	21	2	.939
TOTAL	.139	15-10	36	7	5	2	0	0	3	7	.194	6	2	9	0	.295	0	1	0-0	10	21	2	.939

SINGLE-GAME HIGHS [all-time ranking]:

Hits: 1, 5 times

Doubles: 1, Arizona State, 03-06-22; UNLV, 03-13-22

Total bases: 2, Arizona State, 03-06-22; UNLV, 03-13-22

RBI: 2, Hawai'i, 02-28-22

Runs scored: 2, UNLV, 03-13-22

Walks: 1, 6 times

Hit by pitch: 1, Hawai'i, 02-28-22; Arizona State, 03-04-22

Struck out: 2, Arizona State, 03-06-22; Fresno State, 03-27-22

Sac bunts: 1 [t-5th], UNLV, 03-11-22

At bats: 5, Hawai'i, 02-28-22

Field chances: 5, Arizona State, 03-04-22

Putouts: 2, UC Irvine, 03-01-22; Arizona State, 03-06-22

Assists: 3, 4 times

Individual Career History

LEONHARDT, Brian

Year	avg	gp-gs	ab	r	h	2b	3b	hr	rbi	tb	slg%	bb	hbp	so	gdp	ob%	sf	sh	sb-att	po	a	e	fld%
2019	.272	48-45	162	20	44	14	1	1	34	63	.389	14	1	29	3	.326	4	2	2-3	258	22	10	.966
2020	.269	16-16	52	10	14	0	0	2	12	20	.385	6	0	10	3	.333	2	1	0-0	64	6	2	.972
2021	.305	46-44	151	29	46	7	1	2	47	61	.404	20	2	27	4	.374	9	0	0-2	4	3	0	1.000
2022	.217	26-23	83	13	18	3	0	3	15	30	.361	6	2	20	0	.286	0	0	1-2	84	7	2	.978
TOTAL	.272	136-128	448	72	122	24	2	8	108	174	.388	46	5	86	10	.337	15	3	3-7	410	38	14	.970

Year	era	w-l	app	gs	cg	sho	sv	ip	h	r	er	bb	so	2b	3b	hr	bf	bavg	wp	hbp	bk	sfa	sha
2019	6.62	1-0	9	2	0	0/0	0	17.2	24	13	13	12	17	3	1	1	86	.343	3	3	0	1	0
2020	2.08	0-0	4	2	0	0/0	0	8.2	6	3	2	5	7	0	0	0	41	.207	3	3	0	1	3
2021	6.19	1-2	15	7	0	0/0	0	32.0	38	29	22	15	24	9	1	4	153	.284	6	3	1	1	0
2022	9.00	0-1	3	2	0	0/0	0	6.0	9	7	6	3	9	2	0	0	33	.321	2	2	0	0	0
TOTAL	6.02	2-3	31	13	0	0/0	0	64.1	77	52	43	35	57	14	2	5	313	.295	14	11	1	3	3

SINGLE-GAME HIGHS [all-time ranking]:

Hits: 4 [t-5th], at Air Force, 05-22-21
 Doubles: 2 [t-5th], LMU, Apr 09, 2019; UC Irvine, Feb 19, 2019
 Triples: 1 [t-1st], San Jose State, 05-08-21; Seattle, Mar 17, 2019
 Home runs: 1 [t-7th], 8 times
 Total bases: 6, at Nevada, 04-01-22; at UC San Diego, Feb 28, 2021
 RBI: 6 [t-1st], at Air Force, 05-22-21
 Runs scored: 3, at Fresno State, 04-18-21; San Jose State, 05-08-21; at UC San Diego, Feb 28, 2021
 Walks: 2, 4 times
 Hit by pitch: 1, 5 times
 Struck out: 2, 19 times
 Sac flies: 1 [t-4th], 15 times
 Sac bunts: 1 [t-5th], USC, Feb 23, 2020; Seattle, Mar 15, 2019; at LMU, Mar 19, 2019
 At bats: 6 [t-8th], at UC San Diego, 03-22-22; at New Mexico, Mar 23, 2019
 Stolen bases: 1, Iowa, 03-15-22; San Francisco, Feb 15, 2019; at New Mexico, Mar 24, 2019
 Caught stealing: 1 [t-2nd], 4 times
 Innings pitched: 4.2, at New Mexico, 05-29-21
 Walks allowed: 3, 4 times
 Strikeouts: 8, Hawai'i, 02-28-22
 Batters faced: 21, 4 times
 Field chances: 15, San Diego, Feb 26, 2019; Fresno State, Mar 29, 2019
 Putouts: 15 [t-5th], Fresno State, Mar 29, 2019
 Assists: 3, at Cal State Fullerton, Apr 14, 2019; Fresno State, Mar 31, 2019
 Runners CS: 1, Air Force, 03-20-21

MELTON, Troy

Year	avg	gp-gs	ab	r	h	2b	3b	hr	rbi	tb	slg%	bb	hbp	so	gdp	ob%	sf	sh	sb-att	po	a	e	fld%
2019	.000	4-0	0	0	0	0	0	0	0	0	.000	0	0	0	0	.000	0	0	0-0	0	0	0	.000
2020	.000	4-4	0	0	0	0	0	0	0	0	.000	0	0	0	0	.000	0	0	0-0	1	3	1	.800
2021	.000	15-15	0	0	0	0	0	0	0	0	.000	0	0	0	0	.000	0	0	0-0	2	10	1	.923
2022	.000	5-4	0	0	0	0	0	0	0	0	.000	0	0	0	0	.000	0	0	0-0	2	3	0	1.000
TOTAL	.000	28-23	0	0	0	0	0	0	0	0	.000	0	0	0	0	.000	0	0	0-0	5	16	2	.913

Year	era	w-l	app	gs	cg	sho	sv	ip	h	r	er	bb	so	2b	3b	hr	bf	bavg	wp	hbp	bk	sfa	sha
2019	6.75	0-0	4	0	0	0/0	0	2.2	6	3	2	0	5	0	0	1	16	.429	0	2	0	0	0
2020	3.22	3-1	4	4	0	0/1	0	22.1	15	9	8	9	26	1	0	3	91	.192	3	3	0	0	1
2021	6.14	4-5	15	15	1	1/0	0	73.1	87	59	50	30	83	18	3	12	340	.291	7	7	0	1	3
2022	1.00	1-1	4	4	0	0/0	0	18.0	11	5	2	6	20	4	0	0	73	.167	1	0	0	0	1
TOTAL	4.80	8-7	27	23	1	1/1	0	116.1	119	76	62	45	134	23	3	16	520	.260	11	12	0	1	5

SINGLE-GAME HIGHS [all-time ranking]:

Innings pitched: 7.0, 4 times
 Walks allowed: 5 [t-1st], UNLV, 03-13-21
 Strikeouts: 9 [t-4th], Fresno State, 03-06-21; Dixie State, 04-24-21; Oregon State, Feb 29, 2020
 Batters faced: 27, UNLV, 03-13-21; Air Force, 03-20-21; New Mexico, 04-02-21
 Field chances: 3, Fresno State, 03-25-22
 Putouts: 1, 5 times
 Assists: 2, 6 times
 Runners CS: 2 [t-2nd], at New Mexico, 05-28-21

Individual Career History

MILLER, Caden

Year	avg	gp-gs	ab	r	h	2b	3b	hr	rbi	tb	slg%	bb	hbp	so	gdp	ob%	sf	sh	sb-att	po	a	e	fld%
2020	.053	9-8	19	1	1	0	0	0	1	1	.053	3	1	8	0	.217	0	2	0-0	15	24	3	.929
2021	.345	44-44	148	43	51	6	3	0	30	63	.426	25	8	28	2	.464	0	1	8-8	65	103	3	.982
2022	.330	28-28	106	14	35	0	2	2	15	45	.425	18	7	23	0	.455	1	1	11-12	28	71	7	.934
TOTAL	.319	81-80	273	58	87	6	5	2	46	109	.399	46	16	59	2	.443	1	4	19-20	108	198	13	.959

SINGLE-GAME HIGHS [all-time ranking]:

Hits: 3, 4 times

Doubles: 1, 6 times

Triples: 1 [t-1st], 5 times

Home runs: 1 [t-7th], Arizona State, 03-05-22; Fresno State, 03-26-22

Total bases: 5, at UC San Diego, 03-22-22; Fresno State, 03-26-22

RBI: 4, at UC San Diego, 03-22-22; at Fresno State, 04-18-21

Runs scored: 3, 4 times

Walks: 3 [t-1st], New Mexico, 04-03-21; Nevada, 04-10-21

Hit by pitch: 3 [1st], Hawai'i, 02-28-22

Struck out: 2, 14 times

Sac flies: 1 [t-4th], at UC San Diego, 03-22-22

Sac bunts: 1 [t-5th], 4 times

At bats: 6 [t-8th], at Nevada, 04-01-22

Stolen bases: 3 [t-1st], UC San Diego, 03-29-22

Caught stealing: 1 [t-2nd], vs Houston, 02-19-22

Field chances: 10, at San Jose State, 03-18-22

Putouts: 4, 7 times

Assists: 8 [t-1st], at San Jose State, 03-18-22

MONTROYA, Shaun

Year	avg	gp-gs	ab	r	h	2b	3b	hr	rbi	tb	slg%	bb	hbp	so	gdp	ob%	sf	sh	sb-att	po	a	e	fld%
2022	.244	15-12	41	3	10	0	0	0	1	10	.244	4	0	13	0	.311	0	0	1-3	19	1	0	1.000
TOTAL	.244	15-12	41	3	10	0	0	0	1	10	.244	4	0	13	0	.311	0	0	1-3	19	1	0	1.000

SINGLE-GAME HIGHS [all-time ranking]:

Hits: 2, 4 times

Total bases: 2, 4 times

RBI: 1, Utah, 02-27-22

Runs scored: 1, Utah, 02-27-22; Iowa, 03-15-22; at Nevada, 04-01-22

Walks: 1, 4 times

Struck out: 2, Hawai'i, 02-28-22; UNLV, 03-12-22; Iowa, 03-15-22

At bats: 5, at Nevada, 04-01-22

Stolen bases: 1, UNLV, 03-12-22

Caught stealing: 1 [t-2nd], vs California, 02-20-22; Fresno State, 03-27-22

Field chances: 4, at Nevada, 04-03-22

Putouts: 3, at San Jose State, 03-18-22; at Nevada, 04-02-22; at Nevada, 04-03-22

Assists: 1, at Nevada, 04-03-22

Individual Career History

PYATT, Fisher

Year	avg	gp-gs	ab	r	h	2b	3b	hr	rbi	tb	slg%	bb	hbp	so	gdp	ob%	sf	sh	sb-att	po	a	e	fld%
2021	.240	19-15	50	8	12	2	0	0	0	14	.280	8	5	10	1	.397	0	0	0-0	14	17	5	.861
2022	.000	2-0	2	0	0	0	0	0	0	0	.000	0	0	2	0	.000	0	0	0-0	0	1	0	1.000
TOTAL	.231	21-15	52	8	12	2	0	0	0	14	.269	8	5	12	1	.385	0	0	0-0	14	18	5	.865

SINGLE-GAME HIGHS [all-time ranking]:

Hits: 3, New Mexico, 04-03-21

Doubles: 1, Nevada, 04-10-21; Dixie State, 04-24-21

Total bases: 3, New Mexico, 04-03-21

Runs scored: 2, New Mexico, 04-03-21; at San Jose State, Mar 27, 2021

Walks: 2, Nevada, 04-10-21; Nevada, 04-11-21

Hit by pitch: 1, UNLV, 03-13-21; Dixie State, 04-24-21; at San Jose State, Mar 27, 2021

Struck out: 2, San Jose State, 05-08-21

At bats: 5, Nevada, 04-10-21

Field chances: 5, UNLV, 03-13-21

Putouts: 2, UNLV, 03-13-21; Dixie State, 04-25-21

Assists: 3, UNLV, 03-13-21

RHEE, Charlie

Year	avg	gp-gs	ab	r	h	2b	3b	hr	rbi	tb	slg%	bb	hbp	so	gdp	ob%	sf	sh	sb-att	po	a	e	fld%
2021	.200	13-1	10	3	2	0	0	0	1	2	.200	2	0	1	0	.333	0	0	0-0	10	0	0	1.000
2022	.200	10-2	10	0	2	0	0	0	2	2	.200	1	0	4	0	.273	0	0	0-0	3	0	0	1.000
TOTAL	.200	23-3	20	3	4	0	0	0	3	4	.200	3	0	5	0	.304	0	0	0-0	13	0	0	1.000

SINGLE-GAME HIGHS [all-time ranking]:

Hits: 1, 4 times

Total bases: 1, 4 times

RBI: 2, at UC Irvine, Feb 22, 2022

Runs scored: 1, UC San Diego, 02-26-21; Fresno State, 03-06-21; at San Jose State, Mar 28, 2021

Walks: 1, Fresno State, 03-06-21; at San Jose State, 03-18-22; New Mexico, 04-03-21

Struck out: 2, at San Jose State, 03-19-22

At bats: 4, UC San Diego, 02-27-21

Field chances: 5, UC San Diego, 02-27-21

Putouts: 5, UC San Diego, 02-27-21

Individual Career History

RODRIGUEZ, Alex

Year	avg	gp-gs	ab	r	h	2b	3b	hr	rbi	tb	slg%	bb	hbp	so	gdp	ob%	sf	sh	sb-att	po	a	e	fld%
2022	.150	19-15	40	3	6	0	0	0	2	6	.150	3	3	19	0	.261	0	2	1-2	26	27	1	.981
TOTAL	.150	19-15	40	3	6	0	0	0	2	6	.150	3	3	19	0	.261	0	2	1-2	26	27	1	.981

SINGLE-GAME HIGHS [all-time ranking]:

Hits: 3, vs TCU, 02-18-22

Total bases: 3, vs TCU, 02-18-22

RBI: 1, vs TCU, 02-18-22; Hawai'i, 02-28-22

Runs scored: 1, vs Houston, 02-19-22; Hawai'i, 02-25-22; Arizona State, 03-05-22

Walks: 1, vs Houston, 02-19-22; Fresno State, 03-25-22; at UC Irvine, Feb 22, 2022

Hit by pitch: 1, vs Houston, 02-19-22; Hawai'i, 02-28-22; UNLV, 03-11-22

Struck out: 2, 5 times

Sac bunts: 1 [t-5th], UC Irvine, 03-01-22; Arizona State, 03-06-22

At bats: 4, vs TCU, 02-18-22; Iowa, 03-15-22

Stolen bases: 1, Hawai'i, 02-28-22

Caught stealing: 1 [t-2nd], vs TCU, 02-18-22

Field chances: 8, Arizona State, 03-05-22

Putouts: 4, UC Irvine, 03-01-22; Arizona State, 03-05-22

Assists: 4, Arizona State, 03-05-22

RUIZ, Poncho

Year	avg	gp-gs	ab	r	h	2b	3b	hr	rbi	tb	slg%	bb	hbp	so	gdp	ob%	sf	sh	sb-att	po	a	e	fld%
2021	.300	21-13	60	13	18	1	1	3	20	30	.500	5	0	8	5	.348	1	0	1-1	71	6	1	.987
2022	.291	28-28	103	17	30	6	1	2	14	44	.427	20	2	21	0	.409	2	0	1-1	215	27	6	.976
TOTAL	.294	49-41	163	30	48	7	2	5	34	74	.454	25	2	29	5	.389	3	0	2-2	286	33	7	.979

SINGLE-GAME HIGHS [all-time ranking]:

Hits: 4 [t-5th], at Nevada, 04-01-22; at Air Force, 05-23-21

Doubles: 2 [t-5th], at Nevada, 04-01-22

Triples: 1 [t-1st], Fresno State, 03-26-22; at New Mexico, 05-29-21

Home runs: 1 [t-7th], 5 times

Total bases: 6, at Nevada, 04-01-22

RBI: 4, San Jose State, 05-09-21

Runs scored: 2, 8 times

Walks: 3 [t-1st], at San Jose State, 03-19-22

Hit by pitch: 1, Hawai'i, 02-25-22; UNLV, 03-13-22

Struck out: 3 [t-6th], vs TCU, 02-18-22; at UC San Diego, 03-22-22; at Nevada, 04-02-22

Sac flies: 1 [t-4th], vs Houston, 02-19-22; UNLV, 03-13-22; Dixie State, 04-24-21

At bats: 6 [t-8th], at Nevada, 04-02-22; at Air Force, 05-23-21

Stolen bases: 1, Fresno State, 03-25-22; at Air Force, 05-22-21

Field chances: 19 [1st], Hawai'i, 02-28-22

Putouts: 18 [1st], Hawai'i, 02-28-22

Assists: 4, Long Beach State, 04-05-22

Runners CS: 2 [t-2nd], vs Houston, 02-19-22; Long Beach State, 04-05-22

Individual Career History

SAUER, Kelena

Year	avg	gp-gs	ab	r	h	2b	3b	hr	rbi	tb	slg%	bb	hbp	so	gdp	ob%	sf	sh	sb-att	po	a	e	fld%
2021	.000	14-1	0	0	0	0	0	0	0	0	.000	0	0	0	0	.000	0	0	0-0	1	0	0	1.000
2022	.000	7-7	0	0	0	0	0	0	0	0	.000	0	0	0	0	.000	0	0	0-0	1	5	5	.545
TOTAL	.000	21-8	0	0	0	0	0	0	0	0	.000	0	0	0	0	.000	0	0	0-0	2	5	5	.583

Year	era	w-l	app	gs	cg	sho	sv	ip	h	r	er	bb	so	2b	3b	hr	bf	bavg	wp	hbp	bk	sfa	sha
2021	4.20	1-0	14	1	0	0/1	1	15.0	14	10	7	14	19	2	0	1	76	.246	4	2	0	2	1
2022	5.34	1-5	7	7	0	0/0	0	28.2	31	26	17	17	29	6	3	3	144	.270	12	9	0	1	2
TOTAL	4.95	2-5	21	8	0	0/1	1	43.2	45	36	24	31	48	8	3	4	220	.262	16	11	0	3	3

SINGLE-GAME HIGHS [all-time ranking]:

Innings pitched: 6.1, Arizona State, 03-05-22

Walks allowed: 5 [t-1st], at San Jose State, 03-19-22

Strikeouts: 9 [t-4th], UNLV, 03-12-22

Batters faced: 31 [t-7th], Arizona State, 03-05-22

Field chances: 6, Arizona State, 03-05-22

Putouts: 1, Arizona State, 03-05-22; New Mexico, 04-03-21

Assists: 3, Arizona State, 03-05-22

Runners CS: 2 [t-2nd], vs Houston, 02-19-22

SERRANO, Omar

Year	avg	gp-gs	ab	r	h	2b	3b	hr	rbi	tb	slg%	bb	hbp	so	gdp	ob%	sf	sh	sb-att	po	a	e	fld%
2022	.000	4-0	0	0	0	0	0	0	0	0	.000	0	0	0	0	.000	0	0	0-0	0	0	0	.000
TOTAL	.000	4-0	0	0	0	0	0	0	0	0	.000	0	0	0	0	.000	0	0	0-0	0	0	0	.000

Year	era	w-l	app	gs	cg	sho	sv	ip	h	r	er	bb	so	2b	3b	hr	bf	bavg	wp	hbp	bk	sfa	sha
2022	3.86	0-1	4	0	0	0/0	0	4.2	1	2	2	5	8	0	0	0	22	.071	0	3	0	0	0
TOTAL	3.86	0-1	4	0	0	0/0	0	4.2	1	2	2	5	8	0	0	0	22	.071	0	3	0	0	0

SINGLE-GAME HIGHS [all-time ranking]:

Innings pitched: 1.2, UC San Diego, 03-29-22

Walks allowed: 3, UC San Diego, 03-29-22

Strikeouts: 4, UC San Diego, 03-29-22

Batters faced: 7, Hawai'i, 02-28-22; UC San Diego, 03-29-22

Runners CS: 1, UC San Diego, 03-29-22

Individual Career History

SIPE, Evan

Year	avg	gp-gs	ab	r	h	2b	3b	hr	rbi	tb	slg%	bb	hbp	so	gdp	ob%	sf	sh	sb-att	po	a	e	fld%
2022	.000	2-0	0	0	0	0	0	0	0	0	.000	0	1	0	0	1.000	0	0	0-0	1	0	0	1.000
TOTAL	.000	2-0	0	0	0	0	0	0	0	0	.000	0	1	0	0	1.000	0	0	0-0	1	0	0	1.000

SINGLE-GAME HIGHS [all-time ranking]:

Hit by pitch: 1, at UC Irvine, Feb 22, 2022

Field chances: 1, at UC Irvine, Feb 22, 2022

Putouts: 1, at UC Irvine, Feb 22, 2022

TIBBETT, Ricky

Year	avg	gp-gs	ab	r	h	2b	3b	hr	rbi	tb	slg%	bb	hbp	so	gdp	ob%	sf	sh	sb-att	po	a	e	fld%
2020	.000	3-0	0	0	0	0	0	0	0	0	.000	0	0	0	0	.000	0	0	0-0	0	0	0	.000
2021	.000	16-7	0	0	0	0	0	0	0	0	.000	0	0	0	0	.000	0	0	0-0	2	7	0	1.000
2022	.000	11-0	0	0	0	0	0	0	0	0	.000	0	0	0	0	.000	0	0	0-0	0	1	1	.500
TOTAL	.000	30-7	0	0	0	0	0	0	0	0	.000	0	0	0	0	.000	0	0	0-0	2	8	1	.909

Year	era	w-l	app	gs	cq	sho	sv	ip	h	r	er	bb	so	2b	3b	hr	bf	bavg	wp	hbp	bk	sfa	sha
2020	0.00	1-0	3	0	0	0/0	0	5.1	4	3	0	1	2	0	0	0	20	.211	0	0	0	0	0
2021	6.62	4-2	16	7	0	0/1	0	50.1	72	39	37	10	53	11	1	11	231	.341	5	6	0	3	1
2022	3.98	0-0	11	0	0	0/0	1	20.1	22	10	9	9	18	5	1	3	93	.268	1	1	0	0	1
TOTAL	5.45	5-2	30	7	0	0/1	1	76.0	98	52	46	20	73	16	2	14	344	.314	6	7	0	3	2

SINGLE-GAME HIGHS [all-time ranking]:

Innings pitched: 6.1, at San Jose State, Mar 28, 2021

Walks allowed: 3, Fresno State, 03-27-22

Strikeouts: 8, at San Jose State, Mar 28, 2021

Batters faced: 25, at San Jose State, Mar 28, 2021

Field chances: 2, at Nevada, 05-01-21

Putouts: 1, at Nevada, 05-01-21; San Jose State, 05-08-21

Assists: 1, 8 times

Runners CS: 1, Dixie State, 04-25-21; vs UNC Greensboro, Feb 16, 2020

Individual Career History

WEEMS, Irvin

Year	avg	gp-gs	ab	r	h	2b	3b	hr	rbi	tb	slg%	bb	hbp	so	gdp	ob%	sf	sh	sb-att	po	a	e	fld%
2022	.239	19-13	46	6	11	1	0	1	4	15	.326	5	3	12	0	.352	0	3	3-3	31	0	0	1.000
TOTAL	.239	19-13	46	6	11	1	0	1	4	15	.326	5	3	12	0	.352	0	3	3-3	31	0	0	1.000

SINGLE-GAME HIGHS [all-time ranking]:

Hits: 3, at San Jose State, 03-19-22

Doubles: 1, UNLV, 03-13-22

Home runs: 1 [1-7th], at San Jose State, 03-19-22

Total bases: 6, at San Jose State, 03-19-22

RBI: 3, at San Jose State, 03-19-22

Runs scored: 2, at San Jose State, 03-19-22

Walks: 1, 5 times

Hit by pitch: 1, Fresno State, 03-26-22; Fresno State, 03-27-22; at Nevada, 04-02-22

Struck out: 2, vs Houston, 02-19-22; UNLV, 03-13-22; at UC San Diego, 03-22-22

Sac bunts: 1 [1-5th], UNLV, 03-13-22; at UC San Diego, 03-22-22; at UC Irvine, Feb 22, 2022

At bats: 5, at San Jose State, 03-19-22; at San Jose State, 03-20-22

Stolen bases: 1, at San Jose State, 03-20-22; Fresno State, 03-25-22; Fresno State, 03-26-22

Field chances: 6, at San Jose State, 03-19-22

Putouts: 6, at San Jose State, 03-19-22

ZAVOREK, Brady

Year	avg	gp-gs	ab	r	h	2b	3b	hr	rbi	tb	slg%	bb	hbp	so	gdp	ob%	sf	sh	sb-att	po	a	e	fld%
2022	.000	2-1	3	0	0	0	0	0	0	0	.000	0	0	3	0	.000	0	0	0-0	0	0	0	.000
TOTAL	.000	2-1	3	0	0	0	0	0	0	0	.000	0	0	3	0	.000	0	0	0-0	0	0	0	.000

SINGLE-GAME HIGHS [all-time ranking]:

Struck out: 2, Arizona State, 03-04-22

At bats: 2, Arizona State, 03-04-22