



SAN DIEGO STATE BASEBALL

Media Relations Contact: Jim Solien | jsolien@sdsu.edu | O: 619-594-2576 | C: 619-341-9082 | www.GoAztecs.com | @GoAztecs

SIX-TIME MOUNTAIN WEST TOURNAMENT CHAMPIONS 2000, 2013, 2014, 2015, 2017, 2018

2022 SCHEDULE

Record: 12-30; Mountain West: 4-14
(Home: 5-20; Away: 6-8; Neutral 1-2)

Day/Date	Opponent	Time/Result
Friday, Feb. 18	vs. NR/No. 17 TCU+	L, 3-5
Saturday, Feb. 19	vs. Houston+	W, 4-3
Sunday, Feb. 20	vs. California+	L, 3-6
Tuesday, Feb. 22	at UC Irvine	L, 3-13
Friday, Feb. 25	Hawai'i^	W, 7-1
Saturday, Feb. 26	Utah^	L, 0-4
Sunday, Feb. 27	Utah^	W, 4-3 (7)
Monday, Feb. 28	Hawai'i	L, 5-8 (15)
Tuesday, March 1	UC Irvine	L, 2-3
Friday, March 4	Arizona State	L, 5-13
Saturday, March 5	Arizona State	L, 4-6
Sunday, March 6	Arizona State	W, 4-3
Friday, March 11	UNLV*	L, 2-5
Saturday, March 12	UNLV*	L, 3-4
Sunday, March 13	UNLV*	L, 8-10
Tuesday, March 15	Iowa	L, 4-6
Friday, March 18	at San José State*	L, 2-3
Saturday, March 19	at San José State*	L, 7-8
Sunday, March 20	at San José State*	L, 8-9
Tuesday, March 22	at UC San Diego	W, 14-7
Friday, March 25	Fresno State*	L, 1-3
Saturday, March 26	Fresno State*	L, 2-8
Sunday, March 27	Fresno State*	L, 0-4
Tuesday, March 29	UC San Diego	L, 0-4
Friday, April 1	at Nevada*	W, 13-1
Saturday, April 2	at Nevada*	L, 6-12
Sunday, April 3	at Nevada*	L, 6-8
Tuesday, April 5	Long Beach State	W, 5-1
Friday, April 8	San José State*	L, 0-4
Saturday, April 9	San José State*	L, 8-11 (10)
Sunday, April 10	San José State*	L, 3-7
Tuesday, April 12	at San Diego	L, 3-8
Thursday, April 14	at New Mexico*	W, 10-3
Friday, April 15	at New Mexico*	W, 14-13
Saturday, April 16	at New Mexico*	W, 11-8 (8)
Monday, April 18	San Diego	L, 1-15
Tuesday, April 19	at UC San Diego	L, 2-4
Thursday, April 21	Grand Canyon	L, 2-7
Friday, April 22	Grand Canyon	W, 2-1
Saturday, April 23	No. 7/6 Stanford	L, 6-9
Sunday, April 24	No. 7/6 Stanford	L, 4-6
Tuesday, April 26	at Long Beach State	W, 4-3
Friday, April 29	at Fresno State*	6 p.m. PT
Saturday, April 30	at Fresno State*	3 p.m. PT
Sunday, May 1	at Fresno State*	1 p.m. PT
Tuesday, May 3	UC San Diego	6 p.m. PT
Wednesday, May 4	CSUN	6 p.m. PT
Friday, May 6	Air Force*	6 p.m. PT
Saturday, May 7	Air Force*	6 p.m. PT
Sunday, May 8	Air Force*	1 p.m. PT
Friday, May 13	Nevada*	6 p.m. PT
Saturday, May 14	Nevada*	6 p.m. PT
Sunday, May 15	Nevada*	1 p.m. PT
Thursday, May 19	at UNLV*	6 p.m. PT
Friday, May 20	at UNLV*	6 p.m. PT
Saturday, May 21	at UNLV*	Noon PT
Thurs.-Sat. May 26-28	Mountain West Tournament (San Diego, Calif.)	

+ - MLB4 Tournament (Scottsdale, Ariz.)
^ - Tony Gwynn Legacy (San Diego, Calif.)
* - Mountain West game

Game Week Preview

San Diego State (12-30, 4-14 MW) at Fresno State (21-20, 10-8 MW)

Friday, April 29 | 6:05 p.m. PT | Bob Bennett Stadium
Coverage: Live Stats | MW Network
SDSU: Troy Melton, RHP (3-2, 1.38 ERA, 39.0 IP)
FS: Trevor Garcia, RHP (3-0, 2.18 ERA, 33.0 IP)

Sunday, May 1 | 1:05 p.m. MT | Bob Bennett Stadium
Coverage: Live Stats | MW Network
SDSU: Chris Canada, LHP (1-0, 4.30 ERA, 29.1 IP)
FS: Jake Dixon, LHP (1-4, 4.18 ERA, 60.1 IP)

Saturday, April 30 | 3:05 p.m. PT | Bob Bennett Stadium
Coverage: Live Stats | MW Network
SDSU: TJ Fondtain, LHP (1-4, 5.36 ERA, 45.1 IP)
FS: Ixan Henderson, LHP (6-3, 3.99 ERA, 56.1 IP)



SDSU	Overall Statistical Comparison	FS
.252	Batting Average	.297
.354	On Base Percentage	.374
.345	Slugging Percentage	.466
4.85	Earned Run Average	5.09
1.87	Strikeout/Walk Ratio	2.81
.239	Opponent Batting Average	.275
.959	Fielding Percentage	.971

All-Time Series Record: Fresno State leads 108-106

WHAT'S ON TAP FOR AZTEC BASEBALL

- > San Diego State jumps back into Mountain West competition this weekend when it locks horns with Fresno State in a three-game series, April 29-May 1, at Pete Beiden Field at Bob Bennett Stadium in Fresno, California.
- > The Aztecs and Bulldogs will square off at three different starting times during the series, with the opener getting underway Friday at 6 p.m. PT, while Saturday's game two is slated to begin at 3:05 p.m., followed by Sunday's finale at 1:05 p.m.
- > In addition to live stats, all three games will feature a live stream via the Mountain West Network, with links to both platforms available on GoAztecs.com.
- > SDSU will be looking to avenge a three-game sweep at the hands of Fresno State, March 25-27, at Tony Gwynn Stadium. The Aztecs scored just three runs on the weekend, falling by scores of 3-1, 8-2 and 4-0.
- > Following their excursion to the Central Valley, the Aztecs will open an eight-game homestand next week against a pair of non-conference opponents when UC San Diego (May 3) and CSUN (May 4) invade "America's Finest City" on consecutive nights.

SETTING THE SCENE

- > SDSU is coming off a 4-3 victory at Long Beach State on April 26, scoring three runs in the top of the sixth to take the lead for good, while a trio of relievers held the Bulldogs scoreless over the final three innings.
- > Prior to Tuesday's win, the Aztecs posted a 1-3 record last weekend, April 21-24, splitting two games with Grand Canyon to open their homestand before falling to No. 7/6 Stanford in the final two encounters.
- > Against the Lopes on April 22, SDSU snapped a five-game home losing streak with a 2-1 triumph, as starter Troy Melton tossed a complete game, giving up just one unearned run on five hits and no walks to garner Mountain West Pitcher of Week accolades for the third time in his career.
- > As of April 28, Aztec pitchers continue to lead the Mountain West in several categories, including ERA (4.85), fewest hits allowed (368) and opposing team batting average (.256).
- > On the national stage, SDSU ranks 73rd in strikeouts per nine innings (9.4), 81st in hits allowed per nine innings (8.87) and 90th in ERA.
- > This season, the Aztecs have been running with reckless abandon on the base paths, tying for 34th in the country with a league-best 66 stolen bases.
- > Individually, sophomore Cole Carrigg is tied atop the Mountain West with 17 stolen bases, which is tied for 53rd in the nation, while his .370 batting average ranks eighth in the conference and 98th in the country.
- > Since April 1, Carrigg has hit safely in 16 of 18 games, hitting .430 (34-56) with 15 RBIs, 13 runs scored and 12 stolen bases. The SDSU utility player has posted multiple hits in 12 starts during that span, including a 6-for-6 effort with four RBIs at New Mexico on April 15. Consequently, Carrigg has raised his season batting average from .299 to .370 in that stretch.

PROJECTED AZTEC STARTERS (Based on recent trends)

Position	Players	Avg.	AB	R	H	2B	3B	HR	RBI	BB	SO	SB-ATT
C	Poncho Ruiz	.310	158	28	49	7	1	4	23	27	33	4-5
1B	Brian Leonhardt	.252	135	20	34	5	0	4	23	13	28	1-2
2B	Caden Miller	.286	154	20	44	2	2	2	19	19	30	12-14
SS	Cole Carrigg	.370	162	24	60	9	1	2	28	8	23	17-23
3B	Tino Bethancourt	.248	101	18	25	5	1	1	11	22	24	6-7
LF	Xavier Carter	.191	47	7	9	1	1	0	4	6	8	0-0
CF	Irvin Weems	.274	95	15	26	2	1	2	13	13	19	11-14
RF	Shaun Montoya	.292	89	12	26	2	1	0	7	13	21	4-7
DH	TBA	--	--	--	--	--	--	--	--	--	--	--

Pitching Rotation	ERA	W-L	G-GS-CG	Sv	IP	H	R	ER	BB	SO	B/Avg.
Fri. Troy Melton	1.38	3-2	7-7-1	0	39.0	29	10	6	9	42	.201
Sat. TJ Fondtain	5.36	1-5	10-9-0	0	45.1	43	36	27	24	37	.243
Sun. Chris Canada	4.30	1-0	11-4-0	0	29.1	29	14	14	19	26	.264

GENERAL INFORMATION

Location San Diego, Calif.
 Founded 1897
 Enrollment 33,870
 Nickname Aztecs
 Mascot Aztec Warrior
 Colors Scarlet and Black (Pantone 187)
 Conference Mountain West
 Affiliation Division I
 President Dr. Adela de la Torre
 Director of Athletics John David Wicker
 Faculty Representative Patrick Papin

BASEBALL COACHING STAFF

Head Coach Mark Martinez (Mesa State '84)
 Overall Record 227-180 (Eighth year)
 Record at SDSU 227-180 (Eighth year)
 Assistant Coach/Pitching Coach Shaun Cole (William Penn '04)
 Assistant Coach Sergio Brown (Cal State Fullerton '95)
 Volunteer Assistant Coach Chris Doyle (SDSU '17)
 Baseball Office Phone (619) 594-6889

BASEBALL SUPPORT STAFF

Director of Player Development/Camp Coordinator Eric Lally
 Student Manager Justin Lawrence
 Athletic Trainer Bronson Santillan
 Strength and Conditioning James Chassin

BASEBALL FACTS

2021 Record 30-16
 2021 MW Record 22-14
 Lettermen Returning/Lost 16/18
 Position Starters Returning/Lost 2/6
 Pitchers Returning/Lost 6/12
 Total Players Returning 23
 Newcomers 15
 Incoming Freshmen 10
 Division I Transfers 3
 JC Transfers 2

FACILITY

Home Field Tony Gwynn Stadium
 Capacity 3,000
 Surface Natural Grass
 Outfield Distances 340-365-410-365-340

SDSU MEDIA RELATIONS

Senior Assoc. AD Media Relations Mike May
 Office Phone (619) 594-5547
 Baseball Contact Jim Solien
 E-Mail jsolien@sdsu.edu
 Office Phone (619) 594-2576
 Athletics Website www.goaztecs.com
 Twitter/Instagram @goaztecs



HEAD COACH MARK MARTINEZ

> Mark Martinez is in his eighth season as head coach of the Aztecs and 17th overall as a member of the San Diego State staff after succeeding the late Tony Gwynn on August 20, 2014. He is just the fifth head coach in SDSU history since baseball was elevated to major sport status in 1936.
 > During his tenure as the Aztecs' head coach, Martinez has compiled a 227-180 record (.558), highlighted by three Mountain West tournament championships in 2015, 2017 and 2018.
 > Since 2015, SDSU has garnered 30 all-Mountain West accolades under Martinez's tutelage, including back-to-back MW Pitchers of the Year Brett Seeburger (2017) and Garrett Hill (2018), as well as 2017 MW Player of the Year Danny Sheehan.
 > Additionally, Martinez has mentored three freshman All-Americans in Chase Calabuig (2015), Casey Schmitt (2018) and Jaden Fein (2019), with the latter also receiving Mountain West Co-Freshman of the Year distinction last year.
 > In 2017, Martinez recorded his 100th victory for the Scarlet and Black, becoming the fastest head coach in program history to reach the century mark in wins.
 > Not to be outdone, Martinez also became the fastest head coach in Mountain West history to win three conference championships when the Aztecs captured the title in 2018.
 > Martinez was hired as an assistant coach for the Aztecs in July of 2005 and served for nine years under head coach Tony Gwynn. During that time, he was promoted to the position of associate head coach.
 > Since his arrival on The Mesa as an assistant coach, Martinez has witnessed 49 SDSU players get drafted into the professional ranks, with 10 of those selections making the major leagues (Stephen Strasburg, Addison Reed, Justin Masterson, Bruce Billings, Quintin Berry, Lance Zawadzki, Greg Allen, Ty France, Seby Zavala and Alan Trejo).
 > Prior to his arrival at San Diego State, Martinez was an assistant coach at New Mexico for 17 seasons from 1989-2005. During his time as a hitting and infield coach, he helped develop the Lobos into one of the most prominent offensive teams in the country, with UNM ranking among the top 11 nationally in hitting over his final four seasons.
 > Martinez served as an assistant at his alma mater, Mesa State College (now Colorado Mesa University) in Grand Junction, Colorado, from 1984-88. He played shortstop at the school from 1982-84, earning all-conference and all-district honors as a senior.
 > Martinez graduated from Mesa State College (now Colorado Mesa) with a bachelor's degree in physical education in 1984 and completed his master's in sports administration at New Mexico in 1990.
 > During the offseason, Martinez signed a three-year contract extension that will keep him at San Diego State through the 2026 season.

2022 AZTEC BASEBALL ROSTER

No.	Player	Pos.	B-T	Ht.	Wt.	Yr.	Hometown / Last School
1	Caden Miller	IF	S-R	5-11	180	So.	Newhall, Calif. / Bishop Alemany HS
2	Brady Zavorek	IF	R-R	5-11	175	Fr.	Fresno, Calif. / Bullard HS
3	Kenny LeBeau	IF	L-R	5-10	175	R-Jr.	Granite Bay, Calif. / Sierra College
5	Fisher Pyatt	IF	S-R	6-0	180	So.	San Diego, Calif. / St. Augustine HS
8	Cole Carrigg	C/UTL	S-R	6-2	180	So.	Turlock, Calif. / Turlock HS
9	Charlie Rhee	OF	R-R	5-10	175	So.	San Diego, Calif. / St. Augustine HS
10	Tino Bethancourt	IF	R-R	6-2	190	R-Fr.	El Dorado Hills, Calif. / Oak Ridge HS
11	Avery Jones	RHP	R-R	6-6	215	Sr.	Gig Harbor Wash. / Central Arizona College
12	Max Foxcroft	IF	L-R	5-9	170	So.	Newport Coast, Calif. / Oregon
13	Alex Rodriguez	IF	R-R	6-2	180	R-Fr.	Upland, Calif. / USC
14	Irvin Weems	OF	R-R	6-0	190	Fr.	Las Vegas, Nev. / Durango HS
15	Xavier Carter	OF/IF	L-L	6-4	210	R-So.	Sacramento, Calif. / Capital Christian HS
18	Tyler Glowacki	OF	L-L	5-10	190	Fr.	San Diego, Calif. / Santana HS
21	Brian Leonhardt	IF/LHP	L-L	6-2	200	Jr.	San Diego, Calif. / Eastlake HS
22	Chris Canada	LHP	L-L	6-7	205	Fr.	Orange, Calif. / Orange Lutheran HS
23	Jonny Guzman	RHP	R-R	6-2	190	R-So.	Orange, Calif. / Orange Lutheran HS
24	Poncho Ruiz	C	R-R	6-2	195	So.	Tijuana, Mexico / Mater Dei HS (Chula Vista, Calif.)
25	Hunter Hargett	RHP	R-R	6-2	185	Fr.	San Diego, Calif. / Point Loma HS
26	Omar Serrano	RHP	R-R	6-4	170	Fr.	Downey, Calif. / Downey HS
27	Joseph Ingrassia	LHP	L-L	6-2	180	Fr.	San Diego, Calif. / Valhalla HS
28	TJ Fondtain	IF/LHP	L-L	6-4	190	So.	Clovis, Calif. / Buchanan HS
29	Robert Brodell	RHP	R-R	6-0	195	Jr.	Brawley, Calif. / Imperial Valley College
30	Hunter Cranton	RHP	R-R	6-3	195	R-So.	San Juan Capistrano, Calif. / Saddleback College'
31	Blake Butcher	IF	L-R	6-0	200	Fr.	Newport Beach, Calif. / Corona del Mar HS
32	Ricky Tibbett	RHP	L-R	6-2	175	So.	San Diego, Calif. / Eastlake HS
35	Julian Jackson	RHP	L-R	6-8	225	So.	Powder Springs, Ga. / Eastern Kentucky
36	Jacob Flores	LHP	L-L	6-4	215	Sr.	Oxnard, Calif. / Rio Mesa HS
38	Ryan Faulks	RHP/IF	R-R	6-2	170	Fr.	Rancho Santa Margarita, Calif. / Trabuco Hills HS
39	Troy Melton	RHP	R-R	6-4	190	R-So.	Anaheim, Calif. / Canyon HS
40	Jaden Bercovich	RHP	R-R	6-2	210	Jr.	Reno, Nev. / Damonte HS
41	Deron Johnson	C	L-R	6-0	195	Jr.	Poway, Calif. / Poway HS
42	Shaun Montoya	OF	L-R	5-11	160	R-Fr.	Rancho Cucamonga, Calif. / UC Irvine
46	Trevor Hazelhurst	OF	L-L	6-2	210	R-So.	San Diego, Calif. / Grossmont College
47	Eldridge Armstrong III	RHP	R-R	6-2	205	Fr.	Simi Valley, Calif. / Monte Vista Academy
48	Johnny Giannola	UTL	R-R	5-11	210	R-Fr.	Dana Point, Calif. / Santa Margarita Catholic HS
50	Kelena Sauer	RHP	R-R	6-3	205	So.	Honolulu, Hawai'i / Kamehameha HS

Head Coach: 7 Mark Martinez (Mesa State, 1984; New Mexico, 1990), Eighth season
Assistant Coach/Pitching Coach: 0 Shaun Cole (William Penn, 2004), First season
Assistant Coach/Recruiting Coordinator: 20 Sergio Brown (Cal State Fullerton, 1995), First season
Volunteer Assistant Coach: 33 Chris Doyle (San Diego State, 2017)
Director of Player Development/Camp Coordinator: Eric Lally

Week 11 at Fresno State

AZTEC WEEKEND ROTATION

> For the fourth straight week, San Diego State will utilize the starting rotation of Troy Melton, TJ Fondtain and Chris Canada.

> Melton (3-2, 1.38 ERA) is scheduled to take the mound for Friday's series opener against the Bulldogs. The Aztec right-hander tossed the second complete game as a collegian in his last start against Grand Canyon on April 22, lifting the Scarlet and Black to a 2-1 triumph. With his performance that featured just one unearned run, Melton has emerged victorious in three of his last four starts and garnered Mountain West Pitcher of the Week accolades for the third time in his career. In his previous start at New Mexico on April 14, the SDSU junior gave up two runs on nine hits and one walk, as the Aztecs thumped the Lobos, 10-3. Against San José State on April 8, he posted a career-high 10 strikeouts but was tagged with the hard-luck loss after giving up two runs on four hits and a pair of walks in 5.0 innings of work. Earlier, Melton picked up his first victory of the year at Nevada on April 1, after yielding just one unearned run on four hits and one walk in a season-long seven innings. He collected six strikeouts for the second straight outing and limited Wolf Pack to a combined .160 batting average (4-25), as the Scarlet and Black rolled to a 13-1 conquest. Melton has faced Fresno State on five occasions with four starts during his career, recording a 2-2 record with a 2.84 ERA and 32 strikeouts in 25 1/3 innings. He pitched his first career shut out and complete game in SDSU's 17-0 run-rule victory over the Bulldogs in seven innings on March 6, 2021, fanning nine batters to earn MW Pitcher of the Week honors. Entering the weekend, Melton ranks eighth in the league with 42 strikeouts, while his 1.38 ERA would top the MW if he had enough innings to qualify.

> TJ Fondtain (1-5, 5.89 ERA) is scheduled to make his seventh consecutive start and 10th of the year on Saturday against the Bulldogs. Despite a victory drought in his last eight appearances, the Aztec left-hander still finds himself among the conference qualifying leaders in several categories as of April 27, including fewest hits allowed (2nd, 43), opposing batting average (3rd, .243), ERA (8th, 5.36) and fewest runs allowed (8th, 36). Earlier this month p, Fondtain posted a career-high eight strikeouts in just 4 2/3 innings vs. San José State on April 9, but did not factor in the decision. The Clovis, California, native has recorded five or more strikeouts on three other occasions, including a start against Fresno State when he fanned six Bulldogs in five innings on March 27. After a relief stint vs. UNLV on March 11, Fondtain returned to the rotation at San José State on March 20 and went six innings to tie his season-long stint but did not figure in the decision after surrendering five runs on six hits and one walk to go with a trio of strikeouts. Fondtain garnered Mountain West Pitcher of the Week accolades after collecting his first career victory in the Aztecs' 7-1 triumph over Hawai'i in the Tony Gwynn Legacy on Feb. 25. Against the Rainbow Warriors, he tallied a then career-high seven strikeouts, allowing just one unearned run on a scant three hits and no walks in 6.0 innings. Against Long Beach State last Tuesday, Fondtain made his second start of the year at designated hitter and drove in Brian Leonhardt with his first career double, helping SDSU claim a 4-3 triumph.

> Meanwhile, Chris Canada (1-0, 4.30 ERA) is projected to make his fifth career start in Sunday's finale at Fresno State. The SDSU left-hander has not figured in a decision in each of his last four appearances, including a five-inning stint at home vs. No. 7/6 Stanford on April 24, when he was lifted after giving up four runs on seven hits and two walks against a pair of strikeouts in five innings, as the Cardinal plated two runs in the ninth to break a 4-4 tie. Canada collected his first collegiate victory in the Aztecs' 5-1 triumph over Long Beach State at home on April 5, after recording a personal-best seven strikeouts in five scoreless innings during which he scattered three and a pair of walks. Earlier in the month vs. San José State, Canada completed a season-long stint of 6 1/3 innings, yielding two runs on three hits and a trio of walks but did not figure in the decision. A 2021 alumnus of Orange Lutheran High School, Canada earned all-CIF Division I honors as a senior after helping the Lancers reach the semifinals of both the CIF Southern Section playoffs and the CIF regional championships. During his final prep campaign, he posted an 8-0 record with a 1.39 ERA with 85 strikeouts in 72.0 innings while collecting two saves and limiting the opposition to a .159 batting average. In addition, Canada garnered all-Trinity League accolades and competed in the Orange County All-Star Game.

SERIES RECORD VS. FRESNO STATE

> After dropping a three-game series against the Bulldogs at Tony Gwynn Stadium last month, San Diego State trails the all-time series 106-108. The two programs first met in 1939.

> The Aztecs have faced Fresno State more than any other team in school history.

> SDSU is 51-56 against the Bulldogs in San Diego, 48-49 in Fresno and 7-3 at neutral sites.

> During Mark Martinez's eight-year tenure as head coach on The Mesa, SDSU is 16-19 vs. Fresno State, including a 7-11 mark at home, an 8-7 ledger on the road and a 1-1 record on a neutral field.

> In Martinez's first year at the helm of the Aztecs in 2015, the Scarlet and Black split two games with the Bulldogs at the Mountain West Championship, dropping the opener, 15-7, before rebounding in game four with a 7-6 victory in 10 innings en route to the capturing the tournament crown.

> Caden Miller has started 12 career games vs. Fresno State, posting a .455 batting average with one homer, 10 RBIs and 13 runs scored.

> In addition, Brian Leonhardt has played against the Bulldogs more than any other SDSU veter-

2022 AZTEC GAME HIGHS

Team Batting

At bats:	52, vs. Hawai'i (2-28-22)
Runs scored:	14, at New Mexico (4-15-22) at UC San Diego (3-22-22)
Hits:	18, at New Mexico (4-15-22), at New Mexico (4-14-22) at Nevada (4-1-22)
RBIs:	12, at Nevada (4-1-22) and UC San Diego (3-22-22)
Doubles:	5, at Nevada (4-1-22)
Triples:	1, Ten times, last: vs. 7/6 Stanford (4-23-22)
Home runs:	3, at New Mexico (4-14-22) and at San José State (3-20-22)
Total bases:	29, at New Mexico (4-14-22) and at Nevada (4-1-22)
Walks:	12, vs. San José State (4-9-22)
Strikeouts:	20, vs. Iowa (3-15-22)
Sacrifice hits:	3, vs. No. 7/6 Stanford (4-24-22)
Sacrifice flies:	2, at UC San Diego (3-22-22)
Stolen bases:	9, vs. San José State (4-9-22)
Hit by pitch:	6, vs. Hawai'i (2-28-22)
Caught stealing:	2, Seven times, last: at Long Beach State (4-26-22)
Runners LOB:	17, vs. Hawai'i (2-28-22)
Hit into DP:	3, at San José State (3-18-22)

Team Fielding

Putouts:	45, vs. Hawai'i (2-28-22)
Assists:	17, vs. Hawai'i (2-28-22)
Errors:	5, vs. San Diego (4-18-22)
Passed balls:	2, at San Diego (4-12-22) and at UC San Diego (3-22-22)
Double Plays Turned:	3, vs. San José State (4-8-22)

Team Pitching

Innings pitched:	15.0, vs. Hawai'i (2-28-22)
Runs allowed:	13, at New Mexico (4-15-22), vs. Arizona State (3-4-22) and at UC Irvine (2-22-22)
Earned runs:	12, at UC Irvine (2-22-22)
Walks allowed:	11, vs. 7/6 Stanford (4-23-22)
Strikeouts:	21, vs. Hawai'i (2-28-22)
Hits allowed:	19, vs. Arizona State (3-4-22)
Doubles allowed:	4, at Nevada (4-2-22), vs. Fresno State (3-26-22) and vs. Arizona State (3-4-22)
Triples allowed:	2, Four times, last: vs. 7/6 Stanford (4-24-22)
Home Runs allowed:	4, at New Mexico (4-16-22), at New Mexico (4-15-22) and vs. Arizona State (3-4-22)
Wild pitches:	8, vs. UNLV (3-12-22)
Hit batters:	8, vs. Hawai'i (2-28-22)

Individual Batting

At bats:	7, Cole Carrigg vs. Hawai'i (2-28-22)
Runs scored:	3, Five times, last: Cole Carrigg, Shaun Montoya and Poncho Ruiz at New Mexico (4-15-22)
Hits:	6, Cole Carrigg at New (4-1-22)
RBIs:	5, Brian Leonhardt at Nevada (4-1-22)
Doubles:	2, Three times, last: Cole Carrigg vs. San Diego (4-18-22)
Triples:	1, Ten times, last: Xavier Carter vs. No. 7/6 Stanford (4-23-22)
Home runs:	1, Twenty times, last: Irvin Weems at Long Beach State (4-26-22)
Total Bases:	6, Six times, last: Cole Carrigg at New Mexico (4-15-22)
Walks:	4, Charlie Rhee vs. San José State (4-9-22)
Strikeouts:	3, Nine times, last: Irvin Weems No. 7/6 Stanford (4-24-22)
Sacrifice hits:	2, Three times, last: Caden Miller vs. No. 7/6 Stanford (4-24-22)
Sacrifice flies:	1, Thirteen times, last: Irvin Weems and Caden Miller vs. No. 7/6 Stanford (4-23-22)
Stolen bases:	3, Three times, last: Cole Carrigg at New Mexico (4-16-22)
Hit by pitch:	3, Caden Miller vs. Hawai'i (2-28-22)
Caught stealing:	1, Twenty-three times, last: Irvin Weems vs. No. 7/6 Stanford (4-23-22)
Runners LOB:	6, Trevor Hazellhurst vs. Arizona State (3-6-22)

Individual Fielding

Putouts:	18, Poncho Ruiz vs. Hawai'i (2-28-22)
Assists:	8, Caden Miller at San José State (3-18-22)
Errors:	4, Cole Carrigg vs. San Diego (4-18-22)
Passed balls:	2, Cole Carrigg at San Diego (4-12-22) and Deron Johnson at UC San Diego (3-22-22)

Individual Pitching

Innings pitched:	9.0, Troy Melton vs. Grand Canyon (4-22-22)
Runs allowed:	8, Three times, last: Brian Leonhardt vs. San Diego (4-18-22)
Earned runs:	6, TJ Fondtain at New Mexico (4-15-22) and Cole Carrigg vs. Iowa (3-15-22)
Walks allowed:	5, Kelena Sauer at San José State (3-19-22) and Jacob Flores vs. UNLV (3-13-22)
Strikeouts:	10, Troy Melton vs. San José State (4-8-22)
Hits allowed:	10, Kelena Sauer vs. Arizona State (3-5-22)
Doubles allowed:	3, Troy Melton at San José State (3-18-22) and Ricky Tibbett vs. Arizona State (3-4-22)
Triples allowed:	1, Fifteen times, last: Kelena Sauer vs. No. 7/6 Stanford (4-24-22)
Homers allowed:	2, Five times, last: TJ Fondtain at New Mexico (4-15-22)
Wild pitches:	4, Kelena Sauer vs. UNLV (3-12-22)
Hit batters:	4, Kelena Sauer vs. UNLV (3-12-22)

Week 11 at Fresno State

2022 MOUNTAIN WEST STANDINGS (As of April 28)

Team	---Conference---			----Overall----			Strk
	W	L	Pct	W	L	Pct.	
UNLV	17	4	.810	29	13	.690	W2
Nevada	13	8	.619	21	17	.553	L1
Fresno State	10	8	.556	21	20	.512	W1
San José State	11	10	.524	22	19	.537	W1
Air Force	7	11	.389	19	22	.463	L1
New Mexico	7	14	.333	16	24	.400	L2
San Diego State	4	14	.222	12	30	.286	W1

Upcoming Games in the MW

Thursday, April 28

Nevada at Arizona, 6 p.m. MT

Friday, April 29

San Diego State at Fresno State, 6:05 p.m. PT

UNLV at Air Force, 3 p.m. MT

Nevada at Arizona, 6 p.m. MT

San José State at New Mexico, 6 p.m. MT

Saturday, April 30

San Diego State at Fresno State, 3:05 p.m. PT

Nevada at Arizona, 1 p.m. MT

UNLV at Air Force, 3 p.m. MT

San José State at New Mexico, 6 p.m. MT

Sunday, May 1

San Diego State at Fresno State, 1:05 p.m. PT

Nevada at Arizona, 11 a.m. MT

UNLV at Air Force, Noon MT

San José State at New Mexico, Noon MT

Monday, May 2

Oral Roberts at Air Force, 1 p.m. MT

Tuesday, May 3

UC San Diego at San Diego State, 6 p.m. PT

California Baptist at UNLV, 2:05 p.m. MT

Nevada at Saint Mary's 3 p.m. PT

Cal Poly at Fresno State, 6:05 p.m. PT

San José State at California, 6:05 p.m. PT

Wednesday, May 4

CSUN at San Diego State, 6 p.m. PT

UNLV at Dixie State, 6:05 p.m. MT



an, making 14 starts in 15 appearances with a .292 batting average (14-48), 10 RBIs and seven runs scored.

> The Aztecs took two of three games in their last visit to Fresno State during the 2021 campaign. SDSU scored seven runs with two outs in the eighth inning for a 12-11 triumph game one of the series-opening doubleheader before dropping a 5-3 decision in the nightcap. However, the Scarlet and Black displayed some more late-inning magic in the rubber game, scoring 16 unanswered runs to record a wild 21-14 victory.

> Among Aztec returners in that series finale, Caden Miller (3-4, 4 RBIs, 2 runs), Brian Leonhardt (3-5, 3 RBIs, 3 runs), Poncho Ruiz (3-5, 2 RBIs, 2 runs) and Cole Carrigg (2-4, 2 runs) combined for a .611 batting average (11-18) with nine RBIs and nine runs scored.

FRESNO STATE AT A GLANCE

> The Bulldogs are coming off a 16-2 thumping of San Francisco in a non-conference home game on Tuesday, raising their record to 21-20 for the season.

> Fresno State has compiled a 13-11 record at home this year, an 8-7 mark on the road and an 0-2 ledger at a neutral site.

> Despite dropping two of three games at Air Force, April 22-24, the Bulldogs still occupy the third spot in the Mountain West standings with a 10-8 record, two games ahead of fourth-place San José State (11-10) in the loss column.

> Offensively, Fresno State is paced by catcher Zach Morgan, who is slotted second in the conference with a .404 batting average and shares the No. 2 position with 19 doubles. The redshirt junior also ranks among the MW top 10 in hits (5th, 65) and on-base percentage (6th, .467).

> Four additional Bulldog regulars sport batting averages over .300, including outfielder Ivan Luna (.337), infielder Ben Newton (.322), outfielder Vinny Bologna (.312) and infielder Travis Welker (.307).

> Luna enters the week tied for third in the league with 10 home runs and shares the fifth spot with 43 RBIs.

> Elsewhere, Andrew Kachel is tied for seventh in the MW with 24 walks and finds himself in a logjam for ninth with three sacrifice flies, while fellow infielder Josh Lauck shares the sixth spot with seven stolen bases.

> Morgan, Luna and Kachel are the only three players to start all 41 games for Fresno State this season.

> Collectively, the Bulldogs occupy the fourth position in the league in batting average (.297), on-base percentage (.374) and RBIs (251), while ranking fifth in runs scored (266), slugging percentage (.466) and stolen bases (28).

> Fresno State is projected to employ the starting rotation of right-hander Travis Garcia followed by lefties Ixan Henderson and Jake Dixon.

> Garcia (3-0, 2.18 ERA) will be making his fifth start of the season and first since earning the victory in the Bulldogs' 19-0 shutout of Sacramento State on April 12, when he pitched four scoreless innings, offsetting one hit and one walk with five strikeouts. In his last appearance at Air Force on April 23, he gave up one run on three hits and a walk in one inning of relief, as Fresno State held on for 15-9 triumph. Garcia also pitched two games as a reliever vs. the Aztecs, earning a save in game one despite giving up a hit in the bottom of the ninth. In the series finale, he took the mound in the seventh and yielded one hit in 2 1/3 innings.

> Henderson (6-3, 3.99 ERA) is sits atop the Mountain West perch in strikeouts (78) and shares the No. 1 spot in victories (6) while ranking among the conference leaders in opposing batting average (2nd, .228), innings pitched (3rd, 56.1) and fewest hits allowed (4th, 46). In his last start at Air Force on April 24, he was rocked for 13 runs in five innings before the Bulldogs dropped a 15-9 decision. Henderson also started game one of the SDSU series at Tony Gwynn Stadium and picked up the victory after ceding one unearned run on two hits and five walks against six strikeouts.

> Dixon's (1-4, 4.18 ERA) lone victory of the year came at the expense of the Aztecs in the middle game of the series on March 25, when he surrendered two runs on six hits and no walks against eight strikeouts in 7 2/3 innings. He also fanned three batters in a two-inning start in his last outing vs. USF on Tuesday. Dixon ranks second in the Mountain West behind teammate Henderson with 66 strikeouts, including 10 against Abilene Christian on April 15.

> Collectively, Fresno State pitchers occupy the second spot in the conference behind SDSU in ERA (5.09), strikeouts (385) and opposing team batting average (.256). The Bulldogs are also tied for the No. 2 position in fewest hits allowed (396) with San José State.

> Mike Batesole is in his 20th season as head coach at Fresno State, compiling a record of 633-493-1 (.562) with the Bulldog program, highlighted by an NCAA College World Series title and National Coach of the Year honors in 2008. A native of Anaheim, California, Batesole guided Fresno State to Mountain West regular-season titles in 2016 and 2019 to go with a conference tournament crown in 2019. Prior to his arrival in the Central Valley, Batesole was the head coach at Cal State Northridge for seven years from 1996-2002, amassing a record of 256-158-1, including a pair of NCAA tournament appearances and two conference championships. He also was named National Coach of the Year in 1998 by Collegiate Baseball Newspaper.

THE LAST TIME OUT: AZTECS EDGE LONG BEACH STATE

> San Diego State plated three runs in the top of the sixth inning to key its 4-3 triumph over Long Beach State on Tuesday at Bohl Diamond at Blair Field in Long Beach, California.

> With the victory, the Aztecs won their fifth straight meeting against the Dirtbags (15-24) swept the season series after posting a 5-1 conquest in San Diego on April 5.

> For the first time in seven games, SDSU reached the double-digit plateau in hits, maintaining an 11-7 advantage in that statistic.

> Individually, Irwin Weems, Poncho Ruiz, Cole Carrigg and Tino Bethancourt sparked the Aztec offense with two hits apiece, while relievers Julian Jackson, Avery Jones and Kelena Sauer combined to keep the Beach scoreless over the final three innings.

> Despite allowing one run on two hits and a wild pitch in two innings of work, SDSU's second pitcher of the night, Robert Brodell (1-1), earned his first victory in a Scarlet and Black uniform, while Sauer retired the side in order in the ninth to collect his second save of year.

> Starter Eldridge Armstrong pitched four innings for the Aztecs, yielding two runs on five hits and a pair of walks against four strikeouts.

> Weems put SDSU on the board with a leadoff homer in the first before the Dirtbags plated a run in the bottom of the frame to tie the score at 1-1.

> LBSU took its only lead of the evening at 2-1 when Peyton Schulze singled home Jonathan Long in the fourth. Earlier, Long reached on a base hit through the left side before advancing on a wild pitch and a sacrifice bunt. The Dirtbags were unable to extend their advantage;

Week 11 at Fresno State

however, as Schulze was caught stealing, while Sebastian Murillo struck out.

- > The Aztecs vaulted in front to stay at 4-2 after a putting up a three-spot with two outs in the sixth off LBSU reliever Zach Voelker. With Brian Leonhardt standing on third after a single, balk and a failed pickoff attempt, designated hitter TJ Fondtain and Bethancourt roped back-to-back doubles, while Caden Miller followed with an RBI single through the right side.
- > The Dirtbags cut the margin to 4-3 in the bottom of the frame after Luttrell led off with a double and advanced on a wild pitch before crossing the plate on Long's groundout to second.
- > LBSU loaded the bases in the seventh after Murillo was hit by a pitch and stole second, while Tyler White drew a walk, with both runners advancing on a Connor Burns' sacrifice bunt. Saldivar was then intentionally walked; however, Jones replaced Jackson at this juncture promptly extinguished the host school's final threat by inducing a pop fly to Rocco Peppi, while Luttrell fled out to left.
- > Jones worked a 1-2-3 eighth before Sauer duplicated the feat in the ninth to secure the victory.
- > The Aztecs improve to 6-5 in one-run games this season, with four of those wins featuring 4-3 scores.

TROY MELTON RECEIVES MW PITCHER OF THE WEEK DISTINCTION

- > San Diego State's Troy Melton (Anaheim, Calif./Canyon HS) was named Mountain West Pitcher of the Week as announced April 25 by the conference office.
- > Melton tossed the second complete of his career on April 22 in the Aztecs' 2-1 victory over Grand Canyon, which entered the contest with a No. 30 national ranking by Collegiate Baseball Newspaper.
- > With his performance, the Anaheim, California, native recorded SDSU's first nine-inning complete game since Justin Goossen-Brown accomplished the feat in an 8-0 blanking of New Mexico at home on May 16, 2019.
- > Against the Lopes, Melton allowed just one unearned run on five hits and no walks while posting five strikeouts, lowering his season ERA from 1.80 to 1.38 in the process. In addition, the SDSU right-hander limited GCU to a .192 batting average after maintaining a .303 season clip prior to the game to emerge triumphant for the third time in his last four starts.
- > Melton set the tone early, retiring the first nine hitters he faced before totaling 124 pitches for the night, 64 percent of which were strikes (79). The Aztec junior gave up a leadoff single in the ninth but needed just seven more pitches to get the final three outs and finish the game.
- > With his award, Melton earned the third conference weekly honor of his career and gave the Aztecs five certificates this season after fellow hurler TJ Fondtain garnered the same accolade on Feb. 28, while Alex Rodriguez (Feb. 21), Tyler Glowacki (March 7) and Shaun Montoya (April 18) each received freshman of the week distinction.
- > Melton also pitched a complete game in SDSU's 17-0 run-rule victory in seven innings over Fresno State at Tony Gwynn Stadium on March 6, 2021, earning MW Pitcher of the Week honors for that performance as well.
- > For the season, Melton ranks eighth in the Mountain West with 42 strikeouts, while his 1.38 ERA would top the conference if he had enough innings pitched to qualify for that statistic.

HEATING UP IN APRIL

- > Although more improvement is needed, San Diego State has been producing higher offensive totals since April 1, posting a slash line of .284/.378/.398 and 37 stolen bases to help forge a 7-11 record for the month.
- > In the first 24 games of the season, the Aztecs compiled a slash line of .226/.334/.304 with 29 steals, recording a 5-19 mark in that span.
- > In addition, the Scarlet and Black has scored 5.56 runs per game this month, compared to an average of 3.96 runs prior to March 31.

AZTECS AMONG NATION'S BEST AT THE PLATE

- > Despite its slow start this year, San Diego State has demonstrated historical success at the plate over the previous eight seasons, ranking 10th nationally with a collective batting average of .296 between 2014-21.
- > With their performance, the Aztecs trail Morehead State (.310), Jackson State (.308), UNC Greensboro (.308), New Mexico (.305), New Mexico State (.305), Arizona (.301), Bryant (.299), Tennessee Tech (.298) and Air Force (.297) during that span.
- > Last season, SDSU finished with a team batting average of .335, which ranked second in the country.

YOUTH SHALL BE SERVED

- > In all, San Diego State has had 20 of 37 players make their initial appearances in an Aztec uniform this season, including 10 true freshmen.
- > Shaun Montoya, a redshirt freshman, has started 25 of 28 games in the outfield (16 RF, 10 CF) and leads all SDSU rookies with a .292 batting average while sharing the top spot among newcomers in hits (26) with Irvin Weems.
- > A native of Rancho Cucamonga, California, Montoya batted a combined .714 (10-14) with seven runs and five RBIs in the three-game series at New Mexico, garnering Mountain West Freshman of the Week accolades on April 18. The UC Irvine transfer posted four hits in each of the first two encounters with the Lobos, becoming the first Aztec player to record four hits in consecutive games since Danny Sheehan accomplished the feat at Air Force in May 2017.
- > In 12 Mountain West games as a starter, Montoya also tops the squad with a .457 batting average (21-46) while ranking second with a .510 on-base percentage and fifth with a .522 slugging percentage.
- > Weems, a true freshman, has also started 26 of 32 games in the outfield (23 CF, 3 RF) and has compiled a .274 batting average, including a .458 pace (11-24) during a season-long six-game hitting streak from April 9-16, when he posted eight stolen bases, seven RBIs and six runs scored.
- > In the second game of the MW series at San José State that was completed on March 20, Weems went 3-for-5 with three RBIs and two runs scored, highlighted by his first collegiate homer, a two-run shot in the eighth. In the series finale against the Spartans, the Las Vegas native added two more hits and swiped his first career base.
- > Fellow classmate Tyler Glowacki (.247), an alumnus of nearby Santana High School, has started 26 games in the outfield (20 RF, 6 LF) and ranks fourth among all SDSU rookies with 24 hits while sharing the third spot on the squad with five doubles.
- > In addition to Montoya, Glowacki (March 7) and infielder Alex Rodriguez (Feb. 21) have netted Mountain West Freshman of the Week honors.

2022 SITUATIONAL RECORDS

Overall.....	12-30
Home.....	5-20 L2
Road.....	6-8 W1
Neutral.....	1-2 L1
Current Streak.....	W1
Last 5.....	2-3
Last 10.....	5-5
Day Games.....	3-9 L1
Night Games (after 5 p.m.).....	9-21 W1
Mountain West games.....	4-14 W3
Mountain West home games.....	0-9 L9
Mountain West road games.....	4-5 W3
Non-conference games.....	8-16 W1
Games vs. WCC.....	0-2 L2
Games vs. Big West.....	4-5 W1
Games vs. Pac-12.....	2-6 L2
Following loss.....	10-20 W1
Following win.....	2-9 L3
February.....	3-5 L1
March.....	2-14 L4
April.....	7-11 W1
May.....	0-0 W2
in California.....	7-26 W1
in Arizona.....	1-2 L1
in Nevada.....	1-2 L2
in Colorado.....	0-0 W3
in New Mexico.....	3-0 W5
Leading after 6.....	11-8 W1
Trailing after 6.....	1-21 L18
Tied after 6.....	0-1 L1
Leading after 7.....	11-6 W2
Trailing after 7.....	0-21 L21
Tied after 7.....	0-1 L1
Leading after 8.....	10-2 W2
Trailing after 8.....	0-25 L25
Tied after 8.....	0-3 L3
Extra Innings.....	0-2 L2
Walk-offs.....	1-1 L1
One-run games.....	6-5 W2
Run-rule games.....	0-0 L1
Aztecs score first.....	9-7 W1
Opponent scores first.....	3-23 L2
Shutouts.....	0-4 L4
Aztecs score 0-2 runs.....	1-12 W1
Aztecs score 3-5 runs.....	5-11 W1
Aztecs score 6 or more runs.....	6-7 L1
Aztecs hit 0 home runs.....	8-21 L2
Aztecs hit a home run.....	4-9 W2
Regular Season Series Openers.....	2-7 L2
Regular Season Series Finales.....	3-6 L1
on Monday.....	0-2 L2
on Tuesday.....	3-6 W1
on Thursday.....	1-1 L1
on Friday.....	4-6 W2
on Saturday.....	2-8 L1
on Sunday.....	2-7 L6
Aztecs make no errors.....	4-5 W1
Opponent makes no errors.....	5-15 L2
Aztecs outhit opponent.....	9-9 W3
Opponent outhits Aztecs.....	1-19 L18
Hits are tied.....	2-2 W2

Week 11 at Fresno State

- > After sitting out the 2021 campaign as a redshirt, Johnny Giannola has made 22 starts this season, including 17 in left field and five at designated hitter. The Dana Point, California, native has had five games with multiple hits thus far, including the Aztecs' 7-1 triumph over Hawai'i in the Tony Gwynn Legacy on Feb. 25, when he scored two runs and drove in another. Giannola has two triples this season, which is tied for 10th in the Mountain West.
- > Tino Bethancourt, another redshirt freshman, has logged 34 starts (19 3B, 15 1B) and has reached base safely in 21 of his last 24 games. Despite a modest .248 batting average, the El Dorado Hills, California, product ranks second on the squad with 22 walks, which is tied for 11th in the MW, while his .409 on-base percentage is second among SDSU regulars, which is tied for 20th in the conference.

STRIKEOUTS GALORE

- > San Diego State has recorded double-digit strikeouts in 18 of 42 games this year, including a season-high 21 vs. Hawai'i in 15 innings on Feb. 28.
- > Troy Melton fanned a career-best 10 hitters in a home start against San José State on April 8, marking the highest total by an Aztec pitcher this season and the most since Logan Boyer also struck out 10 batters vs. San Francisco on Feb. 15, 2018.
- > Following Melton are Jonny Guzman and Kelena Sauer, both of whom posted career-high strikeouts with nine Ks apiece. Guzman fanned nine hitters in his first collegiate start at UC Irvine on Feb. 22, while Sauer accomplished the feat against UNLV on March 12.
- > In addition, four other Aztec hurlers have compiled career-best totals with over five strikeouts this season: TJ Fondtain (8 vs. San José State, April 9), Jacob Flores (7 vs. Utah, Feb. 27), Jadon Bercovich (7 vs. Hawaii, Feb. 28), Chris Canada (7 vs. Long Beach State, April 5) and Hunter Hargett (6 at UC San Diego, April 19).
- > Entering the weekend, Melton (42) and Guzman (41) occupy the eighth and ninth spots in the Mountain West, respectively, while Flores (40) ranks 10th, followed by Fondtain (37), who is tied for 11th.
- > Collectively, San Diego State ranks second in the Mountain West with 9.4 strikeouts per nine innings, which ranks 74th in the nation.
- > SDSU recorded 27 games with 10 or more strikeouts during the 2019 campaign, marking the most double-digit strikeout performances for the Scarlet and Black in the MW era (since 2000). SDSU surpassed the previous MW record of 23 set in a 10-6 win at Fresno State on May 11, 2019.
- > Last season, the Scarlet and Black registered 10 or more strikeouts in 18 games, notching a 15-3 record in those contests.
- > The Aztecs posted double-digit strikeouts in their last six home games of the 2021 campaign, including a combined 33 Ks in their three-game sweep over San José State, May 8-9, 2021.
- > Previously, in SDSU's sweep of Dixie State, April 24-25, 2021, Trailblazer hitters were punched out 42 times during the series, including 15 in the doubleheader opener, which marked a season-high for the SDSU staff.
- > During the shortened 2020 season, the SDSU pitching staff completed seven games with 10 strikeouts: vs. Virginia Tech, Cal State Fullerton, Iowa, Nebraska, at UC Irvine and twice against Oregon State. Not surprisingly, the Scarlet and Black went 6-1 in those contests.
- > Dating back to 2019, the Aztecs are 42-28 in their last 70 games when striking out 10 or more batters.

SHAUN MONTROYA NETS MW FRESHMAN OF THE WEEK HONORS ON APRIL 18

- > Shaun Montoya (Rancho Cucamonga, Calif./Damien HS) was named Mountain West Freshman of the Week as announced on April 18 by the league office.
- > With his award, Montoya garnered the first conference weekly accolade of his career and gave the Aztecs four certificates this season after Tyler Glowacki (March 7) and Alex Rodriguez (Feb. 21) received the same distinction, while TJ Fondtain (Feb. 28) merited conference pitcher of the week honors.
- > In four games from April 12-16, Montoya led the Scarlet and Black in numerous categories, including batting average (.647), on-base percentage (.684), slugging percentage (.882), total bases (15), hits (11) and runs scored (7) while sharing the top spot with two doubles.
- > Additionally, the SDSU right fielder led the team with an 83.3 success rate in advance runners for the week (10-12) and hit .833 with runners in scoring position (5-6), compiling five RBIs. Defensively, he also made 12 putouts without an error and contributed an assist for a clean 1.000 fielding percentage for the week.
- > Montoya was instrumental in the Aztecs' first series sweep over New Mexico in Albuquerque since 1990 after leading the team with a .714 batting average during the series (10-14) while tying for the top spot with 10 hits.
- > The Rancho Cucamonga, California, product recorded seven straight hits at one point between the first and second games of the series vs. the Lobos, finishing with multiple hits in all three contests, including a 4-for-4 performance in the opener, where he contributed two RBIs. In the third inning of that game, he doubled and scored, helping the SDSU build a 4-0 lead it would not relinquish.
- > Montoya tied his career high with a 4-for-6 effort in game two at UNM, highlighted by his first collegiate triple, becoming the first Aztec to record four hits in consecutive games since Danny Sheehan accomplished

- the feat at Air Force in May 2017. The UC Irvine transfer also set a personal best with three runs scored in that contest and delivered two more RBIs, as the Aztecs outlasted the Lobos, 14-13.
- > In the series finale, Montoya went 2-for-4 with an RBI and two runs scored. He was struck by a pitch in the eighth inning of that game and scored a key run, helping SDSU hold off a late UNM charge, 11-8.

STREAKING AZTECS

- > Freshman Irvin Weems has reached base in 14 consecutive games since April 2, followed by Poncho Ruiz (13) and Brian Leonhardt (11).
- > Cole Carrigg leads the Scarlet and Black with multiple hits in 19 games, accomplishing the feat in three straight outings and seven of his last nine starts, followed by Caden Miller (13), Ruiz (12) and Leonhardt (11).
- > A sophomore utility player, Carrigg became just the second Aztec player in the last six seasons to record six hits in a single game (Jaden Fein - 2021) when he notched a career-high 6-for-6 effort at New Mexico on April 15.
- > In addition, Carrigg tops the squad with multiple RBIs in nine contests, highlighted by the aforementioned performance vs. the Lobos, where he set a collegiate best with four runners driven in.
- > Ruiz owns the team's longest active hitting streak at six games, raising his batting average from .285 to .310 during that span.
- > Earlier, Ruiz had his nine-game hitting streak snapped in the second game of the Arizona State series on March 6, which marked the team's longest this season.
- > Ruiz is the lone Aztec to start all 42 games this season, earning 33 starts at catcher and nine at designated hitter. The SDSU sophomore has batted third in 40 games and twice in the cleanup position.
- > Miller, meanwhile, made 34 consecutive starts before sitting out the series finale at New Mexico on April 17. The SDSU sophomore has started nine of the last 11 games at second base after playing exclusively at shortstop.
- > Additionally, Carrigg ranks third on the squad with 40 position starts, including 14 at second base, 11 at shortstop, nine in center field, five at catcher and one at designated hitter.

GOING, GOING, GONE

- > San Diego State has emerged victorious in 47 of its last 68 games dating back to 2019 when launching one out of the park.
- > The Aztecs homered in 29 of 46 games last season, posting a 21-8 record in those contests.
- > SDSU went 17-5 during the 2019 campaign when going yard and 5-2 in 2020.
- > After recording a home run in just six of their first 24 contests, the Aztecs have hit one deep in seven of their last 18 games, posting a season-high three bombs in the series opener at New Mexico on April 14.
- > Additionally, after not homering in any of its first five victories of the 2022 campaign, SDSU has gone yard at least once in four of its last six wins.



IN MEMORIAM: JIM DIETZ (1938-2022)

- > Former San Diego State baseball head coach Jim Dietz passed away Sunday, March 27 at the age of 83.
- > Dietz, who retired at the end of the 2002 campaign, completed an illustrious 31-year career at SDSU as one of the all-time winningest coaches in NCAA history.
- > His final mark of 1,231-750-18 (.620) ranked seventh nationally among active Division I coaches at the time he finished his final season with the Aztecs.
- > During his legendary career at San Diego State, the Aztecs won numerous conference, divisional and regular-season titles, earning Dietz various league and regional coach-of-the-year honors.
- > In 1979, Dietz guided the Scarlet and Black to the program's first-ever NCAA Tournament appearance, a feat he accomplished seven additional times in 1981, 1982, 1983, 1984, 1986, 1990 and 1991.
- > "Our San Diego State baseball family mourns the loss of Hall-of-Fame Coach Jim Dietz," said current Aztec head coach Mark Martinez. "His impact during his 31 years as the head coach at SDSU was felt not only within the San Diego community, but also nationally as an ambassador for our great game. The standard he set for excellence in the classroom and on the diamond resonates within our program today. We continue to strive to meet the foundational expectations of Coach Dietz's legacy."
- > Individually, Dietz's SDSU players garnered 28 All-America accolades, 42 all-district/all-region honors and 85 all-conference certificates. Among the many notable players Dietz coached were Tony Gwynn, Bud Black, Mark Grace, Dave Smith, Bobby Meacham and Travis Lee.
- > Born in Eugene, Oregon, Dietz played at Southern Oregon College, where he was three-time all-conference infielder and an NAIA All-American as a senior in 1959. Following graduation, he spent three years in

Week 11: at Fresno State

the Detroit Tigers organization, reaching the Double-A level before leaving the pro ranks as a player.

> Dietz began his baseball coaching career in 1963 at Lowell (Ore.) High School, where he remained for two seasons before moving to Pleasant Hill (Ore.) High School for three years from 1965-68. While at Pleasant Hill, he coached the varsity baseball team, winning three straight league titles to go with a state championship in 1968.

> Later in 1968, Dietz became the freshman and junior varsity baseball coach at the University of Oregon, where he also guided the freshman men's basketball squad, before his appointment as head coach at San Diego State in 1972.

> During the 1970s, Dietz became one of the most successful summer coaches in history, spending seven seasons with the Fairbanks Goldpanners of the Alaska League. He compiled a 348-151 record in Fairbanks, taking all seven of his teams to the National Baseball Congress national finals and winning four summer championships. For his efforts, he was named NBC Coach of the Decade. Among the players he coached with the Goldpanners were future Major League stars Dave Winfield, Mark McGwire and Steve Swisher.

> Dietz was inducted into the American Baseball Coaches Association Hall of Fame in 2002 and was enshrined into the Aztec Athletics Hall of Fame in 2019. He is also a member of the Southern Oregon University Hall of Fame.

> Other honors Dietz merited include the Super Star Award from Collegiate Baseball magazine, the Citizen of the Year Award from the City Club of San Diego and the Breitbard Award for his baseball contributions to the San Diego community.

> Dietz earned a bachelor's degree in social studies from Southern Oregon College and received a master's degree in counseling from the University of Oregon.

REWIND: THE 15-INNING MARATHON VS. HAWAII

> After winning two of three games in the Tony Gwynn Legacy, San Diego State faced Hawai'i in a 15-inning contest on Monday that lasted six hours and 14 minutes, with the Rainbow Warriors prevailing by an 8-5 count.

> The Aztecs' 15-inning affair was their longest game since April 19, 2013, when the Scarlet and Black dropped a 9-8 decision at UNLV in 17 innings.

> Both teams squandered numerous scoring chances, combining for 32 runners left on base, including 17 for SDSU and 15 for the visitors.

> In addition, the Aztecs and Warriors collectively used 16 pitchers on the night, including nine for Hawai'i and seven for SDSU.

> SDSU hurlers struck out a season-high 21 batters, including a career-best seven from reliever Jadon Bercovich.

> Aztec hitters were plunked six times, including Caden Miller, who was victimized on three occasions.

> Kenny LeBeau (2B) and Blake Butcher (3B) each received their first starting assignments for the Scarlet and Black, while pinch hitter Brady Zavorek and reliever Omar Serrano logged their first collegiate appearances.

> LeBeau drove in his first two runs as an Aztec with a single in the bottom of the seventh.

> In all, San Diego State used 25 players on its 37-man roster during the contest.

OTHER TRENDS

> The Aztecs are 102-27 in their last 129 games when scoring five or more runs, including a stellar 29-6 record last year after posting a 6-2 mark in 2020.

> San Diego State is 68-42 in its last 108 games following a loss, including an 11-5 mark in 2021. The Scarlet and Black is off to an 10-20 start this season in games following a loss.

> SDSU had won six straight games when leading after eight innings until San José State snapped that streak with a combined seven runs in the top ninth and 10th on April 9 to steal an 11-8 victory.

> The Aztecs are 6-5 so far this year in one-run games, recording four of their six victories in that category by 4-3 scores.

GLOWACKI NAMED MW FRESHMAN OF THE WEEK ON MARCH 7

> San Diego State's Tyler Glowacki collected Mountain West Freshman of the Week honors, the league office announced on March 7.

> In four starts from Feb. 28-March 6, Glowacki led the Aztecs with a .375 batting average (6-16), six hits and a .500 on-base percentage.

> Against Hawai'i on Feb. 28, the SDSU outfielder set career highs with three hits and two runs scored, though the Scarlet and Black dropped an 8-5 decision in 15 innings. In that game, he singled and scored the tying run in the bottom of the eighth that sent the contest into extra innings.

> An alumnus of nearby Santana High School, Glowacki closed out the week with a 2-for-4 effort in the series finale vs. Arizona State on March 6, driving in the go-ahead run with a sharp single to center field in the sixth inning to help the Aztecs secure a 4-3 victory and snap a four-game losing streak.

> In addition, Glowacki made three putouts without an error on the week for a clean 1.000 fielding percentage.

FONDTAIN TABBED MW PITCHER OF THE WEEK ON FEB. 28

> San Diego State sophomore TJ Fondtain was named Mountain West Pitcher of the Week by the league office on Feb. 28.

> In just his second career start on the mound, Fondtain earned his first collegiate victory after helping SDSU post a 7-1 triumph over Hawai'i at the Tony Gwynn Legacy on Feb. 25.

> Against the Rainbow Warriors, the Aztec left-hander recorded a career-high seven strikeouts, yielding just one unearned run on a scant three hits and no walks in 6.0 innings.

> A native of Clovis, California, Fondtain retired the first 13 Hawai'i hitters, notching five of his strikeouts in that span. He also helped his cause by picking off a runner at second base in the top of the fifth inning.

> In addition, Fondtain displayed great control in his start vs. the Warriors, reaching ball three in the pitching count just once against 21 batters faced.

RODRIGUEZ NETS MW FRESHMAN OF THE WEEK HONORS ON FEB. 21

> San Diego State's Alex Rodriguez was named Mountain West Baseball Freshman of the Week for his performance at the season-opening MLB4 Tournament, held Feb. 18-20 in Scottsdale, Arizona.

> Rodriguez started all three games at second base for the Aztecs at the prestigious event, leading the team with a .500 batting average and a .600 on-base percentage while tying for the top spot with four hits.

> A native of Rancho Cucamonga, California, Rodriguez went 3-for-4 with an RBI in his collegiate debut against No. 17 TCU in the opener on Friday,

AZTECS AMONG MOUNTAIN WEST TOP 20 (ALL GAMES AS OF APRIL 28)

Tino Bethancourt

Stolen Bases.....	6.....	T-10th
Walks.....	22.....	T-11th
Triples.....	1.....	T-18th
Sacrifice Flies.....	2.....	T-19th
On-Base Percentage.....	.409.....	T-20th

Cole Carrigg

Stolen Bases.....	17.....	T-1st
Sacrifice Bunts.....	4.....	T-3rd
Batting Average.....	.370.....	8th
Hits.....	60.....	T-8th
Triples.....	1.....	T-18th

Johnny Giannola

Stolen Bases.....	6.....	T-10th
Triples.....	2.....	T-11th

Caden Miller

Stolen Bases.....	12.....	3rd
Sacrifice Bunts.....	3.....	T-5th
Hit by Pitch.....	10.....	T-5th
Triples.....	2.....	T-11th
Walks.....	19.....	15th

Poncho Ruiz

Walks.....	27.....	4th
On-Base Percentage.....	.419.....	T-16th
Triples.....	1.....	T-18th
Sacrifice Flies.....	2.....	T-19th

Irvin Weems

Stolen Bases.....	11.....	4th
Sacrifice Bunts.....	3.....	T-5th

Jadon Bercovich

Games Finished.....	11.....	T-4th
Saves.....	1.....	T-14th

Jacob Flores

Strikeouts.....	40.....	10th
-----------------	---------	------

TJ Fondtain

Fewest Hits Allowed.....	43.....	2nd
Opp. Batting Average.....	.243.....	3rd
Earned Run Average.....	5.36.....	8th
Innings Pitched.....	45.1.....	10th
Strikeouts.....	37.....	T-11th
Fewest Walks Allowed.....	24.....	T-12th

Jonny Guzman

Strikeouts.....	41.....	9th
Saves.....	2.....	T-9th

Troy Melton

Strikeouts.....	42.....	8th
Wins.....	3.....	T-13th

Kelena Sauer

Saves.....	2.....	T-9th
------------	--------	-------

Ricky Tibbett

Saves.....	1.....	T-13th
------------	--------	--------

Week 11 at Fresno State

posting singles in his first two career at-bats. He also drove in his first collegiate run after reaching on a fielder's choice in the bottom of the sixth, giving SDSU a 3-2 lead that held up until the bottom of the ninth.

- > Against Houston on Feb. 19, Rodriguez was hit by a pitch and scored during the Aztecs' pivotal three-run outburst in the fifth inning, as the Scarlet and Black held on for its first win of the year in a 4-3 victory.
- > Rodriguez then wrapped up the tournament with a 1-for-3 effort at the plate vs. California on Feb. 20.
- > As a second baseman, Rodriguez did not commit an error in five chances for the weekend, finishing with a clean 1.000 fielding percentage.

MELTON NAMED TO PRESEASON ALL-MOUNTAIN WEST TEAM

- > Starting pitcher Troy Melton earned a spot on the preseason all-Mountain West team announced on Feb. 10.
- > A native of Anaheim, California, Melton finished among the Mountain West leaders in several categories last year, including strikeouts (2nd), innings pitched (4th), opposing batting average (8th – .291), wins (T-10th) and ERA (11th). The Aztec junior also issued one walk or less in eight of his appearances.
- > In addition, Melton received MW Pitcher of the Week recognition after recording his first career shutout vs. Fresno State on March 7, 2021. Against the Bulldogs, he matched his collegiate best with nine strikeouts, allowing just four hits and one walk in the complete-game victory, as SDSU rolled to a 17-0 rout at home.
- > Prior to the 2021 campaign, Melton was named to the USA Golden Spikes Award Preseason Watch List and was ranked 79th on D1Baseball.com's Top 100 college draft prospects.
- > In 2020, Melton collected all-Mountain West accolades in a stellar season that was cut short due to the COVID-19 pandemic, logging a 3-1 record with a 3.22 ERA and 26 strikeouts. He shared the conference lead with three victories, which was tied for 23rd nationally, while his strikeouts and opposing batting average (.192) ranked second and third in the MW, respectively.

MARTINEZ SIGNS CONTRACT EXTENSION

- > During the offseason, San Diego State head coach Mark Martinez signed a three-year contract extension that will keep him in the Aztec dugout through the 2026 season.
- "Mark has been a tremendous asset to our baseball program, and I look forward to him continuing the success our teams have found on the field and in the classroom," said SDSU director of athletics John David Wicker. "Mark does a great job developing the overall student-athlete, and the young men in our program have certainly benefited, as has our entire Aztec community."
- > Entering his eighth season as head coach at SDSU, Martinez has compiled a 215-150 record (.589), highlighted by three Mountain West tournament championships and a trio of NCAA regional appearances in 2015, 2017, 2018.
- "I am very excited for the opportunity to maintain the tradition of excellence that has been established here at San Diego State," Martinez said. "I am extremely grateful for the support of our administration, alumni and Aztec community. Our program takes tremendous pride in competing for championships and developing young men into outstanding students, athletes and leaders."

NEW FACES ON THE COACHING STAFF

- > San Diego State head coach Mark Martinez filled two vacancies with a pair of prominent hires over the summer, as Shaun Cole accepted the pitching coach position, while Sergio Brown assumed the role of assistant coach/recruiting coordinator.
- > Cole arrives on The Mesa after a two-year stint at Eastern Kentucky University, where he served as the Colonels' associate head coach/pitching coach in 2019-20.
- > During his tenure, Cole developed and guided one of ECU's most successful pitching staffs while enrolling three of the highest ranked recruiting classes in program history.
- > In Cole's first season in 2019, ECU set team records for strikeouts (510) and lowest opposing batting average (.258) while logging the most victories (32) since 2004 and lowest team ERA (4.79) since 2008.
- > Prior to his stint in the Bluegrass State, Cole served as coordinator for player development with the San Diego Padres, where he was involved in all aspects of baseball operations, scouting and player development.
- > Among his countless duties with the Padres, Cole assisted in player development for the team's minor league system, which was ranked No. 1 in MLB in 2018, including the Padres Dominican Republic Academy.
- > In 2016, Cole was also the pitching coach for the Tri-City Dust Devils, the Padres' short-season Class A affiliate based in Pasco, Washington, where he developed the organization's top pitching prospects.
- > In 2017, Cole served as the coordinator for San Diego's spring training facility in Arizona. In that role, he oversaw the daily operations of mini-camp, extended spring training, as well as two rookie ball teams during the Arizona Fall League. He also managed the AZL Padres that season.
- > From June 2014 to Sept. 2015, Cole served as the director of the 18U National Team for USA Baseball. Among his responsibilities was managing the Tournament of Stars presented by MLB and the 17U National Team Identification Series – both primary selection vehicles for the 18U National Team.
- > Prior to his hire at USA Baseball, Cole spent six seasons at Arizona from 2009-14, serving one year as the Wildcats' director of baseball operations before he was elevated to pitching coach. During Cole's tenure, Arizona made four NCAA regional appearances, highlighted by a College World Series title in 2012, the same season he was named National Pitching Coach of the Year by Collegiate Baseball newspaper.
- > Brown, meanwhile, who has a long association with perennial national power Cal State Fullerton both as

a player and coach, arrived at SDSU after serving as the Titans' associate head coach/recruiting coordinator in 2020 and 2021.

- > Brown brings a plethora of postseason experience with him to "America's Finest City", having participated in eight NCAA Regionals, six NCAA Super Regionals and four College World Series as a coach and player. In addition, Brown is one of only two coaches in the history of college baseball to go to the College World Series with three different programs – Cal State Fullerton, UC Irvine and Arizona.
- > Throughout his career, Brown has recruited and/or coached 35 players with Major League Baseball experience.
- > Prior to his most recent stint at Fullerton, Brown spent four years at Arizona from 2016-19, helping the Wildcats to consecutive NCAA Tournament berths in his first two seasons, highlighted by a runner-up finish at the 2016 College World Series.
- > During his tenure in Tucson, five position players garnered multiple All-America honors by an array of national publications, while two student-athletes were named Freshmen All-Americans.
- > Brown was an infielder on Cal State Fullerton's 1995 national championship team after transferring from Cal Poly Pomona, where he competed from 1991-93. While at CPP, he was a member of Bronco squads that captured the CCAA co-championship in 1991 and earned a spot in the 1993 NCAA Division II West Regionals.

MR. UTILITY

- > Cole Carrigg displayed his versatility in his first year on The Mesa in 2021, appearing in six different positions for the Aztecs.
- > The Turlock, California, native made 21 starts at third, five in left field, three in center, three at second base and one at designated hitter.
- > Not to be outdone, Carrigg has made two appearances as a relief pitcher, allowing two unearned runs on three hits and a walk in 1 1/3 innings.
- > During a three-game series at Air Force in the penultimate weekend of the regular season, Carrigg hit .545 (6-11) with five RBIs and seven runs scored.
- > In 2022, Carrigg has made 14 starts at second base, 11 at shortstop, nine in center field, five behind the plate and once each at pitcher and designated hitter.

LOCAL HEROES

- > San Diego State boasts 11 players on its current roster who are alumni of San Diego County high schools, including Brian Leonhardt and Ricky Tibbett (Eastlake); Fisher Pyatt and Charlie Rhee (St. Augustine); Joseph Ingrassia (Valhalla); Trevor Hazellhurst (Granite Hills), Deron Johnson (Poway); Evan Sipe (San Marcos); Poncho Ruiz (Mater Dei Catholic), Tyler Glowacki (Santana) and Hunter Hargett (Point Loma).

AZTECS IN MLB DRAFT

- > Since 1965, San Diego State has had 223 student-athletes chosen in the MLB First-Year Player Draft.
- > In 2021, the Aztecs had five players picked in the MLB Draft, giving the Scarlet and Black 28 selections overall since 2015.
- > Infielder Mike Jarvis was selected by Pittsburgh in the sixth round with the 163rd pick, while catcher Wyatt Hendrie also went to the Pirates shortly thereafter in the seventh round in the 193rd spot overall.
- > In addition, the New York Mets grabbed center fielder Matt Rudick in the 13th round (382nd overall); right fielder Jaden Fein was selected by the Washington Nationals in the 15th round (443rd overall), while right-handed pitcher Michael Paredes was snapped up by the Minnesota Twins in the 18th round (549th overall).
- > SDSU's five MLB Draft picks in 2021 were the most by a Mountain West school after Fresno State and New Mexico had two apiece, followed by Nevada, San José State and UNLV with one each.


MOUNTAIN WEST TOURNAMENT RETURNS TO SAN DIEGO

- > After a one-year hiatus, the Mountain West Championship returns this season and will be conducted at Tony Gwynn Stadium, May 26-28. The top four teams in the MW regular-season standings will qualify for the double elimination tournament, with the winner receiving an automatic berth into NCAA regional competition. NCAA Regionals will be held June 3-5.
- > SDSU has hosted the MW Championship on four previous occasions, most recently after the 2018 season when the Aztecs claimed their fifth conference crown in a six-year span.


CRAZY TONY GWYNN PLAYER STATS

- > Tony Gwynn completed his illustrious career with a .338 lifetime batting average. Every other player who had a career batting average of at least .338 played before 1943.
- > Gwynn hit .368 over a five-year stretch between 1993 and 1997.
- > Gwynn faced Tom Glavine, Greg Maddux, Pedro Martinez, and John Smoltz a combined 323 times. He struck out three times over those at bats.
- > Gwynn never struck out more than 40 times in a season and struck out less than 20 times in six straight years. He had a career-low 15 strikeouts in 1995.

2022 AZTEC RADIO/TV ROSTER




1
Caden MILLER
So. | 5-11 | 180 | S-R
IF | Newhall, Calif.



2
Brady ZAVOREK
Fr. | 5-11 | 175 | R-R
IF | Fresno, Calif.



3
Kenny LeBEAU
R-Jr. | 5-10 | 175 | L-R
IF | Granite Bay, Calif.



5
Fisher PYATT
So. | 6-0 | 180 | S-R
IF | San Diego, Calif.




8
Cole CARRIGG
So. | 6-2 | 180 | S-R
C/UT | Turlock, Calif.



9
Charlie RHEE
So. | 5-10 | 175 | R-R
OF | San Diego, Calif.



10
Tino BETHANCOURT
R-Fr. | 6-2 | 190 | R-R
IF | El Dorado Hills, Calif.




11
Avery JONES
Sr. | 6-6 | 215 | R-R
IF | Gig Harbor, Wash.



12
Max FOXCROFT
So. | 5-9 | 170 | L-R
IF | Newport Coast, Calif.



13
Alex RODRIGUEZ
R-Fr. | 6-2 | 180 | R-R
IF | Upland, Calif.



14
Irvin WEEMS
R-Jr. | 6-0 | 190 | R-R
OF | Las Vegas, Nev.



15
Xavier CARTER
R-So. | 6-4 | 210 | L-L
OF | Sacramento, Calif.



18
Tyler GLOWACKI
Fr. | 5-10 | 190 | L-L
OF | San Diego, Calif.



21
Brian LEONHARDT
Jr. | 6-2 | 200 | L-L
IF/LHP | San Diego, Calif.



22
Chris CANADA
Fr. | 6-7 | 205 | L-L
IF | Orange, Calif.



23
Jonny GUZMAN
R-So. | 6-2 | 190 | R-R
RHP | Orange, Calif.



24
Poncho RUIZ
So. | 6-2 | 190 | R-R
C | Tijuana, B.C., Mexico



25
Hunter HARGETT
Fr. | 6-2 | 185 | R-R
RHP | San Diego, Calif.



26
Omar SERRANO
R-Jr. | 6-4 | 170 | R-R
RHP | Downey, Calif.



27
Joseph INGRASSIA
So. | 6-2 | 210 | L-L
LHP | San Diego, Calif.



28
TJ FONDTAIN
So. | 6-4 | 190 | L-L
IF/LHP | Clovis, Calif.



29
Robert BRODELL
Jr. | 6-0 | 195 | R-R
RHP | Brawley, Calif.



30
Hunter CRANTON
R-So. | 6-3 | 195 | R-R
RHP | San Juan Capistrano, Calif.



31
Blake BUTCHER
R-So. | 6-0 | 200 | L-R
IF | Newport Beach, Calif.



32
Ricky TIBBETT
So. | 6-2 | 175 | L-R
RHP | San Diego, Calif.



35
Julian JACKSON
So. | 6-8 | 225 | L-R
RHP | Powder Springs, Ga.



36
Jacob FLORES
Sr. | 6-4 | 215 | L-L
LHP | Oxnard, Calif.




38
Ryan FAULK
R-So. | 6-4 | 210 | R-R
RHP/IF | Rancho Santa Margarita, Calif.



39
Troy MELTON
Jr. | 6-4 | 190 | R-R
RHP | Anaheim, Calif.




40
Jadon BERCOVICH
R-Fr. | 6-2 | 210 | R-R
RHP | Reno, Nev.



41
Deron JOHNSON
Jr. | 6-0 | 195 | L-R
C | Poway, Calif.




42
Shaun MONTOYA
R-So. | 6-2 | 190 | L-R
OF | Rancho Cucamonga, Calif.



45
Evan SIPE
Fr. | 5-10 | 180 | R-R
C | San Marcos, Calif.



46
Trevor HAZELHURST
R-So. | 6-2 | 210 | L-L
OF | San Diego, Calif.



47
Eldridge ARMSTRONG III
Fr. | 6-2 | 205 | R-R
RHP | Simi Valley, Calif.



48
Johnny GIANNOLA
R-Fr. | 5-11 | 210 | R-R
UTL | Dana Point, Calif.



50
Kelena SAUER
So. | 6-3 | 205 | R-R
RHP | Mililani, Hawai'i



7
Mark MARTINEZ
Head Coach
8th Yr. | Mesa State '84



0
Shaun COLE
Pitching Coach
1st Yr. | William Penn '04



20
Sergio BROWN
Assistant Coach
1st Yr. | CSU Fullerton '95



33
Chris DOYLE
Volunteer Assistant Coach
1st Yr. | SDSU '17

2022 San Diego State Baseball
 Game Results for San Diego State (as of Apr 28, 2022)
 (All games)

Date	Opponent	Score	Inns	Overall	MW	Pitcher of record	Attend	Time
02-18-22	vs #17 TCU	L 3-5	9	0-1-0	0-0-0	BRODELL, R. (L 0-1)	0	3:42
02-19-22	vs Houston	w 4-3	9	1-1-0	0-0-0	SAUER (W 1-0)	0	3:13
02-20-22	vs California	L 3-6	9	1-2-0	0-0-0	FLORES, J. (L 0-1)	0	2:49
Feb 22, 2022	at UC Irvine	L 3-13	9	1-3-0	0-0-0	GUZMAN, J. (L 0-1)	581	3:27
02-25-22	HAWAI'I	w 7-1	9	2-3-0	0-0-0	FONDTAIN (W 1-0)	580	2:47
02-26-22	UTAH	L 0-4	9	2-4-0	0-0-0	SAUER (L 1-1)	694	2:26
02-27-22	UTAH	w 4-3	7	3-4-0	0-0-0	BERCOVICH (W 1-0)	1019	2:58
02-28-22	HAWAI'I	L 5-8	(15)	3-5-0	0-0-0	SERRANO, O. (L 0-2)	315	6:14
03-01-22	UC IRVINE	L 2-3	9	3-6-0	0-0-0	CRANTON, H. (L 0-1)	355	3:27
03-04-22	ARIZONA STATE	L 5-13	9	3-7-0	0-0-0	FONDTAIN (L 1-1)	232	3:10
03-05-22	ARIZONA STATE	L 4-6	9	3-8-0	0-0-0	SAUER (L 1-2)	556	2:49
03-06-22	ARIZONA STATE	w 4-3	9	4-8-0	0-0-0	FLORES, J. (W 1-1)	763	3:12
* 03-11-22	UNLV	L 2-5	9	4-9-0	0-1-0	FONDTAIN (L 1-2)	411	2:49
* 03-12-22	UNLV	L 3-4	9	4-10-0	0-2-0	BERCOVICH (L 1-1)	547	3:34
* 03-13-22	UNLV	L 8-10	9	4-11-0	0-3-0	GUZMAN, J. (L 0-2)	656	3:26
03-15-22	IOWA	L 4-6	9	4-12-0	0-3-0	CARRIGG (L 0-1)	344	4:01
* 03-18-22	at San Jose State	L 2-3	9	4-13-0	0-4-0	FLORES, J. (L 1-2)	418	2:42
* 03-19-22	at San Jose State	L 7-8	9	4-14-0	0-5-0	SAUER (L 1-3)	349	3:47
* 03-20-22	at San Jose State	L 8-9	9	4-15-0	0-6-0	BERCOVICH (L 1-2)	375	3:10
03-22-22	at UC San Diego	w 14-7	9	5-15-0	0-6-0	GUZMAN, J. (W 1-2)	385	4:18
* 03-25-22	FRESNO STATE	L 1-3	9	5-16-0	0-7-0	MELTON (L 0-1)	671	3:01
* 03-26-22	FRESNO STATE	L 2-8	9	5-17-0	0-8-0	SAUER (L 1-4)	548	2:46
* 03-27-22	FRESNO STATE	L 0-4	9	5-18-0	0-9-0	FONDTAIN (L 1-3)	565	2:30
03-29-22	UC SAN DIEGO	L 0-4	9	5-19-0	0-9-0	LEONHARDT (L 0-1)	383	3:26
* 04-01-22	at Nevada	w 13-1	9	6-19-0	1-9-0	MELTON (W 1-1)	716	2:55
* 04-02-22	at Nevada	L 6-12	9	6-20-0	1-10-0	SAUER (L 1-5)	981	3:46
* 04-03-22	at Nevada	L 6-8	9	6-21-0	1-11-0	FONDTAIN (L 1-4)	1350	2:49
04-05-22	LONG BEACH STATE	w 5-1	9	7-21-0	1-11-0	CANADA, C. (W 1-0)	337	2:50
* 04-08-22	SAN JOSE STATE	L 0-4	9	7-22-0	1-12-0	MELTON (L 1-2)	487	3:09
* 04-09-22	SAN JOSE STATE	L 8-11	(10)	7-23-0	1-13-0	SERRANO, O. (L 0-2)	828	4:53
* 04-10-22	SAN JOSE STATE	L 3-7	9	7-24-0	1-14-0	FLORES, J. (L 1-3)	531	3:06
04-12-22	at San Diego	L 3-8	9	7-25-0	1-14-0	HARGETT, H. (L 0-1)	1192	3:35
* 04-14-22	at New Mexico	w 10-3	9	8-25-0	2-14-0	MELTON (W 2-2)	1044	3:04
* 04-15-22	at New Mexico	w 14-13	9	9-25-0	3-14-0	TIBBETT (W 1-0)	1244	3:24
* 04-16-22	at New Mexico	w 11-8	8	10-25-0	4-14-0	ARMSTRONG, E. (W 1-0)	1309	3:30
04-18-22	SAN DIEGO	L 1-15	9	10-26-0	4-14-0	LEONHARDT (L 0-2)	304	3:15
04-19-22	at UC San Diego	L 2-4	9	10-27-0	4-14-0	TIBBETT (L 1-1)	272	3:28
04-21-22	GRAND CANYON	L 2-7	9	10-28-0	4-14-0	FLORES, J. (L 1-4)	314	3:16
04-22-22	GRAND CANYON	w 2-1	9	11-28-0	4-14-0	MELTON (W 3-2)	379	2:34
04-23-22	#7 STANFORD	L 6-9	9	11-29-0	4-14-0	FONDTAIN (L 1-5)	712	3:55
04-24-22	#7 STANFORD	L 4-6	9	11-30-0	4-14-0	GUZMAN, J. (L 1-3)	822	3:36
04-26-22	at Long Beach State	w 4-3	9	12-30-0	4-14-0	BRODELL, R. (W 1-1)	1298	3:05

() extra inning game

2022 San Diego State Baseball
Team Game-by-Game for San Diego State (as of Apr 28, 2022)
Batting (All games)

Date	Opponent	ab	r	h	rbi	2b	3b	hr	tb	bb	ibb	sb	cs	hbp	sac	sf	gdp	k	po	a	e	lob	avg
02-18-22	vs TCU	34	3	6	2	0	0	0	6	2	0	1	1	0	0	0	0	13	27	7	0	7	.176
02-19-22	vs Houston	27	4	6	4	1	0	0	7	4	0	0	2	2	0	1	0	6	27	7	1	6	.197
02-20-22	vs California	29	3	6	3	1	0	2	13	2	0	0	2	0	0	0	0	6	24	5	1	1	.200
Feb 22	at UC Irvine	34	3	10	3	1	0	0	11	4	0	0	0	1	1	0	1	6	24	5	1	10	.226
02-25-22	HAWAI'I	31	7	7	7	0	1	0	9	2	0	1	1	1	1	0	0	10	27	10	3	4	.226
02-26-22	UTAH	29	0	3	0	1	0	0	4	5	0	0	0	0	0	0	0	11	27	10	1	7	.207
02-27-22	UTAH	25	4	9	4	1	0	0	10	4	0	1	0	0	2	0	0	7	21	9	1	8	.225
02-28-22	HAWAI'I	52	5	10	5	1	0	0	11	7	2	1	0	6	2	0	0	15	45	17	1	17	.218
03-01-22	UC IRVINE	31	2	5	2	0	0	0	5	5	0	1	0	2	1	0	0	8	27	6	1	10	.212
03-04-22	ARIZONA STATE	35	5	9	4	0	0	0	9	2	0	0	0	1	0	1	0	10	27	14	2	7	.217
03-05-22	ARIZONA STATE	31	4	4	4	0	0	2	10	3	0	1	0	0	0	0	0	8	27	14	2	3	.209
03-06-22	ARIZONA STATE	31	4	8	3	3	0	0	11	7	0	2	1	2	1	0	0	7	27	6	1	13	.213
*03-11-22	UNLV	30	2	5	2	1	1	0	8	3	0	2	0	1	1	0	0	8	27	7	0	6	.210
*03-12-22	UNLV	34	3	9	2	2	0	0	11	3	0	3	1	0	0	0	0	6	27	3	2	7	.214
*03-13-22	UNLV	36	8	13	7	4	0	1	20	5	0	0	1	1	1	1	0	3	27	13	1	9	.225
03-15-22	IOWA	36	4	9	4	2	0	0	11	7	0	2	0	0	0	0	0	20	27	6	1	12	.227
*03-18-22	at San Jose State	33	2	5	2	1	1	0	8	4	0	0	0	2	0	0	0	9	24	12	1	10	.222
*03-19-22	at San Jose State	33	7	11	5	1	0	1	15	10	0	0	0	1	0	0	2	5	24	9	3	10	.228
*03-20-22	at San Jose State	36	8	9	6	0	0	3	18	5	0	4	0	0	1	0	1	4	25	5	0	7	.230
03-22-22	at UC San Diego	38	14	14	12	1	1	0	17	10	0	3	0	2	1	2	0	7	27	10	1	12	.238
*03-25-22	FRESNO STATE	28	1	4	0	0	0	0	4	5	2	2	0	1	2	0	0	13	27	7	3	8	.234
*03-26-22	FRESNO STATE	33	2	7	2	0	1	1	12	0	0	2	0	1	0	0	0	9	27	14	2	5	.233
*03-27-22	FRESNO STATE	30	0	5	0	0	0	0	5	1	0	0	2	2	0	0	0	6	27	12	1	6	.230
03-29-22	UC SAN DIEGO	30	0	4	0	0	0	0	4	2	0	3	0	2	0	0	0	7	27	10	1	7	.226
*04-01-22	at Nevada	43	13	18	12	5	0	2	29	2	0	1	0	0	0	1	1	4	27	13	1	6	.236
*04-02-22	at Nevada	39	6	13	5	2	0	1	18	5	0	2	0	4	0	0	0	9	24	6	4	15	.241
*04-03-22	at Nevada	36	6	10	5	3	0	1	16	5	0	0	1	0	0	0	0	4	24	6	4	8	.242
04-05-22	LONG BEACH STATE	28	5	6	5	1	1	1	12	5	0	1	1	0	0	1	0	6	27	8	0	5	.241
*04-08-22	SAN JOSE STATE	29	0	4	0	0	0	0	4	5	0	1	1	0	0	0	0	7	27	9	1	7	.238
*04-09-22	SAN JOSE STATE	35	8	7	7	0	1	1	12	12	0	9	2	3	0	0	0	7	30	7	3	12	.237
*04-10-22	SAN JOSE STATE	34	3	9	3	0	1	0	11	1	0	4	1	0	0	1	0	3	27	9	0	6	.238
04-12-22	at San Diego	34	3	7	3	2	0	0	9	6	0	0	0	0	1	0	0	7	24	9	1	11	.237
*04-14-22	at New Mexico	43	10	18	9	2	0	3	29	0	0	0	0	1	1	1	1	6	27	11	0	9	.244
*04-15-22	at New Mexico	43	14	18	12	1	1	0	21	3	0	8	0	3	0	1	0	4	27	8	3	9	.250
*04-16-22	at New Mexico	36	11	14	11	3	0	0	17	2	1	4	2	5	0	0	0	5	24	5	0	8	.255
04-18-22	SAN DIEGO	29	1	5	1	3	0	0	8	3	0	1	0	3	0	0	0	8	27	8	5	7	.253
04-19-22	at UC San Diego	31	2	8	2	1	0	0	9	5	0	1	2	0	1	0	0	7	24	6	0	8	.253
04-21-22	GRAND CANYON	30	2	7	2	1	0	0	8	4	0	0	1	0	1	1	0	11	27	8	4	7	.252
04-22-22	GRAND CANYON	28	2	5	2	0	0	0	5	4	0	3	0	0	0	0	0	5	27	12	2	6	.251
04-23-22	STANFORD	31	6	7	4	1	1	0	10	5	0	0	1	0	1	2	0	6	27	11	3	6	.250
04-24-22	STANFORD	31	4	8	3	2	0	0	10	6	0	1	0	1	3	0	0	11	27	15	2	10	.250
04-26-22	at Long Beach State	36	4	11	4	3	0	1	17	3	0	1	2	2	0	0	0	7	27	13	0	10	.252
Totals		1402	195	353	173	51	10	20	484	178	5	66	25	50	22	13	6	321	1120	382	64	342	.252

2022 San Diego State Baseball
 Team Game-by-Game for San Diego State (as of Apr 28, 2022)
 Pitching (All games)

Date	Opponent	ip	h	r	er	bb	so	2b	3b	hr	wp	bk	hbp	dp	ibb	score	w-l	sv	era
02-18-22	vs TCU	9.0	8	5	5	9	11	3	0	0	5	0	2	1	3	3-5	0-1	0	5.00
02-19-22	vs Houston	9.0	7	3	3	4	12	1	1	0	3	1	1	0	0	4-3	1-1	1	4.00
02-20-22	vs California	8.0	10	6	5	5	10	2	0	1	1	0	1	1	0	3-6	1-2	1	4.50
Feb 22	at UC Irvine	8.0	11	13	12	5	13	1	2	1	4	0	2	0	0	3-13	1-3	1	6.62
02-25-22	HAWAII	9.0	6	1	0	1	9	1	0	0	0	0	0	1	0	7-1	2-3	2	5.23
02-26-22	UTAH	9.0	8	4	3	1	11	1	0	1	2	0	0	0	0	0-4	2-4	2	4.85
02-27-22	UTAH	7.0	5	3	3	2	8	1	0	1	0	0	3	1	0	4-3	3-4	2	4.73
02-28-22	HAWAII	15.0	11	8	8	6	21	3	0	0	2	0	8	2	0	5-8	3-5	2	4.74
03-01-22	UC IRVINE	9.0	4	3	3	8	7	2	0	1	0	0	2	1	3	2-3	3-6	2	4.55
03-04-22	ARIZONA STATE	9.0	19	13	5	5	3	4	0	4	0	0	1	0	1	5-13	3-7	2	4.60
03-05-22	ARIZONA STATE	9.0	13	6	5	2	7	3	1	2	0	0	1	2	0	4-6	3-8	2	4.63
03-06-22	ARIZONA STATE	9.0	7	3	3	4	11	1	1	1	1	0	1	1	0	4-3	4-8	3	4.50
*03-11-22	UNLV	9.0	7	5	5	3	11	1	0	2	0	1	1	0	0	2-5	4-9	3	4.54
*03-12-22	UNLV	9.0	5	4	3	7	18	2	0	0	8	0	4	1	1	3-4	4-10	3	4.43
*03-13-22	UNLV	9.0	11	10	7	7	7	2	1	1	1	0	1	1	1	8-10	4-11	3	4.60
03-15-22	IOWA	9.0	9	6	6	6	13	2	0	1	4	0	3	0	0	4-6	4-12	3	4.68
*03-18-22	at San Jose State	8.0	4	3	1	1	7	3	0	1	0	0	0	0	0	2-3	4-13	3	4.50
*03-19-22	at San Jose State	8.0	10	8	4	6	2	0	2	1	2	0	2	1	1	7-8	4-14	3	4.50
*03-20-22	at San Jose State	8.1	10	9	8	4	6	1	1	2	2	0	2	0	1	8-9	4-15	3	4.70
03-22-22	at UC San Diego	9.0	9	7	6	7	12	2	2	1	4	0	2	1	0	14-7	5-15	3	4.77
*03-25-22	FRESNO STATE	9.0	6	3	3	6	14	1	0	1	0	0	1	0	1	1-3	5-16	3	4.68
*03-26-22	FRESNO STATE	9.0	9	8	7	6	8	4	0	0	1	0	2	0	0	2-8	5-17	3	4.79
*03-27-22	FRESNO STATE	9.0	3	4	3	8	9	1	0	0	0	0	0	0	1	0-4	5-18	3	4.71
03-29-22	UC SAN DIEGO	9.0	7	4	3	8	8	1	0	0	1	0	1	2	0	0-4	5-19	3	4.64
*04-01-22	at Nevada	9.0	5	1	0	1	7	0	0	0	1	0	0	1	0	13-1	6-19	3	4.45
*04-02-22	at Nevada	8.0	8	12	8	5	11	4	1	0	3	0	4	0	1	6-12	6-20	3	4.61
*04-03-22	at Nevada	8.0	6	8	3	6	6	1	0	1	0	0	0	0	1	6-8	6-21	3	4.57
04-05-22	LONG BEACH STATE	9.0	5	1	1	5	12	2	0	0	2	0	0	0	0	5-1	7-21	3	4.44
*04-08-22	SAN JOSE STATE	9.0	7	4	4	5	12	1	0	2	1	0	1	3	0	0-4	7-22	3	4.42
*04-09-22	SAN JOSE STATE	10.0	15	11	7	10	14	2	0	2	1	0	0	0	1	8-11	7-23	3	4.49
*04-10-22	SAN JOSE STATE	9.0	9	7	7	3	6	2	0	3	1	0	0	1	0	3-7	7-24	3	4.58
04-12-22	at San Diego	8.0	5	8	4	10	8	2	0	0	3	0	0	0	0	3-8	7-25	3	4.57
*04-14-22	at New Mexico	9.0	11	3	3	2	10	3	0	0	2	0	0	2	0	10-3	8-25	3	4.53
*04-15-22	at New Mexico	9.0	15	13	10	2	6	2	0	4	1	0	1	0	0	14-13	9-25	4	4.69
*04-16-22	at New Mexico	8.0	14	8	8	6	8	3	0	4	0	0	0	0	1	11-8	10-25	5	4.80
04-18-22	SAN DIEGO	9.0	16	15	9	3	8	2	0	1	5	0	3	0	0	1-15	10-26	5	4.92
04-19-22	at UC San Diego	8.0	11	4	4	9	13	1	0	1	0	0	3	0	2	2-4	10-27	5	4.91
04-21-22	GRAND CANYON	9.0	11	7	4	2	6	2	1	0	1	0	1	0	0	2-7	10-28	5	4.88
04-22-22	GRAND CANYON	9.0	5	1	0	0	5	1	0	0	0	0	0	1	0	2-1	11-28	5	4.76
04-23-22	STANFORD	9.0	9	9	9	11	8	1	0	0	5	1	0	0	1	6-9	11-29	5	4.86
04-24-22	STANFORD	9.0	10	6	6	5	6	1	2	1	4	0	1	1	1	4-6	11-30	5	4.89
04-26-22	at Long Beach State	9.0	7	3	3	3	6	3	0	0	2	0	1	0	1	4-3	12-30	6	4.85
Totals		373.1	368	260	201	209	390	76	15	41	73	3	56	25	22	195-260	12-30	6	4.85

2022 San Diego State Baseball
 Overall Statistics for San Diego State (as of Apr 28, 2022)
 (All games Sorted by Batting avg)

Record: 12-30 Home: 5-20 Away: 6-8 Neutral: 1-2 MW: 4-14

Player	avg	gp-gs	ab	r	h	2b	3b	hr	rbi	tb	slg%	bb	hp	so	gdp	ob%	sf	sh	sb-att	po	a	e	fld%	
8 CARRIGG, Cole	.370	41-40	162	24	60	9	1	2	28	77	.475	8	3	23	2	.408	1	4	17-23	100	68	7	.960	
24 RUIZ, Poncho	.310	42-42	158	28	49	7	1	4	23	70	.443	27	4	33	0	.419	2	0	4-5	300	37	8	.977	
1 MILLER, Caden	.286	41-41	154	20	44	2	2	2	19	56	.364	19	10	30	0	.395	2	3	12-14	52	94	9	.942	
21 LEONHARDT, Brian	.252	40-37	135	20	34	5	0	4	23	51	.378	13	2	28	0	.322	2	1	1-3	140	11	3	.981	

42 MONTOYA, Shaun	.292	29-26	89	12	26	2	1	0	7	30	.337	13	1	21	0	.388	0	3	4-7	52	2	1	.982	
14 WEEMS, Irvin	.274	32-26	95	15	26	2	1	2	13	36	.379	13	7	19	0	.397	1	3	11-14	71	0	1	.986	
10 BETHANCOURT, Tino	.248	35-34	101	18	25	5	1	1	11	35	.347	22	7	24	1	.409	2	0	6-7	128	34	6	.964	
18 GLOWACKI, Tyler	.242	30-27	99	9	24	5	0	0	9	29	.293	15	2	16	1	.347	2	2	1-2	49	1	2	.962	
15 CARTER, Xavier	.191	20-14	47	7	9	1	1	0	4	12	.255	6	1	8	0	.296	0	0	0-0	24	0	0	1.000	
48 GIANNOLA, Johnny	.187	34-22	91	11	17	3	2	2	9	30	.330	9	4	22	0	.288	0	1	6-9	26	0	1	.963	
41 JOHNSON, Deron	.169	26-12	65	6	11	4	0	1	4	18	.277	9	0	14	1	.270	0	0	1-1	37	10	1	.979	
45 SIPE, Evan	.167	6-1	6	1	1	1	0	0	2	2	.333	1	1	3	0	.375	0	0	0-0	13	1	0	1.000	
46 HAZELHURST, Trevor	.159	19-8	44	8	7	0	0	2	4	13	.295	6	0	17	1	.260	0	0	0-0	53	1	1	.982	
13 RODRIGUEZ, Alex	.148	25-21	54	4	8	1	0	0	4	9	.167	3	3	25	0	.233	0	3	1-2	32	33	4	.942	
12 FOXCROFT, Max	.143	12-5	21	4	3	1	0	0	5	4	.190	0	2	6	0	.217	0	0	0-0	2	9	3	.786	
3 LEBEAU, Kenny	.132	16-10	38	7	5	2	0	0	4	7	.184	6	2	11	0	.277	1	1	0-0	11	22	2	.943	
9 RHEE, Charlie	.130	18-7	23	1	3	0	0	0	3	3	.130	6	0	8	0	.310	0	1	2-2	11	6	1	.944	
28 FONDTAIN, TJ	.111	14-12	9	0	1	1	0	0	1	2	.222	2	1	4	0	.333	0	0	0-2	2	10	1	.923	
31 BUTCHER, Blake	.000	4-3	6	0	0	0	0	0	0	0	.000	0	0	4	0	.000	0	0	0-0	1	4	1	.833	
2 ZAVOREK, Brady	.000	2-1	3	0	0	0	0	0	0	0	.000	0	0	3	0	.000	0	0	0-0	0	0	0	.000	
5 PYATT, Fisher	.000	2-0	2	0	0	0	0	0	0	0	.000	0	0	2	0	.000	0	0	0-0	0	1	0	1.000	
35 JACKSON, Julian	.000	4-0	0	0	0	0	0	0	0	0	.000	0	0	0	0	.000	0	0	0-0	1	1	0	1.000	
39 MELTON, Troy	.000	8-7	0	0	0	0	0	0	0	0	.000	0	0	0	0	.000	0	0	0-0	3	5	0	1.000	
26 SERRANO, Omar	.000	8-1	0	0	0	0	0	0	0	0	.000	0	0	0	0	.000	0	0	0-0	0	0	0	.000	
47 ARMSTRONG, Eldridge	.000	12-2	0	0	0	0	0	0	0	0	.000	0	0	0	0	.000	0	0	0-0	1	1	0	1.000	
38 FAULKS, Ryan	.000	4-0	0	0	0	0	0	0	0	0	.000	0	0	0	0	.000	0	0	0-0	0	1	0	1.000	
11 JONES, Avery	.000	12-0	0	0	0	0	0	0	0	0	.000	0	0	0	0	.000	0	0	0-0	1	3	0	1.000	
23 GUZMAN, Jonny	.000	17-1	0	0	0	0	0	0	0	0	.000	0	0	0	0	.000	0	0	0-0	0	3	1	.750	
36 FLORES, Jacob	.000	14-6	0	0	0	0	0	0	0	0	.000	0	0	0	0	.000	0	0	0-0	3	4	2	.778	
25 HARGETT, Hunter	.000	8-0	0	0	0	0	0	0	0	0	.000	0	0	0	0	.000	0	0	0-0	0	0	0	.000	
30 CRANTON, Hunter	.000	6-1	0	0	0	0	0	0	0	0	.000	0	0	0	0	.000	0	0	0-0	1	0	0	1.000	
50 SAUER, Kelena	.000	12-7	0	0	0	0	0	0	0	0	.000	0	0	0	0	.000	0	0	0-0	2	5	6	.538	
29 BRODELL, Robert	.000	8-0	0	0	0	0	0	0	0	0	.000	0	0	0	0	.000	0	0	0-0	1	2	2	.600	
40 BERCOVICH, Jadon	.000	14-0	0	0	0	0	0	0	0	0	.000	0	0	0	0	.000	0	0	0-0	2	5	0	1.000	
27 INGRASSIA, Joseph	.000	5-0	0	0	0	0	0	0	0	0	.000	0	0	0	0	.000	0	0	0-0	0	1	0	1.000	
32 TIBBETT, Ricky	.000	16-0	0	0	0	0	0	0	0	0	.000	0	0	0	0	.000	0	0	0-0	0	3	1	.750	
22 CANADA, Chris	.000	11-4	0	0	0	0	0	0	0	0	.000	0	0	0	0	.000	0	0	0-0	1	4	0	1.000	
Totals	.252	42	1402	195	353	51	10	20	173	484	.345	178	50	321	6	.354	13	22	66-91	1120	382	64	.959	
Opponents	.256	42	1439	260	368	76	15	41	230	597	.415	209	56	390	3	.369	12	23	31-45	1129	429	39	.976	

LOB - Team (342), Opp (359). DPs turned - Team (25), Opp (26). CI - Team (0), Opp (1). IBB - Team (5), RUIZ, P. 3, LEONHARDT 1, GIANNOLA 1, Opp (22). Picked off - MONTOYA, S. 2, CARRIGG 2, BETHANCOURT 1, RODRIGUEZ, A. 1, WEEMS, I. 1, RUIZ, P. 1.

2022 San Diego State Baseball
Overall Statistics for San Diego State (as of Apr 28, 2022)
(All games Sorted by Earned run avg)

Player	era	w-l	app	gs	cg	sho	sv	ip	h	r	er	bb	so	2b	3b	hr	b/avg	wp	hp	bk	sfa	sha
28 FONDTAIN, TJ	5.36	1-5	10	9	0	0/0	0	45.1	43	36	27	24	37	6	0	8	.243	3	4	1	1	2

39 MELTON, Troy	1.38	3-2	7	7	1	0/0	0	39.0	29	10	6	9	42	8	0	1	.201	1	1	0	1	2
40 BERCOVICH, Jadon	2.35	1-2	14	0	0	0/0	1	23.0	16	9	6	6	31	4	1	0	.195	2	5	1	0	2
35 JACKSON, Julian	3.38	0-0	4	0	0	0/0	0	5.1	7	3	2	3	2	0	1	0	.333	2	1	0	1	1
29 BRODELL, Robert	3.68	1-1	8	0	0	0/0	0	14.2	17	13	6	11	10	5	0	1	.288	5	2	0	0	2
23 GUZMAN, Jonny	3.81	1-3	17	1	0	0/0	2	28.1	21	17	12	18	41	6	0	3	.212	8	6	0	2	4
30 CRANTON, Hunter	3.86	0-1	6	1	0	0/0	0	9.1	8	5	4	3	13	4	1	1	.216	3	0	0	0	0
47 ARMSTRONG, Eldridge	3.92	1-0	12	2	0	0/0	0	20.2	27	9	9	10	19	4	0	5	.346	6	3	0	1	3
22 CANADA, Chris	4.30	1-0	11	4	0	0/0	0	29.1	29	14	14	19	26	4	1	3	.264	6	2	0	1	1
32 TIBBETT, Ricky	5.22	1-1	16	0	0	0/0	1	29.1	33	18	17	14	25	5	1	6	.277	1	1	0	0	2
50 SAUER, Kelena	5.29	1-5	12	7	0	0/0	2	34.0	36	30	20	20	35	7	4	4	.263	12	10	0	1	2
36 FLORES, Jacob	5.72	1-4	14	6	0	0/0	0	39.1	44	30	25	23	40	10	3	5	.278	5	3	0	1	1
25 HARGETT, Hunter	6.14	0-1	8	0	0	0/0	0	7.1	6	8	5	9	16	0	0	2	.214	4	6	1	0	0
26 SERRANO, Omar	6.59	0-2	8	1	0	0/0	0	13.2	10	13	10	15	18	2	0	1	.204	5	4	0	1	0
11 JONES, Avery	6.61	0-0	12	0	0	0/0	0	16.1	11	12	12	9	10	2	1	0	.208	1	2	0	1	1
27 INGRASSIA, Joseph	8.53	0-0	5	0	0	0/0	0	6.1	8	6	6	5	8	3	1	0	.308	3	1	0	0	0
21 LEONHARDT, Brian	10.57	0-2	4	3	0	0/0	0	7.2	14	15	9	5	10	4	0	0	.359	3	3	0	1	0
38 FAULKS, Ryan	13.50	0-0	4	0	0	0/0	0	3.1	5	6	5	3	5	0	1	0	.313	3	2	0	0	0
8 CARRIGG, Cole	54.00	0-1	1	1	0	0/0	0	1.0	4	6	6	3	2	2	0	1	.571	0	0	0	0	0
Totals	4.85	12-30	42	42	1	0/0	6	373.1	368	260	201	209	390	76	15	41	.256	73	56	3	12	23
Opponents	3.99	30-12	42	42	0	4/4	16	376.1	353	195	167	178	321	51	10	20	.252	41	50	6	13	22

PB - Team (16), RUIZ, P. 9, JOHNSON, D. 3, CARRIGG 3, SIPE, E. 1, Opp (4). Pickoffs - Team (4), RUIZ, P. 3, FONDTAIN 1, Opp (8). SBA/ATT - RUIZ, P. (27-38), ARMSTRONG, E. (2-7), GUZMAN, J. (5-5), SAUER (3-5), MELTON (3-4), FONDTAIN (3-4), SERRANO, O. (3-4), JOHNSON, D. (3-4), TIBBETT (3-3), CRANTON, H. (2-2), CARRIGG (2-2), CANADA, C. (1-2), HARGETT, H. (2-2), JONES, Av. (0-2), LEONHARDT (1-1), FLORES, J. (0-1), BERCOVICH (1-1), JACKSON, JI. (1-1).

2022 San Diego State Baseball
Overall Statistics for San Diego State (as of Apr 28, 2022)
(All games Sorted by Fielding pct)

Player	c	po	a	e	fld%	dp	sba	csb	sba%	pb	ci
15 CARTER, Xavier	24	24	0	0	1.000	0	0	0	---	0	0
45 SIPE, Evan	14	13	1	0	1.000	0	0	0	---	1	0
39 MELTON, Troy	8	3	5	0	1.000	2	3	1	.750	0	0
40 BERCOVICH, Jadon	7	2	5	0	1.000	0	1	0	1.000	0	0
22 CANADA, Chris	5	1	4	0	1.000	0	1	1	.500	0	0
11 JONES, Avery	4	1	3	0	1.000	1	0	2	.000	0	0
47 ARMSTRONG, Eldridge	2	1	1	0	1.000	0	2	5	.286	0	0
35 JACKSON, Julian	2	1	1	0	1.000	0	1	0	1.000	0	0
27 INGRASSIA, Joseph	1	0	1	0	1.000	0	0	0	---	0	0
5 PYATT, Fisher	1	0	1	0	1.000	0	0	0	---	0	0
30 CRANTON, Hunter	1	1	0	0	1.000	0	2	0	1.000	0	0
38 FAULK, Ryan	1	0	1	0	1.000	0	0	0	---	0	0
14 WEEMS, Irvin	72	71	0	1	.986	0	0	0	---	0	0
42 MONTOYA, Shaun	55	52	2	1	.982	0	0	0	---	0	0
46 HAZELHURST, Trevor	55	53	1	1	.982	2	0	0	---	0	0
21 LEONHARDT, Brian	154	140	11	3	.981	11	1	0	1.000	0	0
41 JOHNSON, Deron	48	37	10	1	.979	1	3	1	.750	3	0
24 RUIZ, Poncho	345	300	37	8	.977	2	27	11	.711	9	0
10 BETHANCOURT, Tino	168	128	34	6	.964	9	0	0	---	0	0
48 GIANNOLA, Johnny	27	26	0	1	.963	0	0	0	---	0	0
18 GLOWACKI, Tyler	52	49	1	2	.962	1	0	0	---	0	0
8 CARRIGG, Cole	175	100	68	7	.960	12	2	0	1.000	3	0
9 RHEE, Charlie	18	11	6	1	.944	1	0	0	---	0	0
3 LEBEAU, Kenny	35	11	22	2	.943	3	0	0	---	0	0
13 RODRIGUEZ, Alex	69	32	33	4	.942	5	0	0	---	0	0
1 MILLER, Caden	155	52	94	9	.942	13	0	0	---	0	0
28 FONDTAIN, TJ	13	2	10	1	.923	0	3	1	.750	0	0
31 BUTCHER, Blake	6	1	4	1	.833	0	0	0	---	0	0
12 FOXCROFT, Max	14	2	9	3	.786	0	0	0	---	0	0
36 FLORES, Jacob	9	3	4	2	.778	0	0	1	.000	0	0
23 GUZMAN, Jonny	4	0	3	1	.750	0	5	0	1.000	0	0
32 TIBBETT, Ricky	4	0	3	1	.750	0	3	0	1.000	0	0
29 BRODELL, Robert	5	1	2	2	.600	1	0	0	---	0	0
50 SAUER, Kelena	13	2	5	6	.538	0	3	2	.600	0	0
2 ZAVOREK, Brady	0	0	0	0	.000	0	0	0	---	0	0
25 HARGETT, Hunter	0	0	0	0	.000	0	2	0	1.000	0	0
26 SERRANO, Omar	0	0	0	0	.000	0	3	1	.750	0	0
Totals	1566	1120	382	64	.959	25	31	14	.689	16	0
Opponents	1597	1129	429	39	.976	26	66	25	.725	4	1

Hitting minimums - 1 Games 2.5 AB/Game

Pitching minimums - 1 Games 1.0 IP/Game

2022 San Diego State Baseball
 Conference statistics for San Diego State (as of Apr 28, 2022)
 (MW games only Sorted by Fielding pct)

Player	c	po	a	e	fld%	dp	sba	csb	sba%	pb	ci
48 GIANNOLA, Johnny	10	10	0	0	1.000	0	0	0	---	0	0
41 JOHNSON, Deron	10	9	1	0	1.000	0	0	0	---	0	0
45 SIPE, Evan	9	8	1	0	1.000	0	0	0	---	1	0
15 CARTER, Xavier	8	8	0	0	1.000	0	0	0	---	0	0
39 MELTON, Troy	8	3	5	0	1.000	2	3	0	1.000	0	0
9 RHEE, Charlie	7	4	3	0	1.000	1	0	0	---	0	0
28 FONDTAIN, TJ	5	2	3	0	1.000	0	2	0	1.000	0	0
22 CANADA, Chris	3	0	3	0	1.000	0	0	1	.000	0	0
40 BERCOVICH, Jadon	2	0	2	0	1.000	0	0	0	---	0	0
36 FLORES, Jacob	2	1	1	0	1.000	0	0	0	---	0	0
11 JONES, Avery	2	1	1	0	1.000	0	0	2	.000	0	0
21 LEONHARDT, Brian	73	65	7	1	.986	7	0	0	---	0	0
46 HAZELHURST, Trevor	49	47	1	1	.980	1	0	0	---	0	0
8 CARRIGG, Cole	77	38	37	2	.974	6	0	0	---	0	0
24 RUIZ, Poncho	152	135	13	4	.974	1	11	2	.846	4	0
14 WEEMS, Irvin	33	32	0	1	.970	0	0	0	---	0	0
42 MONTOYA, Shaun	31	29	1	1	.968	0	0	0	---	0	0
18 GLOWACKI, Tyler	23	21	1	1	.957	1	0	0	---	0	0
10 BETHANCOURT, Tino	49	31	15	3	.939	2	0	0	---	0	0
13 RODRIGUEZ, Alex	15	8	6	1	.933	1	0	0	---	0	0
1 MILLER, Caden	67	17	43	7	.896	6	0	0	---	0	0
3 LEBEAU, Kenny	8	2	5	1	.875	0	0	0	---	0	0
23 GUZMAN, Jonny	3	0	2	1	.667	0	4	0	1.000	0	0
32 TIBBETT, Ricky	3	0	2	1	.667	0	1	0	1.000	0	0
12 FOXCROFT, Max	3	0	2	1	.667	0	0	0	---	0	0
50 SAUER, Kelena	5	1	1	3	.400	0	0	0	---	0	0
26 SERRANO, Omar	0	0	0	0	.000	0	0	0	---	0	0
29 BRODELL, Robert	0	0	0	0	.000	0	0	0	---	0	0
27 INGRASSIA, Joseph	0	0	0	0	.000	0	0	0	---	0	0
47 ARMSTRONG, Eldridge	0	0	0	0	.000	0	0	0	---	0	0
30 CRANTON, Hunter	0	0	0	0	.000	0	1	0	1.000	0	0
Totals	657	472	156	29	.956	10	11	3	.786	5	0
Opponents	686	486	180	20	.971	11	42	11	.792	2	0

Hitting minimums - 1 Games 2.5 AB/Game
 Pitching minimums - 1 Games 1.0 IP/Game

2022 San Diego State Baseball
 Games Summary for San Diego State (as of Apr 28, 2022)
 (All games)

Score by innings	1	2	3	4	5	6	7	8	9	EX	Total
San Diego State	18	13	29	20	24	32	21	24	14	0	195
Opponents	31	26	30	24	28	27	33	32	23	6	260

Record when ...											
Overall	12-30							After 6 leading	11-8		
Conference	4-14						 trailing	1-21		
Non-Conference	8-16						 tied	0-1		
Home games	5-20							After 7 leading	11-6		
Away games	6-8						 trailing	0-23		
Neutral site	1-2						 tied	0-1		
Day games	3-9							After 8 leading	10-2		
Night games	9-21						 trailing	0-25		
vs Left starter	2-8						 tied	0-3		
vs Right starter	10-22										
1-Run games	6-5							Hit 0 home runs	8-21		
2-Run games	0-8							... 1 home run	2-6		
5+Run games	4-7							... 2+ home runs	2-3		
Extra innings	0-2										
Shutouts	0-4							Opponent 0 home runs	7-10		
							 1 home run	3-13		
Scoring 0-2 runs	1-12						 2+ HRs	2-7		
..... 3-5 runs	5-11										
..... 6-9 runs	1-7							Made 0 errors	4-5		
..... 10+ runs	5-0						 1 error	5-12		
							 2+ errors	3-13		
Opponent 0-2 runs	4-0										
..... 3-5 runs	5-11							Opp. made 0 errors	5-15		
..... 6-9 runs	2-13						 1 error	3-9		
..... 10+ runs	1-6						 2+ errors	4-6		
Scored in 1st inning	4-5							Out-hit opponent	9-9		
Opp. scored in 1st	3-12							Out-hit by opponent	1-19		
Scores first	9-7							Hits are tied	2-2		
Opp. scores first	3-23										

Record when team scores:											
Runs	0	1	2	3	4	5	6	7	8	9	10+
W-L	0-4	0-2	1-6	0-6	4-3	1-2	0-3	1-1	0-3	0-0	5-0

Record when opponent scores:											
Runs	0	1	2	3	4	5	6	7	8	9	10+
W-L	0-0	4-0	0-0	5-3	0-6	0-2	0-4	1-2	1-5	0-2	1-6

Record when leading after:									
Inn.	1	2	3	4	5	6	7	8	
W-L	3-4	5-4	9-5	7-6	6-7	11-8	11-6	10-2	

Record when trailing after:								
Inn.	1	2	3	4	5	6	7	8
W-L	0-12	0-16	0-19	3-21	4-20	1-21	0-23	0-25

Record when tied after:								
Inn.	1	2	3	4	5	6	7	8
W-L	9-14	7-10	3-6	2-3	2-3	0-1	0-1	0-3

Current winning streak: 1
 Longest winning streak: 3
 Longest losing streak: 7

Home attendance : 13353 (25 dates avg = 534)
 Away attendance : 11514 (17 dates avg = 677)
 Total attendance: 24867 (42 dates avg = 592)

2022 San Diego State Baseball
Miscellaneous Stats for San Diego State (as of Apr 28, 2022)
(All games)

Multiple Hit Games	2	3	4	5+	Total
8 CARRIGG, Cole	13	5	-	1	19
1 MILLER, Caden	12	1	-	-	13
24 RUIZ, Poncho	9	2	1	-	12
21 LEONHARDT, Brian	11	-	-	-	11
42 MONTOYA, Shaun	6	-	2	-	8
14 WEEMS, Irvin	6	2	-	-	8
48 GIANNOLA, Johnny	5	-	-	-	5
18 GLOWACKI, Tyler	2	3	-	-	5
10 BETHANCOURT, Tin	2	1	-	-	3
41 JOHNSON, Deron	2	-	-	-	2
15 CARTER, Xavier	2	-	-	-	2
13 RODRIGUEZ, Alex	-	1	-	-	1
46 HAZELHURST, Trev	-	1	-	-	1
TEAM	70	16	3	1	90

Multiple RBI Games	2	3	4	5+	Total
8 CARRIGG, Cole	7	1	1	-	9
21 LEONHARDT, Brian	4	1	-	1	6
24 RUIZ, Poncho	5	-	-	-	5
1 MILLER, Caden	2	1	1	-	4
14 WEEMS, Irvin	2	1	-	-	3
12 FOXCROFT, Max	2	-	-	-	2
42 MONTOYA, Shaun	2	-	-	-	2
41 JOHNSON, Deron	2	-	-	-	2
48 GIANNOLA, Johnny	2	-	-	-	2
13 RODRIGUEZ, Alex	1	-	-	-	1
3 LEBEAU, Kenny	1	-	-	-	1
45 SIPE, Evan	1	-	-	-	1
9 RHEE, Charlie	1	-	-	-	1
18 GLOWACKI, Tyler	-	1	-	-	1
10 BETHANCOURT, Tin	1	-	-	-	1
15 CARTER, Xavier	1	-	-	-	1
TEAM	34	5	2	1	42

Hitting Streaks	Longest	Current
24 RUIZ, Poncho	9	6
21 LEONHARDT, Brian	8	2
8 CARRIGG, Cole	8	4
1 MILLER, Caden	8	1
10 BETHANCOURT, Tin	7	2
14 WEEMS, Irvin	6	2
42 MONTOYA, Shaun	5	-
18 GLOWACKI, Tyler	4	-
12 FOXCROFT, Max	3	-
41 JOHNSON, Deron	3	-
48 GIANNOLA, Johnny	2	-
13 RODRIGUEZ, Alex	2	-
3 LEBEAU, Kenny	2	-
46 HAZELHURST, Trev	2	1
15 CARTER, Xavier	2	-
9 RHEE, Charlie	1	-
45 SIPE, Evan	1	-
28 FONDTAIN, TJ	1	1

Reached Base Streaks	Longest	Current
10 BETHANCOURT, Tin	17	2
24 RUIZ, Poncho	15	13
14 WEEMS, Irvin	14	14
1 MILLER, Caden	13	7
8 CARRIGG, Cole	13	4
21 LEONHARDT, Brian	11	11
18 GLOWACKI, Tyler	10	2
42 MONTOYA, Shaun	9	3
3 LEBEAU, Kenny	6	-
41 JOHNSON, Deron	6	-
12 FOXCROFT, Max	4	-
13 RODRIGUEZ, Alex	4	-
15 CARTER, Xavier	4	3
48 GIANNOLA, Johnny	3	-
46 HAZELHURST, Trev	3	3
45 SIPE, Evan	3	-
9 RHEE, Charlie	2	-
28 FONDTAIN, TJ	2	1

2022 San Diego State Baseball
Miscellaneous Stats for San Diego State (as of Apr 28, 2022)
(All games)

Starting Lineup By Position
(Team W-L record when starter)

PITCHER:		
28 FONDTAIN, TJ	9	(2-7)
39 MELTON, Troy	7	(3-4)
50 SAUER, Kelena	7	(1-6)
36 FLORES, Jacob	6	(3-3)
22 CANADA, Chris	4	(2-2)
21 LEONHARDT, Bria	3	(0-3)
47 ARMSTRONG, Eldr	2	(1-1)
8 CARRIGG, Cole	1	(0-1)
23 GUZMAN, Jonny	1	(0-1)
30 CRANTON, Hunter	1	(0-1)
26 SERRANO, Omar	1	(0-1)
CATCHER:		
24 RUIZ, Poncho	33	(9-24)
8 CARRIGG, Cole	5	(1-4)
41 JOHNSON, Deron	3	(1-2)
45 SIPE, Evan	1	(1-0)
FIRST BASE:		
21 LEONHARDT, Bria	21	(7-14)
10 BETHANCOURT, Ti	15	(3-12)
46 HAZELHURST, Tre	5	(1-4)
41 JOHNSON, Deron	1	(1-0)
SECOND BASE:		
13 RODRIGUEZ, Alex	14	(4-10)
8 CARRIGG, Cole	14	(3-11)
1 MILLER, Caden	10	(4-6)
3 LEBEAU, Kenny	2	(1-1)
9 RHEE, Charlie	2	(0-2)
THIRD BASE:		
10 BETHANCOURT, Ti	19	(8-11)
3 LEBEAU, Kenny	8	(0-8)
13 RODRIGUEZ, Alex	7	(1-6)
12 FOXCROFT, Max	5	(2-3)
31 BUTCHER, Blake	3	(1-2)
SHORTSTOP:		
1 MILLER, Caden	31	(7-24)
8 CARRIGG, Cole	11	(5-6)
LEFT FIELD:		
48 GIANNOLA, Johnn	17	(5-12)
15 CARTER, Xavier	12	(3-9)
18 GLOWACKI, Tyler	7	(3-4)
9 RHEE, Charlie	4	(0-4)
46 HAZELHURST, Tre	2	(1-1)
CENTER FIELD:		
14 WEEMS, Irvin	23	(7-16)
42 MONTOYA, Shaun	10	(3-7)
8 CARRIGG, Cole	9	(2-7)
RIGHT FIELD:		
18 GLOWACKI, Tyler	20	(5-15)
42 MONTOYA, Shaun	16	(5-11)
14 WEEMS, Irvin	3	(1-2)
15 CARTER, Xavier	2	(0-2)
9 RHEE, Charlie	1	(1-0)
DESIGNATED HITTER:		
21 LEONHARDT, Bria	14	(4-10)
24 RUIZ, Poncho	9	(3-6)
41 JOHNSON, Deron	8	(1-7)
48 GIANNOLA, Johnn	5	(2-3)
28 FONDTAIN, TJ	3	(1-2)
2 ZAVOREK, Brady	1	(0-1)
8 CARRIGG, Cole	1	(0-1)
46 HAZELHURST, Tre	1	(1-0)

Starting Lineup By Lineup Spot
(Team W-L record when starter)

LEADOFF:		
1 MILLER, Caden	34	(9-25)
14 WEEMS, Irvin	8	(3-5)
2ND SPOT:		
42 MONTOYA, Shaun	19	(7-12)
8 CARRIGG, Cole	14	(2-12)
18 GLOWACKI, Tyler	7	(3-4)
14 WEEMS, Irvin	1	(0-1)
48 GIANNOLA, Johnn	1	(0-1)
3RD SPOT:		
24 RUIZ, Poncho	40	(11-29)
8 CARRIGG, Cole	2	(1-1)
CLEANUP:		
8 CARRIGG, Cole	21	(7-14)
21 LEONHARDT, Bria	8	(3-5)
48 GIANNOLA, Johnn	8	(1-7)
24 RUIZ, Poncho	2	(1-1)
41 JOHNSON, Deron	2	(0-2)
28 FONDTAIN, TJ	1	(0-1)
5TH SPOT:		
21 LEONHARDT, Bria	13	(3-10)
18 GLOWACKI, Tyler	7	(1-6)
48 GIANNOLA, Johnn	6	(3-3)
41 JOHNSON, Deron	5	(1-4)
10 BETHANCOURT, Ti	5	(1-4)
15 CARTER, Xavier	2	(0-2)
14 WEEMS, Irvin	2	(2-0)
28 FONDTAIN, TJ	1	(0-1)
46 HAZELHURST, Tre	1	(1-0)
6TH SPOT:		
10 BETHANCOURT, Ti	8	(3-5)
18 GLOWACKI, Tyler	7	(2-5)
14 WEEMS, Irvin	5	(0-5)
46 HAZELHURST, Tre	4	(2-2)
8 CARRIGG, Cole	3	(1-2)
15 CARTER, Xavier	3	(0-3)
9 RHEE, Charlie	3	(0-3)
48 GIANNOLA, Johnn	3	(1-2)
21 LEONHARDT, Bria	3	(3-0)
42 MONTOYA, Shaun	2	(0-2)
2 ZAVOREK, Brady	1	(0-1)
7TH SPOT:		
21 LEONHARDT, Bria	8	(1-7)
10 BETHANCOURT, Ti	7	(2-5)
14 WEEMS, Irvin	6	(1-5)
18 GLOWACKI, Tyler	5	(1-4)
41 JOHNSON, Deron	4	(1-3)
15 CARTER, Xavier	4	(2-2)
48 GIANNOLA, Johnn	3	(2-1)
31 BUTCHER, Blake	1	(0-1)
42 MONTOYA, Shaun	1	(0-1)
9 RHEE, Charlie	1	(1-0)
46 HAZELHURST, Tre	1	(0-1)
28 FONDTAIN, TJ	1	(1-0)
8TH SPOT:		
10 BETHANCOURT, Ti	9	(2-7)
13 RODRIGUEZ, Alex	8	(0-8)
15 CARTER, Xavier	5	(1-4)
3 LEBEAU, Kenny	5	(1-4)
42 MONTOYA, Shaun	3	(1-2)
21 LEONHARDT, Bria	3	(1-2)
12 FOXCROFT, Max	2	(1-1)
1 MILLER, Caden	2	(1-1)
18 GLOWACKI, Tyler	1	(1-0)
45 SIPE, Evan	1	(1-0)

2022 San Diego State Baseball
Miscellaneous Stats for San Diego State (as of Apr 28, 2022)
(All games)

STARTERS SUMMARY

Player	GS	Position											Batting Order														
		p	c	1b	2b	3b	ss	lf	cf	rf	of	dh	1st	2nd	3rd	4th	5th	6th	7th	8th	9th						
24 RUIZ, Poncho	42	.	33	9	.	.	40	2
1 MILLER, Caden	41	.	.	.	10	.	31	34	2	5
8 CARRIGG, Cole	40	1	5	.	14	.	11	.	9	1	.	14	2	21	.	3
21 LEONHARDT, B	37	3	.	21	14	8	13	3	8	3	.	.	.
10 BETHANCOURT	34	.	.	15	.	19	5	8	7	9	5	.	.
18 GLOWACKI, Ty	27	7	.	20	7	.	.	.	7	7	5	1	.	.	.
14 WEEMS, Irvin	26	23	3	8	1	.	.	.	2	5	6	1	3	.	.
42 MONTOYA, Sha	26	10	16	19	2	1	3	1	.	.
48 GIANNOLA, Jo	22	17	5	.	1	.	8	6	3	3	1
13 RODRIGUEZ, A	21	.	.	.	14	7	8	13	.	.
15 CARTER, Xavie	14	12	.	2	2	3	4	5	.	.	.
28 FONDRAIN, TJ	12	9	3	1	1	.	1
41 JOHNSON, Der	12	.	3	1	8	2	5	.	4	1	.	.	.
3 LEBEAU, Kenny	10	.	.	.	2	8	5	5	.	.
46 HAZELHURST,	8	.	.	5	.	.	.	2	1	1	4	1	.	2	.	.
39 MELTON, Troy	7	7
50 SAUER, Kelena	7	7
9 RHEE, Charlie	7	.	.	.	2	.	4	.	1	3	1	.	3	.	.
36 FLORES, Jacob	6	6
12 FOXCROFT, Ma	5	5	2	3	.
22 CANADA, Chris	4	4
31 BUTCHER, Blak	3	3	1	.	2	.
47 ARMSTRONG,	2	2
30 CRANTON, Hun	1	1
26 SERRANO, Om	1	1
23 GUZMAN, Jonn	1	1
2 ZAVOREK, Brad	1	1	1
45 SIPE, Evan	1	.	1	1	.	.

2022 San Diego State Baseball
 Individual Season/Career Summary for San Diego State (as of Apr 28, 2022)
 (All games Sorted by Fielding pct)

Player	SEASON						CAREER													
	CH	PO	A	E	Fld%	SBA	CSB	SBA%	PB	CI	Ch	PO	A	E	Fld%	SBA	CSB	SBA%	PB	CI
15 CARTER, Xavier	24	24	0	0	1.000	0	0	---	0	0	27	27	0	0	1.000	0	0	---	0	0
45 SIPE, Evan	14	13	1	0	1.000	0	0	---	1	0	14	13	1	0	1.000	0	0	---	1	0
39 MELTON, Troy	8	3	5	0	1.000	3	1	.750	0	0	26	6	18	2	.923	14	6	.700	0	0
40 BERCOVICH, Jadon	7	2	5	0	1.000	1	0	1.000	0	0	7	2	5	0	1.000	1	0	1.000	0	0
22 CANADA, Chris	5	1	4	0	1.000	1	1	.500	0	0	5	1	4	0	1.000	1	1	.500	0	0
11 JONES, Avery	4	1	3	0	1.000	0	2	.000	0	0	5	1	4	0	1.000	0	2	.000	0	0
35 JACKSON, Julian	2	1	1	0	1.000	1	0	1.000	0	0	2	1	1	0	1.000	1	0	1.000	0	0
47 ARMSTRONG, Eldridge	2	1	1	0	1.000	2	5	.286	0	0	2	1	1	0	1.000	2	5	.286	0	0
27 INGRASSIA, Joseph	1	0	1	0	1.000	0	0	---	0	0	1	0	1	0	1.000	0	0	---	0	0
5 PYATT, Fisher	1	0	1	0	1.000	0	0	---	0	0	37	14	18	5	.865	0	0	---	0	0
38 FAULKS, Ryan	1	0	1	0	1.000	0	0	---	0	0	1	0	1	0	1.000	0	0	---	0	0
30 CRANTON, Hunter	1	1	0	0	1.000	2	0	1.000	0	0	1	1	0	0	1.000	2	0	1.000	0	0
14 WEEMS, Ivin	72	71	0	1	.986	0	0	---	0	0	72	71	0	1	.986	0	0	---	0	0
42 MONTONA, Shaun	55	52	2	1	.982	0	0	---	0	0	55	52	2	1	.982	0	0	---	0	0
46 HAZELHURST, Trevor	55	53	1	1	.981	0	0	---	0	0	55	53	1	1	.982	0	0	---	0	0
21 LEONHARDT, Brian	154	140	11	3	.981	1	0	1.000	0	0	523	466	42	15	.971	3	1	.750	0	0
41 JOHNSON, Deron	48	37	10	1	.979	3	1	.750	3	0	109	90	17	2	.982	9	1	.900	7	0
24 RUIZ, Poncho	345	300	37	8	.977	27	11	.711	9	0	423	371	43	9	.979	32	12	.727	11	0
10 BETHANCOURT, Thno	168	128	34	6	.964	0	0	---	0	0	168	128	34	6	.964	0	0	---	0	0
48 GIANNOLA, Johnny	27	26	0	1	.963	0	0	---	0	0	27	26	0	1	.963	0	0	---	0	0
18 GLOWACKI, Tyler	52	49	1	2	.962	0	0	---	0	0	52	49	1	2	.962	0	0	---	0	0
8 CARRIGG, Cole	175	100	68	7	.960	2	0	1.000	3	0	240	133	89	18	.925	3	0	1.000	3	0
9 RHEE, Charlie	18	11	6	1	.944	0	0	---	0	0	28	21	6	1	.964	0	0	---	0	0
3 LEBEAU, Kenny	35	11	22	2	.943	0	0	---	0	0	35	11	22	2	.943	0	0	---	0	0
13 RODRIGUEZ, Alex	69	32	33	4	.942	0	0	---	0	0	69	32	33	4	.942	0	0	---	0	0
1 MILLER, Caden	155	52	94	9	.942	0	0	---	0	0	368	132	221	15	.959	0	0	---	0	0
28 FONDTRAIN, TJ	13	2	10	1	.923	3	1	.750	0	0	30	18	10	2	.933	3	1	.750	0	0
31 BUTCHER, Blake	6	1	4	1	.833	0	0	---	0	0	6	1	4	1	.833	0	0	---	0	0
12 FOXCROFT, Max	14	2	9	3	.786	0	0	---	0	0	27	6	16	5	.815	0	0	---	0	0
36 FLORES, Jacob	9	3	4	2	.778	0	1	.000	0	0	25	3	18	4	.840	7	3	.700	0	0
23 GUZMAN, Jonny	4	0	3	1	.750	5	0	1.000	0	0	4	0	3	1	.750	6	0	1.000	0	0
32 TIBBETT, Ricky	4	0	3	1	.750	3	0	1.000	0	0	13	2	10	1	.923	3	2	.600	0	0
29 BRODELL, Robert	5	1	2	2	.600	0	0	---	0	0	5	1	2	2	.600	0	0	---	0	0
50 SAUER, Kelena	13	2	5	6	.538	3	2	.600	0	0	14	3	5	6	.571	3	2	.600	0	0
25 HARGETT, Hunter	0	0	0	0	.000	2	1	1.000	0	0	0	0	0	0	.000	2	1	1.000	0	0
26 SERRANO, Omar	0	0	0	0	.000	3	3	.750	0	0	0	0	0	0	.000	3	1	.750	0	0
2 ZAVOREK, Brady	0	0	0	0	.000	0	0	---	0	0	0	0	0	0	.000	0	0	---	0	0
Totals	1566	1120	382	64	.959	31	14	.689	16	1	1566	1120	382	64	.959	31	14	.689	16	1
Opponents	1597	1129	429	39	.976	66	25	.725	4	1	1597	1129	429	39	.976	66	25	.725	4	1

Individual Career History

ARMSTRONG, Eldridge

Year	avg	gp-gs	ab	r	h	2b	3b	hr	rbi	tb	slg%	bb	hbp	so	gdp	ob%	sf	sh	sb-att	po	a	e	fld%
2022	.000	12-2	0	0	0	0	0	0	0	0	.000	0	0	0	0	.000	0	0	0-0	1	1	0	1.000
TOTAL	.000	12-2	0	0	0	0	0	0	0	0	.000	0	0	0	0	.000	0	0	0-0	1	1	0	1.000

Year	era	w-l	app	gs	cq	sho	sv	ip	h	r	er	bb	so	2b	3b	hr	bf	bavg	wp	hbp	bk	sfa	sha
2022	3.92	1-0	12	2	0	0/0	0	20.2	27	9	9	10	19	4	0	5	95	.346	6	3	0	1	3
TOTAL	3.92	1-0	12	2	0	0/0	0	20.2	27	9	9	10	19	4	0	5	95	.346	6	3	0	1	3

SINGLE-GAME HIGHS [all-time ranking]:

Innings pitched: 4.0, at UC San Diego, 04-19-22; at Long Beach State, 04-26-22

Walks allowed: 3, at UC San Diego, 04-19-22

Strikeouts: 5, at UC San Diego, 04-19-22

Batters faced: 22, at UC San Diego, 04-19-22

Field chances: 2, at San Diego, 04-12-22

Putouts: 1, at San Diego, 04-12-22

Assists: 1, at San Diego, 04-12-22

Runners CS: 2 [t-2nd], Long Beach State, 04-05-22; at Long Beach State, 04-26-22

BERCOVICH, Jadon

Year	avg	gp-gs	ab	r	h	2b	3b	hr	rbi	tb	slg%	bb	hbp	so	gdp	ob%	sf	sh	sb-att	po	a	e	fld%
2022	.000	14-0	0	0	0	0	0	0	0	0	.000	0	0	0	0	.000	0	0	0-0	2	5	0	1.000
TOTAL	.000	14-0	0	0	0	0	0	0	0	0	.000	0	0	0	0	.000	0	0	0-0	2	5	0	1.000

Year	era	w-l	app	gs	cq	sho	sv	ip	h	r	er	bb	so	2b	3b	hr	bf	bavg	wp	hbp	bk	sfa	sha
2022	2.35	1-2	14	0	0	0/0	1	23.0	16	9	6	6	31	4	1	0	95	.195	2	5	1	0	2
TOTAL	2.35	1-2	14	0	0	0/0	1	23.0	16	9	6	6	31	4	1	0	95	.195	2	5	1	0	2

SINGLE-GAME HIGHS [all-time ranking]:

Innings pitched: 6.0, Hawai'i, 02-28-22

Walks allowed: 2, Fresno State, 03-25-22

Strikeouts: 7, Hawai'i, 02-28-22

Batters faced: 20, Hawai'i, 02-28-22

Field chances: 3, Hawai'i, 02-28-22

Putouts: 1, Utah, 02-27-22; Hawai'i, 02-28-22

Assists: 2, Hawai'i, 02-28-22

Individual Career History

BETHANCOURT, Tino

Year	avg	gp-gs	ab	r	h	2b	3b	hr	rbi	tb	slg%	bb	hbp	so	gdp	ob%	sf	sh	sb-att	po	a	e	fld%
2022	.248	35-34	101	18	25	5	1	1	11	35	.347	22	7	24	1	.409	2	0	6-7	128	34	6	.964
TOTAL	.248	35-34	101	18	25	5	1	1	11	35	.347	22	7	24	1	.409	2	0	6-7	128	34	6	.964

SINGLE-GAME HIGHS [all-time ranking]:

Hits: 3, at New Mexico, 04-14-22

Doubles: 1, 5 times

Triples: 1 [t-1st], San Jose State, 04-09-22

Home runs: 1 [t-7th], at San Jose State, 03-20-22

Total bases: 4, at San Jose State, 03-20-22; at New Mexico, 04-14-22

RBI: 2, at San Jose State, 03-19-22

Runs scored: 2, Hawai'i, 02-28-22; San Jose State, 04-09-22; at New Mexico, 04-15-22

Walks: 3 [t-2nd], San Jose State, 04-09-22

Hit by pitch: 2 [t-2nd], at New Mexico, 04-16-22

Struck out: 2, 5 times

Sac flies: 1 [t-4th], Arizona State, 03-04-22; at UC San Diego, 03-22-22

At bats: 5, Hawai'i, 02-28-22

Stolen bases: 2 [t-5th], San Jose State, 04-09-22

Caught stealing: 1 [t-2nd], vs Houston, 02-19-22

Field chances: 16 [t-5th], Hawai'i, 02-28-22

Putouts: 14, Hawai'i, 02-28-22

Assists: 4, Stanford, 04-24-22; at Long Beach State, 04-26-22

BRODELL, Robert

Year	avg	gp-gs	ab	r	h	2b	3b	hr	rbi	tb	slg%	bb	hbp	so	gdp	ob%	sf	sh	sb-att	po	a	e	fld%
2022	.000	8-0	0	0	0	0	0	0	0	0	.000	0	0	0	0	.000	0	0	0-0	1	2	2	.600
TOTAL	.000	8-0	0	0	0	0	0	0	0	0	.000	0	0	0	0	.000	0	0	0-0	1	2	2	.600

Year	era	w-l	app	gs	cg	sho	sv	ip	h	r	er	bb	so	2b	3b	hr	bf	bavg	wp	hbp	bk	sfa	sha
2022	3.68	1-1	8	0	0	0/0	0	14.2	17	13	6	11	10	5	0	1	74	.288	5	2	0	0	2
TOTAL	3.68	1-1	8	0	0	0/0	0	14.2	17	13	6	11	10	5	0	1	74	.288	5	2	0	0	2

SINGLE-GAME HIGHS [all-time ranking]:

Innings pitched: 4.0, Utah, 02-26-22

Walks allowed: 4 [t-6th], UC Irvine, 03-01-22

Strikeouts: 4, Utah, 02-26-22

Batters faced: 17, Arizona State, 03-04-22

Field chances: 3, at UC San Diego, 03-22-22

Putouts: 1, at UC San Diego, 03-22-22

Assists: 2, at UC San Diego, 03-22-22

Individual Career History

BUTCHER, Blake

Year	avg	gp-gs	ab	r	h	2b	3b	hr	rbi	tb	slg%	bb	hbp	so	gdp	ob%	sf	sh	sb-att	po	a	e	fld%
2022	.000	4-3	6	0	0	0	0	0	0	0	.000	0	0	4	0	.000	0	0	0-0	1	4	1	.833
TOTAL	.000	4-3	6	0	0	0	0	0	0	0	.000	0	0	4	0	.000	0	0	0-0	1	4	1	.833

SINGLE-GAME HIGHS [all-time ranking]:

Struck out: 2, Iowa, 03-15-22

At bats: 2, Arizona State, 03-06-22; Iowa, 03-15-22

Field chances: 3, Hawai'i, 02-28-22

Putouts: 1, Arizona State, 03-06-22

Assists: 3, Hawai'i, 02-28-22

CANADA, Chris

Year	avg	gp-gs	ab	r	h	2b	3b	hr	rbi	tb	slg%	bb	hbp	so	gdp	ob%	sf	sh	sb-att	po	a	e	fld%
2022	.000	11-4	0	0	0	0	0	0	0	0	.000	0	0	0	0	.000	0	0	0-0	1	4	0	1.000
TOTAL	.000	11-4	0	0	0	0	0	0	0	0	.000	0	0	0	0	.000	0	0	0-0	1	4	0	1.000

Year	era	w-l	app	gs	cq	sho	sv	ip	h	r	er	bb	so	2b	3b	hr	bf	bavg	wp	hbp	bk	sfa	sha
2022	4.30	1-0	11	4	0	0/0	0	29.1	29	14	14	19	26	4	1	3	133	.264	6	2	0	1	1
TOTAL	4.30	1-0	11	4	0	0/0	0	29.1	29	14	14	19	26	4	1	3	133	.264	6	2	0	1	1

SINGLE-GAME HIGHS [all-time ranking]:

Innings pitched: 6.1, San Jose State, 04-10-22

Walks allowed: 4 [1-6th], at New Mexico, 04-16-22

Strikeouts: 7, Long Beach State, 04-05-22

Batters faced: 24, at New Mexico, 04-16-22

Field chances: 2, San Jose State, 04-10-22

Putouts: 1, Hawai'i, 02-28-22

Assists: 2, San Jose State, 04-10-22

Runners CS: 1, San Jose State, 04-10-22

Individual Career History

CARRIGG, Cole

Year	avg	gp-gs	ab	r	h	2b	3b	hr	rbi	tb	slg%	bb	hbp	so	gdp	ob%	sf	sh	sb-att	po	a	e	fld%
2021	.270	37-33	111	37	30	11	1	2	23	49	.441	21	5	22	0	.406	1	0	3-3	33	21	11	.831
2022	.370	41-40	162	24	60	9	1	2	28	77	.475	8	3	23	2	.408	1	4	17-23	100	68	7	.960
TOTAL	.330	78-73	273	61	90	20	2	4	51	126	.462	29	8	45	2	.407	2	4	20-26	133	89	18	.925

Year	era	w-l	app	gs	cg	sho	sv	ip	h	r	er	bb	so	2b	3b	hr	bf	bavg	wp	hbp	bk	sfa	sha
2021	0.00	0-0	2	0	0	0/0	0	1.1	3	2	0	1	0	0	0	0	8	.500	0	0	1	1	0
2022	54.00	0-1	1	1	0	0/0	0	1.0	4	6	6	3	2	2	0	1	10	.571	0	0	0	0	0
TOTAL	23.14	0-1	3	1	0	0/0	0	2.1	7	8	6	4	2	2	0	1	18	.538	0	0	1	1	0

SINGLE-GAME HIGHS [all-time ranking]:

Hits: 6 [t-1st], at New Mexico, 04-15-22

Doubles: 2 [t-5th], 4 times

Triples: 1 [t-1st], UNLV, 03-14-21; at San Jose State, 03-18-22

Home runs: 1 [t-7th], 4 times

Total bases: 7, at Air Force, 05-22-21

RBI: 4, at New Mexico, 04-15-22

Runs scored: 4 [t-2nd], at Air Force, 05-22-21

Walks: 2, 6 times

Hit by pitch: 1, 7 times

Struck out: 2, 10 times

Sac flies: 1 [t-4th], at New Mexico, 04-14-22; at Nevada, 04-30-21

Sac bunts: 2 [t-1st], Utah, 02-27-22

At bats: 7 [t-1st], Hawai'i, 02-28-22

Stolen bases: 3 [t-1st], at New Mexico, 04-16-22

Caught stealing: 1 [t-2nd], 6 times

Innings pitched: 1.0, Iowa, 03-15-22; at San Jose State, Mar 27, 2021

Walks allowed: 3, Iowa, 03-15-22

Strikeouts: 2, Iowa, 03-15-22

Batters faced: 10, Iowa, 03-15-22

Field chances: 13, at UC Irvine, Feb 22, 2022

Putouts: 11, at UC Irvine, Feb 22, 2022

Assists: 5, 5 times

CARTER, Xavier

Year	avg	gp-gs	ab	r	h	2b	3b	hr	rbi	tb	slg%	bb	hbp	so	gdp	ob%	sf	sh	sb-att	po	a	e	fld%
2020	1.000	2-0	1	1	1	0	0	0	0	1	1.000	0	0	0	0	1.000	0	0	0-0	0	0	0	.000
2021	.286	3-2	7	1	2	0	0	1	2	5	.714	1	0	1	0	.375	0	0	0-0	3	0	0	1.000
2022	.191	20-14	47	7	9	1	1	0	4	12	.255	6	1	8	0	.296	0	0	0-0	24	0	0	1.000
TOTAL	.218	25-16	55	9	12	1	1	1	6	18	.327	7	1	9	0	.317	0	0	0-0	27	0	0	1.000

SINGLE-GAME HIGHS [all-time ranking]:

Hits: 2, at Nevada, 04-01-22; Stanford, 04-23-22; Dixie State, 04-25-21

Doubles: 1, at Nevada, 04-01-22

Triples: 1 [t-1st], Stanford, 04-23-22

Home runs: 1 [t-7th], Dixie State, 04-25-21

Total bases: 5, Dixie State, 04-25-21

RBI: 2, Stanford, 04-23-22; Dixie State, 04-25-21

Runs scored: 3, at Nevada, 04-01-22

Walks: 2, at UC San Diego, 03-22-22

Hit by pitch: 1, at Nevada, 04-02-22

Struck out: 2, San Jose State, 04-08-22; at San Diego, 04-12-22

At bats: 4, 6 times

Field chances: 4, at San Diego, 04-12-22

Putouts: 4, at San Diego, 04-12-22

Individual Career History

CRANTON, Hunter

Year	avg	gp-gs	ab	r	h	2b	3b	hr	rbi	tb	slg%	bb	hbp	so	gdp	ob%	sf	sh	sb-att	po	a	e	fld%
2022	.000	6-1	0	0	0	0	0	0	0	0	.000	0	0	0	0	.000	0	0	0-0	1	0	0	1.000
TOTAL	.000	6-1	0	0	0	0	0	0	0	0	.000	0	0	0	0	.000	0	0	0-0	1	0	0	1.000

Year	era	w-l	app	gs	cq	sho	sv	ip	h	r	er	bb	so	2b	3b	hr	bf	bavg	wp	hbp	bk	sfa	sha
2022	3.86	0-1	6	1	0	0/0	0	9.1	8	5	4	3	13	4	1	1	40	.216	3	0	0	0	0
TOTAL	3.86	0-1	6	1	0	0/0	0	9.1	8	5	4	3	13	4	1	1	40	.216	3	0	0	0	0

SINGLE-GAME HIGHS [all-time ranking]:

Innings pitched: 3.0, UC Irvine, 03-01-22

Walks allowed: 2, UC Irvine, 03-01-22

Strikeouts: 4, at Nevada, 04-02-22

Batters faced: 15, UC Irvine, 03-01-22

Field chances: 1, UC Irvine, 03-01-22

Putouts: 1, UC Irvine, 03-01-22

FAULKES, Ryan

Year	avg	gp-gs	ab	r	h	2b	3b	hr	rbi	tb	slg%	bb	hbp	so	gdp	ob%	sf	sh	sb-att	po	a	e	fld%
2022	.000	4-0	0	0	0	0	0	0	0	0	.000	0	0	0	0	.000	0	0	0-0	0	1	0	1.000
TOTAL	.000	4-0	0	0	0	0	0	0	0	0	.000	0	0	0	0	.000	0	0	0-0	0	1	0	1.000

Year	era	w-l	app	gs	cq	sho	sv	ip	h	r	er	bb	so	2b	3b	hr	bf	bavg	wp	hbp	bk	sfa	sha
2022	13.50	0-0	4	0	0	0/0	0	3.1	5	6	5	3	5	0	1	0	21	.313	3	2	0	0	0
TOTAL	13.50	0-0	4	0	0	0/0	0	3.1	5	6	5	3	5	0	1	0	21	.313	3	2	0	0	0

SINGLE-GAME HIGHS [all-time ranking]:

Innings pitched: 1.0, Iowa, 03-15-22; San Diego, 04-18-22; at UC Irvine, Feb 22, 2022

Walks allowed: 2, at San Diego, 04-12-22

Strikeouts: 2, San Diego, 04-18-22; at UC Irvine, Feb 22, 2022

Batters faced: 8, at UC Irvine, Feb 22, 2022

Field chances: 1, Iowa, 03-15-22

Assists: 1, Iowa, 03-15-22

Individual Career History

FLORES, Jacob

Year	avg	gp-gs	ab	r	h	2b	3b	hr	rbi	tb	slg%	bb	hbp	so	gdp	ob%	sf	sh	sb-att	po	a	e	fld%
2018	.000	0-0	0	0	0	0	0	0	0	0	.000	0	0	0	0	.000	0	0	0-0	0	1	0	1.000
2019	.000	20-1	0	0	0	0	0	0	0	0	.000	0	0	0	0	.000	0	0	0-0	0	6	2	.750
2020	.000	8-1	0	0	0	0	0	0	0	0	.000	0	0	0	0	.000	0	0	0-0	0	7	0	1.000
2021	.000	7-0	0	0	0	0	0	0	0	0	.000	0	0	0	0	.000	0	0	0-0	0	0	0	.000
2022	.000	14-6	0	0	0	0	0	0	0	0	.000	0	0	0	0	.000	0	0	0-0	3	4	2	.778
TOTAL	.000	49-8	0	0	0	0	0	0	0	0	.000	0	0	0	0	.000	0	0	0-0	3	18	4	.840

Year	era	w-l	app	gs	cg	sho	sv	ip	h	r	er	bb	so	2b	3b	hr	bf	bavg	wp	hbp	bk	sfa	sha
2018	3.86	0-0	19	2	0	0/0	1	21.0	17	11	9	12	19	3	1	3	96	.221	5	4	0	3	0
2019	3.75	2-2	20	1	0	0/0	1	36.0	37	21	15	27	38	4	0	2	172	.274	3	5	0	2	2
2020	1.45	2-0	8	1	0	0/0	0	18.2	14	4	3	11	25	1	0	1	82	.203	2	2	1	0	0
2021	19.80	0-0	7	0	0	0/0	0	5.0	6	12	11	11	6	2	0	0	36	.300	3	4	0	1	0
2022	5.72	1-4	14	6	0	0/0	0	39.1	44	30	25	23	40	10	3	5	186	.278	5	3	0	1	1
TOTAL	4.72	5-6	68	10	0	0/0	2	120.0	118	78	63	84	128	20	4	11	572	.257	18	18	1	7	3

SINGLE-GAME HIGHS [all-time ranking]:

Innings pitched: 7.0, Grand Canyon, 04-21-22

Walks allowed: 5 [t-1st], UNLV, 03-13-22

Strikeouts: 7, Utah, 02-27-22

Batters faced: 33 [t-2nd], Grand Canyon, 04-21-22

Field chances: 3, Utah, 02-27-22; Grand Canyon, 04-21-22

Putouts: 2, Grand Canyon, 04-21-22

Assists: 2, 4 times

Runners CS: 1, at Cal State Fullerton, Apr 12, 2019; at UC San Diego, 03-22-22; Oregon State, Feb 28, 2020

FONDTAIN, TJ

Year	avg	gp-gs	ab	r	h	2b	3b	hr	rbi	tb	slg%	bb	hbp	so	gdp	ob%	sf	sh	sb-att	po	a	e	fld%
2020	.250	4-0	4	0	1	0	0	0	1	1	.250	1	1	0	0	.500	0	0	0-0	7	0	0	1.000
2021	.250	12-1	20	2	5	1	0	0	5	6	.300	2	0	6	0	.304	1	0	0-0	9	0	1	.900
2022	.111	14-12	9	0	1	1	0	0	1	2	.222	2	1	4	0	.333	0	0	0-2	2	10	1	.923
TOTAL	.212	30-13	33	2	7	2	0	0	7	9	.273	5	2	10	0	.341	1	0	0-2	18	10	2	.933

Year	era	w-l	app	gs	cg	sho	sv	ip	h	r	er	bb	so	2b	3b	hr	bf	bavg	wp	hbp	bk	sfa	sha
2022	5.36	1-5	10	9	0	0/0	0	45.1	43	36	27	24	37	6	0	8	208	.243	3	4	1	1	2
TOTAL	5.36	1-5	10	9	0	0/0	0	45.1	43	36	27	24	37	6	0	8	208	.243	3	4	1	1	2

SINGLE-GAME HIGHS [all-time ranking]:

Hits: 1, 7 times

Doubles: 1, Dixie State, 04-24-21; at Long Beach State, 04-26-22

Total bases: 2, Dixie State, 04-24-21; at Long Beach State, 04-26-22

RBI: 2, New Mexico, 04-02-21; Dixie State, 04-24-21

Runs scored: 1, at Fresno State, 04-18-21; Dixie State, 04-24-21

Walks: 1, 5 times

Hit by pitch: 1, at Long Beach State, 04-26-22; at Coastal Carolina, Feb 15, 2020

Struck out: 2, Hawai'i, 02-28-22; Dixie State, 04-24-21

Sac flies: 1 [t-4th], at Nevada, 04-30-21

At bats: 4, Hawai'i, 02-28-22

Caught stealing: 1 [t-2nd], vs California, 02-20-22; at Long Beach State, 04-26-22

Innings pitched: 6.0, Hawai'i, 02-25-22; at San Jose State, 03-20-22

Walks allowed: 4 [t-6th], at Nevada, 04-03-22; San Jose State, 04-09-22

Strikeouts: 8, San Jose State, 04-09-22

Batters faced: 26, at San Jose State, 03-20-22

Field chances: 5, at Nevada, 04-30-21

Putouts: 5, at Nevada, 04-30-21

Assists: 3, Hawai'i, 02-25-22; Stanford, 04-23-22

Runners CS: 1, Arizona State, 03-04-22

Individual Career History

FOXCROFT, Max

Year	avg	gp-gs	ab	r	h	2b	3b	hr	rbi	tb	slg%	bb	hbp	so	gdp	ob%	sf	sh	sb-att	po	a	e	fld%
2021	.067	12-5	15	2	1	0	0	0	1	1	.067	6	1	3	0	.364	0	1	1-1	4	7	2	.846
2022	.143	12-5	21	4	3	1	0	0	5	4	.190	0	2	6	0	.217	0	0	0-0	2	9	3	.786
TOTAL	.111	24-10	36	6	4	1	0	0	6	5	.139	6	3	9	0	.289	0	1	1-1	6	16	5	.815

SINGLE-GAME HIGHS [all-time ranking]:

Hits: 1, 4 times

Doubles: 1, at Nevada, 04-03-22

Total bases: 2, at Nevada, 04-03-22

RBI: 2, at Nevada, 04-01-22; at Nevada, 04-03-22

Runs scored: 1, 6 times

Walks: 1, 5 times

Hit by pitch: 1, UC San Diego, 03-29-22; at Nevada, 04-02-22; at UC San Diego, Feb 28, 2021

Struck out: 2, Hawai'i, 02-25-22; Utah, 02-26-22; at UC San Diego, Feb 28, 2021

Sac bunts: 1 [t-6th], Dixie State, 04-24-21

At bats: 5, at Nevada, 04-01-22

Stolen bases: 1, Dixie State, 04-25-21

Field chances: 4, Fresno State, 03-07-21; UC San Diego, 03-29-22; at UNLV, 05-16-21

Putouts: 3, at UNLV, 05-16-21

Assists: 3, UC San Diego, 03-29-22

GIANNOLA, Johnny

Year	avg	gp-gs	ab	r	h	2b	3b	hr	rbi	tb	slg%	bb	hbp	so	gdp	ob%	sf	sh	sb-att	po	a	e	fld%
2022	.187	34-22	91	11	17	3	2	2	9	30	.330	9	4	22	0	.288	0	1	6-9	26	0	1	.963
TOTAL	.187	34-22	91	11	17	3	2	2	9	30	.330	9	4	22	0	.288	0	1	6-9	26	0	1	.963

SINGLE-GAME HIGHS [all-time ranking]:

Hits: 2, 5 times

Doubles: 1, Hawai'i, 02-28-22; UNLV, 03-11-22; at San Jose State, 03-19-22

Triples: 1 [t-1st], Hawai'i, 02-25-22; UNLV, 03-11-22

Home runs: 1 [t-7th], at Nevada, 04-02-22; at New Mexico, 04-14-22

Total bases: 5, UNLV, 03-11-22; at Nevada, 04-02-22; at New Mexico, 04-14-22

RBI: 2, UNLV, 03-11-22; at Nevada, 04-02-22

Runs scored: 2, Hawai'i, 02-25-22

Walks: 1, 9 times

Hit by pitch: 2 [t-2nd], Arizona State, 03-06-22

Struck out: 3 [t-6th], Iowa, 03-15-22; Fresno State, 03-25-22

Sac bunts: 1 [t-6th], Hawai'i, 02-28-22

At bats: 5, UNLV, 03-13-22; Iowa, 03-15-22; at New Mexico, 04-15-22

Stolen bases: 2 [t-5th], at New Mexico, 04-15-22

Caught stealing: 1 [t-2nd], Hawai'i, 02-25-22; Arizona State, 03-06-22; at New Mexico, 04-16-22

Field chances: 4, Hawai'i, 02-25-22

Putouts: 4, Hawai'i, 02-25-22

Individual Career History

GLOWACKI, Tyler

Year	avg	gp-gs	ab	r	h	2b	3b	hr	rbi	tb	slg%	bb	hbp	so	gdp	ob%	sf	sh	sb-att	po	a	e	fld%
2022	.242	30-27	99	9	24	5	0	0	9	29	.293	15	2	16	1	.347	2	2	1-2	49	1	2	.962
TOTAL	.242	30-27	99	9	24	5	0	0	9	29	.293	15	2	16	1	.347	2	2	1-2	49	1	2	.962

SINGLE-GAME HIGHS [all-time ranking]:

Hits: 3, Hawai'i, 02-28-22; Iowa, 03-15-22; at Nevada, 04-02-22

Doubles: 2 [t-5th], Iowa, 03-15-22

Total bases: 5, Iowa, 03-15-22

RBI: 3, Iowa, 03-15-22

Runs scored: 2, Hawai'i, 02-28-22; at Nevada, 04-02-22

Walks: 2, Utah, 02-26-22; UNLV, 03-12-22

Hit by pitch: 1, UC Irvine, 03-01-22; at San Jose State, 03-19-22

Struck out: 2, Grand Canyon, 04-21-22

Sac flies: 1 [t-4th], at Nevada, 04-01-22; Long Beach State, 04-05-22

Sac bunts: 2 [t-1st], Fresno State, 03-25-22

At bats: 6 [t-8th], Hawai'i, 02-28-22; at UC San Diego, 03-22-22

Stolen bases: 1, at San Jose State, 03-20-22

Caught stealing: 1 [t-2nd], UNLV, 03-12-22

Field chances: 6, at Nevada, 04-01-22

Putouts: 5, vs TCU, 02-18-22; at Nevada, 04-01-22

Assists: 1, at San Jose State, 03-19-22

GUZMAN, Jonny

Year	avg	gp-gs	ab	r	h	2b	3b	hr	rbi	tb	slg%	bb	hbp	so	gdp	ob%	sf	sh	sb-att	po	a	e	fld%
2020	.000	2-0	0	0	0	0	0	0	0	0	.000	0	0	0	0	.000	0	0	0-0	0	0	0	.000
2022	.000	17-1	0	0	0	0	0	0	0	0	.000	0	0	0	0	.000	0	0	0-0	0	3	1	.750
TOTAL	.000	19-1	0	0	0	0	0	0	0	0	.000	0	0	0	0	.000	0	0	0-0	0	3	1	.750

Year	era	w-l	app	gs	cg	sho	sv	ip	h	r	er	bb	so	2b	3b	hr	bf	bavg	wp	hbp	bk	sfa	sha
2020	40.50	0-0	2	0	0	0/0	0	1.1	6	6	6	3	2	2	0	2	12	.667	0	0	0	0	0
2022	3.81	1-3	17	1	0	0/0	2	28.1	21	17	12	18	41	6	0	3	129	.212	8	6	0	2	4
TOTAL	5.46	1-3	19	1	0	0/0	2	29.2	27	23	18	21	43	8	0	5	141	.250	8	6	0	2	4

SINGLE-GAME HIGHS [all-time ranking]:

Innings pitched: 4.1, at UC Irvine, Feb 22, 2022

Walks allowed: 4 [t-6th], Stanford, 04-23-22

Strikeouts: 9 [t-5th], at UC Irvine, Feb 22, 2022

Batters faced: 19, at UC Irvine, Feb 22, 2022

Field chances: 1, 4 times

Assists: 1, UNLV, 03-13-22; at Nevada, 04-02-22; at UC Irvine, Feb 22, 2022

Individual Career History

HARGETT, Hunter

Year	avg	gp-gs	ab	r	h	2b	3b	hr	rbi	tb	slg%	bb	hbp	so	gdp	ob%	sf	sh	sb-att	po	a	e	fld%
2022	.000	8-0	0	0	0	0	0	0	0	0	.000	0	0	0	0	.000	0	0	0-0	0	0	0	.000
TOTAL	.000	8-0	0	0	0	0	0	0	0	0	.000	0	0	0	0	.000	0	0	0-0	0	0	0	.000

Year	era	w-l	app	gs	cg	sho	sv	ip	h	r	er	bb	so	2b	3b	hr	bf	bavg	wp	hbp	bk	sfa	sha
2022	6.14	0-1	8	0	0	0/0	0	7.1	6	8	5	9	16	0	0	2	43	.214	4	6	1	0	0
TOTAL	6.14	0-1	8	0	0	0/0	0	7.1	6	8	5	9	16	0	0	2	43	.214	4	6	1	0	0

SINGLE-GAME HIGHS [all-time ranking]:

Innings pitched: 2.2, at UC San Diego, 04-19-22

Walks allowed: 3, at UC San Diego, 04-19-22

Strikeouts: 6, at UC San Diego, 04-19-22

Batters faced: 13, at UC San Diego, 04-19-22

HAZELHURST, Trevor

Year	avg	gp-gs	ab	r	h	2b	3b	hr	rbi	tb	slg%	bb	hbp	so	gdp	ob%	sf	sh	sb-att	po	a	e	fld%
2022	.159	19-8	44	8	7	0	0	2	4	13	.295	6	0	17	1	.260	0	0	0-0	53	1	1	.982
TOTAL	.159	19-8	44	8	7	0	0	2	4	13	.295	6	0	17	1	.260	0	0	0-0	53	1	1	.982

SINGLE-GAME HIGHS [all-time ranking]:

Hits: 3, at Nevada, 04-01-22

Home runs: 1 [t-7th], Arizona State, 03-05-22; at Nevada, 04-01-22

Total bases: 6, at Nevada, 04-01-22

RBI: 1, 4 times

Runs scored: 3, at Nevada, 04-01-22

Walks: 2, Arizona State, 03-06-22; at San Jose State, 03-20-22

Struck out: 3 [t-6th], Iowa, 03-15-22

At bats: 4, 5 times

Field chances: 12, at Nevada, 04-01-22

Putouts: 12, at Nevada, 04-01-22

Assists: 1, Fresno State, 03-27-22

Individual Career History

INGRASSIA, Joseph

Year	avg	gp-gs	ab	r	h	2b	3b	hr	rbi	tb	slg%	bb	hbp	so	gdp	ob%	sf	sh	sb-att	po	a	e	fld%
2021	.000	6-0	0	0	0	0	0	0	0	0	.000	0	0	0	0	.000	0	0	0-0	0	0	0	.000
2022	.000	5-0	0	0	0	0	0	0	0	0	.000	0	0	0	0	.000	0	0	0-0	0	1	0	1.000
TOTAL	.000	11-0	0	0	0	0	0	0	0	0	.000	0	0	0	0	.000	0	0	0-0	0	1	0	1.000

Year	era	w-l	app	gs	cg	sho	sv	ip	h	r	er	bb	so	2b	3b	hr	bf	bavg	wp	hbp	bk	sfa	sha
2021	7.36	0-0	6	0	0	0/0	0	3.2	0	6	3	5	5	0	0	0	19	.000	3	1	0	0	0
2022	8.53	0-0	5	0	0	0/0	0	6.1	8	6	6	5	8	3	1	0	32	.308	3	1	0	0	0
TOTAL	8.10	0-0	11	0	0	0/0	0	10.0	8	12	9	10	13	3	1	0	51	.205	6	2	0	0	0

SINGLE-GAME HIGHS [all-time ranking]:

Innings pitched: 2.1, vs California, 02-20-22

Walks allowed: 2, vs California, 02-20-22; at Air Force, 05-23-21

Strikeouts: 3, vs TCU, 02-18-22

Batters faced: 12, vs California, 02-20-22

Field chances: 1, vs California, 02-20-22

Assists: 1, vs California, 02-20-22

JACKSON, Julian

Year	avg	gp-gs	ab	r	h	2b	3b	hr	rbi	tb	slg%	bb	hbp	so	gdp	ob%	sf	sh	sb-att	po	a	e	fld%
2022	.000	4-0	0	0	0	0	0	0	0	0	.000	0	0	0	0	.000	0	0	0-0	1	1	0	1.000
TOTAL	.000	4-0	0	0	0	0	0	0	0	0	.000	0	0	0	0	.000	0	0	0-0	1	1	0	1.000

Year	era	w-l	app	gs	cg	sho	sv	ip	h	r	er	bb	so	2b	3b	hr	bf	bavg	wp	hbp	bk	sfa	sha
2022	3.38	0-0	4	0	0	0/0	0	5.1	7	3	2	3	2	0	1	0	27	.333	2	1	0	1	1
TOTAL	3.38	0-0	4	0	0	0/0	0	5.1	7	3	2	3	2	0	1	0	27	.333	2	1	0	1	1

SINGLE-GAME HIGHS [all-time ranking]:

Innings pitched: 2.0, San Diego, 04-18-22; Grand Canyon, 04-21-22

Walks allowed: 2, at Long Beach State, 04-26-22

Strikeouts: 1, at San Diego, 04-12-22; San Diego, 04-18-22

Batters faced: 11, San Diego, 04-18-22

Field chances: 1, San Diego, 04-18-22; at Long Beach State, 04-26-22

Putouts: 1, San Diego, 04-18-22

Assists: 1, at Long Beach State, 04-26-22

Individual Career History

JOHNSON, Deron

Year	avg	gp-gs	ab	r	h	2b	3b	hr	rbi	tb	slg%	bb	hbp	so	gdp	ob%	sf	sh	sb-att	po	a	e	fld%
2019	.225	21-8	40	7	9	4	0	0	2	13	.325	6	0	11	1	.326	0	0	0-0	50	7	1	.983
2020	.250	3-1	4	0	1	0	0	0	0	1	.250	0	0	2	0	.250	0	0	0-0	3	0	0	1.000
2022	.169	26-12	65	6	11	4	0	1	4	18	.277	9	0	14	1	.270	0	0	1-1	37	10	1	.979
TOTAL	.193	50-21	109	13	21	8	0	1	6	32	.294	15	0	27	2	.290	0	0	1-1	90	17	2	.982

SINGLE-GAME HIGHS [all-time ranking]:

Hits: 2, at San Jose State, 03-18-22; at UC San Diego, 03-22-22; at Air Force, Apr 18, 2019

Doubles: 2 [t-5th], at Air Force, Apr 18, 2019

Home runs: 1 [t-7th], at San Jose State, 03-20-22

Total bases: 4, at San Jose State, 03-20-22; at Air Force, Apr 18, 2019

RBI: 2, at San Jose State, 03-20-22; at UC San Diego, 03-22-22

Runs scored: 2, at UC San Diego, 03-22-22; Seattle, Mar 17, 2019

Walks: 2, at UC San Diego, 03-22-22; at San Diego, 04-12-22; Texas Tech, Mar 06, 2019

Struck out: 3 [t-6th], Fresno State, 03-26-22

At bats: 5, at San Jose State, 03-20-22; at New Mexico, 04-15-22

Stolen bases: 1, at UC San Diego, 03-22-22

Field chances: 14, Air Force, Apr 19, 2019

Putouts: 10, at UC Irvine, Apr 16, 2019; New Mexico, May 18, 2019

Assists: 4, Stanford, 04-24-22; Air Force, Apr 19, 2019

Runners CS: 1, UC San Diego, 03-29-22

JONES, Avery

Year	avg	gp-gs	ab	r	h	2b	3b	hr	rbi	tb	slg%	bb	hbp	so	gdp	ob%	sf	sh	sb-att	po	a	e	fld%
2020	.000	4-1	0	0	0	0	0	0	0	0	.000	0	0	0	0	.000	0	0	0-0	0	1	0	1.000
2021	.000	3-0	0	0	0	0	0	0	0	0	.000	0	0	0	0	.000	0	0	0-0	0	0	0	.000
2022	.000	12-0	0	0	0	0	0	0	0	0	.000	0	0	0	0	.000	0	0	0-0	1	3	0	1.000
TOTAL	.000	19-1	0	0	0	0	0	0	0	0	.000	0	0	0	0	.000	0	0	0-0	1	4	0	1.000

Year	era	w-l	app	gs	cg	sho	sv	ip	h	r	er	bb	so	2b	3b	hr	bf	bavg	wp	hbp	bk	sfa	sha
2020	0.00	1-0	4	1	0	0/1	0	6.1	4	0	0	4	5	1	0	0	28	.182	1	2	0	0	0
2021	6.75	1-0	3	0	0	0/0	0	5.1	5	4	4	4	2	1	1	0	25	.250	1	1	0	0	0
2022	6.61	0-0	12	0	0	0/0	0	16.1	11	12	12	9	10	2	1	0	66	.208	1	2	0	1	1
TOTAL	5.14	2-0	19	1	0	0/1	0	28.0	20	16	16	17	17	4	2	0	119	.211	3	5	0	1	1

SINGLE-GAME HIGHS [all-time ranking]:

Innings pitched: 3.1, at UC Irvine, Feb 25, 2020

Walks allowed: 2, 4 times

Strikeouts: 4, Fresno State, 03-26-22

Batters faced: 15, at UC Irvine, Feb 25, 2020

Field chances: 1, 5 times

Putouts: 1, Fresno State, 03-26-22

Assists: 1, 4 times

Runners CS: 1, at San Jose State, 03-20-22; Fresno State, 03-26-22

Individual Career History

LEBEAU, Kenny

Year	avg	gp-gs	ab	r	h	2b	3b	hr	rbi	tb	slg%	bb	hbp	so	gdp	ob%	sf	sh	sb-att	po	a	e	fld%
2022	.132	16-10	38	7	5	2	0	0	4	7	.184	6	2	11	0	.277	1	1	0-0	11	22	2	.943
TOTAL	.132	16-10	38	7	5	2	0	0	4	7	.184	6	2	11	0	.277	1	1	0-0	11	22	2	.943

SINGLE-GAME HIGHS [all-time ranking]:

Hits: 1, 5 times

Doubles: 1, Arizona State, 03-06-22; UNLV, 03-13-22

Total bases: 2, Arizona State, 03-06-22; UNLV, 03-13-22

RBI: 2, Hawai'i, 02-28-22

Runs scored: 2, UNLV, 03-13-22

Walks: 1, 6 times

Hit by pitch: 1, Hawai'i, 02-28-22; Arizona State, 03-04-22

Struck out: 2, Arizona State, 03-06-22; Fresno State, 03-27-22; Grand Canyon, 04-21-22

Sac flies: 1 [t-4th], Grand Canyon, 04-21-22

Sac bunts: 1 [t-6th], UNLV, 03-11-22

At bats: 5, Hawai'i, 02-28-22

Field chances: 5, Arizona State, 03-04-22

Putouts: 2, UC Irvine, 03-01-22; Arizona State, 03-06-22

Assists: 3, 4 times

LEONHARDT, Brian

Year	avg	gp-gs	ab	r	h	2b	3b	hr	rbi	tb	slg%	bb	hbp	so	gdp	ob%	sf	sh	sb-att	po	a	e	fld%
2019	.272	48-45	162	20	44	14	1	1	34	63	.389	14	1	29	3	.326	4	2	2-3	258	22	10	.966
2020	.269	16-16	52	10	14	0	0	2	12	20	.385	6	0	10	3	.333	2	1	0-0	64	6	2	.972
2021	.305	46-44	151	29	46	7	1	2	47	61	.404	20	2	27	4	.374	9	0	0-2	4	3	0	1.000
2022	.252	40-37	135	20	34	5	0	4	23	51	.378	13	2	28	0	.322	2	1	1-3	140	11	3	.981
TOTAL	.276	150-142	500	79	138	26	2	9	116	195	.390	53	5	94	10	.341	17	4	3-8	466	42	15	.971

Year	era	w-l	app	gs	cg	sho	sv	ip	h	r	er	bb	so	2b	3b	hr	bf	bavg	wp	hbp	bk	sfa	sha
2019	6.62	1-0	9	2	0	0/0	0	17.2	24	13	13	12	17	3	1	1	86	.343	3	3	0	1	0
2020	2.08	0-0	4	2	0	0/0	0	8.2	6	3	2	5	7	0	0	0	41	.207	3	3	0	1	3
2021	6.19	1-2	15	7	0	0/0	0	32.0	38	29	22	15	24	9	1	4	153	.284	6	3	1	1	0
2022	10.57	0-2	4	3	0	0/0	0	7.2	14	15	9	5	10	4	0	0	48	.359	3	3	0	1	0
TOTAL	6.27	2-4	32	14	0	0/0	0	66.0	82	60	46	37	58	16	2	5	328	.301	15	12	1	4	3

SINGLE-GAME HIGHS [all-time ranking]:

Hits: 4 [t-6th], at Air Force, 05-22-21

Doubles: 2 [t-5th], LMU, Apr 09, 2019; UC Irvine, Feb 19, 2019

Triples: 1 [t-1st], San Jose State, 05-08-21; Seattle, Mar 17, 2019

Home runs: 1 [t-7th], 9 times

Total bases: 6, at Nevada, 04-01-22; at UC San Diego, Feb 28, 2021

RBI: 6 [t-1st], at Air Force, 05-22-21

Runs scored: 3, at Fresno State, 04-18-21; San Jose State, 05-08-21; at UC San Diego, Feb 28, 2021

Walks: 2, 5 times

Hit by pitch: 1, 5 times

Struck out: 2, 20 times

Sac flies: 1 [t-4th], 17 times

Sac bunts: 1 [t-6th], 4 times

At bats: 6 [t-8th], at UC San Diego, 03-22-22; at New Mexico, Mar 23, 2019

Stolen bases: 1, Iowa, 03-15-22; San Francisco, Feb 15, 2019; at New Mexico, Mar 24, 2019

Caught stealing: 1 [t-2nd], 5 times

Innings pitched: 4.2, at New Mexico, 05-29-21

Walks allowed: 3, 4 times

Strikeouts: 8, Hawai'i, 02-28-22

Batters faced: 21, 4 times

Field chances: 15, San Diego, Feb 26, 2019; Fresno State, Mar 29, 2019

Putouts: 15 [t-6th], Fresno State, Mar 29, 2019

Assists: 3, at Cal State Fullerton, Apr 14, 2019; Fresno State, Mar 31, 2019

Runners CS: 1, Air Force, 03-20-21

Individual Career History

MELTON, Troy

Year	avg	gp-gs	ab	r	h	2b	3b	hr	rbi	tb	slg%	bb	hbp	so	gdp	ob%	sf	sh	sb-att	po	a	e	fld%
2019	.000	4-0	0	0	0	0	0	0	0	0	.000	0	0	0	0	.000	0	0	0-0	0	0	0	.000
2020	.000	4-4	0	0	0	0	0	0	0	0	.000	0	0	0	0	.000	0	0	0-0	1	3	1	.800
2021	.000	15-15	0	0	0	0	0	0	0	0	.000	0	0	0	0	.000	0	0	0-0	2	10	1	.923
2022	.000	8-7	0	0	0	0	0	0	0	0	.000	0	0	0	0	.000	0	0	0-0	3	5	0	1.000
TOTAL	.000	31-26	0	0	0	0	0	0	0	0	.000	0	0	0	0	.000	0	0	0-0	6	18	2	.923

Year	era	w-l	app	gs	cg	sho	sv	ip	h	r	er	bb	so	2b	3b	hr	bf	bavg	wp	hbp	bk	sfa	sha
2019	6.75	0-0	4	0	0	0/0	0	2.2	6	3	2	0	5	0	0	1	16	.429	0	2	0	0	0
2020	3.22	3-1	4	4	0	0/1	0	22.1	15	9	8	9	26	1	0	3	91	.192	3	3	0	0	1
2021	6.14	4-5	15	15	1	1/0	0	73.1	87	59	50	30	83	18	3	12	340	.291	7	7	0	1	3
2022	1.38	3-2	7	7	1	0/0	0	39.0	29	10	6	9	42	8	0	1	157	.201	1	1	0	1	2
TOTAL	4.33	10-8	30	26	2	1/1	0	137.1	137	81	66	48	156	27	3	17	604	.256	11	13	0	2	6

SINGLE-GAME HIGHS [all-time ranking]:

Innings pitched: 9.0 [t-1st], Grand Canyon, 04-22-22
 Walks allowed: 5 [t-1st], UNLV, 03-13-21
 Strikeouts: 10 [t-1st], San Jose State, 04-08-22
 Batters faced: 32 [t-5th], Grand Canyon, 04-22-22
 Field chances: 3, Fresno State, 03-25-22
 Putouts: 1, 6 times
 Assists: 2, 6 times
 Runners CS: 2 [t-2nd], at New Mexico, 05-28-21

MILLER, Caden

Year	avg	gp-gs	ab	r	h	2b	3b	hr	rbi	tb	slg%	bb	hbp	so	gdp	ob%	sf	sh	sb-att	po	a	e	fld%
2020	.053	9-8	19	1	1	0	0	0	1	1	.053	3	1	8	0	.217	0	2	0-0	15	24	3	.929
2021	.345	44-44	148	43	51	6	3	0	30	63	.426	25	8	28	2	.464	0	1	8-8	65	103	3	.982
2022	.286	41-41	154	20	44	2	2	2	19	56	.364	19	10	30	0	.395	2	3	12-14	52	94	9	.942
TOTAL	.299	94-93	321	64	96	8	5	2	50	120	.374	47	19	66	2	.416	2	6	20-22	132	221	15	.959

SINGLE-GAME HIGHS [all-time ranking]:

Hits: 3, 4 times
 Doubles: 1, 8 times
 Triples: 1 [t-1st], 5 times
 Home runs: 1 [t-7th], Arizona State, 03-05-22; Fresno State, 03-26-22
 Total bases: 5, at UC San Diego, 03-22-22; Fresno State, 03-26-22
 RBI: 4, at UC San Diego, 03-22-22; at Fresno State, 04-18-21
 Runs scored: 3, 4 times
 Walks: 3 [t-2nd], New Mexico, 04-03-21; Nevada, 04-10-21
 Hit by pitch: 3 [1st], Hawai'i, 02-28-22
 Struck out: 2, 15 times
 Sac flies: 1 [t-4th], at UC San Diego, 03-22-22; Stanford, 04-23-22
 Sac bunts: 2 [t-1st], Stanford, 04-24-22
 At bats: 6 [t-8th], at Nevada, 04-01-22; at New Mexico, 04-14-22; at New Mexico, 04-15-22
 Stolen bases: 3 [t-1st], UC San Diego, 03-29-22
 Caught stealing: 1 [t-2nd], vs Houston, 02-19-22; San Jose State, 04-09-22
 Field chances: 10, at San Jose State, 03-18-22
 Putouts: 4, 9 times
 Assists: 8 [t-1st], at San Jose State, 03-18-22

Individual Career History

MONTROYA, Shaun

Year	avg	gp-gs	ab	r	h	2b	3b	hr	rbi	tb	slg%	bb	hbp	so	gdp	ob%	sf	sh	sb-att	po	a	e	fld%
2022	.292	29-26	89	12	26	2	1	0	7	30	.337	13	1	21	0	.388	0	3	4-7	52	2	1	.982
TOTAL	.292	29-26	89	12	26	2	1	0	7	30	.337	13	1	21	0	.388	0	3	4-7	52	2	1	.982

SINGLE-GAME HIGHS [all-time ranking]:

Hits: 4 [t-6th], at New Mexico, 04-14-22; at New Mexico, 04-15-22
 Doubles: 1, at San Diego, 04-12-22; at New Mexico, 04-14-22
 Triples: 1 [t-1st], at New Mexico, 04-15-22
 Total bases: 6, at New Mexico, 04-15-22
 RBI: 2, at New Mexico, 04-14-22; at New Mexico, 04-15-22
 Runs scored: 3, at New Mexico, 04-15-22
 Walks: 2, San Jose State, 04-09-22; Stanford, 04-23-22
 Hit by pitch: 1, at New Mexico, 04-16-22
 Struck out: 2, Hawai'i, 02-28-22; UNLV, 03-12-22; Iowa, 03-15-22
 Sac bunts: 1 [t-6th], at New Mexico, 04-14-22; Grand Canyon, 04-21-22; Stanford, 04-24-22
 At bats: 6 [t-8th], at New Mexico, 04-15-22
 Stolen bases: 1, 4 times
 Caught stealing: 1 [t-2nd], vs California, 02-20-22; Fresno State, 03-27-22; at UC San Diego, 04-19-22
 Field chances: 4, 4 times
 Putouts: 4, San Jose State, 04-08-22; at New Mexico, 04-15-22; at New Mexico, 04-16-22
 Assists: 1, at Nevada, 04-03-22; at San Diego, 04-12-22

PYATT, Fisher

Year	avg	gp-gs	ab	r	h	2b	3b	hr	rbi	tb	slg%	bb	hbp	so	gdp	ob%	sf	sh	sb-att	po	a	e	fld%
2021	.240	19-15	50	8	12	2	0	0	0	14	.280	8	5	10	1	.397	0	0	0-0	14	17	5	.861
2022	.000	2-0	2	0	0	0	0	0	0	0	.000	0	0	2	0	.000	0	0	0-0	0	1	0	1.000
TOTAL	.231	21-15	52	8	12	2	0	0	0	14	.269	8	5	12	1	.385	0	0	0-0	14	18	5	.865

SINGLE-GAME HIGHS [all-time ranking]:

Hits: 3, New Mexico, 04-03-21
 Doubles: 1, Nevada, 04-10-21; Dixie State, 04-24-21
 Total bases: 3, New Mexico, 04-03-21
 Runs scored: 2, New Mexico, 04-03-21; at San Jose State, Mar 27, 2021
 Walks: 2, Nevada, 04-10-21; Nevada, 04-11-21
 Hit by pitch: 1, UNLV, 03-13-21; Dixie State, 04-24-21; at San Jose State, Mar 27, 2021
 Struck out: 2, San Jose State, 05-08-21
 At bats: 5, Nevada, 04-10-21
 Field chances: 5, UNLV, 03-13-21
 Putouts: 2, UNLV, 03-13-21; Dixie State, 04-25-21
 Assists: 3, UNLV, 03-13-21

Individual Career History

RHEE, Charlie

Year	avg	gp-gs	ab	r	h	2b	3b	hr	rbi	tb	slg%	bb	hbp	so	gdp	ob%	sf	sh	sb-att	po	a	e	fld%
2021	.200	13-1	10	3	2	0	0	0	1	2	.200	2	0	1	0	.333	0	0	0-0	10	0	0	1.000
2022	.130	18-7	23	1	3	0	0	0	3	3	.130	6	0	8	0	.310	0	1	2-2	11	6	1	.944
TOTAL	.152	31-8	33	4	5	0	0	0	4	5	.152	8	0	9	0	.317	0	1	2-2	21	6	1	.964

SINGLE-GAME HIGHS [all-time ranking]:

Hits: 1, 5 times

Total bases: 1, 5 times

RBI: 2, at UC Irvine, Feb 22, 2022

Runs scored: 1, 4 times

Walks: 4 [1st], San Jose State, 04-09-22

Struck out: 2, at San Jose State, 03-19-22; at UC San Diego, 04-19-22

Sac bunts: 1 [t-6th], at San Diego, 04-12-22

At bats: 4, UC San Diego, 02-27-21; San Jose State, 04-10-22; at UC San Diego, 04-19-22

Stolen bases: 1, San Jose State, 04-09-22; San Diego, 04-18-22

Field chances: 5, UC San Diego, 02-27-21; San Jose State, 04-10-22; at San Diego, 04-12-22

Putouts: 5, UC San Diego, 02-27-21

Assists: 3, San Jose State, 04-10-22

RODRIGUEZ, Alex

Year	avg	gp-gs	ab	r	h	2b	3b	hr	rbi	tb	slg%	bb	hbp	so	gdp	ob%	sf	sh	sb-att	po	a	e	fld%
2022	.148	25-21	54	4	8	1	0	0	4	9	.167	3	3	25	0	.233	0	3	1-2	32	33	4	.942
TOTAL	.148	25-21	54	4	8	1	0	0	4	9	.167	3	3	25	0	.233	0	3	1-2	32	33	4	.942

SINGLE-GAME HIGHS [all-time ranking]:

Hits: 3, vs TCU, 02-18-22

Doubles: 1, at New Mexico, 04-16-22

Total bases: 3, vs TCU, 02-18-22

RBI: 2, at New Mexico, 04-16-22

Runs scored: 1, 4 times

Walks: 1, vs Houston, 02-19-22; Fresno State, 03-25-22; at UC Irvine, Feb 22, 2022

Hit by pitch: 1, vs Houston, 02-19-22; Hawai'i, 02-28-22; UNLV, 03-11-22

Struck out: 2, 6 times

Sac bunts: 1 [t-6th], UC Irvine, 03-01-22; Arizona State, 03-06-22; Stanford, 04-23-22

At bats: 4, vs TCU, 02-18-22; Iowa, 03-15-22; at New Mexico, 04-16-22

Stolen bases: 1, Hawai'i, 02-28-22

Caught stealing: 1 [t-2nd], vs TCU, 02-18-22

Field chances: 8, Arizona State, 03-05-22

Putouts: 4, UC Irvine, 03-01-22; Arizona State, 03-05-22

Assists: 4, Arizona State, 03-05-22

Individual Career History

RUIZ, Poncho

Year	avg	gp-gs	ab	r	h	2b	3b	hr	rbi	tb	slg%	bb	hbp	so	gdp	ob%	sf	sh	sb-att	po	a	e	fld%
2021	.300	21-13	60	13	18	1	1	3	20	30	.500	5	0	8	5	.348	1	0	1-1	71	6	1	.987
2022	.310	42-42	158	28	49	7	1	4	23	70	.443	27	4	33	0	.419	2	0	4-5	300	37	8	.977
TOTAL	.307	63-55	218	41	67	8	2	7	43	100	.459	32	4	41	5	.401	3	0	5-6	371	43	9	.979

SINGLE-GAME HIGHS [all-time ranking]:

Hits: 4 [t-6th], at Nevada, 04-01-22; at Air Force, 05-23-21

Doubles: 2 [t-5th], at Nevada, 04-01-22

Triples: 1 [t-1st], Fresno State, 03-26-22; at New Mexico, 05-29-21

Home runs: 1 [t-7th], 7 times

Total bases: 6, at Nevada, 04-01-22

RBI: 4, San Jose State, 05-09-21

Runs scored: 3, at New Mexico, 04-15-22

Walks: 3 [t-2nd], at San Jose State, 03-19-22

Hit by pitch: 1, 4 times

Struck out: 3 [t-6th], 4 times

Sac flies: 1 [t-4th], vs Houston, 02-19-22; UNLV, 03-13-22; Dixie State, 04-24-21

At bats: 6 [t-8th], at Nevada, 04-02-22; San Jose State, 04-09-22; at Air Force, 05-23-21

Stolen bases: 1, 5 times

Caught stealing: 1 [t-2nd], Grand Canyon, 04-21-22

Field chances: 19 [1st], Hawai'i, 02-28-22

Putouts: 18 [1st], Hawai'i, 02-28-22

Assists: 4, Long Beach State, 04-05-22

Runners CS: 2 [t-2nd], vs Houston, 02-19-22; Long Beach State, 04-05-22; at Long Beach State, 04-26-22

SAUER, Kelena

Year	avg	gp-gs	ab	r	h	2b	3b	hr	rbi	tb	slg%	bb	hbp	so	gdp	ob%	sf	sh	sb-att	po	a	e	fld%
2021	.000	14-1	0	0	0	0	0	0	0	0	.000	0	0	0	0	.000	0	0	0-0	1	0	0	1.000
2022	.000	12-7	0	0	0	0	0	0	0	0	.000	0	0	0	0	.000	0	0	0-0	2	5	6	.538
TOTAL	.000	26-8	0	0	0	0	0	0	0	0	.000	0	0	0	0	.000	0	0	0-0	3	5	6	.571

Year	era	w-l	app	gs	cg	sho	sv	ip	h	r	er	bb	so	2b	3b	hr	bf	bavg	wp	hbp	bk	sfa	sha
2021	4.20	1-0	14	1	0	0/1	1	15.0	14	10	7	14	19	2	0	1	76	.246	4	2	0	2	1
2022	5.29	1-5	12	7	0	0/0	2	34.0	36	30	20	20	35	7	4	4	170	.263	12	10	0	1	2
TOTAL	4.96	2-5	26	8	0	0/1	3	49.0	50	40	27	34	54	9	4	5	246	.258	16	12	0	3	3

SINGLE-GAME HIGHS [all-time ranking]:

Innings pitched: 6.1, Arizona State, 03-05-22

Walks allowed: 5 [t-1st], at San Jose State, 03-19-22

Strikeouts: 9 [t-5th], UNLV, 03-12-22

Batters faced: 31 [t-9th], Arizona State, 03-05-22

Field chances: 6, Arizona State, 03-05-22

Putouts: 1, Arizona State, 03-05-22; New Mexico, 04-03-21; at New Mexico, 04-15-22

Assists: 3, Arizona State, 03-05-22

Runners CS: 2 [t-2nd], vs Houston, 02-19-22

Individual Career History

SERRANO, Omar

Year	avg	gp-gs	ab	r	h	2b	3b	hr	rbi	tb	slg%	bb	hbp	so	gdp	ob%	sf	sh	sb-att	po	a	e	fld%
2022	.000	8-1	0	0	0	0	0	0	0	0	.000	0	0	0	0	.000	0	0	0-0	0	0	0	.000
TOTAL	.000	8-1	0	0	0	0	0	0	0	0	.000	0	0	0	0	.000	0	0	0-0	0	0	0	.000

Year	era	w-l	app	gs	cg	sho	sv	ip	h	r	er	bb	so	2b	3b	hr	bf	bavg	wp	hbp	bk	sfa	sha
2022	6.59	0-2	8	1	0	0/0	0	13.2	10	13	10	15	18	2	0	1	69	.204	5	4	0	1	0
TOTAL	6.59	0-2	8	1	0	0/0	0	13.2	10	13	10	15	18	2	0	1	69	.204	5	4	0	1	0

SINGLE-GAME HIGHS [all-time ranking]:

Innings pitched: 4.1, San Diego, 04-18-22

Walks allowed: 4 [t-6th], Stanford, 04-23-22

Strikeouts: 4, UC San Diego, 03-29-22; at San Diego, 04-12-22; San Diego, 04-18-22

Batters faced: 20, San Diego, 04-18-22

Runners CS: 1, UC San Diego, 03-29-22

SIPE, Evan

Year	avg	gp-gs	ab	r	h	2b	3b	hr	rbi	tb	slg%	bb	hbp	so	gdp	ob%	sf	sh	sb-att	po	a	e	fld%
2022	.167	6-1	6	1	1	1	0	0	2	2	.333	1	1	3	0	.375	0	0	0-0	13	1	0	1.000
TOTAL	.167	6-1	6	1	1	1	0	0	2	2	.333	1	1	3	0	.375	0	0	0-0	13	1	0	1.000

SINGLE-GAME HIGHS [all-time ranking]:

Hits: 1, at New Mexico, 04-16-22

Doubles: 1, at New Mexico, 04-16-22

Total bases: 2, at New Mexico, 04-16-22

RBI: 2, at New Mexico, 04-16-22

Runs scored: 1, at New Mexico, 04-16-22

Walks: 1, at San Diego, 04-12-22

Hit by pitch: 1, at UC Irvine, Feb 22, 2022

Struck out: 2, at New Mexico, 04-16-22

At bats: 4, at New Mexico, 04-16-22

Field chances: 9, at New Mexico, 04-16-22

Putouts: 8, at New Mexico, 04-16-22

Assists: 1, at New Mexico, 04-16-22

Individual Career History

TIBBETT, Ricky

Year	avg	gp-gs	ab	r	h	2b	3b	hr	rbi	tb	slg%	bb	hbp	so	gdp	ob%	sf	sh	sb-att	po	a	e	fld%
2020	.000	3-0	0	0	0	0	0	0	0	0	.000	0	0	0	0	.000	0	0	0-0	0	0	0	.000
2021	.000	16-7	0	0	0	0	0	0	0	0	.000	0	0	0	0	.000	0	0	0-0	2	7	0	1.000
2022	.000	16-0	0	0	0	0	0	0	0	0	.000	0	0	0	0	.000	0	0	0-0	0	3	1	.750
TOTAL	.000	35-7	0	0	0	0	0	0	0	0	.000	0	0	0	0	.000	0	0	0-0	2	10	1	.923

Year	era	w-l	app	gs	cq	sho	sv	ip	h	r	er	bb	so	2b	3b	hr	bf	bavg	wp	hbp	bk	sfa	sha
2020	0.00	1-0	3	0	0	0/0	0	5.1	4	3	0	1	2	0	0	0	20	.211	0	0	0	0	0
2021	6.62	4-2	16	7	0	0/1	0	50.1	72	39	37	10	53	11	1	11	231	.341	5	6	0	3	1
2022	5.22	1-1	16	0	0	0/0	1	29.1	33	18	17	14	25	5	1	6	136	.277	1	1	0	0	2
TOTAL	5.72	6-3	35	7	0	0/1	1	85.0	109	60	54	25	80	16	2	17	387	.312	6	7	0	3	3

SINGLE-GAME HIGHS [all-time ranking]:

Innings pitched: 6.1, at San Jose State, Mar 28, 2021

Walks allowed: 3, Fresno State, 03-27-22

Strikeouts: 8, at San Jose State, Mar 28, 2021

Batters faced: 25, at San Jose State, Mar 28, 2021

Field chances: 2, at Nevada, 05-01-21

Putouts: 1, at Nevada, 05-01-21; San Jose State, 05-08-21

Assists: 1, 10 times

Runners CS: 1, Dixie State, 04-25-21; vs UNC Greensboro, Feb 16, 2020

WEEMS, Irvin

Year	avg	gp-gs	ab	r	h	2b	3b	hr	rbi	tb	slg%	bb	hbp	so	gdp	ob%	sf	sh	sb-att	po	a	e	fld%
2022	.274	32-26	95	15	26	2	1	2	13	36	.379	13	7	19	0	.397	1	3	11-14	71	0	1	.986
TOTAL	.274	32-26	95	15	26	2	1	2	13	36	.379	13	7	19	0	.397	1	3	11-14	71	0	1	.986

SINGLE-GAME HIGHS [all-time ranking]:

Hits: 3, at San Jose State, 03-19-22; San Jose State, 04-10-22

Doubles: 1, UNLV, 03-13-22; Stanford, 04-24-22

Triples: 1 [t-1st], San Jose State, 04-10-22

Home runs: 1 [t-7th], at San Jose State, 03-19-22; at Long Beach State, 04-26-22

Total bases: 6, at San Jose State, 03-19-22

RBI: 3, at San Jose State, 03-19-22

Runs scored: 2, at San Jose State, 03-19-22; at New Mexico, 04-16-22

Walks: 2, San Jose State, 04-09-22; Grand Canyon, 04-21-22

Hit by pitch: 2 [t-2nd], at New Mexico, 04-15-22

Struck out: 3 [t-6th], Stanford, 04-24-22

Sac flies: 1 [t-4th], Stanford, 04-23-22

Sac bunts: 1 [t-6th], UNLV, 03-13-22; at UC San Diego, 03-22-22; at UC Irvine, Feb 22, 2022

At bats: 5, 5 times

Stolen bases: 3 [t-1st], at New Mexico, 04-15-22

Caught stealing: 1 [t-2nd], San Jose State, 04-09-22; at New Mexico, 04-16-22; Stanford, 04-23-22

Field chances: 6, at San Jose State, 03-19-22; San Jose State, 04-10-22

Putouts: 6, at San Jose State, 03-19-22; San Jose State, 04-10-22

Individual Career History

ZAVOREK, Brady

Year	avg	gp-gs	ab	r	h	2b	3b	hr	rbi	tb	slg%	bb	hbp	so	gdp	ob%	sf	sh	sb-att	po	a	e	fld%
2022	.000	2-1	3	0	0	0	0	0	0	0	.000	0	0	3	0	.000	0	0	0-0	0	0	0	.000
TOTAL	.000	2-1	3	0	0	0	0	0	0	0	.000	0	0	3	0	.000	0	0	0-0	0	0	0	.000

SINGLE-GAME HIGHS [all-time ranking]:

Struck out: 2, Arizona State, 03-04-22

At bats: 2, Arizona State, 03-04-22