

GENERAL INFORMATION

Location San Diego, Calif.
 Founded 1897
 Enrollment 33,870
 Nickname Aztecs
 Mascot Aztec Warrior
 Colors Scarlet and Black (Pantone 187)
 Conference Mountain West
 Affiliation Division I
 President Dr. Adela de la Torre
 Director of Athletics John David Wicker
 Faculty Representative Patrick Papin

BASEBALL COACHING STAFF

Head Coach Mark Martinez (Mesa State '84)
 Overall Record 225-177 (Eighth year)
 Record at SDSU 225-177 (Eighth year)
 Assistant Coach/Pitching Coach Shaun Cole (William Penn '04)
 Assistant Coach Sergio Brown (Cal State Fullerton '95)
 Volunteer Assistant Coach Chris Doyle (SDSU '17)
 Baseball Office Phone (619) 594-6889

BASEBALL SUPPORT STAFF

Director of Player Development/Camp Coordinator Eric Lally
 Student Manager Justin Lawrence
 Athletic Trainer Bronson Santillan
 Strength and Conditioning James Chassin

BASEBALL FACTS

2021 Record 30-16
 2021 MW Record 22-14
 Lettermen Returning/Lost 16/18
 Position Starters Returning/Lost 2/6
 Pitchers Returning/Lost 6/12
 Total Players Returning 23
 Newcomers 15
 Incoming Freshmen 10
 Division I Transfers 3
 JC Transfers 2

FACILITY

Home Field Tony Gwynn Stadium
 Capacity 3,000
 Surface Natural Grass
 Outfield Distances 340-365-410-365-340

SDSU MEDIA RELATIONS

Senior Assoc. AD Media Relations Mike May
 Office Phone (619) 594-5547
 Baseball Contact Jim Solien
 E-Mail jsolien@sdsu.edu
 Office Phone (619) 594-2576
 Athletics Website www.goaztecs.com
 Twitter/Instagram @goaztecs



HEAD COACH MARK MARTINEZ

> Mark Martinez is in his eighth season as head coach of the Aztecs and 17th overall as a member of the San Diego State staff after succeeding the late Tony Gwynn on August 20, 2014. He is just the fifth head coach in SDSU history since baseball was elevated to major sport status in 1936.
 > During his tenure as the Aztecs' head coach, Martinez has compiled a 225-177 record (.560), highlighted by three Mountain West tournament championships in 2015, 2017 and 2018.
 > Since 2015, SDSU has garnered 30 all-Mountain West accolades under Martinez's tutelage, including back-to-back MW Pitchers of the Year Brett Seeburger (2017) and Garrett Hill (2018), as well as 2017 MW Player of the Year Danny Sheehan.
 > Additionally, Martinez has mentored three freshman All-Americans in Chase Calabuig (2015), Casey Schmitt (2018) and Jaden Fein (2019), with the latter also receiving Mountain West Co-Freshman of the Year distinction last year.
 > In 2017, Martinez recorded his 100th victory for the Scarlet and Black, becoming the fastest head coach in program history to reach the century mark in wins.
 > Not to be outdone, Martinez also became the fastest head coach in Mountain West history to win three conference championships when the Aztecs captured the title in 2018.
 > Martinez was hired as an assistant coach for the Aztecs in July of 2005 and served for nine years under head coach Tony Gwynn. During that time, he was promoted to the position of associate head coach.
 > Since his arrival on The Mesa as an assistant coach, Martinez has witnessed 49 SDSU players get drafted into the professional ranks, with 10 of those selections making the major leagues (Stephen Strasburg, Addison Reed, Justin Masterson, Bruce Billings, Quintin Berry, Lance Zawadzki, Greg Allen, Ty France, Seby Zavala and Alan Trejo).
 > Prior to his arrival at San Diego State, Martinez was an assistant coach at New Mexico for 17 seasons from 1989-2005. During his time as a hitting and infield coach, he helped develop the Lobos into one of the most prominent offensive teams in the country, with UNM ranking among the top 11 nationally in hitting over his final four seasons.
 > Martinez served as an assistant at his alma mater, Mesa State College (now Colorado Mesa University) in Grand Junction, Colorado, from 1984-88. He played shortstop at the school from 1982-84, earning all-conference and all-district honors as a senior.
 > Martinez graduated from Mesa State College (now Colorado Mesa) with a bachelor's degree in physical education in 1984 and completed his master's in sports administration at New Mexico in 1990.
 > During the offseason, Martinez signed a three-year contract extension that will keep him at San Diego State through the 2026 season.

2022 AZTEC BASEBALL ROSTER

No.	Player	Pos.	B-T	Ht.	Wt.	Yr.	Hometown / Last School
1	Caden Miller	IF	S-R	5-11	180	So.	Newhall, Calif. / Bishop Alemany HS
2	Brady Zavorek	IF	R-R	5-11	175	Fr.	Fresno, Calif. / Bullard HS
3	Kenny LeBeau	IF	L-R	5-10	175	R-Jr.	Granite Bay, Calif. / Sierra College
5	Fisher Pyatt	IF	S-R	6-0	180	So.	San Diego, Calif. / St. Augustine HS
8	Cole Carrigg	C/UTL	S-R	6-2	180	So.	Turlock, Calif. / Turlock HS
9	Charlie Rhee	OF	R-R	5-10	175	So.	San Diego, Calif. / St. Augustine HS
10	Tino Bethancourt	IF	R-R	6-2	190	R-Fr.	El Dorado Hills, Calif. / Oak Ridge HS
11	Avery Jones	RHP	R-R	6-6	215	Sr.	Gig Harbor Wash. / Central Arizona College
12	Max Foxcroft	IF	L-R	5-9	170	So.	Newport Coast, Calif. / Oregon
13	Alex Rodriguez	IF	R-R	6-2	180	R-Fr.	Upland, Calif. / USC
14	Irvin Weems	OF	R-R	6-0	190	Fr.	Las Vegas, Nev. / Durango HS
15	Xavier Carter	OF/IF	L-L	6-4	210	R-So.	Sacramento, Calif. / Capital Christian HS
18	Tyler Glowacki	OF	L-L	5-10	190	Fr.	San Diego, Calif. / Santana HS
21	Brian Leonhardt	IF/LHP	L-L	6-2	200	Jr.	San Diego, Calif. / Eastlake HS
22	Chris Canada	LHP	L-L	6-7	205	Fr.	Orange, Calif. / Orange Lutheran HS
23	Jonny Guzman	RHP	R-R	6-2	190	R-So.	Orange, Calif. / Orange Lutheran HS
24	Poncho Ruiz	C	R-R	6-2	195	So.	Tijuana, Mexico / Mater Dei HS (Chula Vista, Calif.)
25	Hunter Hargett	RHP	R-R	6-2	185	Fr.	San Diego, Calif. / Point Loma HS
26	Omar Serrano	RHP	R-R	6-4	170	Fr.	Downey, Calif. / Downey HS
27	Joseph Ingrassia	LHP	L-L	6-2	180	Fr.	San Diego, Calif. / Valhalla HS
28	TJ Fondtain	IF/LHP	L-L	6-4	190	So.	Clovis, Calif. / Buchanan HS
29	Robert Brodell	RHP	R-R	6-0	195	Jr.	Brawley, Calif. / Imperial Valley College
30	Hunter Cranton	RHP	R-R	6-3	195	R-So.	San Juan Capistrano, Calif. / Saddleback College
31	Blake Butcher	IF	L-R	6-0	200	Fr.	Newport Beach, Calif. / Corona del Mar HS
32	Ricky Tibbett	RHP	L-R	6-2	175	So.	San Diego, Calif. / Eastlake HS
35	Julian Jackson	RHP	L-R	6-8	225	So.	Powder Springs, Ga. / Eastern Kentucky
36	Jacob Flores	LHP	L-L	6-4	215	Sr.	Oxnard, Calif. / Rio Mesa HS
38	Ryan Faulks	RHP/IF	R-R	6-2	170	Fr.	Rancho Santa Margarita, Calif. / Trabuco Hills HS
39	Troy Melton	RHP	R-R	6-4	190	R-So.	Anaheim, Calif. / Canyon HS
40	Jaden Bercovich	RHP	R-R	6-2	210	Jr.	Reno, Nev. / Damonte HS
41	Deron Johnson	C	L-R	6-0	195	Jr.	Poway, Calif. / Poway HS
42	Shaun Montoya	OF	L-R	5-11	160	R-Fr.	Rancho Cucamonga, Calif. / UC Irvine
46	Trevor Hazelhurst	OF	L-L	6-2	210	R-So.	San Diego, Calif. / Grossmont College
47	Eldridge Armstrong III	RHP	R-R	6-2	205	Fr.	Simi Valley, Calif. / Monte Vista Academy
48	Johnny Giannola	UTL	R-R	5-11	210	R-Fr.	Dana Point, Calif. / Santa Margarita Catholic HS
50	Kelena Sauer	RHP	R-R	6-3	205	So.	Honolulu, Hawaii / Kamehameha HS

Head Coach: 7 Mark Martinez (Mesa State, 1984; New Mexico, 1990), Eighth season
Assistant Coach/Pitching Coach: 0 Shaun Cole (William Penn, 2004), First season
Assistant Coach/Recruiting Coordinator: 20 Sergio Brown (Cal State Fullerton, 1995), First season
Volunteer Assistant Coach: 33 Chris Doyle (San Diego State, 2017)
Director of Player Development/Camp Coordinator: Eric Lally

AZTEC WEEKEND ROTATION

- > Senior Jacob Flores (1-3, 6.12 ERA) is slated to take the hill for the Scarlet and Black on Thursday night against Grand Canyon, while the remainder of SDSU's weekend rotation was not confirmed before press time.
- > Flores will be making his sixth start of the year and first since March 22 at UC San Diego, where he gave up one unearned run on four hits and two walks in 2 2/3 innings but did not factor in the decision after the Aztecs pulled away for a 14-7 triumph.
- > Against Arizona State on March 6, the SDSU left-hander survived some anxious moments during a season-long six-inning stint to collect his first win since March 1, 2020, after allowing three runs on seven hits and four walks to go with five strikeouts.
- > In an earlier start against Utah on Feb. 27, Flores posted a career-best seven strikeouts but did not figure in the decision after yielding all three of Utes' runs on two hits and two walks in five innings, as the Scarlet and Black rallied for a thrilling 4-3 walk-off victory.
- > The Oxnard, California, native also pitched against California at the MLB4 Tournament in Scottsdale, Arizona, but was tagged with the loss after surrendering three runs (two earned) on five hits and three walks.

SERIES RECORD VS. GRAND CANYON

- > San Diego State leads the all-time series against the Lopes, 12-7.
- > The teams squared off annually from 1993-98 but have met just one since then, with the Aztecs posting a 5-4 victory at the Tony Gwynn Legacy on Feb. 25, 2018.
- > In that contest, the Scarlet and Black overcame a 4-1 deficit with four runs in the bottom of the eighth to escape with the win.
- > Jacob Flores is the only SDSU veteran to have played in that game, tossing 2.0 innings of scoreless relief while allowing just one walk.
- > The Aztecs sport a 6-3 record against GCU in San Diego while maintaining a 6-4 mark in Phoenix.
- > SDSU has compiled a 41-24 ledger against six of the 13 Western Athletic Conference schools that sponsor baseball, including Sacramento State (19-13), Grand Canyon (12-7), Seattle University (4-0), Dixie State (3-0), California Baptist (2-2), New Mexico State (1-1) and UT Rio Grande Valley (formerly Texas-Pan American (0-1)).

GRAND CANYON AT A GLANCE

- > Despite having their eight-game winning streak snapped in an 11-5 loss to California Baptist at home on April 16, the Lopes still remain atop the Western Division of the Western Athletic Conference with a 15-3 league record and a 25-12 mark overall.
- > As of April 18, GCU appears at No. 30 in Collegiate Baseball Newspaper's NCAA Division I rankings and is receiving votes in the NCBWA Top 30 Poll as well as the USA Today Coaches Poll.
- > Through 37 games, the Lopes sport a 12-8 record at home and a 13-4 ledger on the road.
- > This weekend's action will mark GCU's third venture to Southern California this year. The Lopes fell short in two of three games at UC Irvine, Feb. 25-27, before sweeping CBU in Riverside, March 4-6.
- > GCU and San Diego State have played five common opponents, with the Lopes posting 1-2 records in series vs. UCI, USD and Nevada to go with single-game victories over Arizona State and UC San Diego.
- > Collectively, GCU leads the Western Athletic Conference with 392 hits entering the weekend while occupying the third spot in batting average (.303). In addition, the Lopes rank among the league's top 10 in doubles (2nd, 80), slugging percentage (5th, .464), runs scored (5th, 243), on-base percentage (6th, .380) and home runs (T-6th, 37).
- > Individually, GCU boasts five players with batting averages over .300, including third baseman Juan Colato, who ranks sixth in the WAC with a .388 clip, while third baseman Jacob Wilson occupies the eighth spot in the conference with a .371 pace, followed by utility player Tyler Wilson (21st, .333), infielder Elijah Buries (23rd, .325) and Homer Bush Jr. (31st, .317).
- > In addition, Jacob Wilson finds himself among the league leaders in slugging percentage (4th, .643), and home runs (T-5th, 9), doubles (T-5th, 12) and hits (6th, 53). Teammate Tayler Aguilar has also hit nine homers so far this season.
- > Elsewhere, Colato is tied for third in the WAC with 39 RBIs and shares the seventh spot with a .628 slugging percentage.
- > At press time, the Lopes have revealed one starting pitcher for the two games vs. San Diego State, with right-hander Nick Hull (3-1) expected to get the nod on Thursday night. Hull leads the GCU staff with 52 1/3 innings pitched while ranking second in strikeouts (58) and third in ERA (2.92). He allowed five runs on 11 hits and one walk while striking out four in his last start vs. California Baptist on April 14 but did not factor in the decision.
- > As a team, GCU pitchers lead the WAC in several categories, including ERA (3.92), strikeouts (366), opponents batting average (.259) and fewest walks allowed (106). Additionally, the Lopes'

2022 AZTEC GAME HIGHS

Team Batting

At bats:	52, vs. Hawai'i (2-28-22)
Runs scored:	14, at New Mexico (4-15-22) at UC San Diego (3-22-22)
Hits:	18, at New Mexico (4-15-22), at New Mexico (4-14-22) at Nevada (4-1-22)
RBIs:	12, at Nevada (4-1-22) and UC San Diego (3-22-22)
Doubles:	5, at Nevada (4-1-22)
Triples:	1, Nine times, last: at New Mexico (4-15-22)
Home runs:	3, at New Mexico (4-14-22) and at San José State (3-20-22)
Total bases:	29, at New Mexico (4-14-22) and at Nevada (4-1-22)
Walks:	12, vs. San José State (4-9-22)
Strikeouts:	20, vs. Iowa (3-15-22)
Sacrifice hits:	2, vs. Fresno State (3-25-22), vs. Hawai'i (2-28-22) and vs. Utah (2-27-22)
Sacrifice flies:	2, at UC San Diego (3-22-22)
Stolen bases:	9, vs. San José State (4-9-22)
Hit by pitch:	6, vs. Hawai'i (2-28-22)
Caught stealing:	2, Five times, last: at New Mexico (4-16-22)
Runners LOB:	17, vs. Hawai'i (2-28-22)
Hit into DP:	3, at San José State (3-18-22)

Team Fielding

Putouts:	45, vs. Hawai'i (2-28-22)
Assists:	17, vs. Hawai'i (2-28-22)
Errors:	5, vs. San Diego (4-18-22)
Passed balls:	2, at San Diego (4-12-22) and at UC San Diego (3-22-22)
Double Plays Turned:	3, vs. San José State (4-8-22)

Team Pitching

Innings pitched:	15.0, vs. Hawai'i (2-28-22)
Runs allowed:	13, at New Mexico (4-15-22), vs. Arizona State (3-4-22) and at UC Irvine (2-22-22)
Earned runs:	12, at UC Irvine (2-22-22)
Walks allowed:	10, vs. San José State (4-9-22)
Strikeouts:	21, vs. Hawai'i (2-28-22)
Hits allowed:	19, vs. Arizona State (3-4-22)
Doubles allowed:	4, at Nevada (4-2-22), vs. Fresno State (3-26-22) and vs. Arizona State (3-4-22)
Triples allowed:	2, Three times, last: at UC San Diego (3-22-22)
Home Runs allowed:	4, at New Mexico (4-16-22), at New Mexico (4-15-22) and vs. Arizona State (3-4-22)
Wild pitches:	8, vs. UNLV (3-12-22)
Hit batters:	8, vs. Hawai'i (2-28-22)

Individual Batting

At bats:	7, Cole Carrigg vs. Hawai'i (2-28-22)
Runs scored:	3, Five times, last: Cole Carrigg, Shaun Montoya and Poncho Ruiz at New Mexico (4-15-22)
Hits:	6, Cole Carrigg at New (4-1-22)
RBIs:	5, Brian Leonhardt at Nevada (4-1-22)
Doubles:	2, Three times, last: Cole Carrigg vs. San Diego (4-18-22)
Triples:	1, Nine times, last: Shaun Montoya at New Mexico (4-15-22)
Home runs:	1, Nineteen times, last: Poncho Ruiz at New Mexico (4-14-22)
Total Bases:	6, Six times, last: Cole Carrigg at New Mexico (4-15-22)
Walks:	4, Charlie Rhee vs. San José State (4-9-22)
Strikeouts:	3, Eight times, last: Poncho Ruiz vs. San José State (4-8-22)
Sacrifice hits:	2, Tyler Glowacki vs. Fresno State (3-25-22) and Cole Carrigg vs. Utah (2-27-22)
Sacrifice flies:	1, Ten times, last: Brian Leonhardt at New Mexico (4-15-22)
Stolen bases:	3, Three times, last: Cole Carrigg at New Mexico (4-16-22)
Hit by pitch:	3, Three times, last: Caden Miller vs. Hawai'i (2-28-22)
Caught stealing:	1, Twenty-one times, last: Brian Leonhardt and Shaun Montoya at UC San Diego (4-19-22)
Runners LOB:	6, Trevor Hazellhurst vs. Arizona State (3-6-22)

Individual Fielding

Putouts:	18, Poncho Ruiz vs. Hawai'i (2-28-22)
Assists:	8, Caden Miller at San José State (3-18-22)
Errors:	4, Cole Carrigg vs. San Diego (4-18-22)
Passed balls:	2, Cole Carrigg at San Diego (4-12-22) and Deron Johnson at UC San Diego (3-22-22)

Individual Pitching

Innings pitched:	7.0, Troy Melton at New Mexico (4-14-22) and at Nevada (4-1-22)
Runs allowed:	8, Three times, last: Brian Leonhardt vs. San Diego (4-18-22)
Earned runs:	6, TJ Fondtain at New Mexico (4-15-22) and Cole Carrigg vs. Iowa (3-15-22)
Walks allowed:	5, Kelena Sauer at San José State (3-19-22) and Jacob Flores vs. UNLV (3-13-22)
Strikeouts:	10, Troy Melton vs. San José State (4-8-22)
Hits allowed:	10, Kelena Sauer vs. Arizona State (3-5-22)
Doubles allowed:	3, Troy Melton at San José State (3-18-22) and Ricky Tibbett vs. Arizona State (3-4-22)
Triples allowed:	1, Twelve times, last: Hunter Cramton at Nevada (4-2-22)
Homers allowed:	2, Five times, last: TJ Fondtain at New Mexico (4-15-22)
Wild pitches:	4, Kelena Sauer vs. UNLV (3-12-22)
Hit batters:	4, Kelena Sauer vs. UNLV (3-12-22)

2022 MOUNTAIN WEST STANDINGS (As of April 20)

Team	---Conference---			----Overall----			Strk
	W	L	Pct	W	L	Pct.	
UNLV	15	3	.833	26	12	.684	W1
Nevada	12	6	.667	20	15	.571	W4
Fresno State	9	6	.600	18	18	.500	W1
San José State	9	9	.500	19	18	.514	W1
Air Force	5	10	.333	16	19	.457	W1
New Mexico	6	12	.333	15	21	.417	W1
San Diego State	4	14	.667	10	27	.270	L2

Upcoming Games in the MW

Thursday, April 21

Grand Canyon at San Diego State, 6 p.m. PT

Friday, April 22

Grand Canyon at San Diego State, 6 p.m. PT

Fresno State at Air Force, 3 p.m. MT

Nevada at San José State, 6:05 p.m. PT

New Mexico at UNLV, 6:05 p.m. PT

Saturday, April 23

No. 6/6 Stanford at San Diego State, 6 p.m. PT

Fresno State at Air Force, Noon MT

New Mexico at UNLV, 1:05 p.m. PT

Nevada at San José State, 2:05 p.m. PT

Sunday, April 24

No. 6/6 Stanford at San Diego State, 1 p.m. PT

Fresno State at Air Force, Noon MT

New Mexico at UNLV, 12:05 p.m. PT

Nevada at San José State, 12:05 p.m. PT

Tuesday, April 26

San Diego State at Long Beach State, 6 p.m. PT

Kansas at Air Force, 3 p.m. MT

San José State at UC Davis, 3 p.m. PT

Grand Canyon at New Mexico, 6 p.m. MT

UNLV at Arizona State, 6 p.m. MT

San Francisco at Fresno State, 6:05 p.m. PT

Wednesday, April 27

Kansas at Air Force, 1 p.m. MT

Thursday, April 28

Nevada at Arizona, 6 p.m. MT



2.94 walks per nine innings tops the conference, which ranks ninth nationally, while their 3.92 ERA is good for 23rd.

> Jacob Wilson, Colato, Buries, Aguilar and starting pitcher Carter Young were named to the preseason all-WAC team.

> The Lopes are guided by former Major League Baseball infielder Andy Stankiewicz, who played parts of seven seasons with the New York Yankees (1992-93), Houston Astros (1994-95), Montreal Expos (1996-97) and Arizona Diamondbacks (1998). Now in his 11th season on the Phoenix campus, the GCU head coach has skippered his team to four WAC regular-season titles (2015, 2017, 2018, 2021), one WAC tournament title (2021) and the program's first NCAA tournament appearance at the Division I level (2021). For his efforts, Stankiewicz has been named WAC Coach of the Year on three occasions (2017, 2018, 2021). His career record stands at 325-230-2.

SERIES RECORD VS. STANFORD

> The Cardinal lead the all-time series against the Aztecs 13-7.

> The teams first met in 1938 but have not played since the 1991 campaign when Stanford claimed a 12-5 victory at the NCAA Regionals in Fresno, California.

> The Cardinal also defeated SDSU in their own regional the previous year in 1990, emerging triumphant by identical 6-2 scores to eliminate the Aztecs.

> In addition, the Cardinal prevailed by a 4-3 count at their own regional in 1983.

> SDSU's last regular-season game against Stanford took place in 1977 when the Aztecs dropped a 6-4 decision at the Spartan Classic in San Jose, California.

> Stanford has not visited The Mesa for baseball since posting a 4-2 victory during the 1967 campaign.

STANFORD AT A GLANCE

> The Cardinal (21-11) have won seven of eight and have climbed to the No. 7 spot in the latest D1Baseball.com poll while earning a No. 6 ranking from Baseball America and Collegiate Baseball Newspaper.

> Stanford defeated Cal Poly 10-8 at home in its last outing on Tuesday night, holding on for the victory after the Mustangs fought back from a 9-1 deficit.

> With the win, the Cardinal improve to 13-5 at home while maintaining a 5-6 record on the road and a 3-0 mark on a neutral field.

> As a team, the Stanford pitching staff has posted seven shutouts already, which is tied for the most in the nation, along with Virginia and Vanderbilt.

> The Cardinal lead the Pac-12 Conference with 10.39 strikeouts per nine innings, which ranks 26th in the country, while their 3.79 ERA ranks second in the league and 18th nationally. In addition, Stanford has given up the third-fewest walks in the Pac-12 thus far (120).

> At press time, the Cardinal have not disclosed their starters for the two games against San Diego State.

> Offensively, Stanford occupies the third spot in the conference this week in slugging percentage (.469) and the fourth position in home runs (42). However, the Cardinal rank just seventh in the Pac-12 in batting average (.283) and eighth in on-base percentage (.364).

> Infielders Carter Graham, Adam Crampton and outfielder Brock Jones are the only three players to have started all 32 games for this season.

> Graham finds himself among the league leaders in several categories, ranking second with a .365 batting average and 39 RBIs while sharing the fourth spot with a .642 slugging percentage and the fifth position with nine homers. In addition, fellow infielder Brett Barrera has hit at a .362 clip, which is slotted fifth.

> David Esquer is in his fifth season as Stanford's director of baseball. A member of the Cardinal's 1987 national championship squad, Esquer served as an assistant on The Farm (1991-96) and at Pepperdine (1997-99) before spending then next 18 seasons as the head coach at California, where he guided the Golden Bears to five NCAA regional appearances and a berth in the 2011 College World Series. He owns a career record of 682-532-2, including a 157-65 mark at Stanford, leading the Cardinal back to Omaha in 2021.

SHAUN MONTOYA NETS MW FRESHMAN OF THE WEEK HONORS

> Shaun Montoya (Rancho Cucamonga, Calif./Damien HS) was named Mountain West Freshman of the Week as announced on April 18 by the league office.

> With his award, Montoya garnered the first conference weekly accolade of his career and gave the Aztecs four certificates this season after Tyler Glowacki (March 7) and Alex Rodriguez (Feb. 21) received the same distinction, while TJ Fondtain (Feb. 28) merited conference pitcher of the week honors.

> In four games last week, Montoya led the Scarlet and Black in numerous categories, including batting average (.647), on-base percentage (.684), slugging percentage (.882), total bases (15), hits (11) and runs scored (7) while sharing the top spot with two doubles.

> Additionally, the SDSU right fielder led the team with an 83.3 success rate in advance runners for the week (10-12) and hit .833 with runners in scoring position (5-6), compiling five RBIs. Defensively, he also made 12 putouts without an error and contributed an assist for a clean 1.000 fielding percentage for the week.

> Montoya was instrumental in the Aztecs' first series sweep over New Mexico in Albuquerque since 1990 after leading the team with a .714 batting average during the series (10-14) while tying for the top spot with 10 hits.

> The Rancho Cucamonga, California, product recorded seven straight hits at one point between the first and second games of the series vs. the Lobos, finishing with multiple hits in all three contests, including a 4-for-4 performance in the opener, where he contributed two RBIs. In the third inning of that game, he doubled and scored, helping the SDSU build a 4-0 lead it would not relinquish.

> Montoya tied his career high with a 4-for-6 effort in game two at UNM, highlighted by his first collegiate triple, becoming the first Aztec to record four hits in consecutive games since Danny Sheehan accomplished the feat at Air Force in May 2017. The UC Irvine transfer also set a personal best with three runs scored in that contest and delivered two more RBIs, as the Aztecs outlasted the Lobos, 14-13.

> In the series finale, Montoya went 2-for-4 with an RBI and two runs scored. He was struck by a pitch in the eighth inning of that game and scored a key run, helping SDSU hold off a late UNM charge, 11-8.

YOUTH SHALL BE SERVED

- > In all, San Diego State has had 20 of 37 players make their initial appearances in an Aztec uniform this season, including 10 true freshmen.
- > Shaun Montoya, a redshirt freshman, has started 21 of 24 games in the outfield (11 RF, 10 CF) and leads all SDSU rookies with a .342 batting average and 25 hits. The Rancho Cucamonga native has hit safely in seven of his last eight games, hitting at a .500 clip (13-26) while notching eight runs and five RBIs in that stretch.
- > Montoya batted a combined .714 (10-14) with seven runs and five RBIs in the three-game series at New Mexico, garnering Mountain West Freshman of the Week accolades in the process. The UC Irvine transfer posted four hits in each of the first two encounters with the Lobos, becoming the first Aztec player to record four hits in consecutive games since Danny Sheehan accomplished the feat at Air Force in May 2017.
- > Irvin Weems, a true freshman, has also started 21 of 27 games in the outfield (18 CF, 3 RF) and has compiled a .286 batting average, including a .458 pace (11-24) during a season-long six-game hitting streak from April 9-16, when he posted eight stolen bases, seven RBIs and six runs scored.
- > In the second game of the MW series at San José State that was completed on March 20, Weems went 3-for-5 with three RBIs and two runs scored, highlighted by his first collegiate homer, a two-run shot in the eighth. In the series finale against the Spartans, the Las Vegas native added two more hits and swiped his first career base.
- > Fellow classmate Tyler Glowacki (.243), an alumnus of nearby Santana High School, has started 26 games in the outfield (20 RF, 6 LF) and ranks second among all SDSU rookies with 23 hits while sharing the third spot on the squad with five doubles.
- > In addition to Montoya, Glowacki (March 7) and infielder Alex Rodriguez (Feb. 21) have netted Mountain West Freshman of the Week honors this season.
- > After sitting out the 2021 campaign as a redshirt, Johnny Giannola has made 22 starts this season, including 17 in left field and five at designated hitter. The Dana Point, California, native has had five games with multiple hits thus far, including the Aztecs' 7-1 triumph over Hawai'i in the Tony Gwynn Legacy on Feb. 25, when he scored two runs and drove in another. Giannola has two triples this season, which is tied for 10th in the Mountain West.
- > Tino Bethancourt, another redshirt freshman, has logged 29 starts (17 3B, 12 1B) and has reached base safely in 18 of his last 19 games. Despite a modest .241 batting average, the El Dorado Hills, California, product ranks second on the squad with 20 walks, which ranks 11th in the MW, while his .409 on-base percentage is tied for second among SDSU regulars with Weems, which is tied for 17th in the conference.

STRIKEOUTS GALORE

- > San Diego State has recorded double-digit strikeouts in 18 of 35 games this year, including a season-high 21 vs. Hawai'i in 15 innings on Feb. 28.
- > Troy Melton fanned a career-best 10 hitters in a home start against San José State on April 8, marking the highest total by an Aztec pitcher this season and the most since Logan Boyer also struck out 10 batters vs. San Francisco on Feb. 15, 2018.
- > Following Melton are Jonny Guzman and Kelena Sauer, both of whom posted career-high strikeouts with nine Ks apiece. Guzman fanned nine hitters in his first collegiate start at UC Irvine on Feb. 22, while Sauer accomplished the feat against UNLV on March 12.
- > In addition, four other Aztec hurlers have compiled career-best totals with over five strikeouts this season: TJ Fondtain (8 vs. San José State, April 9), Jacob Flores (7 vs. Utah, Feb. 27), Jadon Bercovich (7 vs. Hawai'i, Feb. 28), Chris Canada (7 vs. Long Beach State, April 5) and Hunter Hargett (6 at UC San Diego, April 19).
- > Entering the weekend, Melton and Guzman share the eighth spot in the Mountain West with 37 strikeouts apiece, followed closely by Fondtain and Flores, who are tied for third on the squad with 34 Ks each.
- > Collectively, San Diego State leads the Mountain West with 9.8 strikeouts per nine innings, which ranks 49th in the nation.
- > SDSU recorded 27 games with 10 or more strikeouts during the 2019 campaign, marking the most double-digit strikeout performances for the Scarlet and Black in the MW era (since 2000). SDSU surpassed the previous MW record of 23 set in a 10-6 win at Fresno State on May 11, 2019.
- > Last season, the Scarlet and Black registered 10 or more strikeouts in 18 games, notching a 15-3 record in those contests.
- > The Aztecs posted double-digit strikeouts in their last six home games of the 2021 campaign, including a combined 33 Ks in their three-game sweep over San José State, May 8-9, 2021.
- > Previously, in SDSU's sweep of Dixie State, April 24-25, 2021, Trailblazer hitters were punched out 42 times during the series, including 15 in the doubleheader opener, which marked a season-high for the SDSU staff.
- > During the shortened 2020 season, the SDSU pitching staff completed seven games with 10 strikeouts: vs. Virginia Tech, Cal State Fullerton, Iowa, Nebraska, at UC Irvine and twice against Oregon State. Not surprisingly, the Scarlet and Black went 6-1 in those contests.
- > Dating back to 2019, the Aztecs are 42-28 in their last 70 games when striking out 10 or more batters.

STREAKING AZTECS

- > Cole Carrigg has reached base safely in 13 consecutive games since April 1, raising his season batting average from .299 to .371 during that span, while Irvin Weems and Shaun Montoya each have active streaks of reaching base in nine straight games.
- > Carrigg leads the Scarlet and Black with multiple hits in 16 games, accomplishing the feat in four straight outings and nine of his last seven starts.
- > The sophomore utility player became just the second Aztec player in the last six seasons to record six hits in a single game (Jaden Fein - 2021) when he notched a career-high 6-for-6 effort at New Mexico on April 15.
- > In addition, Carrigg tops the squad with multiple RBIs in eight contests, highlighted by the aforementioned contest with the Lobos, where he set a collegiate best with four runners driven in.
- > Brian Leonhardt owns the team's longest active hitting streak at six games, raising his batting average from .213 to .252 in that stretch to go with eight RBIs.
- > Leonhardt has also notched multiple hits in 10 games this year, including six occasions in his last 13 starts dating back to April 1.
- > Poncho Ruiz had his nine-game hitting streak snapped in the second game of the Arizona State series on March 6, which marked the team's longest this season.
- > Ruiz is the lone Aztec to start all 37 games this season, earning 29 starts at catcher and eight at designated hitter. The SDSU sophomore has batted third in 35 games and twice in the cleanup position.

2022 SITUATIONAL RECORDS	
Overall.....	10-27
Home.....	4-17 L4
Road.....	5-8 L1
Neutral.....	1-2 L1
Current Streak.....	L2
Last 5.....	3-2
Last 10.....	4-6
Day Games.....	3-8 W1
Night Games (after 5 p.m.).....	7-19 L2
Mountain West games.....	4-14 W3
Mountain West home games.....	0-9 L9
Mountain West road games.....	4-5 W3
Non-conference games.....	6-13 L3
Games vs. WCC.....	0-2 L2
Games vs. Big West.....	3-5 L1
Games vs. Pac-12.....	2-4 W1
Following loss.....	8-18 L1
Following win.....	2-8 L2
February.....	3-5 L1
March.....	2-14 L4
April.....	5-8 L2
May.....	0-0 W2
in California.....	5-23 L6
in Arizona.....	1-2 L1
in Nevada.....	1-2 L2
in Colorado.....	0-0 W3
in New Mexico.....	3-0 W5
Leading after 6.....	9-8 L1
Trailing after 6.....	1-18 L15
Tied after 6.....	0-1 L1
Leading after 7.....	9-6 L1
Trailing after 7.....	0-21 L21
Tied after 7.....	0-0 W2
Leading after 8.....	8-2 W2
Trailing after 8.....	0-23 L23
Tied after 8.....	0-2 L2
Extra Innings.....	0-2 L2
Walk-offs.....	1-1 L1
One-run games.....	4-5 W1
Run-rule games.....	0-0 L1
Aztecs score first.....	8-6 W3
Opponent scores first.....	2-21 L14
Shutouts.....	0-4 L4
Aztecs score 0-2 runs.....	0-11 L15
Aztecs score 3-5 runs.....	4-10 L2
Aztecs score 6 or more runs.....	6-6 W3
Aztecs hit 0 home runs.....	7-18 L2
Aztecs hit a home run.....	3-9 W1
Regular Season Series Openers.....	2-5 W1
Regular Season Series Finales.....	2-5 W1
on Monday.....	0-2 L2
on Tuesday.....	2-6 L2
on Thursday.....	1-0 W1
on Friday.....	3-6 W1
on Saturday.....	2-7 W1
on Sunday.....	2-6 L5
Aztecs make no errors.....	3-5 L1
Opponent makes no errors.....	4-12 L3
Aztecs outhit opponent.....	8-9 W2
Opponent outhits Aztecs.....	1-16 L15
Hits are tied.....	1-2 W1

- > Meanwhile, Caden Miller made 34 consecutive starts before sitting out the series finale at New Mexico on April 17. The SDSU sophomore has started five of the last seven games at second base after playing exclusively at shortstop.
- > Additionally, Carrigg ranks third on the squad with 35 starts, including 14 at second base, nine in center field, six at shortstop, five at catcher and once each at pitcher and designated hitter.

GOING, GOING, GONE

- > San Diego State has emerged victorious in 46 of its last 67 games dating back to 2019 when launching one out of the park.
- > The Aztecs homered in 29 of 46 games last season, posting a 21-8 record in those contests.
- > SDSU went 17-5 during the 2019 campaign when going yard and 5-2 in 2020.
- > After recording a home run in just six of their first 24 contests, the Aztecs have hit one deep in six of their last 13 games, posting a season-high bombs in the series opener at New Mexico on April 14.
- > Additionally, after not homering in any of its first five victories of the 2022 campaign, SDSU has gone yard at least once in three of its last five wins.



IN MEMORIAM: JIM DIETZ (1938-2022)

- > Former San Diego State baseball head coach Jim Dietz passed away Sunday, March 27 at the age of 83.
- > Dietz, who retired at the end of the 2002 campaign, completed an illustrious 31-year career at SDSU as one of the all-time winningest coaches in NCAA history.
- > His final mark of 1,231-750-18 (.620) ranked seventh nationally among active Division I coaches at the time he finished his final season with the Aztecs.
- > During his legendary career at San Diego State, the Aztecs won numerous conference, divisional and regular-season titles, earning Dietz various league and regional coach-of-the-year honors.
- > In 1979, Dietz guided the Scarlet and Black to the program's first-ever

NCAA Tournament appearance, a feat he accomplished seven additional times in 1981, 1982, 1983, 1984, 1986, 1990 and 1991.

- > "Our San Diego State baseball family mourns the loss of Hall-of-Fame Coach Jim Dietz," said current Aztec head coach Mark Martinez. "His impact during his 31 years as the head coach at SDSU was felt not only within the San Diego community, but also nationally as an ambassador for our great game. The standard he set for excellence in the classroom and on the diamond resonates within our program today. We continue to strive to meet the foundational expectations of Coach Dietz's legacy."
- > Individually, Dietz's SDSU players garnered 28 All-America accolades, 42 all-district/all-region honors and 85 all-conference certificates. Among the many notable players Dietz coached were Tony Gwynn, Bud Black, Mark Grace, Dave Smith, Bobby Meacham and Travis Lee.
- > Born in Eugene, Oregon, Dietz played at Southern Oregon College, where he was three-time all-conference infielder and an NAIA All-American as a senior in 1959. Following graduation, he spent three years in the Detroit Tigers organization, reaching the Double-A level before leaving the pro ranks as a player.
- > Dietz began his baseball coaching career in 1963 at Lowell (Ore.) High School, where he remained for two seasons before moving to Pleasant Hill (Ore.) High School for three years from 1965-68. While at Pleasant Hill, he coached the varsity baseball team, winning three straight league titles to go with a state championship in 1968.
- > Later in 1968, Dietz became the freshman and junior varsity baseball coach at the University of Oregon, where he also guided the freshman men's basketball squad, before his appointment as head coach at San Diego State in 1972.
- > During the 1970s, Dietz became one of the most successful summer coaches in history, spending seven seasons with the Fairbanks Goldpanners of the Alaska League. He compiled a 348-151 record in Fairbanks, taking all seven of his teams to the National Baseball Congress national finals and winning four summer championships. For his efforts, he was named NBC Coach of the Decade. Among the players he coached with the Goldpanners were future Major League stars Dave Winfield, Mark McGwire and Steve Swisher.
- > Dietz was inducted into the American Baseball Coaches Association Hall of Fame in 2002 and was enshrined into the Aztec Athletics Hall of Fame in 2019. He is also a member of the Southern Oregon University Hall of Fame.
- > Other honors Dietz merited include the Super Star Award from Collegiate Baseball magazine, the Citizen of the Year Award from the City Club of San Diego and the Breitbard Award for his baseball contributions to the San Diego community.
- > Dietz earned a bachelor's degree in social studies from Southern Oregon College and received a master's degree in counseling from the University of Oregon.

NOTING THE ARIZONA STATE SERIES

- > With its 4-3 triumph over ASU on March 6, the Aztecs snapped a four-game losing streak and moved to 16-18 in the all-time series vs. the Sun Devils.
- > In addition, San Diego State defeated ASU for the first time since March 29, 1985, when the Scarlet and Black captured a 9-4 decision at the UC Riverside Invitational.
- > In the series finale victory, Tyler Glowacki logged his second multi-hit game of the week and first of the series, highlighted by the go-ahead RBI single in the sixth.
- > Kenny LeBeau, who scored the eventual game-winning run in that contest, previously reached base courtesy of his first double as an Aztec.
- > On the mound, Aztec starter Jacob Flores picked up his first win since March 1, 2020 (vs. Oregon State), while reliever Jonny Guzman earned his first career save.
- > In SDSU's 6-4 setback in game two, Caden Miller and Trevor Hazelhurst each homered for the first time in a Scarlet and Black uniform.
- > Freshman Brady Zavorek earned his first career start in the series opener at designated hitter.

REWIND: THE 15-INNING MARATHON VS. HAWAII

- > After winning two of three games in the Tony Gwynn Legacy, San Diego State faced Hawai'i in a 15-inning contest on Monday that lasted six hours and 14 minutes, with the Rainbow Warriors prevailing by an 8-5 count.
- > The Aztecs' 15-inning affair was their longest game since April 19, 2013, when the Scarlet and Black dropped a 9-8 decision at UNLV in 17 innings.
- > Both teams squandered numerous scoring chances, combining for 32 runners left on base, including 17 for SDSU and 15 for the visitors.
- > In addition, the Aztecs and Warriors collectively used 16 pitchers on the night, including nine for Hawai'i and seven for SDSU.
- > SDSU hurlers struck out a season-high 21 batters, including a career-best seven from reliever Jadan Bercovich.
- > Aztec hitters were plunked six times, including Caden Miller, who was victimized on three occasions.
- > Kenny LeBeau (2B) and Blake Butcher (3B) each received their first starting assignments for the Scarlet and Black, while pinch hitter Brady Zavorek and reliever Omar Serrano logged their first collegiate appearances.
- > LeBeau drove in his first two runs as an Aztec with a single in the bottom of the seventh.
- > In all, San Diego State used 25 players on its 37-man roster during the contest.

OTHER TRENDS

- > The Aztecs are 102-26 in their last 128 games when scoring five or more runs, including a stellar 29-6 record last year after posting a 6-2 mark in 2020.
- > San Diego State is 66-40 in its last 106 games following a loss, including an 11-5 mark in 2021. The Scarlet and Black is off to an 8-18 start this season in games following a loss.
- > SDSU had won six straight games when leading after eight innings until San José State snapped that streak with a combined seven runs in the top ninth and 10th on April 9 to steal an 11-8 victory.
- > The Aztecs are 3-5 so far this year in one-run games, recording all three victories in that category by 4-3 scores.

GLOWACKI NAMED MW FRESHMAN OF THE WEEK ON MARCH 7

- > San Diego State's Tyler Glowacki collected Mountain West Freshman of the Week honors, the league office announced on March 7.
- > In four starts from Feb. 28-March 6, Glowacki led the Aztecs with a .375 batting average (6-16), six hits and a .500 on-base percentage.
- > Against Hawai'i on Feb. 28, the SDSU outfielder set career highs with three hits and two runs scored, though the Scarlet and Black dropped an 8-5 decision in 15 innings. In that game, he singled and scored the tying run in the bottom of the eighth that sent the contest into extra innings.
- > An alumnus of nearby Santana High School, Glowacki closed out the week with a 2-for-4 effort in the series finale vs. Arizona State on March 6, driving in the go-ahead run with a sharp single to center field in the sixth inning to help the Aztecs secure a 4-3 victory and snap a four-game losing streak.
- > In addition, Glowacki made three putouts without an error on the week for a clean 1.000 fielding percentage.

FONDTAIN TABBED MW PITCHER OF THE WEEK ON FEB. 28

- > San Diego State sophomore TJ Fondtain was named Mountain West Pitcher of the Week by the league office on Feb. 28.
- > In just his second career start on the mound, Fondtain earned his first collegiate victory after helping SDSU post a 7-1 triumph over Hawai'i at the Tony Gwynn Legacy on Feb. 25.
- > Against the Rainbow Warriors, the Aztec left-hander recorded a career-high seven strikeouts, yielding just

Week 10: vs. Grand Canyon | vs. No. 7/6 Stanford

one unearned run on a scant three hits and no walks in 6.0 innings.

- > A native of Clovis, California, Fondtain retired the first 13 Hawai'i hitters, notching five of his strikeouts in that span. He also helped his cause by picking off a runner at second base in the top of the fifth inning.
- > In addition, Fondtain displayed great control in his start vs. the Warriors, reaching ball three in the pitching count just once against 21 batters faced.

RODRIGUEZ NETS MW FRESHMAN OF THE WEEK HONORS ON FEB. 21

- > San Diego State's Alex Rodriguez was named Mountain West Baseball Freshman of the Week for his performance at the season-opening MLB4 Tournament, held Feb. 18-20 in Scottsdale, Arizona.
- > Rodriguez started all three games at second base for the Aztecs at the prestigious event, leading the team with a .500 batting average and a .600 on-base percentage while tying for the top spot with four hits.
- > A native of Rancho Cucamonga, California, Rodriguez went 3-for-4 with an RBI in his collegiate debut against No. 17 TCU in the opener on Friday, posting singles in his first two career at-bats. He also drove in his first collegiate run after reaching on a fielder's choice in the bottom of the sixth, giving SDSU a 3-2 lead that held up until the bottom of the ninth.
- > Against Houston on Feb. 19, Rodriguez was hit by a pitch and scored during the Aztecs' pivotal three-run outburst in the fifth inning, as the Scarlet and Black held on for its first win of the year in a 4-3 victory.
- > Rodriguez then wrapped up the tournament with a 1-for-3 effort at the plate vs. California on Feb. 20.
- > As a second baseman, Rodriguez did not commit an error in five chances for the weekend, finishing with a clean 1.000 fielding percentage.

NEWCOMERS READY TO STEP IN

- > San Diego State has added 15 newcomers for 2022, including 10 true freshmen, three Division I transfers and two junior college players.
- > Among the Aztecs to start this weekend is infielder Alex Rodriguez, who utilized his redshirt season at USC in 2021 after graduating from Damien High School in La Verne, California, where he was a prep teammate of SDSU outfielder Shaun Montoya. Rodriguez was listed as the No. 20 shortstop in California for the class of 2020 by Perfect Game and was an all-Baseline League selection in 2018 and 2019.
- > SDSU also expects a big splash from freshman outfielder Irvin Weems, who was ranked as the No. 4 outfielder and seventh-best player overall in Nevada for the class of 2021, according to Perfect Game. A graduate of Durango High School in Las Vegas, Weems earned first-team all-Southern Nevada honors by the Las Vegas Review-Journal as a senior after batting .561 (23-41) with four homers, nine doubles and 27 RBIs in just 15 games, according to MaxPreps. He also scored 20 runs and stole 13 bases in 16 attempts while posting a 1.121 slugging percentage and a .636 on-base percentage.
- > Another freshman who has impressed in camp is outfielder Tyler Glowacki, a local product who brings a winning pedigree to The Mesa from nearby Santana High School, which captured the Grossmont Valley League championship in 2021 and advanced to the third round of CIF San Diego Section Open Division playoffs. Glowacki capped the year with an appearance in the CIF San Diego Section All-Star game at Petco Park. He earned a No. 21 ranking among outfielders in California for the class of 2021.
- > Although he has been with the program for two years, Tino Bethancourt will see his first collegiate action for the Scarlet and Black this year in the infield. Bethancourt sat out as a redshirt in 2021 after graduating from Oak Ridge High School in El Dorado Hills, California, where his senior season was limited to three games due to the COVID-19 pandemic. According to MaxPreps, he played 78 games during his prep career, batting .285 with three homers, 16 doubles, 37 RBIs and 50 runs scored while posting 12 stolen bases and a .427 on-base percentage.
- > Likewise, right-handed pitcher Jadon Bercovich is another player who utilized his redshirt season in 2021 but looks ready to step into a relief role during the upcoming 2022 campaign. A graduate of Damonte Ranch High School in Reno, Nevada, Bercovich twice garnered all-conference accolades and was ranked as the No. 2 right-handed pitcher in that state for the class of 2020 by Perfect Game. He once set a school record with 13 strikeouts in a single game and also played for the Athletics squad at the prestigious Area Code games.
- > Robert Brodell will be looking to secure a spot in the bullpen as well after playing two seasons at Imperial Valley College, where he struck out 59 batters in 53.1 innings on the mound. He ranked 23rd in the state as a freshman in 2019 with 10.31 strikeouts per nine innings. Brodell starred at Brawley Union High School, where he was a first-team all-conference selection and two-time MVP. The right-handed hurler contributed to a team that won three straight Imperial Valley League championships to go with a CIF San Diego Section Division III title as junior in 2017.
- > Omar Serrano is another rookie pitcher who brings impressive credentials with him to The Mesa after a stellar prep career at Downey High School, where he earned all-CIF Southern Section Division IV honors as a senior after recording a 1.50 ERA in 12 appearances with 85 strikeouts in 70.0 innings, according to MaxPreps. Serrano tossed three shutouts in five of his victories that season, including a perfect game vs. Westlake in the first round of the CIF playoffs.
- > UC Irvine transfer Shaun Montoya and utility player Johnny Giannola are two redshirt freshmen who will be vying for playing time as well this season after sitting out the 2021 season.

AZTECS PICKED THIRD IN MOUNTAIN WEST PRESEASON POLL

- > In a vote of the league's seven head coaches, San Diego State was pegged for a third-place finish in the 2022 Mountain West preseason poll, as announced by the conference office on Feb. 10.
- > The Aztecs garnered a total of 25 points, trailing preseason favorite Nevada (36 pts), which received six first-place votes, and second-place UNLV (29 pts), which netted the remaining first-place vote. Fresno State landed in the fourth spot just behind SDSU with 23 points, while Air Force (15 pts) was a distant fifth, followed by New Mexico (11 pts) and San José State (7 pts).

2022 MW Preseason Coaches Poll

Rank	Team (1st-place votes)	Pts.
1.	Nevada (6)	36
2.	UNLV (1)	29
3.	San Diego State	25
4.	Fresno State	23
5.	Air Force	16
6.	New Mexico	11
7.	San José State	7

AZTECS AMONG MOUNTAIN WEST TOP 20 (ALL GAMES AS OF APRIL 20)

Tino Bethancourt

Stolen Bases	6	T-9th
Walks	20	T-11th
Sacrifice Flies	2	T-16th
On-Base Percentage	.409	T-17th
Triples	1	T-18th

Cole Carrigg

Stolen Bases	15	T-1st
Sacrifice Bunts	4	T-3rd
Batting Average	.371	T-8th
Hits	53	T-8th
Triples	1	T-18th
On-Base Percentage	.401	T-20th

Johnny Giannola

Stolen Bases	6	T-9th
Triples	2	T-10th

Tyler Glowacki

Sacrifice Bunts	2	T-11th
-----------------	---	--------

Caden Miller

Stolen Bases	12	T-3rd
Hit by Pitch	10	T-4th
Triples	2	T-10th
Walks	18	T-13th

Poncho Ruiz

Walks	22	T-7th
Sacrifice Flies	2	T-16th
Triples	1	T-18th
On-Base Percentage	.402	T-19th

Irvin Weems

Stolen Bases	11	T-4th
Sacrifice Bunts	3	T-4th
On-Base Percentage	.409	T-17th

Jadon Bercovich

Games Finished	11	T-3rd
Saves	1	T-12th

Jacob Flores

Strikeouts	37	T-8th
------------	----	-------

TJ Fondtain

Opp. Batting Average	.244	T-4th
Fewest Hits Allowed	38	T-4th
Earned Run Average	4.91	T-7th
Fewest Runs Allowed	31	T-9th
Strikeouts	34	T-10th
Innings Pitched	40.1	T-11th
Fewest Walks Allowed	22	T-11th

Jonny Guzman

Strikeouts	34	T-8th
Saves	2	T-8th

Troy Melton

Strikeouts	37	T-8th
------------	----	-------

Ricky Tibbett

Saves	1	T-12th
-------	---	--------

MELTON NAMED TO PRESEASON ALL-MOUNTAIN WEST TEAM

- > Starting pitcher Troy Melton earned a spot on the preseason all-Mountain West team announced on Feb. 10.
- > A native of Anaheim, California, Melton finished among the Mountain West leaders in several categories last year, including strikeouts (2nd), innings pitched (4th), opposing batting average (8th — .291), wins (T-10th) and ERA (11th). The Aztec junior also issued one walk or less in eight of his appearances.
- > In addition, Melton received MW Pitcher of the Week recognition after recording his first career shutout vs. Fresno State on March 7, 2021. Against the Bulldogs, he matched his collegiate best with nine strikeouts, allowing just four hits and one walk in the complete-game victory, as SDSU rolled to a 17-0 rout at home.
- > Prior to the 2021 campaign, Melton was named to the USA Golden Spikes Award Preseason Watch List and was ranked 79th on D1Baseball.com's Top 100 college draft prospects.
- > In 2020, Melton collected all-Mountain West accolades in a stellar season that was cut short due to the COVID-19 pandemic, logging a 3-1 record with a 3.22 ERA and 26 strikeouts. He shared the conference lead with three victories, which was tied for 23rd nationally, while his strikeouts and opposing batting average (.192) ranked second and third in the MW, respectively.

MARTINEZ SIGNS CONTRACT EXTENSION

- > During the offseason, San Diego State head coach Mark Martinez signed a three-year contract extension that will keep him in the Aztec dugout through the 2026 season.
- "Mark has been a tremendous asset to our baseball program, and I look forward to him continuing the success our teams have found on the field and in the classroom," said SDSU director of athletics John David Wicker. "Mark does a great job developing the overall student-athlete, and the young men in our program have certainly benefited, as has our entire Aztec community."
- > Entering his eighth season as head coach at SDSU, Martinez has compiled a 215-150 record (.589), highlighted by three Mountain West tournament championships and a trio of NCAA regional appearances in 2015, 2017, 2018.
- "I am very excited for the opportunity to maintain the tradition of excellence that has been established here at San Diego State," Martinez said. "I am extremely grateful for the support of our administration, alumni and Aztec community. Our program takes tremendous pride in competing for championships and developing young men into outstanding students, athletes and leaders."

NEW FACES ON THE COACHING STAFF

- > San Diego State head coach Mark Martinez filled two vacancies with a pair of prominent hires over the summer, as Shaun Cole accepted the pitching coach position, while Sergio Brown assumed the role of assistant coach/recruiting coordinator.
- > Cole arrives on The Mesa after a two-year stint at Eastern Kentucky University, where he served as the Colonels' associate head coach/pitching coach in 2019-20.
- > During his tenure, Cole developed and guided one of ECU's most successful pitching staffs while enrolling three of the highest ranked recruiting classes in program history.
- > In Cole's first season in 2019, ECU set team records for strikeouts (510) and lowest opposing batting average (.258) while logging the most victories (32) since 2004 and lowest team ERA (4.79) since 2008.
- > Prior to his stint in the Bluegrass State, Cole served as coordinator for player development with the San Diego Padres, where he was involved in all aspects of baseball operations, scouting and player development.
- > Among his countless duties with the Padres, Cole assisted in player development for the team's minor league system, which was ranked No. 1 in MLB in 2018, including the Padres Dominican Republic Academy.
- > In 2016, Cole was also the pitching coach for the Tri-City Dust Devils, the Padres' short-season Class A affiliate based in Pasco, Washington, where he developed the organization's top pitching prospects.
- > In 2017, Cole served as the coordinator for San Diego's spring training facility in Arizona. In that role, he oversaw the daily operations of mini-camp, extended spring training, as well as two rookie ball teams during the Arizona Fall League. He also managed the AZL Padres that season.
- > From June 2014 to Sept. 2015, Cole served as the director of the 18U National Team for USA Baseball. Among his responsibilities was managing the Tournament of Stars presented by MLB and the 17U National Team Identification Series — both primary selection vehicles for the 18U National Team.
- > Prior to his hire at USA Baseball, Cole spent six seasons at Arizona from 2009-14, serving one year as the Wildcats' director of baseball operations before he was elevated to pitching coach. During Cole's tenure, Arizona made four NCAA regional appearances, highlighted by a College World Series title in 2012, the same season he was named National Pitching Coach of the Year by Collegiate Baseball newspaper.
- > Brown, meanwhile, who has a long association with perennial national power Cal State Fullerton both as a player and coach, arrived at SDSU after serving as the Titans' associate head coach/recruiting coordinator in 2020 and 2021.
- > Brown brings a plethora of postseason experience with him to "America's Finest City", having participated in eight NCAA Regionals, six NCAA Super Regionals and four College World Series as a coach and player. In addition, Brown is one of only two coaches in the history of college baseball to go to the College World Series with three different programs — Cal State Fullerton, UC Irvine and Arizona.
- > Throughout his career, Brown has recruited and/or coached 35 players with Major League Baseball experience.

- > Prior to his most recent stint at Fullerton, Brown spent four years at Arizona from 2016-19, helping the Wildcats to consecutive NCAA Tournament berths in his first two seasons, highlighted by a runner-up finish at the 2016 College World Series.
- > During his tenure in Tucson, five position players garnered multiple All-America honors by an array of national publications, while two student-athletes were named Freshmen All-Americans.
- > Brown was an infielder on Cal State Fullerton's 1995 national championship team after transferring from Cal Poly Pomona, where he competed from 1991-93. While at CPP, he was a member of Bronco squads that captured the CCAA co-championship in 1991 and earned a spot in the 1993 NCAA Division II West Regionals.

MR. UTILITY

- > Cole Carrigg displayed his versatility in his first year on The Mesa in 2021, appearing in six different positions for the Aztecs.
- > The Turlock, California, native made 21 starts at third, five in left field, three in center, three at second base and one at designated hitter.
- > Not to be outdone, Carrigg has made two appearances as a relief pitcher, allowing two unearned runs on three hits and a walk in 1 1/3 innings.
- > During a three-game series at Air Force in the penultimate weekend of the regular season, Carrigg hit .545 (6-11) with five RBIs and seven runs scored.
- > In 2022, Carrigg has made 14 starts at second base, nine in center field, six at shortstop, five behind the plate and once each at pitcher and designated hitter.

LOCAL HEROES

- > San Diego State boasts 11 players on its current roster who are alumni of San Diego County high schools, including Brian Leonhardt and Ricky Tibbett (Eastlake); Fisher Pyatt and Charlie Rhee (St. Augustine); Joseph Ingrassia (Valhalla); Trevor Hazelhurst (Granite Hills); Deron Johnson (Poway); Evan Sipe (San Marcos); Poncho Ruiz (Mater Dei Catholic); Tyler Glowacki (Santana) and Hunter Hargett (Point Loma).

AZTECS IN MLB DRAFT

- > Since 1965, San Diego State has had 223 student-athletes chosen in the MLB First-Year Player Draft.
- > In 2021, the Aztecs had five players picked in the MLB Draft, giving the Scarlet and Black 28 selections overall since 2015.
- > Infielder Mike Jarvis was selected by Pittsburgh in the sixth round with the 163rd pick, while catcher Wyatt Hendrie also went to the Pirates shortly thereafter in the seventh round in the 193rd spot overall.
- > In addition, the New York Mets grabbed center fielder Matt Rudick in the 13th round (382nd overall); right fielder Jaden Fein was selected by the Washington Nationals in the 15th round (443rd overall), while right-handed pitcher Michael Paredes was snapped up by the Minnesota Twins in the 18th round (549th overall).
- > SDSU's five MLB Draft picks in 2021 were the most by a Mountain West school after Fresno State and New Mexico had two apiece, followed by Nevada, San José State and UNLV with one each.

MOUNTAIN WEST TOURNAMENT RETURNS TO SAN DIEGO

- > After a one-year hiatus, the Mountain West Championship returns this season and will be conducted at Tony Gwynn Stadium, May 26-28. The top four teams in the MW regular-season standings will qualify for the double elimination tournament, with the winner receiving an automatic berth into NCAA regional competition. NCAA Regionals will be held June 3-5.
- > SDSU has hosted the MW Championship on four previous occasions, most recently after the 2018 season when the Aztecs claimed their fifth conference crown in a six-year span.


CRAZY TONY GWYNN PLAYER STATS

- > Tony Gwynn completed his illustrious career with a .338 lifetime batting average. Every other player who had a career batting average of at least .338 played before 1943.
- > Gwynn hit .368 over a five-year stretch between 1993 and 1997.
- > Gwynn faced Tom Glavine, Greg Maddux, Pedro Martinez, and John Smoltz a combined 323 times. He struck out three times over those at bats.
- > Gwynn never struck out more than 40 times in a season and struck out less than 20 times in six straight years. He had a career-low 15 strikeouts in 1995.

2022 AZTEC RADIO/TV ROSTER




1
Caden MILLER
So. | 5-11 | 180 | S-R
IF | Newhall, Calif.




2
Brady ZAVOREK
Fr. | 5-11 | 175 | R-R
IF | Fresno, Calif.



3
Kenny LeBEAU
R-Jr. | 5-10 | 175 | L-R
IF | Granite Bay, Calif.



5
Fisher PYATT
So. | 6-0 | 180 | S-R
IF | San Diego, Calif.



8
Cole CARRIGG
So. | 6-2 | 180 | S-R
C/UT | Turlock, Calif.



9
Charlie RHEE
So. | 5-10 | 175 | R-R
OF | San Diego, Calif.



10
Tino BETHANCOURT
R-Fr. | 6-2 | 190 | R-R
IF | El Dorado Hills, Calif.




11
Avery JONES
Sr. | 6-6 | 215 | R-R
IF | Gig Harbor, Wash.



12
Max FOXCROFT
So. | 5-9 | 170 | L-R
IF | Newport Coast, Calif.



13
Alex RODRIGUEZ
R-Fr. | 6-2 | 180 | R-R
IF | Upland, Calif.




14
Irvin WEEMS
R-Jr. | 6-0 | 190 | R-R
OF | Las Vegas, Nev.



15
Xavier CARTER
R-So. | 6-4 | 210 | L-L
OF | Sacramento, Calif.



18
Tyler GLOWACKI
Fr. | 5-10 | 190 | L-L
OF | San Diego, Calif.



21
Brian LEONHARDT
Jr. | 6-2 | 200 | L-L
IF/LHP | San Diego, Calif.



22
Chris CANADA
Fr. | 6-7 | 205 | L-L
IF | Orange, Calif.



23
Jonny GUZMAN
R-So. | 6-2 | 190 | R-R
RHP | Orange, Calif.




24
Poncho RUIZ
So. | 6-2 | 190 | R-R
C | Tijuana, B.C., Mexico




25
Hunter HARGETT
Fr. | 6-2 | 185 | R-R
RHP | San Diego, Calif.



26
Omar SERRANO
R-Jr. | 6-4 | 170 | R-R
RHP | Downey, Calif.




27
Joseph INGRASSIA
So. | 6-2 | 210 | L-L
LHP | San Diego, Calif.



28
TJ FONDTAIN
So. | 6-4 | 190 | L-L
IF/LHP | Clovis, Calif.



29
Robert BRODELL
Jr. | 6-0 | 195 | R-R
RHP | Brawley, Calif.



30
Hunter CRANTON
R-So. | 6-3 | 195 | R-R
RHP | San Juan Capistrano, Calif.



31
Blake BUTCHER
R-So. | 6-0 | 200 | L-R
IF | Newport Beach, Calif.




32
Ricky TIBBETT
So. | 6-2 | 175 | L-R
RHP | San Diego, Calif.




35
Julian JACKSON
So. | 6-8 | 225 | L-R
RHP | Powder Springs, Ga.



36
Jacob FLORES
Sr. | 6-4 | 215 | L-L
LHP | Oxnard, Calif.




38
Ryan FAULKS
R-So. | 6-4 | 210 | R-R
RHP/IF | Rancho Santa Margarita, Calif.




39
Troy MELTON
Jr. | 6-4 | 190 | R-R
RHP | Anaheim, Calif.




40
Jadon BERCOVICH
R-Fr. | 6-2 | 210 | R-R
RHP | Reno, Nev.




41
Deron JOHNSON
Jr. | 6-0 | 195 | L-R
C | Poway, Calif.




42
Shaun MONTOYA
R-So. | 6-2 | 190 | L-R
OF | Rancho Cucamonga, Calif.




45
Evan SIPE
Fr. | 5-10 | 180 | R-R
C | San Marcos, Calif.




46
Trevor HAZELHURST
R-So. | 6-2 | 210 | L-L
OF | San Diego, Calif.



47
Eldridge ARMSTRONG III
Fr. | 6-2 | 205 | R-R
RHP | Simi Valley, Calif.




48
Johnny GIANNOLA
R-Fr. | 5-11 | 210 | R-R
UTL | Dana Point, Calif.



50
Kelena SAUER
So. | 6-3 | 205 | R-R
RHP | Mililani, Hawai'i



7
Mark MARTINEZ
Head Coach
8th Yr. | Mesa State '84



0
Shaun COLE
Pitching Coach
1st Yr. | William Penn '04



20
Sergio BROWN
Assistant Coach
1st Yr. | CSU Fullerton '95



33
Chris DOYLE
Volunteer Assistant Coach
1st Yr. | SDSU '17

2022 San Diego State Baseball
 Game Results for San Diego State (as of Apr 21, 2022)
 (All games)

Date	Opponent	Score	Inns	Overall	MW	Pitcher of record	Attend	Time
02-18-22	vs #17 TCU	L 3-5	9	0-1-0	0-0-0	BRODELL, R. (L 0-1)	0	3:42
02-19-22	vs Houston	w 4-3	9	1-1-0	0-0-0	SAUER (W 1-0)	0	3:13
02-20-22	vs California	L 3-6	9	1-2-0	0-0-0	FLORES, J. (L 0-1)	0	2:49
Feb 22, 2022	at UC Irvine	L 3-13	9	1-3-0	0-0-0	GUZMAN, J. (L 0-1)	581	3:27
02-25-22	HAWAI'I	w 7-1	9	2-3-0	0-0-0	FONDTAIN (W 1-0)	580	2:47
02-26-22	UTAH	L 0-4	9	2-4-0	0-0-0	SAUER (L 1-1)	694	2:26
02-27-22	UTAH	w 4-3	7	3-4-0	0-0-0	BERCOVICH (W 1-0)	1019	2:58
02-28-22	HAWAI'I	L 5-8	(15)	3-5-0	0-0-0	SERRANO, O. (L 0-2)	315	6:14
03-01-22	UC IRVINE	L 2-3	9	3-6-0	0-0-0	CRANTON, H. (L 0-1)	355	3:27
03-04-22	ARIZONA STATE	L 5-13	9	3-7-0	0-0-0	FONDTAIN (L 1-1)	232	3:10
03-05-22	ARIZONA STATE	L 4-6	9	3-8-0	0-0-0	SAUER (L 1-2)	556	2:49
03-06-22	ARIZONA STATE	w 4-3	9	4-8-0	0-0-0	FLORES, J. (W 1-1)	763	3:12
* 03-11-22	UNLV	L 2-5	9	4-9-0	0-1-0	FONDTAIN (L 1-2)	411	2:49
* 03-12-22	UNLV	L 3-4	9	4-10-0	0-2-0	BERCOVICH (L 1-1)	547	3:34
* 03-13-22	UNLV	L 8-10	9	4-11-0	0-3-0	GUZMAN, J. (L 0-2)	656	3:26
03-15-22	IOWA	L 4-6	9	4-12-0	0-3-0	CARRIGG (L 0-1)	344	4:01
* 03-18-22	at San Jose State	L 2-3	9	4-13-0	0-4-0	FLORES, J. (L 1-2)	418	2:42
* 03-19-22	at San Jose State	L 7-8	9	4-14-0	0-5-0	SAUER (L 1-3)	349	3:47
* 03-20-22	at San Jose State	L 8-9	9	4-15-0	0-6-0	BERCOVICH (L 1-2)	375	3:10
03-22-22	at UC San Diego	w 14-7	9	5-15-0	0-6-0	GUZMAN, J. (W 1-2)	385	4:18
* 03-25-22	FRESNO STATE	L 1-3	9	5-16-0	0-7-0	MELTON (L 0-1)	671	3:01
* 03-26-22	FRESNO STATE	L 2-8	9	5-17-0	0-8-0	SAUER (L 1-4)	548	2:46
* 03-27-22	FRESNO STATE	L 0-4	9	5-18-0	0-9-0	FONDTAIN (L 1-3)	565	2:30
03-29-22	UC SAN DIEGO	L 0-4	9	5-19-0	0-9-0	LEONHARDT (L 0-1)	383	3:26
* 04-01-22	at Nevada	w 13-1	9	6-19-0	1-9-0	MELTON (W 1-1)	716	2:55
* 04-02-22	at Nevada	L 6-12	9	6-20-0	1-10-0	SAUER (L 1-5)	981	3:46
* 04-03-22	at Nevada	L 6-8	9	6-21-0	1-11-0	FONDTAIN (L 1-4)	1350	2:49
04-05-22	LONG BEACH STATE	w 5-1	9	7-21-0	1-11-0	CANADA, C. (W 1-0)	337	2:50
* 04-08-22	SAN JOSE STATE	L 0-4	9	7-22-0	1-12-0	MELTON (L 1-2)	487	3:09
* 04-09-22	SAN JOSE STATE	L 8-11	(10)	7-23-0	1-13-0	SERRANO, O. (L 0-2)	828	4:53
* 04-10-22	SAN JOSE STATE	L 3-7	9	7-24-0	1-14-0	FLORES, J. (L 1-3)	531	3:06
04-12-22	at San Diego	L 3-8	9	7-25-0	1-14-0	HARGETT, H. (L 0-1)	1192	3:35
* 04-14-22	at New Mexico	w 10-3	9	8-25-0	2-14-0	MELTON (W 2-2)	1044	3:04
* 04-15-22	at New Mexico	w 14-13	9	9-25-0	3-14-0	TIBBETT (W 1-0)	1244	3:24
* 04-16-22	at New Mexico	w 11-8	8	10-25-0	4-14-0	ARMSTRONG, E. (W 1-0)	1309	3:30
04-18-22	SAN DIEGO	L 1-15	9	10-26-0	4-14-0	LEONHARDT (L 0-2)	304	3:15
04-19-22	at UC San Diego	L 2-4	9	10-27-0	4-14-0	TIBBETT (L 1-1)	272	3:28

() extra inning game

2022 San Diego State Baseball
 Games Summary for San Diego State (as of Apr 21, 2022)
 (All games)

Score by innings	1	2	3	4	5	6	7	8	9	EX	Total
San Diego State	17	13	28	20	21	26	18	20	14	0	177
Opponents	28	25	28	19	28	20	30	30	20	6	234

Record when ...											
Overall	10-27							After 6 leading	9-8		
Conference	4-14						 trailing	1-18		
Non-Conference	6-13						 tied	0-1		
Home games	4-17							After 7 leading	9-6		
Away games	5-8						 trailing	0-21		
Neutral site	1-2						 tied	0-0		
Day games	3-8							After 8 leading	8-2		
Night games	7-19						 trailing	0-23		
vs Left starter	2-7						 tied	0-2		
vs Right starter	8-20										
1-Run games	4-5							Hit 0 home runs	7-18		
2-Run games	0-7							... 1 home run	1-6		
5+Run games	4-6							... 2+ home runs	2-3		
Extra innings	0-2										
Shutouts	0-4							Opponent 0 home runs	5-8		
							 1 home run	3-12		
Scoring 0-2 runs	0-11						 2+ HRs	2-7		
..... 3-5 runs	4-10										
..... 6-9 runs	1-6							Made 0 errors	3-5		
..... 10+ runs	5-0						 1 error	5-12		
							 2+ errors	2-10		
Opponent 0-2 runs	3-0										
..... 3-5 runs	4-11							Opp. made 0 errors	4-13		
..... 6-9 runs	2-10						 1 error	2-8		
..... 10+ runs	1-6						 2+ errors	4-6		
Scored in 1st inning	3-5							Out-hit opponent	8-9		
Opp. scored in 1st	2-11							Out-hit by opponent	1-16		
Scores first	8-6							Hits are tied	1-2		
Opp. scores first	2-21										

Record when team scores:											
Runs	0	1	2	3	4	5	6	7	8	9	10+
W-L	0-4	0-2	0-5	0-6	3-2	1-2	0-2	1-1	0-3	0-0	5-0

Record when opponent scores:											
Runs	0	1	2	3	4	5	6	7	8	9	10+
W-L	0-0	3-0	0-0	4-3	0-6	0-2	0-3	1-1	1-5	0-1	1-6

Record when leading after:									
Inn.	1	2	3	4	5	6	7	8	
W-L	3-4	5-4	9-5	7-6	6-6	9-8	9-6	8-2	

Record when trailing after:									
Inn.	1	2	3	4	5	6	7	8	
W-L	0-11	0-15	0-17	1-19	2-18	1-18	0-21	0-23	

Record when tied after:									
Inn.	1	2	3	4	5	6	7	8	
W-L	7-12	5-8	1-5	2-2	2-3	0-1	0-0	0-2	

Current losing streak: 2
 Longest winning streak: 3
 Longest losing streak: 7

Home attendance : 11126 (21 dates avg = 529)
 Away attendance : 10216 (16 dates avg = 638)
 Total attendance: 21342 (37 dates avg = 576)

2022 San Diego State Baseball
Team Game-by-Game for San Diego State (as of Apr 21, 2022)
Batting (All games)

Date	Opponent	ab	r	h	rbi	2b	3b	hr	tb	bb	ibb	sb	cs	hbp	sac	sf	gdp	k	po	a	e	lob	avg
02-18-22	vs TCU	34	3	6	2	0	0	0	6	2	0	1	1	0	0	0	0	13	27	7	0	7	.176
02-19-22	vs Houston	27	4	6	4	1	0	0	7	4	0	0	2	2	0	1	0	6	27	7	1	6	.197
02-20-22	vs California	29	3	6	3	1	0	2	13	2	0	0	2	0	0	0	0	6	24	5	1	1	.200
Feb 22	at UC Irvine	34	3	10	3	1	0	0	11	4	0	0	0	1	1	0	1	6	24	5	1	10	.226
02-25-22	HAWAI'I	31	7	7	7	0	1	0	9	2	0	1	1	1	1	0	0	10	27	10	3	4	.226
02-26-22	UTAH	29	0	3	0	1	0	0	4	5	0	0	0	0	0	0	0	11	27	10	1	7	.207
02-27-22	UTAH	25	4	9	4	1	0	0	10	4	0	1	0	0	2	0	0	7	21	9	1	8	.225
02-28-22	HAWAI'I	52	5	10	5	1	0	0	11	7	2	1	0	6	2	0	0	15	45	17	1	17	.218
03-01-22	UC IRVINE	31	2	5	2	0	0	0	5	5	0	1	0	2	1	0	0	8	27	6	1	10	.212
03-04-22	ARIZONA STATE	35	5	9	4	0	0	0	9	2	0	0	0	1	0	1	0	10	27	14	2	7	.217
03-05-22	ARIZONA STATE	31	4	4	4	0	0	2	10	3	0	1	0	0	0	0	0	8	27	14	2	3	.209
03-06-22	ARIZONA STATE	31	4	8	3	3	0	0	11	7	0	2	1	2	1	0	0	7	27	6	1	13	.213
*03-11-22	UNLV	30	2	5	2	1	1	0	8	3	0	2	0	1	1	0	0	8	27	7	0	6	.210
*03-12-22	UNLV	34	3	9	2	2	0	0	11	3	0	3	1	0	0	0	0	6	27	3	2	7	.214
*03-13-22	UNLV	36	8	13	7	4	0	1	20	5	0	0	1	1	1	1	0	3	27	13	1	9	.225
03-15-22	IOWA	36	4	9	4	2	0	0	11	7	0	2	0	0	0	0	0	20	27	6	1	12	.227
*03-18-22	at San Jose State	33	2	5	2	1	1	0	8	4	0	0	0	2	0	0	0	9	24	12	1	10	.222
*03-19-22	at San Jose State	33	7	11	5	1	0	1	15	10	0	0	0	1	0	0	2	5	24	9	3	10	.228
*03-20-22	at San Jose State	36	8	9	6	0	0	3	18	5	0	4	0	0	1	0	1	4	25	5	0	7	.230
03-22-22	at UC San Diego	38	14	14	12	1	1	0	17	10	0	3	0	2	1	2	0	7	27	10	1	12	.238
*03-25-22	FRESNO STATE	28	1	4	0	0	0	0	4	5	2	2	0	1	2	0	0	13	27	7	3	8	.234
*03-26-22	FRESNO STATE	33	2	7	2	0	1	1	12	0	0	2	0	1	0	0	0	9	27	14	2	5	.233
*03-27-22	FRESNO STATE	30	0	5	0	0	0	0	5	1	0	0	2	2	0	0	0	6	27	12	1	6	.230
03-29-22	UC SAN DIEGO	30	0	4	0	0	0	0	4	2	0	3	0	2	0	0	0	7	27	10	1	7	.226
*04-01-22	at Nevada	43	13	18	12	5	0	2	29	2	0	1	0	0	0	1	1	4	27	13	1	6	.236
*04-02-22	at Nevada	39	6	13	5	2	0	1	18	5	0	2	0	4	0	0	0	9	24	6	4	15	.241
*04-03-22	at Nevada	36	6	10	5	3	0	1	16	5	0	0	1	0	0	0	0	4	24	6	4	8	.242
04-05-22	LONG BEACH STATE	28	5	6	5	1	1	1	12	5	0	1	1	0	0	1	0	6	27	8	0	5	.241
*04-08-22	SAN JOSE STATE	29	0	4	0	0	0	0	4	5	0	1	1	0	0	0	0	7	27	9	1	7	.238
*04-09-22	SAN JOSE STATE	35	8	7	7	0	1	1	12	12	0	9	2	3	0	0	0	7	30	7	3	12	.237
*04-10-22	SAN JOSE STATE	34	3	9	3	0	1	0	11	1	0	4	1	0	0	1	0	3	27	9	0	6	.238
04-12-22	at San Diego	34	3	7	3	2	0	0	9	6	0	0	0	0	1	0	0	7	24	9	1	11	.237
*04-14-22	at New Mexico	43	10	18	9	2	0	3	29	0	0	0	0	1	1	1	1	6	27	11	0	9	.244
*04-15-22	at New Mexico	43	14	18	12	1	1	0	21	3	0	8	0	3	0	1	0	4	27	8	3	9	.250
*04-16-22	at New Mexico	36	11	14	11	3	0	0	17	2	1	4	2	5	0	0	0	5	24	5	0	8	.255
04-18-22	SAN DIEGO	29	1	5	1	3	0	0	8	3	0	1	0	3	0	0	0	8	27	8	5	7	.253
04-19-22	at UC San Diego	31	2	8	2	1	0	0	9	5	0	1	2	0	1	0	0	7	24	6	0	8	.253
Totals		1246	177	315	158	44	9	19	434	156	5	61	21	47	17	10	6	281	985	323	53	303	.253

2022 San Diego State Baseball
 Team Game-by-Game for San Diego State (as of Apr 21, 2022)
 Pitching (All games)

Date	Opponent	ip	h	r	er	bb	so	2b	3b	hr	wp	bk	hbp	dp	ibb	score	w-l	sv	era
02-18-22	vs TCU	9.0	8	5	5	9	11	3	0	0	5	0	2	1	3	3-5	0-1	0	5.00
02-19-22	vs Houston	9.0	7	3	3	4	12	1	1	0	3	1	1	0	0	4-3	1-1	1	4.00
02-20-22	vs California	8.0	10	6	5	5	10	2	0	1	1	0	1	1	0	3-6	1-2	1	4.50
Feb 22	at UC Irvine	8.0	11	13	12	5	13	1	2	1	4	0	2	0	0	3-13	1-3	1	6.62
02-25-22	HAWAII	9.0	6	1	0	1	9	1	0	0	0	0	0	1	0	7-1	2-3	2	5.23
02-26-22	UTAH	9.0	8	4	3	1	11	1	0	1	2	0	0	0	0	0-4	2-4	2	4.85
02-27-22	UTAH	7.0	5	3	3	2	8	1	0	1	0	0	3	1	0	4-3	3-4	2	4.73
02-28-22	HAWAII	15.0	11	8	8	6	21	3	0	0	2	0	8	2	0	5-8	3-5	2	4.74
03-01-22	UC IRVINE	9.0	4	3	3	8	7	2	0	1	0	0	2	1	3	2-3	3-6	2	4.55
03-04-22	ARIZONA STATE	9.0	19	13	5	5	3	4	0	4	0	0	1	0	1	5-13	3-7	2	4.60
03-05-22	ARIZONA STATE	9.0	13	6	5	2	7	3	1	2	0	0	1	2	0	4-6	3-8	2	4.63
03-06-22	ARIZONA STATE	9.0	7	3	3	4	11	1	1	1	1	0	1	1	0	4-3	4-8	3	4.50
*03-11-22	UNLV	9.0	7	5	5	3	11	1	0	2	0	1	1	0	0	2-5	4-9	3	4.54
*03-12-22	UNLV	9.0	5	4	3	7	18	2	0	0	8	0	4	1	1	3-4	4-10	3	4.43
*03-13-22	UNLV	9.0	11	10	7	7	7	2	1	1	1	0	1	1	1	8-10	4-11	3	4.60
03-15-22	IOWA	9.0	9	6	6	6	13	2	0	1	4	0	3	0	0	4-6	4-12	3	4.68
*03-18-22	at San Jose State	8.0	4	3	1	1	7	3	0	1	0	0	0	0	0	2-3	4-13	3	4.50
*03-19-22	at San Jose State	8.0	10	8	4	6	2	0	2	1	2	0	2	1	1	7-8	4-14	3	4.50
*03-20-22	at San Jose State	8.1	10	9	8	4	6	1	1	2	2	0	2	0	1	8-9	4-15	3	4.70
03-22-22	at UC San Diego	9.0	9	7	6	7	12	2	2	1	4	0	2	1	0	14-7	5-15	3	4.77
*03-25-22	FRESNO STATE	9.0	6	3	3	6	14	1	0	1	0	0	1	0	1	1-3	5-16	3	4.68
*03-26-22	FRESNO STATE	9.0	9	8	7	6	8	4	0	0	1	0	2	0	0	2-8	5-17	3	4.79
*03-27-22	FRESNO STATE	9.0	3	4	3	8	9	1	0	0	0	0	0	0	1	0-4	5-18	3	4.71
03-29-22	UC SAN DIEGO	9.0	7	4	3	8	8	1	0	0	1	0	1	2	0	0-4	5-19	3	4.64
*04-01-22	at Nevada	9.0	5	1	0	1	7	0	0	0	1	0	0	1	0	13-1	6-19	3	4.45
*04-02-22	at Nevada	8.0	8	12	8	5	11	4	1	0	3	0	4	0	1	6-12	6-20	3	4.61
*04-03-22	at Nevada	8.0	6	8	3	6	6	1	0	1	0	0	0	0	1	6-8	6-21	3	4.57
04-05-22	LONG BEACH STATE	9.0	5	1	1	5	12	2	0	0	2	0	0	0	0	5-1	7-21	3	4.44
*04-08-22	SAN JOSE STATE	9.0	7	4	4	5	12	1	0	2	1	0	1	3	0	0-4	7-22	3	4.42
*04-09-22	SAN JOSE STATE	10.0	15	11	7	10	14	2	0	2	1	0	0	0	1	8-11	7-23	3	4.49
*04-10-22	SAN JOSE STATE	9.0	9	7	7	3	6	2	0	3	1	0	0	1	0	3-7	7-24	3	4.58
04-12-22	at San Diego	8.0	5	8	4	10	8	2	0	0	3	0	0	0	0	3-8	7-25	3	4.57
*04-14-22	at New Mexico	9.0	11	3	3	2	10	3	0	0	2	0	0	2	0	10-3	8-25	3	4.53
*04-15-22	at New Mexico	9.0	15	13	10	2	6	2	0	4	1	0	1	0	0	14-13	9-25	4	4.69
*04-16-22	at New Mexico	8.0	14	8	8	6	8	3	0	4	0	0	0	0	1	11-8	10-25	5	4.80
04-18-22	SAN DIEGO	9.0	16	15	9	3	8	2	0	1	5	0	3	0	0	1-15	10-26	5	4.92
04-19-22	at UC San Diego	8.0	11	4	4	9	13	1	0	1	0	0	3	0	2	2-4	10-27	5	4.91
Totals		328.1	326	234	179	188	359	68	12	40	61	2	53	23	19	177-234	10-27	5	4.91

2022 San Diego State Baseball
Overall Statistics for San Diego State (as of Apr 21, 2022)
(All games Sorted by Batting avg)

Record: 10-27 Home: 4-17 Away: 5-8 Neutral: 1-2 MW: 4-14

Player	avg	gp-gs	ab	r	h	2b	3b	hr	rbi	tb	slg%	bb	hp	so	gdp	ob%	sf	sh	sb-att	po	a	e	fld%
8 CARRIGG, Cole	.371	36-35	143	21	53	7	1	2	25	68	.476	6	2	21	2	.401	1	4	15-20	93	49	7	.953
24 RUIZ, Poncho	.298	37-37	141	24	42	7	1	4	22	63	.447	22	4	31	0	.402	2	0	1-1	275	31	6	.981
1 MILLER, Caden	.281	36-36	139	18	39	1	2	2	16	50	.360	18	10	27	0	.399	1	1	12-14	38	82	9	.930
21 LEONHARDT, Brian	.252	35-32	115	17	29	5	0	4	23	46	.400	11	2	24	0	.323	2	1	1-3	118	11	2	.985
18 GLOWACKI, Tyler	.245	28-26	94	9	23	5	0	0	9	28	.298	14	2	13	1	.348	2	2	1-2	47	1	2	.960

42 MONTOYA, Shaun	.342	24-21	73	12	25	2	1	0	7	29	.397	10	1	16	0	.429	0	1	4-7	41	2	1	.977
14 WEEMS, Irvin	.286	27-21	77	13	22	1	1	1	11	28	.364	9	7	15	0	.409	0	3	11-13	56	0	1	.982
10 BETHANCOURT, Tino	.241	30-29	87	17	21	4	1	1	9	30	.345	20	6	22	1	.409	2	0	6-7	108	24	5	.964
45 SIPE, Evan	.200	5-1	5	1	1	1	0	0	2	2	.400	1	1	2	0	.429	0	0	0-0	12	1	0	1.000
48 GIANNOLA, Johnny	.195	30-22	87	11	17	3	2	2	9	30	.345	9	4	20	0	.300	0	1	6-9	25	0	1	.962
15 CARTER, Xavier	.179	17-11	39	6	7	1	0	0	2	8	.205	4	1	7	0	.273	0	0	0-0	20	0	0	1.000
41 JOHNSON, Deron	.175	23-11	57	5	10	3	0	1	4	16	.281	9	0	11	1	.288	0	0	1-1	29	6	0	1.000
13 RODRIGUEZ, Alex	.163	22-18	49	4	8	1	0	0	4	9	.184	3	3	21	0	.255	0	2	1-2	30	30	1	.984
46 HAZELHURST, Trevor	.159	19-8	44	8	7	0	0	2	4	13	.295	6	0	17	1	.260	0	0	0-0	53	1	1	.982
12 FOXCROFT, Max	.150	11-5	20	3	3	1	0	0	5	4	.200	0	2	6	0	.227	0	0	0-0	2	9	3	.786
3 LEBEAU, Kenny	.139	15-10	36	7	5	2	0	0	3	7	.194	6	2	9	0	.295	0	1	0-0	10	21	2	.939
9 RHEE, Charlie	.136	15-6	22	1	3	0	0	0	3	3	.136	6	0	7	0	.321	0	1	2-2	11	6	0	1.000
28 FONDTAIN, TJ	.000	12-10	7	0	0	0	0	0	0	0	.000	2	0	3	0	.222	0	0	0-1	2	7	1	.900
31 BUTCHER, Blake	.000	4-3	6	0	0	0	0	0	0	0	.000	0	0	4	0	.000	0	0	0-0	1	4	1	.833
2 ZAVOREK, Brady	.000	2-1	3	0	0	0	0	0	0	0	.000	0	0	3	0	.000	0	0	0-0	0	0	0	.000
5 PYATT, Fisher	.000	2-0	2	0	0	0	0	0	0	0	.000	0	0	2	0	.000	0	0	0-0	0	1	0	1.000
35 JACKSON, Julian	.000	2-0	0	0	0	0	0	0	0	0	.000	0	0	0	0	.000	0	0	0-0	1	0	0	1.000
39 MELTON, Troy	.000	7-6	0	0	0	0	0	0	0	0	.000	0	0	0	0	.000	0	0	0-0	3	5	0	1.000
26 SERRANO, Omar	.000	7-1	0	0	0	0	0	0	0	0	.000	0	0	0	0	.000	0	0	0-0	0	0	0	.000
47 ARMSTRONG, Eldridge	.000	11-1	0	0	0	0	0	0	0	0	.000	0	0	0	0	.000	0	0	0-0	1	1	0	1.000
38 FAULKS, Ryan	.000	4-0	0	0	0	0	0	0	0	0	.000	0	0	0	0	.000	0	0	0-0	0	1	0	1.000
11 JONES, Avery	.000	11-0	0	0	0	0	0	0	0	0	.000	0	0	0	0	.000	0	0	0-0	1	3	0	1.000
23 GUZMAN, Jonny	.000	15-1	0	0	0	0	0	0	0	0	.000	0	0	0	0	.000	0	0	0-0	0	3	1	.750
36 FLORES, Jacob	.000	13-5	0	0	0	0	0	0	0	0	.000	0	0	0	0	.000	0	0	0-0	1	4	1	.833
25 HARGETT, Hunter	.000	7-0	0	0	0	0	0	0	0	0	.000	0	0	0	0	.000	0	0	0-0	0	0	0	.000
30 CRANTON, Hunter	.000	6-1	0	0	0	0	0	0	0	0	.000	0	0	0	0	.000	0	0	0-0	1	0	0	1.000
50 SAUER, Kelena	.000	9-7	0	0	0	0	0	0	0	0	.000	0	0	0	0	.000	0	0	0-0	2	5	5	.583
29 BRODELL, Robert	.000	7-0	0	0	0	0	0	0	0	0	.000	0	0	0	0	.000	0	0	0-0	1	2	2	.600
40 BERCOVICH, Jadon	.000	14-0	0	0	0	0	0	0	0	0	.000	0	0	0	0	.000	0	0	0-0	2	5	0	1.000
27 INGRASSIA, Joseph	.000	5-0	0	0	0	0	0	0	0	0	.000	0	0	0	0	.000	0	0	0-0	0	1	0	1.000
32 TIBBETT, Ricky	.000	15-0	0	0	0	0	0	0	0	0	.000	0	0	0	0	.000	0	0	0-0	0	3	1	.750
22 CANADA, Chris	.000	10-3	0	0	0	0	0	0	0	0	.000	0	0	0	0	.000	0	0	0-0	1	4	0	1.000
Totals	.253	37	1246	177	315	44	9	19	158	434	.348	156	47	281	6	.355	10	17	61-82	985	323	53	.961
Opponents	.256	37	1272	234	326	68	12	40	210	538	.423	188	53	359	3	.372	10	19	24-35	997	384	37	.974

LOB - Team (303), Opp (323). DPs turned - Team (23), Opp (25). CI - Team (0), Opp (1). IBB - Team (5), RUIZ, P. 3, LEONHARDT 1, GIANNOLA 1, Opp (19). Picked off - MONTOYA, S. 2, CARRIGG 2, RUIZ, P. 1, RODRIGUEZ,A. 1, BETHANCOURT 1.

2022 San Diego State Baseball
Overall Statistics for San Diego State (as of Apr 21, 2022)
(All games Sorted by Earned run avg)

Player	era	w-l	app	gs	cg	sho	sv	ip	h	r	er	bb	so	2b	3b	hr	b/avg	wp	hp	bk	sfa	sha
28 FONDTAIN, TJ	4.91	1-4	9	8	0	0/0	0	40.1	38	31	22	22	34	5	0	8	.244	2	4	1	1	2

39 MELTON, Troy	1.80	2-2	6	6	0	0/0	0	30.0	24	9	6	9	37	7	0	1	.214	1	1	0	1	2
40 BERCOVICH, Jadon	2.35	1-2	14	0	0	0/0	1	23.0	16	9	6	6	31	4	1	0	.195	2	5	1	0	2
35 JACKSON, Julian	3.00	0-0	2	0	0	0/0	0	3.0	5	2	1	1	2	0	0	0	.357	1	0	0	0	0
23 GUZMAN, Jonny	3.16	1-2	15	1	0	0/0	2	25.2	16	14	9	14	37	5	0	3	.180	6	6	0	1	3
29 BRODELL, Robert	3.55	0-1	7	0	0	0/0	0	12.2	15	12	5	11	9	3	0	1	.294	4	2	0	0	2
22 CANADA, Chris	3.70	1-0	10	3	0	0/0	0	24.1	22	10	10	17	24	4	0	2	.242	3	1	0	1	0
47 ARMSTRONG, Eldridge	3.78	1-0	11	1	0	0/0	0	16.2	22	7	7	9	15	3	0	5	.344	5	3	0	1	2
30 CRANTON, Hunter	3.86	0-1	6	1	0	0/0	0	9.1	8	5	4	3	13	4	1	1	.216	3	0	0	0	0
50 SAUER, Kelena	5.40	1-5	9	7	0	0/0	1	31.2	35	29	19	18	33	7	3	4	.271	12	10	0	1	2
32 TIBBETT, Ricky	5.60	1-1	15	0	0	0/0	1	27.1	33	18	17	13	24	5	1	6	.292	1	1	0	0	2
26 SERRANO, Omar	5.84	0-2	7	1	0	0/0	0	12.1	10	11	8	11	16	2	0	1	.222	3	4	0	1	0
36 FLORES, Jacob	6.12	1-3	13	5	0	0/0	0	32.1	35	24	22	21	34	8	3	5	.273	5	2	0	1	1
25 HARGETT, Hunter	6.75	0-1	7	0	0	0/0	0	6.2	5	8	5	8	15	0	0	2	.200	3	6	0	0	0
11 JONES, Avery	7.36	0-0	11	0	0	0/0	0	14.2	11	12	12	9	10	2	1	0	.229	1	2	0	1	1
27 INGRASSIA, Joseph	8.53	0-0	5	0	0	0/0	0	6.1	8	6	6	5	8	3	1	0	.308	3	1	0	0	0
21 LEONHARDT, Brian	10.57	0-2	4	3	0	0/0	0	7.2	14	15	9	5	10	4	0	0	.359	3	3	0	1	0
38 FAULKES, Ryan	13.50	0-0	4	0	0	0/0	0	3.1	5	6	5	3	5	0	1	0	.313	3	2	0	0	0
8 CARRIGG, Cole	54.00	0-1	1	1	0	0/0	0	1.0	4	6	6	3	2	2	0	1	.571	0	0	0	0	0
Totals	4.91	10-27	37	37	0	0/0	5	328.1	326	234	179	188	359	68	12	40	.256	61	53	2	10	19
Opponents	4.04	27-10	37	37	0	4/4	14	332.1	315	177	149	156	281	44	9	19	.253	36	47	3	10	17

PB - Team (15), RUIZ, P. 8, JOHNSON, D. 3, CARRIGG 3, SIPE, E. 1, Opp (4). Pickoffs - Team (4), RUIZ, P. 3, FONDTAIN 1, Opp (7). SBA/ATT - RUIZ, P. (22-30), GUZMAN, J. (5-5), SAUER (2-4), FONDTAIN (3-4), TIBBETT (3-3), ARMSTRONG, E. (0-3), MELTON (3-3), JONES, Av. (0-2), SERRANO, O. (1-2), JOHNSON, D. (1-2), CRANTON, H. (2-2), HARGETT, H. (2-2), CARRIGG (2-2), LEONHARDT (1-1), CANADA, C. (0-1), FLORES, J. (0-1), BERCOVICH (1-1).

2022 San Diego State Baseball
Overall Statistics for San Diego State (as of Apr 21, 2022)
(All games Sorted by Fielding pct)

Player	c	po	a	e	fld%	dp	sba	csb	sba%	pb	ci
41 JOHNSON, Deron	35	29	6	0	1.000	1	1	1	.500	3	0
15 CARTER, Xavier	20	20	0	0	1.000	0	0	0	---	0	0
9 RHEE, Charlie	17	11	6	0	1.000	1	0	0	---	0	0
45 SIPE, Evan	13	12	1	0	1.000	0	0	0	---	1	0
39 MELTON, Troy	8	3	5	0	1.000	2	3	0	1.000	0	0
40 BERCOVICH, Jadon	7	2	5	0	1.000	0	1	0	1.000	0	0
22 CANADA, Chris	5	1	4	0	1.000	0	0	1	.000	0	0
11 JONES, Avery	4	1	3	0	1.000	1	0	2	.000	0	0
47 ARMSTRONG, Eldridge	2	1	1	0	1.000	0	0	3	.000	0	0
5 PYATT, Fisher	1	0	1	0	1.000	0	0	0	---	0	0
30 CRANTON, Hunter	1	1	0	0	1.000	0	2	0	1.000	0	0
27 INGRASSIA, Joseph	1	0	1	0	1.000	0	0	0	---	0	0
38 FAULK, Ryan	1	0	1	0	1.000	0	0	0	---	0	0
35 JACKSON, Julian	1	1	0	0	1.000	0	0	0	---	0	0
21 LEONHARDT, Brian	131	118	11	2	.985	10	1	0	1.000	0	0
13 RODRIGUEZ, Alex	61	30	30	1	.984	5	0	0	---	0	0
14 WEEMS, Irvin	57	56	0	1	.982	0	0	0	---	0	0
46 HAZELHURST, Trevor	55	53	1	1	.982	2	0	0	---	0	0
24 RUIZ, Poncho	312	275	31	6	.981	2	22	8	.733	8	0
42 MONTOYA, Shaun	44	41	2	1	.977	0	0	0	---	0	0
10 BETHANCOURT, Tino	137	108	24	5	.964	8	0	0	---	0	0
48 GIANNOLA, Johnny	26	25	0	1	.962	0	0	0	---	0	0
18 GLOWACKI, Tyler	50	47	1	2	.960	1	0	0	---	0	0
8 CARRIGG, Cole	149	93	49	7	.953	10	2	0	1.000	3	0
3 LEBEAU, Kenny	33	10	21	2	.939	3	0	0	---	0	0
1 MILLER, Caden	129	38	82	9	.930	11	0	0	---	0	0
28 FONDTAIN, TJ	10	2	7	1	.900	0	3	1	.750	0	0
31 BUTCHER, Blake	6	1	4	1	.833	0	0	0	---	0	0
36 FLORES, Jacob	6	1	4	1	.833	0	0	1	.000	0	0
12 FOXCROFT, Max	14	2	9	3	.786	0	0	0	---	0	0
23 GUZMAN, Jonny	4	0	3	1	.750	0	5	0	1.000	0	0
32 TIBBETT, Ricky	4	0	3	1	.750	0	3	0	1.000	0	0
29 BRODELL, Robert	5	1	2	2	.600	1	0	0	---	0	0
50 SAUER, Kelena	12	2	5	5	.583	0	2	2	.500	0	0
2 ZAVOREK, Brady	0	0	0	0	.000	0	0	0	---	0	0
26 SERRANO, Omar	0	0	0	0	.000	0	1	1	.500	0	0
25 HARGETT, Hunter	0	0	0	0	.000	0	2	0	1.000	0	0
Totals	1361	985	323	53	.961	23	24	11	.686	15	0
Opponents	1418	997	384	37	.974	25	61	21	.744	4	1

Hitting minimums - 1 Games 2.5 AB/Game

Pitching minimums - 1 Games 1.0 IP/Game

2022 San Diego State Baseball
 Individual Season/Career Summary for San Diego State (as of Apr 21, 2022)
 (All games Sorted by Fielding pct)

Player	SEASON					CAREER				
	CH	PO	A	E	Fld%	SBA	CSB	SBA%	PB	CI
41 JOHNSON, Deion	35	29	6	0	1.000	1	1	.500	3	0
15 CARTER, Xavier	20	20	0	0	1.000	0	0	---	0	0
9 RHEE, Charlie	17	11	6	0	1.000	0	0	---	0	0
45 SIPE, Evan	13	12	1	0	1.000	0	0	---	1	0
39 MELTON, Troy	8	3	5	0	1.000	3	0	1.000	0	0
40 BERCOVICH, Jadon	7	2	5	0	1.000	1	0	1.000	0	0
22 CANADA, Chris	5	1	4	0	1.000	0	1	.000	0	0
11 JONES, Avery	4	1	3	0	1.000	0	2	.000	0	0
47 ARMSTRONG, Eldridge	2	1	1	0	1.000	0	3	.000	0	0
35 JACKSON, Julian	1	1	0	0	1.000	0	0	---	0	0
5 PYATT, Fisher	1	0	1	0	1.000	0	0	---	0	0
38 FAULK, Ryan	1	0	1	0	1.000	0	0	---	0	0
30 CRANTON, Hunter	1	1	0	0	1.000	2	0	1.000	0	0
27 INGRASSIA, Joseph	1	0	1	0	1.000	0	0	---	0	0
21 LEONHARDT, Brian	131	118	11	2	.985	1	0	1.000	0	0
13 RODRIGUEZ, Alex	61	30	30	0	.984	0	0	---	0	0
14 WEEEMS, Ivith	57	56	0	1	.982	0	0	---	0	0
46 HAZELHURST, Trevor	55	53	1	1	.982	0	0	---	0	0
24 RUIZ, Poncho	312	275	31	6	.981	22	8	.733	8	0
42 MONTOYA, Shaun	44	41	2	1	.977	0	0	---	0	0
10 BETHANICOURT, Thio	137	108	24	5	.964	0	0	---	0	0
48 GIANNOLA, Johnny	26	25	0	1	.962	0	0	---	0	0
18 GLOWACKI, Tyler	50	47	1	1	.960	0	0	---	0	0
8 CARRIGG, Cole	149	93	49	7	.953	2	0	1.000	3	0
3 LEBEAU, Kenny	33	10	21	2	.939	0	0	---	0	0
1 MILLER, Caden	129	38	82	9	.930	0	0	---	0	0
28 FONDTRAIN, TJ	10	2	7	1	.900	3	1	.750	0	0
36 FLORES, Jacob	6	1	4	1	.833	0	1	.000	0	0
31 BUTCHER, Blake	6	1	4	1	.833	0	0	---	0	0
12 FOXCROFT, Max	14	2	9	3	.786	0	0	---	0	0
32 TIBBETT, Ricky	4	0	3	1	.750	3	0	1.000	0	0
23 GUZMAN, Jonny	4	0	3	1	.750	5	0	1.000	0	0
29 BRODELL, Robert	5	1	2	2	.600	0	0	---	0	0
50 SAUER, Kelena	12	2	5	5	.583	2	2	.500	0	0
25 HARGETT, Hunter	0	0	0	0	.000	2	0	1.000	0	0
2 ZAVOREK, Brady	0	0	0	0	.000	0	0	---	0	0
26 SERRANO, Omar	0	0	0	0	.000	1	1	.500	0	0
Totals	1361	985	323	53	.961	24	11	.686	15	1
Opponents	1418	997	384	37	.974	61	21	.744	4	1

2022 San Diego State Baseball
Miscellaneous Stats for San Diego State (as of Apr 21, 2022)
(All games)

Multiple Hit Games	2	3	4	5+	Total
8 CARRIGG, Cole	10	5	-	1	16
1 MILLER, Caden	11	1	-	-	12
24 RUIZ, Poncho	7	2	1	-	10
21 LEONHARDT, Brian	10	-	-	-	10
42 MONTOYA, Shaun	6	-	2	-	8
14 WEEMS, Irvin	5	2	-	-	7
48 GIANNOLA, Johnny	5	-	-	-	5
18 GLOWACKI, Tyler	2	3	-	-	5
10 BETHANCOURT, Tin	1	1	-	-	2
41 JOHNSON, Deron	2	-	-	-	2
13 RODRIGUEZ, Alex	-	1	-	-	1
15 CARTER, Xavier	1	-	-	-	1
46 HAZELHURST, Trev	-	1	-	-	1
TEAM	60	16	3	1	80

Multiple RBI Games	2	3	4	5+	Total
8 CARRIGG, Cole	6	1	1	-	8
21 LEONHARDT, Brian	4	1	-	1	6
24 RUIZ, Poncho	5	-	-	-	5
1 MILLER, Caden	2	1	1	-	4
14 WEEMS, Irvin	2	1	-	-	3
48 GIANNOLA, Johnny	2	-	-	-	2
12 FOXCROFT, Max	2	-	-	-	2
41 JOHNSON, Deron	2	-	-	-	2
42 MONTOYA, Shaun	2	-	-	-	2
18 GLOWACKI, Tyler	-	1	-	-	1
3 LEBEAU, Kenny	1	-	-	-	1
45 SIPE, Evan	1	-	-	-	1
10 BETHANCOURT, Tin	1	-	-	-	1
13 RODRIGUEZ, Alex	1	-	-	-	1
9 RHEE, Charlie	1	-	-	-	1
TEAM	32	5	2	1	40

Hitting Streaks	Longest	Current
24 RUIZ, Poncho	9	1
8 CARRIGG, Cole	8	5
1 MILLER, Caden	8	2
10 BETHANCOURT, Tin	7	-
21 LEONHARDT, Brian	6	6
14 WEEMS, Irvin	6	-
42 MONTOYA, Shaun	5	1
18 GLOWACKI, Tyler	4	-
41 JOHNSON, Deron	3	-
12 FOXCROFT, Max	3	-
3 LEBEAU, Kenny	2	-
15 CARTER, Xavier	2	-
46 HAZELHURST, Trev	2	1
48 GIANNOLA, Johnny	2	-
13 RODRIGUEZ, Alex	2	-
9 RHEE, Charlie	1	-
45 SIPE, Evan	1	-

Reached Base Streaks	Longest	Current
10 BETHANCOURT, Tin	17	1
24 RUIZ, Poncho	15	8
8 CARRIGG, Cole	13	13
1 MILLER, Caden	13	2
18 GLOWACKI, Tyler	10	-
42 MONTOYA, Shaun	9	9
14 WEEMS, Irvin	9	9
21 LEONHARDT, Brian	6	6
3 LEBEAU, Kenny	6	-
41 JOHNSON, Deron	6	-
12 FOXCROFT, Max	4	-
15 CARTER, Xavier	4	-
13 RODRIGUEZ, Alex	4	-
48 GIANNOLA, Johnny	3	-
46 HAZELHURST, Trev	3	3
45 SIPE, Evan	3	-
9 RHEE, Charlie	2	-
28 FONDRAIN, TJ	2	-

2022 San Diego State Baseball
Miscellaneous Stats for San Diego State (as of Apr 21, 2022)
(All games)

Starting Lineup By Position
(Team W-L record when starter)

PITCHER:		
28 FONDTAIN, TJ	8	(2-6)
50 SAUER, Kelena	7	(1-6)
39 MELTON, Troy	6	(2-4)
36 FLORES, Jacob	5	(3-2)
22 CANADA, Chris	3	(2-1)
21 LEONHARDT, Bria	3	(0-3)
23 GUZMAN, Jonny	1	(0-1)
8 CARRIGG, Cole	1	(0-1)
47 ARMSTRONG, Eldr	1	(0-1)
26 SERRANO, Omar	1	(0-1)
30 CRANTON, Hunter	1	(0-1)
CATCHER:		
24 RUIZ, Poncho	29	(7-22)
8 CARRIGG, Cole	5	(1-4)
41 JOHNSON, Deron	2	(1-1)
45 SIPE, Evan	1	(1-0)
FIRST BASE:		
21 LEONHARDT, Bria	19	(6-13)
10 BETHANCOURT, Ti	12	(2-10)
46 HAZELHURST, Tre	5	(1-4)
41 JOHNSON, Deron	1	(1-0)
SECOND BASE:		
13 RODRIGUEZ, Alex	14	(4-10)
8 CARRIGG, Cole	14	(3-11)
1 MILLER, Caden	5	(2-3)
9 RHEE, Charlie	2	(0-2)
3 LEBEAU, Kenny	2	(1-1)
THIRD BASE:		
10 BETHANCOURT, Ti	17	(7-10)
3 LEBEAU, Kenny	8	(0-8)
12 FOXCROFT, Max	5	(2-3)
13 RODRIGUEZ, Alex	4	(0-4)
31 BUTCHER, Blake	3	(1-2)
SHORTSTOP:		
1 MILLER, Caden	31	(7-24)
8 CARRIGG, Cole	6	(3-3)
LEFT FIELD:		
48 GIANNOLA, Johnn	17	(5-12)
15 CARTER, Xavier	9	(2-7)
18 GLOWACKI, Tyler	6	(2-4)
9 RHEE, Charlie	3	(0-3)
46 HAZELHURST, Tre	2	(1-1)
CENTER FIELD:		
14 WEEMS, Irvin	18	(5-13)
42 MONTOYA, Shaun	10	(3-7)
8 CARRIGG, Cole	9	(2-7)
RIGHT FIELD:		
18 GLOWACKI, Tyler	20	(5-15)
42 MONTOYA, Shaun	11	(3-8)
14 WEEMS, Irvin	3	(1-2)
15 CARTER, Xavier	2	(0-2)
9 RHEE, Charlie	1	(1-0)
DESIGNATED HITTER:		
21 LEONHARDT, Bria	11	(3-8)
41 JOHNSON, Deron	8	(1-7)
24 RUIZ, Poncho	8	(3-5)
48 GIANNOLA, Johnn	5	(2-3)
28 FONDTAIN, TJ	2	(0-2)
2 ZAVOREK, Brady	1	(0-1)
8 CARRIGG, Cole	1	(0-1)
46 HAZELHURST, Tre	1	(1-0)

Starting Lineup By Lineup Spot
(Team W-L record when starter)

LEADOFF:		
1 MILLER, Caden	34	(9-25)
14 WEEMS, Irvin	3	(1-2)
2ND SPOT:		
8 CARRIGG, Cole	14	(2-12)
42 MONTOYA, Shaun	14	(5-9)
18 GLOWACKI, Tyler	7	(3-4)
14 WEEMS, Irvin	1	(0-1)
48 GIANNOLA, Johnn	1	(0-1)
3RD SPOT:		
24 RUIZ, Poncho	35	(9-26)
8 CARRIGG, Cole	2	(1-1)
CLEANUP:		
8 CARRIGG, Cole	16	(5-11)
48 GIANNOLA, Johnn	8	(1-7)
21 LEONHARDT, Bria	8	(3-5)
24 RUIZ, Poncho	2	(1-1)
41 JOHNSON, Deron	2	(0-2)
28 FONDTAIN, TJ	1	(0-1)
5TH SPOT:		
21 LEONHARDT, Bria	8	(1-7)
18 GLOWACKI, Tyler	7	(1-6)
48 GIANNOLA, Johnn	6	(3-3)
10 BETHANCOURT, Ti	5	(1-4)
41 JOHNSON, Deron	5	(1-4)
14 WEEMS, Irvin	2	(2-0)
15 CARTER, Xavier	2	(0-2)
28 FONDTAIN, TJ	1	(0-1)
46 HAZELHURST, Tre	1	(1-0)
6TH SPOT:		
10 BETHANCOURT, Ti	6	(2-4)
18 GLOWACKI, Tyler	6	(1-5)
14 WEEMS, Irvin	5	(0-5)
46 HAZELHURST, Tre	4	(2-2)
8 CARRIGG, Cole	3	(1-2)
48 GIANNOLA, Johnn	3	(1-2)
21 LEONHARDT, Bria	3	(3-0)
15 CARTER, Xavier	2	(0-2)
9 RHEE, Charlie	2	(0-2)
42 MONTOYA, Shaun	2	(0-2)
2 ZAVOREK, Brady	1	(0-1)
7TH SPOT:		
21 LEONHARDT, Bria	8	(1-7)
10 BETHANCOURT, Ti	6	(2-4)
14 WEEMS, Irvin	6	(1-5)
18 GLOWACKI, Tyler	5	(1-4)
48 GIANNOLA, Johnn	3	(2-1)
41 JOHNSON, Deron	3	(1-2)
15 CARTER, Xavier	2	(1-1)
42 MONTOYA, Shaun	1	(0-1)
46 HAZELHURST, Tre	1	(0-1)
31 BUTCHER, Blake	1	(0-1)
9 RHEE, Charlie	1	(1-0)
8TH SPOT:		
13 RODRIGUEZ, Alex	7	(0-7)
10 BETHANCOURT, Ti	7	(1-6)
15 CARTER, Xavier	5	(1-4)
3 LEBEAU, Kenny	5	(1-4)
21 LEONHARDT, Bria	3	(1-2)
42 MONTOYA, Shaun	3	(1-2)
12 FOXCROFT, Max	2	(1-1)
41 JOHNSON, Deron	1	(1-0)
48 GIANNOLA, Johnn	1	(0-1)
18 GLOWACKI, Tyler	1	(1-0)
14 WEEMS, Irvin	1	(1-0)

Individual Career History

ARMSTRONG, Eldridge

Year	avg	gp-gs	ab	r	h	2b	3b	hr	rbi	tb	slg%	bb	hbp	so	gdp	ob%	sf	sh	sb-att	po	a	e	fld%
2022	.000	11-1	0	0	0	0	0	0	0	0	.000	0	0	0	0	.000	0	0	0-0	1	1	0	1.000
TOTAL	.000	11-1	0	0	0	0	0	0	0	0	.000	0	0	0	0	.000	0	0	0-0	1	1	0	1.000

Year	era	w-l	app	gs	cq	sho	sv	ip	h	r	er	bb	so	2b	3b	hr	bf	bavg	wp	hbp	bk	sfa	sha
2022	3.78	1-0	11	1	0	0/0	0	16.2	22	7	7	9	15	3	0	5	79	.344	5	3	0	1	2
TOTAL	3.78	1-0	11	1	0	0/0	0	16.2	22	7	7	9	15	3	0	5	79	.344	5	3	0	1	2

SINGLE-GAME HIGHS [all-time ranking]:

- Innings pitched: 4.0, at UC San Diego, 04-19-22
- Walks allowed: 3, at UC San Diego, 04-19-22
- Strikeouts: 5, at UC San Diego, 04-19-22
- Batters faced: 22, at UC San Diego, 04-19-22
- Field chances: 2, at San Diego, 04-12-22
- Putouts: 1, at San Diego, 04-12-22
- Assists: 1, at San Diego, 04-12-22
- Runners CS: 2 [t-2nd], Long Beach State, 04-05-22

BERCOVICH, Jadon

Year	avg	gp-gs	ab	r	h	2b	3b	hr	rbi	tb	slg%	bb	hbp	so	gdp	ob%	sf	sh	sb-att	po	a	e	fld%
2022	.000	14-0	0	0	0	0	0	0	0	0	.000	0	0	0	0	.000	0	0	0-0	2	5	0	1.000
TOTAL	.000	14-0	0	0	0	0	0	0	0	0	.000	0	0	0	0	.000	0	0	0-0	2	5	0	1.000

Year	era	w-l	app	gs	cq	sho	sv	ip	h	r	er	bb	so	2b	3b	hr	bf	bavg	wp	hbp	bk	sfa	sha
2022	2.35	1-2	14	0	0	0/0	1	23.0	16	9	6	6	31	4	1	0	95	.195	2	5	1	0	2
TOTAL	2.35	1-2	14	0	0	0/0	1	23.0	16	9	6	6	31	4	1	0	95	.195	2	5	1	0	2

SINGLE-GAME HIGHS [all-time ranking]:

- Innings pitched: 6.0, Hawai'i, 02-28-22
- Walks allowed: 2, Fresno State, 03-25-22
- Strikeouts: 7, Hawai'i, 02-28-22
- Batters faced: 20, Hawai'i, 02-28-22
- Field chances: 3, Hawai'i, 02-28-22
- Putouts: 1, Utah, 02-27-22; Hawai'i, 02-28-22
- Assists: 2, Hawai'i, 02-28-22

Individual Career History

BETHANCOURT, Tino

Year	avg	gp-gs	ab	r	h	2b	3b	hr	rbi	tb	slg%	bb	hbp	so	gdp	ob%	sf	sh	sb-att	po	a	e	fld%
2022	.241	30-29	87	17	21	4	1	1	9	30	.345	20	6	22	1	.409	2	0	6-7	108	24	5	.964
TOTAL	.241	30-29	87	17	21	4	1	1	9	30	.345	20	6	22	1	.409	2	0	6-7	108	24	5	.964

SINGLE-GAME HIGHS [all-time ranking]:

Hits: 3, at New Mexico, 04-14-22

Doubles: 1, 4 times

Triples: 1 [t-1st], San Jose State, 04-09-22

Home runs: 1 [t-7th], at San Jose State, 03-20-22

Total bases: 4, at San Jose State, 03-20-22; at New Mexico, 04-14-22

RBI: 2, at San Jose State, 03-19-22

Runs scored: 2, Hawai'i, 02-28-22; San Jose State, 04-09-22; at New Mexico, 04-15-22

Walks: 3 [t-2nd], San Jose State, 04-09-22

Hit by pitch: 2 [t-2nd], at New Mexico, 04-16-22

Struck out: 2, 5 times

Sac flies: 1 [t-4th], Arizona State, 03-04-22; at UC San Diego, 03-22-22

At bats: 5, Hawai'i, 02-28-22

Stolen bases: 2 [t-5th], San Jose State, 04-09-22

Caught stealing: 1 [t-2nd], vs Houston, 02-19-22

Field chances: 16 [t-5th], Hawai'i, 02-28-22

Putouts: 14, Hawai'i, 02-28-22

Assists: 3, at New Mexico, 04-15-22

BRODELL, Robert

Year	avg	gp-gs	ab	r	h	2b	3b	hr	rbi	tb	slg%	bb	hbp	so	gdp	ob%	sf	sh	sb-att	po	a	e	fld%
2022	.000	7-0	0	0	0	0	0	0	0	0	.000	0	0	0	0	.000	0	0	0-0	1	2	2	.600
TOTAL	.000	7-0	0	0	0	0	0	0	0	0	.000	0	0	0	0	.000	0	0	0-0	1	2	2	.600

Year	era	w-l	app	gs	cg	sho	sv	ip	h	r	er	bb	so	2b	3b	hr	bf	bavq	wp	hbp	bk	sfa	sha
2022	3.55	0-1	7	0	0	0/0	0	12.2	15	12	5	11	9	3	0	1	66	.294	4	2	0	0	2
TOTAL	3.55	0-1	7	0	0	0/0	0	12.2	15	12	5	11	9	3	0	1	66	.294	4	2	0	0	2

SINGLE-GAME HIGHS [all-time ranking]:

Innings pitched: 4.0, Utah, 02-26-22

Walks allowed: 4 [t-6th], UC Irvine, 03-01-22

Strikeouts: 4, Utah, 02-26-22

Batters faced: 17, Arizona State, 03-04-22

Field chances: 3, at UC San Diego, 03-22-22

Putouts: 1, at UC San Diego, 03-22-22

Assists: 2, at UC San Diego, 03-22-22

Individual Career History

BUTCHER, Blake

Year	avg	gp-gs	ab	r	h	2b	3b	hr	rbi	tb	slg%	bb	hbp	so	gdp	ob%	sf	sh	sb-att	po	a	e	fld%
2022	.000	4-3	6	0	0	0	0	0	0	0	.000	0	0	4	0	.000	0	0	0-0	1	4	1	.833
TOTAL	.000	4-3	6	0	0	0	0	0	0	0	.000	0	0	4	0	.000	0	0	0-0	1	4	1	.833

SINGLE-GAME HIGHS [all-time ranking]:

Struck out: 2, Iowa, 03-15-22

At bats: 2, Arizona State, 03-06-22; Iowa, 03-15-22

Field chances: 3, Hawai'i, 02-28-22

Putouts: 1, Arizona State, 03-06-22

Assists: 3, Hawai'i, 02-28-22

CANADA, Chris

Year	avg	gp-gs	ab	r	h	2b	3b	hr	rbi	tb	slg%	bb	hbp	so	gdp	ob%	sf	sh	sb-att	po	a	e	fld%
2022	.000	10-3	0	0	0	0	0	0	0	0	.000	0	0	0	0	.000	0	0	0-0	1	4	0	1.000
TOTAL	.000	10-3	0	0	0	0	0	0	0	0	.000	0	0	0	0	.000	0	0	0-0	1	4	0	1.000

Year	era	w-l	app	gs	cq	sho	sv	ip	h	r	er	bb	so	2b	3b	hr	bf	bavg	wp	hbp	bk	sfa	sha
2022	3.70	1-0	10	3	0	0/0	0	24.1	22	10	10	17	24	4	0	2	110	.242	3	1	0	1	0
TOTAL	3.70	1-0	10	3	0	0/0	0	24.1	22	10	10	17	24	4	0	2	110	.242	3	1	0	1	0

SINGLE-GAME HIGHS [all-time ranking]:

Innings pitched: 6.1, San Jose State, 04-10-22

Walks allowed: 4 [1-6th], at New Mexico, 04-16-22

Strikeouts: 7, Long Beach State, 04-05-22

Batters faced: 24, at New Mexico, 04-16-22

Field chances: 2, San Jose State, 04-10-22

Putouts: 1, Hawai'i, 02-28-22

Assists: 2, San Jose State, 04-10-22

Runners CS: 1, San Jose State, 04-10-22

Individual Career History

CARRIGG, Cole

Year	avg	gp-gs	ab	r	h	2b	3b	hr	rbi	tb	slg%	bb	hbp	so	gdp	ob%	sf	sh	sb-att	po	a	e	fld%
2021	.270	37-33	111	37	30	11	1	2	23	49	.441	21	5	22	0	.406	1	0	3-3	33	21	11	.831
2022	.371	36-35	143	21	53	7	1	2	25	68	.476	6	2	21	2	.401	1	4	15-20	93	49	7	.953
TOTAL	.327	73-68	254	58	83	18	2	4	48	117	.461	27	7	43	2	.403	2	4	18-23	126	70	18	.916

Year	era	w-l	app	gs	cg	sho	sv	ip	h	r	er	bb	so	2b	3b	hr	bf	bavg	wp	hbp	bk	sfa	sha
2021	0.00	0-0	2	0	0	0/0	0	1.1	3	2	0	1	0	0	0	0	8	.500	0	0	1	1	0
2022	54.00	0-1	1	1	0	0/0	0	1.0	4	6	6	3	2	2	0	1	10	.571	0	0	0	0	0
TOTAL	23.14	0-1	3	1	0	0/0	0	2.1	7	8	6	4	2	2	0	1	18	.538	0	0	1	1	0

SINGLE-GAME HIGHS [all-time ranking]:

Hits: 6 [t-1st], at New Mexico, 04-15-22

Doubles: 2 [t-5th], 4 times

Triples: 1 [t-1st], UNLV, 03-14-21; at San Jose State, 03-18-22

Home runs: 1 [t-7th], 4 times

Total bases: 7, at Air Force, 05-22-21

RBI: 4, at New Mexico, 04-15-22

Runs scored: 4 [t-2nd], at Air Force, 05-22-21

Walks: 2, 6 times

Hit by pitch: 1, 6 times

Struck out: 2, 10 times

Sac flies: 1 [t-4th], at New Mexico, 04-14-22; at Nevada, 04-30-21

Sac bunts: 2 [t-1st], Utah, 02-27-22

At bats: 7 [t-1st], Hawai'i, 02-28-22

Stolen bases: 3 [t-1st], at New Mexico, 04-16-22

Caught stealing: 1 [t-2nd], 5 times

Innings pitched: 1.0, Iowa, 03-15-22; at San Jose State, Mar 27, 2021

Walks allowed: 3, Iowa, 03-15-22

Strikeouts: 2, Iowa, 03-15-22

Batters faced: 10, Iowa, 03-15-22

Field chances: 13, at UC Irvine, Feb 22, 2022

Putouts: 11, at UC Irvine, Feb 22, 2022

Assists: 5, Fresno State, 03-26-22; at Nevada, 04-01-22; San Jose State, 04-09-22

CARTER, Xavier

Year	avg	gp-gs	ab	r	h	2b	3b	hr	rbi	tb	slg%	bb	hbp	so	gdp	ob%	sf	sh	sb-att	po	a	e	fld%
2020	1.000	2-0	1	1	1	0	0	0	0	1	1.000	0	0	0	0	1.000	0	0	0-0	0	0	0	.000
2021	.286	3-2	7	1	2	0	0	1	2	5	.714	1	0	1	0	.375	0	0	0-0	3	0	0	1.000
2022	.179	17-11	39	6	7	1	0	0	2	8	.205	4	1	7	0	.273	0	0	0-0	20	0	0	1.000
TOTAL	.213	22-13	47	8	10	1	0	1	4	14	.298	5	1	8	0	.302	0	0	0-0	23	0	0	1.000

SINGLE-GAME HIGHS [all-time ranking]:

Hits: 2, at Nevada, 04-01-22; Dixie State, 04-25-21

Doubles: 1, at Nevada, 04-01-22

Home runs: 1 [t-7th], Dixie State, 04-25-21

Total bases: 5, Dixie State, 04-25-21

RBI: 2, Dixie State, 04-25-21

Runs scored: 3, at Nevada, 04-01-22

Walks: 2, at UC San Diego, 03-22-22

Hit by pitch: 1, at Nevada, 04-02-22

Struck out: 2, San Jose State, 04-08-22; at San Diego, 04-12-22

At bats: 4, 5 times

Field chances: 4, at San Diego, 04-12-22

Putouts: 4, at San Diego, 04-12-22

Individual Career History

CRANTON, Hunter

Year	avg	gp-gs	ab	r	h	2b	3b	hr	rbi	tb	slg%	bb	hbp	so	gdp	ob%	sf	sh	sb-att	po	a	e	fld%
2022	.000	6-1	0	0	0	0	0	0	0	0	.000	0	0	0	0	.000	0	0	0-0	1	0	0	1.000
TOTAL	.000	6-1	0	0	0	0	0	0	0	0	.000	0	0	0	0	.000	0	0	0-0	1	0	0	1.000

Year	era	w-l	app	gs	cq	sho	sv	ip	h	r	er	bb	so	2b	3b	hr	bf	bavg	wp	hbp	bk	sfa	sha
2022	3.86	0-1	6	1	0	0/0	0	9.1	8	5	4	3	13	4	1	1	40	.216	3	0	0	0	0
TOTAL	3.86	0-1	6	1	0	0/0	0	9.1	8	5	4	3	13	4	1	1	40	.216	3	0	0	0	0

SINGLE-GAME HIGHS [all-time ranking]:

Innings pitched: 3.0, UC Irvine, 03-01-22

Walks allowed: 2, UC Irvine, 03-01-22

Strikeouts: 4, at Nevada, 04-02-22

Batters faced: 15, UC Irvine, 03-01-22

Field chances: 1, UC Irvine, 03-01-22

Putouts: 1, UC Irvine, 03-01-22

FAULKS, Ryan

Year	avg	gp-gs	ab	r	h	2b	3b	hr	rbi	tb	slg%	bb	hbp	so	gdp	ob%	sf	sh	sb-att	po	a	e	fld%
2022	.000	4-0	0	0	0	0	0	0	0	0	.000	0	0	0	0	.000	0	0	0-0	0	1	0	1.000
TOTAL	.000	4-0	0	0	0	0	0	0	0	0	.000	0	0	0	0	.000	0	0	0-0	0	1	0	1.000

Year	era	w-l	app	gs	cq	sho	sv	ip	h	r	er	bb	so	2b	3b	hr	bf	bavg	wp	hbp	bk	sfa	sha
2022	13.50	0-0	4	0	0	0/0	0	3.1	5	6	5	3	5	0	1	0	21	.313	3	2	0	0	0
TOTAL	13.50	0-0	4	0	0	0/0	0	3.1	5	6	5	3	5	0	1	0	21	.313	3	2	0	0	0

SINGLE-GAME HIGHS [all-time ranking]:

Innings pitched: 1.0, Iowa, 03-15-22; San Diego, 04-18-22; at UC Irvine, Feb 22, 2022

Walks allowed: 2, at San Diego, 04-12-22

Strikeouts: 2, San Diego, 04-18-22; at UC Irvine, Feb 22, 2022

Batters faced: 8, at UC Irvine, Feb 22, 2022

Field chances: 1, Iowa, 03-15-22

Assists: 1, Iowa, 03-15-22

Individual Career History

FLORES, Jacob

Year	avg	gp-gs	ab	r	h	2b	3b	hr	rbi	tb	slg%	bb	hbp	so	gdp	ob%	sf	sh	sb-att	po	a	e	fld%
2018	.000	0-0	0	0	0	0	0	0	0	0	.000	0	0	0	0	.000	0	0	0-0	0	1	0	1.000
2019	.000	20-1	0	0	0	0	0	0	0	0	.000	0	0	0	0	.000	0	0	0-0	0	6	2	.750
2020	.000	8-1	0	0	0	0	0	0	0	0	.000	0	0	0	0	.000	0	0	0-0	0	7	0	1.000
2021	.000	7-0	0	0	0	0	0	0	0	0	.000	0	0	0	0	.000	0	0	0-0	0	0	0	.000
2022	.000	13-5	0	0	0	0	0	0	0	0	.000	0	0	0	0	.000	0	0	0-0	1	4	1	.833
TOTAL	.000	48-7	0	0	0	0	0	0	0	0	.000	0	0	0	0	.000	0	0	0-0	1	18	3	.864

Year	era	w-l	app	gs	cg	sho	sv	ip	h	r	er	bb	so	2b	3b	hr	bf	bavg	wp	hbp	bk	sfa	sha
2018	3.86	0-0	19	2	0	0/0	1	21.0	17	11	9	12	19	3	1	3	96	.221	5	4	0	3	0
2019	3.75	2-2	20	1	0	0/0	1	36.0	37	21	15	27	38	4	0	2	172	.274	3	5	0	2	2
2020	1.45	2-0	8	1	0	0/0	0	18.2	14	4	3	11	25	1	0	1	82	.203	2	2	1	0	0
2021	19.80	0-0	7	0	0	0/0	0	5.0	6	12	11	11	6	2	0	0	36	.300	3	4	0	1	0
2022	6.12	1-3	13	5	0	0/0	0	32.1	35	24	22	21	34	8	3	5	153	.273	5	2	0	1	1
TOTAL	4.78	5-5	67	9	0	0/0	2	113.0	109	72	60	82	122	18	4	11	539	.254	18	17	1	7	3

SINGLE-GAME HIGHS [all-time ranking]:

Innings pitched: 6.0, Arizona State, 03-06-22

Walks allowed: 5 [t-1st], UNLV, 03-13-22

Strikeouts: 7, Utah, 02-27-22

Batters faced: 29, Arizona State, 03-06-22

Field chances: 3, Utah, 02-27-22

Putouts: 1, UNLV, 03-13-22

Assists: 2, 4 times

Runners CS: 1, at Cal State Fullerton, Apr 12, 2019; at UC San Diego, 03-22-22; Oregon State, Feb 28, 2020

FONDTAIN, TJ

Year	avg	gp-gs	ab	r	h	2b	3b	hr	rbi	tb	slg%	bb	hbp	so	gdp	ob%	sf	sh	sb-att	po	a	e	fld%
2020	.250	4-0	4	0	1	0	0	0	1	1	.250	1	1	0	0	.500	0	0	0-0	7	0	0	1.000
2021	.250	12-1	20	2	5	1	0	0	5	6	.300	2	0	6	0	.304	1	0	0-0	9	0	1	.900
2022	.000	12-10	7	0	0	0	0	0	0	0	.000	2	0	3	0	.222	0	0	0-1	2	7	1	.900
TOTAL	.194	28-11	31	2	6	1	0	0	6	7	.226	5	1	9	0	.316	1	0	0-1	18	7	2	.926

Year	era	w-l	app	gs	cg	sho	sv	ip	h	r	er	bb	so	2b	3b	hr	bf	bavg	wp	hbp	bk	sfa	sha
2022	4.91	1-4	9	8	0	0/0	0	40.1	38	31	22	22	34	5	0	8	185	.244	2	4	1	1	2
TOTAL	4.91	1-4	9	8	0	0/0	0	40.1	38	31	22	22	34	5	0	8	185	.244	2	4	1	1	2

SINGLE-GAME HIGHS [all-time ranking]:

Hits: 1, 6 times

Doubles: 1, Dixie State, 04-24-21

Total bases: 2, Dixie State, 04-24-21

RBI: 2, New Mexico, 04-02-21; Dixie State, 04-24-21

Runs scored: 1, at Fresno State, 04-18-21; Dixie State, 04-24-21

Walks: 1, 5 times

Hit by pitch: 1, at Coastal Carolina, Feb 15, 2020

Struck out: 2, Hawai'i, 02-28-22; Dixie State, 04-24-21

Sac flies: 1 [t-4th], at Nevada, 04-30-21

At bats: 4, Hawai'i, 02-28-22

Caught stealing: 1 [t-2nd], vs California, 02-20-22

Innings pitched: 6.0, Hawai'i, 02-25-22; at San Jose State, 03-20-22

Walks allowed: 4 [t-6th], at Nevada, 04-03-22; San Jose State, 04-09-22

Strikeouts: 8, San Jose State, 04-09-22

Batters faced: 26, at San Jose State, 03-20-22

Field chances: 5, at Nevada, 04-30-21

Putouts: 5, at Nevada, 04-30-21

Assists: 3, Hawai'i, 02-25-22

Runners CS: 1, Arizona State, 03-04-22

Individual Career History

FOXCROFT, Max

Year	avg	gp-gs	ab	r	h	2b	3b	hr	rbi	tb	slg%	bb	hbp	so	gdp	ob%	sf	sh	sb-att	po	a	e	fld%
2021	.067	12-5	15	2	1	0	0	0	1	1	.067	6	1	3	0	.364	0	1	1-1	4	7	2	.846
2022	.150	11-5	20	3	3	1	0	0	5	4	.200	0	2	6	0	.227	0	0	0-0	2	9	3	.786
TOTAL	.114	23-10	35	5	4	1	0	0	6	5	.143	6	3	9	0	.295	0	1	1-1	6	16	5	.815

SINGLE-GAME HIGHS [all-time ranking]:

Hits: 1, 4 times

Doubles: 1, at Nevada, 04-03-22

Total bases: 2, at Nevada, 04-03-22

RBI: 2, at Nevada, 04-01-22; at Nevada, 04-03-22

Runs scored: 1, 5 times

Walks: 1, 5 times

Hit by pitch: 1, UC San Diego, 03-29-22; at Nevada, 04-02-22; at UC San Diego, Feb 28, 2021

Struck out: 2, Hawai'i, 02-25-22; Utah, 02-26-22; at UC San Diego, Feb 28, 2021

Sac bunts: 1 [t-5th], Dixie State, 04-24-21

At bats: 5, at Nevada, 04-01-22

Stolen bases: 1, Dixie State, 04-25-21

Field chances: 4, Fresno State, 03-07-21; UC San Diego, 03-29-22; at UNLV, 05-16-21

Putouts: 3, at UNLV, 05-16-21

Assists: 3, UC San Diego, 03-29-22

GIANNOLA, Johnny

Year	avg	gp-gs	ab	r	h	2b	3b	hr	rbi	tb	slg%	bb	hbp	so	gdp	ob%	sf	sh	sb-att	po	a	e	fld%
2022	.195	30-22	87	11	17	3	2	2	9	30	.345	9	4	20	0	.300	0	1	6-9	25	0	1	.962
TOTAL	.195	30-22	87	11	17	3	2	2	9	30	.345	9	4	20	0	.300	0	1	6-9	25	0	1	.962

SINGLE-GAME HIGHS [all-time ranking]:

Hits: 2, 5 times

Doubles: 1, Hawai'i, 02-28-22; UNLV, 03-11-22; at San Jose State, 03-19-22

Triples: 1 [t-1st], Hawai'i, 02-25-22; UNLV, 03-11-22

Home runs: 1 [t-7th], at Nevada, 04-02-22; at New Mexico, 04-14-22

Total bases: 5, UNLV, 03-11-22; at Nevada, 04-02-22; at New Mexico, 04-14-22

RBI: 2, UNLV, 03-11-22; at Nevada, 04-02-22

Runs scored: 2, Hawai'i, 02-25-22

Walks: 1, 9 times

Hit by pitch: 2 [t-2nd], Arizona State, 03-06-22

Struck out: 3 [t-6th], Iowa, 03-15-22; Fresno State, 03-25-22

Sac bunts: 1 [t-5th], Hawai'i, 02-28-22

At bats: 5, UNLV, 03-13-22; Iowa, 03-15-22; at New Mexico, 04-15-22

Stolen bases: 2 [t-5th], at New Mexico, 04-15-22

Caught stealing: 1 [t-2nd], Hawai'i, 02-25-22; Arizona State, 03-06-22; at New Mexico, 04-16-22

Field chances: 4, Hawai'i, 02-25-22

Putouts: 4, Hawai'i, 02-25-22

Individual Career History

GLOWACKI, Tyler

Year	avg	gp-gs	ab	r	h	2b	3b	hr	rbi	tb	slg%	bb	hbp	so	gdp	ob%	sf	sh	sb-att	po	a	e	fld%
2022	.245	28-26	94	9	23	5	0	0	9	28	.298	14	2	13	1	.348	2	2	1-2	47	1	2	.960
TOTAL	.245	28-26	94	9	23	5	0	0	9	28	.298	14	2	13	1	.348	2	2	1-2	47	1	2	.960

SINGLE-GAME HIGHS [all-time ranking]:

Hits: 3, Hawai'i, 02-28-22; Iowa, 03-15-22; at Nevada, 04-02-22

Doubles: 2 [t-5th], Iowa, 03-15-22

Total bases: 5, Iowa, 03-15-22

RBI: 3, Iowa, 03-15-22

Runs scored: 2, Hawai'i, 02-28-22; at Nevada, 04-02-22

Walks: 2, Utah, 02-26-22; UNLV, 03-12-22

Hit by pitch: 1, UC Irvine, 03-01-22; at San Jose State, 03-19-22

Struck out: 1, 13 times

Sac flies: 1 [t-4th], at Nevada, 04-01-22; Long Beach State, 04-05-22

Sac bunts: 2 [t-1st], Fresno State, 03-25-22

At bats: 6 [t-8th], Hawai'i, 02-28-22; at UC San Diego, 03-22-22

Stolen bases: 1, at San Jose State, 03-20-22

Caught stealing: 1 [t-2nd], UNLV, 03-12-22

Field chances: 6, at Nevada, 04-01-22

Putouts: 5, vs TCU, 02-18-22; at Nevada, 04-01-22

Assists: 1, at San Jose State, 03-19-22

GUZMAN, Jonny

Year	avg	gp-gs	ab	r	h	2b	3b	hr	rbi	tb	slg%	bb	hbp	so	gdp	ob%	sf	sh	sb-att	po	a	e	fld%
2020	.000	2-0	0	0	0	0	0	0	0	0	.000	0	0	0	0	.000	0	0	0-0	0	0	0	.000
2022	.000	15-1	0	0	0	0	0	0	0	0	.000	0	0	0	0	.000	0	0	0-0	0	3	1	.750
TOTAL	.000	17-1	0	0	0	0	0	0	0	0	.000	0	0	0	0	.000	0	0	0-0	0	3	1	.750

Year	era	w-l	app	gs	cg	sho	sv	ip	h	r	er	bb	so	2b	3b	hr	bf	bavq	wp	hbp	bk	sfa	sha
2020	40.50	0-0	2	0	0	0/0	0	1.1	6	6	6	3	2	2	0	2	12	.667	0	0	0	0	0
2022	3.16	1-2	15	1	0	0/0	2	25.2	16	14	9	14	37	5	0	3	113	.180	6	6	0	1	3
TOTAL	5.00	1-2	17	1	0	0/0	2	27.0	22	20	15	17	39	7	0	5	125	.224	6	6	0	1	3

SINGLE-GAME HIGHS [all-time ranking]:

Innings pitched: 4.1, at UC Irvine, Feb 22, 2022

Walks allowed: 3, at Nevada, 04-02-22; at UC Irvine, Feb 22, 2022

Strikeouts: 9 [t-5th], at UC Irvine, Feb 22, 2022

Batters faced: 19, at UC Irvine, Feb 22, 2022

Field chances: 1, 4 times

Assists: 1, UNLV, 03-13-22; at Nevada, 04-02-22; at UC Irvine, Feb 22, 2022

Individual Career History

HARGETT, Hunter

Year	avg	gp-gs	ab	r	h	2b	3b	hr	rbi	tb	slg%	bb	hbp	so	gdp	ob%	sf	sh	sb-att	po	a	e	fld%
2022	.000	7-0	0	0	0	0	0	0	0	0	.000	0	0	0	0	.000	0	0	0-0	0	0	0	.000
TOTAL	.000	7-0	0	0	0	0	0	0	0	0	.000	0	0	0	0	.000	0	0	0-0	0	0	0	.000

Year	era	w-l	app	gs	cg	sho	sv	ip	h	r	er	bb	so	2b	3b	hr	bf	bavg	wp	hbp	bk	sfa	sha
2022	6.75	0-1	7	0	0	0/0	0	6.2	5	8	5	8	15	0	0	2	39	.200	3	6	0	0	0
TOTAL	6.75	0-1	7	0	0	0/0	0	6.2	5	8	5	8	15	0	0	2	39	.200	3	6	0	0	0

SINGLE-GAME HIGHS [all-time ranking]:

Innings pitched: 2.2, at UC San Diego, 04-19-22

Walks allowed: 3, at UC San Diego, 04-19-22

Strikeouts: 6, at UC San Diego, 04-19-22

Batters faced: 13, at UC San Diego, 04-19-22

HAZELHURST, Trevor

Year	avg	gp-gs	ab	r	h	2b	3b	hr	rbi	tb	slg%	bb	hbp	so	gdp	ob%	sf	sh	sb-att	po	a	e	fld%
2022	.159	19-8	44	8	7	0	0	2	4	13	.295	6	0	17	1	.260	0	0	0-0	53	1	1	.982
TOTAL	.159	19-8	44	8	7	0	0	2	4	13	.295	6	0	17	1	.260	0	0	0-0	53	1	1	.982

SINGLE-GAME HIGHS [all-time ranking]:

Hits: 3, at Nevada, 04-01-22

Home runs: 1 [t-7th], Arizona State, 03-05-22; at Nevada, 04-01-22

Total bases: 6, at Nevada, 04-01-22

RBI: 1, 4 times

Runs scored: 3, at Nevada, 04-01-22

Walks: 2, Arizona State, 03-06-22; at San Jose State, 03-20-22

Struck out: 3 [t-6th], Iowa, 03-15-22

At bats: 4, 5 times

Field chances: 12, at Nevada, 04-01-22

Putouts: 12, at Nevada, 04-01-22

Assists: 1, Fresno State, 03-27-22

Individual Career History

INGRASSIA, Joseph

Year	avg	gp-gs	ab	r	h	2b	3b	hr	rbi	tb	slg%	bb	hbp	so	gdp	ob%	sf	sh	sb-att	po	a	e	fld%
2021	.000	6-0	0	0	0	0	0	0	0	0	.000	0	0	0	0	.000	0	0	0-0	0	0	0	.000
2022	.000	5-0	0	0	0	0	0	0	0	0	.000	0	0	0	0	.000	0	0	0-0	0	1	0	1.000
TOTAL	.000	11-0	0	0	0	0	0	0	0	0	.000	0	0	0	0	.000	0	0	0-0	0	1	0	1.000

Year	era	w-l	app	gs	cg	sho	sv	ip	h	r	er	bb	so	2b	3b	hr	bf	bavg	wp	hbp	bk	sfa	sha
2021	7.36	0-0	6	0	0	0/0	0	3.2	0	6	3	5	5	0	0	0	19	.000	3	1	0	0	0
2022	8.53	0-0	5	0	0	0/0	0	6.1	8	6	6	5	8	3	1	0	32	.308	3	1	0	0	0
TOTAL	8.10	0-0	11	0	0	0/0	0	10.0	8	12	9	10	13	3	1	0	51	.205	6	2	0	0	0

SINGLE-GAME HIGHS [all-time ranking]:

Innings pitched: 2.1, vs California, 02-20-22

Walks allowed: 2, vs California, 02-20-22; at Air Force, 05-23-21

Strikeouts: 3, vs TCU, 02-18-22

Batters faced: 12, vs California, 02-20-22

Field chances: 1, vs California, 02-20-22

Assists: 1, vs California, 02-20-22

JACKSON, Julian

Year	avg	gp-gs	ab	r	h	2b	3b	hr	rbi	tb	slg%	bb	hbp	so	gdp	ob%	sf	sh	sb-att	po	a	e	fld%
2022	.000	2-0	0	0	0	0	0	0	0	0	.000	0	0	0	0	.000	0	0	0-0	1	0	0	1.000
TOTAL	.000	2-0	0	0	0	0	0	0	0	0	.000	0	0	0	0	.000	0	0	0-0	1	0	0	1.000

Year	era	w-l	app	gs	cg	sho	sv	ip	h	r	er	bb	so	2b	3b	hr	bf	bavg	wp	hbp	bk	sfa	sha
2022	3.00	0-0	2	0	0	0/0	0	3.0	5	2	1	1	2	0	0	0	15	.357	1	0	0	0	0
TOTAL	3.00	0-0	2	0	0	0/0	0	3.0	5	2	1	1	2	0	0	0	15	.357	1	0	0	0	0

SINGLE-GAME HIGHS [all-time ranking]:

Innings pitched: 2.0, San Diego, 04-18-22

Walks allowed: 1, at San Diego, 04-12-22

Strikeouts: 1, at San Diego, 04-12-22; San Diego, 04-18-22

Batters faced: 11, San Diego, 04-18-22

Field chances: 1, San Diego, 04-18-22

Putouts: 1, San Diego, 04-18-22

Individual Career History

JOHNSON, Deron

Year	avg	gp-gs	ab	r	h	2b	3b	hr	rbi	tb	slg%	bb	hbp	so	gdp	ob%	sf	sh	sb-att	po	a	e	fld%
2019	.225	21-8	40	7	9	4	0	0	2	13	.325	6	0	11	1	.326	0	0	0-0	50	7	1	.983
2020	.250	3-1	4	0	1	0	0	0	0	1	.250	0	0	2	0	.250	0	0	0-0	3	0	0	1.000
2022	.175	23-11	57	5	10	3	0	1	4	16	.281	9	0	11	1	.288	0	0	1-1	29	6	0	1.000
TOTAL	.198	47-20	101	12	20	7	0	1	6	30	.297	15	0	24	2	.302	0	0	1-1	82	13	1	.990

SINGLE-GAME HIGHS [all-time ranking]:

Hits: 2, at San Jose State, 03-18-22; at UC San Diego, 03-22-22; at Air Force, Apr 18, 2019

Doubles: 2 [t-5th], at Air Force, Apr 18, 2019

Home runs: 1 [t-7th], at San Jose State, 03-20-22

Total bases: 4, at San Jose State, 03-20-22; at Air Force, Apr 18, 2019

RBI: 2, at San Jose State, 03-20-22; at UC San Diego, 03-22-22

Runs scored: 2, at UC San Diego, 03-22-22; Seattle, Mar 17, 2019

Walks: 2, at UC San Diego, 03-22-22; at San Diego, 04-12-22; Texas Tech, Mar 06, 2019

Struck out: 3 [t-6th], Fresno State, 03-26-22

At bats: 5, at San Jose State, 03-20-22; at New Mexico, 04-15-22

Stolen bases: 1, at UC San Diego, 03-22-22

Field chances: 14, Air Force, Apr 19, 2019

Putouts: 10, at UC Irvine, Apr 16, 2019; New Mexico, May 18, 2019

Assists: 4, Air Force, Apr 19, 2019

Runners CS: 1, UC San Diego, 03-29-22

JONES, Avery

Year	avg	gp-gs	ab	r	h	2b	3b	hr	rbi	tb	slg%	bb	hbp	so	gdp	ob%	sf	sh	sb-att	po	a	e	fld%
2020	.000	4-1	0	0	0	0	0	0	0	0	.000	0	0	0	0	.000	0	0	0-0	0	1	0	1.000
2021	.000	3-0	0	0	0	0	0	0	0	0	.000	0	0	0	0	.000	0	0	0-0	0	0	0	.000
2022	.000	11-0	0	0	0	0	0	0	0	0	.000	0	0	0	0	.000	0	0	0-0	1	3	0	1.000
TOTAL	.000	18-1	0	0	0	0	0	0	0	0	.000	0	0	0	0	.000	0	0	0-0	1	4	0	1.000

Year	era	w-l	app	gs	cg	sho	sv	ip	h	r	er	bb	so	2b	3b	hr	bf	bavg	wp	hbp	bk	sfa	sha
2020	0.00	1-0	4	1	0	0/1	0	6.1	4	0	0	4	5	1	0	0	28	.182	1	2	0	0	0
2021	6.75	1-0	3	0	0	0/0	0	5.1	5	4	4	4	2	1	1	0	25	.250	1	1	0	0	0
2022	7.36	0-0	11	0	0	0/0	0	14.2	11	12	12	9	10	2	1	0	61	.229	1	2	0	1	1
TOTAL	5.47	2-0	18	1	0	0/1	0	26.1	20	16	16	17	17	4	2	0	114	.222	3	5	0	1	1

SINGLE-GAME HIGHS [all-time ranking]:

Innings pitched: 3.1, at UC Irvine, Feb 25, 2020

Walks allowed: 2, 4 times

Strikeouts: 4, Fresno State, 03-26-22

Batters faced: 15, at UC Irvine, Feb 25, 2020

Field chances: 1, 5 times

Putouts: 1, Fresno State, 03-26-22

Assists: 1, 4 times

Runners CS: 1, at San Jose State, 03-20-22; Fresno State, 03-26-22

Individual Career History

LEBEAU, Kenny

Year	avg	gp-gs	ab	r	h	2b	3b	hr	rbi	tb	slg%	bb	hbp	so	gdp	ob%	sf	sh	sb-att	po	a	e	fld%
2022	.139	15-10	36	7	5	2	0	0	3	7	.194	6	2	9	0	.295	0	1	0-0	10	21	2	.939
TOTAL	.139	15-10	36	7	5	2	0	0	3	7	.194	6	2	9	0	.295	0	1	0-0	10	21	2	.939

SINGLE-GAME HIGHS [all-time ranking]:

Hits: 1, 5 times

Doubles: 1, Arizona State, 03-06-22; UNLV, 03-13-22

Total bases: 2, Arizona State, 03-06-22; UNLV, 03-13-22

RBI: 2, Hawai'i, 02-28-22

Runs scored: 2, UNLV, 03-13-22

Walks: 1, 6 times

Hit by pitch: 1, Hawai'i, 02-28-22; Arizona State, 03-04-22

Struck out: 2, Arizona State, 03-06-22; Fresno State, 03-27-22

Sac bunts: 1 [t-5th], UNLV, 03-11-22

At bats: 5, Hawai'i, 02-28-22

Field chances: 5, Arizona State, 03-04-22

Putouts: 2, UC Irvine, 03-01-22; Arizona State, 03-06-22

Assists: 3, 4 times

LEONHARDT, Brian

Year	avg	gp-gs	ab	r	h	2b	3b	hr	rbi	tb	slg%	bb	hbp	so	gdp	ob%	sf	sh	sb-att	po	a	e	fld%
2019	.272	48-45	162	20	44	14	1	1	34	63	.389	14	1	29	3	.326	4	2	2-3	258	22	10	.966
2020	.269	16-16	52	10	14	0	0	2	12	20	.385	6	0	10	3	.333	2	1	0-0	64	6	2	.972
2021	.305	46-44	151	29	46	7	1	2	47	61	.404	20	2	27	4	.374	9	0	0-2	4	3	0	1.000
2022	.252	35-32	115	17	29	5	0	4	23	46	.400	11	2	24	0	.323	2	1	1-3	118	11	2	.985
TOTAL	.277	145-137	480	76	133	26	2	9	116	190	.396	51	5	90	10	.342	17	4	3-8	444	42	14	.972

Year	era	w-l	app	gs	cq	sho	sv	ip	h	r	er	bb	so	2b	3b	hr	bf	bavg	wp	hbp	bk	sfa	sha
2019	6.62	1-0	9	2	0	0/0	0	17.2	24	13	13	12	17	3	1	1	86	.343	3	3	0	1	0
2020	2.08	0-0	4	2	0	0/0	0	8.2	6	3	2	5	7	0	0	0	41	.207	3	3	0	1	3
2021	6.19	1-2	15	7	0	0/0	0	32.0	38	29	22	15	24	9	1	4	153	.284	6	3	1	1	0
2022	10.57	0-2	4	3	0	0/0	0	7.2	14	15	9	5	10	4	0	0	48	.359	3	3	0	1	0
TOTAL	6.27	2-4	32	14	0	0/0	0	66.0	82	60	46	37	58	16	2	5	328	.301	15	12	1	4	3

SINGLE-GAME HIGHS [all-time ranking]:

Hits: 4 [t-6th], at Air Force, 05-22-21

Doubles: 2 [t-5th], LMU, Apr 09, 2019; UC Irvine, Feb 19, 2019

Triples: 1 [t-1st], San Jose State, 05-08-21; Seattle, Mar 17, 2019

Home runs: 1 [t-7th], 9 times

Total bases: 6, at Nevada, 04-01-22; at UC San Diego, Feb 28, 2021

RBI: 6 [t-1st], at Air Force, 05-22-21

Runs scored: 3, at Fresno State, 04-18-21; San Jose State, 05-08-21; at UC San Diego, Feb 28, 2021

Walks: 2, 5 times

Hit by pitch: 1, 5 times

Struck out: 2, 19 times

Sac flies: 1 [t-4th], 17 times

Sac bunts: 1 [t-5th], 4 times

At bats: 6 [t-8th], at UC San Diego, 03-22-22; at New Mexico, Mar 23, 2019

Stolen bases: 1, Iowa, 03-15-22; San Francisco, Feb 15, 2019; at New Mexico, Mar 24, 2019

Caught stealing: 1 [t-2nd], 5 times

Innings pitched: 4.2, at New Mexico, 05-29-21

Walks allowed: 3, 4 times

Strikeouts: 8, Hawai'i, 02-28-22

Batters faced: 21, 4 times

Field chances: 15, San Diego, Feb 26, 2019; Fresno State, Mar 29, 2019

Putouts: 15 [t-6th], Fresno State, Mar 29, 2019

Assists: 3, at Cal State Fullerton, Apr 14, 2019; Fresno State, Mar 31, 2019

Runners CS: 1, Air Force, 03-20-21

Individual Career History

MELTON, Troy

Year	avg	gp-gs	ab	r	h	2b	3b	hr	rbi	tb	slg%	bb	hbp	so	gdp	ob%	sf	sh	sb-att	po	a	e	fld%
2019	.000	4-0	0	0	0	0	0	0	0	0	.000	0	0	0	0	.000	0	0	0-0	0	0	0	.000
2020	.000	4-4	0	0	0	0	0	0	0	0	.000	0	0	0	0	.000	0	0	0-0	1	3	1	.800
2021	.000	15-15	0	0	0	0	0	0	0	0	.000	0	0	0	0	.000	0	0	0-0	2	10	1	.923
2022	.000	7-6	0	0	0	0	0	0	0	0	.000	0	0	0	0	.000	0	0	0-0	3	5	0	1.000
TOTAL	.000	30-25	0	0	0	0	0	0	0	0	.000	0	0	0	0	.000	0	0	0-0	6	18	2	.923

Year	era	w-l	app	gs	cg	sho	sv	ip	h	r	er	bb	so	2b	3b	hr	bf	bavg	wp	hbp	bk	sfa	sha
2019	6.75	0-0	4	0	0	0/0	0	2.2	6	3	2	0	5	0	0	1	16	.429	0	2	0	0	0
2020	3.22	3-1	4	4	0	0/1	0	22.1	15	9	8	9	26	1	0	3	91	.192	3	3	0	0	1
2021	6.14	4-5	15	15	1	1/0	0	73.1	87	59	50	30	83	18	3	12	340	.291	7	7	0	1	3
2022	1.80	2-2	6	6	0	0/0	0	30.0	24	9	6	9	37	7	0	1	125	.214	1	1	0	1	2
TOTAL	4.63	9-8	29	25	1	1/1	0	128.1	132	80	66	48	151	26	3	17	572	.262	11	13	0	2	6

SINGLE-GAME HIGHS [all-time ranking]:

Innings pitched: 7.0, 5 times
 Walks allowed: 5 [t-1st], UNLV, 03-13-21
 Strikeouts: 10 [t-1st], San Jose State, 04-08-22
 Batters faced: 29, at New Mexico, 04-14-22
 Field chances: 3, Fresno State, 03-25-22
 Putouts: 1, 6 times
 Assists: 2, 6 times
 Runners CS: 2 [t-2nd], at New Mexico, 05-28-21

MILLER, Caden

Year	avg	gp-gs	ab	r	h	2b	3b	hr	rbi	tb	slg%	bb	hbp	so	gdp	ob%	sf	sh	sb-att	po	a	e	fld%
2020	.053	9-8	19	1	1	0	0	0	1	1	.053	3	1	8	0	.217	0	2	0-0	15	24	3	.929
2021	.345	44-44	148	43	51	6	3	0	30	63	.426	25	8	28	2	.464	0	1	8-8	65	103	3	.982
2022	.281	36-36	139	18	39	1	2	2	16	50	.360	18	10	27	0	.399	1	1	12-14	38	82	9	.930
TOTAL	.297	89-88	306	62	91	7	5	2	47	114	.373	46	19	63	2	.419	1	4	20-22	118	209	15	.956

SINGLE-GAME HIGHS [all-time ranking]:

Hits: 3, 4 times
 Doubles: 1, 7 times
 Triples: 1 [t-1st], 5 times
 Home runs: 1 [t-7th], Arizona State, 03-05-22; Fresno State, 03-26-22
 Total bases: 5, at UC San Diego, 03-22-22; Fresno State, 03-26-22
 RBI: 4, at UC San Diego, 03-22-22; at Fresno State, 04-18-21
 Runs scored: 3, 4 times
 Walks: 3 [t-2nd], New Mexico, 04-03-21; Nevada, 04-10-21
 Hit by pitch: 3 [1st], Hawai'i, 02-28-22
 Struck out: 2, 15 times
 Sac flies: 1 [t-4th], at UC San Diego, 03-22-22
 Sac bunts: 1 [t-5th], 4 times
 At bats: 6 [t-8th], at Nevada, 04-01-22; at New Mexico, 04-14-22; at New Mexico, 04-15-22
 Stolen bases: 3 [t-1st], UC San Diego, 03-29-22
 Caught stealing: 1 [t-2nd], vs Houston, 02-19-22; San Jose State, 04-09-22
 Field chances: 10, at San Jose State, 03-18-22
 Putouts: 4, 7 times
 Assists: 8 [t-1st], at San Jose State, 03-18-22

Individual Career History

MONTROYA, Shaun

Year	avg	gp-gs	ab	r	h	2b	3b	hr	rbi	tb	slg%	bb	hbp	so	gdp	ob%	sf	sh	sb-att	po	a	e	fld%
2022	.342	24-21	73	12	25	2	1	0	7	29	.397	10	1	16	0	.429	0	1	4-7	41	2	1	.977
TOTAL	.342	24-21	73	12	25	2	1	0	7	29	.397	10	1	16	0	.429	0	1	4-7	41	2	1	.977

SINGLE-GAME HIGHS [all-time ranking]:

Hits: 4 [t-6th], at New Mexico, 04-14-22; at New Mexico, 04-15-22

Doubles: 1, at San Diego, 04-12-22; at New Mexico, 04-14-22

Triples: 1 [t-1st], at New Mexico, 04-15-22

Total bases: 6, at New Mexico, 04-15-22

RBI: 2, at New Mexico, 04-14-22; at New Mexico, 04-15-22

Runs scored: 3, at New Mexico, 04-15-22

Walks: 2, San Jose State, 04-09-22

Hit by pitch: 1, at New Mexico, 04-16-22

Struck out: 2, Hawai'i, 02-28-22; UNLV, 03-12-22; Iowa, 03-15-22

Sac bunts: 1 [t-5th], at New Mexico, 04-14-22

At bats: 6 [t-8th], at New Mexico, 04-15-22

Stolen bases: 1, 4 times

Caught stealing: 1 [t-2nd], vs California, 02-20-22; Fresno State, 03-27-22; at UC San Diego, 04-19-22

Field chances: 4, 4 times

Putouts: 4, San Jose State, 04-08-22; at New Mexico, 04-15-22; at New Mexico, 04-16-22

Assists: 1, at Nevada, 04-03-22; at San Diego, 04-12-22

PYATT, Fisher

Year	avg	gp-gs	ab	r	h	2b	3b	hr	rbi	tb	slg%	bb	hbp	so	gdp	ob%	sf	sh	sb-att	po	a	e	fld%
2021	.240	19-15	50	8	12	2	0	0	0	14	.280	8	5	10	1	.397	0	0	0-0	14	17	5	.861
2022	.000	2-0	2	0	0	0	0	0	0	0	.000	0	0	2	0	.000	0	0	0-0	0	1	0	1.000
TOTAL	.231	21-15	52	8	12	2	0	0	0	14	.269	8	5	12	1	.385	0	0	0-0	14	18	5	.865

SINGLE-GAME HIGHS [all-time ranking]:

Hits: 3, New Mexico, 04-03-21

Doubles: 1, Nevada, 04-10-21; Dixie State, 04-24-21

Total bases: 3, New Mexico, 04-03-21

Runs scored: 2, New Mexico, 04-03-21; at San Jose State, Mar 27, 2021

Walks: 2, Nevada, 04-10-21; Nevada, 04-11-21

Hit by pitch: 1, UNLV, 03-13-21; Dixie State, 04-24-21; at San Jose State, Mar 27, 2021

Struck out: 2, San Jose State, 05-08-21

At bats: 5, Nevada, 04-10-21

Field chances: 5, UNLV, 03-13-21

Putouts: 2, UNLV, 03-13-21; Dixie State, 04-25-21

Assists: 3, UNLV, 03-13-21

Individual Career History

RHEE, Charlie

Year	avg	gp-gs	ab	r	h	2b	3b	hr	rbi	tb	slg%	bb	hbp	so	gdp	ob%	sf	sh	sb-att	po	a	e	fld%
2021	.200	13-1	10	3	2	0	0	0	1	2	.200	2	0	1	0	.333	0	0	0-0	10	0	0	1.000
2022	.136	15-6	22	1	3	0	0	0	3	3	.136	6	0	7	0	.321	0	1	2-2	11	6	0	1.000
TOTAL	.156	28-7	32	4	5	0	0	0	4	5	.156	8	0	8	0	.325	0	1	2-2	21	6	0	1.000

SINGLE-GAME HIGHS [all-time ranking]:

Hits: 1, 5 times

Total bases: 1, 5 times

RBI: 2, at UC Irvine, Feb 22, 2022

Runs scored: 1, 4 times

Walks: 4 [1st], San Jose State, 04-09-22

Struck out: 2, at San Jose State, 03-19-22; at UC San Diego, 04-19-22

Sac bunts: 1 [t-5th], at San Diego, 04-12-22

At bats: 4, UC San Diego, 02-27-21; San Jose State, 04-10-22; at UC San Diego, 04-19-22

Stolen bases: 1, San Jose State, 04-09-22; San Diego, 04-18-22

Field chances: 5, UC San Diego, 02-27-21; San Jose State, 04-10-22; at San Diego, 04-12-22

Putouts: 5, UC San Diego, 02-27-21

Assists: 3, San Jose State, 04-10-22

RODRIGUEZ, Alex

Year	avg	gp-gs	ab	r	h	2b	3b	hr	rbi	tb	slg%	bb	hbp	so	gdp	ob%	sf	sh	sb-att	po	a	e	fld%
2022	.163	22-18	49	4	8	1	0	0	4	9	.184	3	3	21	0	.255	0	2	1-2	30	30	1	.984
TOTAL	.163	22-18	49	4	8	1	0	0	4	9	.184	3	3	21	0	.255	0	2	1-2	30	30	1	.984

SINGLE-GAME HIGHS [all-time ranking]:

Hits: 3, vs TCU, 02-18-22

Doubles: 1, at New Mexico, 04-16-22

Total bases: 3, vs TCU, 02-18-22

RBI: 2, at New Mexico, 04-16-22

Runs scored: 1, 4 times

Walks: 1, vs Houston, 02-19-22; Fresno State, 03-25-22; at UC Irvine, Feb 22, 2022

Hit by pitch: 1, vs Houston, 02-19-22; Hawai'i, 02-28-22; UNLV, 03-11-22

Struck out: 2, 5 times

Sac bunts: 1 [t-5th], UC Irvine, 03-01-22; Arizona State, 03-06-22

At bats: 4, vs TCU, 02-18-22; Iowa, 03-15-22; at New Mexico, 04-16-22

Stolen bases: 1, Hawai'i, 02-28-22

Caught stealing: 1 [t-2nd], vs TCU, 02-18-22

Field chances: 8, Arizona State, 03-05-22

Putouts: 4, UC Irvine, 03-01-22; Arizona State, 03-05-22

Assists: 4, Arizona State, 03-05-22

Individual Career History

RUIZ, Poncho

Year	avg	gp-gs	ab	r	h	2b	3b	hr	rbi	tb	slg%	bb	hbp	so	gdp	ob%	sf	sh	sb-att	po	a	e	fld%
2021	.300	21-13	60	13	18	1	1	3	20	30	.500	5	0	8	5	.348	1	0	1-1	71	6	1	.987
2022	.298	37-37	141	24	42	7	1	4	22	63	.447	22	4	31	0	.402	2	0	1-1	275	31	6	.981
TOTAL	.299	58-50	201	37	60	8	2	7	42	93	.463	27	4	39	5	.387	3	0	2-2	346	37	7	.982

SINGLE-GAME HIGHS [all-time ranking]:

Hits: 4 [t-6th], at Nevada, 04-01-22; at Air Force, 05-23-21
 Doubles: 2 [t-5th], at Nevada, 04-01-22
 Triples: 1 [t-1st], Fresno State, 03-26-22; at New Mexico, 05-29-21
 Home runs: 1 [t-7th], 7 times
 Total bases: 6, at Nevada, 04-01-22
 RBI: 4, San Jose State, 05-09-21
 Runs scored: 3, at New Mexico, 04-15-22
 Walks: 3 [t-2nd], at San Jose State, 03-19-22
 Hit by pitch: 1, 4 times
 Struck out: 3 [t-6th], 4 times
 Sac flies: 1 [t-4th], vs Houston, 02-19-22; UNLV, 03-13-22; Dixie State, 04-24-21
 At bats: 6 [t-8th], at Nevada, 04-02-22; San Jose State, 04-09-22; at Air Force, 05-23-21
 Stolen bases: 1, Fresno State, 03-25-22; at Air Force, 05-22-21
 Field chances: 19 [1st], Hawai'i, 02-28-22
 Putouts: 18 [1st], Hawai'i, 02-28-22
 Assists: 4, Long Beach State, 04-05-22
 Runners CS: 2 [t-2nd], vs Houston, 02-19-22; Long Beach State, 04-05-22

SAUER, Kelena

Year	avg	gp-gs	ab	r	h	2b	3b	hr	rbi	tb	slg%	bb	hbp	so	gdp	ob%	sf	sh	sb-att	po	a	e	fld%
2021	.000	14-1	0	0	0	0	0	0	0	0	.000	0	0	0	0	.000	0	0	0-0	1	0	0	1.000
2022	.000	9-7	0	0	0	0	0	0	0	0	.000	0	0	0	0	.000	0	0	0-0	2	5	5	.583
TOTAL	.000	23-8	0	0	0	0	0	0	0	0	.000	0	0	0	0	.000	0	0	0-0	3	5	5	.615

Year	era	w-l	app	gs	cq	sho	sv	ip	h	r	er	bb	so	2b	3b	hr	bf	bavg	wp	hbp	bk	sfa	sha
2021	4.20	1-0	14	1	0	0/1	1	15.0	14	10	7	14	19	2	0	1	76	.246	4	2	0	2	1
2022	5.40	1-5	9	7	0	0/0	1	31.2	35	29	19	18	33	7	3	4	160	.271	12	10	0	1	2
TOTAL	5.01	2-5	23	8	0	0/1	2	46.2	49	39	26	32	52	9	3	5	236	.263	16	12	0	3	3

SINGLE-GAME HIGHS [all-time ranking]:

Innings pitched: 6.1, Arizona State, 03-05-22
 Walks allowed: 5 [t-1st], at San Jose State, 03-19-22
 Strikeouts: 9 [t-5th], UNLV, 03-12-22
 Batters faced: 31 [t-7th], Arizona State, 03-05-22
 Field chances: 6, Arizona State, 03-05-22
 Putouts: 1, Arizona State, 03-05-22; New Mexico, 04-03-21; at New Mexico, 04-15-22
 Assists: 3, Arizona State, 03-05-22
 Runners CS: 2 [t-2nd], vs Houston, 02-19-22

Individual Career History

SERRANO, Omar

Year	avg	gp-gs	ab	r	h	2b	3b	hr	rbi	tb	slg%	bb	hbp	so	gdp	ob%	sf	sh	sb-att	po	a	e	fld%
2022	.000	7-1	0	0	0	0	0	0	0	0	.000	0	0	0	0	.000	0	0	0-0	0	0	0	.000
TOTAL	.000	7-1	0	0	0	0	0	0	0	0	.000	0	0	0	0	.000	0	0	0-0	0	0	0	.000

Year	era	w-l	app	gs	cg	sho	sv	ip	h	r	er	bb	so	2b	3b	hr	bf	bavg	wp	hbp	bk	sfa	sha
2022	5.84	0-2	7	1	0	0/0	0	12.1	10	11	8	11	16	2	0	1	61	.222	3	4	0	1	0
TOTAL	5.84	0-2	7	1	0	0/0	0	12.1	10	11	8	11	16	2	0	1	61	.222	3	4	0	1	0

SINGLE-GAME HIGHS [all-time ranking]:

Innings pitched: 4.1, San Diego, 04-18-22

Walks allowed: 3, UC San Diego, 03-29-22; San Jose State, 04-09-22

Strikeouts: 4, UC San Diego, 03-29-22; at San Diego, 04-12-22; San Diego, 04-18-22

Batters faced: 20, San Diego, 04-18-22

Runners CS: 1, UC San Diego, 03-29-22

SIPE, Evan

Year	avg	gp-gs	ab	r	h	2b	3b	hr	rbi	tb	slg%	bb	hbp	so	gdp	ob%	sf	sh	sb-att	po	a	e	fld%
2022	.200	5-1	5	1	1	1	0	0	2	2	.400	1	1	2	0	.429	0	0	0-0	12	1	0	1.000
TOTAL	.200	5-1	5	1	1	1	0	0	2	2	.400	1	1	2	0	.429	0	0	0-0	12	1	0	1.000

SINGLE-GAME HIGHS [all-time ranking]:

Hits: 1, at New Mexico, 04-16-22

Doubles: 1, at New Mexico, 04-16-22

Total bases: 2, at New Mexico, 04-16-22

RBI: 2, at New Mexico, 04-16-22

Runs scored: 1, at New Mexico, 04-16-22

Walks: 1, at San Diego, 04-12-22

Hit by pitch: 1, at UC Irvine, Feb 22, 2022

Struck out: 2, at New Mexico, 04-16-22

At bats: 4, at New Mexico, 04-16-22

Field chances: 9, at New Mexico, 04-16-22

Putouts: 8, at New Mexico, 04-16-22

Assists: 1, at New Mexico, 04-16-22

Individual Career History

TIBBETT, Ricky

Year	avg	gp-gs	ab	r	h	2b	3b	hr	rbi	tb	slg%	bb	hbp	so	gdp	ob%	sf	sh	sb-att	po	a	e	fld%
2020	.000	3-0	0	0	0	0	0	0	0	0	.000	0	0	0	0	.000	0	0	0-0	0	0	0	.000
2021	.000	16-7	0	0	0	0	0	0	0	0	.000	0	0	0	0	.000	0	0	0-0	2	7	0	1.000
2022	.000	15-0	0	0	0	0	0	0	0	0	.000	0	0	0	0	.000	0	0	0-0	0	3	1	.750
TOTAL	.000	34-7	0	0	0	0	0	0	0	0	.000	0	0	0	0	.000	0	0	0-0	2	10	1	.923

Year	era	w-l	app	gs	cq	sho	sv	ip	h	r	er	bb	so	2b	3b	hr	bf	bavg	wp	hbp	bk	sfa	sha
2020	0.00	1-0	3	0	0	0/0	0	5.1	4	3	0	1	2	0	0	0	20	.211	0	0	0	0	0
2021	6.62	4-2	16	7	0	0/1	0	50.1	72	39	37	10	53	11	1	11	231	.341	5	6	0	3	1
2022	5.60	1-1	15	0	0	0/0	1	27.1	33	18	17	13	24	5	1	6	129	.292	1	1	0	0	2
TOTAL	5.86	6-3	34	7	0	0/1	1	83.0	109	60	54	24	79	16	2	17	380	.318	6	7	0	3	3

SINGLE-GAME HIGHS [all-time ranking]:

Innings pitched: 6.1, at San Jose State, Mar 28, 2021

Walks allowed: 3, Fresno State, 03-27-22

Strikeouts: 8, at San Jose State, Mar 28, 2021

Batters faced: 25, at San Jose State, Mar 28, 2021

Field chances: 2, at Nevada, 05-01-21

Putouts: 1, at Nevada, 05-01-21; San Jose State, 05-08-21

Assists: 1, 10 times

Runners CS: 1, Dixie State, 04-25-21; vs UNC Greensboro, Feb 16, 2020

WEEMS, Irvin

Year	avg	gp-gs	ab	r	h	2b	3b	hr	rbi	tb	slg%	bb	hbp	so	gdp	ob%	sf	sh	sb-att	po	a	e	fld%
2022	.286	27-21	77	13	22	1	1	1	11	28	.364	9	7	15	0	.409	0	3	11-13	56	0	1	.982
TOTAL	.286	27-21	77	13	22	1	1	1	11	28	.364	9	7	15	0	.409	0	3	11-13	56	0	1	.982

SINGLE-GAME HIGHS [all-time ranking]:

Hits: 3, at San Jose State, 03-19-22; San Jose State, 04-10-22

Doubles: 1, UNLV, 03-13-22

Triples: 1 [t-1st], San Jose State, 04-10-22

Home runs: 1 [t-7th], at San Jose State, 03-19-22

Total bases: 6, at San Jose State, 03-19-22

RBI: 3, at San Jose State, 03-19-22

Runs scored: 2, at San Jose State, 03-19-22; at New Mexico, 04-16-22

Walks: 2, San Jose State, 04-09-22

Hit by pitch: 2 [t-2nd], at New Mexico, 04-15-22

Struck out: 2, vs Houston, 02-19-22; UNLV, 03-13-22; at UC San Diego, 03-22-22

Sac bunts: 1 [t-5th], UNLV, 03-13-22; at UC San Diego, 03-22-22; at UC Irvine, Feb 22, 2022

At bats: 5, at San Jose State, 03-19-22; at San Jose State, 03-20-22; at New Mexico, 04-14-22

Stolen bases: 3 [t-1st], at New Mexico, 04-15-22

Caught stealing: 1 [t-2nd], San Jose State, 04-09-22; at New Mexico, 04-16-22

Field chances: 6, at San Jose State, 03-19-22; San Jose State, 04-10-22

Putouts: 6, at San Jose State, 03-19-22; San Jose State, 04-10-22

Individual Career History

ZAVOREK, Brady

Year	avg	gp-gs	ab	r	h	2b	3b	hr	rbi	tb	slg%	bb	hbp	so	gdp	ob%	sf	sh	sb-att	po	a	e	fld%
2022	.000	2-1	3	0	0	0	0	0	0	0	.000	0	0	3	0	.000	0	0	0-0	0	0	0	.000
TOTAL	.000	2-1	3	0	0	0	0	0	0	0	.000	0	0	3	0	.000	0	0	0-0	0	0	0	.000

SINGLE-GAME HIGHS [all-time ranking]:

Struck out: 2, Arizona State, 03-04-22

At bats: 2, Arizona State, 03-04-22