



SAN DIEGO STATE BASEBALL

Media Relations Contact: Jim Solien | jsolien@sdsu.edu | O: 619-594-2576 | C: 619-341-9082 | www.GoAztecs.com | @GoAztecs

SIX-TIME MOUNTAIN WEST TOURNAMENT CHAMPIONS 2000, 2013, 2014, 2015, 2017, 2018

2022 SCHEDULE

Record: 7-25; Mountain West: 1-14
(Home: 4-16; Away: 2-7; Neutral 1-2)

Day/Date	Opponent	Time/Result
Friday, Feb. 18	vs. TCU+	L, 3-5
Saturday, Feb. 19	vs. Houston+	W, 4-3
Sunday, Feb. 20	vs. California+	L, 3-6
Tuesday, Feb. 22	at UC Irvine	L, 3-13
Friday, Feb. 25	Hawai'i^	W, 7-1
Saturday, Feb. 26	Utah^	L, 0-4
Sunday, Feb. 27	Utah^	W, 4-3 (7)
Monday, Feb. 28	Hawai'i	L, 5-8 (15)
Tuesday, March 1	UC Irvine	L, 2-3
Friday, March 4	Arizona State	L, 5-13
Saturday, March 5	Arizona State	L, 4-6
Sunday, March 6	Arizona State	W, 4-3
Friday, March 11	UNLV*	L, 2-5
Saturday, March 12	UNLV*	L, 3-4
Sunday, March 13	UNLV*	L, 8-10
Tuesday, March 15	Iowa	L, 4-6
Friday, March 18	at San José State*	L, 2-3
Saturday, March 19	at San José State*	L, 7-8
Sunday, March 20	at San José State*	L, 8-9
Tuesday, March 22	at UC San Diego	W, 14-7
Friday, March 25	Fresno State*	L, 1-3
Saturday, March 26	Fresno State*	L, 2-8
Sunday, March 27	Fresno State*	L, 0-4
Tuesday, March 29	UC San Diego	L, 0-4
Friday, April 1	at Nevada*	W, 13-1
Saturday, April 2	at Nevada*	L, 6-12
Sunday, April 3	at Nevada*	L, 6-8
Tuesday, April 5	Long Beach State	W, 5-1
Friday, April 8	San José State*	L, 0-4
Saturday, April 9	San José State*	L, 8-11 (10)
Sunday, April 10	San José State*	L, 3-7
Tuesday, April 12	at San Diego	L, 3-8
Thursday, April 14	at New Mexico*	6 p.m. MT
Friday, April 15	at New Mexico*	6 p.m. MT
Saturday, April 16	at New Mexico*	1 p.m. MT
Monday, April 18	San Diego	6 p.m. PT
Tuesday, April 19	at UC San Diego	6 p.m. PT
Thursday, April 21	Grand Canyon	6 p.m. PT
Friday, April 22	Grand Canyon	6 p.m. PT
Saturday, April 23	Stanford	6 p.m. PT
Sunday, April 24	Stanford	1 p.m. PT
Friday, April 29	at Fresno State*	6 p.m. PT
Saturday, April 30	at Fresno State*	3 p.m. PT
Sunday, May 1	at Fresno State*	1 p.m. PT
Tuesday, May 3	UC San Diego	6 p.m. PT
Wednesday, May 4	CSUN	6 p.m. PT
Friday, May 6	Air Force*	6 p.m. PT
Saturday, May 7	Air Force*	6 p.m. PT
Sunday, May 8	Air Force*	1 p.m. PT
Friday, May 13	Nevada*	6 p.m. PT
Saturday, May 14	Nevada*	6 p.m. PT
Sunday, May 15	Nevada*	1 p.m. PT
Thursday, May 19	at UNLV*	6 p.m. PT
Friday, May 20	at UNLV*	6 p.m. PT
Saturday, May 21	at UNLV*	Noon PT
Thurs.-Sat. May 26-28	Mountain West Tournament (San Diego, Calif.)	

+ - MLB4 Tournament (Scottsdale, Ariz.)
^ - Tony Gwynn Legacy (San Diego, Calif.)
* - Mountain West game

Game Week Preview

San Diego State (7-25, 1-14 MW) at New Mexico (14-18, 6-9 MW)

Thursday, April 14 | 6 p.m. MT | Santa Ana Star Field
Coverage: Live Stats | MW Network
SDSU: Troy Melton, RHP (1-2, 1.57 ERA, 23.0 IP)
UNM: Riley Eglhoff, RHP (4-3, 6.59 ERA, 42.1 IP)

Saturday, April 16 | 10:30 a.m. MT | Santa Ana Star Field
Coverage: Live Stats | MW Network
SDSU: Chris Canada, LHP (1-0, 2.75 ERA, 19.2 IP)
UNM: Matt Haley, LHP (1-1, 6.75 ERA, 30.2 IP)

Friday, April 15 | 6 p.m. MT | Santa Ana Star Field
Coverage: Live Stats | MW Network
SDSU: TJ Fondtain, LHP (1-4, 3.89 ERA, 37.0 IP)
UNM: Brett Russell, RHP (1-4, 5.25 ERA, 36.0 IP)



SDSU	Overall Statistical Comparison	UNM
.237	Batting Average	.277
.344	On Base Percentage	.362
.329	Slugging Percentage	.453
4.57	Earned Run Average	7.89
1.89	Strikeout/Walk Ratio	1.73
.239	Opponent Batting Average	.341
.962	Fielding Percentage	.960

All-Time Series Record: SDSU leads 123-84

WHAT'S ON TAP FOR AZTEC BASEBALL

- > San Diego State will make the second road trip of its Mountain West schedule this week when it travels to the Land of Enchantment for a three-game series with New Mexico, April 14-16, at Santa Ana Star Field in Albuquerque, N.M.
- > The first two games vs. the Lobos are scheduled to get underway at 6 p.m. MT/5 p.m. MT, while Saturday's finale is slated for an early starting time of 10:30 a.m. MT/9:30 a.m. PT
- > In addition to live stats, all three contests will be streamed live via the Mountain West Network, with links to both platforms available on GoAztecs.com.
- > Due to the league's scheduling format, SDSU will face two MW opponents just once during the regular season, including this weekend's opponent New Mexico. The Aztecs will also battle Air Force at Tony Gwynn Stadium, May 6-8, without making a return trip to the Academy.

SETTING THE SCENE

- > SDSU will be looking to put the brakes on a four-game losing streak after dropping an 8-3 decision at San Diego on Tuesday night.
- > As a staff, Aztec pitchers lead the Mountain West in several categories this week, including strikeouts (314), opposing team batting average (.239) and fewest hits allowed (259) while ranking second in team ERA (4.57).
- > On the national stage, SDSU is 52nd in the country with a league-leading 9.9 strikeouts per nine innings.
- > Among the conference leaders, Jonny Guzman (34) and TJ Fondtain (33) rank eighth and ninth in strikeouts, respectively.
- > In addition, Fondtain finds himself among the MW top 10 in opposing batting average (3rd, .223), fewest hits allowed (4th, 31), fewest runs allowed (7-5th, 23), ERA (6th, 3.89) and innings pitched (8th, 37.0).
- > Aztec right-hander Troy Melton, who has missed the first three weeks of the 2022 campaign is expected to make his sixth consecutive start on Friday against UNM. On April 8, Melton tied his career high with 10 strikeouts vs. San José State. He was named to the preseason all-Mountain West team in February.
- > Offensively, utility player Cole Carrigg leads the team with a .325 batting average and tops the squad with multiple hits in 13 games this season, accomplishing the feat five times in his last seven starts. He also leads the Aztecs with multiple RBIs in six games.
- > Collectively, SDSU leads the league with 47 stolen bases, 12 more than Nevada, which ranks second. As of April 13, the Aztecs' 47 steals is tied for 58th in the nation.
- > Individually, Caden Miller occupies the second spot in the MW with 12 stolen bases, followed by Carrigg, who is slotted third with 10 swipes.
- > Following this weekend's series at New Mexico, the Aztecs will battle San Diego once again in a rematch at Tony Gwynn Stadium on Monday, April 18, before heading across town for the third installment of the Trolley Series vs. UC San Diego on Tuesday, April 19, in La Jolla. Both games are set for a 6 p.m. PT start.

PROJECTED AZTEC STARTERS (Based on recent trends)

Position	Players	Avg.	AB	R	H	2B	3B	HR	RBI	BB	SO	SB-ATT
C	Poncho Ruiz	.270	122	19	33	6	1	3	16	20	27	1-1
1B	Brian Leonhardt	.222	99	14	22	3	0	3	17	7	22	1-2
2B	Cole Carrigg	.325	120	15	39	5	1	2	17	6	20	10-15
SS	Caden Miller	.289	121	15	35	0	2	2	16	18	24	12-14
3B	Tino Bethancourt	.225	71	13	16	3	1	1	8	18	17	4-5
LF	Xavier Carter	.162	37	6	6	1	0	0	2	4	7	0-0
CF	Irvin Weems	.293	58	9	17	1	1	1	7	7	13	7-8
RF	Shaun Montoya	.264	53	4	14	1	0	0	2	8	15	4-6
DH	Deron Johnson	.180	50	4	9	3	0	1	4	9	9	1-1

Pitching Rotation	ERA	W-L	G-GS-CG	Sv	IP	H	R	ER	BB	SO	B/Avg.
Thu. Troy Melton	1.57	1-2	5-5-0	0	23.0	15	7	4	8	30	.176
Fri. TJ Fondtain	3.89	1-4	8-7-0	0	37.0	31	23	16	20	33	.223
Sat. Chris Canada	2.75	1-0	9-2-0	0	19.2	15	6	6	13	20	.208

GENERAL INFORMATION

Location San Diego, Calif.
 Founded 1897
 Enrollment 33,870
 Nickname Aztecs
 Mascot Aztec Warrior
 Colors Scarlet and Black (Pantone 187)
 Conference Mountain West
 Affiliation Division I
 President Dr. Adela de la Torre
 Director of Athletics John David Wicker
 Faculty Representative Patrick Papin

BASEBALL COACHING STAFF

Head Coach Mark Martinez (Mesa State '84)
 Overall Record 222-174 (Eighth year)
 Record at SDSU 222-174 (Eighth year)
 Assistant Coach/Pitching Coach Shaun Cole (William Penn '04)
 Assistant Coach Sergio Brown (Cal State Fullerton '95)
 Volunteer Assistant Coach Chris Doyle (SDSU '17)
 Baseball Office Phone (619) 594-6889

BASEBALL SUPPORT STAFF

Director of Player Development/Camp Coordinator Eric Lally
 Student Manager Justin Lawrence
 Athletic Trainer Bronson Santillan
 Strength and Conditioning James Chassin

BASEBALL FACTS

2021 Record 30-16
 2021 MW Record 22-14
 Lettermen Returning/Lost 16/18
 Position Starters Returning/Lost 2/6
 Pitchers Returning/Lost 6/12
 Total Players Returning 23
 Newcomers 15
 Incoming Freshmen 10
 Division I Transfers 3
 JC Transfers 2

FACILITY

Home Field Tony Gwynn Stadium
 Capacity 3,000
 Surface Natural Grass
 Outfield Distances 340-365-410-365-340

SDSU MEDIA RELATIONS

Senior Assoc. AD Media Relations Mike May
 Office Phone (619) 594-5547
 Baseball Contact Jim Solien
 E-Mail jsolien@sdsu.edu
 Office Phone (619) 594-2576
 Athletics Website www.goaztecs.com
 Twitter/Instagram @goaztecs



HEAD COACH MARK MARTINEZ

> Mark Martinez is in his eighth season as head coach of the Aztecs and 17th overall as a member of the San Diego State staff after succeeding the late Tony Gwynn on August 20, 2014. He is just the fifth head coach in SDSU history since baseball was elevated to major sport status in 1936.
 > During his tenure as the Aztecs' head coach, Martinez has compiled a 222-174 record (.561), highlighted by three Mountain West tournament championships in 2015, 2017 and 2018.
 > Since 2015, SDSU has garnered 30 all-Mountain West accolades under Martinez's tutelage, including back-to-back MW Pitchers of the Year Brett Seeburger (2017) and Garrett Hill (2018), as well as 2017 MW Player of the Year Danny Sheehan.
 > Additionally, Martinez has mentored three freshman All-Americans in Chase Calabuig (2015), Casey Schmitt (2018) and Jaden Fein (2019), with the latter also receiving Mountain West Co-Freshman of the Year distinction last year.
 > In 2017, Martinez recorded his 100th victory for the Scarlet and Black, becoming the fastest head coach in program history to reach the century mark in wins.
 > Not to be outdone, Martinez also became the fastest head coach in Mountain West history to win three conference championships when the Aztecs captured the title in 2018.
 > Martinez was hired as an assistant coach for the Aztecs in July of 2005 and served for nine years under head coach Tony Gwynn. During that time, he was promoted to the position of associate head coach.
 > Since his arrival on The Mesa as an assistant coach, Martinez has witnessed 49 SDSU players get drafted into the professional ranks, with 10 of those selections making the major leagues (Stephen Strasburg, Addison Reed, Justin Masterson, Bruce Billings, Quintin Berry, Lance Zawadzki, Greg Allen, Ty France, Seby Zavala and Alan Trejo).
 > Prior to his arrival at San Diego State, Martinez was an assistant coach at New Mexico for 17 seasons from 1989-2005. During his time as a hitting and infield coach, he helped develop the Lobos into one of the most prominent offensive teams in the country, with UNM ranking among the top 11 nationally in hitting over his final four seasons.
 > Martinez served as an assistant at his alma mater, Mesa State College (now Colorado Mesa University) in Grand Junction, Colorado, from 1984-88. He played shortstop at the school from 1982-84, earning all-conference and all-district honors as a senior.
 > Martinez graduated from Mesa State College (now Colorado Mesa) with a bachelor's degree in physical education in 1984 and completed his master's in sports administration at New Mexico in 1990.
 > During the offseason, Martinez signed a three-year contract extension that will keep him at San Diego State through the 2026 season.

2022 AZTEC BASEBALL ROSTER

No.	Player	Pos.	B-T	Ht.	Wt.	Yr.	Hometown / Last School
1	Caden Miller	IF	S-R	5-11	180	So.	Newhall, Calif. / Bishop Alemany HS
2	Brady Zavorek	IF	R-R	5-11	175	Fr.	Fresno, Calif. / Bullard HS
3	Kenny LeBeau	IF	L-R	5-10	175	R-Jr.	Granite Bay, Calif. / Sierra College
5	Fisher Pyatt	IF	S-R	6-0	180	So.	San Diego, Calif. / St. Augustine HS
8	Cole Carrigg	C/UTL	S-R	6-2	180	So.	Turlock, Calif. / Turlock HS
9	Charlie Rhee	OF	R-R	5-10	175	So.	San Diego, Calif. / St. Augustine HS
10	Tino Bethancourt	IF	R-R	6-2	190	R-Fr.	El Dorado Hills, Calif. / Oak Ridge HS
11	Avery Jones	RHP	R-R	6-6	215	Sr.	Gig Harbor Wash. / Central Arizona College
12	Max Foxcroft	IF	L-R	5-9	170	So.	Newport Coast, Calif. / Oregon
13	Alex Rodriguez	IF	R-R	6-2	180	R-Fr.	Upland, Calif. / USC
14	Irvin Weems	OF	R-R	6-0	190	Fr.	Las Vegas, Nev. / Durango HS
15	Xavier Carter	OF/IF	L-L	6-4	210	R-So.	Sacramento, Calif. / Capital Christian HS
18	Tyler Glowacki	OF	L-L	5-10	190	Fr.	San Diego, Calif. / Santana HS
21	Brian Leonhardt	IF/LHP	L-L	6-2	200	Jr.	San Diego, Calif. / Eastlake HS
22	Chris Canada	LHP	L-L	6-7	205	Fr.	Orange, Calif. / Orange Lutheran HS
23	Jonny Guzman	RHP	R-R	6-2	190	R-So.	Orange, Calif. / Orange Lutheran HS
24	Poncho Ruiz	C	R-R	6-2	195	So.	Tijuana, Mexico / Mater Dei HS (Chula Vista, Calif.)
25	Hunter Hargett	RHP	R-R	6-2	185	Fr.	San Diego, Calif. / Point Loma HS
26	Omar Serrano	RHP	R-R	6-4	170	Fr.	Downey, Calif. / Downey HS
27	Joseph Ingrassia	LHP	L-L	6-2	180	Fr.	San Diego, Calif. / Valhalla HS
28	TJ Fondtain	IF/LHP	L-L	6-4	190	So.	Clovis, Calif. / Buchanan HS
29	Robert Brodell	RHP	R-R	6-0	195	Jr.	Brawley, Calif. / Imperial Valley College
30	Hunter Cranton	RHP	R-R	6-3	195	R-So.	San Juan Capistrano, Calif. / Saddleback College
31	Blake Butcher	IF	L-R	6-0	200	Fr.	Newport Beach, Calif. / Corona del Mar HS
32	Ricky Tibbett	RHP	L-R	6-2	175	So.	San Diego, Calif. / Eastlake HS
35	Julian Jackson	RHP	L-R	6-8	225	So.	Powder Springs, Ga. / Eastern Kentucky
36	Jacob Flores	LHP	L-L	6-4	215	Sr.	Oxnard, Calif. / Rio Mesa HS
38	Ryan Faulks	RHP/IF	R-R	6-2	170	Fr.	Rancho Santa Margarita, Calif. / Trabuco Hills HS
39	Troy Melton	RHP	R-R	6-4	190	R-So.	Anaheim, Calif. / Canyon HS
40	Jaden Bercovich	RHP	R-R	6-2	210	Jr.	Reno, Nev. / Damonte HS
41	Deron Johnson	C	L-R	6-0	195	Fr.	Poway, Calif. / Poway HS
42	Shaun Montoya	OF	L-R	5-11	160	R-Fr.	Rancho Cucamonga, Calif. / UC Irvine
46	Trevor Hazelhurst	OF	L-L	6-2	210	R-So.	San Diego, Calif. / Grossmont College
47	Eldridge Armstrong III	RHP	R-R	6-2	205	Fr.	Simi Valley, Calif. / Monte Vista Academy
48	Johnny Giannola	UTL	R-R	5-11	210	R-Fr.	Dana Point, Calif. / Santa Margarita Catholic HS
50	Kelena Sauer	RHP	R-R	6-3	205	So.	Honolulu, Hawai'i / Kamehameha HS

Head Coach: 7 Mark Martinez (Mesa State, 1984; New Mexico, 1990), Eighth season
Assistant Coach/Pitching Coach: 0 Shaun Cole (William Penn, 2004), First season
Assistant Coach/Recruiting Coordinator: 20 Sergio Brown (Cal State Fullerton, 1995), First season
Volunteer Assistant Coach: 33 Chris Doyle (San Diego State, 2017)
Director of Player Development/Camp Coordinator: Eric Lally

Week 9 at New Mexico

AZTEC WEEKEND ROTATION

> For the second straight week, San Diego State will implement the starting rotation of Troy Melton, TJ Fondtain and Chris Canada.

> Melton (1-2, 1.57 ERA) is slated to take the mound for Friday's series opener against the Lobos. The Aztec right-hander posted a career-high 10 strikeouts vs. San José State on April 8, but was tagged with the hard-luck loss after giving up two runs on four hits and a pair of walks in 5.0 innings of work. In his previous start, Melton picked up his first victory of the year at Nevada on April 1, after yielding just one unearned run on four hits and one walk in a season-long seven innings. The SDSU junior collected six strikeouts for the second straight outing and limited Wolf Pack to a combined .160 batting average (4-25), as the Scarlet and Black rolled to a 13-1 conquest. Melton has faced New Mexico on six occasions during his career, recording a 4.05 ERA with 18 strikeouts against 13 hits and just two walks in 13 1/3 innings but has yet to earn a decision. Last season, the Anaheim, California, native finished among the Mountain West leaders in several categories, including strikeouts (2nd, 83), innings pitched (4th, 73.1), opposing batting average (8th, .291), wins (T-10th, 4), ERA (11th, 6.14) and fewest walks allowed (T-15th, 30). He also issued one walk or less in eight starts. For his efforts, Melton was named to the preseason all-MW team prior to the 2022 campaign.

> TJ Fondtain (1-4, 3.89 ERA) is scheduled to make his fifth consecutive start and eighth of the year after posting a career-high eight strikeouts in just 4 2/3 innings vs. San José State on April 9. The SDSU left-hander has recorded five or more strikeouts on three other occasions, including a start against Fresno State when he fanned six Bulldogs in 5.0 innings. Fondtain returned to the rotation at San José State on March 20 and went 6.0 innings to tie his season-long stint but did not figure in the decision after surrendering five runs on six hits and one walk to go with a trio of strikeouts. Despite a bullpen appearance vs. UNLV on March 11, he still ranks eighth in the MW this week with 37.0 innings pitched. In addition, the Clovis, California, native finds himself among the conference leaders in opposing batting average (3rd, .223), fewest hits allowed (4th, 31), ERA (6th, 3.89) and strikeouts (9th, 33). Fondtain garnered Mountain West Pitcher of the Week accolades after collecting his first career victory in the Aztecs' 7-1 triumph over Hawai'i in the Tony Gwynn Legacy on Feb. 25. Against the Rainbow Warriors, he tallied a then career-high seven strikeouts, allowing just one unearned run on a scant three hits and no walks in 6.0 innings. Against New Mexico at home last season, Fondtain delivered the walk-off single as a pinch hitter that scored Cole Carrigg and former Aztec star Jaden Fein, as the Scarlet and Black overcame a 9-4 deficit with six runs in the bottom of the ninth for a dramatic 10-9 victory.

> Meanwhile, Chris Canada (1-0, 2.75 ERA) is projected to make his third career start after collecting his first collegiate victory in the Aztecs' 5-1 triumph over Long Beach State at home on April 5. The SDSU left-hander posted a personal-best seven strikeouts in 5.0 scoreless innings against the Dirbargs, scattering three and a pair of walks. In his last start on April 9 vs. San José State, Canada completed a season-long stint of 6 1/3 innings, yielding two runs on three hits and a trio of walks but did not figure in the decision. A 2021 alumnus of Orange Lutheran High School, Canada earned all-CIF Division I honors as a senior after helping the Lancers reach the semifinals of both the CIF Southern Section playoffs and the CIF regional championships. During his final prep campaign, he posted an 8-0 record with a 1.39 ERA with 85 strikeouts in 72.0 innings while collecting two saves and limiting the opposition to a .159 batting average. In addition, Canada garnered all-Trinity League accolades and competed in the Orange County All-Star Game.

SERIES RECORD VS. NEW MEXICO

- > San Diego State leads the all-time series against the Lobos, 123-84.
- > New Mexico is one of four schools the Aztecs have recorded 100 victories against. The other three are Air Force (116), Fresno State (106) and Utah (104).
- > The Aztecs boast a 73-38 record against the Lobos in San Diego, a 40-42 mark in Albuquerque and a 10-4 ledger on a neutral field.
- > During Mark Martinez's eight-year tenure as head coach on The Mesa, SDSU sports a 20-16 record vs. the Lobos, including a 9-9 mark at home, an 8-7 ledger on the road and a 3-0 record at a neutral park.
- > The Aztecs won five of six games from New Mexico in 2021, sweeping the Lobos at Tony Gwynn Stadium before claiming two of three meetings in the final series of the season in Albuquerque.
- > In its last visit to the Duke City, the Scarlet and Black suffered a 17-7 run-rule defeat in the opener before posting consecutive comeback wins, 6-5 and 11-10, to close out the season.
- > Earlier that year, San Diego State recorded its seventh straight series victory to open the 2021 campaign with a three-game sweep of New Mexico, the last time the teams met at Tony Gwynn Stadium.
- > The Aztecs posted a pair of dramatic walk-off victories in a series-opening doubleheader, overcoming a 9-4 deficit with a six-run rally in the bottom of the ninth to claim a thrilling 10-9 decision before recording a 5-4 triumph in 10 innings in the nightcap. SDSU put a huge exclamation point on the weekend the following day with a huge 15-0 run-rule victory in seven innings.
- > As a result, the Aztecs posted their first three-game sweep of the Lobos since April 5-7, 2007 in San Diego.
- > Not be outdone, SDSU's doubleheader sweep on the first day of the series gave Coach Martinez 200 career victories as a head coach.

2022 AZTEC GAME HIGHS

Team Batting

At bats	52, vs. Hawai'i (2-28-22)
Runs scored	14, at UC San Diego (3-22-22)
Hits	18, at Nevada (4-1-22)
RBI's	12, at Nevada (4-1-22) and UC San Diego (3-22-22)
Doubles	5, at Nevada (4-1-22)
Triples	1, Eight times, last: vs. San José State (4-10-22)
Home runs	3, at San José State (3-20-22)
Total bases	29, at Nevada (4-1-22)
Walks	12, vs. San José State (4-9-22)
Strikeouts	20, vs. Iowa (3-15-22)
Sacrifice hits	2, vs. Fresno State (3-25-22), vs. Hawai'i (2-28-22) and vs. Utah (2-27-22)
Sacrifice flies	2, at UC San Diego (3-22-22)
Stolen bases	9, vs. San José State (4-9-22)
Hit by pitch	6, vs. Hawai'i (2-28-22)
Caught stealing	2, vs. Fresno State (3-27-22), vs. Houston (2-19-22) and vs. California (2-20-22)
Runners LOB	17, vs. Hawai'i (2-28-22)
Hit into DP	3, at San José State (3-18-22)

Team Fielding

Putouts	45, vs. Hawai'i (2-28-22)
Assists	17, vs. Hawai'i (2-28-22)
Errors	4, at Nevada (4-3-22) and at Nevada (4-2-22)
Passed balls	2, at San Diego (4-12-22) and at UC San Diego (3-22-22)
Double Plays Turned	3, vs. San José State (4-8-22)

Team Pitching

Innings pitched	15.0, vs. Hawai'i (2-28-22)
Runs allowed	13, vs. Arizona State (3-4-22) and at UC Irvine (2-22-22)
Earned runs	12, at UC Irvine (2-22-22)
Walks allowed	10, vs. San José State (4-9-22)
Strikeouts	21, vs. Hawai'i (2-28-22)
Hits allowed	19, vs. Arizona State (3-4-22)
Doubles allowed	4, at Nevada (4-2-22), vs. Fresno State (3-26-22) and vs. Arizona State (3-4-22)
Triples allowed	2, Three times, last: at UC San Diego (3-22-22)
Home Runs allowed	4, vs. Arizona State (3-4-22)
Wild pitches	8, vs. UNLV (3-12-22)
Hit batters	8, vs. Hawai'i (2-28-22)

Individual Batting

At bats	7, Cole Carrigg vs. Hawai'i (2-28-22)
Runs scored	3, Xavier Carter and Trevor Hazelhurst at Nevada (4-1-22)
Hits	4, Poncho Ruiz at Nevada (4-1-22)
RBI's	5, Brian Leonhardt at Nevada (4-1-22)
Doubles	2, Poncho Ruiz at Nevada (4-1-22) and Tyler Glowacki vs. Iowa (3-15-22)
Triples	1, Eight times, last: Irvin Weems vs. San José State (4-10-22)
Home runs	1, Sixteen times, last: Poncho Ruiz vs. San José State (4-9-22)
Total Bases	6, Four times, last: Brian Leonhardt, Trevor Hazelhurst and Poncho Ruiz at Nevada (4-1-22)
Walks	4, Charlie Rhee vs. San José State (4-9-22)
Strikeouts	3, Seven times, last: Poncho Ruiz at Nevada (4-2-22)
Sacrifice hits	2, Tyler Glowacki vs. Fresno State (3-25-22) and Cole Carrigg vs. Utah (2-27-22)
Sacrifice flies	1, Eight times, last: Brian Leonhardt vs. San José State (4-10-22)
Stolen bases	3, Caden Miller vs. UC San Diego (3-29-22)
Hit by pitch	3, Caden Miller vs. Hawai'i (2-28-22)
Caught stealing	1, Seventeen times, last: Cole Carrigg vs. San José State (4-10-22)
Runners LOB	6, Trevor Hazelhurst vs. Arizona State (3-6-22)

Individual Fielding

Putouts	18, Poncho Ruiz vs. Hawai'i (2-28-22)
Assists	8, Caden Miller at San José State (3-18-22)
Errors	2, Three times, last: Caden Miller at Nevada (4-3-22)
Passed balls	2, Cole Carrigg at San Diego (4-12-22) and Deron Johnson at UC San Diego (3-22-22)

Individual Pitching

Innings pitched	7.0, Troy Melton at Nevada (4-1-22)
Runs allowed	8, Robert Brodell vs. Arizona State (3-4-22)
Earned runs	6, Cole Carrigg vs. Iowa (3-15-22)
Walks allowed	5, Kelena Sauer at San José State (3-19-22) and Jacob Flores vs. UNLV (3-13-22)
Strikeouts	10, Troy Melton vs. San José State (4-8-22)
Hits allowed	10, Kelena Sauer vs. Arizona State (3-5-22)
Doubles allowed	3, Troy Melton at San José State (3-18-22) and Ricky Tibbett vs. Arizona State (3-4-22)
Triples allowed	1, Twelve times, last: Hunter Cramton at Nevada (4-2-22)
Homers allowed	2, Three times, last: TJ Fondtain at San José State (3-20-22)
Wild pitches	4, Kelena Sauer vs. UNLV (3-12-22)
Hit batters	4, Kelena Sauer vs. UNLV (3-12-22)

Week 9: at New Mexico

2022 MOUNTAIN WEST STANDINGS (As of April 13)

Team	---Conference---			----Overall----			Strk
	W	L	Pct	W	L	Pct.	
UNLV	12	3	.800	22	11	.667	W2
Nevada	9	5	.643	16	14	.533	L1
San José State	9	6	.600	18	15	.545	W4
Fresno State	9	6	.600	16	16	.500	W2
New Mexico	6	9	.400	14	18	.438	L1
Air Force	4	7	.364	14	16	.467	W1
San Diego State	1	14	.067	7	25	.219	L4

Upcoming Games in the MW

Thursday, April 14

San Diego State at New Mexico, 6 p.m. MT

Air Force at Nevada, 6 p.m. PT

Abilene Christian at Fresno State, 6:05 p.m. PT

San José State at UNLV, 6:05 p.m. PT

Friday, April 15

San Diego State at New Mexico, 6 p.m. MT

Air Force at Nevada, 6 p.m. PT

Abilene Christian at Fresno State, 6:05 p.m. PT

San José State at UNLV, 6:05 p.m. PT

Saturday, April 16

San Diego State at New Mexico, 10:30 a.m. MT

San José State at UNLV, 12:05 p.m. PT

Abilene Christian at Fresno State, 1:05 p.m. PT

Air Force at Nevada, 5 p.m. PT

Sunday, April 17

Air Force at Nevada, 5 p.m. PT

Monday, April 18

San Diego at San Diego State, 6 p.m. PT

Loyola Marymount at UNLV, 6:05 p.m. PT

Tuesday, April 19

San Diego State at UC San Diego, 6 p.m. PT

Texas Tech at New Mexico, Noon MT

Loyola Marymount at UNLV, 2:05 p.m. PT

Air Force at Texas, 6 p.m. CT

Saint Mary's at Nevada, 6 p.m. PT

Santa Clara at San José State, 6:05 p.m. PT

Hawai'i at Fresno State, 6:05 p.m. PT

Wednesday, April 20

Air Force at Texas, 3 p.m. CT

Fresno State at Long Beach State, 6 p.m. PT



- > Among Aztec returners, Brian Leonhardt has played nine career games against New Mexico, posting a .300 batting average (9-30) with two doubles, four RBIs and four runs scored.
- > In addition, Caden Miller started all six encounters vs. the Lobos during the 2021 campaign, hitting .333 (6-18) with two doubles, six RBIs and seven runs scored.

NEW MEXICO AT A GLANCE

- > Picked to finish sixth in the Mountain West preseason coaches poll, the Lobos currently occupy the fifth position in the conference standings with a 6-9 record and a 14-18 mark overall.
- > New Mexico dropped two of three games at Fresno State last weekend, sandwiching a 4-3 victory between an 11-1 defeat in the opener and a 6-2 setback in the finale.
- > In all, the Lobos have compiled a 6-5 record at home, an 8-9 mark on the road and an 0-4 ledger at neutral-sites.
- > Outfielders Lenny Junior Ashby and Jeffery David are the only two players to have started all 32 games for New Mexico so far this season.
- > Ashby tops all Lobo regulars with a .339 batting average and finds himself among the conference leaders in home runs (T-5th, 8), total bases (T-7th, 79), slugging percentage (8th, .622) and hits (T-11th, 43).
- > Additionally, David (.313) is tied atop the MW this week and is tied for the seventh position with 11 doubles, trailing teammate Kyle Landers, who shares the fourth spots with 13 two-baggers of his own.
- > Collectively, New Mexico leads the league with 17 triples, which ranks third nationally, and is tied for second in the MW with 75 doubles, which is tied for 12th in the country entering the weekend.
- > However, the Lobos occupy the fifth spot in the conference with a .277 team batting average and 307 hits while ranking just sixth in on-base percentage (.362), RBIs (171) and runs scored (185).
- > On the mound, New Mexico has also had its share of struggles, ranking last in the MW with a 7.89 ERA for all games and a .341 opposing team batting average while tying for the fewest strikeouts as a staff with 218 Ks.
- > For Thursday's opener against the Aztecs, Riley Egloff is projected to make his ninth consecutive start after posting a 4-3 record with a 6.59 ERA and 43 strikeouts in 42 1/3 innings. In his last outing vs. Fresno State on April 8, the Lobo right-hander matched his career high with nine strikeouts but was racked for seven runs on 12 hits in 6.0 innings, as the Bulldogs rolled to an 11-1 victory. Egloff faced the Aztecs on two occasions during the 2021 campaign, yielding 11 runs on 14 hits and one walk in a combined 7.0 innings. He was the losing pitcher in SDSU's 11-10 triumph over UNM on the final day of the regular season. Entering the weekend, Egloff ranks fourth in the MW in fewer walks allowed (11) while ranking fifth in strikeouts and innings pitched.
- > A transfer from Seminole State JC in Oklahoma, right-hander Brett Russell (1-4, 5.25 ERA), who is slated to start on Friday for the Lobos, did not figure in the decision in his last appearance at Fresno State on April 9, when he allowed three runs on five hits and three walks in 4.0 innings, as New Mexico held on for a 4-3 victory. On March 26, Russell picked up his first Division I win at Air Force after tossing 5 2/3 scoreless innings during which he scattered three hits and four walks.
- > For Saturday's series finale, the Lobos figure to start left-hander Matt Haley, who has compiled a 1-1 record with a 6.75 ERA and 21 strikeouts in 30 2/3 innings thus far. In his previous start at Fresno State on April 10, the UNM sophomore absorbed the loss after yielding five runs (four earned) on four hits and two walks in 5.0 innings, as the Bulldogs posted a 6-2 triumph. Haley made three short relief appearances against the Aztecs during the 2021 campaign, pitching 1 1/3 scoreless innings during which he combined for four strikeouts against one walk and zero hits.
- > Tod Brown is his first season at the helm of the New Mexico program after spending 14 years as head coach at North Dakota State, where he finished his tenure as the second-winningest coach in school history. A native of Tucson, Arizona, Brown led NDSU to its first Division I postseason victory last season with a 6-1 triumph over Nevada in the NCAA Regionals after winning second Summit League tournament championship. Prior to his stint with the Bison, Brown served as the pitching coach at Bowling Green from 2000-08 after working in a similar capacity the previous two seasons at Sabino High School in Tucson. Brown pitched collegiately at Arizona from 1989-94, helping the Wildcats to the Pac-10 championship in 1992. In 1993, he set a school record with 35 appearances, posting six wins and eight saves, as Arizona fell one game short of the College World Series.

THE LAST TIME OUT: AZTECS FALL AT USD

- > In the first of two crosstown meetings this season, San Diego State committed a series of costly mistakes in an 8-3 loss to San Diego on Tuesday at Fowler Park and Cunningham Field on the USD campus.
- > Despite maintaining a 7-5 advantage in hits, the Aztecs (7-25) were plagued by three wild pitches, two passed balls and a crucial fielding error, as the Toreros (20-11) scored seven of their eight runs with two outs.
- > USD grabbed a 2-0 lead in the first inning when Chase Meidroth scored on Jack Costello's RBI double, while RJ Teijeiro raced home on a passed ball. Earlier, Meidroth roped a double to left, while Teijeiro drew a walk as both runners advanced on a wild pitch.
- > SDSU plated all of its runs in the top of the third on three hits to vault in front, 3-2. After leading off with a single, Irvin Weems motored around the bases on a double by Tino Bethancourt, who subsequently took third on Charlie Rhee's sacrifice bunt.
- > With the infield drawn in, Caden Miller promptly hit a tapper to the second base side, but Bethancourt avoided the tag on the throw home. Miller moved to second on groundout shortly thereafter and eventually crossed the plate on Poncho Ruiz's single up the middle.
- > The score remained unchanged until the fifth when the Toreros' Ariel Armas trotted home on Angelo Peraza's sacrifice fly to right, knotting the game at 3-3. Previously, Armas walked and advanced to second on a wild pitch before taking third on a sacrifice bunt.
- > The Aztecs' third pitcher of the night Hunter Hargett struck out two batters, sandwiched around a walk to Teijeiro, after entering in the bottom of the sixth. However, the inning started to unravel for the Scarlet and Black after Arias singled deep in the hole at short, as both runners advanced on a passed ball. Moments later, Dustin Allen was issued a walk, abruptly ending Hargett's appearance.
- > However, SDSU did not fare any better after Ryan Faulks took the mound, as pinch hitter Camden Vasquez drew a bases loaded walk to bring home Teijeiro. Still, Faulks and the Aztecs were primed to get out of the jam with minimal damage, but Meidroth's grounder to short was misplayed, which kept the inning alive and allowed both Armas and Allen to score. Shortly thereafter, Vasquez raced home on another wild pitch, giving USD a commanding 7-3 lead.

Week 9 at New Mexico

- > The Toreros closed out the scoring in the eighth when Allen walked, took third on Vasquez's single and crossed the plate on Meidroth's sacrifice fly.
- > Jack Hyde (3-1), USD's second pitcher of the night, picked up the victory after pitching two scoreless innings, yielding two hits and a walk against three strikeouts in relief of starter Ryan Kysar, who gave up all three SDSU runs on three hits and two walks in five innings of work.
- > Conversely, Hargett (0-1) took the loss for the Aztecs, who used six pitchers in the game. Sophomore transfer Julian Jackson made his first appearance on the hill this season, pitching a scoreless seventh with one walk and one strikeout. Meanwhile, Omar Serrano received his first career start and lasted three innings, yielding two runs (one earned) on two hits and two walks while posting four strikeouts.
- > Weems and Brian Leonhardt finished with two hits apiece to lead the Aztec offense.

YOUTH SHALL BE SERVED

- > In all, San Diego State has had 20 of 37 players make their initial appearances in an Aztec uniform this season, including 10 true freshmen.
- > Irvin Weems, a true freshman from Las Vegas, has started 16 of 22 games in the outfield (13 CF, 3 RF) and leads all SDSU rookies with a .293 batting average, including a .500 clip (6-12) over his last three outings during which he posted four stolen bases and three runs scored to go with a trio of RBIs.
- > In the second game of the MW series at San José State that was completed on March 20, Weems went 3-for-5 with three RBIs and two runs scored, highlighted by his first collegiate homer, a two-run shot in the eighth. In the series finale against the Spartans, the Las Vegas native added two more hits and swiped his first career base.
- > Fellow classmate Tyler Glowacki (.264), an alumnus of nearby Santana High School, has started 25 games in the outfield (20 RF, 5 LF) and leads all SDSU rookies with 23 hits and nine RBIs while sharing the second spot on the squad with five doubles.
- > Glowacki (March 7) and infielder Alex Rodriguez (Feb. 21) have netted Mountain West Freshman of the Week honors this season.
- > After sitting out the 2021 campaign as a redshirt, Johnny Giannola has made 18 starts this season, including 14 in left field and four at designated hitter. The Dana Point, California, native has had four games with multiple hits thus far, including the Aztecs' 7-1 triumph over Hawai'i in the Tony Gwynn Legacy on Feb. 25, when he scored two runs and drove in another. Giannola has two triples this season, which is tied for seventh in the Mountain West.
- > Tino Bethancourt, another redshirt freshman, has logged 24 starts (14 3B, 10 1B) and has hit safely in 11 of his last 14 games. The El Dorado Hills, California, native shares the second spot on the team with 18 walks, which is tied for ninth in the conference.
- > Outfielder Shaun Montoya, a redshirt freshman who transferred from UC Irvine, has started 16 games this season, including the last 10 contests for the Aztecs, and ranks second on the team during that stretch with a .286 batting average and a .390 on-base percentage to go with three stolen bases.

STRIKEOUTS GALORE

- > San Diego State has recorded double-digit strikeouts in 16 of 32 games this year, including a season-high 21 vs. Hawai'i in 15 innings on Feb. 28.
- > Troy Melton fanned a career-best 10 hitters in last Friday's start against San José State, marking the highest total by an Aztec pitcher this season and the most since Logan Boyer also struck out 10 batters vs. San Francisco on Feb. 15, 2018.
- > Following Melton are Jonny Guzman and Kelena Sauer, both of whom posted career-high strikeouts with nine Ks apiece. Guzman fanned nine hitters in his first collegiate start at UC Irvine on Feb. 22, while Sauer accomplished the feat against UNLV on March 12.
- > In addition, four other Aztec hurlers have compiled career-best totals with over five strikeouts this season: TJ Fondtain (8 vs. San José State, April 9), Jacob Flores (7 vs. Utah, Feb. 27), Jadon Bercoch (7 vs. Hawaii, Feb. 28) and Chris Canada (7 vs. Long Beach State, April 5).
- > Entering the weekend, Guzman occupies the eighth spot in the Mountain West with 34 strikeouts, followed closely by Fondtain, who ranks ninth with 33 Ks.
- > Collectively, San Diego State leads the Mountain West with 9.9 strikeouts per nine innings, which ranks 52nd in the nation.
- > SDSU recorded 27 games with 10 or more strikeouts during the 2019 campaign, marking the most double-digit strikeout performances for the Scarlet and Black in the MW era (since 2000). SDSU surpassed the previous MW record of 23 set in a 10-6 win at Fresno State on May 11, 2019.
- > Last season, the Scarlet and Black registered 10 or more strikeouts in 18 games, notching a 15-3 record in those contests.
- > The Aztecs posted double-digit strikeouts in their last six home games of the 2021 campaign, including a combined 33 Ks in their three-game sweep over San José State, May 8-9, 2021.
- > Previously, in SDSU's sweep of Dixie State, April 24-25, 2021, Trailblazer hitters were punched out 42 times during the series, including 15 in the doubleheader opener, which marked a season-high for the SDSU staff.
- > During the shortened 2020 season, the SDSU pitching staff completed seven games with 10 strikeouts: vs. Virginia Tech, Cal State Fullerton, Iowa, Nebraska, at UC Irvine and twice against Oregon State. Not surprisingly, the Scarlet and Black went 6-1 in those contests.
- > Dating back to 2019, the Aztecs are 41-27 in their last 68 games when striking out 10 or more batters.

STREAKING AZTECS

- > Tino Bethancourt, who returned to the lineup for the final two games of the Nevada series after getting hit by a pitch at UC San Diego on March 22, has reached base safely in 14 consecutive games.
- > Bethancourt is also one of three Aztecs to have hit safely in the last three games, joining Poncho Ruiz and Irvin Weems.
- > In addition, Cole Carrigg leads the Scarlet and Black with multiple hits in 12 games, accomplishing the feat in five of his last seven starts. The on six occasions this year, highlighted by a two-run homer vs Long Beach State on April 5.
- > Ruiz and Caden Miller are the only two Aztecs to start all 32 games this year. Miller has made 32 starts at shortstop, while Ruiz has earned 25 starts at catcher and seven at designated hitter.
- > As the team's leadoff hitter, Miller is the lone Aztec to appear in the same spot in the batting order throughout the season, while Ruiz has batted third on 30 occasions and twice in the cleanup position.
- > Additionally, Carrigg ranks third on the squad with 30 starts, including 14 at second base, nine in center field, five at catcher and once each at pitcher, shortstop designated hitter.
- > Ruiz had his nine-game hitting streak snapped in the second game of the Arizona State series on March 6, which marked the team's longest this season.
- > Over the last eight games, Brian Leonhardt leads the team with eight RBIs.

2022 SITUATIONAL RECORDS

Overall.....	7-25
Home.....	4-16 L3
Road.....	2-7 L3
Neutral.....	1-2 L1
Current Streak.....	L4
Last 5.....	1-4
Last 10.....	2-8
Day Games.....	2-8 L6
Night Games (after 5 p.m.).....	5-17 L3
Mountain West games.....	1-14 L5
Mountain West home games.....	0-9 L9
Mountain West road games.....	1-5 L2
Non-conference games.....	6-11 L1
Games vs. WCC.....	0-1 L1
Games vs. Big West.....	3-4 W1
Games vs. Pac-12.....	2-4 W1
Following loss.....	7-17 L3
Following win.....	0-7 L7
February.....	3-5 L1
March.....	2-14 L4
April.....	2-6 L4
May.....	0-0 W2
in California.....	5-21 L4
in Arizona.....	1-2 L1
in Nevada.....	1-2 L2
in Colorado.....	0-0 W3
in New Mexico.....	0-0 W2
Leading after 6.....	6-7 L2
Trailing after 6.....	1-17 L14
Tied after 6.....	0-1 L1
Leading after 7.....	6-5 L1
Trailing after 7.....	0-20 L20
Tied after 7.....	0-0 W2
Leading after 8.....	6-2 L1
Trailing after 8.....	0-21 L21
Tied after 8.....	0-2 L2
Extra Innings.....	0-2 L2
Walk-offs.....	1-1 L1
One-run games.....	3-5 L4
Run-rule games.....	0-0 L1
Aztecs score first.....	5-6 L1
Opponent scores first.....	2-19 L13
Shutouts.....	0-4 L4
Aztecs score 0-2 runs.....	0-9 L13
Aztecs score 3-5 runs.....	4-10 L2
Aztecs score 6 or more runs.....	3-6 L3
Aztecs hit 0 home runs.....	5-16 L6
Aztecs hit a home run.....	2-9 L1
Regular Season Series Openers.....	1-5 L1
Regular Season Series Finales.....	1-5 L5
on Monday.....	0-1 L1
on Tuesday.....	2-5 L1
on Friday.....	2-6 L1
on Saturday.....	1-7 L7
on Sunday.....	2-6 L5
Aztecs make no errors.....	1-4 L1
Opponent makes no errors.....	4-10 L1
Aztecs outhit opponent.....	6-9 L1
Opponent outhits Aztecs.....	1-14 L13
Hits are tied.....	0-2 L2

GOING, GOING, GONE

- > San Diego State has emerged victorious in 45 of its last 66 games dating back to 2019 when launching one out of the park.
- > The Aztecs homered in 29 of 46 games last season, posting a 21-8 record in those contests.
- > SDSU went 17-5 during the 2019 campaign when going yard and 5-2 in 2020.
- > After recording a home run in just six of their first 24 contests, the Aztecs have hit one deep in five of their last eight games, including four straight from April 1-5.
- > Additionally, after not homering in any of its first five victories of the 2022 campaign, SDSU has gone yard at least once in its last two wins.



IN MEMORIAM: JIM DIETZ (1938-2022)

- > Former San Diego State baseball head coach Jim Dietz passed away Sunday, March 27 at the age of 83.
- > Dietz, who retired at the end of the 2002 campaign, completed an illustrious 31-year career at SDSU as one of the all-time winningest coaches in NCAA history.
- > His final mark of 1,231-750-18 (.620) ranked seventh nationally among active Division I coaches at the time he finished his final season with the Aztecs.
- > During his legendary career at San Diego State, the Aztecs won numerous conference, divisional and regular-season titles, earning Dietz various league and regional coach-of-the-year honors.
- > In 1979, Dietz guided the Scarlet and Black to the program's first-ever NCAA Tournament appearance, a feat he accomplished seven additional times in 1981, 1982, 1983, 1984, 1986, 1990 and 1991.
- > "Our San Diego State baseball family mourns the loss of Hall-of-Fame Coach Jim Dietz," said current Aztec head coach Mark Martinez. "His impact during his 31 years as the head coach at SDSU was felt not only within the San Diego community, but also nationally as an ambassador for our great game. The standard he set for excellence in the classroom and on the diamond resonates within our program today. We continue to strive to meet the foundational expectations of Coach Dietz's legacy."
- > Individually, Dietz's SDSU players garnered 28 All-America accolades, 42 all-district/all-region honors and 85 all-conference certificates. Among the many notable players Dietz coached were Tony Gwynn, Bud Black, Mark Grace, Dave Smith, Bobby Meacham and Travis Lee.
- > Born in Eugene, Oregon, Dietz played at Southern Oregon College, where he was three-time all-conference infielder and an NAIA All-American as a senior in 1959. Following graduation, he spent three years in the Detroit Tigers organization, reaching the Double-A level before leaving the pro ranks as a player.
- > Dietz began his baseball coaching career in 1963 at Lowell (Ore.) High School, where he remained for two seasons before moving to Pleasant Hill (Ore.) High School for three years from 1965-68. While at Pleasant Hill, he coached the varsity baseball team, winning three straight league titles to go with a state championship in 1968.
- > Later in 1968, Dietz became the freshman and junior varsity baseball coach at the University of Oregon, where he also guided the freshman men's basketball squad, before his appointment as head coach at San Diego State in 1972.
- > During the 1970s, Dietz became one of the most successful summer coaches in history, spending seven seasons with the Fairbanks Goldpanners of the Alaska League. He compiled a 348-151 record in Fairbanks, taking all seven of his teams to the National Baseball Congress national finals and winning four summer championships. For his efforts, he was named NBC Coach of the Decade. Among the players he coached with the Goldpanners were future Major League stars Dave Winfield, Mark McGwire and Steve Swisher.
- > Dietz was inducted into the American Baseball Coaches Association Hall of Fame in 2002 and was enshrined into the Aztec Athletics Hall of Fame in 2019. He is also a member of the Southern Oregon University Hall of Fame.
- > Other honors Dietz merited include the Super Star Award from Collegiate Baseball magazine, the Citizen of the Year Award from the City Club of San Diego and the Breitbard Award for his baseball contributions to the San Diego community.
- > Dietz earned a bachelor's degree in social studies from Southern Oregon College and received a master's degree in counseling from the University of Oregon.

NOTING THE ARIZONA STATE SERIES

- > With its 4-3 triumph over ASU on March 6, the Aztecs snapped a four-game losing streak and moved to 16-18 in the all-time series vs. the Sun Devils.
- > In addition, San Diego State defeated ASU for the first time since March 29, 1985, when the Scarlet and Black captured a 9-4 decision at the UC Riverside Invitational.
- > In the series finale victory, Tyler Glowacki logged his second multi-hit game of the week and first of the series, highlighted by the go-ahead RBI single in the sixth.
- > Kenny LeBeau, who scored the eventual game-winning run in that contest, previously reached base courtesy of his first double as an Aztec.

- > On the mound, Aztec starter Jacob Flores picked up his first win since March 1, 2020 (vs. Oregon State), while reliever Jonny Guzman earned his first career save.
- > In SDSU's 6-4 setback in game two, Caden Miller and Trevor Hazelhurst each homered for the first time in a Scarlet and Black uniform.
- > Freshman Brady Zavorek earned his first career start in the series opener at designated hitter.

REWIND: THE 15-INNING MARATHON VS. HAWAII

- > After winning two of three games in the Tony Gwynn Legacy, San Diego State faced Hawai'i in a 15-inning contest on Monday that lasted six hours and 14 minutes, with the Rainbow Warriors prevailing by an 8-5 count.
- > The Aztecs' 15-inning affair was their longest game since April 19, 2013, when the Scarlet and Black dropped a 9-8 decision at UNLV in 17 innings.
- > Both teams squandered numerous scoring chances, combining for 32 runners left on base, including 17 for SDSU and 15 for the visitors.
- > In addition, the Aztecs and Warriors collectively used 16 pitchers on the night, including nine for Hawai'i and seven for SDSU.
- > SDSU hurlers struck out a season-high 21 batters, including a career-best seven from reliever Jadon Bercovich.
- > Aztec hitters were plunked six times, including Caden Miller, who was victimized on three occasions.
- > Kenny LeBeau (2B) and Blake Butcher (3B) each received their first starting assignments for the Scarlet and Black, while pinch hitter Brady Zavorek and reliever Omar Serrano logged their first collegiate appearances.
- > LeBeau drove in his first two runs as an Aztec with a single in the bottom of the seventh.
- > In all, San Diego State used 25 players on its 37-man roster during the contest.

OTHER TRENDS

- > The Aztecs are 99-26 in their last 125 games when scoring five or more runs, including a stellar 29-6 record last year after posting a 6-2 mark in 2020.
- > San Diego State is 65-39 in its last 104 games following a loss, including an 11-5 mark in 2021. The Scarlet and Black is off to a 7-17 start this season in games following a loss.
- > SDSU had won six straight games when leading after eight innings until San José State snapped that streak with a combined seven runs in the top ninth and 10th on April 9 to steal an 11-8 victory.
- > The Aztecs are 3-5 so far this year in one-run games, recording all three victories in that category by 4-3 scores.

GLOWACKI NAMED MW FRESHMAN OF THE WEEK ON MARCH 7

- > San Diego State's Tyler Glowacki collected Mountain West Freshman of the Week honors, the league office announced on March 7.
- > In four starts from Feb. 28-March 6, Glowacki led the Aztecs with a .375 batting average (6-16), six hits and a .500 on-base percentage. >Against Hawai'i on Feb. 28, the SDSU outfielder set career highs with three hits and two runs scored, though the Scarlet and Black dropped an 8-5 decision in 15 innings. In that game, he singled and scored the tying run in the bottom of the eighth that sent the contest into extra innings.
- > An alumnus of nearby Santana High School, Glowacki closed out the week with a 2-for-4 effort in the series finale vs. Arizona State on March 6, driving in the go-ahead run with a sharp single to center field in the sixth inning to help the Aztecs secure a 4-3 victory and snap a four-game losing streak.
- > In addition, Glowacki made three putouts without an error on the week for a clean 1.000 fielding percentage.
- > With his award, Glowacki received his first conference weekly certificate and SDSU's third of the season after Alex Rodriguez garnered Freshman of the Week accolades on Feb. 21 and TJ Fondtain merited Pitcher of the Week distinction on Feb. 28.

FONDTAIN TABBED MW PITCHER OF THE WEEK ON FEB. 28

- > San Diego State sophomore TJ Fondtain was named Mountain West Pitcher of the Week by the league office on Feb. 28.
- > In just his second career start on the mound, Fondtain earned his first collegiate victory after helping SDSU post a 7-1 triumph over Hawai'i at the Tony Gwynn Legacy on Feb. 25.
- > Against the Rainbow Warriors, the Aztec left-hander recorded a career-high seven strikeouts, yielding just one unearned run on a scant three hits and no walks in 6.0 innings.
- > A native of Clovis, California, Fondtain retired the first 13 Hawai'i hitters, notching five of his strikeouts in that span. He also helped his cause by picking off a runner at second base in the top of the fifth inning.
- > In addition, Fondtain displayed great control in his start vs. the Warriors, reaching ball three in the pitching count just once against 21 batters faced.

RODRIGUEZ NETS MW FRESHMAN OF THE WEEK HONORS ON FEB. 21

- > San Diego State's Alex Rodriguez was named Mountain West Baseball Freshman of the Week for his performance at the season-opening MLB4 Tournament, held Feb. 18-20 in Scottsdale, Arizona.

Week 9: at New Mexico

- > Rodriguez started all three games at second base for the Aztecs at the prestigious event, leading the team with a .500 batting average and a .600 on-base percentage while tying for the top spot with four hits.
- > A native of Rancho Cucamonga, California, Rodriguez went 3-for-4 with an RBI in his collegiate debut against No. 17 TCU in the opener on Friday, posting singles in his first two career at-bats. He also drove in his first collegiate run after reaching on a fielder's choice in the bottom of the sixth, giving SDSU a 3-2 lead that held up until the bottom of the ninth.
- > Against Houston on Feb. 19, Rodriguez was hit by a pitch and scored during the Aztecs' pivotal three-run outburst in the fifth inning, as the Scarlet and Black held on for its first win of the year in a 4-3 victory.
- > Rodriguez then wrapped up the tournament with a 1-for-3 effort at the plate vs. California on Feb. 20.
- > As a second baseman, Rodriguez did not commit an error in five chances for the weekend, finishing with a clean 1.000 fielding percentage.

NEWCOMERS READY TO STEP IN

- > San Diego State has added 15 newcomers for 2022, including 10 true freshmen, three Division I transfers and two junior college players.
- > Among the Aztecs to start this weekend is infielder Alex Rodriguez, who utilized his redshirt season at USC in 2021 after graduating from Damien High School in La Verne, California, where he was a prep teammate of SDSU outfielder Shaun Montoya. Rodriguez was listed as the No. 20 shortstop in California for the class of 2020 by Perfect Game and was an all-Baseline League selection in 2018 and 2019.
- > SDSU also expects a big splash from freshman outfielder Irvin Weems, who was ranked as the No. 4 outfielder and seventh-best player overall in Nevada for the class of 2021, according to Perfect Game. A graduate of Durango High School in Las Vegas, Weems earned first-team all-Southern Nevada honors by the Las Vegas Review-Journal as a senior after batting .561 (23-41) with four homers, nine doubles and 27 RBIs in just 15 games, according to MaxPreps. He also scored 20 runs and stole 13 bases in 16 attempts while posting a 1.121 slugging percentage and a .636 on-base percentage.
- > Another freshman who has impressed in camp is outfielder Tyler Glowacki, a local product who brings a winning pedigree to The Mesa from nearby Santana High School, which captured the Grossmont Valley League championship in 2021 and advanced to the third round of CIF San Diego Section Open Division playoffs. Glowacki capped the year with an appearance in the CIF San Diego Section All-Star game at Petco Park. He earned a No. 21 ranking among outfielders in California for the class of 2021.
- > Although he has been with the program for two years, Tino Bethancourt will see his first collegiate action for the Scarlet and Black this year in the infield. Bethancourt sat out as a redshirt in 2021 after graduating from Oak Ridge High School in El Dorado Hills, California, where his senior season was limited to three games due to the COVID-19 pandemic. According to MaxPreps, he played 78 games during his prep career, batting .285 with three homers, 16 doubles, 37 RBIs and 50 runs scored while posting 12 stolen bases and a .427 on-base percentage.
- > Likewise, right-handed pitcher Jadon Bercovich is another player who utilized his redshirt season in 2021 but looks ready to step into a relief role during the upcoming 2022 campaign. A graduate of Damonte Ranch High School in Reno, Nevada, Bercovich twice garnered all-conference accolades and was ranked as the No. 2 right-handed pitcher in that state for the class of 2020 by Perfect Game. He once set a school record with 13 strikeouts in a single game and also played for the Athletics squad at the prestigious Area Code games.
- > Robert Brodell will be looking to secure a spot in the bullpen as well after playing two seasons at Imperial Valley College, where he struck out 59 batters in 53.1 innings on the mound. He ranked 23rd in the state as a freshman in 2019 with 10.31 strikeouts per nine innings. Brodell starred at Brawley Union High School, where he was a first-team all-conference selection and two-time MVP. The right-handed hurler contributed to a team that won three straight Imperial Valley League championships to go with a CIF San Diego Section Division III title as junior in 2017.
- > Omar Serrano is another rookie pitcher who brings impressive credentials with him to The Mesa after a stellar prep career at Downey High School, where he earned all-CIF Southern Section Division IV honors as a senior after recording a 1.50 ERA in 12 appearances with 85 strikeouts in 70.0 innings, according to MaxPreps. Serrano tossed three shutouts in five of his victories that season, including a perfect game vs. Westlake in the first round of the CIF playoffs.
- > UC Irvine transfer Shaun Montoya and utility player Johnny Giannola are two redshirt freshmen who will be vying for playing time as well this season after sitting out the 2021 season.

AZTECS PICKED THIRD IN MOUNTAIN WEST PRESEASON POLL

- > In a vote of the league's seven head coaches, San Diego State was pegged for a third-place finish in the 2022 Mountain West preseason poll, as announced by the conference office on Feb. 10.
- > The Aztecs garnered a total of 25 points, trailing preseason favorite Nevada (36 pts), which received six first-place votes, and second-place UNLV (29 pts), which netted the remaining first-place vote. Fresno State landed in the fourth spot just behind SDSU with 23 points, while Air Force (15 pts) was a distant fifth, followed by New Mexico (11 pts) and San José State (7 pts).

2022 MW Preseason Coaches Poll

Rank	Team (1st-place votes)	Pts.
1.	Nevada (6)	36
2.	UNLV (1)	29
3.	San Diego State	25
4.	Fresno State	23
5.	Air Force	16
6.	New Mexico	11
7.	San José State	7

MELTON NAMED TO PRESEASON ALL-MOUNTAIN WEST TEAM

- > Starting pitcher Troy Melton earned a spot on the preseason all-Mountain West team announced on Feb. 10.
- > A native of Anaheim, California, Melton finished among the Mountain West leaders in several categories last year, including strikeouts (2nd), innings pitched (4th), opposing batting average (8th – .291), wins (T-10th) and ERA (11th). The Aztec junior also issued one walk or less in eight of his appearances.

AZTECS AMONG MOUNTAIN WEST TOP 20 (ALL GAMES AS OF APRIL 13)

Tino Bethancourt

Walks.....	18	T-9th
Stolen Bases.....	4	T-13th
Triples.....	1	T-16th

Cole Carrigg

Sacrifice Bunts.....	4	T-2nd
Stolen Bases.....	10	3rd
Triples.....	1	T-16th
Hits.....	39	18th
Batting Average.....	.325	19th

Johnny Giannola

Triples.....	2	T-7th
Stolen Bases.....	4	T-13th

Tyler Glowacki

Sacrifice Bunts.....	2	T-7th
Walks.....	14	T-15th

Caden Miller

Stolen Bases.....	12	2nd
Hit by Pitch.....	9	2nd
Triples.....	2	T-7th
Walks.....	18	T-9th
On-Base Percentage.....	.416	17th

Poncho Ruiz

Walks.....	20	6th
Sacrifice Flies.....	2	T-11th
Triples.....	1	T-16th

Irvin Weems

Stolen Bases.....	7	T-4th
Sacrifice Bunts.....	3	T-4th

Jadon Bercovich

Games Finished.....	11	T-2nd
Saves.....	1	T-9th

Robert Brodell

Games Finished.....	5	T-11th
---------------------	---	--------

Jacob Flores

Strikeouts.....	32	T-10th
-----------------	----	--------

TJ Fontain

Opp. Batting Average.....	.223	3rd
Fewest Hits Allowed.....	31	4th
Fewest Runs Allowed.....	23	T-5th
Earned Run Average.....	3.89	6th
Innings Pitched.....	37.0	8th
Strikeouts.....	33	9th
Fewest Walks Allowed.....	20	T-12th

Jonny Guzman

Strikeouts.....	34	8th
Saves.....	1	T-9th

Ricky Tibbett

Saves.....	1	T-9th
------------	---	-------

Week 9: at New Mexico

- > In addition, Melton received MW Pitcher of the Week recognition after recording his first career shutout vs. Fresno State on March 7, 2021. Against the Bulldogs, he matched his collegiate best with nine strikeouts, allowing just four hits and one walk in the complete-game victory, as SDSU rolled to a 17-0 rout at home.
- > Prior to the 2021 campaign, Melton was named to the USA Golden Spikes Award Preseason Watch List and was ranked 79th on D1Baseball.com's Top 100 college draft prospects.
- > In 2020, Melton collected all-Mountain West accolades in a stellar season that was cut short due to the COVID-19 pandemic, logging a 3-1 record with a 3.22 ERA and 26 strikeouts. He shared the conference lead with three victories, which was tied for 23rd nationally, while his strikeouts and opposing batting average (.192) ranked second and third in the MW, respectively.

MARTINEZ SIGNS CONTRACT EXTENSION

- > During the offseason, San Diego State head coach Mark Martinez signed a three-year contract extension that will keep him in the Aztec dugout through the 2026 season.

"Mark has been a tremendous asset to our baseball program, and I look forward to him continuing the success our teams have found on the field and in the classroom," said SDSU director of athletics John David Wicker. "Mark does a great job developing the overall student-athlete, and the young men in our program have certainly benefited, as has our entire Aztec community."

- > Entering his eighth season as head coach at SDSU, Martinez has compiled a 215-150 record (.589), highlighted by three Mountain West tournament championships and a trio of NCAA regional appearances in 2015, 2017, 2018.

"I am very excited for the opportunity to maintain the tradition of excellence that has been established here at San Diego State," Martinez said. "I am extremely grateful for the support of our administration, alumni and Aztec community. Our program takes tremendous pride in competing for championships and developing young men into outstanding students, athletes and leaders."

NEW FACES ON THE COACHING STAFF

- > San Diego State head coach Mark Martinez filled two vacancies with a pair of prominent hires over the summer, as Shaun Cole accepted the pitching coach position, while Sergio Brown assumed the role of assistant coach/recruiting coordinator.
- > Cole arrives on The Mesa after a two-year stint at Eastern Kentucky University, where he served as the Colonels' associate head coach/pitching coach in 2019-20.
- > During his tenure, Cole developed and guided one of ECU's most successful pitching staffs while enrolling three of the highest ranked recruiting classes in program history.
- > In Cole's first season in 2019, ECU set team records for strikeouts (510) and lowest opposing batting average (.258) while logging the most victories (32) since 2004 and lowest team ERA (4.79) since 2008.
- > Prior to his stint in the Bluegrass State, Cole served as coordinator for player development with the San Diego Padres, where he was involved in all aspects of baseball operations, scouting and player development.
- > Among his countless duties with the Padres, Cole assisted in player development for the team's minor league system, which was ranked No. 1 in MLB in 2018, including the Padres Dominican Republic Academy.
- > In 2016, Cole was also the pitching coach for the Tri-City Dust Devils, the Padres' short-season Class A affiliate based in Pasco, Washington, where he developed the organization's top pitching prospects.
- > In 2017, Cole served as the coordinator for San Diego's spring training facility in Arizona. In that role, he oversaw the daily operations of mini-camp, extended spring training, as well as two rookie ball teams during the Arizona Fall League. He also managed the AZL Padres that season.
- > From June 2014 to Sept. 2015, Cole served as the director of the 18U National Team for USA Baseball. Among his responsibilities was managing the Tournament of Stars presented by MLB and the 17U National Team Identification Series – both primary selection vehicles for the 18U National Team.
- > Prior to his hire at USA Baseball, Cole spent six seasons at Arizona from 2009-14, serving one year as the Wildcats' director of baseball operations before he was elevated to pitching coach. During Cole's tenure, Arizona made four NCAA regional appearances, highlighted by a College World Series title in 2012, the same season he was named National Pitching Coach of the Year by Collegiate Baseball newspaper.
- > Brown, meanwhile, who has a long association with perennial national power Cal State Fullerton both as a player and coach, arrived at SDSU after serving as the Titans' associate head coach/recruiting coordinator in 2020 and 2021.
- > Brown brings a plethora of postseason experience with him to "America's Finest City", having participated in eight NCAA Regionals, six NCAA Super Regionals and four College World Series as a coach and player. In addition, Brown is one of only two coaches in the history of college baseball to go to the College World Series with three different programs – Cal State Fullerton, UC Irvine and Arizona.
- > Throughout his career, Brown has recruited and/or coached 35 players with Major League Baseball experience.
- > Prior to his most recent stint at Fullerton, Brown spent four years at Arizona from 2016-19, helping the Wildcats to consecutive NCAA Tournament berths in his first two seasons, highlighted by a runner-up finish at the 2016 College World Series.
- > During his tenure in Tucson, five position players garnered multiple All-America honors by an array of national publications, while two student-athletes were named Freshmen All-Americans.
- > Brown was an infielder on Cal State Fullerton's 1995 national championship team after transferring from

Cal Poly Pomona, where he competed from 1991-93. While at CPP, he was a member of Bronco squads that captured the CCAA co-championship in 1991 and earned a spot in the 1993 NCAA Division II West Regionals.

MR. UTILITY

- > Cole Carrigg displayed his versatility in his first year on The Mesa in 2021, appearing in six different positions for the Aztecs.
- > The Turlock, California, native made 21 starts at third, five in left field, three in center, three at second base and one at designated hitter.
- > Not to be outdone, Carrigg has made two appearances as a relief pitcher, allowing two unearned runs on three hits and a walk in 1 1/3 innings.
- > During a three-game series at Air Force in the penultimate weekend of the regular season, Carrigg hit .545 (6-11) with five RBIs and seven runs scored.
- > In 2022, Carrigg has made 14 starts at second base, nine in center field, five behind the plate and once each at pitcher, shortstop and designated hitter.

LOCAL HEROES

- > San Diego State boasts 11 players on its current roster who are alumni of San Diego County high schools, including Brian Leonhardt and Ricky Tibbett (Eastlake); Fisher Pyatt and Charlie Rhee (St. Augustine); Joseph Ingrassia (Valhalla); Trevor Hazelhurst (Granite Hills); Deron Johnson (Poway); Evan Sipe (San Marcos); Poncho Ruiz (Mater Dei Catholic); Tyler Glowacki (Santana) and Hunter Hargett (Point Loma).

AZTECS IN MLB DRAFT

- > Since 1965, San Diego State has had 223 student-athletes chosen in the MLB First-Year Player Draft.
- > In 2021, the Aztecs had five players picked in the MLB Draft, giving the Scarlet and Black 28 selections overall since 2015.
- > Infielder Mike Jarvis was selected by Pittsburgh in the sixth round with the 163rd pick, while catcher Wyatt Hendrie also went to the Pirates shortly thereafter in the seventh round in the 193rd spot overall.
- > In addition, the New York Mets grabbed center fielder Matt Rudick in the 13th round (382nd overall); right fielder Jaden Fein was selected by the Washington Nationals in the 15th round (443rd overall), while right-handed pitcher Michael Paredes was snapped up by the Minnesota Twins in the 18th round (549th overall).
- > SDSU's five MLB Draft picks in 2021 were the most by a Mountain West school after Fresno State and New Mexico had two apiece, followed by Nevada, San José State and UNLV with one each.


MOUNTAIN WEST TOURNAMENT RETURNS TO SAN DIEGO

- > After a one-year hiatus, the Mountain West Championship returns this season and will be conducted at Tony Gwynn Stadium, May 26-28. The top four teams in the MW regular-season standings will qualify for the double elimination tournament, with the winner receiving an automatic berth into NCAA regional competition. NCAA Regionals will be held June 3-5.
- > SDSU has hosted the MW Championship on four previous occasions, most recently after the 2018 season when the Aztecs claimed their fifth conference crown in a six-year span.


CRAZY TONY GWYNN PLAYER STATS

- > Tony Gwynn completed his illustrious career with a .338 lifetime batting average. Every other player who had a career batting average of at least .338 played before 1943.
- > Gwynn hit .368 over a five-year stretch between 1993 and 1997.
- > Gwynn faced Tom Glavine, Greg Maddux, Pedro Martinez, and John Smoltz a combined 323 times. He struck out three times over those at bats.
- > Gwynn never struck out more than 40 times in a season and struck out less than 20 times in six straight years. He had a career-low 15 strikeouts in 1995.

2022 AZTEC RADIO/TV ROSTER




1
Caden MILLER
So. | 5-11 | 180 | S-R
IF | Newhall, Calif.



2
Brady ZAVOREK
Fr. | 5-11 | 175 | R-R
IF | Fresno, Calif.



3
Kenny LeBEAU
R-Jr. | 5-10 | 175 | L-R
IF | Granite Bay, Calif.



5
Fisher PYATT
So. | 6-0 | 180 | S-R
IF | San Diego, Calif.




8
Cole CARRIGG
So. | 6-2 | 180 | S-R
C/UT | Turlock, Calif.



9
Charlie RHEE
So. | 5-10 | 175 | R-R
OF | San Diego, Calif.



10
Tino BETHANCOURT
R-Fr. | 6-2 | 190 | R-R
IF | El Dorado Hills, Calif.




11
Avery JONES
Sr. | 6-6 | 215 | R-R
IF | Gig Harbor, Wash.



12
Max FOXcroft
So. | 5-9 | 170 | L-R
IF | Newport Coast, Calif.



13
Alex RODRIGUEZ
R-Fr. | 6-2 | 180 | R-R
IF | Upland, Calif.



14
Irvin WEEMS
R-Jr. | 6-0 | 190 | R-R
OF | Las Vegas, Nev.



15
Xavier CARTER
R-So. | 6-4 | 210 | L-L
OF | Sacramento, Calif.



18
Tyler GLOWACKI
Fr. | 5-10 | 190 | L-L
OF | San Diego, Calif.



21
Brian LEONHARDT
Jr. | 6-2 | 200 | L-L
IF/LHP | San Diego, Calif.



22
Chris CANADA
Fr. | 6-7 | 205 | L-L
IF | Orange, Calif.



23
Jonny GUZMAN
R-So. | 6-2 | 190 | R-R
RHP | Orange, Calif.



24
Poncho RUIZ
So. | 6-2 | 190 | R-R
C | Tijuana, B.C., Mexico



25
Hunter HARGETT
Fr. | 6-2 | 185 | R-R
RHP | San Diego, Calif.



26
Omar SERRANO
R-Jr. | 6-4 | 170 | R-R
RHP | Downey, Calif.



27
Joseph INGRASSIA
So. | 6-2 | 210 | L-L
LHP | San Diego, Calif.



28
TJ FONDTAIN
So. | 6-4 | 190 | L-L
IF/LHP | Clovis, Calif.



29
Robert BRODELL
Jr. | 6-0 | 195 | R-R
RHP | Brawley, Calif.



30
Hunter CRANTON
R-So. | 6-3 | 195 | R-R
RHP | San Juan Capistrano, Calif.



31
Blake BUTCHER
R-So. | 6-0 | 200 | L-R
IF | Newport Beach, Calif.



32
Ricky TIBBETT
So. | 6-2 | 175 | L-R
RHP | San Diego, Calif.



35
Julian JACKSON
So. | 6-8 | 225 | L-R
RHP | Powder Springs, Ga.



36
Jacob FLORES
Sr. | 6-4 | 215 | L-L
LHP | Oxnard, Calif.




38
Ryan FAULK
R-So. | 6-4 | 210 | R-R
RHP/IF | Rancho Santa Margarita, Calif.



39
Troy MELTON
Jr. | 6-4 | 190 | R-R
RHP | Anaheim, Calif.




40
Jadon BERCOVICH
R-Fr. | 6-2 | 210 | R-R
RHP | Reno, Nev.



41
Deron JOHNSON
Jr. | 6-0 | 195 | L-R
C | Poway, Calif.




42
Shaun MONTOYA
R-So. | 6-2 | 190 | L-R
OF | Rancho Cucamonga, Calif.



45
Evan SIPE
Fr. | 5-10 | 180 | R-R
C | San Marcos, Calif.



46
Trevor HAZELHURST
R-So. | 6-2 | 210 | L-L
OF | San Diego, Calif.



47
Eldridge ARMSTRONG III
Fr. | 6-2 | 205 | R-R
RHP | Simi Valley, Calif.



48
Johnny GIANNOLA
R-Fr. | 5-11 | 210 | R-R
UTL | Dana Point, Calif.



50
Kelena SAUER
So. | 6-3 | 205 | R-R
RHP | Mililani, Hawai'i



7
Mark MARTINEZ
Head Coach
8th Yr. | Mesa State '84



0
Shaun COLE
Pitching Coach
1st Yr. | William Penn '04



20
Sergio BROWN
Assistant Coach
1st Yr. | CSU Fullerton '95



33
Chris DOYLE
Volunteer Assistant Coach
1st Yr. | SDSU '17

2022 San Diego State Baseball
 Game Results for San Diego State (as of Apr 13, 2022)
 (All games)

Date	Opponent	Score	Inns	Overall	MW	Pitcher of record	Attend	Time
02-18-22	vs #17 TCU	L 3-5	9	0-1-0	0-0-0	BRODELL, R. (L 0-1)	0	3:42
02-19-22	vs Houston	w 4-3	9	1-1-0	0-0-0	SAUER (W 1-0)	0	3:13
02-20-22	vs California	L 3-6	9	1-2-0	0-0-0	FLORES, J. (L 0-1)	0	2:49
Feb 22, 2022	at UC Irvine	L 3-13	9	1-3-0	0-0-0	GUZMAN, J. (L 0-1)	581	3:27
02-25-22	HAWAI'I	w 7-1	9	2-3-0	0-0-0	FONDTAIN (W 1-0)	580	2:47
02-26-22	UTAH	L 0-4	9	2-4-0	0-0-0	SAUER (L 1-1)	694	2:26
02-27-22	UTAH	w 4-3	7	3-4-0	0-0-0	BERCOVICH (W 1-0)	1019	2:58
02-28-22	HAWAI'I	L 5-8	(15)	3-5-0	0-0-0	SERRANO, O. (L 0-2)	315	6:14
03-01-22	UC IRVINE	L 2-3	9	3-6-0	0-0-0	CRANTON, H. (L 0-1)	355	3:27
03-04-22	ARIZONA STATE	L 5-13	9	3-7-0	0-0-0	FONDTAIN (L 1-1)	232	3:10
03-05-22	ARIZONA STATE	L 4-6	9	3-8-0	0-0-0	SAUER (L 1-2)	556	2:49
03-06-22	ARIZONA STATE	w 4-3	9	4-8-0	0-0-0	FLORES, J. (W 1-1)	763	3:12
*03-11-22	UNLV	L 2-5	9	4-9-0	0-1-0	FONDTAIN (L 1-2)	411	2:49
*03-12-22	UNLV	L 3-4	9	4-10-0	0-2-0	BERCOVICH (L 1-1)	547	3:34
*03-13-22	UNLV	L 8-10	9	4-11-0	0-3-0	GUZMAN, J. (L 0-2)	656	3:26
03-15-22	IOWA	L 4-6	9	4-12-0	0-3-0	CARRIGG (L 0-1)	344	4:01
*03-18-22	at San Jose State	L 2-3	9	4-13-0	0-4-0	FLORES, J. (L 1-2)	418	2:42
*03-19-22	at San Jose State	L 7-8	9	4-14-0	0-5-0	SAUER (L 1-3)	349	3:47
*03-20-22	at San Jose State	L 8-9	9	4-15-0	0-6-0	BERCOVICH (L 1-2)	375	3:10
03-22-22	at UC San Diego	w 14-7	9	5-15-0	0-6-0	GUZMAN, J. (W 1-2)	385	4:18
*03-25-22	FRESNO STATE	L 1-3	9	5-16-0	0-7-0	MELTON (L 0-1)	671	3:01
*03-26-22	FRESNO STATE	L 2-8	9	5-17-0	0-8-0	SAUER (L 1-4)	548	2:46
*03-27-22	FRESNO STATE	L 0-4	9	5-18-0	0-9-0	FONDTAIN (L 1-3)	565	2:30
03-29-22	UC SAN DIEGO	L 0-4	9	5-19-0	0-9-0	LEONHARDT (L 0-1)	383	3:26
*04-01-22	at Nevada	w 13-1	9	6-19-0	1-9-0	MELTON (W 1-1)	716	2:55
*04-02-22	at Nevada	L 6-12	9	6-20-0	1-10-0	SAUER (L 1-5)	981	3:46
*04-03-22	at Nevada	L 6-8	9	6-21-0	1-11-0	FONDTAIN (L 1-4)	1350	2:49
04-05-22	LONG BEACH STATE	w 5-1	9	7-21-0	1-11-0	CANADA, C. (W 1-0)	337	2:50
*04-08-22	SAN JOSE STATE	L 0-4	9	7-22-0	1-12-0	MELTON (L 1-2)	487	3:09
*04-09-22	SAN JOSE STATE	L 8-11	(10)	7-23-0	1-13-0	SERRANO, O. (L 0-2)	828	4:53
*04-10-22	SAN JOSE STATE	L 3-7	9	7-24-0	1-14-0	FLORES, J. (L 1-3)	531	3:06
04-12-22	at San Diego	L 3-8	9	7-25-0	1-14-0	HARGETT, H. (L 0-1)	1192	3:35

() extra inning game

2022 San Diego State Baseball
 Games Summary for San Diego State (as of Apr 13, 2022)
 (All games)

Score by innings	1	2	3	4	5	6	7	8	9	EX	Total
San Diego State	9	10	19	16	19	22	13	18	13	0	139
Opponents	27	15	20	14	25	18	25	23	18	6	191

Record when ...											
Overall	7-25							After 6 leading	6-7		
Conference	1-14						 trailing	1-17		
Non-Conference	6-11						 tied	0-1		
Home games	4-16							After 7 leading	6-5		
Away games	2-7						 trailing	0-20		
Neutral site	1-2						 tied	0-0		
Day games	2-8							After 8 leading	6-2		
Night games	5-17						 trailing	0-21		
vs Left starter	1-7						 tied	0-2		
vs Right starter	6-18										
1-Run games	3-5							Hit 0 home runs	5-16		
2-Run games	0-6							... 1 home run	1-6		
5+Run games	3-5							... 2+ home runs	1-3		
Extra innings	0-2										
Shutouts	0-4							Opponent 0 home runs	4-8		
							 1 home run	3-10		
Scoring 0-2 runs	0-9						 2+ HRs	0-7		
..... 3-5 runs	4-10										
..... 6-9 runs	1-6							Made 0 errors	1-4		
..... 10+ runs	2-0						 1 error	5-12		
							 2+ errors	1-9		
Opponent 0-2 runs	3-0										
..... 3-5 runs	3-10							Opp. made 0 errors	4-11		
..... 6-9 runs	1-10						 1 error	0-8		
..... 10+ runs	0-5						 2+ errors	3-6		
Scored in 1st inning	1-5							Out-hit opponent	6-9		
Opp. scored in 1st	1-11							Out-hit by opponent	1-14		
Scores first	5-6							Hits are tied	0-2		
Opp. scores first	2-19										

Record when team scores:											
Runs	0	1	2	3	4	5	6	7	8	9	10+
W-L	0-4	0-1	0-4	0-6	3-2	1-2	0-2	1-1	0-3	0-0	2-0

Record when opponent scores:											
Runs	0	1	2	3	4	5	6	7	8	9	10+
W-L	0-0	3-0	0-0	3-3	0-5	0-2	0-3	1-1	0-5	0-1	0-5

Record when leading after:									
Inn.	1	2	3	4	5	6	7	8	
W-L	1-4	2-4	6-5	5-6	4-5	6-7	6-5	6-2	

Record when trailing after:									
Inn.	1	2	3	4	5	6	7	8	
W-L	0-11	0-14	0-16	1-17	2-17	1-17	0-20	0-21	

Record when tied after:									
Inn.	1	2	3	4	5	6	7	8	
W-L	6-10	5-7	1-4	1-2	1-3	0-1	0-0	0-2	

Current losing streak: 4
 Longest winning streak: 1
 Longest losing streak: 7

Home attendance : 10822 (20 dates avg = 541)
 Away attendance : 6347 (12 dates avg = 528)
 Total attendance: 17169 (32 dates avg = 536)

2022 San Diego State Baseball
 Team Game-by-Game for San Diego State (as of Apr 13, 2022)
 Batting (All games)

Date	Opponent	ab	r	h	rbi	2b	3b	hr	tb	bb	ibb	sb	cs	hbp	sac	sf	gdp	k	po	a	e	lob	avg
02-18-22	vs TCU	34	3	6	2	0	0	0	6	2	0	1	1	0	0	0	0	13	27	7	0	7	.176
02-19-22	vs Houston	27	4	6	4	1	0	0	7	4	0	0	2	2	0	1	0	6	27	7	1	6	.197
02-20-22	vs California	29	3	6	3	1	0	2	13	2	0	0	2	0	0	0	0	6	24	5	1	1	.200
Feb 22	at UC Irvine	34	3	10	3	1	0	0	11	4	0	0	0	1	1	0	1	6	24	5	1	10	.226
02-25-22	HAWAI'I	31	7	7	7	0	1	0	9	2	0	1	1	1	1	0	0	10	27	10	3	4	.226
02-26-22	UTAH	29	0	3	0	1	0	0	4	5	0	0	0	0	0	0	0	11	27	10	1	7	.207
02-27-22	UTAH	25	4	9	4	1	0	0	10	4	0	1	0	0	2	0	0	7	21	9	1	8	.225
02-28-22	HAWAI'I	52	5	10	5	1	0	0	11	7	2	1	0	6	2	0	0	15	45	17	1	17	.218
03-01-22	UC IRVINE	31	2	5	2	0	0	0	5	5	0	1	0	2	1	0	0	8	27	6	1	10	.212
03-04-22	ARIZONA STATE	35	5	9	4	0	0	0	9	2	0	0	0	1	0	1	0	10	27	14	2	7	.217
03-05-22	ARIZONA STATE	31	4	4	4	0	0	2	10	3	0	1	0	0	0	0	0	8	27	14	2	3	.209
03-06-22	ARIZONA STATE	31	4	8	3	3	0	0	11	7	0	2	1	2	1	0	0	7	27	6	1	13	.213
*03-11-22	UNLV	30	2	5	2	1	1	0	8	3	0	2	0	1	1	0	0	8	27	7	0	6	.210
*03-12-22	UNLV	34	3	9	2	2	0	0	11	3	0	3	1	0	0	0	0	6	27	3	2	7	.214
*03-13-22	UNLV	36	8	13	7	4	0	1	20	5	0	0	1	1	1	1	0	3	27	13	1	9	.225
03-15-22	IOWA	36	4	9	4	2	0	0	11	7	0	2	0	0	0	0	0	20	27	6	1	12	.227
*03-18-22	at San Jose State	33	2	5	2	1	1	0	8	4	0	0	0	2	0	0	0	9	24	12	1	10	.222
*03-19-22	at San Jose State	33	7	11	5	1	0	1	15	10	0	0	0	1	0	0	2	5	24	9	3	10	.228
*03-20-22	at San Jose State	36	8	9	6	0	0	3	18	5	0	4	0	0	1	0	1	4	25	5	0	7	.230
03-22-22	at UC San Diego	38	14	14	12	1	1	0	17	10	0	3	0	2	1	2	0	7	27	10	1	12	.238
*03-25-22	FRESNO STATE	28	1	4	0	0	0	0	4	5	2	2	0	1	2	0	0	13	27	7	3	8	.234
*03-26-22	FRESNO STATE	33	2	7	2	0	1	1	12	0	0	2	0	1	0	0	0	9	27	14	2	5	.233
*03-27-22	FRESNO STATE	30	0	5	0	0	0	0	5	1	0	0	2	2	0	0	0	6	27	12	1	6	.230
03-29-22	UC SAN DIEGO	30	0	4	0	0	0	0	4	2	0	3	0	2	0	0	0	7	27	10	1	7	.226
*04-01-22	at Nevada	43	13	18	12	5	0	2	29	2	0	1	0	0	0	1	1	4	27	13	1	6	.236
*04-02-22	at Nevada	39	6	13	5	2	0	1	18	5	0	2	0	4	0	0	0	9	24	6	4	15	.241
*04-03-22	at Nevada	36	6	10	5	3	0	1	16	5	0	0	1	0	0	0	0	4	24	6	4	8	.242
04-05-22	LONG BEACH STATE	28	5	6	5	1	1	1	12	5	0	1	1	0	0	1	0	6	27	8	0	5	.241
*04-08-22	SAN JOSE STATE	29	0	4	0	0	0	0	4	5	0	1	1	0	0	0	0	7	27	9	1	7	.238
*04-09-22	SAN JOSE STATE	35	8	7	7	0	1	1	12	12	0	9	2	3	0	0	0	7	30	7	3	12	.237
*04-10-22	SAN JOSE STATE	34	3	9	3	0	1	0	11	1	0	4	1	0	0	1	0	3	27	9	0	6	.238
04-12-22	at San Diego	34	3	7	3	2	0	0	9	6	0	0	0	0	1	0	0	7	24	9	1	11	.237
Totals		1064	139	252	123	34	8	16	350	143	4	47	17	35	15	8	5	251	856	285	45	262	.237

2022 San Diego State Baseball
 Team Game-by-Game for San Diego State (as of Apr 13, 2022)
 Pitching (All games)

Date	Opponent	ip	h	r	er	bb	so	2b	3b	hr	wp	bk	hbp	dp	ibb	score	w-l	sv	era
02-18-22	vs TCU	9.0	8	5	5	9	11	3	0	0	5	0	2	1	3	3-5	0-1	0	5.00
02-19-22	vs Houston	9.0	7	3	3	4	12	1	1	0	3	1	1	0	0	4-3	1-1	1	4.00
02-20-22	vs California	8.0	10	6	5	5	10	2	0	1	1	0	1	1	0	3-6	1-2	1	4.50
Feb 22	at UC Irvine	8.0	11	13	12	5	13	1	2	1	4	0	2	0	0	3-13	1-3	1	6.62
02-25-22	HAWAII	9.0	6	1	0	1	9	1	0	0	0	0	0	1	0	7-1	2-3	2	5.23
02-26-22	UTAH	9.0	8	4	3	1	11	1	0	1	2	0	0	0	0	0-4	2-4	2	4.85
02-27-22	UTAH	7.0	5	3	3	2	8	1	0	1	0	0	3	1	0	4-3	3-4	2	4.73
02-28-22	HAWAII	15.0	11	8	8	6	21	3	0	0	2	0	8	2	0	5-8	3-5	2	4.74
03-01-22	UC IRVINE	9.0	4	3	3	8	7	2	0	1	0	0	2	1	3	2-3	3-6	2	4.55
03-04-22	ARIZONA STATE	9.0	19	13	5	5	3	4	0	4	0	0	1	0	1	5-13	3-7	2	4.60
03-05-22	ARIZONA STATE	9.0	13	6	5	2	7	3	1	2	0	0	1	2	0	4-6	3-8	2	4.63
03-06-22	ARIZONA STATE	9.0	7	3	3	4	11	1	1	1	1	0	1	1	0	4-3	4-8	3	4.50
*03-11-22	UNLV	9.0	7	5	5	3	11	1	0	2	0	1	1	0	0	2-5	4-9	3	4.54
*03-12-22	UNLV	9.0	5	4	3	7	18	2	0	0	8	0	4	1	1	3-4	4-10	3	4.43
*03-13-22	UNLV	9.0	11	10	7	7	7	2	1	1	1	0	1	1	1	8-10	4-11	3	4.60
03-15-22	IOWA	9.0	9	6	6	6	13	2	0	1	4	0	3	0	0	4-6	4-12	3	4.68
*03-18-22	at San Jose State	8.0	4	3	1	1	7	3	0	1	0	0	0	0	0	2-3	4-13	3	4.50
*03-19-22	at San Jose State	8.0	10	8	4	6	2	0	2	1	2	0	2	1	1	7-8	4-14	3	4.50
*03-20-22	at San Jose State	8.1	10	9	8	4	6	1	1	2	2	0	2	0	1	8-9	4-15	3	4.70
03-22-22	at UC San Diego	9.0	9	7	6	7	12	2	2	1	4	0	2	1	0	14-7	5-15	3	4.77
*03-25-22	FRESNO STATE	9.0	6	3	3	6	14	1	0	1	0	0	1	0	1	1-3	5-16	3	4.68
*03-26-22	FRESNO STATE	9.0	9	8	7	6	8	4	0	0	1	0	2	0	0	2-8	5-17	3	4.79
*03-27-22	FRESNO STATE	9.0	3	4	3	8	9	1	0	0	0	0	0	0	1	0-4	5-18	3	4.71
03-29-22	UC SAN DIEGO	9.0	7	4	3	8	8	1	0	0	1	0	1	2	0	0-4	5-19	3	4.64
*04-01-22	at Nevada	9.0	5	1	0	1	7	0	0	0	1	0	0	1	0	13-1	6-19	3	4.45
*04-02-22	at Nevada	8.0	8	12	8	5	11	4	1	0	3	0	4	0	1	6-12	6-20	3	4.61
*04-03-22	at Nevada	8.0	6	8	3	6	6	1	0	1	0	0	0	0	1	6-8	6-21	3	4.57
04-05-22	LONG BEACH STATE	9.0	5	1	1	5	12	2	0	0	2	0	0	0	0	5-1	7-21	3	4.44
*04-08-22	SAN JOSE STATE	9.0	7	4	4	5	12	1	0	2	1	0	1	3	0	0-4	7-22	3	4.42
*04-09-22	SAN JOSE STATE	10.0	15	11	7	10	14	2	0	2	1	0	0	0	1	8-11	7-23	3	4.49
*04-10-22	SAN JOSE STATE	9.0	9	7	7	3	6	2	0	3	1	0	0	1	0	3-7	7-24	3	4.58
04-12-22	at San Diego	8.0	5	8	4	10	8	2	0	0	3	0	0	0	0	3-8	7-25	3	4.57
Totals		285.1	259	191	145	166	314	57	12	30	53	2	46	21	16	139-191	7-25	3	4.57

2022 San Diego State Baseball
Overall Statistics for San Diego State (as of Apr 13, 2022)
(All games Sorted by Batting avg)

Record: 7-25 Home: 4-16 Away: 2-7 Neutral: 1-2 MW: 1-14

Player	avg	gp-gs	ab	r	h	2b	3b	hr	rbi	tb	slg%	bb	hp	so	gdp	ob%	sf	sh	sb-att	po	a	e	fld%
8 CARRIGG, Cole	.325	31-30	120	15	39	5	1	2	17	52	.433	6	2	20	2	.367	0	4	10-15	88	42	3	.977
1 MILLER, Caden	.289	32-32	121	15	35	0	2	2	16	45	.372	18	9	24	0	.416	1	1	12-14	33	76	9	.924
24 RUIZ, Poncho	.270	32-32	122	19	33	6	1	3	16	50	.410	20	2	27	0	.377	2	0	1-1	243	28	6	.978
18 GLOWACKI, Tyler	.264	26-25	87	9	23	5	0	0	9	28	.322	14	2	11	1	.371	2	2	1-2	44	1	2	.957
21 LEONHARDT, Brian	.222	30-27	99	14	22	3	0	3	17	34	.343	7	2	22	0	.284	1	0	1-2	106	10	2	.983

14 WEEMS, Irvin	.293	22-16	58	9	17	1	1	1	7	23	.397	7	3	13	0	.397	0	3	7-8	41	0	0	1.000
42 MONTOYA, Shaun	.264	19-16	53	4	14	1	0	0	2	15	.283	8	0	15	0	.361	0	0	4-6	27	2	1	.967
10 BETHANCOURT, Tino	.225	25-24	71	13	16	3	1	1	8	24	.338	18	3	17	0	.394	2	0	4-5	99	17	2	.983
48 GIANNOLA, Johnny	.194	26-18	72	10	14	3	2	1	8	24	.333	9	3	19	0	.310	0	1	4-6	20	0	1	.952
41 JOHNSON, Deron	.180	21-10	50	4	9	3	0	1	4	15	.300	9	0	9	1	.305	0	0	1-1	21	4	0	1.000
9 RHEE, Charlie	.167	13-5	18	1	3	0	0	0	3	3	.167	5	0	5	0	.348	0	1	1-1	9	5	0	1.000
12 FOXCROFT, Max	.167	9-5	18	2	3	1	0	0	5	4	.222	0	2	5	0	.250	0	0	0-0	2	8	3	.769
15 CARTER, Xavier	.162	15-11	37	6	6	1	0	0	2	7	.189	4	1	7	0	.262	0	0	0-0	20	0	0	1.000
46 HAZELHURST, Trevor	.159	19-8	44	8	7	0	0	2	4	13	.295	6	0	17	1	.260	0	0	0-0	53	1	1	.982
13 RODRIGUEZ, Alex	.150	19-15	40	3	6	0	0	0	2	6	.150	3	3	19	0	.261	0	2	1-2	26	27	1	.981
3 LEBEAU, Kenny	.139	15-10	36	7	5	2	0	0	3	7	.194	6	2	9	0	.295	0	1	0-0	10	21	2	.939
28 FONDTAIN, TJ	.000	11-9	7	0	0	0	0	0	0	0	.000	2	0	3	0	.222	0	0	0-1	1	5	1	.857
31 BUTCHER, Blake	.000	4-3	6	0	0	0	0	0	0	0	.000	0	0	4	0	.000	0	0	0-0	1	4	1	.833
2 ZAVOREK, Brady	.000	2-1	3	0	0	0	0	0	0	0	.000	0	0	3	0	.000	0	0	0-0	0	0	0	.000
5 PYATT, Fisher	.000	2-0	2	0	0	0	0	0	0	0	.000	0	0	2	0	.000	0	0	0-0	0	1	0	1.000
35 JACKSON, Julian	.000	1-0	0	0	0	0	0	0	0	0	.000	0	0	0	0	.000	0	0	0-0	0	0	0	.000
39 MELTON, Troy	.000	6-5	0	0	0	0	0	0	0	0	.000	0	0	0	0	.000	0	0	0-0	2	4	0	1.000
26 SERRANO, Omar	.000	6-1	0	0	0	0	0	0	0	0	.000	0	0	0	0	.000	0	0	0-0	0	0	0	.000
47 ARMSTRONG, Eldridge	.000	9-0	0	0	0	0	0	0	0	0	.000	0	0	0	0	.000	0	0	0-0	1	1	0	1.000
38 FAULKS, Ryan	.000	3-0	0	0	0	0	0	0	0	0	.000	0	0	0	0	.000	0	0	0-0	0	1	0	1.000
11 JONES, Avery	.000	9-0	0	0	0	0	0	0	0	0	.000	0	0	0	0	.000	0	0	0-0	1	3	0	1.000
23 GUZMAN, Jonny	.000	13-1	0	0	0	0	0	0	0	0	.000	0	0	0	0	.000	0	0	0-0	0	3	1	.750
45 SIPE, Evan	.000	3-0	0	0	0	0	0	0	0	0	.000	1	1	0	0	1.000	0	0	0-0	1	0	0	1.000
36 FLORES, Jacob	.000	11-5	0	0	0	0	0	0	0	0	.000	0	0	0	0	.000	0	0	0-0	1	4	1	.833
25 HARGETT, Hunter	.000	6-0	0	0	0	0	0	0	0	0	.000	0	0	0	0	.000	0	0	0-0	0	0	0	.000
30 CRANTON, Hunter	.000	6-1	0	0	0	0	0	0	0	0	.000	0	0	0	0	.000	0	0	0-0	1	0	0	1.000
50 SAUER, Kelena	.000	7-7	0	0	0	0	0	0	0	0	.000	0	0	0	0	.000	0	0	0-0	1	5	5	.545
29 BRODELL, Robert	.000	7-0	0	0	0	0	0	0	0	0	.000	0	0	0	0	.000	0	0	0-0	1	2	2	.600
40 BERCOVICH, Jadon	.000	14-0	0	0	0	0	0	0	0	0	.000	0	0	0	0	.000	0	0	0-0	2	5	0	1.000
27 INGRASSIA, Joseph	.000	5-0	0	0	0	0	0	0	0	0	.000	0	0	0	0	.000	0	0	0-0	0	1	0	1.000
32 TIBBETT, Ricky	.000	13-0	0	0	0	0	0	0	0	0	.000	0	0	0	0	.000	0	0	0-0	0	1	1	.500
22 CANADA, Chris	.000	9-2	0	0	0	0	0	0	0	0	.000	0	0	0	0	.000	0	0	0-0	1	3	0	1.000
Totals	.237	32	1064	139	252	34	8	16	123	350	.329	143	35	251	5	.344	8	15	47-64	856	285	45	.962
Opponents	.239	32	1082	191	259	57	12	30	171	430	.397	166	46	314	1	.363	5	17	21-31	865	334	31	.975

LOB - Team (262), Opp (269). DPs turned - Team (21), Opp (22). CI - Team (0), Opp (1). IBB - Team (4), RUIZ, P. 3, GIANNOLA 1, Opp (16). Picked off - CARRIGG 2, BETHANCOURT 1, RUIZ, P. 1, MONTOYA, S. 1.

2022 San Diego State Baseball
Overall Statistics for San Diego State (as of Apr 13, 2022)
(All games Sorted by Earned run avg)

Player	era	w-l	app	gs	cg	sho	sv	ip	h	r	er	bb	so	2b	3b	hr	b/avg	wp	hp	bk	sfa	sha
28 FONDTAIN, TJ	3.89	1-4	8	7	0	0/0	0	37.0	31	23	16	20	33	4	0	6	.223	1	4	1	0	1

35 JACKSON, Julian	0.00	0-0	1	0	0	0/0	0	1.0	0	0	0	1	1	0	0	0	.000	0	0	0	0	0
39 MELTON, Troy	1.57	1-2	5	5	0	0/0	0	23.0	15	7	4	8	30	5	0	1	.176	1	1	0	0	2
40 BERCOVICH, Jadon	2.35	1-2	14	0	0	0/0	1	23.0	16	9	6	6	31	4	1	0	.195	2	5	1	0	2
22 CANADA, Chris	2.75	1-0	9	2	0	0/0	0	19.2	15	6	6	13	20	3	0	1	.208	3	1	0	0	0
47 ARMSTRONG, Eldridge	3.18	0-0	9	0	0	0/0	0	11.1	13	4	4	5	8	2	0	2	.317	5	1	0	1	2
23 GUZMAN, Jonny	3.47	1-2	13	1	0	0/0	1	23.1	14	14	9	13	34	4	0	3	.175	6	6	0	1	3
29 BRODELL, Robert	3.55	0-1	7	0	0	0/0	0	12.2	15	12	5	11	9	3	0	1	.294	4	2	0	0	2
30 CRANTON, Hunter	3.86	0-1	6	1	0	0/0	0	9.1	8	5	4	3	13	4	1	1	.216	3	0	0	0	0
26 SERRANO, Omar	4.50	0-2	6	1	0	0/0	0	8.0	5	7	4	10	12	2	0	0	.179	1	3	0	0	0
32 TIBBETT, Ricky	4.56	0-0	13	0	0	0/0	1	23.2	26	13	12	11	21	5	1	5	.271	1	1	0	0	1
50 SAUER, Kelena	5.34	1-5	7	7	0	0/0	0	28.2	31	26	17	17	29	6	3	3	.270	12	9	0	1	2
36 FLORES, Jacob	5.46	1-3	11	5	0	0/0	0	31.1	30	21	19	20	32	6	3	4	.252	3	2	0	1	1
11 JONES, Avery	7.90	0-0	9	0	0	0/0	0	13.2	11	12	12	9	10	2	1	0	.244	1	2	0	1	1
27 INGRASSIA, Joseph	8.53	0-0	5	0	0	0/0	0	6.1	8	6	6	5	8	3	1	0	.308	3	1	0	0	0
21 LEONHARDT, Brian	9.00	0-1	3	2	0	0/0	0	6.0	9	7	6	3	9	2	0	0	.321	2	2	0	0	0
25 HARGETT, Hunter	11.25	0-1	6	0	0	0/0	0	4.0	4	8	5	5	9	0	0	2	.250	3	5	0	0	0
38 FAULKS, Ryan	15.43	0-0	3	0	0	0/0	0	2.1	4	5	4	3	3	0	1	0	.333	2	1	0	0	0
8 CARRIGG, Cole	54.00	0-1	1	1	0	0/0	0	1.0	4	6	6	3	2	2	0	1	.571	0	0	0	0	0
Totals	4.57	7-25	32	32	0	0/0	3	285.1	259	191	145	166	314	57	12	30	.239	53	46	2	5	17
Opponents	3.71	25-7	32	32	0	4/4	13	288.1	252	139	119	143	251	34	8	16	.237	30	35	2	8	15

PB - Team (14), RUIZ, P. 8, CARRIGG 3, JOHNSON, D. 3, Opp (3). Pickoffs - Team (4), RUIZ, P. 3, FONDTAIN 1, Opp (5). SBA/ATT - RUIZ, P. (19-26), GUZMAN, J. (4-4), FONDTAIN (3-4), SAUER (2-4), TIBBETT (3-3), MELTON (3-3), SERRANO, O. (1-2), CRANTON, H. (2-2), CARRIGG (2-2), JOHNSON, D. (1-2), ARMSTRONG, E. (0-2), JONES, Av. (0-2), CANADA, C. (0-1), BERCOVICH (1-1), LEONHARDT (1-1), FLORES, J. (0-1).

2022 San Diego State Baseball
Overall Statistics for San Diego State (as of Apr 13, 2022)
(All games Sorted by Fielding pct)

Player	c	po	a	e	fld%	dp	sba	csb	sba%	pb	ci
14 WEEMS, Irvin	41	41	0	0	1.000	0	0	0	---	0	0
41 JOHNSON, Deron	25	21	4	0	1.000	1	1	1	.500	3	0
15 CARTER, Xavier	20	20	0	0	1.000	0	0	0	---	0	0
9 RHEE, Charlie	14	9	5	0	1.000	1	0	0	---	0	0
40 BERCOVICH, Jadon	7	2	5	0	1.000	0	1	0	1.000	0	0
39 MELTON, Troy	6	2	4	0	1.000	1	3	0	1.000	0	0
22 CANADA, Chris	4	1	3	0	1.000	0	0	1	.000	0	0
11 JONES, Avery	4	1	3	0	1.000	1	0	2	.000	0	0
47 ARMSTRONG, Eldridge	2	1	1	0	1.000	0	0	2	.000	0	0
30 CRANTON, Hunter	1	1	0	0	1.000	0	2	0	1.000	0	0
38 FAULKES, Ryan	1	0	1	0	1.000	0	0	0	---	0	0
45 SIPE, Evan	1	1	0	0	1.000	0	0	0	---	0	0
27 INGRASSIA, Joseph	1	0	1	0	1.000	0	0	0	---	0	0
5 PYATT, Fisher	1	0	1	0	1.000	0	0	0	---	0	0
21 LEONHARDT, Brian	118	106	10	2	.983	8	1	0	1.000	0	0
10 BETHANCOURT, Tino	118	99	17	2	.983	8	0	0	---	0	0
46 HAZELHURST, Trevor	55	53	1	1	.982	2	0	0	---	0	0
13 RODRIGUEZ, Alex	54	26	27	1	.981	5	0	0	---	0	0
24 RUIZ, Poncho	277	243	28	6	.978	2	19	7	.731	8	0
8 CARRIGG, Cole	133	88	42	3	.977	8	2	0	1.000	3	0
42 MONTOYA, Shaun	30	27	2	1	.967	0	0	0	---	0	0
18 GLOWACKI, Tyler	47	44	1	2	.957	1	0	0	---	0	0
48 GIANNOLA, Johnny	21	20	0	1	.952	0	0	0	---	0	0
3 LEBEAU, Kenny	33	10	21	2	.939	3	0	0	---	0	0
1 MILLER, Caden	118	33	76	9	.924	10	0	0	---	0	0
28 FONDTAIN, TJ	7	1	5	1	.857	0	3	1	.750	0	0
31 BUTCHER, Blake	6	1	4	1	.833	0	0	0	---	0	0
36 FLORES, Jacob	6	1	4	1	.833	0	0	1	.000	0	0
12 FOXCROFT, Max	13	2	8	3	.769	0	0	0	---	0	0
23 GUZMAN, Jonny	4	0	3	1	.750	0	4	0	1.000	0	0
29 BRODELL, Robert	5	1	2	2	.600	1	0	0	---	0	0
50 SAUER, Kelena	11	1	5	5	.545	0	2	2	.500	0	0
32 TIBBETT, Ricky	2	0	1	1	.500	0	3	0	1.000	0	0
2 ZAVOREK, Brady	0	0	0	0	.000	0	0	0	---	0	0
25 HARGETT, Hunter	0	0	0	0	.000	0	0	0	---	0	0
26 SERRANO, Omar	0	0	0	0	.000	0	1	1	.500	0	0
35 JACKSON, Julian	0	0	0	0	.000	0	0	0	---	0	0
Totals	1186	856	285	45	.962	21	21	10	.677	14	0
Opponents	1230	865	334	31	.975	22	47	17	.734	3	1

Hitting minimums - 1 Games 2.5 AB/Game

Pitching minimums - 1 Games 1.0 IP/Game

2022 San Diego State Baseball
Conference statistics for San Diego State (as of Apr 12, 2022)
(MW games only Sorted by Batting avg)

Record: 1-14 Home: 0-9 Away: 1-5 MW: 1-14

Player	avg	gp-gs	ab	r	h	2b	3b	hr	rbi	tb	slg%	bb	hp	so	gdp	ob%	sf	sh	sb-att	po	a	e	fld%
8 CARRIGG, Cole	.354	15-15	65	10	23	4	1	1	9	32	.492	2	2	9	1	.391	0	0	8-13	35	32	2	.971
24 RUIZ, Poncho	.298	15-15	57	10	17	3	1	2	8	28	.491	11	1	12	0	.414	1	0	1-1	120	13	4	.971
21 LEONHARDT, Brian	.222	14-12	45	7	10	2	0	2	10	18	.400	4	2	8	0	.308	1	0	0-0	53	6	1	.983
1 MILLER, Caden	.213	15-15	61	6	13	0	0	1	2	16	.262	6	4	10	0	.324	0	1	4-5	15	39	7	.885

14 WEEMS, Irvin	.375	12-8	32	6	12	1	1	1	7	18	.563	4	3	5	0	.487	0	1	7-8	22	0	0	1.000
42 MONTOYA, Shaun	.344	9-9	32	2	11	0	0	0	1	11	.344	4	0	7	0	.417	0	0	4-5	19	1	1	.952
10 BETHANCOURT, Tino	.333	10-9	27	4	9	1	1	1	4	15	.556	8	0	5	0	.486	0	0	3-3	30	8	1	.974
12 FOXCROFT, Max	.333	4-2	9	1	3	1	0	0	4	4	.444	0	1	1	0	.400	0	0	0-0	0	2	1	.667
18 GLOWACKI, Tyler	.257	11-11	35	5	9	1	0	0	2	10	.286	7	1	2	1	.386	1	2	1-2	19	1	1	.952
9 RHEE, Charlie	.222	5-3	9	1	2	0	0	0	1	2	.222	5	0	3	0	.500	0	0	1-1	4	3	0	1.000
48 GIANNOLA, Johnny	.188	12-8	32	3	6	2	1	1	5	13	.406	3	0	10	0	.257	0	0	1-1	7	0	0	1.000
46 HAZELHURST, Trevor	.174	10-5	23	6	4	0	0	1	2	7	.304	4	0	8	1	.296	0	0	0-0	47	1	1	.980
15 CARTER, Xavier	.167	8-7	24	4	4	1	0	0	1	5	.208	2	1	3	0	.259	0	0	0-0	8	0	0	1.000
41 JOHNSON, Deron	.147	12-7	34	2	5	2	0	1	2	10	.294	3	0	6	1	.216	0	0	0-0	2	0	0	1.000
3 LEBEAU, Kenny	.067	7-5	15	2	1	1	0	0	0	2	.133	2	0	4	0	.176	0	1	0-0	2	5	1	.875
13 RODRIGUEZ, Alex	.000	6-4	9	0	0	0	0	0	0	0	.000	1	1	4	0	.182	0	0	0-0	6	6	1	.923
26 SERRANO, Omar	.000	1-0	0	0	0	0	0	0	0	0	.000	0	0	0	0	.000	0	0	0-0	0	0	0	.000
22 CANADA, Chris	.000	2-1	0	0	0	0	0	0	0	0	.000	0	0	0	0	.000	0	0	0-0	0	2	0	1.000
27 INGRASSIA, Joseph	.000	1-0	0	0	0	0	0	0	0	0	.000	0	0	0	0	.000	0	0	0-0	0	0	0	.000
29 BRODELL, Robert	.000	1-0	0	0	0	0	0	0	0	0	.000	0	0	0	0	.000	0	0	0-0	0	0	0	.000
45 SIPE, Evan	.000	1-0	0	0	0	0	0	0	0	0	.000	0	0	0	0	.000	0	0	0-0	0	0	0	.000
11 JONES, Avery	.000	5-0	0	0	0	0	0	0	0	0	.000	0	0	0	0	.000	0	0	0-0	1	1	0	1.000
36 FLORES, Jacob	.000	7-1	0	0	0	0	0	0	0	0	.000	0	0	0	0	.000	0	0	0-0	1	1	0	1.000
40 BERCOVICH, Jadon	.000	6-0	0	0	0	0	0	0	0	0	.000	0	0	0	0	.000	0	0	0-0	0	2	0	1.000
30 CRANTON, Hunter	.000	2-0	0	0	0	0	0	0	0	0	.000	0	0	0	0	.000	0	0	0-0	0	0	0	.000
23 GUZMAN, Jonny	.000	8-0	0	0	0	0	0	0	0	0	.000	0	0	0	0	.000	0	0	0-0	0	2	1	.667
50 SAUER, Kelena	.000	4-4	0	0	0	0	0	0	0	0	.000	0	0	0	0	.000	0	0	0-0	0	1	3	.250
47 ARMSTRONG, Eldridge	.000	3-0	0	0	0	0	0	0	0	0	.000	0	0	0	0	.000	0	0	0-0	0	0	0	.000
28 FONDTAIN, TJ	.000	5-4	0	0	0	0	0	0	0	0	.000	0	0	0	0	.000	0	0	0-0	1	1	0	1.000
39 MELTON, Troy	.000	6-5	0	0	0	0	0	0	0	0	.000	0	0	0	0	.000	0	0	0-0	2	4	0	1.000
32 TIBBETT, Ricky	.000	7-0	0	0	0	0	0	0	0	0	.000	0	0	0	0	.000	0	0	0-0	0	1	1	.500
Totals	.253	15	509	69	129	19	5	11	58	191	.375	66	16	97	4	.355	3	5	30-39	394	132	26	.953
Opponents	.229	15	503	97	115	25	5	16	86	198	.394	78	18	138	1	.352	1	8	10-13	408	150	14	.976

LOB - Team (122), Opp (117). DPs turned - Team (8), Opp (10). IBB - Team (2), RUIZ, P. 2, Opp (9). Picked off - MONTOYA, S. 1, CARRIGG 1, BETHANCOURT 1.

(MW games only Sorted by Earned run avg)

Player	era	w-l	app	gs	cg	sho	sv	ip	h	r	er	bb	so	2b	3b	hr	b/avg	wp	hp	bk	sfa	sha	
39 MELTON, Troy	1.57	1-2	5	5	0	0/0	0	23.0	15	7	4	8	30	5	0	1	.176	1	1	0	0	2	
28 FONDTAIN, TJ	5.16	0-3	5	4	0	0/0	0	22.2	20	19	13	14	20	3	0	4	.227	1	2	1	0	1	

29 BRODELL, Robert	0.00	0-0	1	0	0	0/0	0	0.2	1	0	0	0	0	0	0	0	.333	0	0	0	0	0	
21 LEONHARDT, Brian	0.00	0-0	1	0	0	0/0	0	0.0	1	0	0	0	0	0	0	0	1.000	1	0	0	0	0	
30 CRANTON, Hunter	3.00	0-0	2	0	0	0/0	0	3.0	3	2	1	1	6	2	1	0	.231	2	0	0	0	0	
23 GUZMAN, Jonny	3.86	0-1	8	0	0	0/0	0	11.2	8	9	5	8	16	3	0	2	.190	2	2	0	0	2	
22 CANADA, Chris	3.86	0-0	2	1	0	0/0	0	9.1	5	4	4	5	7	1	0	1	.161	1	1	0	0	0	
40 BERCOVICH, Jadon	3.86	0-2	6	0	0	0/0	0	9.1	11	7	4	5	13	2	1	0	.282	2	2	0	0	1	
32 TIBBETT, Ricky	4.72	0-0	7	0	0	0/0	0	13.1	13	8	7	6	11	0	1	4	.245	0	0	0	0	1	
50 SAUER, Kelena	6.57	0-3	4	4	0	0/0	0	12.1	12	16	9	13	12	3	1	0	.245	9	9	0	1	1	
11 JONES, Avery	6.75	0-0	5	0	0	0/0	0	9.1	6	7	7	5	9	2	0	0	.194	0	1	0	0	0	
36 FLORES, Jacob	7.43	0-2	7	1	0	0/0	0	13.1	13	11	11	9	10	4	1	2	.255	2	0	0	0	0	
47 ARMSTRONG, Eldridge	7.71	0-0	3	0	0	0/0	0	2.1	4	2	2	0	3	0	0	2	.364	0	0	0	0	0	
27 INGRASSIA, Joseph	27.00	0-0	1	0	0	0/0	0	0.2	1	2	2	1	1	0	0	0	.333	0	0	0	0	0	
26 SERRANO, Omar	27.00	0-1	1	0	0	0/0	0	0.1	2	3	1	3	0	0	0	0	.667	0	0	0	0	0	
Totals	4.80	1-14	15	15	0	0/0	0	131.1	115	97	70	78	138	25	5	16	.229	21	18	1	1	8	
Opponents	3.97	14-1	15	15	0	2/2	8	136.0	129	69	60	66	97	19	5	11	.253	18	16	2	3	5	

PB - Team (4), RUIZ, P. 4, Opp (2). Pickoffs - Team (1), RUIZ, P. 1, Opp (3). SBA/ATT - RUIZ, P. (10-12), GUZMAN, J. (3-3), MELTON (3-3), JONES, Av. (0-2), FONDTAIN (2-2), CANADA, C. (0-1), CRANTON, H. (1-1), TIBBETT (1-1).

2022 San Diego State Baseball
 Conference statistics for San Diego State (as of Apr 12, 2022)
 (MW games only Sorted by Fielding pct)

Player	c	po	a	e	fld%	dp	sba	csb	sba%	pb	ci
14 WEEMS, Irvin	22	22	0	0	1.000	0	0	0	---	0	0
15 CARTER, Xavier	8	8	0	0	1.000	0	0	0	---	0	0
48 GIANNOLA, Johnny	7	7	0	0	1.000	0	0	0	---	0	0
9 RHEE, Charlie	7	4	3	0	1.000	1	0	0	---	0	0
39 MELTON, Troy	6	2	4	0	1.000	1	3	0	1.000	0	0
36 FLORES, Jacob	2	1	1	0	1.000	0	0	0	---	0	0
22 CANADA, Chris	2	0	2	0	1.000	0	0	1	.000	0	0
28 FONDTAIN, TJ	2	1	1	0	1.000	0	2	0	1.000	0	0
11 JONES, Avery	2	1	1	0	1.000	0	0	2	.000	0	0
40 BERCOVICH, Jadon	2	0	2	0	1.000	0	0	0	---	0	0
41 JOHNSON, Deron	2	2	0	0	1.000	0	0	0	---	0	0
21 LEONHARDT, Brian	60	53	6	1	.983	5	0	0	---	0	0
46 HAZELHURST, Trevor	49	47	1	1	.980	1	0	0	---	0	0
10 BETHANCOURT, Tino	39	30	8	1	.974	2	0	0	---	0	0
8 CARRIGG, Cole	69	35	32	2	.971	4	0	0	---	0	0
24 RUIZ, Poncho	137	120	13	4	.971	1	10	2	.833	4	0
18 GLOWACKI, Tyler	21	19	1	1	.952	1	0	0	---	0	0
42 MONTOYA, Shaun	21	19	1	1	.952	0	0	0	---	0	0
13 RODRIGUEZ, Alex	13	6	6	1	.923	1	0	0	---	0	0
1 MILLER, Caden	61	15	39	7	.885	5	0	0	---	0	0
3 LEBEAU, Kenny	8	2	5	1	.875	0	0	0	---	0	0
12 FOXCROFT, Max	3	0	2	1	.667	0	0	0	---	0	0
23 GUZMAN, Jonny	3	0	2	1	.667	0	3	0	1.000	0	0
32 TIBBETT, Ricky	2	0	1	1	.500	0	1	0	1.000	0	0
50 SAUER, Kelena	4	0	1	3	.250	0	0	0	---	0	0
29 BRODELL, Robert	0	0	0	0	.000	0	0	0	---	0	0
47 ARMSTRONG, Eldridge	0	0	0	0	.000	0	0	0	---	0	0
26 SERRANO, Omar	0	0	0	0	.000	0	0	0	---	0	0
30 CRANTON, Hunter	0	0	0	0	.000	0	1	0	1.000	0	0
27 INGRASSIA, Joseph	0	0	0	0	.000	0	0	0	---	0	0
45 SIPE, Evan	0	0	0	0	.000	0	0	0	---	0	0
Totals	552	394	132	26	.953	8	10	3	.769	4	0
Opponents	572	408	150	14	.976	10	30	9	.769	2	0

Hitting minimums - 1 Games 2.5 AB/Game
 Pitching minimums - 1 Games 1.0 IP/Game

2022 San Diego State Baseball
Miscellaneous Stats for San Diego State (as of Apr 13, 2022)
(All games)

Multiple Hit Games	2	3	4	5+	Total
8 CARRIGG, Cole	8	4	-	-	12
1 MILLER, Caden	10	1	-	-	11
21 LEONHARDT, Brian	8	-	-	-	8
24 RUIZ, Poncho	4	1	1	-	6
42 MONTOYA, Shaun	5	-	-	-	5
18 GLOWACKI, Tyler	2	3	-	-	5
14 WEEMS, Irvin	3	2	-	-	5
48 GIANNOLA, Johnny	4	-	-	-	4
41 JOHNSON, Deron	2	-	-	-	2
10 BETHANCOURT, Tin	1	-	-	-	1
13 RODRIGUEZ, Alex	-	1	-	-	1
46 HAZELHURST, Trev	-	1	-	-	1
15 CARTER, Xavier	1	-	-	-	1
TEAM	48	13	1	0	62

Multiple RBI Games	2	3	4	5+	Total
8 CARRIGG, Cole	6	-	-	-	6
21 LEONHARDT, Brian	4	-	-	1	5
1 MILLER, Caden	2	1	1	-	4
24 RUIZ, Poncho	3	-	-	-	3
41 JOHNSON, Deron	2	-	-	-	2
12 FOXCROFT, Max	2	-	-	-	2
48 GIANNOLA, Johnny	2	-	-	-	2
14 WEEMS, Irvin	1	1	-	-	2
9 RHEE, Charlie	1	-	-	-	1
18 GLOWACKI, Tyler	-	1	-	-	1
3 LEBEAU, Kenny	1	-	-	-	1
10 BETHANCOURT, Tin	1	-	-	-	1
TEAM	25	3	1	1	30

Hitting Streaks	Longest	Current
24 RUIZ, Poncho	9	3
1 MILLER, Caden	8	-
8 CARRIGG, Cole	8	-
10 BETHANCOURT, Tin	7	3
21 LEONHARDT, Brian	4	1
14 WEEMS, Irvin	4	3
18 GLOWACKI, Tyler	4	-
41 JOHNSON, Deron	3	-
42 MONTOYA, Shaun	3	2
12 FOXCROFT, Max	3	3
15 CARTER, Xavier	2	-
46 HAZELHURST, Trev	2	1
48 GIANNOLA, Johnny	2	-
3 LEBEAU, Kenny	2	-
9 RHEE, Charlie	1	-
13 RODRIGUEZ, Alex	1	-

Reached Base Streaks	Longest	Current
24 RUIZ, Poncho	15	3
10 BETHANCOURT, Tin	14	14
1 MILLER, Caden	13	-
18 GLOWACKI, Tyler	10	-
8 CARRIGG, Cole	10	8
14 WEEMS, Irvin	7	4
41 JOHNSON, Deron	6	1
3 LEBEAU, Kenny	6	-
42 MONTOYA, Shaun	5	4
13 RODRIGUEZ, Alex	4	-
15 CARTER, Xavier	4	-
21 LEONHARDT, Brian	4	1
12 FOXCROFT, Max	4	4
48 GIANNOLA, Johnny	3	-
46 HAZELHURST, Trev	3	3
9 RHEE, Charlie	2	-
45 SIPE, Evan	2	2
28 FONDTRAIN, TJ	2	-

2022 San Diego State Baseball
Miscellaneous Stats for San Diego State (as of Apr 13, 2022)
(All games)

Starting Lineup By Position
(Team W-L record when starter)

PITCHER:		
28 FONDTAIN, TJ	7	(1-6)
50 SAUER, Kelena	7	(1-6)
36 FLORES, Jacob	5	(3-2)
39 MELTON, Troy	5	(1-4)
21 LEONHARDT, Bria	2	(0-2)
22 CANADA, Chris	2	(1-1)
26 SERRANO, Omar	1	(0-1)
8 CARRIGG, Cole	1	(0-1)
30 CRANTON, Hunter	1	(0-1)
23 GUZMAN, Jonny	1	(0-1)
CATCHER:		
24 RUIZ, Poncho	25	(5-20)
8 CARRIGG, Cole	5	(1-4)
41 JOHNSON, Deron	2	(1-1)
FIRST BASE:		
21 LEONHARDT, Bria	17	(4-13)
10 BETHANCOURT, Ti	10	(2-8)
46 HAZELHURST, Tre	5	(1-4)
SECOND BASE:		
8 CARRIGG, Cole	14	(3-11)
13 RODRIGUEZ, Alex	13	(3-10)
9 RHEE, Charlie	2	(0-2)
3 LEBEAU, Kenny	2	(1-1)
1 MILLER, Caden	1	(0-1)
THIRD BASE:		
10 BETHANCOURT, Ti	14	(4-10)
3 LEBEAU, Kenny	8	(0-8)
12 FOXCROFT, Max	5	(2-3)
31 BUTCHER, Blake	3	(1-2)
13 RODRIGUEZ, Alex	2	(0-2)
SHORTSTOP:		
1 MILLER, Caden	31	(7-24)
8 CARRIGG, Cole	1	(0-1)
LEFT FIELD:		
48 GIANNOLA, Johnn	14	(3-11)
15 CARTER, Xavier	9	(2-7)
18 GLOWACKI, Tyler	5	(1-4)
9 RHEE, Charlie	2	(0-2)
46 HAZELHURST, Tre	2	(1-1)
CENTER FIELD:		
14 WEEMS, Irvin	13	(2-11)
42 MONTOYA, Shaun	10	(3-7)
8 CARRIGG, Cole	9	(2-7)
RIGHT FIELD:		
18 GLOWACKI, Tyler	20	(5-15)
42 MONTOYA, Shaun	6	(0-6)
14 WEEMS, Irvin	3	(1-2)
15 CARTER, Xavier	2	(0-2)
9 RHEE, Charlie	1	(1-0)
DESIGNATED HITTER:		
41 JOHNSON, Deron	8	(1-7)
21 LEONHARDT, Bria	8	(2-6)
24 RUIZ, Poncho	7	(2-5)
48 GIANNOLA, Johnn	4	(1-3)
28 FONDTAIN, TJ	2	(0-2)
2 ZAVOREK, Brady	1	(0-1)
8 CARRIGG, Cole	1	(0-1)
46 HAZELHURST, Tre	1	(1-0)

Starting Lineup By Lineup Spot
(Team W-L record when starter)

LEADOFF:		
1 MILLER, Caden	32	(7-25)
2ND SPOT:		
8 CARRIGG, Cole	14	(2-12)
42 MONTOYA, Shaun	9	(2-7)
18 GLOWACKI, Tyler	7	(3-4)
14 WEEMS, Irvin	1	(0-1)
48 GIANNOLA, Johnn	1	(0-1)
3RD SPOT:		
24 RUIZ, Poncho	30	(6-24)
8 CARRIGG, Cole	2	(1-1)
CLEANUP:		
8 CARRIGG, Cole	11	(2-9)
48 GIANNOLA, Johnn	8	(1-7)
21 LEONHARDT, Bria	8	(3-5)
24 RUIZ, Poncho	2	(1-1)
41 JOHNSON, Deron	2	(0-2)
28 FONDTAIN, TJ	1	(0-1)
5TH SPOT:		
18 GLOWACKI, Tyler	7	(1-6)
21 LEONHARDT, Bria	6	(1-5)
41 JOHNSON, Deron	5	(1-4)
48 GIANNOLA, Johnn	5	(2-3)
10 BETHANCOURT, Ti	5	(1-4)
15 CARTER, Xavier	2	(0-2)
46 HAZELHURST, Tre	1	(1-0)
28 FONDTAIN, TJ	1	(0-1)
6TH SPOT:		
10 BETHANCOURT, Ti	6	(2-4)
18 GLOWACKI, Tyler	6	(1-5)
14 WEEMS, Irvin	5	(0-5)
46 HAZELHURST, Tre	4	(2-2)
8 CARRIGG, Cole	3	(1-2)
15 CARTER, Xavier	2	(0-2)
42 MONTOYA, Shaun	2	(0-2)
48 GIANNOLA, Johnn	2	(1-1)
9 RHEE, Charlie	1	(0-1)
2 ZAVOREK, Brady	1	(0-1)
7TH SPOT:		
21 LEONHARDT, Bria	8	(1-7)
14 WEEMS, Irvin	6	(1-5)
18 GLOWACKI, Tyler	5	(1-4)
41 JOHNSON, Deron	3	(1-2)
10 BETHANCOURT, Ti	3	(1-2)
15 CARTER, Xavier	2	(1-1)
42 MONTOYA, Shaun	1	(0-1)
48 GIANNOLA, Johnn	1	(0-1)
9 RHEE, Charlie	1	(1-0)
46 HAZELHURST, Tre	1	(0-1)
31 BUTCHER, Blake	1	(0-1)
8TH SPOT:		
10 BETHANCOURT, Ti	7	(1-6)
13 RODRIGUEZ, Alex	5	(0-5)
3 LEBEAU, Kenny	5	(1-4)
15 CARTER, Xavier	5	(1-4)
21 LEONHARDT, Bria	3	(1-2)
42 MONTOYA, Shaun	3	(1-2)
12 FOXCROFT, Max	2	(1-1)
14 WEEMS, Irvin	1	(1-0)
48 GIANNOLA, Johnn	1	(0-1)
9TH SPOT:		
13 RODRIGUEZ, Alex	10	(3-7)
3 LEBEAU, Kenny	5	(0-5)
14 WEEMS, Irvin	3	(1-2)
12 FOXCROFT, Max	3	(1-2)

2022 San Diego State Baseball
 Individual Season/Career Summary for San Diego State (as of Apr 13, 2022)
 (All games Sorted by Fielding pct)

Player	SEASON						CAREER													
	CH	PO	A	E	Fld%	SBA	CSB	SBA%	PB	CI	Ch	PO	A	E	Fld%	SBA	CSB	SBA%	PB	CI
14 WEEMS, Ivin	41	41	0	0	1.000	0	0	---	0	0	41	41	0	0	1.000	0	0	---	0	0
41 JOHNSON, Deion	25	21	4	0	1.000	1	1	.500	3	0	86	74	11	1	.988	7	1	.875	7	0
15 CARTER, Xavier	20	20	0	0	1.000	0	0	---	0	0	23	23	0	0	1.000	0	0	---	0	0
9 RHEE, Charlie	14	9	5	0	1.000	0	0	---	0	0	24	19	5	0	1.000	0	0	---	0	0
40 BERCOVICH, Jadon	7	2	5	0	1.000	1	0	1.000	0	0	7	2	5	0	1.000	1	0	1.000	0	0
39 MELTON, Troy	6	2	4	0	1.000	3	0	1.000	0	0	24	5	17	2	.917	14	5	.737	0	0
11 JONES, Avery	4	1	3	0	1.000	0	2	.000	0	0	5	1	4	0	1.000	0	2	.000	0	0
22 CANADA, Chris	4	1	3	0	1.000	0	1	.000	0	0	4	1	3	0	1.000	0	1	.000	0	0
47 ARMSTRONG, Eldridge	2	1	1	0	1.000	0	2	.000	0	0	2	1	1	0	1.000	0	2	.000	0	0
45 SIPE, Evan	1	1	0	0	1.000	0	0	---	0	0	1	1	0	0	1.000	0	0	---	0	0
30 CRANTON, Hunter	1	1	0	0	1.000	2	0	1.000	0	0	1	1	0	0	1.000	2	0	1.000	0	0
5 PYATT, Fisher	1	0	1	0	1.000	0	0	---	0	0	37	14	18	5	.865	0	0	---	0	0
27 INGRASSIA, Joseph	1	0	1	0	1.000	0	0	---	0	0	1	0	1	0	1.000	0	0	---	0	0
38 FAULKS, Ryan	1	0	1	0	1.000	0	0	---	0	0	1	0	1	0	1.000	0	0	---	0	0
21 LEONHARDT, Brian	118	106	10	0	.983	1	0	1.000	0	0	487	432	41	14	.971	3	1	.750	0	0
10 BETHANCOURT, Tino	118	99	17	2	.983	0	0	---	0	0	118	99	17	2	.983	0	0	---	0	0
46 HAZELHURST, Trevor	55	53	1	1	.982	0	0	---	0	0	55	53	1	1	.982	0	0	---	0	0
13 RODRIGUEZ, Alex	54	26	27	1	.981	0	0	---	0	0	54	26	27	1	.981	0	0	---	0	0
24 RUIZ, Poncho	277	243	28	6	.978	19	7	.731	8	0	355	314	34	7	.980	24	8	.750	10	0
8 CARRIGG, Cole	133	88	42	3	.977	2	0	1.000	3	0	198	121	63	14	.929	3	0	1.000	3	0
42 MONTAYA, Shaun	30	27	2	1	.967	0	0	---	0	0	30	27	2	1	.967	0	0	---	0	0
18 GLOWACKI, Tyler	47	44	1	2	.957	0	0	---	0	0	47	44	1	2	.957	0	0	---	0	0
48 GIANNOLA, Johnny	21	20	0	1	.952	0	0	---	0	0	21	20	0	1	.952	0	0	---	0	0
3 LEBEAU, Kenny	33	10	21	2	.939	0	0	---	0	0	33	10	21	2	.939	0	0	---	0	0
1 MILLER, Caden	118	33	76	9	.924	0	0	---	0	0	331	113	203	15	.955	0	0	---	0	0
28 FONDRAIN, TJ	7	1	5	1	.857	3	1	.750	0	0	24	17	5	2	.917	3	1	.750	0	0
31 BUTCHER, Blake	6	1	4	1	.833	0	0	---	0	0	6	1	4	1	.833	0	0	---	0	0
36 FLORES, Jacob	6	1	4	1	.833	0	1	.000	0	0	22	1	18	3	.864	7	3	.700	0	0
12 FOXCROFT, Max	13	2	8	3	.769	0	0	---	0	0	26	6	15	5	.808	0	0	---	0	0
23 GUZMAN, Jonny	4	0	3	1	.750	4	0	1.000	0	0	4	0	3	1	.750	5	0	1.000	0	0
29 BRODELL, Robert	5	1	2	2	.600	0	0	---	0	0	5	1	2	2	.600	0	0	---	0	0
50 SAUER, Kelena	11	1	5	5	.545	2	2	.500	0	0	12	2	5	5	.583	2	2	.500	0	0
32 TIBBETT, Ricky	2	0	1	1	.500	3	0	1.000	0	0	11	2	8	1	.909	3	2	.600	0	0
35 JACKSON, Julian	0	0	0	0	.000	0	0	---	0	0	0	0	0	0	.000	0	0	---	0	0
25 HARGETT, Hunter	0	0	0	0	.000	0	0	---	0	0	0	0	0	0	.000	0	0	---	0	0
26 SERRANO, Omar	0	0	0	0	.000	1	1	.500	0	0	0	0	0	0	.000	1	1	.500	0	0
2 ZAVOREK, Brady	0	0	0	0	.000	0	0	---	0	0	0	0	0	0	.000	0	0	---	0	0
Totals	1186	856	285	45	.962	21	10	.677	14	0	1186	856	285	45	.962	21	10	.677	14	0
Opponents	1230	865	334	31	.975	47	17	.734	3	1	1230	865	334	31	.975	47	17	.734	3	1

Individual Career History

ARMSTRONG, Eldridge

Year	avg	gp-gs	ab	r	h	2b	3b	hr	rbi	tb	slg%	bb	hbp	so	gdp	ob%	sf	sh	sb-att	po	a	e	fld%
2022	.000	9-0	0	0	0	0	0	0	0	0	.000	0	0	0	0	.000	0	0	0-0	1	1	0	1.000
TOTAL	.000	9-0	0	0	0	0	0	0	0	0	.000	0	0	0	0	.000	0	0	0-0	1	1	0	1.000

Year	era	w-l	app	gs	cq	sho	sv	ip	h	r	er	bb	so	2b	3b	hr	bf	bavg	wp	hbp	bk	sfa	sha
2022	3.18	0-0	9	0	0	0/0	0	11.1	13	4	4	5	8	2	0	2	50	.317	5	1	0	1	2
TOTAL	3.18	0-0	9	0	0	0/0	0	11.1	13	4	4	5	8	2	0	2	50	.317	5	1	0	1	2

SINGLE-GAME HIGHS [all-time ranking]:

- Innings pitched: 2.2, UC San Diego, 03-29-22
- Walks allowed: 2, UC San Diego, 03-29-22; at San Diego, 04-12-22
- Strikeouts: 2, Hawai'i, 02-28-22; Iowa, 03-15-22
- Batters faced: 12, UC San Diego, 03-29-22
- Field chances: 2, at San Diego, 04-12-22
- Putouts: 1, at San Diego, 04-12-22
- Assists: 1, at San Diego, 04-12-22
- Runners CS: 2 [t-2nd], Long Beach State, 04-05-22

BERCOVICH, Jadon

Year	avg	gp-gs	ab	r	h	2b	3b	hr	rbi	tb	slg%	bb	hbp	so	gdp	ob%	sf	sh	sb-att	po	a	e	fld%
2022	.000	14-0	0	0	0	0	0	0	0	0	.000	0	0	0	0	.000	0	0	0-0	2	5	0	1.000
TOTAL	.000	14-0	0	0	0	0	0	0	0	0	.000	0	0	0	0	.000	0	0	0-0	2	5	0	1.000

Year	era	w-l	app	gs	cq	sho	sv	ip	h	r	er	bb	so	2b	3b	hr	bf	bavg	wp	hbp	bk	sfa	sha
2022	2.35	1-2	14	0	0	0/0	1	23.0	16	9	6	6	31	4	1	0	95	.195	2	5	1	0	2
TOTAL	2.35	1-2	14	0	0	0/0	1	23.0	16	9	6	6	31	4	1	0	95	.195	2	5	1	0	2

SINGLE-GAME HIGHS [all-time ranking]:

- Innings pitched: 6.0, Hawai'i, 02-28-22
- Walks allowed: 2, Fresno State, 03-25-22
- Strikeouts: 7, Hawai'i, 02-28-22
- Batters faced: 20, Hawai'i, 02-28-22
- Field chances: 3, Hawai'i, 02-28-22
- Putouts: 1, Utah, 02-27-22; Hawai'i, 02-28-22
- Assists: 2, Hawai'i, 02-28-22

Individual Career History

BETHANCOURT, Tino

Year	avg	gp-gs	ab	r	h	2b	3b	hr	rbi	tb	slg%	bb	hbp	so	gdp	ob%	sf	sh	sb-att	po	a	e	fld%
2022	.225	25-24	71	13	16	3	1	1	8	24	.338	18	3	17	0	.394	2	0	4-5	99	17	2	.983
TOTAL	.225	25-24	71	13	16	3	1	1	8	24	.338	18	3	17	0	.394	2	0	4-5	99	17	2	.983

SINGLE-GAME HIGHS [all-time ranking]:

Hits: 2, at San Jose State, 03-19-22
 Doubles: 1, Arizona State, 03-06-22; at Nevada, 04-03-22; at San Diego, 04-12-22
 Triples: 1 [t-1st], San Jose State, 04-09-22
 Home runs: 1 [t-7th], at San Jose State, 03-20-22
 Total bases: 4, at San Jose State, 03-20-22
 RBI: 2, at San Jose State, 03-19-22
 Runs scored: 2, Hawai'i, 02-28-22; San Jose State, 04-09-22
 Walks: 3 [t-2nd], San Jose State, 04-09-22
 Hit by pitch: 1, vs Houston, 02-19-22; Hawai'i, 02-28-22; at UC San Diego, 03-22-22
 Struck out: 2, Utah, 02-27-22; UC Irvine, 03-01-22; UNLV, 03-12-22
 Sac flies: 1 [t-4th], Arizona State, 03-04-22; at UC San Diego, 03-22-22
 At bats: 5, Hawai'i, 02-28-22
 Stolen bases: 2 [t-3rd], San Jose State, 04-09-22
 Caught stealing: 1 [t-2nd], vs Houston, 02-19-22
 Field chances: 16 [t-5th], Hawai'i, 02-28-22
 Putouts: 14, Hawai'i, 02-28-22
 Assists: 2, 4 times

BRODELL, Robert

Year	avg	gp-gs	ab	r	h	2b	3b	hr	rbi	tb	slg%	bb	hbp	so	gdp	ob%	sf	sh	sb-att	po	a	e	fld%
2022	.000	7-0	0	0	0	0	0	0	0	0	.000	0	0	0	0	.000	0	0	0-0	1	2	2	.600
TOTAL	.000	7-0	0	0	0	0	0	0	0	0	.000	0	0	0	0	.000	0	0	0-0	1	2	2	.600

Year	era	w-l	app	gs	cg	sho	sv	ip	h	r	er	bb	so	2b	3b	hr	bf	bavq	wp	hbp	bk	sfa	sha
2022	3.55	0-1	7	0	0	0/0	0	12.2	15	12	5	11	9	3	0	1	66	.294	4	2	0	0	2
TOTAL	3.55	0-1	7	0	0	0/0	0	12.2	15	12	5	11	9	3	0	1	66	.294	4	2	0	0	2

SINGLE-GAME HIGHS [all-time ranking]:

Innings pitched: 4.0, Utah, 02-26-22
 Walks allowed: 4 [t-6th], UC Irvine, 03-01-22
 Strikeouts: 4, Utah, 02-26-22
 Batters faced: 17, Arizona State, 03-04-22
 Field chances: 3, at UC San Diego, 03-22-22
 Putouts: 1, at UC San Diego, 03-22-22
 Assists: 2, at UC San Diego, 03-22-22

Individual Career History

BUTCHER, Blake

Year	avg	gp-gs	ab	r	h	2b	3b	hr	rbi	tb	slg%	bb	hbp	so	gdp	ob%	sf	sh	sb-att	po	a	e	fld%
2022	.000	4-3	6	0	0	0	0	0	0	0	.000	0	0	4	0	.000	0	0	0-0	1	4	1	.833
TOTAL	.000	4-3	6	0	0	0	0	0	0	0	.000	0	0	4	0	.000	0	0	0-0	1	4	1	.833

SINGLE-GAME HIGHS [all-time ranking]:

Struck out: 2, Iowa, 03-15-22

At bats: 2, Arizona State, 03-06-22; Iowa, 03-15-22

Field chances: 3, Hawai'i, 02-28-22

Putouts: 1, Arizona State, 03-06-22

Assists: 3, Hawai'i, 02-28-22

CANADA, Chris

Year	avg	gp-gs	ab	r	h	2b	3b	hr	rbi	tb	slg%	bb	hbp	so	gdp	ob%	sf	sh	sb-att	po	a	e	fld%
2022	.000	9-2	0	0	0	0	0	0	0	0	.000	0	0	0	0	.000	0	0	0-0	1	3	0	1.000
TOTAL	.000	9-2	0	0	0	0	0	0	0	0	.000	0	0	0	0	.000	0	0	0-0	1	3	0	1.000

Year	era	w-l	app	gs	cq	sho	sv	ip	h	r	er	bb	so	2b	3b	hr	bf	bavg	wp	hbp	bk	sfa	sha
2022	2.75	1-0	9	2	0	0/0	0	19.2	15	6	6	13	20	3	0	1	86	.208	3	1	0	0	0
TOTAL	2.75	1-0	9	2	0	0/0	0	19.2	15	6	6	13	20	3	0	1	86	.208	3	1	0	0	0

SINGLE-GAME HIGHS [all-time ranking]:

Innings pitched: 6.1, San Jose State, 04-10-22

Walks allowed: 3, San Jose State, 04-10-22

Strikeouts: 7, Long Beach State, 04-05-22

Batters faced: 23, San Jose State, 04-10-22

Field chances: 2, San Jose State, 04-10-22

Putouts: 1, Hawai'i, 02-28-22

Assists: 2, San Jose State, 04-10-22

Runners CS: 1, San Jose State, 04-10-22

Individual Career History

CARRIGG, Cole

Year	avg	gp-gs	ab	r	h	2b	3b	hr	rbi	tb	slg%	bb	hbp	so	gdp	ob%	sf	sh	sb-att	po	a	e	fld%
2021	.270	37-33	111	37	30	11	1	2	23	49	.441	21	5	22	0	.406	1	0	3-3	33	21	11	.831
2022	.325	31-30	120	15	39	5	1	2	17	52	.433	6	2	20	2	.367	0	4	10-15	88	42	3	.977
TOTAL	.299	68-63	231	52	69	16	2	4	40	101	.437	27	7	42	2	.387	1	4	13-18	121	63	14	.929

Year	era	w-l	app	gs	cg	sho	sv	ip	h	r	er	bb	so	2b	3b	hr	bf	bavg	wp	hbp	bk	sfa	sha
2021	0.00	0-0	2	0	0	0/0	0	1.1	3	2	0	1	0	0	0	0	8	.500	0	0	1	1	0
2022	54.00	0-1	1	1	0	0/0	0	1.0	4	6	6	3	2	2	0	1	10	.571	0	0	0	0	0
TOTAL	23.14	0-1	3	1	0	0/0	0	2.1	7	8	6	4	2	2	0	1	18	.538	0	0	1	1	0

SINGLE-GAME HIGHS [all-time ranking]:

Hits: 3, 5 times

Doubles: 2 [t-5th], at Fresno State, 04-17-21; Dixie State, 04-25-21; at Nevada, 05-01-21

Triples: 1 [t-1st], UNLV, 03-14-21; at San Jose State, 03-18-22

Home runs: 1 [t-7th], 4 times

Total bases: 7, at Air Force, 05-22-21

RBI: 3, Dixie State, 04-25-21; at Air Force, 05-22-21

Runs scored: 4 [t-2nd], at Air Force, 05-22-21

Walks: 2, 6 times

Hit by pitch: 1, 6 times

Struck out: 2, 10 times

Sac flies: 1 [t-4th], at Nevada, 04-30-21

Sac bunts: 2 [t-1st], Utah, 02-27-22

At bats: 7 [t-1st], Hawai'i, 02-28-22

Stolen bases: 2 [t-3rd], UNLV, 03-12-22; at San Jose State, 03-20-22; at Nevada, 04-02-22

Caught stealing: 1 [t-2nd], 5 times

Innings pitched: 1.0, Iowa, 03-15-22; at San Jose State, Mar 27, 2021

Walks allowed: 3, Iowa, 03-15-22

Strikeouts: 2, Iowa, 03-15-22

Batters faced: 10, Iowa, 03-15-22

Field chances: 13, at UC Irvine, Feb 22, 2022

Putouts: 11, at UC Irvine, Feb 22, 2022

Assists: 5, Fresno State, 03-26-22; at Nevada, 04-01-22; San Jose State, 04-09-22

CARTER, Xavier

Year	avg	gp-gs	ab	r	h	2b	3b	hr	rbi	tb	slg%	bb	hbp	so	gdp	ob%	sf	sh	sb-att	po	a	e	fld%
2020	1.000	2-0	1	1	1	0	0	0	0	1	1.000	0	0	0	0	1.000	0	0	0-0	0	0	0	.000
2021	.286	3-2	7	1	2	0	0	1	2	5	.714	1	0	1	0	.375	0	0	0-0	3	0	0	1.000
2022	.162	15-11	37	6	6	1	0	0	2	7	.189	4	1	7	0	.262	0	0	0-0	20	0	0	1.000
TOTAL	.200	20-13	45	8	9	1	0	1	4	13	.289	5	1	8	0	.294	0	0	0-0	23	0	0	1.000

SINGLE-GAME HIGHS [all-time ranking]:

Hits: 2, at Nevada, 04-01-22; Dixie State, 04-25-21

Doubles: 1, at Nevada, 04-01-22

Home runs: 1 [t-7th], Dixie State, 04-25-21

Total bases: 5, Dixie State, 04-25-21

RBI: 2, Dixie State, 04-25-21

Runs scored: 3, at Nevada, 04-01-22

Walks: 2, at UC San Diego, 03-22-22

Hit by pitch: 1, at Nevada, 04-02-22

Struck out: 2, San Jose State, 04-08-22; at San Diego, 04-12-22

At bats: 4, 5 times

Field chances: 4, at San Diego, 04-12-22

Putouts: 4, at San Diego, 04-12-22

Individual Career History

CRANTON, Hunter

Year	avg	gp-gs	ab	r	h	2b	3b	hr	rbi	tb	slg%	bb	hbp	so	gdp	ob%	sf	sh	sb-att	po	a	e	fld%
2022	.000	6-1	0	0	0	0	0	0	0	0	.000	0	0	0	0	.000	0	0	0-0	1	0	0	1.000
TOTAL	.000	6-1	0	0	0	0	0	0	0	0	.000	0	0	0	0	.000	0	0	0-0	1	0	0	1.000

Year	era	w-l	app	gs	cq	sho	sv	ip	h	r	er	bb	so	2b	3b	hr	bf	bavg	wp	hbp	bk	sfa	sha
2022	3.86	0-1	6	1	0	0/0	0	9.1	8	5	4	3	13	4	1	1	40	.216	3	0	0	0	0
TOTAL	3.86	0-1	6	1	0	0/0	0	9.1	8	5	4	3	13	4	1	1	40	.216	3	0	0	0	0

SINGLE-GAME HIGHS [all-time ranking]:

Innings pitched: 3.0, UC Irvine, 03-01-22

Walks allowed: 2, UC Irvine, 03-01-22

Strikeouts: 4, at Nevada, 04-02-22

Batters faced: 15, UC Irvine, 03-01-22

Field chances: 1, UC Irvine, 03-01-22

Putouts: 1, UC Irvine, 03-01-22

FAULKES, Ryan

Year	avg	gp-gs	ab	r	h	2b	3b	hr	rbi	tb	slg%	bb	hbp	so	gdp	ob%	sf	sh	sb-att	po	a	e	fld%
2022	.000	3-0	0	0	0	0	0	0	0	0	.000	0	0	0	0	.000	0	0	0-0	0	1	0	1.000
TOTAL	.000	3-0	0	0	0	0	0	0	0	0	.000	0	0	0	0	.000	0	0	0-0	0	1	0	1.000

Year	era	w-l	app	gs	cq	sho	sv	ip	h	r	er	bb	so	2b	3b	hr	bf	bavg	wp	hbp	bk	sfa	sha
2022	15.43	0-0	3	0	0	0/0	0	2.1	4	5	4	3	3	0	1	0	16	.333	2	1	0	0	0
TOTAL	15.43	0-0	3	0	0	0/0	0	2.1	4	5	4	3	3	0	1	0	16	.333	2	1	0	0	0

SINGLE-GAME HIGHS [all-time ranking]:

Innings pitched: 1.0, Iowa, 03-15-22; at UC Irvine, Feb 22, 2022

Walks allowed: 2, at San Diego, 04-12-22

Strikeouts: 2, at UC Irvine, Feb 22, 2022

Batters faced: 8, at UC Irvine, Feb 22, 2022

Field chances: 1, Iowa, 03-15-22

Assists: 1, Iowa, 03-15-22

Individual Career History

FLORES, Jacob

Year	avg	gp-gs	ab	r	h	2b	3b	hr	rbi	tb	slg%	bb	hbp	so	gdp	ob%	sf	sh	sb-att	po	a	e	fld%
2018	.000	0-0	0	0	0	0	0	0	0	0	.000	0	0	0	0	.000	0	0	0-0	0	1	0	1.000
2019	.000	20-1	0	0	0	0	0	0	0	0	.000	0	0	0	0	.000	0	0	0-0	0	6	2	.750
2020	.000	8-1	0	0	0	0	0	0	0	0	.000	0	0	0	0	.000	0	0	0-0	0	7	0	1.000
2021	.000	7-0	0	0	0	0	0	0	0	0	.000	0	0	0	0	.000	0	0	0-0	0	0	0	.000
2022	.000	11-5	0	0	0	0	0	0	0	0	.000	0	0	0	0	.000	0	0	0-0	1	4	1	.833
TOTAL	.000	46-7	0	0	0	0	0	0	0	0	.000	0	0	0	0	.000	0	0	0-0	1	18	3	.864

Year	era	w-l	app	gs	cg	sho	sv	ip	h	r	er	bb	so	2b	3b	hr	bf	bavg	wp	hbp	bk	sfa	sha
2018	3.86	0-0	19	2	0	0/0	1	21.0	17	11	9	12	19	3	1	3	96	.221	5	4	0	3	0
2019	3.75	2-2	20	1	0	0/0	1	36.0	37	21	15	27	38	4	0	2	172	.274	3	5	0	2	2
2020	1.45	2-0	8	1	0	0/0	0	18.2	14	4	3	11	25	1	0	1	82	.203	2	2	1	0	0
2021	19.80	0-0	7	0	0	0/0	0	5.0	6	12	11	11	6	2	0	0	36	.300	3	4	0	1	0
2022	5.46	1-3	11	5	0	0/0	0	31.1	30	21	19	20	32	6	3	4	143	.252	3	2	0	1	1
TOTAL	4.58	5-5	65	9	0	0/0	2	112.0	104	69	57	81	120	16	4	10	529	.248	16	17	1	7	3

SINGLE-GAME HIGHS [all-time ranking]:

Innings pitched: 6.0, Arizona State, 03-06-22

Walks allowed: 5 [t-1st], UNLV, 03-13-22

Strikeouts: 7, Utah, 02-27-22

Batters faced: 29, Arizona State, 03-06-22

Field chances: 3, Utah, 02-27-22

Putouts: 1, UNLV, 03-13-22

Assists: 2, 4 times

Runners CS: 1, at Cal State Fullerton, Apr 12, 2019; at UC San Diego, 03-22-22; Oregon State, Feb 28, 2020

FONDTAIN, TJ

Year	avg	gp-gs	ab	r	h	2b	3b	hr	rbi	tb	slg%	bb	hbp	so	gdp	ob%	sf	sh	sb-att	po	a	e	fld%
2020	.250	4-0	4	0	1	0	0	0	1	1	.250	1	1	0	0	.500	0	0	0-0	7	0	0	1.000
2021	.250	12-1	20	2	5	1	0	0	5	6	.300	2	0	6	0	.304	1	0	0-0	9	0	1	.900
2022	.000	11-9	7	0	0	0	0	0	0	0	.000	2	0	3	0	.222	0	0	0-1	1	5	1	.857
TOTAL	.194	27-10	31	2	6	1	0	0	6	7	.226	5	1	9	0	.316	1	0	0-1	17	5	2	.917

Year	era	w-l	app	gs	cg	sho	sv	ip	h	r	er	bb	so	2b	3b	hr	bf	bavg	wp	hbp	bk	sfa	sha
2022	3.89	1-4	8	7	0	0/0	0	37.0	31	23	16	20	33	4	0	6	164	.223	1	4	1	0	1
TOTAL	3.89	1-4	8	7	0	0/0	0	37.0	31	23	16	20	33	4	0	6	164	.223	1	4	1	0	1

SINGLE-GAME HIGHS [all-time ranking]:

Hits: 1, 6 times

Doubles: 1, Dixie State, 04-24-21

Total bases: 2, Dixie State, 04-24-21

RBI: 2, New Mexico, 04-02-21; Dixie State, 04-24-21

Runs scored: 1, at Fresno State, 04-18-21; Dixie State, 04-24-21

Walks: 1, 5 times

Hit by pitch: 1, at Coastal Carolina, Feb 15, 2020

Struck out: 2, Hawai'i, 02-28-22; Dixie State, 04-24-21

Sac flies: 1 [t-4th], at Nevada, 04-30-21

At bats: 4, Hawai'i, 02-28-22

Caught stealing: 1 [t-2nd], vs California, 02-20-22

Innings pitched: 6.0, Hawai'i, 02-25-22; at San Jose State, 03-20-22

Walks allowed: 4 [t-6th], at Nevada, 04-03-22; San Jose State, 04-09-22

Strikeouts: 8, San Jose State, 04-09-22

Batters faced: 26, at San Jose State, 03-20-22

Field chances: 5, at Nevada, 04-30-21

Putouts: 5, at Nevada, 04-30-21

Assists: 3, Hawai'i, 02-25-22

Runners CS: 1, Arizona State, 03-04-22

Individual Career History

FOXCROFT, Max

Year	avg	gp-gs	ab	r	h	2b	3b	hr	rbi	tb	slg%	bb	hbp	so	gdp	ob%	sf	sh	sb-att	po	a	e	fld%
2021	.067	12-5	15	2	1	0	0	0	1	1	.067	6	1	3	0	.364	0	1	1-1	4	7	2	.846
2022	.167	9-5	18	2	3	1	0	0	5	4	.222	0	2	5	0	.250	0	0	0-0	2	8	3	.769
TOTAL	.121	21-10	33	4	4	1	0	0	6	5	.152	6	3	8	0	.310	0	1	1-1	6	15	5	.808

SINGLE-GAME HIGHS [all-time ranking]:

Hits: 1, 4 times

Doubles: 1, at Nevada, 04-03-22

Total bases: 2, at Nevada, 04-03-22

RBI: 2, at Nevada, 04-01-22; at Nevada, 04-03-22

Runs scored: 1, 4 times

Walks: 1, 5 times

Hit by pitch: 1, UC San Diego, 03-29-22; at Nevada, 04-02-22; at UC San Diego, Feb 28, 2021

Struck out: 2, Hawai'i, 02-25-22; Utah, 02-26-22; at UC San Diego, Feb 28, 2021

Sac bunts: 1 [t-5th], Dixie State, 04-24-21

At bats: 5, at Nevada, 04-01-22

Stolen bases: 1, Dixie State, 04-25-21

Field chances: 4, Fresno State, 03-07-21; UC San Diego, 03-29-22; at UNLV, 05-16-21

Putouts: 3, at UNLV, 05-16-21

Assists: 3, UC San Diego, 03-29-22

GIANNOLA, Johnny

Year	avg	gp-gs	ab	r	h	2b	3b	hr	rbi	tb	slg%	bb	hbp	so	gdp	ob%	sf	sh	sb-att	po	a	e	fld%
2022	.194	26-18	72	10	14	3	2	1	8	24	.333	9	3	19	0	.310	0	1	4-6	20	0	1	.952
TOTAL	.194	26-18	72	10	14	3	2	1	8	24	.333	9	3	19	0	.310	0	1	4-6	20	0	1	.952

SINGLE-GAME HIGHS [all-time ranking]:

Hits: 2, 4 times

Doubles: 1, Hawai'i, 02-28-22; UNLV, 03-11-22; at San Jose State, 03-19-22

Triples: 1 [t-1st], Hawai'i, 02-25-22; UNLV, 03-11-22

Home runs: 1 [t-7th], at Nevada, 04-02-22

Total bases: 5, UNLV, 03-11-22; at Nevada, 04-02-22

RBI: 2, UNLV, 03-11-22; at Nevada, 04-02-22

Runs scored: 2, Hawai'i, 02-25-22

Walks: 1, 9 times

Hit by pitch: 2 [t-2nd], Arizona State, 03-06-22

Struck out: 3 [t-6th], Iowa, 03-15-22; Fresno State, 03-25-22

Sac bunts: 1 [t-5th], Hawai'i, 02-28-22

At bats: 5, UNLV, 03-13-22; Iowa, 03-15-22

Stolen bases: 1, 4 times

Caught stealing: 1 [t-2nd], Hawai'i, 02-25-22; Arizona State, 03-06-22

Field chances: 4, Hawai'i, 02-25-22

Putouts: 4, Hawai'i, 02-25-22

Individual Career History

GLOWACKI, Tyler

Year	avg	gp-gs	ab	r	h	2b	3b	hr	rbi	tb	slg%	bb	hbp	so	gdp	ob%	sf	sh	sb-att	po	a	e	fld%
2022	.264	26-25	87	9	23	5	0	0	9	28	.322	14	2	11	1	.371	2	2	1-2	44	1	2	.957
TOTAL	.264	26-25	87	9	23	5	0	0	9	28	.322	14	2	11	1	.371	2	2	1-2	44	1	2	.957

SINGLE-GAME HIGHS [all-time ranking]:

Hits: 3, Hawai'i, 02-28-22; Iowa, 03-15-22; at Nevada, 04-02-22

Doubles: 2 [t-5th], Iowa, 03-15-22

Total bases: 5, Iowa, 03-15-22

RBI: 3, Iowa, 03-15-22

Runs scored: 2, Hawai'i, 02-28-22; at Nevada, 04-02-22

Walks: 2, Utah, 02-26-22; UNLV, 03-12-22

Hit by pitch: 1, UC Irvine, 03-01-22; at San Jose State, 03-19-22

Struck out: 1, 11 times

Sac flies: 1 [t-4th], at Nevada, 04-01-22; Long Beach State, 04-05-22

Sac bunts: 2 [t-1st], Fresno State, 03-25-22

At bats: 6 [t-8th], Hawai'i, 02-28-22; at UC San Diego, 03-22-22

Stolen bases: 1, at San Jose State, 03-20-22

Caught stealing: 1 [t-2nd], UNLV, 03-12-22

Field chances: 6, at Nevada, 04-01-22

Putouts: 5, vs TCU, 02-18-22; at Nevada, 04-01-22

Assists: 1, at San Jose State, 03-19-22

GUZMAN, Jonny

Year	avg	gp-gs	ab	r	h	2b	3b	hr	rbi	tb	slg%	bb	hbp	so	gdp	ob%	sf	sh	sb-att	po	a	e	fld%
2020	.000	2-0	0	0	0	0	0	0	0	0	.000	0	0	0	0	.000	0	0	0-0	0	0	0	.000
2022	.000	13-1	0	0	0	0	0	0	0	0	.000	0	0	0	0	.000	0	0	0-0	0	3	1	.750
TOTAL	.000	15-1	0	0	0	0	0	0	0	0	.000	0	0	0	0	.000	0	0	0-0	0	3	1	.750

Year	era	w-l	app	gs	cg	sho	sv	ip	h	r	er	bb	so	2b	3b	hr	bf	bavq	wp	hbp	bk	sfa	sha
2020	40.50	0-0	2	0	0	0/0	0	1.1	6	6	6	3	2	2	0	2	12	.667	0	0	0	0	0
2022	3.47	1-2	13	1	0	0/0	1	23.1	14	14	9	13	34	4	0	3	103	.175	6	6	0	1	3
TOTAL	5.47	1-2	15	1	0	0/0	1	24.2	20	20	15	16	36	6	0	5	115	.225	6	6	0	1	3

SINGLE-GAME HIGHS [all-time ranking]:

Innings pitched: 4.1, at UC Irvine, Feb 22, 2022

Walks allowed: 3, at Nevada, 04-02-22; at UC Irvine, Feb 22, 2022

Strikeouts: 9 [t-5th], at UC Irvine, Feb 22, 2022

Batters faced: 19, at UC Irvine, Feb 22, 2022

Field chances: 1, 4 times

Assists: 1, UNLV, 03-13-22; at Nevada, 04-02-22; at UC Irvine, Feb 22, 2022

Individual Career History

HARGETT, Hunter

Year	avg	gp-gs	ab	r	h	2b	3b	hr	rbi	tb	slg%	bb	hbp	so	gdp	ob%	sf	sh	sb-att	po	a	e	fld%
2022	.000	6-0	0	0	0	0	0	0	0	0	.000	0	0	0	0	.000	0	0	0-0	0	0	0	.000
TOTAL	.000	6-0	0	0	0	0	0	0	0	0	.000	0	0	0	0	.000	0	0	0-0	0	0	0	.000

Year	era	w-l	app	gs	cq	sho	sv	ip	h	r	er	bb	so	2b	3b	hr	bf	bavg	wp	hbp	bk	sfa	sha
2022	11.25	0-1	6	0	0	0/0	0	4.0	4	8	5	5	9	0	0	2	26	.250	3	5	0	0	0
TOTAL	11.25	0-1	6	0	0	0/0	0	4.0	4	8	5	5	9	0	0	2	26	.250	3	5	0	0	0

SINGLE-GAME HIGHS [all-time ranking]:

Innings pitched: 1.0, Hawai'i, 02-28-22; Iowa, 03-15-22; at UC San Diego, 03-22-22

Walks allowed: 2, at San Diego, 04-12-22

Strikeouts: 3, Iowa, 03-15-22

Batters faced: 6, Hawai'i, 02-28-22; at UC San Diego, 03-22-22

HAZELHURST, Trevor

Year	avg	gp-gs	ab	r	h	2b	3b	hr	rbi	tb	slg%	bb	hbp	so	gdp	ob%	sf	sh	sb-att	po	a	e	fld%
2022	.159	19-8	44	8	7	0	0	2	4	13	.295	6	0	17	1	.260	0	0	0-0	53	1	1	.982
TOTAL	.159	19-8	44	8	7	0	0	2	4	13	.295	6	0	17	1	.260	0	0	0-0	53	1	1	.982

SINGLE-GAME HIGHS [all-time ranking]:

Hits: 3, at Nevada, 04-01-22

Home runs: 1 [t-7th], Arizona State, 03-05-22; at Nevada, 04-01-22

Total bases: 6, at Nevada, 04-01-22

RBI: 1, 4 times

Runs scored: 3, at Nevada, 04-01-22

Walks: 2, Arizona State, 03-06-22; at San Jose State, 03-20-22

Struck out: 3 [t-6th], Iowa, 03-15-22

At bats: 4, 5 times

Field chances: 12, at Nevada, 04-01-22

Putouts: 12, at Nevada, 04-01-22

Assists: 1, Fresno State, 03-27-22

Individual Career History

INGRASSIA, Joseph

Year	avg	gp-gs	ab	r	h	2b	3b	hr	rbi	tb	slg%	bb	hbp	so	gdp	ob%	sf	sh	sb-att	po	a	e	fld%
2021	.000	6-0	0	0	0	0	0	0	0	0	.000	0	0	0	0	.000	0	0	0-0	0	0	0	.000
2022	.000	5-0	0	0	0	0	0	0	0	0	.000	0	0	0	0	.000	0	0	0-0	0	1	0	1.000
TOTAL	.000	11-0	0	0	0	0	0	0	0	0	.000	0	0	0	0	.000	0	0	0-0	0	1	0	1.000

Year	era	w-l	app	gs	cg	sho	sv	ip	h	r	er	bb	so	2b	3b	hr	bf	bavg	wp	hbp	bk	sfa	sha
2021	7.36	0-0	6	0	0	0/0	0	3.2	0	6	3	5	5	0	0	0	19	.000	3	1	0	0	0
2022	8.53	0-0	5	0	0	0/0	0	6.1	8	6	6	5	8	3	1	0	32	.308	3	1	0	0	0
TOTAL	8.10	0-0	11	0	0	0/0	0	10.0	8	12	9	10	13	3	1	0	51	.205	6	2	0	0	0

SINGLE-GAME HIGHS [all-time ranking]:

Innings pitched: 2.1, vs California, 02-20-22

Walks allowed: 2, vs California, 02-20-22; at Air Force, 05-23-21

Strikeouts: 3, vs TCU, 02-18-22

Batters faced: 12, vs California, 02-20-22

Field chances: 1, vs California, 02-20-22

Assists: 1, vs California, 02-20-22

JACKSON, Julian

Year	avg	gp-gs	ab	r	h	2b	3b	hr	rbi	tb	slg%	bb	hbp	so	gdp	ob%	sf	sh	sb-att	po	a	e	fld%
2022	.000	1-0	0	0	0	0	0	0	0	0	.000	0	0	0	0	.000	0	0	0-0	0	0	0	.000
TOTAL	.000	1-0	0	0	0	0	0	0	0	0	.000	0	0	0	0	.000	0	0	0-0	0	0	0	.000

Year	era	w-l	app	gs	cg	sho	sv	ip	h	r	er	bb	so	2b	3b	hr	bf	bavg	wp	hbp	bk	sfa	sha
2022	0.00	0-0	1	0	0	0/0	0	1.0	0	0	0	1	1	0	0	0	4	.000	0	0	0	0	0
TOTAL	0.00	0-0	1	0	0	0/0	0	1.0	0	0	0	1	1	0	0	0	4	.000	0	0	0	0	0

SINGLE-GAME HIGHS [all-time ranking]:

Innings pitched: 1.0, at San Diego, 04-12-22

Walks allowed: 1, at San Diego, 04-12-22

Strikeouts: 1, at San Diego, 04-12-22

Batters faced: 4, at San Diego, 04-12-22

Individual Career History

JOHNSON, Deron

Year	avg	gp-gs	ab	r	h	2b	3b	hr	rbi	tb	slg%	bb	hbp	so	gdp	ob%	sf	sh	sb-att	po	a	e	fld%
2019	.225	21-8	40	7	9	4	0	0	2	13	.325	6	0	11	1	.326	0	0	0-0	50	7	1	.983
2020	.250	3-1	4	0	1	0	0	0	0	1	.250	0	0	2	0	.250	0	0	0-0	3	0	0	1.000
2022	.180	21-10	50	4	9	3	0	1	4	15	.300	9	0	9	1	.305	0	0	1-1	21	4	0	1.000
TOTAL	.202	45-19	94	11	19	7	0	1	6	29	.309	15	0	22	2	.312	0	0	1-1	74	11	1	.988

SINGLE-GAME HIGHS [all-time ranking]:

Hits: 2, at San Jose State, 03-18-22; at UC San Diego, 03-22-22; at Air Force, Apr 18, 2019

Doubles: 2 [t-5th], at Air Force, Apr 18, 2019

Home runs: 1 [t-7th], at San Jose State, 03-20-22

Total bases: 4, at San Jose State, 03-20-22; at Air Force, Apr 18, 2019

RBI: 2, at San Jose State, 03-20-22; at UC San Diego, 03-22-22

Runs scored: 2, at UC San Diego, 03-22-22; Seattle, Mar 17, 2019

Walks: 2, at UC San Diego, 03-22-22; at San Diego, 04-12-22; Texas Tech, Mar 06, 2019

Struck out: 3 [t-6th], Fresno State, 03-26-22

At bats: 5, at San Jose State, 03-20-22

Stolen bases: 1, at UC San Diego, 03-22-22

Field chances: 14, Air Force, Apr 19, 2019

Putouts: 10, at UC Irvine, Apr 16, 2019; New Mexico, May 18, 2019

Assists: 4, Air Force, Apr 19, 2019

Runners CS: 1, UC San Diego, 03-29-22

JONES, Avery

Year	avg	gp-gs	ab	r	h	2b	3b	hr	rbi	tb	slg%	bb	hbp	so	gdp	ob%	sf	sh	sb-att	po	a	e	fld%
2020	.000	4-1	0	0	0	0	0	0	0	0	.000	0	0	0	0	.000	0	0	0-0	0	1	0	1.000
2021	.000	3-0	0	0	0	0	0	0	0	0	.000	0	0	0	0	.000	0	0	0-0	0	0	0	.000
2022	.000	9-0	0	0	0	0	0	0	0	0	.000	0	0	0	0	.000	0	0	0-0	1	3	0	1.000
TOTAL	.000	16-1	0	0	0	0	0	0	0	0	.000	0	0	0	0	.000	0	0	0-0	1	4	0	1.000

Year	era	w-l	app	gs	cg	sho	sv	ip	h	r	er	bb	so	2b	3b	hr	bf	bavg	wp	hbp	bk	sfa	sha
2020	0.00	1-0	4	1	0	0/1	0	6.1	4	0	0	4	5	1	0	0	28	.182	1	2	0	0	0
2021	6.75	1-0	3	0	0	0/0	0	5.1	5	4	4	4	2	1	1	0	25	.250	1	1	0	0	0
2022	7.90	0-0	9	0	0	0/0	0	13.2	11	12	12	9	10	2	1	0	58	.244	1	2	0	1	1
TOTAL	5.68	2-0	16	1	0	0/1	0	25.1	20	16	16	17	17	4	2	0	111	.230	3	5	0	1	1

SINGLE-GAME HIGHS [all-time ranking]:

Innings pitched: 3.1, at UC Irvine, Feb 25, 2020

Walks allowed: 2, 4 times

Strikeouts: 4, Fresno State, 03-26-22

Batters faced: 15, at UC Irvine, Feb 25, 2020

Field chances: 1, 5 times

Putouts: 1, Fresno State, 03-26-22

Assists: 1, 4 times

Runners CS: 1, at San Jose State, 03-20-22; Fresno State, 03-26-22

Individual Career History

LEBEAU, Kenny

Year	avg	gp-gs	ab	r	h	2b	3b	hr	rbi	tb	slg%	bb	hbp	so	gdp	ob%	sf	sh	sb-att	po	a	e	fld%
2022	.139	15-10	36	7	5	2	0	0	3	7	.194	6	2	9	0	.295	0	1	0-0	10	21	2	.939
TOTAL	.139	15-10	36	7	5	2	0	0	3	7	.194	6	2	9	0	.295	0	1	0-0	10	21	2	.939

SINGLE-GAME HIGHS [all-time ranking]:

Hits: 1, 5 times

Doubles: 1, Arizona State, 03-06-22; UNLV, 03-13-22

Total bases: 2, Arizona State, 03-06-22; UNLV, 03-13-22

RBI: 2, Hawai'i, 02-28-22

Runs scored: 2, UNLV, 03-13-22

Walks: 1, 6 times

Hit by pitch: 1, Hawai'i, 02-28-22; Arizona State, 03-04-22

Struck out: 2, Arizona State, 03-06-22; Fresno State, 03-27-22

Sac bunts: 1 [t-5th], UNLV, 03-11-22

At bats: 5, Hawai'i, 02-28-22

Field chances: 5, Arizona State, 03-04-22

Putouts: 2, UC Irvine, 03-01-22; Arizona State, 03-06-22

Assists: 3, 4 times

LEONHARDT, Brian

Year	avg	gp-gs	ab	r	h	2b	3b	hr	rbi	tb	slg%	bb	hbp	so	gdp	ob%	sf	sh	sb-att	po	a	e	fld%
2019	.272	48-45	162	20	44	14	1	1	34	63	.389	14	1	29	3	.326	4	2	2-3	258	22	10	.966
2020	.269	16-16	52	10	14	0	0	2	12	20	.385	6	0	10	3	.333	2	1	0-0	64	6	2	.972
2021	.305	46-44	151	29	46	7	1	2	47	61	.404	20	2	27	4	.374	9	0	0-2	4	3	0	1.000
2022	.222	30-27	99	14	22	3	0	3	17	34	.343	7	2	22	0	.284	1	0	1-2	106	10	2	.983
TOTAL	.272	140-132	464	73	126	24	2	8	110	178	.384	47	5	88	10	.335	16	3	3-7	432	41	14	.971

Year	era	w-l	app	gs	cq	sho	sv	ip	h	r	er	bb	so	2b	3b	hr	bf	bavg	wp	hbp	bk	sfa	sha
2019	6.62	1-0	9	2	0	0/0	0	17.2	24	13	13	12	17	3	1	1	86	.343	3	3	0	1	0
2020	2.08	0-0	4	2	0	0/0	0	8.2	6	3	2	5	7	0	0	0	41	.207	3	3	0	1	3
2021	6.19	1-2	15	7	0	0/0	0	32.0	38	29	22	15	24	9	1	4	153	.284	6	3	1	1	0
2022	9.00	0-1	3	2	0	0/0	0	6.0	9	7	6	3	9	2	0	0	33	.321	2	2	0	0	0
TOTAL	6.02	2-3	31	13	0	0/0	0	64.1	77	52	43	35	57	14	2	5	313	.295	14	11	1	3	3

SINGLE-GAME HIGHS [all-time ranking]:

Hits: 4 [t-5th], at Air Force, 05-22-21

Doubles: 2 [t-5th], LMU, Apr 09, 2019; UC Irvine, Feb 19, 2019

Triples: 1 [t-1st], San Jose State, 05-08-21; Seattle, Mar 17, 2019

Home runs: 1 [t-7th], 8 times

Total bases: 6, at Nevada, 04-01-22; at UC San Diego, Feb 28, 2021

RBI: 6 [t-1st], at Air Force, 05-22-21

Runs scored: 3, at Fresno State, 04-18-21; San Jose State, 05-08-21; at UC San Diego, Feb 28, 2021

Walks: 2, 4 times

Hit by pitch: 1, 5 times

Struck out: 2, 19 times

Sac flies: 1 [t-4th], 16 times

Sac bunts: 1 [t-5th], USC, Feb 23, 2020; Seattle, Mar 15, 2019; at LMU, Mar 19, 2019

At bats: 6 [t-8th], at UC San Diego, 03-22-22; at New Mexico, Mar 23, 2019

Stolen bases: 1, Iowa, 03-15-22; San Francisco, Feb 15, 2019; at New Mexico, Mar 24, 2019

Caught stealing: 1 [t-2nd], 4 times

Innings pitched: 4.2, at New Mexico, 05-29-21

Walks allowed: 3, 4 times

Strikeouts: 8, Hawai'i, 02-28-22

Batters faced: 21, 4 times

Field chances: 15, San Diego, Feb 26, 2019; Fresno State, Mar 29, 2019

Putouts: 15 [t-6th], Fresno State, Mar 29, 2019

Assists: 3, at Cal State Fullerton, Apr 14, 2019; Fresno State, Mar 31, 2019

Runners CS: 1, Air Force, 03-20-21

Individual Career History

MELTON, Troy

Year	avg	gp-gs	ab	r	h	2b	3b	hr	rbi	tb	slg%	bb	hbp	so	gdp	ob%	sf	sh	sb-att	po	a	e	fld%
2019	.000	4-0	0	0	0	0	0	0	0	0	.000	0	0	0	0	.000	0	0	0-0	0	0	0	.000
2020	.000	4-4	0	0	0	0	0	0	0	0	.000	0	0	0	0	.000	0	0	0-0	1	3	1	.800
2021	.000	15-15	0	0	0	0	0	0	0	0	.000	0	0	0	0	.000	0	0	0-0	2	10	1	.923
2022	.000	6-5	0	0	0	0	0	0	0	0	.000	0	0	0	0	.000	0	0	0-0	2	4	0	1.000
TOTAL	.000	29-24	0	0	0	0	0	0	0	0	.000	0	0	0	0	.000	0	0	0-0	5	17	2	.917

Year	era	w-l	app	gs	cg	sho	sv	ip	h	r	er	bb	so	2b	3b	hr	bf	bavg	wp	hbp	bk	sfa	sha
2019	6.75	0-0	4	0	0	0/0	0	2.2	6	3	2	0	5	0	0	1	16	.429	0	2	0	0	0
2020	3.22	3-1	4	4	0	0/1	0	22.1	15	9	8	9	26	1	0	3	91	.192	3	3	0	0	1
2021	6.14	4-5	15	15	1	1/0	0	73.1	87	59	50	30	83	18	3	12	340	.291	7	7	0	1	3
2022	1.57	1-2	5	5	0	0/0	0	23.0	15	7	4	8	30	5	0	1	96	.176	1	1	0	0	2
TOTAL	4.75	8-8	28	24	1	1/1	0	121.1	123	78	64	47	144	24	3	17	543	.258	11	13	0	1	6

SINGLE-GAME HIGHS [all-time ranking]:

Innings pitched: 7.0, 4 times

Walks allowed: 5 [t-1st], UNLV, 03-13-21

Strikeouts: 10 [t-1st], San Jose State, 04-08-22

Batters faced: 27, UNLV, 03-13-21; Air Force, 03-20-21; New Mexico, 04-02-21

Field chances: 3, Fresno State, 03-25-22

Putouts: 1, 5 times

Assists: 2, 6 times

Runners CS: 2 [t-2nd], at New Mexico, 05-28-21

MILLER, Caden

Year	avg	gp-gs	ab	r	h	2b	3b	hr	rbi	tb	slg%	bb	hbp	so	gdp	ob%	sf	sh	sb-att	po	a	e	fld%
2020	.053	9-8	19	1	1	0	0	0	1	1	.053	3	1	8	0	.217	0	2	0-0	15	24	3	.929
2021	.345	44-44	148	43	51	6	3	0	30	63	.426	25	8	28	2	.464	0	1	8-8	65	103	3	.982
2022	.289	32-32	121	15	35	0	2	2	16	45	.372	18	9	24	0	.416	1	1	12-14	33	76	9	.924
TOTAL	.302	85-84	288	59	87	6	5	2	47	109	.378	46	18	60	2	.428	1	4	20-22	113	203	15	.955

SINGLE-GAME HIGHS [all-time ranking]:

Hits: 3, 4 times

Doubles: 1, 6 times

Triples: 1 [t-1st], 5 times

Home runs: 1 [t-7th], Arizona State, 03-05-22; Fresno State, 03-26-22

Total bases: 5, at UC San Diego, 03-22-22; Fresno State, 03-26-22

RBI: 4, at UC San Diego, 03-22-22; at Fresno State, 04-18-21

Runs scored: 3, 4 times

Walks: 3 [t-2nd], New Mexico, 04-03-21; Nevada, 04-10-21

Hit by pitch: 3 [1st], Hawai'i, 02-28-22

Struck out: 2, 14 times

Sac flies: 1 [t-4th], at UC San Diego, 03-22-22

Sac bunts: 1 [t-5th], 4 times

At bats: 6 [t-8th], at Nevada, 04-01-22

Stolen bases: 3 [t-1st], UC San Diego, 03-29-22

Caught stealing: 1 [t-2nd], vs Houston, 02-19-22; San Jose State, 04-09-22

Field chances: 10, at San Jose State, 03-18-22

Putouts: 4, 7 times

Assists: 8 [t-1st], at San Jose State, 03-18-22

Individual Career History

MONTROYA, Shaun

Year	avg	gp-gs	ab	r	h	2b	3b	hr	rbi	tb	slg%	bb	hbp	so	gdp	ob%	sf	sh	sb-att	po	a	e	fld%
2022	.264	19-16	53	4	14	1	0	0	2	15	.283	8	0	15	0	.361	0	0	4-6	27	2	1	.967
TOTAL	.264	19-16	53	4	14	1	0	0	2	15	.283	8	0	15	0	.361	0	0	4-6	27	2	1	.967

SINGLE-GAME HIGHS [all-time ranking]:

Hits: 2, 5 times

Doubles: 1, at San Diego, 04-12-22

Total bases: 2, 6 times

RBI: 1, Utah, 02-27-22; San Jose State, 04-09-22

Runs scored: 1, 4 times

Walks: 2, San Jose State, 04-09-22

Struck out: 2, Hawai'i, 02-28-22; UNLV, 03-12-22; Iowa, 03-15-22

At bats: 5, at Nevada, 04-01-22

Stolen bases: 1, 4 times

Caught stealing: 1 [1-2nd], vs California, 02-20-22; Fresno State, 03-27-22

Field chances: 4, at Nevada, 04-03-22; San Jose State, 04-08-22

Putouts: 4, San Jose State, 04-08-22

Assists: 1, at Nevada, 04-03-22; at San Diego, 04-12-22

PYATT, Fisher

Year	avg	gp-gs	ab	r	h	2b	3b	hr	rbi	tb	slg%	bb	hbp	so	gdp	ob%	sf	sh	sb-att	po	a	e	fld%
2021	.240	19-15	50	8	12	2	0	0	0	14	.280	8	5	10	1	.397	0	0	0-0	14	17	5	.861
2022	.000	2-0	2	0	0	0	0	0	0	0	.000	0	0	2	0	.000	0	0	0-0	0	1	0	1.000
TOTAL	.231	21-15	52	8	12	2	0	0	0	14	.269	8	5	12	1	.385	0	0	0-0	14	18	5	.865

SINGLE-GAME HIGHS [all-time ranking]:

Hits: 3, New Mexico, 04-03-21

Doubles: 1, Nevada, 04-10-21; Dixie State, 04-24-21

Total bases: 3, New Mexico, 04-03-21

Runs scored: 2, New Mexico, 04-03-21; at San Jose State, Mar 27, 2021

Walks: 2, Nevada, 04-10-21; Nevada, 04-11-21

Hit by pitch: 1, UNLV, 03-13-21; Dixie State, 04-24-21; at San Jose State, Mar 27, 2021

Struck out: 2, San Jose State, 05-08-21

At bats: 5, Nevada, 04-10-21

Field chances: 5, UNLV, 03-13-21

Putouts: 2, UNLV, 03-13-21; Dixie State, 04-25-21

Assists: 3, UNLV, 03-13-21

Individual Career History

RHEE, Charlie

Year	avg	gp-gs	ab	r	h	2b	3b	hr	rbi	tb	slg%	bb	hbp	so	gdp	ob%	sf	sh	sb-att	po	a	e	fld%
2021	.200	13-1	10	3	2	0	0	0	1	2	.200	2	0	1	0	.333	0	0	0-0	10	0	0	1.000
2022	.167	13-5	18	1	3	0	0	0	3	3	.167	5	0	5	0	.348	0	1	1-1	9	5	0	1.000
TOTAL	.179	26-6	28	4	5	0	0	0	4	5	.179	7	0	6	0	.343	0	1	1-1	19	5	0	1.000

SINGLE-GAME HIGHS [all-time ranking]:

Hits: 1, 5 times

Total bases: 1, 5 times

RBI: 2, at UC Irvine, Feb 22, 2022

Runs scored: 1, 4 times

Walks: 4 [1st], San Jose State, 04-09-22

Struck out: 2, at San Jose State, 03-19-22

Sac bunts: 1 [t-5th], at San Diego, 04-12-22

At bats: 4, UC San Diego, 02-27-21; San Jose State, 04-10-22

Stolen bases: 1, San Jose State, 04-09-22

Field chances: 5, UC San Diego, 02-27-21; San Jose State, 04-10-22; at San Diego, 04-12-22

Putouts: 5, UC San Diego, 02-27-21

Assists: 3, San Jose State, 04-10-22

RODRIGUEZ, Alex

Year	avg	gp-gs	ab	r	h	2b	3b	hr	rbi	tb	slg%	bb	hbp	so	gdp	ob%	sf	sh	sb-att	po	a	e	fld%
2022	.150	19-15	40	3	6	0	0	0	2	6	.150	3	3	19	0	.261	0	2	1-2	26	27	1	.981
TOTAL	.150	19-15	40	3	6	0	0	0	2	6	.150	3	3	19	0	.261	0	2	1-2	26	27	1	.981

SINGLE-GAME HIGHS [all-time ranking]:

Hits: 3, vs TCU, 02-18-22

Total bases: 3, vs TCU, 02-18-22

RBI: 1, vs TCU, 02-18-22; Hawai'i, 02-28-22

Runs scored: 1, vs Houston, 02-19-22; Hawai'i, 02-25-22; Arizona State, 03-05-22

Walks: 1, vs Houston, 02-19-22; Fresno State, 03-25-22; at UC Irvine, Feb 22, 2022

Hit by pitch: 1, vs Houston, 02-19-22; Hawai'i, 02-28-22; UNLV, 03-11-22

Struck out: 2, 5 times

Sac bunts: 1 [t-5th], UC Irvine, 03-01-22; Arizona State, 03-06-22

At bats: 4, vs TCU, 02-18-22; Iowa, 03-15-22

Stolen bases: 1, Hawai'i, 02-28-22

Caught stealing: 1 [t-2nd], vs TCU, 02-18-22

Field chances: 8, Arizona State, 03-05-22

Putouts: 4, UC Irvine, 03-01-22; Arizona State, 03-05-22

Assists: 4, Arizona State, 03-05-22

Individual Career History

RUIZ, Poncho

Year	avg	gp-gs	ab	r	h	2b	3b	hr	rbi	tb	slg%	bb	hbp	so	gdp	ob%	sf	sh	sb-att	po	a	e	fld%
2021	.300	21-13	60	13	18	1	1	3	20	30	.500	5	0	8	5	.348	1	0	1-1	71	6	1	.987
2022	.270	32-32	122	19	33	6	1	3	16	50	.410	20	2	27	0	.377	2	0	1-1	243	28	6	.978
TOTAL	.280	53-45	182	32	51	7	2	6	36	80	.440	25	2	35	5	.368	3	0	2-2	314	34	7	.980

SINGLE-GAME HIGHS [all-time ranking]:

Hits: 4 [t-5th], at Nevada, 04-01-22; at Air Force, 05-23-21
 Doubles: 2 [t-5th], at Nevada, 04-01-22
 Triples: 1 [t-1st], Fresno State, 03-26-22; at New Mexico, 05-29-21
 Home runs: 1 [t-7th], 6 times
 Total bases: 6, at Nevada, 04-01-22
 RBI: 4, San Jose State, 05-09-21
 Runs scored: 2, 8 times
 Walks: 3 [t-2nd], at San Jose State, 03-19-22
 Hit by pitch: 1, Hawai'i, 02-25-22; UNLV, 03-13-22
 Struck out: 3 [t-6th], 4 times
 Sac flies: 1 [t-4th], vs Houston, 02-19-22; UNLV, 03-13-22; Dixie State, 04-24-21
 At bats: 6 [t-8th], at Nevada, 04-02-22; San Jose State, 04-09-22; at Air Force, 05-23-21
 Stolen bases: 1, Fresno State, 03-25-22; at Air Force, 05-22-21
 Field chances: 19 [1st], Hawai'i, 02-28-22
 Putouts: 18 [1st], Hawai'i, 02-28-22
 Assists: 4, Long Beach State, 04-05-22
 Runners CS: 2 [t-2nd], vs Houston, 02-19-22; Long Beach State, 04-05-22

SAUER, Kelena

Year	avg	gp-gs	ab	r	h	2b	3b	hr	rbi	tb	slg%	bb	hbp	so	gdp	ob%	sf	sh	sb-att	po	a	e	fld%
2021	.000	14-1	0	0	0	0	0	0	0	0	.000	0	0	0	0	.000	0	0	0-0	1	0	0	1.000
2022	.000	7-7	0	0	0	0	0	0	0	0	.000	0	0	0	0	.000	0	0	0-0	1	5	5	.545
TOTAL	.000	21-8	0	0	0	0	0	0	0	0	.000	0	0	0	0	.000	0	0	0-0	2	5	5	.583

Year	era	w-l	app	gs	cq	sho	sv	ip	h	r	er	bb	so	2b	3b	hr	bf	bavg	wp	hbp	bk	sfa	sha
2021	4.20	1-0	14	1	0	0/1	1	15.0	14	10	7	14	19	2	0	1	76	.246	4	2	0	2	1
2022	5.34	1-5	7	7	0	0/0	0	28.2	31	26	17	17	29	6	3	3	144	.270	12	9	0	1	2
TOTAL	4.95	2-5	21	8	0	0/1	1	43.2	45	36	24	31	48	8	3	4	220	.262	16	11	0	3	3

SINGLE-GAME HIGHS [all-time ranking]:

Innings pitched: 6.1, Arizona State, 03-05-22
 Walks allowed: 5 [t-1st], at San Jose State, 03-19-22
 Strikeouts: 9 [t-5th], UNLV, 03-12-22
 Batters faced: 31 [t-7th], Arizona State, 03-05-22
 Field chances: 6, Arizona State, 03-05-22
 Putouts: 1, Arizona State, 03-05-22; New Mexico, 04-03-21
 Assists: 3, Arizona State, 03-05-22
 Runners CS: 2 [t-2nd], vs Houston, 02-19-22

Individual Career History

SERRANO, Omar

Year	avg	gp-gs	ab	r	h	2b	3b	hr	rbi	tb	slg%	bb	hbp	so	gdp	ob%	sf	sh	sb-att	po	a	e	fld%
2022	.000	6-1	0	0	0	0	0	0	0	0	.000	0	0	0	0	.000	0	0	0-0	0	0	0	.000
TOTAL	.000	6-1	0	0	0	0	0	0	0	0	.000	0	0	0	0	.000	0	0	0-0	0	0	0	.000

Year	era	w-l	app	gs	cg	sho	sv	ip	h	r	er	bb	so	2b	3b	hr	bf	bavg	wp	hbp	bk	sfa	sha
2022	4.50	0-2	6	1	0	0/0	0	8.0	5	7	4	10	12	2	0	0	41	.179	1	3	0	0	0
TOTAL	4.50	0-2	6	1	0	0/0	0	8.0	5	7	4	10	12	2	0	0	41	.179	1	3	0	0	0

SINGLE-GAME HIGHS [all-time ranking]:

Innings pitched: 3.0, at San Diego, 04-12-22

Walks allowed: 3, UC San Diego, 03-29-22; San Jose State, 04-09-22

Strikeouts: 4, UC San Diego, 03-29-22; at San Diego, 04-12-22

Batters faced: 13, at San Diego, 04-12-22

Runners CS: 1, UC San Diego, 03-29-22

SIPE, Evan

Year	avg	gp-gs	ab	r	h	2b	3b	hr	rbi	tb	slg%	bb	hbp	so	gdp	ob%	sf	sh	sb-att	po	a	e	fld%
2022	.000	3-0	0	0	0	0	0	0	0	0	.000	1	1	0	0	1.000	0	0	0-0	1	0	0	1.000
TOTAL	.000	3-0	0	0	0	0	0	0	0	0	.000	1	1	0	0	1.000	0	0	0-0	1	0	0	1.000

SINGLE-GAME HIGHS [all-time ranking]:

Walks: 1, at San Diego, 04-12-22

Hit by pitch: 1, at UC Irvine, Feb 22, 2022

Field chances: 1, at UC Irvine, Feb 22, 2022

Putouts: 1, at UC Irvine, Feb 22, 2022

Individual Career History

TIBBETT, Ricky

Year	avg	gp-gs	ab	r	h	2b	3b	hr	rbi	tb	slg%	bb	hbp	so	gdp	ob%	sf	sh	sb-att	po	a	e	fld%
2020	.000	3-0	0	0	0	0	0	0	0	0	.000	0	0	0	0	.000	0	0	0-0	0	0	0	.000
2021	.000	16-7	0	0	0	0	0	0	0	0	.000	0	0	0	0	.000	0	0	0-0	2	7	0	1.000
2022	.000	13-0	0	0	0	0	0	0	0	0	.000	0	0	0	0	.000	0	0	0-0	0	1	1	.500
TOTAL	.000	32-7	0	0	0	0	0	0	0	0	.000	0	0	0	0	.000	0	0	0-0	2	8	1	.909

Year	era	w-l	app	gs	cq	sho	sv	ip	h	r	er	bb	so	2b	3b	hr	bf	bavg	wp	hbp	bk	sfa	sha
2020	0.00	1-0	3	0	0	0/0	0	5.1	4	3	0	1	2	0	0	0	20	.211	0	0	0	0	0
2021	6.62	4-2	16	7	0	0/1	0	50.1	72	39	37	10	53	11	1	11	231	.341	5	6	0	3	1
2022	4.56	0-0	13	0	0	0/0	1	23.2	26	13	12	11	21	5	1	5	109	.271	1	1	0	0	1
TOTAL	5.56	5-2	32	7	0	0/1	1	79.1	102	55	49	22	76	16	2	16	360	.313	6	7	0	3	2

SINGLE-GAME HIGHS [all-time ranking]:

Innings pitched: 6.1, at San Jose State, Mar 28, 2021

Walks allowed: 3, Fresno State, 03-27-22

Strikeouts: 8, at San Jose State, Mar 28, 2021

Batters faced: 25, at San Jose State, Mar 28, 2021

Field chances: 2, at Nevada, 05-01-21

Putouts: 1, at Nevada, 05-01-21; San Jose State, 05-08-21

Assists: 1, 8 times

Runners CS: 1, Dixie State, 04-25-21; vs UNC Greensboro, Feb 16, 2020

WEEMS, Irvin

Year	avg	gp-gs	ab	r	h	2b	3b	hr	rbi	tb	slg%	bb	hbp	so	gdp	ob%	sf	sh	sb-att	po	a	e	fld%
2022	.293	22-16	58	9	17	1	1	1	7	23	.397	7	3	13	0	.397	0	3	7-8	41	0	0	1.000
TOTAL	.293	22-16	58	9	17	1	1	1	7	23	.397	7	3	13	0	.397	0	3	7-8	41	0	0	1.000

SINGLE-GAME HIGHS [all-time ranking]:

Hits: 3, at San Jose State, 03-19-22; San Jose State, 04-10-22

Doubles: 1, UNLV, 03-13-22

Triples: 1 [t-1st], San Jose State, 04-10-22

Home runs: 1 [t-7th], at San Jose State, 03-19-22

Total bases: 6, at San Jose State, 03-19-22

RBI: 3, at San Jose State, 03-19-22

Runs scored: 2, at San Jose State, 03-19-22

Walks: 2, San Jose State, 04-09-22

Hit by pitch: 1, Fresno State, 03-26-22; Fresno State, 03-27-22; at Nevada, 04-02-22

Struck out: 2, vs Houston, 02-19-22; UNLV, 03-13-22; at UC San Diego, 03-22-22

Sac bunts: 1 [t-5th], UNLV, 03-13-22; at UC San Diego, 03-22-22; at UC Irvine, Feb 22, 2022

At bats: 5, at San Jose State, 03-19-22; at San Jose State, 03-20-22

Stolen bases: 2 [t-3rd], San Jose State, 04-09-22; San Jose State, 04-10-22

Caught stealing: 1 [t-2nd], San Jose State, 04-09-22

Field chances: 6, at San Jose State, 03-19-22; San Jose State, 04-10-22

Putouts: 6, at San Jose State, 03-19-22; San Jose State, 04-10-22

Individual Career History

ZAVOREK, Brady

Year	avg	gp-gs	ab	r	h	2b	3b	hr	rbi	tb	slg%	bb	hbp	so	gdp	ob%	sf	sh	sb-att	po	a	e	fld%
2022	.000	2-1	3	0	0	0	0	0	0	0	.000	0	0	3	0	.000	0	0	0-0	0	0	0	.000
TOTAL	.000	2-1	3	0	0	0	0	0	0	0	.000	0	0	3	0	.000	0	0	0-0	0	0	0	.000

SINGLE-GAME HIGHS [all-time ranking]:

Struck out: 2, Arizona State, 03-04-22

At bats: 2, Arizona State, 03-04-22