



# SAN DIEGO STATE BASEBALL

Media Relations Contact: Jim Solien | jsolien@sdsu.edu | O: 619-594-2576 | C: 619-341-9082 | www.GoAztecs.com | @GoAztecs

**SIX-TIME MOUNTAIN WEST TOURNAMENT CHAMPIONS 2000, 2013, 2014, 2015, 2017, 2018**

## 2022 SCHEDULE

Record: 5-19; Mountain West: 0-9  
(Home: 3-13; Away: 1-4; Neutral 1-2)

Day/Date	Opponent	Time/Result
Friday, Feb. 18	vs. TCU+	L, 3-5
Saturday, Feb. 19	vs. Houston+	W, 4-3
Sunday, Feb. 20	vs. California+	L, 3-6
Tuesday, Feb. 22	at UC Irvine	L, 3-13
Friday, Feb. 25	Hawai'i^	W, 7-1
Saturday, Feb. 26	Utah^	L, 0-4
Sunday, Feb. 27	Utah^	W, 4-3 (7)
Monday, Feb. 28	Hawai'i	L, 5-8 (15)
Tuesday, March 1	UC Irvine	L, 2-3
Friday, March 4	Arizona State	L, 5-13
Saturday, March 5	Arizona State	L, 4-6
Sunday, March 6	Arizona State	W, 4-3
Friday, March 11	UNLV*	L, 2-5
Saturday, March 12	UNLV*	L, 3-4
Sunday, March 13	UNLV*	L, 8-10
Tuesday, March 15	Iowa	L, 4-6
Friday, March 18	at San José State*	L, 2-3
Saturday, March 19	at San José State*	L, 7-8
Sunday, March 20	at San José State*	L, 8-9
Tuesday, March 22	at UC San Diego	W, 14-7
Friday, March 25	Fresno State*	L, 1-3
Saturday, March 26	Fresno State*	L, 2-8
Sunday, March 27	Fresno State*	L, 0-4
Tuesday, March 29	UC San Diego	L, 0-4
Friday, April 1	at Nevada*	6 p.m. PT
Saturday, April 2	at Nevada*	6 p.m. PT
Sunday, April 3	at Nevada*	1 p.m. PT
Tuesday, April 5	Long Beach State	6 p.m. PT
Friday, April 8	San José State*	6 p.m. PT
Saturday, April 9	San José State*	6 p.m. PT
Sunday, April 10	San José State*	1 p.m. PT
Tuesday, April 12	at San Diego	6 p.m. PT
Thursday, April 14	at New Mexico*	6 p.m. MT
Friday, April 15	at New Mexico*	6 p.m. MT
Saturday, April 16	at New Mexico*	1 p.m. MT
Monday, April 18	San Diego	6 p.m. PT
Tuesday, April 19	at UC San Diego	6 p.m. PT
Thursday, April 21	Grand Canyon	6 p.m. PT
Friday, April 22	Grand Canyon	6 p.m. PT
Saturday, April 23	Stanford	6 p.m. PT
Sunday, April 24	Stanford	1 p.m. PT
Friday, April 29	at Fresno State*	6 p.m. PT
Saturday, April 30	at Fresno State*	3 p.m. PT
Sunday, May 1	at Fresno State*	1 p.m. PT
Tuesday, May 3	UC San Diego	6 p.m. PT
Wednesday, May 4	CSUN	6 p.m. PT
Friday, May 6	Air Force*	6 p.m. PT
Saturday, May 7	Air Force*	6 p.m. PT
Sunday, May 8	Air Force*	1 p.m. PT
Friday, May 13	Nevada*	6 p.m. PT
Saturday, May 14	Nevada*	6 p.m. PT
Sunday, May 15	Nevada*	1 p.m. PT
Thursday, May 19	at UNLV*	6 p.m. PT
Friday, May 20	at UNLV*	6 p.m. PT
Saturday, May 21	at UNLV*	Noon PT
Thurs.-Sun. May 26-29	Mountain West Tournament (San Diego, Calif.)	

+ - MLB4 Tournament (Scottsdale, Ariz.)  
^ - Tony Gwynn Legacy (San Diego, Calif.)  
\* - Mountain West game

## Game Week Preview

### San Diego State (5-19, 0-9 MW) at Nevada (11-12, 5-3 MW)

Friday, April 1 | 6 p.m. PT | Peccole Park

Coverage: Live Stats | MW Network

SDSU: Troy Melton, RHP (0-1, 1.64 ERA, 11.0 IP)

NEV: Peyton Stumbo, RHP (4-0, 3.57 ERA, 22.2 IP)

Sunday, April 3 | 1 p.m. PT | Peccole Park

Coverage: Live Stats | MW Network

SDSU: TJ Fondtain, LHP (1-3, 4.30 ERA, 29.1 IP)

NEV: Casey Burfield, RHP (1-1, 8.44 ERA, 21.1 IP)

Saturday, April 2 | 6 p.m. PT | Peccole Park

Coverage: Live Stats | MW Network

SDSU: Kelena Sauer, RHP (1-4, 4.50 ERA, 28.0 IP)

NEV: Cam Walty, RHP (1-3, 5.23 ERA, 32.2 IP)



SDSU	Overall Statistical Comparison	NEV
.226	Batting Average	.311
.334	On Base Percentage	.411
.304	Slugging Percentage	.463
4.64	Earned Run Average	6.89
1.97	Strikeout/Walk Ratio	1.30
.242	Opponent Batting Average	.299
.961	Fielding Percentage	.970

**All-Time Series Record: Nevada leads 35-23**

### WHAT'S ON TAP FOR AZTEC BASEBALL

- > San Diego State embarks on the second road trip of its Mountain West schedule this weekend when it travels to the Silver State for a three-game series against Nevada, April 1-3, at Don Weir Field at Peccole Park.
- > The first two meetings with the Wolf Pack in Reno are scheduled to get underway at 6 p.m. PT, while Sunday's finale is scheduled for a 1 p.m. start.
- > In addition to live stats, all three games will be streamed live via the Mountain West Network, with links to both platforms available on GoAztecs.com.

### SETTING THE SCENE

- > SDSU will be looking to put the brakes on a four-game losing streak after dropping a 4-0 decision at home to UC San Diego on Tuesday night.
- > Prior to the Aztecs-Tritons clash at Tony Gwynn Stadium, San Diego State held a moment of silence to honor Hall of Fame head coach Jim Dietz, who passed away on March 27 at the age of 83. Dietz guided the Aztec program for 31 seasons from 1972-2002, compiling a record of 1,231-750-18 (.620), which ranked seventh nationally among active Division I coaches at the time of his retirement.
- > As a staff, Aztec pitchers lead the Mountain West in strikeouts (238), opposing team batting average (.242) and fewest hits allowed (199) while ranking second in team ERA (4.64).
- > On the national stage, SDSU ranks 61st in the country with a league-leading strikeouts per nine innings.
- > Individually, three Aztec pitchers find themselves among the conference leaders in ERA, including TJ Fondtain (4.30), who ranks seventh, while Kelena Sauer (4.50) occupies the ninth spot, followed by Jacob Flores (4.67), who is slotted 11th.
- > In addition, the aforementioned trio has landed in the MW top 10 this week in opposing team batting average, led by Fondtain (2nd, .208), Flores (6th, .243) and Sauer (8th, .261).
- > Not to be outdone, the Aztec triumvirate are also ranked near the top of the league in strikeouts, paced by Flores (6th, 30), Sauer (7th, 28) and Fondtain (10th, 24). Sauer also occupies the ninth position in fewest hits allowed (29).
- > Aztec right-hander Troy Melton, who has missed the first three weeks of the 2022 campaign is expected to make his fourth consecutive start on Friday against Nevada. Melton was named to the preseason all-Mountain West team in February.
- > Offensively, Caden Miller continues to be a bright spot for SDSU, hitting .429 over his last 10 games (15-35) with six RBIs and five runs scored. The Aztec shortstop tops the squad with a .341 average for the season and is tied for the conference lead with 10 stolen bases. Against UCSD on Tuesday, Miller set a career high with three steals.
- > As a team, SDSU leads the league with 29 stolen bases and 40 attempts while ranking second with 14 sacrifice bunts.
- > Following this weekend's series with the Wolf Pack, SDSU will play host to Long Beach State on Tuesday, April 5, starting at 6 p.m.

### PROJECTED AZTEC STARTERS (Based on recent trends)

Position	Players	Avg.	AB	R	H	2B	3B	HR	RBI	BB	SO	SB-ATT
C	Poncho Ruiz	.259	85	11	22	4	1	1	11	18	17	1-1
1B	Brian Leonhardt	.209	67	9	14	1	0	2	9	4	17	1-1
2B	Cole Carrigg	.299	87	11	26	3	1	1	13	3	16	5-7
SS	Caden Miller	.341	88	13	30	0	1	2	12	16	18	10-11
3B	Tino Bethancourt	.211	57	9	12	1	0	1	6	9	16	2-3
LF	Johnny Giannola or	.194	62	8	12	3	2	0	5	7	10	3-5
	Xavier Carter	.133	15	1	2	0	0	0	1	3	2	0-0
CF	Shaun Montoya or	.250	24	2	6	0	0	0	1	3	10	1-3
	Irvin Weems	.239	46	6	11	1	0	1	4	5	12	3-3
RF	Tyler Glowacki	.268	71	6	19	4	0	0	7	13	10	1-2
DH	Deron Johnson	.205	39	4	8	2	0	1	4	6	6	1-1

Pitching Rotation	ERA	W-L	G-GS-CG	Sv	IP	H	R	ER	BB	SO	B/Avg.
Fri. Troy Melton	1.64	0-1	3-3-0	0	11.0	7	4	2	5	14	.171
Sat. Kelena Sauer	4.50	1-4	6-6-0	0	28.0	29	20	14	16	28	.261
Sun. TJ Fondtain	4.30	1-3	6-5-0	0	29.1	22	15	14	12	24	.208

## Week 7: at Nevada

### GENERAL INFORMATION

Location .....	San Diego, Calif.
Founded .....	1897
Enrollment .....	33,870
Nickname .....	Aztecs
Mascot .....	Aztec Warrior
Colors .....	Scarlet and Black (Pantone 187)
Conference .....	Mountain West
Affiliation .....	Division I
President .....	Dr. Adela de la Torre
Director of Athletics .....	John David Wicker
Faculty Representative .....	Patrick Papin

### BASEBALL COACHING STAFF

Head Coach .....	Mark Martinez (Mesa State '84)
Overall Record .....	220-169 (Eighth year)
Record at SDSU .....	220-169 (Eighth year)
Assistant Coach/Pitching Coach .....	Shaun Cole (William Penn '04)
Assistant Coach .....	Sergio Brown (Cal State Fullerton '95)
Volunteer Assistant Coach .....	Chris Doyle (SDSU '17)
Baseball Office Phone .....	(619) 594-6889

### BASEBALL SUPPORT STAFF

Director of Player Development/Camp Coordinator .....	Eric Lally
Student Manager .....	Justin Lawrence
Athletic Trainer .....	Bronson Santillan
Strength and Conditioning .....	James Chassin

### BASEBALL FACTS

2021 Record .....	30-16
2021 MW Record .....	22-14
Lettermen Returning/Lost .....	16/18
Position Starters Returning/Lost .....	2/6
Pitchers Returning/Lost .....	6/12
Total Players Returning .....	23
Newcomers .....	15
Incoming Freshmen .....	10
Division I Transfers .....	3
JC Transfers .....	2

### FACILITY

Home Field .....	Tony Gwynn Stadium
Capacity .....	3,000
Surface .....	Natural Grass
Outfield Distances .....	340-365-410-365-340

### SDSU MEDIA RELATIONS

Senior Assoc. AD Media Relations .....	Mike May
Office Phone .....	(619) 594-5547
Baseball Contact .....	Jim Solien
E-Mail .....	jsolien@sdsu.edu
Office Phone .....	(619) 594-2576
Athletics Website .....	www.goaztecs.com
Twitter/Instagram .....	@goaztecs



### HEAD COACH MARK MARTINEZ

> Mark Martinez is in his eighth season as head coach of the Aztecs and 17th overall as a member of the San Diego State staff after succeeding the late Tony Gwynn on August 20, 2014. He is just the fifth head coach in SDSU history since baseball was elevated to major sport status in 1936.

> During his tenure as the Aztecs' head coach, Martinez has compiled a 220-169 record (.566), highlighted by three Mountain West tournament championships in 2015, 2017 and 2018. He has also posted a 106-87 ledger (.549) in conference regular-season games.

> Since 2015, SDSU has garnered 30 all-Mountain West accolades under Martinez's tutelage, including back-to-back MW Pitchers of the Year Brett Seeburger (2017) and Garrett Hill (2018), as well as 2017 MW Player of the Year Danny Sheehan.

> Additionally, Martinez has mentored three freshman All-Americans in Chase Calabuig (2015), Casey Schmitt (2018) and Jaden Fein (2019), with the latter also receiving Mountain West Co-Freshman of the Year distinction last year.

> In 2017, Martinez recorded his 100th victory for the Scarlet and Black, becoming the fastest head coach in program history to reach the century mark in wins.

> Not to be outdone, Martinez also became the fastest head coach in Mountain West history to win three conference championships when the Aztecs captured the title in 2018.

> Martinez was hired as an assistant coach for the Aztecs in July of 2005 and served for nine years under head coach Tony Gwynn. During that time, he was promoted to the position of associate head coach.

> Since his arrival on The Mesa as an assistant coach, Martinez has witnessed 49 SDSU players get drafted into the professional ranks, with 10 of those selections making the major leagues (Stephen Strasburg, Addison Reed, Justin Masterson, Bruce Billings, Quintin Berry, Lance Zawadzki, Greg Allen, Ty France, Seby Zavala and Alan Trejo).

> Prior to his arrival at San Diego State, Martinez was an assistant coach at New Mexico for 17 seasons from 1989-2005. During his time as a hitting and infield coach, he helped develop the Lobos into one of the most prominent offensive teams in the country, with UNM ranking among the top 11 nationally in hitting over his final four seasons.

> Martinez served as an assistant at his alma mater, Mesa State College (now Colorado Mesa University) in Grand Junction, Colorado, from 1984-88. He played shortstop at the school from 1982-84, earning all-conference and all-district honors as a senior.

> Martinez graduated from Mesa State College (now Colorado Mesa) with a bachelor's degree in physical education in 1984 and completed his master's in sports administration at New Mexico in 1990.

> During the offseason, Martinez signed a three-year contract extension that will keep him at San Diego State through the 2026 season.

### 2022 AZTEC BASEBALL ROSTER

No.	Player	Pos.	B-T	Ht.	Wt.	Yr.	Hometown / Last School
1	Caden Miller	IF	S-R	5-11	180	So.	Newhall, Calif. / Bishop Alemany HS
2	Brady Zavorek	IF	R-R	5-11	175	Fr.	Fresno, Calif. / Bullard HS
3	Kenny LeBeau	IF	L-R	5-10	175	R-Jr.	Granite Bay, Calif. / Sierra College
5	Fisher Pyatt	IF	S-R	6-0	180	So.	San Diego, Calif. / St. Augustine HS
8	Cole Carrigg	C/UTL	S-R	6-2	180	So.	Turlock, Calif. / Turlock HS
9	Charlie Rhee	OF	R-R	5-10	175	So.	San Diego, Calif. / St. Augustine HS
10	Tino Bethancourt	IF	R-R	6-2	190	R-Fr.	El Dorado Hills, Calif. / Oak Ridge HS
11	Avery Jones	RHP	R-R	6-6	215	Sr.	Gig Harbor Wash. / Central Arizona College
12	Max Foxcroft	IF	L-R	5-9	170	So.	Newport Coast, Calif. / Oregon
13	Alex Rodriguez	IF	R-R	6-2	180	R-Fr.	Upland, Calif. / USC
14	Irvin Weems	OF	R-R	6-0	190	Fr.	Las Vegas, Nev. / Durango HS
15	Xavier Carter	OF/IF	L-L	6-4	210	R-So.	Sacramento, Calif. / Capital Christian HS
18	Tyler Glowacki	OF	L-L	5-10	190	Fr.	San Diego, Calif. / Santana HS
21	Brian Leonhardt	IF/LHP	L-L	6-2	200	Jr.	San Diego, Calif. / Eastlake HS
22	Chris Canada	LHP	L-L	6-7	205	Fr.	Orange, Calif. / Orange Lutheran HS
23	Jonny Guzman	RHP	R-R	6-2	190	R-So.	Orange, Calif. / Orange Lutheran HS
24	Poncho Ruiz	C	R-R	6-2	195	So.	Tijuana, Mexico / Mater Dei HS (Chula Vista, Calif.)
25	Hunter Hargett	RHP	R-R	6-2	185	Fr.	San Diego, Calif. / Point Loma HS
26	Omar Serrano	RHP	R-R	6-4	170	Fr.	Downey, Calif. / Downey HS
27	Joseph Ingrassia	LHP	L-L	6-2	180	Fr.	San Diego, Calif. / Valhalla HS
28	TJ Fondtain	IF/LHP	L-L	6-4	190	So.	Clovis, Calif. / Buchanan HS
29	Robert Brodell	RHP	R-R	6-0	195	Jr.	Brawley, Calif. / Imperial Valley College
30	Hunter Cranton	RHP	R-R	6-3	195	R-So.	San Juan Capistrano, Calif. / Saddleback College
31	Blake Butcher	IF	L-R	6-0	200	Fr.	Newport Beach, Calif. / Corona del Mar HS
32	Ricky Tibbett	RHP	L-R	6-2	175	So.	San Diego, Calif. / Eastlake HS
35	Julian Jackson	RHP	L-R	6-8	225	So.	Powder Springs, Ga. / Eastern Kentucky
36	Jacob Flores	LHP	L-L	6-4	215	Fr.	Oxnard, Calif. / Rio Mesa HS
38	Ryan Faulks	RHP/IF	R-R	6-2	170	Fr.	Rancho Santa Margarita, Calif. / Trabuco Hills HS
39	Troy Melton	RHP	R-R	6-4	190	R-So.	Anaheim, Calif. / Canyon HS
40	Jaden Bercovich	RHP	R-R	6-2	210	Jr.	Reno, Nev. / Damonte HS
41	Deron Johnson	C	L-R	6-0	195	Jr.	Poway, Calif. / Poway HS
42	Shaun Montoya	OF	L-R	5-11	160	R-Fr.	Rancho Cucamonga, Calif. / UC Irvine
46	Trevor Hazelhurst	OF	L-L	6-2	210	R-So.	San Diego, Calif. / Grossmont College
47	Eldridge Armstrong III	RHP	R-R	6-2	205	Fr.	Simi Valley, Calif. / Monte Vista Academy
48	Johnny Giannola	UTL	R-R	5-11	210	R-Fr.	Dana Point, Calif. / Santa Margarita Catholic HS
50	Kelena Sauer	RHP	R-R	6-3	205	So.	Honolulu, Hawai'i / Kamehameha HS

**Head Coach:** 7 Mark Martinez (Mesa State, 1984; New Mexico, 1990), Eighth season

**Assistant Coach/Pitching Coach:** 0 Shaun Cole (William Penn, 2004), First season

**Assistant Coach/Recruiting Coordinator:** 20 Sergio Brown (Cal State Fullerton, 1995), First season

**Volunteer Assistant Coach:** 33 Chris Doyle (San Diego State, 2017)

**Director of Player Development/Camp Coordinator:** Eric Lally

## Week 7: at Nevada

### AZTEC WEEKEND ROTATION

> For the third consecutive weekend, San Diego State will employ the starting rotation of Troy Melton, Kelena Sauer and TJ Fondtain.

> Melton (0-1, 1.64 ERA) is slated to take the hill for Friday's series opener against the Wolf Pack. The Aztec right-hander made his third start of the year against Fresno State on March 25, striking out a season-high six batters in 4 1/3 innings. However, Melton was tagged with the loss after giving up two runs on four hits and three walks. In his previous start at San José State on March 18, the Anaheim, California, native yielded two unearned runs on three hits and one walk against four strikeouts in 4 2/3 innings, but did not factor in the decision. Last season, Melton finished among the Mountain West leaders in several categories, including strikeouts (2nd, 83), innings pitched (4th, 73.1), opposing batting average (8th, .291), wins (T-10th, 4), ERA (11th, 6.14) and fewest walks allowed (T-15th, 30). He also issued one walk or less in eight starts. For his efforts, he was named to the preseason all-MW team prior to the 2022 campaign.

> On Saturday, Kelena Sauer (1-4, 4.50 ERA) is expected to get the call for the Scarlet and Black after a four-inning stint against Fresno State on March 26, when he gave up five runs (one unearned) on five hits and three walks against only one strikeout, his lowest total of the year. Despite a victory drought in his last five starts, the Aztec right-hander still finds himself among the Mountain West leaders in several main categories this week, including strikeouts (T-7th, 28), ERA (9th, 4.50), opposing batting average (8th, .261), fewest hits allowed (8th, 24) and fewest walks allowed (T-13th, 16). Against UNLV at home on March 12, Sauer struck out a career-high nine batters and gave up just one hit through the first five innings but was pulled in the top of the sixth after issuing a leadoff walk. On Feb. 19, he emerged as the winning pitcher in SDSU's 4-3 victory over Houston at the MLB4 Tournament. Against the Cougars, the Mililani, Hawai'i, product fanned six batters over five innings, surrendering just one run on three hits and two walks. As a true freshman in 2021, Sauer posted a 1-0 record with a 4.20 ERA, one save and 19 strikeouts in 15.0 innings over 14 games. In addition, he held opponents scoreless in his first four appearances and eight for the year.

> Meanwhile, TJ Fondtain (1-4, 4.30 ERA) is pegged to make his fourth straight start and seventh of the season in Sunday's series finale. In his previous start against Fresno State on March 27, the SDSU left-hander retired the first nine batters he faced until giving up three runs on two hits and three walks in the fateful fourth inning, as the Bulldogs ultimately prevailed 4-0. Fondtain returned to the rotation at San José State on March 20 and went six innings to tie his season-long stint but did not factor in the decision after yielding five runs on six hits and one walk in six innings to go with a trio of strikeouts. Despite a bullpen appearance vs. UNLV on March 11, he still ranks eighth in the MW this week with 29.1 innings pitched. In addition, the Clovis, California, native finds himself among the conference leaders in opposing batting average (2nd, .208), fewest hits allowed (T-3rd, 22), ERA (7th, 4.30) and fewest walks allowed (T-8th, 12). Fondtain garnered Mountain West Pitcher of the Week accolades after collecting his first career victory in the Aztecs' 7-1 triumph over Hawai'i in the Tony Gwynn Legacy on Feb. 25. Against the Rainbow Warriors, he tallied a career-high seven strikeouts, allowing just one unearned run on a scant three hits and no walks in 6.0 innings.

### SERIES RECORD VS. NEVADA

- > The Wolf Pack lead the Aztecs 35-23 in the all-time series, which dates back to 1986.
- > SDSU is 11-14 vs. Nevada in San Diego, 8-18 in Reno and 4-3 at a neutral site.
- > The Wolf Pack won of five of six games from the Aztecs last season, including a series sweep in Reno that helped propel Nevada to the Mountain West regular-season championship.
- > San Diego State last defeated Nevada at Peccole Park in an 11-3 triumph on April 7, 2019, capturing the series victory after claiming a 6-2 decision the previous day.
- > In that series finale, Brian Leonhardt went 3-for-4 at the plate with two RBIs and two runs scored. In addition, Jacob Flores pitched the final two innings, yielding one run on two hits and walk while posting four strikeouts.
- > During Mark Martinez's seven-year tenure as head coach on The Mesa, the Aztecs have compiled an 11-21 record vs. the Wolf Pack, including a 5-10 mark at home and a 6-11 ledger on the road.
- > In Martinez's first year at the helm of the Aztecs in 2015, the Scarlet and Black defeated No. 23 Nevada, 9-7, on its home field at the Mountain West Championship, posting the second of five straight victories en route to the tournament crown.
- > Caden Miller started all six games against the Wolf Pack last season, hitting .294 (5-17) with five runs scored and an RBI.
- > Cole Carrigg also earned four starts vs. Nevada as a freshman in 2021, batting .273 (3-11) with two doubles, three RBIs and a run scored. He also pitched 1/3 of an inning at home on April 11, 2021.

## 2022 AZTEC GAME HIGHS

### Team Batting

At bats:	52, vs. Hawai'i (2-28-22)
Runs scored:	14, at UC San Diego (3-22-22)
Hits:	14, at UC San Diego (3-22-22)
RBIs:	12, at UC San Diego (3-22-22)
Doubles:	4, vs. UNLV (3-13-22)
Triples:	1, Five times, last: vs. Fresno State (3-26-22)
Home runs:	3, at San José State (3-20-22)
Total bases:	20, vs. UNLV (3-13-22)
Walks:	10, at UC San Diego (3-22-22) and at San José State (3-19-22)
Strikeouts:	20, vs. Iowa (3-15-22)
Sacrifice hits:	2, vs. Fresno State (3-25-22), vs. Hawai'i (2-28-22) and vs. Utah (2-27-22)
Sacrifice flies:	2, at UC San Diego (3-22-22)
Stolen bases:	4, at San José State (3-20-22)
Hit by pitch:	6, vs. Hawai'i (2-28-22)
Caught stealing:	2, vs. Fresno State (3-27-22) vs. Houston (2-19-22) and vs. California (2-20-22)
Runners LOB:	17, vs. Hawai'i (2-28-22)
Hit into DP:	3, at San José State (3-18-22)

### Team Fielding

Putouts:	45, vs. Hawai'i (2-28-22)
Assists:	17, vs. Hawai'i (2-28-22)
Errors:	3, vs. Fresno State (3-25-22), at San José State (3-18-22) and vs. Hawai'i (2-25-22)
Passed balls:	2, at UC San Diego (3-22-22)
Double Plays Turned:	2, vs. UC San Diego (3-29-22), vs. Arizona State (3-5-22) and vs. Hawai'i (2-28-22)

### Team Pitching

Innings pitched:	15.0, vs. Hawai'i (2-28-22)
Runs allowed:	13, vs. Arizona State (3-4-22) and at UC Irvine (2-22-22)
Earned runs:	12, at UC Irvine (2-22-22)
Walks allowed:	9, vs. TCU (2-18-22)
Strikeouts:	21, vs. Hawai'i (2-28-22)
Hits allowed:	19, vs. Arizona State (3-4-22)
Doubles allowed:	4, vs. Fresno State (3-26-22) and vs. Arizona State (3-4-22)
Triples allowed:	2, Three times, last: at UC San Diego (3-22-22)
Home Runs allowed:	4, vs. Arizona State (3-4-22)
Wild pitches:	8, vs. UNLV (3-12-22)
Hit batters:	8, vs. Hawai'i (2-28-22)

### Individual Batting

At bats:	7, Cole Carrigg vs. Hawai'i (2-28-22)
Runs scored:	2, Fourteen times, last: Cole Carrigg, Deron Johnson and Brian Leonhardt at UCSD (3-22-22)
Hits:	3, Nine times, last: Cole Carrigg and Caden Miller (3-22-22)
RBIs:	4, Caden Miller at UC San Diego (3-22-22)
Doubles:	2, Tyler Glowacki vs. Iowa (3-15-22)
Triples:	1, Five times, last: Poncho Ruiz vs. Fresno State (3-26-22)
Home runs:	1, Ten times, last: Caden Miller vs. Fresno State (3-26-22)
Total Bases:	6, Irvin Weems at San José State (3-19-22)
Walks:	3, Poncho Ruiz at San José State (3-19-22)
Strikeouts:	3, Six times, last: Deron Johnson (3-26-22)
Sacrifice hits:	2, Tyler Glowacki vs. Fresno State (3-25-22) and Cole Carrigg vs. Utah (2-27-22)
Sacrifice flies:	1, Five times, last: Tino Bethancourt and Caden Miller at UC San Diego (3-22-22)
Stolen bases:	3, Caden Miller vs. UC San Diego (3-29-22)
Hit by pitch:	3, Caden Miller vs. Hawai'i (2-28-22)
Caught stealing:	1, Eleven times, last: Cole Carrigg and Shaun Montoya vs. Fresno State (3-27-22)
Runners LOB:	6, Trevor Hazellhurst vs. Arizona State (3-6-22)

### Individual Fielding

Putouts:	18, Poncho Ruiz vs. Hawai'i (2-28-22)
Assists:	8, Caden Miller at San José State (3-18-22)
Errors:	2, Kelena Sauer Arizona State (3-5-22)
Passed balls:	2, Deron Johnson at UC San Diego (3-22-22)

### Individual Pitching

Innings pitched:	6.1, Kelena Sauer vs. Arizona State (3-5-22)
Runs allowed:	8, Robert Brodell vs. Arizona State (3-4-22)
Earned runs:	6, Cole Carrigg vs. Iowa (3-15-22)
Walks allowed:	5, Kelena Sauer at San José State (3-19-22) and Jacob Flores vs. UNLV (3-13-22)
Strikeouts:	9, Kelena Sauer (3-12-22) and Jonny Guzman at UC Irvine (2-22-22)
Hits allowed:	10, Kelena Sauer vs. Arizona State (3-5-22)
Doubles allowed:	3, Troy Melton at San José State (3-18-22) and Ricky Tibbett vs. Arizona State (3-4-22)
Triples allowed:	1, Eleven times, last: Joseph Ingrassia at UC San Diego (3-22-22)
Homers allowed:	2, Three times, last: TJ Fondtain vs. Arizona State (3-4-22)
Wild pitches:	4, Kelena Sauer vs. UNLV (3-12-22)
Hit batters:	4, Kelena Sauer vs. UNLV (3-12-22)

## Week 7: at Nevada

### 2022 MOUNTAIN WEST STANDINGS (As of March 31)

Team	---Conference---			----Overall----			Strk
	W	L	Pct	W	L	Pct.	
UNLV	8	1	.889	16	9	.640	W2
Fresno State	6	3	.667	12	12	.500	W3
Nevada	5	3	.625	11	12	.478	L2
New Mexico	5	4	.556	12	13	.480	W3
San José State	6	6	.500	14	11	.560	W1
Air Force	2	6	.250	8	14	.364	L2
<b>San Diego State</b>	<b>0</b>	<b>9</b>	<b>.000</b>	<b>5</b>	<b>19</b>	<b>.208</b>	<b>L4</b>

### Upcoming Games in the MW

#### Friday, April 1

**San Diego State at Nevada, 6 p.m. PT**

UNLV at New Mexico, 6 p.m. MT

San José State at USC, 6 p.m. PT

Air Force at Fresno State, 6:05 p.m. PT

#### Saturday, April 2

**San Diego State at Nevada, 6 p.m. PT**

San José State at USC, 2 p.m. PT

UNLV at New Mexico, 6 p.m. MT

Air Force at Fresno State, 6:05 p.m. PT

#### Sunday, April 3

**San Diego State at Nevada, 1 p.m. PT**

UNLV at New Mexico, Noon MT

San José State at USC, 1 p.m. PT

Air Force at Fresno State, 1:05 p.m. PT

#### Tuesday, April 5

**Long Beach State at San Diego State, 6 p.m. PT**

UC Riverside at UNLV, 2:05 p.m. PT

San José State at San Francisco, 3 p.m. PT

Sacramento State at Nevada, 4 p.m. PT

Air Force at Abilene Christian, 6 p.m. CT

New Mexico at New Mexico State, 6 p.m. MT

Pacific at Fresno State, 6:05 p.m. PT

#### Wednesday, April 6

Air Force at Abilene Christian, 3 p.m. CT

#### Friday, April 8

**San José State at San Diego State, 6 p.m. PT**

California Baptist at Air Force, 3 p.m. MT

Nevada at UNLV, 6:05 p.m. PT

New Mexico at Fresno State, 6:05 p.m. PT



### NEVADA AT A GLANCE

> The Wolf Pack are coming off a pair of one-run losses to Oregon State, dropping a 14-13 thriller on Tuesday before suffering a 9-8 nail-biter the following day. Both games were played at Greater Nevada Field, home of the Triple-A Reno Aces of the Pacific Coast League.

> With those results, Nevada slips to 11-12 on the season but still finds itself slotted third in the Mountain West standings with a 5-3 mark, trailing front-runner UNLV (8-1) and Fresno State (6-3).

> The Wolf Pack have played just seven home games this season, posting a 3-4 record at Peccole Park. Prior to its two losses to the Beavers, Nevada went 4-1 in five-game homestand from March 11-16, sweeping a Mountain West series from San José State before splitting a pair of midweek games with Dixie State.

> The Wolf Pack sport three regulars with batting average over .300, led by outfielder Patrick Caulfield, a graduate transfer from UCLA who ranks fifth in the conference with a .378 clip, followed by infielder Joshua Zamora (.364) and outfielder Jacob Stinson (.352), who occupy the seventh and 10th spots in that category, respectively.

> Zamora enters the weekend perched atop the MW in slugging percentage (.750), home runs (9) and RBIs (32) while tying for second in walks (18) and sharing the fourth spot in runs scored (26). His .477 on-base percentage is also good for fifth in the conference, just behind teammate Stinson (.478), who ranks fourth in that category.

> In addition, Caulfield is tied with Miller for the MW lead in stolen bases (10) and finds himself among the league's top 10 in hits (5th, 37), RBIs (T-5th, 24), doubles (T-5th, 9), runs scored (T-6th, 25) and on-base percentage (10th, .457).

> Offensively, Nevada ranks second in the Mountain West in batting average (.311), hits (263), RBIs (177), runs scored (190) and on-base percentage (.411).

> On the mound, however, the Wolf Pack occupy the fifth spot in the league in ERA (6.89), opposing team batting average (.299) and strikeouts (168). In addition, Nevada has given up the second-most walks in the MW (129).

> For Friday's opener against the Aztecs, Peyton Stumbo is projected to receive his first start of the year after posting a 4-0 record with a 3.57 ERA and 25 strikeouts in seven relief appearances. The Wolf Pack right-hander fanned a season-high nine batters at Missouri State on March 26 but did not factor in the decision after giving up three runs on six hits and one walk in 4.0 innings of work.

> Right-hander Cam Walty (1-3, 5.23 ERA), who is slated to take the mound on Saturday, was the hard-luck loser in Nevada's 7-0 setback in its series opener at Missouri State on March 25 despite giving up just one run on six hits and five walks in a season-high 6.0 innings. Walty ranks ninth in the conference with 26 strikeouts for the season.

> Rounding out the Wolf Pack's weekend rotation is another right-hander, Casey Burfield (1-1, 8.44 ERA), who is scheduled to make his fourth start on Sunday. A transfer from Feather River JC, Burfield tied his season-long appearance with 5 2/3 innings pitched in the series finale at Missouri State on March 27, when he gave up six runs on five hits and five walks before Nevada rallied for a 9-7 victory.

> Head coach T.J. Bruce is in his seventh season at the controls of the Wolf Pack program. His record at Nevada stands at 153-154, including a 116-72 mark in conference play. Prior to his arrival on the Reno campus, Bruce served a five-year stint as an assistant coach at UCLA from 2011-15 after spending four seasons in a similar capacity at his alma mater Long Beach State from 2007-10.



### IN MEMORIAM: JIM DIETZ (1938-2022)

> Former San Diego State baseball head coach Jim Dietz passed away Sunday, March 27 at the age of 83.

> Dietz, who retired at the end of the 2002 campaign, completed an illustrious 31-year career at SDSU as one of the all-time winningest coaches in NCAA history.

> His final mark of 1,231-750-18 (.620) ranked seventh nationally among active Division I coaches at the time he finished his final season with the Aztecs.

> During his legendary career at San Diego State, the Aztecs won numerous conference, divisional and regular-season titles, earning Dietz various league and regional coach-of-the-year honors.

> In 1979, Dietz guided the Scarlet and Black to the program's first-ever NCAA Tournament appearance, a feat he accomplished seven additional times in 1981, 1982, 1983, 1984, 1986, 1990 and 1991.

> "Our San Diego State baseball family mourns the loss of Hall-of-Fame Coach Jim Dietz," said current Aztec head coach Mark Martinez. "His impact during his 31 years as the head coach at SDSU was felt not

only within the San Diego community, but also nationally as an ambassador for our great game. The standard he set for excellence in the classroom and on the diamond resonates within our program today. We continue to strive to meet the foundational expectations of Coach Dietz's legacy."

> Individually, Dietz's SDSU players garnered 28 All-America accolades, 42 all-district/all-region honors and 85 all-conference certificates. Among the many notable players Dietz coached were Tony Gwynn, Bud Black, Mark Grace, Dave Smith, Bobby Meacham and Travis Lee.

> Born in Eugene, Oregon, Dietz played at Southern Oregon College, where he was three-time all-conference infielder and an NAIA All-American as a senior in 1959. Following graduation, he spent three years in the Detroit Tigers organization, reaching the Double-A level before leaving the pro ranks as a player.

> Dietz began his baseball coaching career in 1963 at Lowell (Ore.) High School, where he remained for two seasons before moving to Pleasant Hill (Ore.) High School for three years from 1965-68. While at Pleasant Hill, he coached the varsity baseball team, winning three straight league titles to go with a state championship in 1968.

> Later in 1968, Dietz became the freshman and junior varsity baseball coach at the University of Oregon, where he also guided the freshman men's basketball squad, before his appointment as head coach at San Diego State in 1972.

> During the 1970s, Dietz became one of the most successful summer coaches in history, spending seven seasons with the Fairbanks Goldpanners of the Alaska League. He compiled a 348-151 record in Fairbanks, taking all seven of his teams to the National Baseball Congress national finals and winning four summer championships. For his efforts, he was named NBC Coach of the Decade. Among the players he coached with the Goldpanners were future Major League stars Dave Winfield, Mark McGwire and Steve Swisher.

> Dietz was inducted into the American Baseball Coaches Association Hall of Fame in 2002 and was enshrined into the Aztec Athletics Hall of Fame in 2019. He is also a member of the Southern Oregon University Hall of Fame.

## Week 7: at Nevada

- > Other honors Dietz merited include the Super Star Award from Collegiate Baseball magazine, the Citizen of the Year Award from the City Club of San Diego and the Breitbard Award for his baseball contributions to the San Diego community.
- > Dietz earned a bachelor's degree in social studies from Southern Oregon College and received a master's degree in counseling from the University of Oregon.

### YOUTH SHALL BE SERVED

- > In all, San Diego State has had 19 of 37 players make their initial appearances in an Aztec uniform this season, including 10 true freshmen.
- > Tyler Glowacki, a true freshman from nearby Santana High School, has started 21 games in the outfield (16 RF, 5 LF) and leads all SDSU rookies with a .268 batting average, 19 hits and seven RBIs while sharing the top spot on the squad with four doubles.
- > Another outfielder Irvin Weems has started 13 of 17 games, including seven straight from March 19-27, batting .346 in that stretch (9-26) with four RBIs and five runs scored.
- > In the second game of the MW series at San José State that was completed on March 20, Weems went 3-for-5 with three RBIs and two runs scored, highlighted by his first collegiate homer, a two-run shot in the eighth. In the series finale against the Spartans, the Las Vegas native added two more hits and swiped his first career base.
- > After sitting out the 2021 campaign as a redshirt, Johnny Giannola has made 16 starts this season, including 13 in left field and three at designated hitter. The Dana Point, California, native has had three games with multiple hits thus far, including the Aztecs' 7-1 triumph over Hawai'i in the Tony Gwynn Legacy on Feb. 25, when he scored two runs and drove in another. Giannola has two triples this season, which is tied for third in the Mountain West.

### STRIKEOUTS GALORE

- > San Diego State has recorded double-digit strikeouts in 12 of 24 games this year, including a season-high 21 vs. Hawai'i in 15 innings on Feb. 28.
- > Jonny Guzman and Kelena Sauer share the team's single-game high this year with nine strikeouts, marking career bests for both players. Guzman fanned nine hitters in his first collegiate start at UC Irvine on Feb. 22, while Sauer accomplished the feat against UNLV on March 12.
- > In addition, two other Aztec starters have compiled career-best strikeout totals already this season: TJ Fondtain (7 vs. Hawai'i, Feb. 25) and Jacob Flores (7 vs. Utah, Feb. 27).
- > Entering the weekend, Flores is occupies the sixth spot in the Mountain West with 30 strikeouts, followed by Sauer (1-7th, 28) and Fondtain (10th, 24).
- > Collectively, San Diego State leads the Mountain West with 9.9 strikeouts per nine innings, which ranks 61st in the nation.
- > SDSU recorded 27 games with 10 or more strikeouts during the 2019 campaign, marking the most double-digit strikeout performances for the Scarlet and Black in the MW era (since 2000). SDSU surpassed the previous MW record of 23 set in a 10-6 win at Fresno State on May 11, 2019.
- > Last season, the Scarlet and Black registered 10 or more strikeouts in 18 games, notching a 15-3 record in those contests.
- > The Aztecs posted double-digit strikeouts in their last six home games of the 2021 campaign, including a combined 33 Ks in their three-game sweep over San José State, May 8-9, 2021.
- > Previously, in SDSU's sweep of Dixie State, April 24-25, 2021, Trailblazer hitters were punched out 42 times during the series, including 15 in the doubleheader opener, which marked a season-high for the SDSU staff.
- > During the shortened 2020 season, the SDSU pitching staff completed seven games with 10 strikeouts: vs. Virginia Tech, Cal State Fullerton, Iowa, Nebraska, at UC Irvine and twice against Oregon State. Not surprisingly, the Scarlet and Black went 6-1 in those contests.
- > Dating back to 2019, the Aztecs are 40-24 in their last 64 games when striking out 10 or more batters.

### STREAKING AZTECS

- > Tino Bethancourt, who has not played since getting hit by a pitch at UC San Diego on March 22, leads the team with a current seven-game hitting streak.
- > Poncho Ruiz had his nine-game hitting streak snapped in the second game of the Arizona State series on March 6. Ruiz's streak marks the team's longest this season.
- > Caden Miller leads the Scarlet and Black with multiple hits in 10 games, accomplishing the feat in four of his last five starts.
- > In addition, Cole Carrigg has recorded two RBIs one five occasions in his last 14 starts.
- > Miller and Ruiz are the only two Aztecs to start all 24 games this year. Miller has made 24 starts at shortstop, while Ruiz has earned 19 starts at catcher and five at designated hitter.
- > As the team's leadoff hitter, Miller is the lone Aztec to appear in the same spot in the batting order throughout the season, while Ruiz has batted third on 22 occasions and twice in the cleanup spot.
- > In addition, Carrigg ranks third on the squad with 22 starts, including nine in both center and at second base, three at catcher and once each at pitcher and designated hitter.

### GOING, GOING, GONE

- > San Diego State has emerged victorious in 43 of its last 61 games dating back to 2019 when launching one out of the park.
- > The Aztecs homered in 29 of 46 games last season, posting a 21-8 record in those contests.
- > SDSU went 17-5 during the 2019 campaign when going yard and 5-2 in 2020.
- > Ironically, the Aztecs have not homered in any of their five victories thus far in 2022.

### NOTING THE ARIZONA STATE SERIES

- > With its 4-3 triumph over ASU on March 6, the Aztecs snapped a four-game losing streak and moved to 16-18 in the all-time series vs. the Sun Devils.
- > In addition, San Diego State defeated ASU for the first time since March 29, 1985, when the Scarlet and Black captured a 9-4 decision at the UC Riverside Invitational.
- > In the series finale victory, Tyler Glowacki logged his second multi-hit game of the week and first of the series, highlighted by the go-ahead RBI

## 2022 SITUATIONAL RECORDS

Overall.....	5-19
Home.....	3-13 L9
Road.....	1-4 W1
Neutral.....	1-2 L1
Current Streak.....	L4
Last 5.....	1-4
Last 10.....	1-9
Day Games.....	2-6 L4
Night Games (after 5 p.m.).....	3-13 L3
Mountain West games.....	0-9 L9
Mountain West home games.....	0-6 L6
Mountain West road games.....	0-3 L3
Non-conference games.....	5-10 L1
Games vs. WCC.....	0-0 L1
Games vs. Big West.....	2-4 L1
Games vs. Pac-12.....	2-4 W1
Following loss.....	5-13 L3
Following win.....	0-5 L5
February.....	3-5 L1
March.....	2-14 L4
April.....	0-0 L3
May.....	0-0 W2
in California.....	4-17 L4
in Arizona.....	1-2 L1
in Nevada.....	0-0 L6
in Colorado.....	0-0 W3
in New Mexico.....	0-0 W2
Leading after 6.....	4-5 W1
Trailing after 6.....	1-13 L10
Tied after 6.....	0-1 L1
Leading after 7.....	4-4 W1
Trailing after 7.....	0-15 L15
Tied after 7.....	0-0 W2
Leading after 8.....	4-1 W4
Trailing after 8.....	0-16 L16
Tied after 8.....	0-2 L2
Extra Innings.....	0-2 L2
Walk-offs.....	1-1 L1
One-run games.....	3-5 L4
Run-rule games.....	0-0 L1
Aztecs score first.....	3-4 W1
Opponent scores first.....	2-15 L9
Shutouts.....	0-3 L3
Aztecs score 0-2 runs.....	0-8 L12
Aztecs score 3-5 runs.....	3-8 W1
Aztecs score 6 or more runs.....	2-3 W1
Aztecs hit 0 home runs.....	5-13 L3
Aztecs hit a home run.....	0-6 L6
Regular Season Series Openers.....	0-4 L5
Regular Season Series Finales.....	1-3 L3
on Monday.....	0-1 L1
on Tuesday.....	1-4 L1
on Friday.....	1-5 L4
on Saturday.....	1-5 L5
on Sunday.....	2-4 L3
Aztecs make no errors.....	0-3 L3
Opponent makes no errors.....	2-8 L5
Aztecs outhit opponent.....	4-6 L1
Opponent outhits Aztecs.....	1-12 L11
Hits are tied.....	0-1 L1

## Week 7: at Nevada

single in the sixth.

- > Kenny LeBeau, who scored the eventual game-winning run in that contest, previously reached base courtesy of his first double as an Aztec.
- > On the mound, Aztec starter Jacob Flores picked up his first win since March 1, 2020 (vs. Oregon State), while reliever Jonny Guzman earned his first career save.
- > In SDSU's 6-4 setback in game two, Caden Miller and Trevor Hazelhurst each homered for the first time in a Scarlet and Black uniform.
- > Freshman Brady Zavorek earned his first career start in the series opener at designated hitter.

### REWIND: THE 15-INNING MARATHON VS. HAWAII

- > After winning two of three games in the Tony Gwynn Legacy, San Diego State faced Hawai'i in a 15-inning contest on Monday that lasted six hours and 14 minutes, with the Rainbow Warriors prevailing by an 8-5 count.
- > The Aztecs' 15-inning affair was their longest game since April 19, 2013, when the Scarlet and Black dropped a 9-8 decision at UNLV in 17 innings.
- > Both teams squandered numerous scoring chances, combining for 32 runners left on base, including 17 for SDSU and 15 for the visitors.
- > In addition, the Aztecs and Warriors collectively used 16 pitchers on the night, including nine for Hawai'i and seven for SDSU.
- > SDSU hurlers struck out a season-high 21 batters, including a career-best seven from reliever Jadon Bercovich.
- > Aztec hitters were plunked six times, including Caden Miller, who was victimized on three occasions.
- > Kenny LeBeau (2B) and Blake Butcher (3B) each received their first starting assignments for the Scarlet and Black, while pinch hitter Brady Zavorek and reliever Omar Serrano logged their first collegiate appearances.
- > LeBeau drove in his first two runs as an Aztec with a single in the bottom of the seventh.
- > In all, San Diego State used 25 players on its 37-man roster during the contest.

### OTHER TRENDS

- > The Aztecs are 97-23 in their last 120 games when scoring five or more runs, including a stellar 29-6 record last year after posting a 6-2 mark in 2020.
- > San Diego State is 63-36 in its last 99 games following a loss, including an 11-5 mark in 2021. The Scarlet and Black is off to a 5-13 start this season in games following a loss.
- > Since allowing three runs in the top of the ninth to then-No. 17 TCU in the season opener, SDSU has won four straight games when leading after eight innings.
- > The Aztecs are 3-5 so far this year in one-run games, recording all three victories in that category by 4-3 scores.
- > San Diego State has posted a 12-8 record in Sunday games since the start of the 2021 campaign.

### GLOWACKI NAMED MW FRESHMAN OF THE WEEK ON MARCH 7

- > San Diego State's Tyler Glowacki collected Mountain West Freshman of the Week honors, the league office announced on March 7.
- > In four starts from Feb. 28-March 6, Glowacki led the Aztecs with a .375 batting average (6-16), six hits and a .500 on-base percentage. >Against Hawai'i on Feb. 28, the SDSU outfielder set career highs with three hits and two runs scored, though the Scarlet and Black dropped an 8-5 decision in 15 innings. In that game, he singled and scored the tying run in the bottom of the eighth that sent the contest into extra innings.
- > An alumnus of nearby Santana High School, Glowacki closed out the week with a 2-for-4 effort in the series finale vs. Arizona State on March 6, driving in the go-ahead run with a sharp single to center field in the sixth inning to help the Aztecs secure a 4-3 victory and snap a four-game losing streak.
- > In addition, Glowacki made three putouts without an error on the week for a clean 1.000 fielding percentage.
- > With his award, Glowacki received his first conference weekly certificate and SDSU's third of the season after Alex Rodriguez garnered Freshman of the Week accolades on Feb. 21 and TJ Fondtain merited Pitcher of the Week distinction on Feb. 28.

### FONDTAIN TABBED MW PITCHER OF THE WEEK ON FEB. 28

- > San Diego State sophomore TJ Fondtain was named Mountain West Pitcher of the Week by the league office on Feb. 28.
- > In just his second career start on the mound, Fondtain earned his first collegiate victory after helping SDSU post a 7-1 triumph over Hawai'i at the Tony Gwynn Legacy on Feb. 25.
- > Against the Rainbow Warriors, the Aztec left-hander recorded a career-high seven strikeouts, yielding just one unearned run on a scant three hits and no walks in 6.0 innings.
- > A native of Clovis, California, Fondtain retired the first 13 Hawai'i hitters, notching five of his strikeouts in that span. He also helped his cause by picking off a runner at second base in the top of the fifth inning.
- > In addition, Fondtain displayed great control in his start vs. the Warriors, reaching ball three in the pitching count just once against 21 batters faced.

### RODRIGUEZ NETS MW FRESHMAN OF THE WEEK HONORS ON FEB. 21

- > San Diego State's Alex Rodriguez was named Mountain West Baseball Freshman of the Week for his performance at the season-opening MLB4 Tournament, held Feb. 18-20 in Scottsdale, Arizona.
- > Rodriguez started all three games at second base for the Aztecs at the prestigious event, leading the team with a .500 batting average and a .600 on-base percentage while tying for the top spot with four hits.
- > A native of Rancho Cucamonga, California, Rodriguez went 3-for-4 with an RBI in his collegiate debut against No. 17 TCU in the opener on Friday, posting singles in his first two career at-bats. He also drove in his first collegiate run after reaching on a fielder's choice in the bottom of the sixth, giving SDSU a 3-2 lead that held up until the bottom of the ninth.
- > Against Houston on Feb. 19, Rodriguez was hit by a pitch and scored during the Aztecs' pivotal three-run outburst in the fifth inning, as the Scarlet and Black held on for its first win of the year in a 4-3 victory.
- > Rodriguez then wrapped up the tournament with a 1-for-3 effort at the plate vs. California on Feb. 20.
- > As a second baseman, Rodriguez did not commit an error in five chances for the weekend, finishing with a clean 1.000 fielding percentage.

### NEWCOMERS READY TO STEP IN

- > San Diego State has added 15 newcomers for 2022, including 10 true freshmen, three Division I transfers and two junior college players.
- > Among the Aztecs to start this weekend is infielder Alex Rodriguez, who utilized his redshirt season at USC in 2021 after graduating from Damien High School in La Verne, California, where he was a prep teammate of SDSU outfielder Shaun Montoya. Rodriguez was listed as the No. 20 shortstop in California for the class of 2020 by Perfect Game and was an all-Baseline League selection in 2018 and 2019.
- > SDSU also expects a big splash from freshman outfielder Irvin Weems, who was ranked as the No. 4 outfielder and seventh-best player overall in Nevada for the class of 2021, according to Perfect Game. A graduate of Durango High School in Las Vegas, Weems earned first-team all-Southern Nevada honors by the Las Vegas Review-Journal as a senior after batting .561 (23-41) with four homers, nine doubles and 27 RBIs in just 15 games, according to MaxPreps. He also scored 20 runs and stole 13 bases in 16 attempts while posting a 1.121 slugging percentage and a .636 on-base percentage.
- > Another freshman who has impressed in camp is outfielder Tyler Glowacki, a local product who brings a winning pedigree to The Mesa from nearby Santana High School, which captured the Grossmont Valley League championship in 2021 and advanced to the third round of CIF San Diego Section Open Division playoffs. Glowacki capped the year with an appearance in the CIF San Diego Section All-Star game at Petco Park. He earned a No. 21 ranking among outfielders in California for the class of 2021.
- > Although he has been with the program for two years, Tino Bethancourt will see his first collegiate action for the Scarlet and Black this year in the infield. Bethancourt sat out as a redshirt in 2021 after graduating from Oak Ridge High School in El Dorado Hills, California, where his senior season was limited to three games due to the COVID-19 pandemic. According to MaxPreps, he played 78 games during his prep career, batting .285 with three homers, 16 doubles, 37 RBIs and 50 runs scored while posting 12 stolen bases and a .427 on-base percentage.
- > Likewise, right-handed pitcher Jadon Bercovich is another player who utilized his redshirt season in 2021 but looks ready to step into a relief role during the upcoming 2022 campaign. A graduate of Damonte Ranch High School in Reno, Nevada, Bercovich twice garnered all-conference accolades and was ranked as the No. 2 right-handed pitcher in that state for the class of 2020 by Perfect Game. He once set a school record with 13 strikeouts in a single game and also played for the Athletics squad at the prestigious Area Code games.
- > Robert Brodell will be looking to secure a spot in the bullpen as well after playing two seasons at Imperial Valley College, where he struck out 59 batters in 53.1 innings on the mound. He ranked 23rd in the state as a freshman in 2019 with 10.31 strikeouts per nine innings. Brodell starred at Brawley Union High School, where he was a first-team all-conference selection and two-time MVP. The right-handed hurler contributed to a team that won three straight Imperial Valley League championships to go with a CIF San Diego Section Division III title as junior in 2017.
- > Omar Serrano is another rookie pitcher who brings impressive credentials with him to The Mesa after a stellar prep career at Downey High School, where he earned all-CIF Southern Section Division IV honors as a senior after recording a 1.50 ERA in 12 appearances with 85 strikeouts in 70.0 innings, according to MaxPreps. Serrano tossed three shutouts in five of his victories that season, including a perfect game vs. Westlake in the first round of the CIF playoffs.
- > UC Irvine transfer Shaun Montoya and utility player Johnny Giannola are two redshirt freshmen who will be vying for playing time as well this season after sitting out the 2021 season.

### AZTECS PICKED THIRD IN MOUNTAIN WEST PRESEASON POLL

- > In a vote of the league's seven head coaches, San Diego State was pegged for a third-place finish in the 2022 Mountain West preseason poll, as announced by the conference office on Feb. 10.
- > The Aztecs garnered a total of 25 points, trailing preseason favorite Nevada (36 pts), which received six first-place votes, and second-place UNLV (29 pts), which netted the remaining first-place vote. Fresno State landed in the fourth spot just behind SDSU with 23 points, while Air Force (15 pts) was a distant fifth, followed by New Mexico (11 pts) and San José State (7 pts).

## Week 7: at Nevada

### 2022 MW Preseason Coaches Poll

Rank	Team (1st-place votes)	Pts.
1.	Nevada (6)	36
2.	UNLV (1)	29
3.	San Diego State	25
4.	Fresno State	23
5.	Air Force	16
6.	New Mexico	11
7.	San José State	7

### MELTON NAMED TO PRESEASON ALL-MOUNTAIN WEST TEAM

- > Starting pitcher Troy Melton earned a spot on the preseason all-Mountain West team announced on Feb. 10.
- > A native of Anaheim, California, Melton finished among the Mountain West leaders in several categories last year, including strikeouts (2nd), innings pitched (4th), opposing batting average (8th – .291), wins (T-10th) and ERA (11th). The Aztec junior also issued one walk or less in eight of his appearances.
- > In addition, Melton received MW Pitcher of the Week recognition after recording his first career shutout vs. Fresno State on March 7, 2021. Against the Bulldogs, he matched his collegiate best with nine strikeouts, allowing just four hits and one walk in the complete-game victory, as SDSU rolled to a 17-0 rout at home.
- > Prior to the 2021 campaign, Melton was named to the USA Golden Spikes Award Preseason Watch List and was ranked 79th on D1Baseball.com's Top 100 college draft prospects.
- > In 2020, Melton collected all-Mountain West accolades in a stellar season that was cut short due to the COVID-19 pandemic, logging a 3-1 record with a 3.22 ERA and 26 strikeouts. He shared the conference lead with three victories, which was tied for 23rd nationally, while his strikeouts and opposing batting average (.192) ranked second and third in the MW, respectively.

### MARTINEZ SIGNS CONTRACT EXTENSION

- > During the offseason, San Diego State head coach Mark Martinez signed a three-year contract extension that will keep him in the Aztec dugout through the 2026 season.
- "Mark has been a tremendous asset to our baseball program, and I look forward to him continuing the success our teams have found on the field and in the classroom," said SDSU director of athletics John David Wicker. "Mark does a great job developing the overall student-athlete, and the young men in our program have certainly benefited, as has our entire Aztec community."
- > Entering his eighth season as head coach at SDSU, Martinez has compiled a 215-150 record (.589), highlighted by three Mountain West tournament championships and a trio of NCAA regional appearances in 2015, 2017, 2018.
- "I am very excited for the opportunity to maintain the tradition of excellence that has been established here at San Diego State," Martinez said. "I am extremely grateful for the support of our administration, alumni and Aztec community. Our program takes tremendous pride in competing for championships and developing young men into outstanding students, athletes and leaders."

### NEW FACES ON THE COACHING STAFF

- > San Diego State head coach Mark Martinez filled two vacancies with a pair of prominent hires over the summer, as Shaun Cole accepted the pitching coach position, while Sergio Brown assumed the role of assistant coach/recruiting coordinator.
- > Cole arrives on The Mesa after a two-year stint at Eastern Kentucky University, where he served as the Colonels' associate head coach/pitching coach in 2019-20.
- > During his tenure, Cole developed and guided one of ECU's most successful pitching staffs while enrolling three of the highest ranked recruiting classes in program history.
- > In Cole's first season in 2019, ECU set team records for strikeouts (510) and lowest opposing batting average (.258) while logging the most victories (32) since 2004 and lowest team ERA (4.79) since 2008.
- > Prior to his stint in the Bluegrass State, Cole served as coordinator for player development with the San Diego Padres, where he was involved in all aspects of baseball operations, scouting and player development.
- > Among his countless duties with the Padres, Cole assisted in player development for the team's minor league system, which was ranked No. 1 in MLB in 2018, including the Padres Dominican Republic Academy.
- > In 2016, Cole was also the pitching coach for the Tri-City Dust Devils, the Padres' short-season Class A affiliate based in Pasco, Washington, where he developed the organization's top pitching prospects.
- > In 2017, Cole served as the coordinator for San Diego's spring training facility in Arizona. In that role, he oversaw the daily operations of mini-camp, extended spring training, as well as two rookie ball teams during the Arizona Fall League. He also managed the AZL Padres that season.
- > From June 2014 to Sept. 2015, Cole served as the director of the 18U National Team for USA Baseball. Among his responsibilities was managing the Tournament of Stars presented by MLB and the 17U National Team Identification Series – both primary selection vehicles for the 18U National Team.
- > Prior to his hire at USA Baseball, Cole spent six seasons at Arizona from 2009-14, serving one year as the Wildcats' director of baseball operations before he was elevated to pitching coach. During Cole's tenure, Arizona made four NCAA regional appearances, highlighted by a College World Series title in 2012, the same season he was named National Pitching Coach of the Year by Collegiate Baseball newspaper.
- > Brown, meanwhile, who has a long association with perennial national power Cal State Fullerton both as a player and coach, arrived at SDSU after serving as the Titans' associate head coach/recruiting coordinator in 2020 and 2021.
- > Brown brings a plethora of postseason experience with him to "America's Finest City", having participated in eight NCAA Regionals, six NCAA Super Regionals and four College World Series as a coach and player. In addition, Brown is one of only two coaches in the history of college baseball to go to the College World Series with three different programs – Cal State Fullerton, UC Irvine and Arizona.
- > Throughout his career, Brown has recruited and/or coached 35 players with Major League Baseball experience.

### AZTECS AMONG MOUNTAIN WEST TOP 20 (ALL GAMES AS OF MARCH 31)

<b>Cole Carrigg</b>		
Sacrifice Bunts.....	4.....	2nd
Stolen Bases.....	5.....	T-5th

<b>Johnny Giannola</b>		
Triples.....	2.....	T-5th
Stolen Bases.....	3.....	T-13th

<b>Tyler Glowacki</b>		
Walks.....	13.....	T-13th

<b>Brian Leonhardt</b>		
Home Runs.....	2.....	T-18th

<b>Caden Miller</b>		
Stolen Bases.....	10.....	1st
Hit by Pitch.....	6.....	T-3rd
Walks.....	16.....	T-7th
On-Base Percentage.....	.468.....	8th
Hits.....	30.....	15th
Home Runs.....	2.....	T-18th

<b>Poncho Ruiz</b>		
Walks.....	18.....	T-2nd
Sacrifice Flies.....	2.....	T-3rd
Triples.....	1.....	T-10th

<b>Jadon Bercovich</b>		
Games Finished.....	9.....	3rd
Saves.....	1.....	T-7th

<b>Robert Bradell</b>		
Games Finished.....	5.....	T-5th

<b>Jacob Flores</b>		
Strikeouts.....	30.....	6th
Opp. Batting Average.....	.243.....	7th
Fewest Hits Allowed.....	25.....	7th
Fewest Runs Allowed.....	16.....	10th
Innings Pitched.....	27.0.....	11th
Fewest Walks Allowed.....	16.....	T-14th

<b>TJ Fontain</b>		
Opp. Batting Average.....	.208.....	2nd
Fewest Hits Allowed.....	20.....	T-5th
Earned Run Average.....	4.30.....	8th
Innings Pitched.....	29.1.....	8th
Fewest Walks Allowed.....	12.....	T-9th
Strikeouts.....	24.....	11th

<b>Jonny Guzman</b>		
Saves.....	1.....	T-7th

<b>Kelena Sauer</b>		
Strikeouts.....	28.....	7th
Fewest Hits Allowed.....	29.....	9th
Opp. Batting Average.....	.261.....	9th
Earned Run Average.....	4.50.....	10th
Innings Pitched.....	28.0.....	10th
Fewest Walks Allowed.....	16.....	T-14th

<b>Ricky Tibbett</b>		
Saves.....	1.....	T-7th

## Week 7: at Nevada

- > Prior to his most recent stint at Fullerton, Brown spent four years at Arizona from 2016-19, helping the Wildcats to consecutive NCAA Tournament berths in his first two seasons, highlighted by a runner-up finish at the 2016 College World Series.
- > During his tenure in Tucson, five position players garnered multiple All-America honors by an array of national publications, while two student-athletes were named Freshmen All-Americans.
- > Brown was an infielder on Cal State Fullerton's 1995 national championship team after transferring from Cal Poly Pomona, where he competed from 1991-93. While at CPP, he was a member of Bronco squads that captured the CCAA co-championship in 1991 and earned a spot in the 1993 NCAA Division II West Regionals.

### MR. UTILITY

- > Cole Carrigg displayed his versatility in his first year on The Mesa in 2021, appearing in six different positions for the Aztecs.
- > The Turlock, California, native made 21 starts at third, five in left field, three in center, three at second base and one at designated hitter.
- > Not to be outdone, Carrigg has made two appearances as a relief pitcher, allowing two unearned runs on three hits and a walk in 1 1/3 innings.
- > During a three-game series at Air Force in the penultimate weekend of the regular season, Carrigg hit .545 (6-11) with five RBIs and seven runs scored.
- > In 2022, Carrigg has made nine starts in both center and at second base, three behind the plate and once each at pitcher and designated hitter.

### LOCAL HEROES

- > San Diego State boasts 11 players on its current roster who are alumni of San Diego County high schools, including Brian Leonhardt and Ricky Tibbett (Eastlake); Fisher Pyatt and Charlie Rhee (St. Augustine); Joseph Ingrassia (Valhalla); Trevor Hazellhurst (Granite Hills), Deron Johnson (Poway); Evan Sipe (San Marcos); Poncho Ruiz (Mater Dei Catholic), Tyler Glowacki (Santana) and Hunter Hargett (Point Loma).

### AZTECS IN MLB DRAFT

- > Since 1965, San Diego State has had 223 student-athletes chosen in the MLB First-Year Player Draft.
- > In 2021, the Aztecs had five players picked in the MLB Draft, giving the Scarlet and Black 28 selections overall since 2015.
- > Infielder Mike Jarvis was selected by Pittsburgh in the sixth round with the 163rd pick, while catcher Wyatt Hendrie also went to the Pirates shortly thereafter in the seventh round in the 193rd spot overall.
- > In addition, the New York Mets grabbed center fielder Matt Rudick in the 13th round (382nd overall); right fielder Jaden Fein was selected by the Washington Nationals in the 15th round (443rd overall), while

right-handed pitcher Michael Paredes was snapped up by the Minnesota Twins in the 18th round (549th overall).

- > SDSU's five MLB Draft picks in 2021 were the most by a Mountain West school after Fresno State and New Mexico had two apiece, followed by Nevada, San José State and UNLV with one each.

### MOUNTAIN WEST TOURNAMENT RETURNS TO SAN DIEGO

- > After a one-year hiatus, the Mountain West Championship returns this season and will be conducted at Tony Gwynn Stadium, May 26-28. The top four teams in the MW regular-season standings will qualify for the double elimination tournament, with the winner receiving an automatic berth into NCAA regional competition. NCAA Regionals will be held June 3-5.
- > SDSU has hosted the MW Championship on four previous occasions, most recently after the 2018 season when the Aztecs claimed their fifth conference crown in a six-year span.

### CRAZY TONY GWYNN PLAYER STATS


- > Tony Gwynn completed his illustrious career with a .338 lifetime batting average. Every other player who had a career batting average of at least .338 played before 1943.
- > Gwynn hit .368 over a five-year stretch between 1993 and 1997.
- > Gwynn faced Tom Glavine, Greg Maddux, Pedro Martinez, and John Smoltz a combined 323 times. He struck out three times over those at bats.
- > Gwynn never struck out more than 40 times in a season and struck out less than 20 times in six straight years. He had a career-low 15 strikeouts in 1995.



# 2022 AZTEC RADIO/TV ROSTER




**1**  
**Caden MILLER**  
So. | 5-11 | 180 | S-R  
IF | Newhall, Calif.




**2**  
**Brady ZAVOREK**  
Fr. | 5-11 | 175 | R-R  
IF | Fresno, Calif.



**3**  
**Kenny LeBEAU**  
R-Jr. | 5-10 | 175 | L-R  
IF | Granite Bay, Calif.



**5**  
**Fisher PYATT**  
So. | 6-0 | 180 | S-R  
IF | San Diego, Calif.



**8**  
**Cole CARRIGG**  
So. | 6-2 | 180 | S-R  
C/UT | Turlock, Calif.



**9**  
**Charlie RHEE**  
So. | 5-10 | 175 | R-R  
OF | San Diego, Calif.



**10**  
**Tino BETHANCOURT**  
R-Fr. | 6-2 | 190 | R-R  
IF | El Dorado Hills, Calif.




**11**  
**Avery JONES**  
Sr. | 6-6 | 215 | R-R  
IF | Gig Harbor, Wash.



**12**  
**Max FOXCROFT**  
So. | 5-9 | 170 | L-R  
IF | Newport Coast, Calif.



**13**  
**Alex RODRIGUEZ**  
R-Fr. | 6-2 | 180 | R-R  
IF | Upland, Calif.




**14**  
**Irvin WEEMS**  
R-Jr. | 6-0 | 190 | R-R  
OF | Las Vegas, Nev.



**15**  
**Xavier CARTER**  
R-So. | 6-4 | 210 | L-L  
OF | Sacramento, Calif.



**18**  
**Tyler GLOWACKI**  
Fr. | 5-10 | 190 | L-L  
OF | San Diego, Calif.



**21**  
**Brian LEONHARDT**  
Jr. | 6-2 | 200 | L-L  
IF/LHP | San Diego, Calif.



**22**  
**Chris CANADA**  
Fr. | 6-7 | 205 | L-L  
IF | Orange, Calif.



**23**  
**Jonny GUZMAN**  
R-So. | 6-2 | 190 | R-R  
RHP | Orange, Calif.




**24**  
**Poncho RUIZ**  
So. | 6-2 | 190 | R-R  
C | Tijuana, B.C., Mexico




**25**  
**Hunter HARGETT**  
Fr. | 6-2 | 185 | R-R  
RHP | San Diego, Calif.



**26**  
**Omar SERRANO**  
R-Jr. | 6-4 | 170 | R-R  
RHP | Downey, Calif.




**27**  
**Joseph INGRASSIA**  
So. | 6-2 | 210 | L-L  
LHP | San Diego, Calif.



**28**  
**TJ FONDTAIN**  
So. | 6-4 | 190 | L-L  
IF/LHP | Clovis, Calif.



**29**  
**Robert BRODELL**  
Jr. | 6-0 | 195 | R-R  
RHP | Brawley, Calif.



**30**  
**Hunter CRANTON**  
R-So. | 6-3 | 195 | R-R  
RHP | San Juan Capistrano, Calif.



**31**  
**Blake BUTCHER**  
R-So. | 6-0 | 200 | L-R  
IF | Newport Beach, Calif.




**32**  
**Ricky TIBBETT**  
So. | 6-2 | 175 | L-R  
RHP | San Diego, Calif.




**35**  
**Julian JACKSON**  
So. | 6-8 | 225 | L-R  
RHP | Powder Springs, Ga.



**36**  
**Jacob FLORES**  
Sr. | 6-4 | 215 | L-L  
LHP | Oxnard, Calif.




**38**  
**Ryan FAULKS**  
R-So. | 6-4 | 210 | R-R  
RHP/IF | Rancho Santa Margarita, Calif.




**39**  
**Troy MELTON**  
Jr. | 6-4 | 190 | R-R  
RHP | Anaheim, Calif.




**40**  
**Jadon BERCOVICH**  
R-Fr. | 6-2 | 210 | R-R  
RHP | Reno, Nev.




**41**  
**Deron JOHNSON**  
Jr. | 6-0 | 195 | L-R  
C | Poway, Calif.




**42**  
**Shaun MONTOYA**  
R-So. | 6-2 | 190 | L-R  
OF | Rancho Cucamonga, Calif.




**45**  
**Evan SIPE**  
Fr. | 5-10 | 180 | R-R  
C | San Marcos, Calif.




**46**  
**Trevor HAZELHURST**  
R-So. | 6-2 | 210 | L-L  
OF | San Diego, Calif.



**47**  
**Eldridge ARMSTRONG III**  
Fr. | 6-2 | 205 | R-R  
RHP | Simi Valley, Calif.




**48**  
**Johnny GIANNOLA**  
R-Fr. | 5-11 | 210 | R-R  
UTL | Dana Point, Calif.



**50**  
**Kelena SAUER**  
So. | 6-3 | 205 | R-R  
RHP | Mililani, Hawai'i



**7**  
**Mark MARTINEZ**  
Head Coach  
8th Yr. | Mesa State '84



**0**  
**Shaun COLE**  
Pitching Coach  
1st Yr. | William Penn '04



**20**  
**Sergio BROWN**  
Assistant Coach  
1st Yr. | CSU Fullerton '95



**33**  
**Chris DOYLE**  
Volunteer Assistant Coach  
1st Yr. | SDSU '17

2022 San Diego State Baseball  
 Game Results for San Diego State (as of Mar 31, 2022)  
 (All games)

Date	Opponent	Score	Inns	Overall	MW	Pitcher of record	Attend	Time
02-18-22	vs #17 TCU	L 3-5	9	0-1-0	0-0-0	BRODELL, R. (L 0-1)	0	3:42
02-19-22	vs Houston	w 4-3	9	1-1-0	0-0-0	SAUER (W 1-0)	0	3:13
02-20-22	vs California	L 3-6	9	1-2-0	0-0-0	FLORES, J. (L 0-1)	0	2:49
Feb 22, 2022	at UC Irvine	L 3-13	9	1-3-0	0-0-0	GUZMAN, J. (L 0-1)	581	3:27
02-25-22	HAWAI'I	w 7-1	9	2-3-0	0-0-0	FONDTAIN (W 1-0)	580	2:47
02-26-22	UTAH	L 0-4	9	2-4-0	0-0-0	SAUER (L 1-1)	694	2:26
02-27-22	UTAH	w 4-3	7	3-4-0	0-0-0	BERCOVICH (W 1-0)	1019	2:58
02-28-22	HAWAI'I	L 5-8	(15)	3-5-0	0-0-0	SERRANO, O. (L 0-2)	315	6:14
03-01-22	UC IRVINE	L 2-3	9	3-6-0	0-0-0	CRANTON, H. (L 0-1)	355	3:27
03-04-22	ARIZONA STATE	L 5-13	9	3-7-0	0-0-0	FONDTAIN (L 1-1)	232	3:10
03-05-22	ARIZONA STATE	L 4-6	9	3-8-0	0-0-0	SAUER (L 1-2)	556	2:49
03-06-22	ARIZONA STATE	w 4-3	9	4-8-0	0-0-0	FLORES, J. (W 1-1)	763	3:12
* 03-11-22	UNLV	L 2-5	9	4-9-0	0-1-0	FONDTAIN (L 1-2)	411	2:49
* 03-12-22	UNLV	L 3-4	9	4-10-0	0-2-0	BERCOVICH (L 1-1)	547	3:34
* 03-13-22	UNLV	L 8-10	9	4-11-0	0-3-0	GUZMAN, J. (L 0-2)	656	3:26
03-15-22	IOWA	L 4-6	9	4-12-0	0-3-0	CARRIGG (L 0-1)	344	4:01
* 03-18-22	at San Jose State	L 2-3	9	4-13-0	0-4-0	FLORES, J. (L 1-2)	418	2:42
* 03-19-22	at San Jose State	L 7-8	9	4-14-0	0-5-0	SAUER (L 1-3)	349	3:47
* 03-20-22	at San Jose State	L 8-9	9	4-15-0	0-6-0	BERCOVICH (L 1-2)	375	3:10
03-22-22	at UC San Diego	w 14-7	9	5-15-0	0-6-0	GUZMAN, J. (W 1-2)	385	4:18
* 03-25-22	FRESNO STATE	L 1-3	9	5-16-0	0-7-0	MELTON (L 0-1)	671	3:01
* 03-26-22	FRESNO STATE	L 2-8	9	5-17-0	0-8-0	SAUER (L 1-4)	548	2:46
* 03-27-22	FRESNO STATE	L 0-4	9	5-18-0	0-9-0	FONDTAIN (L 1-3)	565	2:30
03-29-22	UC SAN DIEGO	L 0-4	9	5-19-0	0-9-0	LEONHARDT (L 0-1)	383	3:26

() extra inning game

2022 San Diego State Baseball  
 Team Game-by-Game for San Diego State (as of Mar 31, 2022)  
 Batting (All games)

Date	Opponent	ab	r	h	rbi	2b	3b	hr	tb	bb	ibb	sb	cs	hbp	sac	sf	gdp	k	po	a	e	lob	avg
02-18-22	vs TCU	34	3	6	2	0	0	0	6	2	0	1	1	0	0	0	0	13	27	7	0	7	.176
02-19-22	vs Houston	27	4	6	4	1	0	0	7	4	0	0	2	2	0	1	0	6	27	7	1	6	.197
02-20-22	vs California	29	3	6	3	1	0	2	13	2	0	0	2	0	0	0	0	6	24	5	1	1	.200
Feb 22	at UC Irvine	34	3	10	3	1	0	0	11	4	0	0	0	1	1	0	1	6	24	5	1	10	.226
02-25-22	HAWAI'I	31	7	7	7	0	1	0	9	2	0	1	1	1	1	0	0	10	27	10	3	4	.226
02-26-22	UTAH	29	0	3	0	1	0	0	4	5	0	0	0	0	0	0	0	11	27	10	1	7	.207
02-27-22	UTAH	25	4	9	4	1	0	0	10	4	0	1	0	0	2	0	0	7	21	9	1	8	.225
02-28-22	HAWAI'I	52	5	10	5	1	0	0	11	7	2	1	0	6	2	0	0	15	45	17	1	17	.218
03-01-22	UC IRVINE	31	2	5	2	0	0	0	5	5	0	1	0	2	1	0	0	8	27	6	1	10	.212
03-04-22	ARIZONA STATE	35	5	9	4	0	0	0	9	2	0	0	0	1	0	1	0	10	27	14	2	7	.217
03-05-22	ARIZONA STATE	31	4	4	4	0	0	2	10	3	0	1	0	0	0	0	0	8	27	14	2	3	.209
03-06-22	ARIZONA STATE	31	4	8	3	3	0	0	11	7	0	2	1	2	1	0	0	7	27	6	1	13	.213
*03-11-22	UNLV	30	2	5	2	1	1	0	8	3	0	2	0	1	1	0	0	8	27	7	0	6	.210
*03-12-22	UNLV	34	3	9	2	2	0	0	11	3	0	3	1	0	0	0	0	6	27	3	2	7	.214
*03-13-22	UNLV	36	8	13	7	4	0	1	20	5	0	0	1	1	1	1	0	3	27	13	1	9	.225
03-15-22	IOWA	36	4	9	4	2	0	0	11	7	0	2	0	0	0	0	0	20	27	6	1	12	.227
*03-18-22	at San Jose State	33	2	5	2	1	1	0	8	4	0	0	0	2	0	0	0	9	24	12	1	10	.222
*03-19-22	at San Jose State	33	7	11	5	1	0	1	15	10	0	0	0	1	0	0	2	5	24	9	3	10	.228
*03-20-22	at San Jose State	36	8	9	6	0	0	3	18	5	0	4	0	0	1	0	1	4	25	5	0	7	.230
03-22-22	at UC San Diego	38	14	14	12	1	1	0	17	10	0	3	0	2	1	2	0	7	27	10	1	12	.238
*03-25-22	FRESNO STATE	28	1	4	0	0	0	0	4	5	2	2	0	1	2	0	0	13	27	7	3	8	.234
*03-26-22	FRESNO STATE	33	2	7	2	0	1	1	12	0	0	2	0	1	0	0	0	9	27	14	2	5	.233
*03-27-22	FRESNO STATE	30	0	5	0	0	0	0	5	1	0	0	2	2	0	0	0	6	27	12	1	6	.230
03-29-22	UC SAN DIEGO	30	0	4	0	0	0	0	4	2	0	3	0	2	0	0	0	7	27	10	1	7	.226
Totals		786	95	178	83	21	5	10	239	102	4	29	11	28	14	5	4	204	646	218	31	192	.226

2022 San Diego State Baseball  
 Team Game-by-Game for San Diego State (as of Mar 31, 2022)  
 Pitching (All games)

Date	Opponent	ip	h	r	er	bb	so	2b	3b	hr	wp	bk	hbp	dp	ibb	score	w-l	sv	era
02-18-22	vs TCU	9.0	8	5	5	9	11	3	0	0	5	0	2	1	3	3-5	0-1	0	5.00
02-19-22	vs Houston	9.0	7	3	3	4	12	1	1	0	3	1	1	0	0	4-3	1-1	1	4.00
02-20-22	vs California	8.0	10	6	5	5	10	2	0	1	1	0	1	1	0	3-6	1-2	1	4.50
Feb 22	at UC Irvine	8.0	11	13	12	5	13	1	2	1	4	0	2	0	0	3-13	1-3	1	6.62
02-25-22	HAWAII	9.0	6	1	0	1	9	1	0	0	0	0	0	1	0	7-1	2-3	2	5.23
02-26-22	UTAH	9.0	8	4	3	1	11	1	0	1	2	0	0	0	0	0-4	2-4	2	4.85
02-27-22	UTAH	7.0	5	3	3	2	8	1	0	1	0	0	3	1	0	4-3	3-4	2	4.73
02-28-22	HAWAII	15.0	11	8	8	6	21	3	0	0	2	0	8	2	0	5-8	3-5	2	4.74
03-01-22	UC IRVINE	9.0	4	3	3	8	7	2	0	1	0	0	2	1	3	2-3	3-6	2	4.55
03-04-22	ARIZONA STATE	9.0	19	13	5	5	3	4	0	4	0	0	1	0	1	5-13	3-7	2	4.60
03-05-22	ARIZONA STATE	9.0	13	6	5	2	7	3	1	2	0	0	1	2	0	4-6	3-8	2	4.63
03-06-22	ARIZONA STATE	9.0	7	3	3	4	11	1	1	1	1	0	1	1	0	4-3	4-8	3	4.50
*03-11-22	UNLV	9.0	7	5	5	3	11	1	0	2	0	1	1	0	0	2-5	4-9	3	4.54
*03-12-22	UNLV	9.0	5	4	3	7	18	2	0	0	8	0	4	1	1	3-4	4-10	3	4.43
*03-13-22	UNLV	9.0	11	10	7	7	7	2	1	1	1	0	1	1	1	8-10	4-11	3	4.60
03-15-22	IOWA	9.0	9	6	6	6	13	2	0	1	4	0	3	0	0	4-6	4-12	3	4.68
*03-18-22	at San Jose State	8.0	4	3	1	1	7	3	0	1	0	0	0	0	0	2-3	4-13	3	4.50
*03-19-22	at San Jose State	8.0	10	8	4	6	2	0	2	1	2	0	2	1	1	7-8	4-14	3	4.50
*03-20-22	at San Jose State	8.1	10	9	8	4	6	1	1	2	2	0	2	0	1	8-9	4-15	3	4.70
03-22-22	at UC San Diego	9.0	9	7	6	7	12	2	2	1	4	0	2	1	0	14-7	5-15	3	4.77
*03-25-22	FRESNO STATE	9.0	6	3	3	6	14	1	0	1	0	0	1	0	1	1-3	5-16	3	4.68
*03-26-22	FRESNO STATE	9.0	9	8	7	6	8	4	0	0	1	0	2	0	0	2-8	5-17	3	4.79
*03-27-22	FRESNO STATE	9.0	3	4	3	8	9	1	0	0	0	0	0	0	1	0-4	5-18	3	4.71
03-29-22	UC SAN DIEGO	9.0	7	4	3	8	8	1	0	0	1	0	1	2	0	0-4	5-19	3	4.64
Totals		215.1	199	139	111	121	238	43	11	22	41	2	41	16	13	95-139	5-19	3	4.64

2022 San Diego State Baseball  
 Games Summary for San Diego State (as of Mar 31, 2022)  
 (All games)

Score by innings	1	2	3	4	5	6	7	8	9	EX	Total
San Diego State	7	2	12	9	14	18	8	16	9	0	95
Opponents	18	12	13	12	21	12	16	18	14	3	139

Record when ...											
Overall	5-19							After 6 leading	4-5		
Conference	0-9							..... trailing	1-13		
Non-Conference	5-10							..... tied	0-1		
Home games	3-13							After 7 leading	4-4		
Away games	1-4							..... trailing	0-15		
Neutral site	1-2							..... tied	0-0		
Day games	2-6							After 8 leading	4-1		
Night games	3-13							..... trailing	0-16		
vs Left starter	1-6							..... tied	0-2		
vs Right starter	4-13										
1-Run games	3-5							Hit 0 home runs	5-13		
2-Run games	0-5							... 1 home run	0-3		
5+Run games	2-3							... 2+ home runs	0-3		
Extra innings	0-1										
Shutouts	0-3							Opponent 0 home runs	2-6		
								..... 1 home run	3-9		
Scoring 0-2 runs	0-8							..... 2+ HRs	0-4		
..... 3-5 runs	3-8										
..... 6-9 runs	1-3							Made 0 errors	0-3		
..... 10+ runs	1-0							.... 1 error	4-10		
								.... 2+ errors	1-6		
Opponent 0-2 runs	1-0										
..... 3-5 runs	3-9							Opp. made 0 errors	2-8		
..... 6-9 runs	1-7							..... 1 error	0-7		
..... 10+ runs	0-3							..... 2+ errors	3-4		
Scored in 1st inning	1-3							Out-hit opponent	4-6		
Opp. scored in 1st	1-8							Out-hit by opponent	1-12		
Scores first	3-4							Hits are tied	0-1		
Opp. scores first	2-15										

Record when team scores:											
Runs	0	1	2	3	4	5	6	7	8	9	10+
W-L	0-3	0-1	0-4	0-4	3-2	0-2	0-0	1-1	0-2	0-0	1-0

Record when opponent scores:											
Runs	0	1	2	3	4	5	6	7	8	9	10+
W-L	0-0	1-0	0-0	3-3	0-4	0-2	0-3	1-0	0-3	0-1	0-3

Record when leading after:									
Inn.	1	2	3	4	5	6	7	8	
W-L	1-3	1-3	4-3	3-3	2-3	4-5	4-4	4-1	

Record when trailing after:									
Inn.	1	2	3	4	5	6	7	8	
W-L	0-8	0-10	0-13	1-14	2-14	1-13	0-15	0-16	

Record when tied after:									
Inn.	1	2	3	4	5	6	7	8	
W-L	4-8	4-6	1-3	1-2	1-2	0-1	0-0	0-2	

Current losing streak: 4  
 Longest winning streak: 1  
 Longest losing streak: 7

Home attendance : 8639 ( 16 dates avg = 539 )  
 Away attendance : 2108 ( 8 dates avg = 263 )  
 Total attendance: 10747 ( 24 dates avg = 447 )

2022 San Diego State Baseball  
Overall Statistics for San Diego State (as of Mar 31, 2022)  
(All games Sorted by Batting avg)

Record: 5-19 Home: 3-13 Away: 1-4 Neutral: 1-2 MW: 0-9

Player	avg	gp-gs	ab	r	h	2b	3b	hr	rbi	tb	slg%	bb	hp	so	gdp	ob%	sf	sh	sb-att	po	a	e	fld%
1 MILLER, Caden	.341	24-24	88	13	30	0	1	2	12	38	.432	16	6	18	0	.468	1	1	10-11	26	62	4	.957
8 CARRIGG, Cole	.299	23-22	87	11	26	3	1	1	13	34	.391	3	1	16	1	.330	0	4	5-7	68	23	1	.989
18 GLOWACKI, Tyler	.268	21-21	71	6	19	4	0	0	7	23	.324	13	2	10	1	.395	0	2	1-2	33	1	1	.971
24 RUIZ, Poncho	.259	24-24	85	11	22	4	1	1	11	31	.365	18	2	17	0	.393	2	0	1-1	184	19	4	.981
21 LEONHARDT, Brian	.209	22-19	67	9	14	1	0	2	9	21	.313	4	2	17	0	.274	0	0	1-1	76	7	2	.976
48 GIANNOLA, Johnny	.194	20-16	62	8	12	3	2	0	5	19	.306	7	3	18	0	.306	0	1	3-5	16	0	1	.941
-----																							
42 MONTOYA, Shaun	.250	11-8	24	2	6	0	0	0	1	6	.250	3	0	10	0	.333	0	0	1-3	11	0	0	1.000
14 WEEMS, Irvin	.239	17-13	46	6	11	1	0	1	4	15	.326	5	2	12	0	.340	0	3	3-3	31	0	0	1.000
10 BETHANCOURT, Tino	.211	18-18	57	9	12	1	0	1	6	16	.281	9	3	16	0	.338	2	0	2-3	93	11	2	.981
41 JOHNSON, Deron	.205	16-8	39	4	8	2	0	1	4	13	.333	6	0	6	1	.311	0	0	1-1	20	4	0	1.000
9 RHEE, Charlie	.200	10-2	10	0	2	0	0	0	2	2	.200	1	0	4	0	.273	0	0	0-0	3	0	0	1.000
13 RODRIGUEZ, Alex	.150	19-15	40	3	6	0	0	0	2	6	.150	3	3	19	0	.261	0	2	1-2	26	27	1	.981
3 LEBEAU, Kenny	.139	15-10	36	7	5	2	0	0	3	7	.194	6	2	9	0	.295	0	1	0-0	10	21	2	.939
15 CARTER, Xavier	.133	8-4	15	1	2	0	0	0	1	2	.133	2	0	2	0	.235	0	0	0-0	8	0	0	1.000
46 HAZELHURST, Trevor	.094	16-5	32	4	3	0	0	1	2	6	.188	4	0	14	1	.194	0	0	0-0	27	1	0	1.000
12 FOXCROFT, Max	.000	6-3	9	1	0	0	0	0	1	0	.000	0	1	4	0	.100	0	0	0-0	2	6	2	.800
28 FONDRAIN, TJ	.000	9-7	7	0	0	0	0	0	0	0	.000	2	0	3	0	.222	0	0	0-1	1	5	1	.857
31 BUTCHER, Blake	.000	4-3	6	0	0	0	0	0	0	0	.000	0	0	4	0	.000	0	0	0-0	1	4	1	.833
2 ZAVOREK, Brady	.000	2-1	3	0	0	0	0	0	0	0	.000	0	0	3	0	.000	0	0	0-0	0	0	0	.000
5 PYATT, Fisher	.000	2-0	2	0	0	0	0	0	0	0	.000	0	0	2	0	.000	0	0	0-0	0	1	0	1.000
39 MELTON, Troy	.000	4-3	0	0	0	0	0	0	0	0	.000	0	0	0	0	.000	0	0	0-0	1	2	0	1.000
26 SERRANO, Omar	.000	3-0	0	0	0	0	0	0	0	0	.000	0	0	0	0	.000	0	0	0-0	0	0	0	.000
47 ARMSTRONG, Eldridge	.000	5-0	0	0	0	0	0	0	0	0	.000	0	0	0	0	.000	0	0	0-0	0	0	0	.000
38 FAULKS, Ryan	.000	2-0	0	0	0	0	0	0	0	0	.000	0	0	0	0	.000	0	0	0-0	0	1	0	1.000
11 JONES, Avery	.000	6-0	0	0	0	0	0	0	0	0	.000	0	0	0	0	.000	0	0	0-0	1	2	0	1.000
23 GUZMAN, Jonny	.000	10-1	0	0	0	0	0	0	0	0	.000	0	0	0	0	.000	0	0	0-0	0	2	1	.667
45 SIPE, Evan	.000	2-0	0	0	0	0	0	0	0	0	.000	0	1	0	0	1.000	0	0	0-0	1	0	0	1.000
36 FLORES, Jacob	.000	7-5	0	0	0	0	0	0	0	0	.000	0	0	0	0	.000	0	0	0-0	1	4	1	.833
25 HARGETT, Hunter	.000	5-0	0	0	0	0	0	0	0	0	.000	0	0	0	0	.000	0	0	0-0	0	0	0	.000
30 CRANTON, Hunter	.000	5-1	0	0	0	0	0	0	0	0	.000	0	0	0	0	.000	0	0	0-0	1	0	0	1.000
50 SAUER, Kelena	.000	6-6	0	0	0	0	0	0	0	0	.000	0	0	0	0	.000	0	0	0-0	1	5	4	.600
29 BRODELL, Robert	.000	7-0	0	0	0	0	0	0	0	0	.000	0	0	0	0	.000	0	0	0-0	1	2	2	.600
40 BERCOVICH, Jadon	.000	11-0	0	0	0	0	0	0	0	0	.000	0	0	0	0	.000	0	0	0-0	2	5	0	1.000
27 INGRASSIA, Joseph	.000	5-0	0	0	0	0	0	0	0	0	.000	0	0	0	0	.000	0	0	0-0	0	1	0	1.000
32 TIBBETT, Ricky	.000	9-0	0	0	0	0	0	0	0	0	.000	0	0	0	0	.000	0	0	0-0	0	1	1	.500
22 CANADA, Chris	.000	7-0	0	0	0	0	0	0	0	0	.000	0	0	0	0	.000	0	0	0-0	1	1	0	1.000
Totals	.226	24	786	95	178	21	5	10	83	239	.304	102	28	204	4	.334	5	14	29-40	646	218	31	.965
Opponents	.242	24	821	139	199	43	11	22	132	330	.402	121	41	238	0	.366	2	14	14-21	649	256	23	.975

LOB - Team (192), Opp (214). DPs turned - Team (16), Opp (18). CI - Team (0), Opp (1). IBB - Team (4), RUIZ, P. 3, GIANNOLA 1, Opp (13). Picked off - CARRIGG 2, RUIZ, P. 1, BETHANCOURT 1.

2022 San Diego State Baseball  
Overall Statistics for San Diego State (as of Mar 31, 2022)  
(All games Sorted by Earned run avg)

Player	era	w-l	app	gs	cg	sho	sv	ip	h	r	er	bb	so	2b	3b	hr	b/avg	wp	hp	bk	sfa	sha
28 FONDTAIN, TJ	4.30	1-3	6	5	0	0/0	0	29.1	22	15	14	12	24	4	0	4	.208	1	4	1	0	1
50 SAUER, Kelena	4.50	1-4	6	6	0	0/0	0	28.0	29	20	14	16	28	6	3	3	.261	10	6	0	0	2
36 FLORES, Jacob	4.67	1-2	7	5	0	0/0	0	27.0	25	16	14	16	30	3	3	4	.243	2	2	0	1	1
-----																						
47 ARMSTRONG, Eldridge	1.29	0-0	5	0	0	0/0	0	7.0	8	1	1	2	6	1	0	1	.296	2	1	0	0	1
39 MELTON, Troy	1.64	0-1	3	3	0	0/0	0	11.0	7	4	2	5	14	4	0	0	.171	0	0	0	0	1
40 BERCOVICH, Jadon	1.96	1-2	11	0	0	0/0	1	18.1	12	6	4	5	22	3	1	0	.190	1	5	1	0	2
23 GUZMAN, Jonny	3.06	1-2	10	1	0	0/0	1	17.2	9	11	6	9	29	2	0	2	.148	6	6	0	1	2
29 BRODELL, Robert	3.55	0-1	7	0	0	0/0	0	12.2	15	12	5	11	9	3	0	1	.294	4	2	0	0	2
30 CRANTON, Hunter	3.86	0-1	5	1	0	0/0	0	7.0	5	3	3	3	9	2	0	1	.192	2	0	0	0	0
22 CANADA, Chris	4.32	0-0	7	0	0	0/0	0	8.1	9	4	4	8	9	2	0	0	.265	2	1	0	0	0
32 TIBBETT, Ricky	4.67	0-0	9	0	0	0/0	1	17.1	21	10	9	8	16	5	1	3	.292	1	1	0	0	1
26 SERRANO, Omar	4.91	0-1	3	0	0	0/0	0	3.2	1	2	2	5	7	0	0	0	.091	0	3	0	0	0
11 JONES, Avery	6.75	0-0	6	0	0	0/0	0	9.1	8	7	7	6	7	1	1	0	.258	1	1	0	0	1
27 INGRASSIA, Joseph	8.53	0-0	5	0	0	0/0	0	6.1	8	6	6	5	8	3	1	0	.308	3	1	0	0	0
21 LEONHARDT, Brian	9.00	0-1	3	2	0	0/0	0	6.0	9	7	6	3	9	2	0	0	.321	2	2	0	0	0
25 HARGETT, Hunter	10.80	0-0	5	0	0	0/0	0	3.1	3	5	4	3	7	0	0	2	.231	3	5	0	0	0
38 FAULKES, Ryan	18.00	0-0	2	0	0	0/0	0	2.0	4	4	4	1	2	0	1	0	.400	1	1	0	0	0
8 CARRIGG, Cole	54.00	0-1	1	1	0	0/0	0	1.0	4	6	6	3	2	2	0	1	.571	0	0	0	0	0
Totals	4.64	5-19	24	24	0	0/0	3	215.1	199	139	111	121	238	43	11	22	.242	41	41	2	2	14
Opponents	3.29	19-5	24	24	0	3/3	10	216.1	178	95	79	102	204	21	5	10	.226	19	28	2	5	14

PB - Team (9), RUIZ, P. 5, JOHNSON, D. 3, CARRIGG 1, Opp (2). Pickoffs - Team (4), RUIZ, P. 3, FONDTAIN 1, Opp (4). SBA/ATT - RUIZ, P. (12-17), SAUER (2-4), FONDTAIN (2-3), TIBBETT (2-2), SERRANO, O. (1-2), GUZMAN, J. (2-2), JOHNSON, D. (1-2), CARRIGG (2-2), JONES, Av. (0-2), FLORES, J. (0-1), BERCOVICH (1-1), LEONHARDT (1-1), MELTON (1-1), CRANTON, H. (1-1).

2022 San Diego State Baseball  
Overall Statistics for San Diego State (as of Mar 31, 2022)  
(All games Sorted by Fielding pct)

Player	c	po	a	e	fld%	dp	sba	csb	sba%	pb	ci
14 WEEMS, Irvin	31	31	0	0	1.000	0	0	0	---	0	0
46 HAZELHURST, Trevor	28	27	1	0	1.000	1	0	0	---	0	0
41 JOHNSON, Deron	24	20	4	0	1.000	1	1	1	.500	3	0
42 MONTOYA, Shaun	11	11	0	0	1.000	0	0	0	---	0	0
15 CARTER, Xavier	8	8	0	0	1.000	0	0	0	---	0	0
40 BERCOVICH, Jadon	7	2	5	0	1.000	0	1	0	1.000	0	0
11 JONES, Avery	3	1	2	0	1.000	1	0	2	.000	0	0
9 RHEE, Charlie	3	3	0	0	1.000	0	0	0	---	0	0
39 MELTON, Troy	3	1	2	0	1.000	0	1	0	1.000	0	0
22 CANADA, Chris	2	1	1	0	1.000	0	0	0	---	0	0
30 CRANTON, Hunter	1	1	0	0	1.000	0	1	0	1.000	0	0
27 INGRASSIA, Joseph	1	0	1	0	1.000	0	0	0	---	0	0
38 FAULKES, Ryan	1	0	1	0	1.000	0	0	0	---	0	0
45 SIPE, Evan	1	1	0	0	1.000	0	0	0	---	0	0
5 PYATT, Fisher	1	0	1	0	1.000	0	0	0	---	0	0
8 CARRIGG, Cole	92	68	23	1	.989	5	2	0	1.000	1	0
13 RODRIGUEZ, Alex	54	26	27	1	.981	5	0	0	---	0	0
10 BETHANCOURT, Tino	106	93	11	2	.981	7	0	0	---	0	0
24 RUIZ, Poncho	207	184	19	4	.981	2	12	5	.706	5	0
21 LEONHARDT, Brian	85	76	7	2	.976	4	1	0	1.000	0	0
18 GLOWACKI, Tyler	35	33	1	1	.971	1	0	0	---	0	0
1 MILLER, Caden	92	26	62	4	.957	7	0	0	---	0	0
48 GIANNOLA, Johnny	17	16	0	1	.941	0	0	0	---	0	0
3 LEBEAU, Kenny	33	10	21	2	.939	3	0	0	---	0	0
28 FONDTAIN, TJ	7	1	5	1	.857	0	2	1	.667	0	0
31 BUTCHER, Blake	6	1	4	1	.833	0	0	0	---	0	0
36 FLORES, Jacob	6	1	4	1	.833	0	0	1	.000	0	0
12 FOXCROFT, Max	10	2	6	2	.800	0	0	0	---	0	0
23 GUZMAN, Jonny	3	0	2	1	.667	0	2	0	1.000	0	0
50 SAUER, Kelena	10	1	5	4	.600	0	2	2	.500	0	0
29 BRODELL, Robert	5	1	2	2	.600	1	0	0	---	0	0
32 TIBBETT, Ricky	2	0	1	1	.500	0	2	0	1.000	0	0
26 SERRANO, Omar	0	0	0	0	.000	0	1	1	.500	0	0
47 ARMSTRONG, Eldridge	0	0	0	0	.000	0	0	0	---	0	0
2 ZAVOREK, Brady	0	0	0	0	.000	0	0	0	---	0	0
25 HARGETT, Hunter	0	0	0	0	.000	0	0	0	---	0	0
Totals	895	646	218	31	.965	16	14	7	.667	9	0
Opponents	928	649	256	23	.975	18	29	11	.725	2	1

Hitting minimums - 1 Games 2.5 AB/Game  
Pitching minimums - 1 Games 1.0 IP/Game



2022 San Diego State Baseball  
Conference statistics for San Diego State (as of Mar 31, 2022)  
(MW games only Sorted by Batting avg)

Record: 0-9 Home: 0-6 Away: 0-3 MW: 0-9

Player	avg	gp-gs	ab	r	h	2b	3b	hr	rbi	tb	slg%	bb	hp	so	gdp	ob%	sf	sh	sb-att	po	a	e	fld%
14 WEEEMS, Irvin	.333	8-6	24	4	8	1	0	1	4	12	.500	2	2	4	0	.429	0	1	3-3	14	0	0	1.000
8 CARRIGG, Cole	.308	9-9	39	7	12	2	1	1	7	19	.487	0	1	5	0	.325	0	0	4-6	25	16	0	1.000
24 RUIZ, Poncho	.286	9-9	28	4	8	1	1	0	4	11	.393	10	1	4	0	.475	1	0	1-1	71	8	2	.975
1 MILLER, Caden	.265	9-9	34	5	9	0	0	1	1	12	.353	5	1	5	0	.375	0	1	2-2	8	28	3	.923
18 GLOWACKI, Tyler	.217	8-8	23	2	5	0	0	0	1	5	.217	6	1	2	1	.400	0	2	1-2	10	1	0	1.000
41 JOHNSON, Deron	.185	9-6	27	2	5	2	0	1	2	10	.370	2	0	3	1	.241	0	0	0-0	2	0	0	1.000
48 GIANNOLA, Johnny	.174	7-6	23	1	4	2	1	0	2	8	.348	1	0	9	0	.208	0	0	0-0	3	0	0	1.000
-----																							
42 MONTOYA, Shaun	.400	3-3	10	0	4	0	0	0	0	4	.400	0	0	4	0	.400	0	0	1-2	6	0	0	1.000
10 BETHANCOURT, Tino	.353	5-5	17	2	6	0	0	1	3	9	.529	2	0	5	0	.421	0	0	1-1	24	4	1	.966
9 RHEE, Charlie	.250	3-1	4	0	1	0	0	0	0	1	.250	1	0	3	0	.400	0	0	0-0	1	0	0	1.000
21 LEONHARDT, Brian	.190	8-6	21	2	4	0	0	1	2	7	.333	2	2	5	0	.320	0	0	0-0	35	4	1	.975
15 CARTER, Xavier	.125	3-2	8	0	1	0	0	0	0	1	.125	0	0	1	0	.125	0	0	0-0	3	0	0	1.000
3 LEBEAU, Kenny	.067	7-5	15	2	1	1	0	0	0	2	.133	2	0	4	0	.176	0	1	0-0	2	5	1	.875
46 HAZELHURST, Trevor	.000	7-2	11	2	0	0	0	0	0	0	.000	2	0	5	1	.154	0	0	0-0	21	1	0	1.000
13 RODRIGUEZ, Alex	.000	6-4	9	0	0	0	0	0	0	0	.000	1	1	4	0	.182	0	0	0-0	6	6	1	.923
22 CANADA, Chris	.000	1-0	0	0	0	0	0	0	0	0	.000	0	0	0	0	.000	0	0	0-0	0	0	0	.000
27 INGRASSIA, Joseph	.000	1-0	0	0	0	0	0	0	0	0	.000	0	0	0	0	.000	0	0	0-0	0	0	0	.000
29 BRODELL, Robert	.000	1-0	0	0	0	0	0	0	0	0	.000	0	0	0	0	.000	0	0	0-0	0	0	0	.000
45 SIPE, Evan	.000	1-0	0	0	0	0	0	0	0	0	.000	0	0	0	0	.000	0	0	0-0	0	0	0	.000
11 JONES, Avery	.000	3-0	0	0	0	0	0	0	0	0	.000	0	0	0	0	.000	0	0	0-0	1	0	0	1.000
36 FLORES, Jacob	.000	3-1	0	0	0	0	0	0	0	0	.000	0	0	0	0	.000	0	0	0-0	1	1	0	1.000
40 BERCOVICH, Jadon	.000	4-0	0	0	0	0	0	0	0	0	.000	0	0	0	0	.000	0	0	0-0	0	2	0	1.000
30 CRANTON, Hunter	.000	1-0	0	0	0	0	0	0	0	0	.000	0	0	0	0	.000	0	0	0-0	0	0	0	.000
23 GUZMAN, Jonny	.000	5-0	0	0	0	0	0	0	0	0	.000	0	0	0	0	.000	0	0	0-0	0	1	1	.500
50 SAUER, Kelena	.000	3-3	0	0	0	0	0	0	0	0	.000	0	0	0	0	.000	0	0	0-0	0	1	2	.333
47 ARMSTRONG, Eldridge	.000	1-0	0	0	0	0	0	0	0	0	.000	0	0	0	0	.000	0	0	0-0	0	0	0	.000
28 FONDTAIN, TJ	.000	3-2	0	0	0	0	0	0	0	0	.000	0	0	0	0	.000	0	0	0-0	1	1	0	1.000
39 MELTON, Troy	.000	4-3	0	0	0	0	0	0	0	0	.000	0	0	0	0	.000	0	0	0-0	1	2	0	1.000
12 FOXCROFT, Max	.000	1-0	0	0	0	0	0	0	0	0	.000	0	0	0	0	.000	0	0	0-0	0	0	0	.000
32 TIBBETT, Ricky	.000	4-0	0	0	0	0	0	0	0	0	.000	0	0	0	0	.000	0	0	0-0	0	1	1	.500
Totals	.232	9	293	33	68	9	3	6	26	101	.345	36	9	63	3	.333	1	5	13-17	235	82	13	.961
Opponents	.218	9	298	54	65	15	4	8	51	112	.376	48	13	82	0	.351	0	6	3-5	243	90	6	.982

LOB - Team (68), Opp (76). DPs turned - Team (3), Opp (6). IBB - Team (2), RUIZ, P. 2, Opp (6). Picked off - BETHANCOURT 1, CARRIGG 1.

(MW games only Sorted by Earned run avg)

Player	era	w-l	app	gs	cg	sho	sv	ip	h	r	er	bb	so	2b	3b	hr	b/avg	wp	hp	bk	sfa	sha	
39 MELTON, Troy	1.64	0-1	3	3	0	0/0	0	11.0	7	4	2	5	14	4	0	0	.171	0	0	0	0	1	
50 SAUER, Kelena	4.63	0-2	3	3	0	0/0	0	11.2	10	10	6	12	11	3	1	0	.222	7	6	0	0	1	
36 FLORES, Jacob	6.00	0-1	3	1	0	0/0	0	9.0	8	6	6	5	8	1	1	2	.229	1	0	0	0	0	
28 FONDTAIN, TJ	6.60	0-2	3	2	0	0/0	0	15.0	11	11	11	6	11	3	0	2	.200	1	2	1	0	1	
-----																							
29 BRODELL, Robert	0.00	0-0	1	0	0	0/0	0	0.2	1	0	0	0	0	0	0	0	.333	0	0	0	0	0	
30 CRANTON, Hunter	0.00	0-0	1	0	0	0/0	0	0.2	0	0	0	1	2	0	0	0	.000	1	0	0	0	0	
21 LEONHARDT, Brian	0.00	0-0	1	0	0	0/0	0	0.0	1	0	0	0	0	0	0	0	1.000	1	0	0	0	0	
23 GUZMAN, Jonny	3.00	0-1	5	0	0	0/0	0	6.0	3	6	2	4	11	1	0	1	.130	2	2	0	0	1	
40 BERCOVICH, Jadon	3.18	0-2	4	0	0	0/0	0	5.2	7	4	2	5	7	1	1	0	.304	1	2	0	0	1	
32 TIBBETT, Ricky	4.50	0-0	4	0	0	0/0	0	8.0	8	5	4	4	7	0	1	2	.250	0	0	0	0	1	
11 JONES, Avery	4.50	0-0	3	0	0	0/0	0	6.0	4	3	3	3	6	1	0	0	.211	0	0	0	0	0	
22 CANADA, Chris	6.00	0-0	1	0	0	0/0	0	3.0	2	2	2	2	3	1	0	0	.182	0	1	0	0	0	
47 ARMSTRONG, Eldridge	9.00	0-0	1	0	0	0/0	0	1.0	2	1	1	0	1	0	0	1	.400	0	0	0	0	0	
27 INGRASSIA, Joseph	27.00	0-0	1	0	0	0/0	0	0.2	1	2	2	1	1	0	0	0	.333	0	0	0	0	0	
Totals	4.71	0-9	9	9	0	0/0	0	78.1	65	54	41	48	82	15	4	8	.218	14	13	1	0	6	
Opponents	3.11	9-0	9	9	0	1/1	5	81.0	68	33	28	36	63	9	3	6	.232	7	9	2	1	5	

PB - Team (2), RUIZ, P. 2, Opp (1). Pickoffs - Team (1), RUIZ, P. 1, Opp (2). SBA/ATT - RUIZ, P. (3-5), JONES, Av. (0-2), GUZMAN, J. (1-1), FONDTAIN (1-1), MELTON (1-1).

2022 San Diego State Baseball  
 Conference statistics for San Diego State (as of Mar 31, 2022)  
 (MW games only Sorted by Fielding pct)

Player	c	po	a	e	fld%	dp	sba	csb	sba%	pb	ci
8 CARRIGG, Cole	41	25	16	0	1.000	1	0	0	---	0	0
46 HAZELHURST, Trevor	22	21	1	0	1.000	0	0	0	---	0	0
14 WEEMS, Irvin	14	14	0	0	1.000	0	0	0	---	0	0
18 GLOWACKI, Tyler	11	10	1	0	1.000	1	0	0	---	0	0
42 MONTOYA, Shaun	6	6	0	0	1.000	0	0	0	---	0	0
48 GIANNOLA, Johnny	3	3	0	0	1.000	0	0	0	---	0	0
15 CARTER, Xavier	3	3	0	0	1.000	0	0	0	---	0	0
39 MELTON, Troy	3	1	2	0	1.000	0	1	0	1.000	0	0
40 BERCOVICH, Jadon	2	0	2	0	1.000	0	0	0	---	0	0
36 FLORES, Jacob	2	1	1	0	1.000	0	0	0	---	0	0
28 FONDTAIN, TJ	2	1	1	0	1.000	0	1	0	1.000	0	0
41 JOHNSON, Deron	2	2	0	0	1.000	0	0	0	---	0	0
11 JONES, Avery	1	1	0	0	1.000	0	0	2	.000	0	0
9 RHEE, Charlie	1	1	0	0	1.000	0	0	0	---	0	0
24 RUIZ, Poncho	81	71	8	2	.975	1	3	2	.600	2	0
21 LEONHARDT, Brian	40	35	4	1	.975	1	0	0	---	0	0
10 BETHANCOURT, Tino	29	24	4	1	.966	1	0	0	---	0	0
1 MILLER, Caden	39	8	28	3	.923	2	0	0	---	0	0
13 RODRIGUEZ, Alex	13	6	6	1	.923	1	0	0	---	0	0
3 LEBEAU, Kenny	8	2	5	1	.875	0	0	0	---	0	0
32 TIBBETT, Ricky	2	0	1	1	.500	0	0	0	---	0	0
23 GUZMAN, Jonny	2	0	1	1	.500	0	1	0	1.000	0	0
50 SAUER, Kelena	3	0	1	2	.333	0	0	0	---	0	0
29 BRODELL, Robert	0	0	0	0	.000	0	0	0	---	0	0
30 CRANTON, Hunter	0	0	0	0	.000	0	0	0	---	0	0
22 CANADA, Chris	0	0	0	0	.000	0	0	0	---	0	0
47 ARMSTRONG, Eldridge	0	0	0	0	.000	0	0	0	---	0	0
12 FOXCROFT, Max	0	0	0	0	.000	0	0	0	---	0	0
45 SIPE, Evan	0	0	0	0	.000	0	0	0	---	0	0
27 INGRASSIA, Joseph	0	0	0	0	.000	0	0	0	---	0	0
Totals	330	235	82	13	.961	3	3	2	.600	2	0
Opponents	339	243	90	6	.982	6	13	4	.765	1	0

Hitting minimums - 1 Games 2.5 AB/Game  
 Pitching minimums - 1 Games 1.0 IP/Game







2022 San Diego State Baseball  
Miscellaneous Stats for San Diego State (as of Mar 31, 2022)  
(All games)

Multiple Hit Games	2	3	4	5+	Total
1 MILLER, Caden	9	1	-	-	10
8 CARRIGG, Cole	4	3	-	-	7
18 GLOWACKI, Tyler	2	2	-	-	4
24 RUIZ, Poncho	3	1	-	-	4
21 LEONHARDT, Brian	4	-	-	-	4
42 MONTOYA, Shaun	3	-	-	-	3
14 WEEMS, Irvin	2	1	-	-	3
48 GIANNOLA, Johnny	3	-	-	-	3
41 JOHNSON, Deron	2	-	-	-	2
10 BETHANCOURT, Tin	1	-	-	-	1
13 RODRIGUEZ, Alex	-	1	-	-	1
TEAM	33	9	0	0	42

Multiple RBI Games	2	3	4	5+	Total
8 CARRIGG, Cole	5	-	-	-	5
21 LEONHARDT, Brian	4	-	-	-	4
1 MILLER, Caden	1	1	1	-	3
41 JOHNSON, Deron	2	-	-	-	2
24 RUIZ, Poncho	2	-	-	-	2
18 GLOWACKI, Tyler	-	1	-	-	1
9 RHEE, Charlie	1	-	-	-	1
3 LEBEAU, Kenny	1	-	-	-	1
14 WEEMS, Irvin	-	1	-	-	1
48 GIANNOLA, Johnny	1	-	-	-	1
10 BETHANCOURT, Tin	1	-	-	-	1
TEAM	18	3	1	0	22

Hitting Streaks	Longest	Current
24 RUIZ, Poncho	9	-
8 CARRIGG, Cole	8	-
1 MILLER, Caden	8	1
10 BETHANCOURT, Tin	7	7
18 GLOWACKI, Tyler	4	1
14 WEEMS, Irvin	4	-
21 LEONHARDT, Brian	4	-
41 JOHNSON, Deron	3	1
3 LEBEAU, Kenny	2	-
48 GIANNOLA, Johnny	2	-
15 CARTER, Xavier	2	-
46 HAZELHURST, Trev	2	-
9 RHEE, Charlie	1	-
13 RODRIGUEZ, Alex	1	-
42 MONTOYA, Shaun	1	-

Reached Base Streaks	Longest	Current
24 RUIZ, Poncho	15	-
1 MILLER, Caden	13	1
18 GLOWACKI, Tyler	10	1
8 CARRIGG, Cole	10	-
10 BETHANCOURT, Tin	7	7
14 WEEMS, Irvin	7	-
3 LEBEAU, Kenny	6	-
41 JOHNSON, Deron	6	1
21 LEONHARDT, Brian	4	-
13 RODRIGUEZ, Alex	4	-
46 HAZELHURST, Trev	3	-
15 CARTER, Xavier	3	-
48 GIANNOLA, Johnny	3	-
42 MONTOYA, Shaun	2	2
28 FONDTAIN, TJ	2	-
9 RHEE, Charlie	1	-
45 SIPE, Evan	1	1
12 FOXCROFT, Max	1	1

2022 San Diego State Baseball  
Miscellaneous Stats for San Diego State (as of Mar 31, 2022)  
(All games)

Starting Lineup By Position  
(Team W-L record when starter)

PITCHER:		
50 SAUER, Kelena	6	(1-5)
36 FLORES, Jacob	5	(3-2)
28 FONDTAIN, TJ	5	(1-4)
39 MELTON, Troy	3	(0-3)
21 LEONHARDT, Bria	2	(0-2)
23 GUZMAN, Jonny	1	(0-1)
8 CARRIGG, Cole	1	(0-1)
30 CRANTON, Hunter	1	(0-1)
CATCHER:		
24 RUIZ, Poncho	19	(3-16)
8 CARRIGG, Cole	3	(1-2)
41 JOHNSON, Deron	2	(1-1)
FIRST BASE:		
21 LEONHARDT, Bria	12	(3-9)
10 BETHANCOURT, Ti	10	(2-8)
46 HAZELHURST, Tre	2	(0-2)
SECOND BASE:		
13 RODRIGUEZ, Alex	13	(3-10)
8 CARRIGG, Cole	9	(1-8)
3 LEBEAU, Kenny	2	(1-1)
THIRD BASE:		
10 BETHANCOURT, Ti	8	(3-5)
3 LEBEAU, Kenny	8	(0-8)
31 BUTCHER, Blake	3	(1-2)
12 FOXCROFT, Max	3	(1-2)
13 RODRIGUEZ, Alex	2	(0-2)
SHORTSTOP:		
1 MILLER, Caden	24	(5-19)
LEFT FIELD:		
48 GIANNOLA, Johnn	13	(3-10)
18 GLOWACKI, Tyler	5	(1-4)
15 CARTER, Xavier	3	(0-3)
46 HAZELHURST, Tre	2	(1-1)
9 RHEE, Charlie	1	(0-1)
CENTER FIELD:		
14 WEEMS, Irvin	10	(2-8)
8 CARRIGG, Cole	9	(2-7)
42 MONTOYA, Shaun	5	(1-4)
RIGHT FIELD:		
18 GLOWACKI, Tyler	16	(3-13)
14 WEEMS, Irvin	3	(1-2)
42 MONTOYA, Shaun	3	(0-3)
9 RHEE, Charlie	1	(1-0)
15 CARTER, Xavier	1	(0-1)
DESIGNATED HITTER:		
41 JOHNSON, Deron	6	(0-6)
21 LEONHARDT, Bria	5	(1-4)
24 RUIZ, Poncho	5	(2-3)
48 GIANNOLA, Johnn	3	(1-2)
28 FONDTAIN, TJ	2	(0-2)
8 CARRIGG, Cole	1	(0-1)
46 HAZELHURST, Tre	1	(1-0)
2 ZAVOREK, Brady	1	(0-1)

Starting Lineup By Lineup Spot  
(Team W-L record when starter)

LEADOFF:		
1 MILLER, Caden	24	(5-19)
2ND SPOT:		
8 CARRIGG, Cole	14	(2-12)
18 GLOWACKI, Tyler	7	(3-4)
42 MONTOYA, Shaun	2	(0-2)
48 GIANNOLA, Johnn	1	(0-1)
3RD SPOT:		
24 RUIZ, Poncho	22	(4-18)
8 CARRIGG, Cole	2	(1-1)
CLEANUP:		
21 LEONHARDT, Bria	8	(3-5)
48 GIANNOLA, Johnn	8	(1-7)
8 CARRIGG, Cole	3	(0-3)
41 JOHNSON, Deron	2	(0-2)
24 RUIZ, Poncho	2	(1-1)
28 FONDTAIN, TJ	1	(0-1)
5TH SPOT:		
18 GLOWACKI, Tyler	5	(0-5)
41 JOHNSON, Deron	5	(1-4)
10 BETHANCOURT, Ti	5	(1-4)
48 GIANNOLA, Johnn	4	(2-2)
21 LEONHARDT, Bria	2	(0-2)
46 HAZELHURST, Tre	1	(1-0)
28 FONDTAIN, TJ	1	(0-1)
15 CARTER, Xavier	1	(0-1)
6TH SPOT:		
10 BETHANCOURT, Ti	6	(2-4)
14 WEEMS, Irvin	5	(0-5)
18 GLOWACKI, Tyler	4	(0-4)
8 CARRIGG, Cole	3	(1-2)
48 GIANNOLA, Johnn	2	(1-1)
42 MONTOYA, Shaun	2	(0-2)
46 HAZELHURST, Tre	1	(1-0)
2 ZAVOREK, Brady	1	(0-1)
7TH SPOT:		
21 LEONHARDT, Bria	7	(1-6)
18 GLOWACKI, Tyler	5	(1-4)
14 WEEMS, Irvin	4	(1-3)
10 BETHANCOURT, Ti	3	(1-2)
9 RHEE, Charlie	1	(1-0)
46 HAZELHURST, Tre	1	(0-1)
42 MONTOYA, Shaun	1	(0-1)
41 JOHNSON, Deron	1	(0-1)
31 BUTCHER, Blake	1	(0-1)
8TH SPOT:		
13 RODRIGUEZ, Alex	5	(0-5)
3 LEBEAU, Kenny	5	(1-4)
10 BETHANCOURT, Ti	4	(1-3)
42 MONTOYA, Shaun	3	(1-2)
15 CARTER, Xavier	3	(0-3)
12 FOXCROFT, Max	2	(1-1)
14 WEEMS, Irvin	1	(1-0)
48 GIANNOLA, Johnn	1	(0-1)
9TH SPOT:		
13 RODRIGUEZ, Alex	10	(3-7)
3 LEBEAU, Kenny	5	(0-5)
14 WEEMS, Irvin	3	(1-2)
31 BUTCHER, Blake	2	(1-1)
46 HAZELHURST, Tre	2	(0-2)
9 RHEE, Charlie	1	(0-1)
12 FOXCROFT, Max	1	(0-1)





# Individual Career History

## ARMSTRONG, Eldridge

Year	avg	gp-gs	ab	r	h	2b	3b	hr	rbi	tb	slg%	bb	hbp	so	gdp	ob%	sf	sh	sb-att	po	a	e	fld%
2022	.000	5-0	0	0	0	0	0	0	0	0	.000	0	0	0	0	.000	0	0	0-0	0	0	0	.000
TOTAL	.000	5-0	0	0	0	0	0	0	0	0	.000	0	0	0	0	.000	0	0	0-0	0	0	0	.000

Year	era	w-l	app	gs	cq	sho	sv	ip	h	r	er	bb	so	2b	3b	hr	bf	bavg	wp	hbp	bk	sfa	sha
2022	1.29	0-0	5	0	0	0/0	0	7.0	8	1	1	2	6	1	0	1	31	.296	2	1	0	0	1
TOTAL	1.29	0-0	5	0	0	0/0	0	7.0	8	1	1	2	6	1	0	1	31	.296	2	1	0	0	1

SINGLE-GAME HIGHS [all-time ranking]:  
 Innings pitched: 2.2, UC San Diego, 03-29-22  
 Walks allowed: 2, UC San Diego, 03-29-22  
 Strikeouts: 2, Hawai'i, 02-28-22; Iowa, 03-15-22  
 Batters faced: 12, UC San Diego, 03-29-22

## BERCOVICH, Jadon

Year	avg	gp-gs	ab	r	h	2b	3b	hr	rbi	tb	slg%	bb	hbp	so	gdp	ob%	sf	sh	sb-att	po	a	e	fld%
2022	.000	11-0	0	0	0	0	0	0	0	0	.000	0	0	0	0	.000	0	0	0-0	2	5	0	1.000
TOTAL	.000	11-0	0	0	0	0	0	0	0	0	.000	0	0	0	0	.000	0	0	0-0	2	5	0	1.000

Year	era	w-l	app	gs	cq	sho	sv	ip	h	r	er	bb	so	2b	3b	hr	bf	bavg	wp	hbp	bk	sfa	sha
2022	1.96	1-2	11	0	0	0/0	1	18.1	12	6	4	5	22	3	1	0	75	.190	1	5	1	0	2
TOTAL	1.96	1-2	11	0	0	0/0	1	18.1	12	6	4	5	22	3	1	0	75	.190	1	5	1	0	2

SINGLE-GAME HIGHS [all-time ranking]:  
 Innings pitched: 6.0, Hawai'i, 02-28-22  
 Walks allowed: 2, Fresno State, 03-25-22  
 Strikeouts: 7, Hawai'i, 02-28-22  
 Batters faced: 20, Hawai'i, 02-28-22  
 Field chances: 3, Hawai'i, 02-28-22  
 Putouts: 1, Utah, 02-27-22; Hawai'i, 02-28-22  
 Assists: 2, Hawai'i, 02-28-22

## Individual Career History

### BETHANCOURT, Tino

Year	avg	gp-gs	ab	r	h	2b	3b	hr	rbi	tb	slg%	bb	hbp	so	gdp	ob%	sf	sh	sb-att	po	a	e	fld%
2022	.211	18-18	57	9	12	1	0	1	6	16	.281	9	3	16	0	.338	2	0	2-3	93	11	2	.981
TOTAL	.211	18-18	57	9	12	1	0	1	6	16	.281	9	3	16	0	.338	2	0	2-3	93	11	2	.981

**SINGLE-GAME HIGHS [all-time ranking]:**

Hits: 2, at San Jose State, 03-19-22  
 Doubles: 1, Arizona State, 03-06-22  
 Home runs: 1 [t-7th], at San Jose State, 03-20-22  
 Total bases: 4, at San Jose State, 03-20-22  
 RBI: 2, at San Jose State, 03-19-22  
 Runs scored: 2, Hawai'i, 02-28-22  
 Walks: 2, vs TCU, 02-18-22; Utah, 02-26-22  
 Hit by pitch: 1, vs Houston, 02-19-22; Hawai'i, 02-28-22; at UC San Diego, 03-22-22  
 Struck out: 2, Utah, 02-27-22; UC Irvine, 03-01-22; UNLV, 03-12-22  
 Sac flies: 1 [t-4th], Arizona State, 03-04-22; at UC San Diego, 03-22-22  
 At bats: 5, Hawai'i, 02-28-22  
 Stolen bases: 1, Utah, 02-27-22; UNLV, 03-11-22  
 Caught stealing: 1 [t-2nd], vs Houston, 02-19-22  
 Field chances: 16 [t-4th], Hawai'i, 02-28-22  
 Putouts: 14, Hawai'i, 02-28-22  
 Assists: 2, Hawai'i, 02-28-22; at San Jose State, 03-19-22; at San Jose State, 03-20-22

### BRODELL, Robert

Year	avg	gp-gs	ab	r	h	2b	3b	hr	rbi	tb	slg%	bb	hbp	so	gdp	ob%	sf	sh	sb-att	po	a	e	fld%
2022	.000	7-0	0	0	0	0	0	0	0	0	.000	0	0	0	0	.000	0	0	0-0	1	2	2	.600
TOTAL	.000	7-0	0	0	0	0	0	0	0	0	.000	0	0	0	0	.000	0	0	0-0	1	2	2	.600

Year	era	w-l	app	gs	cq	sho	sv	ip	h	r	er	bb	so	2b	3b	hr	bf	bavg	wp	hbp	bk	sfa	sha
2022	3.55	0-1	7	0	0	0/0	0	12.2	15	12	5	11	9	3	0	1	66	.294	4	2	0	0	2
TOTAL	3.55	0-1	7	0	0	0/0	0	12.2	15	12	5	11	9	3	0	1	66	.294	4	2	0	0	2

**SINGLE-GAME HIGHS [all-time ranking]:**

Innings pitched: 4.0, Utah, 02-26-22  
 Walks allowed: 4 [t-6th], UC Irvine, 03-01-22  
 Strikeouts: 4, Utah, 02-26-22  
 Batters faced: 17, Arizona State, 03-04-22  
 Field chances: 3, at UC San Diego, 03-22-22  
 Putouts: 1, at UC San Diego, 03-22-22  
 Assists: 2, at UC San Diego, 03-22-22

## Individual Career History

### BUTCHER, Blake

Year	avg	gp-gs	ab	r	h	2b	3b	hr	rbi	tb	slg%	bb	hbp	so	gdp	ob%	sf	sh	sb-att	po	a	e	fld%
2022	.000	4-3	6	0	0	0	0	0	0	0	.000	0	0	4	0	.000	0	0	0-0	1	4	1	.833
TOTAL	.000	4-3	6	0	0	0	0	0	0	0	.000	0	0	4	0	.000	0	0	0-0	1	4	1	.833

SINGLE-GAME HIGHS [all-time ranking]:

Struck out: 2, Iowa, 03-15-22

At bats: 2, Arizona State, 03-06-22; Iowa, 03-15-22

Field chances: 3, Hawai'i, 02-28-22

Putouts: 1, Arizona State, 03-06-22

Assists: 3, Hawai'i, 02-28-22

### CANADA, Chris

Year	avg	gp-gs	ab	r	h	2b	3b	hr	rbi	tb	slg%	bb	hbp	so	gdp	ob%	sf	sh	sb-att	po	a	e	fld%
2022	.000	7-0	0	0	0	0	0	0	0	0	.000	0	0	0	0	.000	0	0	0-0	1	1	0	1.000
TOTAL	.000	7-0	0	0	0	0	0	0	0	0	.000	0	0	0	0	.000	0	0	0-0	1	1	0	1.000

Year	era	w-l	app	gs	cq	sho	sv	ip	h	r	er	bb	so	2b	3b	hr	bf	bavg	wp	hbp	bk	sfa	sha
2022	4.32	0-0	7	0	0	0/0	0	8.1	9	4	4	8	9	2	0	0	43	.265	2	1	0	0	0
TOTAL	4.32	0-0	7	0	0	0/0	0	8.1	9	4	4	8	9	2	0	0	43	.265	2	1	0	0	0

SINGLE-GAME HIGHS [all-time ranking]:

Innings pitched: 3.0, Fresno State, 03-26-22

Walks allowed: 2, Iowa, 03-15-22; Fresno State, 03-26-22

Strikeouts: 3, Fresno State, 03-26-22

Batters faced: 14, Fresno State, 03-26-22

Field chances: 1, Hawai'i, 02-28-22; Iowa, 03-15-22

Putouts: 1, Hawai'i, 02-28-22

Assists: 1, Iowa, 03-15-22

## Individual Career History

### CARRIGG, Cole

Year	avg	gp-gs	ab	r	h	2b	3b	hr	rbi	tb	slg%	bb	hbp	so	gdp	ob%	sf	sh	sb-att	po	a	e	fld%
2021	.270	37-33	111	37	30	11	1	2	23	49	.441	21	5	22	0	.406	1	0	3-3	33	21	11	.831
2022	.299	23-22	87	11	26	3	1	1	13	34	.391	3	1	16	1	.330	0	4	5-7	68	23	1	.989
TOTAL	.283	60-55	198	48	56	14	2	3	36	83	.419	24	6	38	1	.376	1	4	8-10	101	44	12	.924

Year	era	w-l	app	gs	cg	sho	sv	ip	h	r	er	bb	so	2b	3b	hr	bf	bavq	wp	hbp	bk	sfa	sha
2021	0.00	0-0	2	0	0	0/0	0	1.1	3	2	0	1	0	0	0	0	8	.500	0	0	1	1	0
2022	54.00	0-1	1	1	0	0/0	0	1.0	4	6	6	3	2	2	0	1	10	.571	0	0	0	0	0
TOTAL	23.14	0-1	3	1	0	0/0	0	2.1	7	8	6	4	2	2	0	1	18	.538	0	0	1	1	0

#### SINGLE-GAME HIGHS [all-time ranking]:

Hits: 3, 4 times

Doubles: 2 [t-5th], at Fresno State, 04-17-21; Dixie State, 04-25-21; at Nevada, 05-01-21

Triples: 1 [t-1st], UNLV, 03-14-21; at San Jose State, 03-18-22

Home runs: 1 [t-7th], at San Jose State, 03-20-22; San Jose State, 05-08-21; at Air Force, 05-22-21

Total bases: 7, at Air Force, 05-22-21

RBI: 3, Dixie State, 04-25-21; at Air Force, 05-22-21

Runs scored: 4 [t-2nd], at Air Force, 05-22-21

Walks: 2, 6 times

Hit by pitch: 1, 5 times

Struck out: 2, 10 times

Sac flies: 1 [t-4th], at Nevada, 04-30-21

Sac bunts: 2 [t-1st], Utah, 02-27-22

At bats: 7 [t-1st], Hawai'i, 02-28-22

Stolen bases: 2 [t-3rd], UNLV, 03-12-22; at San Jose State, 03-20-22

Caught stealing: 1 [t-2nd], UNLV, 03-13-22; Fresno State, 03-27-22

Innings pitched: 1.0, Iowa, 03-15-22; at San Jose State, Mar 27, 2021

Walks allowed: 3, Iowa, 03-15-22

Strikeouts: 2, Iowa, 03-15-22

Batters faced: 10, Iowa, 03-15-22

Field chances: 13, at UC Irvine, Feb 22, 2022

Putouts: 11, at UC Irvine, Feb 22, 2022

Assists: 5, Fresno State, 03-26-22

### CARTER, Xavier

Year	avg	gp-gs	ab	r	h	2b	3b	hr	rbi	tb	slg%	bb	hbp	so	gdp	ob%	sf	sh	sb-att	po	a	e	fld%
2020	1.000	2-0	1	1	1	0	0	0	0	1	1.000	0	0	0	0	1.000	0	0	0-0	0	0	0	.000
2021	.286	3-2	7	1	2	0	0	1	2	5	.714	1	0	1	0	.375	0	0	0-0	3	0	0	1.000
2022	.133	8-4	15	1	2	0	0	0	1	2	.133	2	0	2	0	.235	0	0	0-0	8	0	0	1.000
TOTAL	.217	13-6	23	3	5	0	0	1	3	8	.348	3	0	3	0	.308	0	0	0-0	11	0	0	1.000

#### SINGLE-GAME HIGHS [all-time ranking]:

Hits: 2, Dixie State, 04-25-21

Home runs: 1 [t-7th], Dixie State, 04-25-21

Total bases: 5, Dixie State, 04-25-21

RBI: 2, Dixie State, 04-25-21

Runs scored: 1, at UC San Diego, 03-22-22; Dixie State, 04-25-21; at Oklahoma, Mar 08, 2020

Walks: 2, at UC San Diego, 03-22-22

Struck out: 1, Fresno State, 03-26-22; UC San Diego, 03-29-22; at Nevada, 05-01-21

At bats: 4, Fresno State, 03-26-22; at UC Irvine, Feb 22, 2022

Field chances: 2, 4 times

Putouts: 2, 4 times

## Individual Career History

### CRANTON, Hunter

Year	avg	gp-gs	ab	r	h	2b	3b	hr	rbi	tb	slg%	bb	hbp	so	gdp	ob%	sf	sh	sb-att	po	a	e	fld%
2022	.000	5-1	0	0	0	0	0	0	0	0	.000	0	0	0	0	.000	0	0	0-0	1	0	0	1.000
TOTAL	.000	5-1	0	0	0	0	0	0	0	0	.000	0	0	0	0	.000	0	0	0-0	1	0	0	1.000

Year	era	w-l	app	gs	cq	sho	sv	ip	h	r	er	bb	so	2b	3b	hr	bf	bavg	wp	hbp	bk	sfa	sha
2022	3.86	0-1	5	1	0	0/0	0	7.0	5	3	3	3	9	2	0	1	29	.192	2	0	0	0	0
TOTAL	3.86	0-1	5	1	0	0/0	0	7.0	5	3	3	3	9	2	0	1	29	.192	2	0	0	0	0

SINGLE-GAME HIGHS [all-time ranking]:

Innings pitched: 3.0, UC Irvine, 03-01-22

Walks allowed: 2, UC Irvine, 03-01-22

Strikeouts: 2, 4 times

Batters faced: 15, UC Irvine, 03-01-22

Field chances: 1, UC Irvine, 03-01-22

Putouts: 1, UC Irvine, 03-01-22

### FAULKS, Ryan

Year	avg	gp-gs	ab	r	h	2b	3b	hr	rbi	tb	slg%	bb	hbp	so	gdp	ob%	sf	sh	sb-att	po	a	e	fld%
2022	.000	2-0	0	0	0	0	0	0	0	0	.000	0	0	0	0	.000	0	0	0-0	0	1	0	1.000
TOTAL	.000	2-0	0	0	0	0	0	0	0	0	.000	0	0	0	0	.000	0	0	0-0	0	1	0	1.000

Year	era	w-l	app	gs	cq	sho	sv	ip	h	r	er	bb	so	2b	3b	hr	bf	bavg	wp	hbp	bk	sfa	sha
2022	18.00	0-0	2	0	0	0/0	0	2.0	4	4	4	1	2	0	1	0	12	.400	1	1	0	0	0
TOTAL	18.00	0-0	2	0	0	0/0	0	2.0	4	4	4	1	2	0	1	0	12	.400	1	1	0	0	0

SINGLE-GAME HIGHS [all-time ranking]:

Innings pitched: 1.0, Iowa, 03-15-22; at UC Irvine, Feb 22, 2022

Walks allowed: 1, Iowa, 03-15-22

Strikeouts: 2, at UC Irvine, Feb 22, 2022

Batters faced: 8, at UC Irvine, Feb 22, 2022

Field chances: 1, Iowa, 03-15-22

Assists: 1, Iowa, 03-15-22

# Individual Career History

## FLORES, Jacob

Year	avg	gp-gs	ab	r	h	2b	3b	hr	rbi	tb	slg%	bb	hbp	so	gdp	ob%	sf	sh	sb-att	po	a	e	fld%
2018	.000	0-0	0	0	0	0	0	0	0	0	.000	0	0	0	0	.000	0	0	0-0	0	1	0	1.000
2019	.000	20-1	0	0	0	0	0	0	0	0	.000	0	0	0	0	.000	0	0	0-0	0	6	2	.750
2020	.000	8-1	0	0	0	0	0	0	0	0	.000	0	0	0	0	.000	0	0	0-0	0	7	0	1.000
2021	.000	7-0	0	0	0	0	0	0	0	0	.000	0	0	0	0	.000	0	0	0-0	0	0	0	.000
2022	.000	7-5	0	0	0	0	0	0	0	0	.000	0	0	0	0	.000	0	0	0-0	1	4	1	.833
TOTAL	.000	42-7	0	0	0	0	0	0	0	0	.000	0	0	0	0	.000	0	0	0-0	1	18	3	.864

Year	era	w-l	app	gs	cg	sho	sv	ip	h	r	er	bb	so	2b	3b	hr	bf	bavg	wp	hbp	bk	sfa	sha
2018	3.86	0-0	19	2	0	0/0	1	21.0	17	11	9	12	19	3	1	3	96	.221	5	4	0	3	0
2019	3.75	2-2	20	1	0	0/0	1	36.0	37	21	15	27	38	4	0	2	172	.274	3	5	0	2	2
2020	1.45	2-0	8	1	0	0/0	0	18.2	14	4	3	11	25	1	0	1	82	.203	2	2	1	0	0
2021	19.80	0-0	7	0	0	0/0	0	5.0	6	12	11	11	6	2	0	0	36	.300	3	4	0	1	0
2022	4.67	1-2	7	5	0	0/0	0	27.0	25	16	14	16	30	3	3	4	123	.243	2	2	0	1	1
TOTAL	4.35	5-4	61	9	0	0/0	2	107.2	99	64	52	77	118	13	4	10	509	.245	15	17	1	7	3

**SINGLE-GAME HIGHS [all-time ranking]:**

Innings pitched: 6.0, Arizona State, 03-06-22

Walks allowed: 5 [t-1st], UNLV, 03-13-22

Strikeouts: 7, Utah, 02-27-22

Batters faced: 29, Arizona State, 03-06-22

Field chances: 3, Utah, 02-27-22

Putouts: 1, UNLV, 03-13-22

Assists: 2, 4 times

Runners CS: 1, at Cal State Fullerton, Apr 12, 2019; at UC San Diego, 03-22-22; Oregon State, Feb 28, 2020

## FONDTAIN, TJ

Year	avg	gp-gs	ab	r	h	2b	3b	hr	rbi	tb	slg%	bb	hbp	so	gdp	ob%	sf	sh	sb-att	po	a	e	fld%
2020	.250	4-0	4	0	1	0	0	0	1	1	.250	1	1	0	0	.500	0	0	0-0	7	0	0	1.000
2021	.250	12-1	20	2	5	1	0	0	5	6	.300	2	0	6	0	.304	1	0	0-0	9	0	1	.900
2022	.000	9-7	7	0	0	0	0	0	0	0	.000	2	0	3	0	.222	0	0	0-1	1	5	1	.857
TOTAL	.194	25-8	31	2	6	1	0	0	6	7	.226	5	1	9	0	.316	1	0	0-1	17	5	2	.917

Year	era	w-l	app	gs	cg	sho	sv	ip	h	r	er	bb	so	2b	3b	hr	bf	bavg	wp	hbp	bk	sfa	sha
2022	4.30	1-3	6	5	0	0/0	0	29.1	22	15	14	12	24	4	0	4	123	.208	1	4	1	0	1
TOTAL	4.30	1-3	6	5	0	0/0	0	29.1	22	15	14	12	24	4	0	4	123	.208	1	4	1	0	1

**SINGLE-GAME HIGHS [all-time ranking]:**

Hits: 1, 6 times

Doubles: 1, Dixie State, 04-24-21

Total bases: 2, Dixie State, 04-24-21

RBI: 2, New Mexico, 04-02-21; Dixie State, 04-24-21

Runs scored: 1, at Fresno State, 04-18-21; Dixie State, 04-24-21

Walks: 1, 5 times

Hit by pitch: 1, at Coastal Carolina, Feb 15, 2020

Struck out: 2, Hawai'i, 02-28-22; Dixie State, 04-24-21

Sac flies: 1 [t-4th], at Nevada, 04-30-21

At bats: 4, Hawai'i, 02-28-22

Caught stealing: 1 [t-2nd], vs California, 02-20-22

Innings pitched: 6.0, Hawai'i, 02-25-22; at San Jose State, 03-20-22

Walks allowed: 3, vs TCU, 02-18-22; Arizona State, 03-04-22; Fresno State, 03-27-22

Strikeouts: 7, Hawai'i, 02-25-22

Batters faced: 26, at San Jose State, 03-20-22

Field chances: 5, at Nevada, 04-30-21

Putouts: 5, at Nevada, 04-30-21

Assists: 3, Hawai'i, 02-25-22

Runners CS: 1, Arizona State, 03-04-22

## Individual Career History

### FOXCROFT, Max

Year	avg	gp-gs	ab	r	h	2b	3b	hr	rbi	tb	slg%	bb	hbp	so	gdp	ob%	sf	sh	sb-att	po	a	e	fld%
2021	.067	12-5	15	2	1	0	0	0	1	1	.067	6	1	3	0	.364	0	1	1-1	4	7	2	.846
2022	.000	6-3	9	1	0	0	0	0	1	0	.000	0	1	4	0	.100	0	0	0-0	2	6	2	.800
TOTAL	.042	18-8	24	3	1	0	0	0	2	1	.042	6	2	7	0	.281	0	1	1-1	6	13	4	.826

**SINGLE-GAME HIGHS** [all-time ranking]:

Hits: 1, at UC San Diego, Feb 28, 2021

Total bases: 1, at UC San Diego, Feb 28, 2021

RBI: 1, Hawai'i, 02-25-22; Fresno State, 03-06-21

Runs scored: 1, Hawai'i, 02-25-22; Fresno State, 03-06-21; Dixie State, 04-25-21

Walks: 1, 5 times

Hit by pitch: 1, UC San Diego, 03-29-22; at UC San Diego, Feb 28, 2021

Struck out: 2, Hawai'i, 02-25-22; Utah, 02-26-22; at UC San Diego, Feb 28, 2021

Sac bunts: 1 [t-5th], Dixie State, 04-24-21

At bats: 4, Hawai'i, 02-25-22

Stolen bases: 1, Dixie State, 04-25-21

Field chances: 4, Fresno State, 03-07-21; UC San Diego, 03-29-22; at UNLV, 05-16-21

Putouts: 3, at UNLV, 05-16-21

Assists: 3, UC San Diego, 03-29-22

### GIANNOLA, Johnny

Year	avg	gp-gs	ab	r	h	2b	3b	hr	rbi	tb	slg%	bb	hbp	so	gdp	ob%	sf	sh	sb-att	po	a	e	fld%
2022	.194	20-16	62	8	12	3	2	0	5	19	.306	7	3	18	0	.306	0	1	3-5	16	0	1	.941
TOTAL	.194	20-16	62	8	12	3	2	0	5	19	.306	7	3	18	0	.306	0	1	3-5	16	0	1	.941

**SINGLE-GAME HIGHS** [all-time ranking]:

Hits: 2, Hawai'i, 02-25-22; Hawai'i, 02-28-22; UNLV, 03-11-22

Doubles: 1, Hawai'i, 02-28-22; UNLV, 03-11-22; at San Jose State, 03-19-22

Triples: 1 [t-1st], Hawai'i, 02-25-22; UNLV, 03-11-22

Total bases: 5, UNLV, 03-11-22

RBI: 2, UNLV, 03-11-22

Runs scored: 2, Hawai'i, 02-25-22

Walks: 1, 7 times

Hit by pitch: 2 [t-2nd], Arizona State, 03-06-22

Struck out: 3 [t-6th], Iowa, 03-15-22; Fresno State, 03-25-22

Sac bunts: 1 [t-5th], Hawai'i, 02-28-22

At bats: 5, UNLV, 03-13-22; Iowa, 03-15-22

Stolen bases: 1, Arizona State, 03-05-22; Arizona State, 03-06-22; at UC San Diego, 03-22-22

Caught stealing: 1 [t-2nd], Hawai'i, 02-25-22; Arizona State, 03-06-22

Field chances: 4, Hawai'i, 02-25-22

Putouts: 4, Hawai'i, 02-25-22

## Individual Career History

### GLOWACKI, Tyler

Year	avg	gp-gs	ab	r	h	2b	3b	hr	rbi	tb	slg%	bb	hbp	so	gdp	ob%	sf	sh	sb-att	po	a	e	fld%
2022	.268	21-21	71	6	19	4	0	0	7	23	.324	13	2	10	1	.395	0	2	1-2	33	1	1	.971
TOTAL	.268	21-21	71	6	19	4	0	0	7	23	.324	13	2	10	1	.395	0	2	1-2	33	1	1	.971

**SINGLE-GAME HIGHS [all-time ranking]:**

Hits: 3, Hawai'i, 02-28-22; Iowa, 03-15-22

Doubles: 2 [t-5th], Iowa, 03-15-22

Total bases: 5, Iowa, 03-15-22

RBI: 3, Iowa, 03-15-22

Runs scored: 2, Hawai'i, 02-28-22

Walks: 2, Utah, 02-26-22; UNLV, 03-12-22

Hit by pitch: 1, UC Irvine, 03-01-22; at San Jose State, 03-19-22

Struck out: 1, 10 times

Sac bunts: 2 [t-1st], Fresno State, 03-25-22

At bats: 6 [t-8th], Hawai'i, 02-28-22; at UC San Diego, 03-22-22

Stolen bases: 1, at San Jose State, 03-20-22

Caught stealing: 1 [t-2nd], UNLV, 03-12-22

Field chances: 5, vs TCU, 02-18-22

Putouts: 5, vs TCU, 02-18-22

Assists: 1, at San Jose State, 03-19-22

### GUZMAN, Jonny

Year	avg	gp-gs	ab	r	h	2b	3b	hr	rbi	tb	slg%	bb	hbp	so	gdp	ob%	sf	sh	sb-att	po	a	e	fld%
2020	.000	2-0	0	0	0	0	0	0	0	0	.000	0	0	0	0	.000	0	0	0-0	0	0	0	.000
2022	.000	10-1	0	0	0	0	0	0	0	0	.000	0	0	0	0	.000	0	0	0-0	0	2	1	.667
TOTAL	.000	12-1	0	0	0	0	0	0	0	0	.000	0	0	0	0	.000	0	0	0-0	0	2	1	.667

Year	era	w-l	app	gs	cq	sho	sv	ip	h	r	er	bb	so	2b	3b	hr	bf	bavg	wp	hbp	bk	sfa	sha
2020	40.50	0-0	2	0	0	0/0	0	1.1	6	6	6	3	2	2	0	2	12	.667	0	0	0	0	0
2022	3.06	1-2	10	1	0	0/0	1	17.2	9	11	6	9	29	2	0	2	79	.148	6	6	0	1	2
TOTAL	5.68	1-2	12	1	0	0/0	1	19.0	15	17	12	12	31	4	0	4	91	.214	6	6	0	1	2

**SINGLE-GAME HIGHS [all-time ranking]:**

Innings pitched: 4.1, at UC Irvine, Feb 22, 2022

Walks allowed: 3, at UC Irvine, Feb 22, 2022

Strikeouts: 9 [t-4th], at UC Irvine, Feb 22, 2022

Batters faced: 19, at UC Irvine, Feb 22, 2022

Field chances: 1, UNLV, 03-13-22; at San Jose State, 03-19-22; at UC Irvine, Feb 22, 2022

Assists: 1, UNLV, 03-13-22; at UC Irvine, Feb 22, 2022



## Individual Career History

### HARGETT, Hunter

Year	avg	gp-gs	ab	r	h	2b	3b	hr	rbi	tb	slg%	bb	hbp	so	gdp	ob%	sf	sh	sb-att	po	a	e	fld%
2022	.000	5-0	0	0	0	0	0	0	0	0	.000	0	0	0	0	.000	0	0	0-0	0	0	0	.000
TOTAL	.000	5-0	0	0	0	0	0	0	0	0	.000	0	0	0	0	.000	0	0	0-0	0	0	0	.000

Year	era	w-l	app	gs	cg	sho	sv	ip	h	r	er	bb	so	2b	3b	hr	bf	bavg	wp	hbp	bk	sfa	sha
2022	10.80	0-0	5	0	0	0/0	0	3.1	3	5	4	3	7	0	0	2	21	.231	3	5	0	0	0
TOTAL	10.80	0-0	5	0	0	0/0	0	3.1	3	5	4	3	7	0	0	2	21	.231	3	5	0	0	0

**SINGLE-GAME HIGHS** [all-time ranking]:

Innings pitched: 1.0, Hawai'i, 02-28-22; Iowa, 03-15-22; at UC San Diego, 03-22-22  
 Walks allowed: 1, vs Houston, 02-19-22; Hawai'i, 02-28-22; at UC San Diego, 03-22-22  
 Strikeouts: 3, Iowa, 03-15-22  
 Batters faced: 6, Hawai'i, 02-28-22; at UC San Diego, 03-22-22

### HAZELHURST, Trevor

Year	avg	gp-gs	ab	r	h	2b	3b	hr	rbi	tb	slg%	bb	hbp	so	gdp	ob%	sf	sh	sb-att	po	a	e	fld%
2022	.094	16-5	32	4	3	0	0	1	2	6	.188	4	0	14	1	.194	0	0	0-0	27	1	0	1.000
TOTAL	.094	16-5	32	4	3	0	0	1	2	6	.188	4	0	14	1	.194	0	0	0-0	27	1	0	1.000

**SINGLE-GAME HIGHS** [all-time ranking]:

Hits: 1, UC Irvine, 03-01-22; Arizona State, 03-05-22; at UC Irvine, Feb 22, 2022  
 Home runs: 1 [t-7th], Arizona State, 03-05-22  
 Total bases: 4, Arizona State, 03-05-22  
 RBI: 1, UC Irvine, 03-01-22; Arizona State, 03-05-22  
 Runs scored: 2, at San Jose State, 03-20-22  
 Walks: 2, Arizona State, 03-06-22; at San Jose State, 03-20-22  
 Struck out: 3 [t-6th], Iowa, 03-15-22  
 At bats: 4, Iowa, 03-15-22; UC San Diego, 03-29-22  
 Field chances: 11, Fresno State, 03-26-22  
 Putouts: 11, Fresno State, 03-26-22  
 Assists: 1, Fresno State, 03-27-22

## Individual Career History

### INGRASSIA, Joseph

Year	avg	gp-gs	ab	r	h	2b	3b	hr	rbi	tb	slg%	bb	hbp	so	gdp	ob%	sf	sh	sb-att	po	a	e	fld%
2021	.000	6-0	0	0	0	0	0	0	0	0	.000	0	0	0	0	.000	0	0	0-0	0	0	0	.000
2022	.000	5-0	0	0	0	0	0	0	0	0	.000	0	0	0	0	.000	0	0	0-0	0	1	0	1.000
TOTAL	.000	11-0	0	0	0	0	0	0	0	0	.000	0	0	0	0	.000	0	0	0-0	0	1	0	1.000

Year	era	w-l	app	gs	cg	sho	sv	ip	h	r	er	bb	so	2b	3b	hr	bf	bavg	wp	hbp	bk	sfa	sha
2021	7.36	0-0	6	0	0	0/0	0	3.2	0	6	3	5	5	0	0	0	19	.000	3	1	0	0	0
2022	8.53	0-0	5	0	0	0/0	0	6.1	8	6	6	5	8	3	1	0	32	.308	3	1	0	0	0
TOTAL	8.10	0-0	11	0	0	0/0	0	10.0	8	12	9	10	13	3	1	0	51	.205	6	2	0	0	0

**SINGLE-GAME HIGHS [all-time ranking]:**

Innings pitched: 2.1, vs California, 02-20-22

Walks allowed: 2, vs California, 02-20-22; at Air Force, 05-23-21

Strikeouts: 3, vs TCU, 02-18-22

Batters faced: 12, vs California, 02-20-22

Field chances: 1, vs California, 02-20-22

Assists: 1, vs California, 02-20-22

### JOHNSON, Deron

Year	avg	gp-gs	ab	r	h	2b	3b	hr	rbi	tb	slg%	bb	hbp	so	gdp	ob%	sf	sh	sb-att	po	a	e	fld%
2019	.225	21-8	40	7	9	4	0	0	2	13	.325	6	0	11	1	.326	0	0	0-0	50	7	1	.983
2020	.250	3-1	4	0	1	0	0	0	0	1	.250	0	0	2	0	.250	0	0	0-0	3	0	0	1.000
2022	.205	16-8	39	4	8	2	0	1	4	13	.333	6	0	6	1	.311	0	0	1-1	20	4	0	1.000
TOTAL	.217	40-17	83	11	18	6	0	1	6	27	.325	12	0	19	2	.316	0	0	1-1	73	11	1	.988

**SINGLE-GAME HIGHS [all-time ranking]:**

Hits: 2, at San Jose State, 03-18-22; at UC San Diego, 03-22-22; at Air Force, Apr 18, 2019

Doubles: 2 [t-5th], at Air Force, Apr 18, 2019

Home runs: 1 [t-7th], at San Jose State, 03-20-22

Total bases: 4, at San Jose State, 03-20-22; at Air Force, Apr 18, 2019

RBI: 2, at San Jose State, 03-20-22; at UC San Diego, 03-22-22

Runs scored: 2, at UC San Diego, 03-22-22; Seattle, Mar 17, 2019

Walks: 2, at UC San Diego, 03-22-22; Texas Tech, Mar 06, 2019

Struck out: 3 [t-6th], Fresno State, 03-26-22

At bats: 5, at San Jose State, 03-20-22

Stolen bases: 1, at UC San Diego, 03-22-22

Field chances: 14, Air Force, Apr 19, 2019

Putouts: 10, at UC Irvine, Apr 16, 2019; New Mexico, May 18, 2019

Assists: 4, Air Force, Apr 19, 2019

Runners CS: 1, UC San Diego, 03-29-22

## Individual Career History

### JONES, Avery

Year	avg	gp-gs	ab	r	h	2b	3b	hr	rbi	tb	slg%	bb	hbp	so	gdp	ob%	sf	sh	sb-att	po	a	e	fld%
2020	.000	4-1	0	0	0	0	0	0	0	0	.000	0	0	0	0	.000	0	0	0-0	0	1	0	1.000
2021	.000	3-0	0	0	0	0	0	0	0	0	.000	0	0	0	0	.000	0	0	0-0	0	0	0	.000
2022	.000	6-0	0	0	0	0	0	0	0	0	.000	0	0	0	0	.000	0	0	0-0	1	2	0	1.000
TOTAL	.000	13-1	0	0	0	0	0	0	0	0	.000	0	0	0	0	.000	0	0	0-0	1	3	0	1.000

Year	era	w-l	app	gs	cq	sho	sv	ip	h	r	er	bb	so	2b	3b	hr	bf	bavg	wp	hbp	bk	sfa	sha
2020	0.00	1-0	4	1	0	0/1	0	6.1	4	0	0	4	5	1	0	0	28	.182	1	2	0	0	0
2021	6.75	1-0	3	0	0	0/0	0	5.1	5	4	4	4	2	1	1	0	25	.250	1	1	0	0	0
2022	6.75	0-0	6	0	0	0/0	0	9.1	8	7	7	6	7	1	1	0	39	.258	1	1	0	0	1
TOTAL	4.71	2-0	13	1	0	0/1	0	21.0	17	11	11	14	14	3	2	0	92	.233	3	4	0	0	1

**SINGLE-GAME HIGHS [all-time ranking]:**

Innings pitched: 3.1, at UC Irvine, Feb 25, 2020

Walks allowed: 2, 4 times

Strikeouts: 4, Fresno State, 03-26-22

Batters faced: 15, at UC Irvine, Feb 25, 2020

Field chances: 1, 4 times

Putouts: 1, Fresno State, 03-26-22

Assists: 1, Hawai'i, 02-28-22; UC San Diego, 03-29-22; at UC Irvine, Feb 25, 2020

Runners CS: 1, at San Jose State, 03-20-22; Fresno State, 03-26-22

### LEBEAU, Kenny

Year	avg	gp-gs	ab	r	h	2b	3b	hr	rbi	tb	slg%	bb	hbp	so	gdp	ob%	sf	sh	sb-att	po	a	e	fld%
2022	.139	15-10	36	7	5	2	0	0	3	7	.194	6	2	9	0	.295	0	1	0-0	10	21	2	.939
TOTAL	.139	15-10	36	7	5	2	0	0	3	7	.194	6	2	9	0	.295	0	1	0-0	10	21	2	.939

**SINGLE-GAME HIGHS [all-time ranking]:**

Hits: 1, 5 times

Doubles: 1, Arizona State, 03-06-22; UNLV, 03-13-22

Total bases: 2, Arizona State, 03-06-22; UNLV, 03-13-22

RBI: 2, Hawai'i, 02-28-22

Runs scored: 2, UNLV, 03-13-22

Walks: 1, 6 times

Hit by pitch: 1, Hawai'i, 02-28-22; Arizona State, 03-04-22

Struck out: 2, Arizona State, 03-06-22; Fresno State, 03-27-22

Sac bunts: 1 [t-5th], UNLV, 03-11-22

At bats: 5, Hawai'i, 02-28-22

Field chances: 5, Arizona State, 03-04-22

Putouts: 2, UC Irvine, 03-01-22; Arizona State, 03-06-22

Assists: 3, 4 times

## Individual Career History

### LEONHARDT, Brian

Year	avg	gp-gs	ab	r	h	2b	3b	hr	rbi	tb	slg%	bb	hbp	so	gdp	ob%	sf	sh	sb-att	po	a	e	fld%
2019	.272	48-45	162	20	44	14	1	1	34	63	.389	14	1	29	3	.326	4	2	2-3	258	22	10	.966
2020	.269	16-16	52	10	14	0	0	2	12	20	.385	6	0	10	3	.333	2	1	0-0	64	6	2	.972
2021	.305	46-44	151	29	46	7	1	2	47	61	.404	20	2	27	4	.374	9	0	0-2	4	3	0	1.000
2022	.209	22-19	67	9	14	1	0	2	9	21	.313	4	2	17	0	.274	0	0	1-1	76	7	2	.976
TOTAL	.273	132-124	432	68	118	22	2	7	102	165	.382	44	5	83	10	.337	15	3	3-6	402	38	14	.969

Year	era	w-l	app	gs	cq	sho	sv	ip	h	r	er	bb	so	2b	3b	hr	bf	bavg	wp	hbp	bk	sfa	sha
2019	6.62	1-0	9	2	0	0/0	0	17.2	24	13	13	12	17	3	1	1	86	.343	3	3	0	1	0
2020	2.08	0-0	4	2	0	0/0	0	8.2	6	3	2	5	7	0	0	0	41	.207	3	3	0	1	3
2021	6.19	1-2	15	7	0	0/0	0	32.0	38	29	22	15	24	9	1	4	153	.284	6	3	1	1	0
2022	9.00	0-1	3	2	0	0/0	0	6.0	9	7	6	3	9	2	0	0	33	.321	2	2	0	0	0
TOTAL	6.02	2-3	31	13	0	0/0	0	64.1	77	52	43	35	57	14	2	5	313	.295	14	11	1	3	3

SINGLE-GAME HIGHS [all-time ranking]:

Hits: 4 [t-5th], at Air Force, 05-22-21  
 Doubles: 2 [t-5th], LMU, Apr 09, 2019; UC Irvine, Feb 19, 2019  
 Triples: 1 [t-1st], San Jose State, 05-08-21; Seattle, Mar 17, 2019  
 Home runs: 1 [t-7th], 7 times  
 Total bases: 6, at UC San Diego, Feb 28, 2021  
 RBI: 6 [t-1st], at Air Force, 05-22-21  
 Runs scored: 3, at Fresno State, 04-18-21; San Jose State, 05-08-21; at UC San Diego, Feb 28, 2021  
 Walks: 2, 4 times  
 Hit by pitch: 1, 5 times  
 Struck out: 2, 19 times  
 Sac flies: 1 [t-4th], 15 times  
 Sac bunts: 1 [t-5th], USC, Feb 23, 2020; Seattle, Mar 15, 2019; at LMU, Mar 19, 2019  
 At bats: 6 [t-8th], at UC San Diego, 03-22-22; at New Mexico, Mar 23, 2019  
 Stolen bases: 1, Iowa, 03-15-22; San Francisco, Feb 15, 2019; at New Mexico, Mar 24, 2019  
 Caught stealing: 1 [t-2nd], UNLV, 03-13-21; at New Mexico, 05-28-21; Seattle, Mar 16, 2019  
 Innings pitched: 4.2, at New Mexico, 05-29-21  
 Walks allowed: 3, 4 times  
 Strikeouts: 8, Hawai'i, 02-28-22  
 Batters faced: 21, 4 times  
 Field chances: 15, San Diego, Feb 26, 2019; Fresno State, Mar 29, 2019  
 Putouts: 15 [t-5th], Fresno State, Mar 29, 2019  
 Assists: 3, at Cal State Fullerton, Apr 14, 2019; Fresno State, Mar 31, 2019  
 Runners CS: 1, Air Force, 03-20-21

### MELTON, Troy

Year	avg	gp-gs	ab	r	h	2b	3b	hr	rbi	tb	slg%	bb	hbp	so	gdp	ob%	sf	sh	sb-att	po	a	e	fld%
2019	.000	4-0	0	0	0	0	0	0	0	0	.000	0	0	0	0	.000	0	0	0-0	0	0	0	.000
2020	.000	4-4	0	0	0	0	0	0	0	0	.000	0	0	0	0	.000	0	0	0-0	1	3	1	.800
2021	.000	15-15	0	0	0	0	0	0	0	0	.000	0	0	0	0	.000	0	0	0-0	2	10	1	.923
2022	.000	4-3	0	0	0	0	0	0	0	0	.000	0	0	0	0	.000	0	0	0-0	1	2	0	1.000
TOTAL	.000	27-22	0	0	0	0	0	0	0	0	.000	0	0	0	0	.000	0	0	0-0	4	15	2	.905

Year	era	w-l	app	gs	cq	sho	sv	ip	h	r	er	bb	so	2b	3b	hr	bf	bavg	wp	hbp	bk	sfa	sha
2019	6.75	0-0	4	0	0	0/0	0	2.2	6	3	2	0	5	0	0	1	16	.429	0	2	0	0	0
2020	3.22	3-1	4	4	0	0/1	0	22.1	15	9	8	9	26	1	0	3	91	.192	3	3	0	0	1
2021	6.14	4-5	15	15	1	1/0	0	73.1	87	59	50	30	83	18	3	12	340	.291	7	7	0	1	3
2022	1.64	0-1	3	3	0	0/0	0	11.0	7	4	2	5	14	4	0	0	47	.171	0	0	0	0	1
TOTAL	5.10	7-7	26	22	1	1/1	0	109.1	115	75	62	44	128	23	3	16	494	.266	10	12	0	1	5

SINGLE-GAME HIGHS [all-time ranking]:

Innings pitched: 7.0, Fresno State, 03-06-21; Air Force, 03-20-21; New Mexico, 04-02-21  
 Walks allowed: 5 [t-1st], UNLV, 03-13-21  
 Strikeouts: 9 [t-4th], Fresno State, 03-06-21; Dixie State, 04-24-21; Oregon State, Feb 29, 2020  
 Batters faced: 27, UNLV, 03-13-21; Air Force, 03-20-21; New Mexico, 04-02-21  
 Field chances: 3, Fresno State, 03-25-22  
 Putouts: 1, 4 times  
 Assists: 2, 6 times  
 Runners CS: 2 [t-2nd], at New Mexico, 05-28-21

## Individual Career History

### MILLER, Caden

Year	avg	gp-gs	ab	r	h	2b	3b	hr	rbi	tb	slg%	bb	hbp	so	gdp	ob%	sf	sh	sb-att	po	a	e	fld%
2020	.053	9-8	19	1	1	0	0	0	1	1	.053	3	1	8	0	.217	0	2	0-0	15	24	3	.929
2021	.345	44-44	148	43	51	6	3	0	30	63	.426	25	8	28	2	.464	0	1	8-8	65	103	3	.982
2022	.341	24-24	88	13	30	0	1	2	12	38	.432	16	6	18	0	.468	1	1	10-11	26	62	4	.957
TOTAL	.322	77-76	255	57	82	6	4	2	43	102	.400	44	15	54	2	.448	1	4	18-19	106	189	10	.967

#### SINGLE-GAME HIGHS [all-time ranking]:

Hits: 3, 4 times

Doubles: 1, 6 times

Triples: 1 [t-1st], 4 times

Home runs: 1 [t-7th], Arizona State, 03-05-22; Fresno State, 03-26-22

Total bases: 5, at UC San Diego, 03-22-22; Fresno State, 03-26-22

RBI: 4, at UC San Diego, 03-22-22; at Fresno State, 04-18-21

Runs scored: 3, 4 times

Walks: 3 [t-1st], New Mexico, 04-03-21; Nevada, 04-10-21

Hit by pitch: 3 [1st], Hawai'i, 02-28-22

Struck out: 2, 13 times

Sac flies: 1 [t-4th], at UC San Diego, 03-22-22

Sac bunts: 1 [t-5th], 4 times

At bats: 5, 7 times

Stolen bases: 3 [t-1st], UC San Diego, 03-29-22

Caught stealing: 1 [t-2nd], vs Houston, 02-19-22

Field chances: 10, at San Jose State, 03-18-22

Putouts: 4, 7 times

Assists: 8 [t-1st], at San Jose State, 03-18-22

### MONTROYA, Shaun

Year	avg	gp-gs	ab	r	h	2b	3b	hr	rbi	tb	slg%	bb	hbp	so	gdp	ob%	sf	sh	sb-att	po	a	e	fld%
2022	.250	11-8	24	2	6	0	0	0	1	6	.250	3	0	10	0	.333	0	0	1-3	11	0	0	1.000
TOTAL	.250	11-8	24	2	6	0	0	0	1	6	.250	3	0	10	0	.333	0	0	1-3	11	0	0	1.000

#### SINGLE-GAME HIGHS [all-time ranking]:

Hits: 2, Utah, 02-27-22; UNLV, 03-12-22; Fresno State, 03-27-22

Total bases: 2, Utah, 02-27-22; UNLV, 03-12-22; Fresno State, 03-27-22

RBI: 1, Utah, 02-27-22

Runs scored: 1, Utah, 02-27-22; Iowa, 03-15-22

Walks: 1, Utah, 02-26-22; Iowa, 03-15-22; UC San Diego, 03-29-22

Struck out: 2, Hawai'i, 02-28-22; UNLV, 03-12-22; Iowa, 03-15-22

At bats: 4, UNLV, 03-12-22; Fresno State, 03-27-22

Stolen bases: 1, UNLV, 03-12-22

Caught stealing: 1 [t-2nd], vs California, 02-20-22; Fresno State, 03-27-22

Field chances: 3, at San Jose State, 03-18-22

Putouts: 3, at San Jose State, 03-18-22

## Individual Career History

### PYATT, Fisher

Year	avg	gp-gs	ab	r	h	2b	3b	hr	rbi	tb	slg%	bb	hbp	so	gdp	ob%	sf	sh	sb-att	po	a	e	fld%
2021	.240	19-15	50	8	12	2	0	0	0	14	.280	8	5	10	1	.397	0	0	0-0	14	17	5	.861
2022	.000	2-0	2	0	0	0	0	0	0	0	.000	0	0	2	0	.000	0	0	0-0	0	1	0	1.000
TOTAL	.231	21-15	52	8	12	2	0	0	0	14	.269	8	5	12	1	.385	0	0	0-0	14	18	5	.865

SINGLE-GAME HIGHS [all-time ranking]:

Hits: 3, New Mexico, 04-03-21

Doubles: 1, Nevada, 04-10-21; Dixie State, 04-24-21

Total bases: 3, New Mexico, 04-03-21

Runs scored: 2, New Mexico, 04-03-21; at San Jose State, Mar 27, 2021

Walks: 2, Nevada, 04-10-21; Nevada, 04-11-21

Hit by pitch: 1, UNLV, 03-13-21; Dixie State, 04-24-21; at San Jose State, Mar 27, 2021

Struck out: 2, San Jose State, 05-08-21

At bats: 5, Nevada, 04-10-21

Field chances: 5, UNLV, 03-13-21

Putouts: 2, UNLV, 03-13-21; Dixie State, 04-25-21

Assists: 3, UNLV, 03-13-21

### RHEE, Charlie

Year	avg	gp-gs	ab	r	h	2b	3b	hr	rbi	tb	slg%	bb	hbp	so	gdp	ob%	sf	sh	sb-att	po	a	e	fld%
2021	.200	13-1	10	3	2	0	0	0	1	2	.200	2	0	1	0	.333	0	0	0-0	10	0	0	1.000
2022	.200	10-2	10	0	2	0	0	0	2	2	.200	1	0	4	0	.273	0	0	0-0	3	0	0	1.000
TOTAL	.200	23-3	20	3	4	0	0	0	3	4	.200	3	0	5	0	.304	0	0	0-0	13	0	0	1.000

SINGLE-GAME HIGHS [all-time ranking]:

Hits: 1, 4 times

Total bases: 1, 4 times

RBI: 2, at UC Irvine, Feb 22, 2022

Runs scored: 1, UC San Diego, 02-26-21; Fresno State, 03-06-21; at San Jose State, Mar 28, 2021

Walks: 1, Fresno State, 03-06-21; at San Jose State, 03-18-22; New Mexico, 04-03-21

Struck out: 2, at San Jose State, 03-19-22

At bats: 4, UC San Diego, 02-27-21

Field chances: 5, UC San Diego, 02-27-21

Putouts: 5, UC San Diego, 02-27-21

## Individual Career History

### RODRIGUEZ, Alex

Year	avg	gp-gs	ab	r	h	2b	3b	hr	rbi	tb	slg%	bb	hbp	so	gdp	ob%	sf	sh	sb-att	po	a	e	fld%
2022	.150	19-15	40	3	6	0	0	0	2	6	.150	3	3	19	0	.261	0	2	1-2	26	27	1	.981
TOTAL	.150	19-15	40	3	6	0	0	0	2	6	.150	3	3	19	0	.261	0	2	1-2	26	27	1	.981

**SINGLE-GAME HIGHS [all-time ranking]:**

Hits: 3, vs TCU, 02-18-22

Total bases: 3, vs TCU, 02-18-22

RBI: 1, vs TCU, 02-18-22; Hawai'i, 02-28-22

Runs scored: 1, vs Houston, 02-19-22; Hawai'i, 02-25-22; Arizona State, 03-05-22

Walks: 1, vs Houston, 02-19-22; Fresno State, 03-25-22; at UC Irvine, Feb 22, 2022

Hit by pitch: 1, vs Houston, 02-19-22; Hawai'i, 02-28-22; UNLV, 03-11-22

Struck out: 2, 5 times

Sac bunts: 1 [t-5th], UC Irvine, 03-01-22; Arizona State, 03-06-22

At bats: 4, vs TCU, 02-18-22; Iowa, 03-15-22

Stolen bases: 1, Hawai'i, 02-28-22

Caught stealing: 1 [t-2nd], vs TCU, 02-18-22

Field chances: 8, Arizona State, 03-05-22

Putouts: 4, UC Irvine, 03-01-22; Arizona State, 03-05-22

Assists: 4, Arizona State, 03-05-22

### RUIZ, Poncho

Year	avg	gp-gs	ab	r	h	2b	3b	hr	rbi	tb	slg%	bb	hbp	so	gdp	ob%	sf	sh	sb-att	po	a	e	fld%
2021	.300	21-13	60	13	18	1	1	3	20	30	.500	5	0	8	5	.348	1	0	1-1	71	6	1	.987
2022	.259	24-24	85	11	22	4	1	1	11	31	.365	18	2	17	0	.393	2	0	1-1	184	19	4	.981
TOTAL	.276	45-37	145	24	40	5	2	4	31	61	.421	23	2	25	5	.376	3	0	2-2	255	25	5	.982

**SINGLE-GAME HIGHS [all-time ranking]:**

Hits: 4 [t-5th], at Air Force, 05-23-21

Doubles: 1, 5 times

Triples: 1 [t-1st], Fresno State, 03-26-22; at New Mexico, 05-29-21

Home runs: 1 [t-7th], 4 times

Total bases: 4, 8 times

RBI: 4, San Jose State, 05-09-21

Runs scored: 2, 6 times

Walks: 3 [t-1st], at San Jose State, 03-19-22

Hit by pitch: 1, Hawai'i, 02-25-22; UNLV, 03-13-22

Struck out: 3 [t-6th], vs TCU, 02-18-22; at UC San Diego, 03-22-22

Sac flies: 1 [t-4th], vs Houston, 02-19-22; UNLV, 03-13-22; Dixie State, 04-24-21

At bats: 6 [t-8th], at Air Force, 05-23-21

Stolen bases: 1, Fresno State, 03-25-22; at Air Force, 05-22-21

Field chances: 19 [1st], Hawai'i, 02-28-22

Putouts: 18 [1st], Hawai'i, 02-28-22

Assists: 3, Arizona State, 03-04-22

Runners CS: 2 [t-2nd], vs Houston, 02-19-22

## Individual Career History

### SAUER, Kelena

Year	avg	gp-gs	ab	r	h	2b	3b	hr	rbi	tb	slg%	bb	hbp	so	gdp	ob%	sf	sh	sb-att	po	a	e	fld%
2021	.000	14-1	0	0	0	0	0	0	0	0	.000	0	0	0	0	.000	0	0	0-0	1	0	0	1.000
2022	.000	6-6	0	0	0	0	0	0	0	0	.000	0	0	0	0	.000	0	0	0-0	1	5	4	.600
TOTAL	.000	20-7	0	0	0	0	0	0	0	0	.000	0	0	0	0	.000	0	0	0-0	2	5	4	.636

Year	era	w-l	app	gs	cg	sho	sv	ip	h	r	er	bb	so	2b	3b	hr	bf	bavg	wp	hbp	bk	sfa	sha
2021	4.20	1-0	14	1	0	0/1	1	15.0	14	10	7	14	19	2	0	1	76	.246	4	2	0	2	1
2022	4.50	1-4	6	6	0	0/0	0	28.0	29	20	14	16	28	6	3	3	135	.261	10	6	0	0	2
TOTAL	4.40	2-4	20	7	0	0/1	1	43.0	43	30	21	30	47	8	3	4	211	.256	14	8	0	2	3

**SINGLE-GAME HIGHS** [all-time ranking]:

Innings pitched: 6.1, Arizona State, 03-05-22

Walks allowed: 5 [t-1st], at San Jose State, 03-19-22

Strikeouts: 9 [t-4th], UNLV, 03-12-22

Batters faced: 31 [t-7th], Arizona State, 03-05-22

Field chances: 6, Arizona State, 03-05-22

Putouts: 1, Arizona State, 03-05-22; New Mexico, 04-03-21

Assists: 3, Arizona State, 03-05-22

Runners CS: 2 [t-2nd], vs Houston, 02-19-22

### SERRANO, Omar

Year	avg	gp-gs	ab	r	h	2b	3b	hr	rbi	tb	slg%	bb	hbp	so	gdp	ob%	sf	sh	sb-att	po	a	e	fld%
2022	.000	3-0	0	0	0	0	0	0	0	0	.000	0	0	0	0	.000	0	0	0-0	0	0	0	.000
TOTAL	.000	3-0	0	0	0	0	0	0	0	0	.000	0	0	0	0	.000	0	0	0-0	0	0	0	.000

Year	era	w-l	app	gs	cg	sho	sv	ip	h	r	er	bb	so	2b	3b	hr	bf	bavg	wp	hbp	bk	sfa	sha
2022	4.91	0-1	3	0	0	0/0	0	3.2	1	2	2	5	7	0	0	0	19	.091	0	3	0	0	0
TOTAL	4.91	0-1	3	0	0	0/0	0	3.2	1	2	2	5	7	0	0	0	19	.091	0	3	0	0	0

**SINGLE-GAME HIGHS** [all-time ranking]:

Innings pitched: 1.2, UC San Diego, 03-29-22

Walks allowed: 3, UC San Diego, 03-29-22

Strikeouts: 4, UC San Diego, 03-29-22

Batters faced: 7, Hawai'i, 02-28-22; UC San Diego, 03-29-22

Runners CS: 1, UC San Diego, 03-29-22



## Individual Career History

### SIPE, Evan

Year	avg	gp-gs	ab	r	h	2b	3b	hr	rbi	tb	slg%	bb	hbp	so	gdp	ob%	sf	sh	sb-att	po	a	e	fld%
2022	.000	2-0	0	0	0	0	0	0	0	0	.000	0	1	0	0	1.000	0	0	0-0	1	0	0	1.000
TOTAL	.000	2-0	0	0	0	0	0	0	0	0	.000	0	1	0	0	1.000	0	0	0-0	1	0	0	1.000

SINGLE-GAME HIGHS [all-time ranking]:

Hit by pitch: 1, at UC Irvine, Feb 22, 2022

Field chances: 1, at UC Irvine, Feb 22, 2022

Putouts: 1, at UC Irvine, Feb 22, 2022

### TIBBETT, Ricky

Year	avg	gp-gs	ab	r	h	2b	3b	hr	rbi	tb	slg%	bb	hbp	so	gdp	ob%	sf	sh	sb-att	po	a	e	fld%
2020	.000	3-0	0	0	0	0	0	0	0	0	.000	0	0	0	0	.000	0	0	0-0	0	0	0	.000
2021	.000	16-7	0	0	0	0	0	0	0	0	.000	0	0	0	0	.000	0	0	0-0	2	7	0	1.000
2022	.000	9-0	0	0	0	0	0	0	0	0	.000	0	0	0	0	.000	0	0	0-0	0	1	1	.500
TOTAL	.000	28-7	0	0	0	0	0	0	0	0	.000	0	0	0	0	.000	0	0	0-0	2	8	1	.909

Year	era	w-l	app	gs	cq	sho	sv	ip	h	r	er	bb	so	2b	3b	hr	bf	bavg	wp	hbp	bk	sfa	sha
2020	0.00	1-0	3	0	0	0/0	0	5.1	4	3	0	1	2	0	0	20	.211	0	0	0	0	0	0
2021	6.62	4-2	16	7	0	0/1	0	50.1	72	39	37	10	53	11	1	11	231	.341	5	6	0	3	1
2022	4.67	0-0	9	0	0	0/0	1	17.1	21	10	9	8	16	5	1	3	82	.292	1	1	0	0	1
TOTAL	5.67	5-2	28	7	0	0/1	1	73.0	97	52	46	19	71	16	2	14	333	.321	6	7	0	3	2

SINGLE-GAME HIGHS [all-time ranking]:

Innings pitched: 6.1, at San Jose State, Mar 28, 2021

Walks allowed: 3, Fresno State, 03-27-22

Strikeouts: 8, at San Jose State, Mar 28, 2021

Batters faced: 25, at San Jose State, Mar 28, 2021

Field chances: 2, at Nevada, 05-01-21

Putouts: 1, at Nevada, 05-01-21; San Jose State, 05-08-21

Assists: 1, 8 times

Runners CS: 1, Dixie State, 04-25-21; vs UNC Greensboro, Feb 16, 2020

## Individual Career History

### WEEMS, Irvin

Year	avg	gp-gs	ab	r	h	2b	3b	hr	rbi	tb	slg%	bb	hbp	so	gdp	ob%	sf	sh	sb-att	po	a	e	fld%
2022	.239	17-13	46	6	11	1	0	1	4	15	.326	5	2	12	0	.340	0	3	3-3	31	0	0	1.000
TOTAL	.239	17-13	46	6	11	1	0	1	4	15	.326	5	2	12	0	.340	0	3	3-3	31	0	0	1.000

SINGLE-GAME HIGHS [all-time ranking]:

Hits: 3, at San Jose State, 03-19-22

Doubles: 1, UNLV, 03-13-22

Home runs: 1 [1-7th], at San Jose State, 03-19-22

Total bases: 6, at San Jose State, 03-19-22

RBI: 3, at San Jose State, 03-19-22

Runs scored: 2, at San Jose State, 03-19-22

Walks: 1, 5 times

Hit by pitch: 1, Fresno State, 03-26-22; Fresno State, 03-27-22

Struck out: 2, vs Houston, 02-19-22; UNLV, 03-13-22; at UC San Diego, 03-22-22

Sac bunts: 1 [1-5th], UNLV, 03-13-22; at UC San Diego, 03-22-22; at UC Irvine, Feb 22, 2022

At bats: 5, at San Jose State, 03-19-22; at San Jose State, 03-20-22

Stolen bases: 1, at San Jose State, 03-20-22; Fresno State, 03-25-22; Fresno State, 03-26-22

Field chances: 6, at San Jose State, 03-19-22

Putouts: 6, at San Jose State, 03-19-22

### ZAVOREK, Brady

Year	avg	gp-gs	ab	r	h	2b	3b	hr	rbi	tb	slg%	bb	hbp	so	gdp	ob%	sf	sh	sb-att	po	a	e	fld%
2022	.000	2-1	3	0	0	0	0	0	0	0	.000	0	0	3	0	.000	0	0	0-0	0	0	0	.000
TOTAL	.000	2-1	3	0	0	0	0	0	0	0	.000	0	0	3	0	.000	0	0	0-0	0	0	0	.000

SINGLE-GAME HIGHS [all-time ranking]:

Struck out: 2, Arizona State, 03-04-22

At bats: 2, Arizona State, 03-04-22