



# SAN DIEGO STATE BASEBALL

Media Relations Contact: Jim Solien | jsolien@sdsu.edu | O: 619-594-2576 | C: 619-341-9082 | www.GoAztecs.com | @GoAztecs

**SIX-TIME MOUNTAIN WEST TOURNAMENT CHAMPIONS 2000, 2013, 2014, 2015, 2017, 2018**

## 2022 SCHEDULE

Record: 3-6; Mountain West: 0-0  
(Home: 2-3; Away: 0-1; Neutral 1-2)

Day/Date	Opponent	Time/Result
Friday, Feb. 18	vs. TCU+	L, 3-5
Saturday, Feb. 19	vs. Houston+	W, 4-3
Sunday, Feb. 20	vs. California+	L, 3-6
Tuesday, Feb. 22	at UC Irvine	L, 3-13
Friday, Feb. 25	Hawai'i^	W, 7-1
Saturday, Feb. 26	Utah^	L, 0-4
Sunday, Feb. 27	Utah^	W, 4-3 (7)
Monday, Feb. 28	Hawai'i	L, 5-8 (15)
Tuesday, March 1	UC Irvine	L, 2-3
Friday, March 4	Arizona State	6 p.m. PT
Saturday, March 5	Arizona State	6 p.m. PT
Sunday, March 6	Arizona State	1 p.m. PT
Friday, March 11	UNLV*	6 p.m. PT
Saturday, March 12	UNLV*	6 p.m. PT
Sunday, March 13	UNLV*	1 p.m. PT
Tuesday, March 15	Iowa	6 p.m. PT
Friday, March 18	at San José State*	6 p.m. PT
Saturday, March 19	at San José State*	2 p.m. PT
Sunday, March 20	at San José State*	Noon PT
Tuesday, March 22	at UC San Diego	6 p.m. PT
Friday, March 25	Fresno State*	6 p.m. PT
Saturday, March 26	Fresno State*	6 p.m. PT
Sunday, March 27	Fresno State*	1 p.m. PT
Tuesday, March 29	UC San Diego	6 p.m. PT
Friday, April 1	at Nevada*	6 p.m. PT
Saturday, April 2	at Nevada*	6 p.m. PT
Sunday, April 3	at Nevada*	1 p.m. PT
Tuesday, April 5	Long Beach State	6 p.m. PT
Friday, April 8	San José State*	6 p.m. PT
Saturday, April 9	San José State*	6 p.m. PT
Sunday, April 10	San José State*	1 p.m. PT
Tuesday, April 12	at San Diego	6 p.m. PT
Thursday, April 14	at New Mexico*	6 p.m. MT
Friday, April 15	at New Mexico*	6 p.m. MT
Saturday, April 16	at New Mexico*	1 p.m. MT
Monday, April 18	San Diego	6 p.m. PT
Tuesday, April 19	at UC San Diego	6 p.m. PT
Thursday, April 21	Grand Canyon	6 p.m. PT
Friday, April 22	Grand Canyon	6 p.m. PT
Saturday, April 23	Stanford	6 p.m. PT
Sunday, April 24	Stanford	1 p.m. PT
Friday, April 29	at Fresno State*	6 p.m. PT
Saturday, April 30	at Fresno State*	6 p.m. PT
Sunday, May 1	at Fresno State*	1 p.m. PT
Tuesday, May 3	UC San Diego	6 p.m. PT
Wednesday, May 4	CSUN	6 p.m. PT
Friday, May 6	Air Force*	6 p.m. PT
Saturday, May 7	Air Force*	6 p.m. PT
Sunday, May 8	Air Force*	1 p.m. PT
Friday, May 13	Nevada*	6 p.m. PT
Saturday, May 14	Nevada*	6 p.m. PT
Sunday, May 15	Nevada*	1 p.m. PT
Thursday, May 19	at UNLV*	6 p.m. PT
Friday, May 20	at UNLV*	6 p.m. PT
Saturday, May 21	at UNLV*	Noon PT
Thurs.-Sun. May 26-29	Mountain West Tournament (San Diego, Calif.)	

+ - MLB4 Tournament (Scottsdale, Ariz.)  
^ - Tony Gwynn Legacy (San Diego, Calif.)  
\* - Mountain West game

## Game Week Preview

### Arizona State (3-6) at San Diego State (3-6)

Friday, March 4 | 6 p.m. PT | Tony Gwynn Stadium  
Coverage: Live Stats | MW Network | XTRA Sports 1360 AM  
ASU: Adam Tulloch, LHP (0-0, 3.27 ERA, 11.0 IP)  
SDSU: TJ Fondtain, LHP (1-0, 0.87 ERA, 10.1 IP)

Sunday, March 6 | 1 p.m. PT | Tony Gwynn Stadium  
Coverage: Live Stats  
ASU: Boyd Vander Kooi, RHP (0-0, 0.00 ERA, 2.2 IP)  
SDSU: Jacob Flores, LHP (1-2, 4.82 ERA, 9.1 IP)

Saturday, March 5 | 6 p.m. PT | Tony Gwynn Stadium  
Coverage: Live Stats  
ASU: Kyle Luckham, RHP (0-0, 2.89, 9.1 IP)  
SDSU: Kelena Sauer, RHP (1-1, 3.60 ERA, 10.0 IP)



ASU	Statistical Comparison	SDSU
.274	Batting Average	.212
.381	On Base Percentage	.321
.427	Slugging Percentage	.260
6.15	Earned Run Average	4.55
1.57	Strikeout/Walk Ratio	2.48
.275	Opponent Batting Average	.228
.983	Fielding Percentage	.970

**All-Time Series Record: Arizona State leads 16-15**

### WHAT'S ON TAP FOR AZTEC BASEBALL

- > San Diego State continues its busy stretch this weekend when it locks horns with Arizona State in a three-game series, March 4-6, at Tony Gwynn Stadium.
- > The first two encounters are scheduled to begin at 6 p.m. PT, while Sunday's finale is slated for a 1 p.m. start.
- > Live stats will be available for the entire weekend, while Friday's clash will be broadcast on XTRA Sports 1360 AM with Jonathan Ruffind handling the play-by-play responsibilities.
- > Additionally, game one will feature a live stream on GoAztecs.com via the Mountain West Network with Nick Rice calling the action.
- > The SDSU baseball program will play host to ASU for the first time since April 12, 1968, when the Aztecs recorded a 15-9 triumph.
- > The teams have not met since the 2003 campaign, when the Sun Devils swept a three-game season-opening series in Tempe, Arizona.

### SETTING THE SCENE

- > SDSU will be looking to put the brakes on a modest two-game slide after dropping a narrow 3-2 decision at home to UC Irvine on Tuesday night.
- > Trailing 3-0 against the Anteaters, the Aztecs plated single runs in the seventh and ninth innings but could not complete the comeback, as their record fell to 3-6 on the year.
- > SDSU sophomore TJ Fondtain garnered Mountain West Pitcher of the Week accolades on Monday after notching his first career victory in his second collegiate start against Hawai'i in the Tony Gwynn Legacy on Feb. 25.
- > As a staff, Aztec hurlers lead the Mountain West with 102 strikeouts entering the weekend and rank second with a .228 opposing batting average. In addition, SDSU occupies the third position in the conference with a 4.55 ERA.
- > Four SDSU pitchers find themselves among the MW top 10 in strikeouts, including Jacob Flores and Kelena Sauer, who are tied for third with 13 Ks each, while Fondtain and Jadon Bercovich share the fifth spot with 12 apiece.
- > Not to be outdone, Fondtain leads the league with a 0.87 ERA, while Bercovich (1.93) ranks seventh.
- > Offensively, shortstop Caden Miller finds himself among the conference leaders this week in several categories this week, including stolen bases (T-1st, 3) hits (T-4th, 12), on-base percentage (T-6th, .500) and batting average (9th, .364).
- > Following their series with Arizona State, the Aztecs open Mountain West play next weekend when they welcome UNLV to The Mesa for a three-game set, March 11-13, at Tony Gwynn Stadium.

### PROJECTED AZTEC STARTERS

Position	Players	Avg.	AB	R	H	2B	3B	HR	RBI	BB	SO	SB-ATT
C	Poncho Ruiz	.273	33	3	9	2	0	1	6	3	8	0-0
1B	Tino Bethancourt	.107	28	5	3	0	0	0	1	6	8	1-2
2B	Alex Rodriguez	.238	21	2	5	0	0	0	2	2	10	1-2
SS	Caden Miller	.364	33	5	12	0	0	0	3	5	8	3-4
3B	Kenny LeBeau	.222	9	1	2	0	0	0	2	3	1	0-0
LF	Johnny Giannola	.238	21	4	5	1	1	0	2	4	5	0-1
CF	Cole Carrigg	.226	31	1	7	1	0	0	2	1	9	0-0
RF	Tyler Glowacki	.222	27	3	6	2	0	0	1	5	4	0-0
DH	Brian Leonhardt	.194	31	4	6	0	0	1	5	0	8	0-0

Pitching Rotation	ERA	W-L	G-GS-CG	Sv	IP	H	R	ER	BB	SO	B/Avg.
Fri. TJ Fondtain	0.87	1-0	2-2-0	0	10.1	5	2	1	3	12	.143
Sat. Kelena Sauer	1.80	1-1	2-2-0	0	10.0	9	5	4	2	13	.243
Sun. Jacob Flores	4.82	0-1	2-2-0	0	9.1	6	6	5	5	13	.182

**GENERAL INFORMATION**

Location ..... San Diego, Calif.  
 Founded ..... 1897  
 Enrollment ..... 33,870  
 Nickname ..... Aztecs  
 Mascot ..... Aztec Warrior  
 Colors ..... Scarlet and Black (Pantone 187)  
 Conference ..... Mountain West  
 Affiliation ..... Division I  
 President ..... Dr. Adela de la Torre  
 Director of Athletics ..... John David Wicker  
 Faculty Representative ..... Patrick Papin

**BASEBALL COACHING STAFF**

Head Coach ..... Mark Martinez (Mesa State '84)  
 Overall Record ..... 218-156 (Eighth year)  
 Record at SDSU ..... 218-156 (Eighth year)  
 Assistant Coach/Pitching Coach ..... Shaun Cole (William Penn '04)  
 Assistant Coach ..... Sergio Brown (Cal State Fullerton '95)  
 Volunteer Assistant Coach ..... Chris Doyle (SDSU '17)  
 Baseball Office Phone ..... (619) 594-6889

**BASEBALL SUPPORT STAFF**

Director of Player Development/Camp Coordinator ..... Eric Lally  
 Student Managers ..... Justin Lawrence  
 Athletic Trainer ..... Bronson Santillan  
 Strength and Conditioning ..... James Chassin

**BASEBALL FACTS**

2021 Record ..... 30-16  
 2021 MW Record ..... 22-14  
 Lettermen Returning/Lost ..... 16/18  
 Position Starters Returning/Lost ..... 2/6  
 Pitchers Returning/Lost ..... 6/12  
 Total Players Returning ..... 23  
 Newcomers ..... 15  
 Incoming Freshmen ..... 10  
 Division I Transfers ..... 3  
 JC Transfers ..... 2

**FACILITY**

Home Field ..... Tony Gwynn Stadium  
 Capacity ..... 3,000  
 Surface ..... Natural Grass  
 Outfield Distances ..... 340-365-410-365-340

**SDSU MEDIA RELATIONS**

Senior Assoc. AD Media Relations ..... Mike May  
 Office Phone ..... (619) 594-5547  
 Baseball Contact ..... Jim Solien  
 E-Mail ..... jsolien@sdsu.edu  
 Office Phone ..... (619) 594-2576  
 Athletics Website ..... www.goaztecs.com  
 Twitter/Instagram ..... @goaztecs



**HEAD COACH MARK MARTINEZ**

> Mark Martinez is in his eighth season as head coach of the Aztecs and 17th overall as a member of the San Diego State staff after succeeding the late Tony Gwynn on August 20, 2014. He is just the fifth head coach in SDSU history since baseball was elevated to major sport status in 1936.  
 > During his tenure as the Aztecs' head coach, Martinez has compiled a 218-156 record (.582), highlighted by three Mountain West tournament championships in 2015, 2017 and 2018. He has also posted a 106-78 ledger (.576) in conference regular-season games.  
 > Since 2015, SDSU has garnered 30 all-Mountain West accolades under Martinez's tutelage, including back-to-back MW Pitchers of the Year Brett Seeburger (2017) and Garrett Hill (2018), as well as 2017 MW Player of the Year Danny Sheehan.  
 > Additionally, Martinez has mentored three freshman All-Americans in Chase Calabuig (2015), Casey Schmitt (2018) and Jaden Fein (2019), with the latter also receiving Mountain West Co-Freshman of the Year distinction last year.  
 > In 2017, Martinez recorded his 100th victory for the Scarlet and Black, becoming the fastest head coach in program history to reach the century mark in wins.  
 > Not to be outdone, Martinez also became the fastest head coach in Mountain West history to win three conference championships when the Aztecs captured the title in 2018.  
 > Martinez was hired as an assistant coach for the Aztecs in July of 2005 and served for nine years under head coach Tony Gwynn. During that time, he was promoted to the position of associate head coach.  
 > Since his arrival on The Mesa as an assistant coach, Martinez has witnessed 49 SDSU players get drafted into the professional ranks, with 10 of those selections making the major leagues (Stephen Strasburg, Addison Reed, Justin Masterson, Bruce Billings, Quintin Berry, Lance Zawadzki, Greg Allen, Ty France, Seby Zavala and Alan Trejo).  
 > Prior to his arrival at San Diego State, Martinez was an assistant coach at New Mexico for 17 seasons from 1989-2005. During his time as a hitting and infield coach, he helped develop the Lobos into one of the most prominent offensive teams in the country, with UNM ranking among the top 11 nationally in hitting over his final four seasons.  
 > Martinez served as an assistant at his alma mater, Mesa State College (now Colorado Mesa University) in Grand Junction, Colorado, from 1984-88. He played shortstop at the school from 1982-84, earning all-conference and all-district honors as a senior.  
 > Martinez graduated from Mesa State College (now Colorado Mesa) with a bachelor's degree in physical education in 1984 and completed his master's in sports administration at New Mexico in 1990.  
 > During the offseason, Martinez signed a three-year contract extension that will keep him at San Diego State through the 2026 season.

**2022 AZTEC BASEBALL ROSTER**

No.	Player	Pos.	B-T	Ht.	Wt.	Yr.	Hometown / Last School
1	Caden Miller	IF	S-R	5-11	180	So.	Newhall, Calif. / Bishop Alemany HS
2	Brady Zavorek	IF	R-R	5-11	175	Fr.	Fresno, Calif. / Bullard HS
3	Kenny LeBeau	IF	L-R	5-10	175	R-Jr.	Granite Bay, Calif. / Sierra College
5	Fisher Pyatt	IF	S-R	6-0	180	So.	San Diego, Calif. / St. Augustine HS
8	Cole Carrigg	C/UTL	S-R	6-2	180	So.	Turlock, Calif. / Turlock HS
9	Charlie Rhee	OF	R-R	5-10	175	So.	San Diego, Calif. / St. Augustine HS
10	Tino Bethancourt	IF	R-R	6-2	190	R-Fr.	El Dorado Hills, Calif. / Oak Ridge HS
11	Avery Jones	RHP	R-R	6-6	215	Sr.	Gig Harbor Wash. / Central Arizona College
12	Max Foxcroft	IF	L-R	5-9	170	So.	Newport Coast, Calif. / Oregon
13	Alex Rodriguez	IF	R-R	6-2	180	R-Fr.	Upland, Calif. / USC
14	Irvin Weems	OF	R-R	6-0	190	Fr.	Las Vegas, Nev. / Durango HS
15	Xavier Carter	OF/IF	L-L	6-4	210	R-So.	Sacramento, Calif. / Capital Christian HS
18	Tyler Glowacki	OF	L-L	5-10	190	Fr.	San Diego, Calif. / Santana HS
21	Brian Leonhardt	IF/LHP	L-L	6-2	200	Jr.	San Diego, Calif. / Eastlake HS
22	Chris Canada	LHP	L-L	6-7	205	Fr.	Orange, Calif. / Orange Lutheran HS
23	Jonny Guzman	RHP	R-R	6-2	190	R-So.	Orange, Calif. / Orange Lutheran HS
24	Poncho Ruiz	C	R-R	6-2	195	So.	Tijuana, Mexico / Mater Dei HS (Chula Vista, Calif.)
25	Hunter Hargett	RHP	R-R	6-2	185	Fr.	San Diego, Calif. / Point Loma HS
26	Omar Serrano	RHP	R-R	6-4	170	Fr.	Downey, Calif. / Downey HS
27	Joseph Ingrassia	LHP	L-L	6-2	180	Fr.	San Diego, Calif. / Valhalla HS
28	TJ Fondtain	IF/LHP	L-L	6-4	190	So.	Clovis, Calif. / Buchanan HS
29	Robert Brodell	RHP	R-R	6-0	195	Jr.	Brawley, Calif. / Imperial Valley College
30	Hunter Cranton	RHP	R-R	6-3	195	R-So.	San Juan Capistrano, Calif. / Saddleback College
31	Blake Butcher	IF	L-R	6-0	200	Fr.	Newport Beach, Calif. / Corona del Mar HS
32	Ricky Tibbett	RHP	L-R	6-2	175	So.	San Diego, Calif. / Eastlake HS
35	Julian Jackson	RHP	L-R	6-8	225	So.	Powder Springs, Ga. / Eastern Kentucky
36	Jacob Flores	LHP	L-L	6-4	215	Sr.	Oxnard, Calif. / Rio Mesa HS
38	Ryan Faulks	RHP/IF	R-R	6-2	170	Fr.	Rancho Santa Margarita, Calif. / Trabuco Hills HS
39	Troy Melton	RHP	R-R	6-4	190	R-So.	Anaheim, Calif. / Canyon HS
40	Jaden Bercovich	RHP	R-R	6-2	210	Jr.	Reno, Nev. / Damonte HS
41	Deron Johnson	C	L-R	6-0	195	Jr.	Poway, Calif. / Poway HS
42	Shaun Montoya	OF	R-R	5-11	160	R-Fr.	Rancho Cucamonga, Calif. / UC Irvine
46	Trevor Hazelhurst	OF	L-L	6-2	210	R-So.	San Diego, Calif. / Grossmont College
47	Eldridge Armstrong III	RHP	R-R	6-2	205	Fr.	Simi Valley, Calif. / Monte Vista Academy
48	Johnny Giannola	UTL	R-R	5-11	210	R-Fr.	Dana Point, Calif. / Santa Margarita Catholic HS
50	Kelena Sauer	RHP	R-R	6-3	205	So.	Honolulu, Hawai'i / Kamehameha HS

**Head Coach:** 7 Mark Martinez (Mesa State, 1984; New Mexico, 1990), Eighth season  
**Assistant Coach/Pitching Coach:** 0 Shaun Cole (William Penn, 2004), First season  
**Assistant Coach/Recruiting Coordinator:** 20 Sergio Brown (Cal State Fullerton, 1995), First season  
**Volunteer Assistant Coach:** 33 Chris Doyle (San Diego State, 2017)  
**Director of Player Development/Camp Coordinator:** Eric Lally

**AZTEC WEEKEND ROTATION**

> For the third straight weekend, San Diego State is projected to utilize the same starting pitchers for the Arizona State series in TJ Fondtain, Kelena Sauer and Jacob Flores.

> TJ Fondtain (1-0, 0.87 ERA) is expected to take the mound for the Aztecs on Friday. The SDSU left-hander garnered Mountain West Pitcher of the Week accolades after collecting his first career victory in the Aztecs' 7-1 triumph over Hawai'i in the Tony Gwynn Legacy on Feb. 25. Against the Rainbow Warriors, Fondtain tallied a career-high seven strikeouts, allowing just one unearned run on a scant three hits and no walks in 6.0 innings. The Clovis California, native made his pitching debut for the Scarlet and Black against No. 17 TCU at the MLB4 Tournament, where he struck out five batters in 4 1/3 innings, yielding just one earned run on two hits and three walks. As a prep at Buchanan High School, Fondtain posted a 17-2 record and a 1.95 ERA in 31 career pitching appearances, compiling 132 strikeouts in 133.0 innings, according to MaxPreps. He helped the Bears to three consecutive berths in the CIF Central Section Division I playoffs, including a spot in the title game in 2017.

> On Saturday, sophomore Kelena Sauer (1-1, 1.80 ERA) will make his fourth career start after absorbing the loss in SDSU's 4-0 setback to Utah in the Tony Gwynn Legacy on Feb. 26. Despite a career-high seven strikeouts of his own, the Aztec right-hander ceded all four of the Utes' runs on six hits and no walks before giving way to Robert Brodell to start the sixth. Sauer emerged as the winning pitcher in SDSU's 4-3 victory over Houston at the MLB4 Tournament on Feb. 19. Against the Cougars, the Mililani, Hawai'i, product fanned six batters over five innings, surrendering just one run on three hits and two walks. As a true freshman in 2021, Sauer posted a 1-0 record with a 4.20 ERA, one save and 19 strikeouts in 15.0 innings over 14 games. Last season, he held opponents scoreless in his first four appearances and eight for the year.

> Meanwhile, Jacob Flores (0-1, 4.82 ERA) is once again slated to get the call in the series. The SDSU left-hander will be making his third straight start and seventh of his career after taking the hill in the rematch with Utah to close out the Tony Gwynn Legacy. Against the Utes, the Aztec senior also posted a career-best seven strikeouts but did not factor in the decision after allowing all three of Utah's runs on two hits and two walks in five innings, as the Scarlet and Black rallied for a thrilling 4-3 walk-off victory. Flores also pitched against California at the MLB4 Tournament in Scottsdale, Arizona, but was tagged with the loss after allowing three runs (two earned) on five hits and three walks. However, the Oxnard, California, native still posted six strikeouts over 4 1/3 innings. In 2020, Flores enjoyed his finest season as a collegian despite an abbreviated schedule due to the COVID-19 pandemic. Flores posted a 2-0 record in eight appearances with a 1.45 ERA, which ranked second in the Mountain West. He also finished among the league leaders in strikeouts (T-3rd - 25), strikeouts per 9 innings (3rd - 12.05) and opposing batting average (4th - .203).

**NOTING MONDAY'S MARATHON VS. HAWAII**

> After winning two of three games in the Tony Gwynn Legacy, San Diego State faced Hawai'i in a 15-inning contest on Monday that lasted six hours and 14 minutes, with the Rainbow Warriors prevailing by an 8-5 count.

> The Aztecs' 15-inning affair was their longest game since April 19, 2013, when the Scarlet and Black dropped a 9-8 decision at UNLV in 17 innings.

> Both teams squandered numerous scoring chances, combining for 32 runners left on base, including 17 for SDSU and 15 for the visitors.

> In addition, the Aztecs and Warriors collectively used 16 pitchers on the night, including nine for Hawai'i and seven for SDSU.

> SDSU hurlers struck out a season-high 21 batters, including a career-best seven from reliever Jadon Bercovich.

> Aztec hitters were plunked six times, including Caden Miller, who was victimized on three occasions.

> Kenny LeBeau (2B) and Blake Butcher (3B) each received their first starting assignments for the Scarlet and Black, while pinch hitter Brady Zavorek and reliever Omar Serrano logged their first collegiate appearances.

> LeBeau drove in his first two runs as an Aztec with a single in the bottom of the seventh.

> In all, San Diego State used 25 players on its 37-man roster during the contest.

**SERIES RECORD VS. ARIZONA STATE**

> San Diego State trails the all-time series with the Sun Devils 15-16, posting a 3-13 record against this weekend's opponent since becoming a Division I institution in 1969.

> On the flip side, the Aztecs won 12 of 15 games vs. ASU between 1940 and 1968, compiling a 7-1 mark in San Diego.

> The teams have not met since Jan. 24-26, 2003, when the Sun Devils swept a three-game season-opening series in Tempe, Arizona.

> Prior to those encounters, SDSU recorded a 9-4 triumph over ASU on March 29, 1985, at the UC Riverside Invitational in Riverside, California.

**2022 AZTEC GAME HIGHS**

**Team Batting**

At bats:	52, vs. Hawai'i (2-28-22)
Runs scored:	7, vs. Hawai'i (2-25-22)
Hits:	10, vs. Hawai'i (Feb. 28) and at UC Irvine (2-22-22)
RBIs:	7, vs. Hawai'i (2-25-22)
Doubles:	1, Six times, last: vs. Hawai'i (2-28-22)
Triples:	1, vs. Hawai'i (2-25-22)
Home runs:	2, vs. California (2-20-22)
Total bases:	13, vs. California (2-20-22)
Walks:	7, vs. Hawai'i (2-28-22)
Strikeouts:	15, vs. Hawai'i (2-25-22)
Sacrifice hits:	2, vs. Hawai'i (2-28-22) and vs. Utah (2-27-22)
Sacrifice flies:	1, vs. Houston (2-19-22)
Stolen bases:	1, Five times, last: vs. UC Irvine (3-1-22)
Hit by pitch:	6, vs. Hawai'i (2-28-22)
Caught stealing:	2, vs. Houston (2-19-22) and vs. California (2-20-22)
Runners LOB:	17, vs. Hawai'i (2-28-22)
Hit into DP:	2, vs. Hawai'i (2-28-22) and vs. California (2-20-22)

**Team Fielding**

Putouts:	45, vs. vs. Hawai'i (2-28-22)
Assists:	17, vs. vs. Hawai'i (2-28-22)
Errors:	3, vs. Hawai'i (2-25-22)
Passed balls:	1, vs. Hawai'i (2-25-22) at UC Irvine (2-22-22)
Double Plays Turned:	2, vs. Hawai'i (2-28-22)

**Team Pitching**

Innings pitched:	15.0, vs. Hawai'i (2-28-22)
Runs allowed:	13, at UC Irvine (2-22-22)
Earned runs:	12, at UC Irvine (2-22-22)
Walks allowed:	9, vs. TCU (2-18-22)
Strikeouts:	21, vs. Hawai'i (2-28-22)
Hits allowed:	11, vs. Hawai'i (2-28-22) and at UC Irvine (2-22-22)
Doubles allowed:	3, vs. Hawai'i (2-28-22) and vs. TCU (2-18-22)
Triples allowed:	2, at UC Irvine (2-22-22)
Home Runs allowed:	1, Five times, last: vs. UC Irvine (3-1-22)
Wild pitches:	5, vs. TCU (2-18-22)
Hit batters:	8, vs. Hawai'i (2-28-22)

**Individual Batting**

At bats:	7, Cole Carrigg vs. Hawai'i (2-28-22)
Runs scored:	2, Five times, last: Tino Bethancourt and Tyler Glowacki vs. Hawai'i (2-28-22)
Hits:	3, Tyler Glowacki vs. Hawai'i and Alex Rodriguez vs. TCU (2-18-22)
RBIs:	2, Six times, last: Kenny LeBeau vs. Hawai'i (2-28-22)
Doubles:	1, Six times, last: Johnny Giannola vs. Hawai'i (2-28-22)
Triples:	N/A
Home runs:	1, Poncho Ruiz and Brian Leonhardt vs. California (2-20-22)
Total Bases:	4, Poncho Ruiz and Brian Leonhardt vs. California (2-20-22)
Walks:	2, Four times, last: Caden Miller vs. Utah (2-27-28)
Strikeouts:	3, Poncho Ruiz vs. TCU (2-18-22)
Sacrifice hits:	2, Cole Carrigg vs. Utah (2-27-22)
Sacrifice flies:	1, Poncho Ruiz vs. Houston (2-19-22)
Stolen bases:	1, Five times, last: Caden Miller vs. UC Irvine (3-1-22)
Hit by pitch:	3, Caden Miller vs. Hawai'i (2-28-22)
Caught stealing:	1, Six times, last: Johnny Giannola vs. Hawai'i (2-25-22)
Runners LOB:	4, Three times, last: Cole Carrigg and TJ Fondtain vs. Hawai'i (2-28-22)

**Individual Fielding**

Putouts:	18, Poncho Ruiz vs. Hawai'i (2-28-22)
Assists:	6, Caden Miller vs. Utah (2-26-22)
Errors:	1, Ten times, last: Robert Brodell vs. UC Irvine (3-1-22)
Passed balls:	1, Poncho Ruiz vs. Hawai'i (2-25-22) and Cole Carrigg at UC Irvine (2-22-22)

**Individual Pitching**

Innings pitched:	6.0, Jadon Bercovich vs. Hawai'i (2-28-22) and TJ Fondtain vs. Hawai'i (2-25-22)
Runs allowed:	5, Jonny Guzman at UC Irvine (2-22-22)
Earned runs:	4, Ryan Faulks and Jonny Guzman at UC Irvine (2-22-22)
Walks allowed:	4, Robert Brodell vs. UC Irvine (3-1-22)
Strikeouts:	9, Jonny Guzman at UC Irvine (2-22-22)
Hits allowed:	6, Kelena Sauer at UC Irvine (2-26-22)
Doubles allowed:	2, Hunter Cranton vs. UC Irvine (3-1-22) and Joseph Ingrassia vs. California (2-20-22)
Triples allowed:	1, Three times, last: Avery Jones and Ryan Faulks at UC Irvine (2-22-22)
Homers allowed:	1, Five times, last: Hunter Cranton vs. UC Irvine (3-1-22)
Wild pitches:	2, Four times, last: Jonny Guzman at UC Irvine (2-22-22)
Hit batters:	2, Four times, last: vs. UC Irvine (3-1-22)

2021 MOUNTAIN WEST STANDINGS (As of March 3)

Team	---Conference---			----Overall----			Strk
	W	L	Pct	W	L	Pct.	
San José State	0	0	.000	6	3	.667	W2
Fresno State	0	0	.000	4	4	.500	W1
UNLV	0	0	.000	4	4	.500	L1
Nevada	0	0	.000	3	4	.429	L1
Air Force	0	0	.000	3	5	.375	L3
New Mexico	0	0	.000	3	5	.375	W1
<b>San Diego State</b>	<b>0</b>	<b>0</b>	<b>.000</b>	<b>3</b>	<b>6</b>	<b>.333</b>	<b>L2</b>

This Weekend in the MW

Friday, March 4

Arizona State at San Diego State, 6 p.m. PT

Nevada at Air Force (DH), 10:30 a.m. MT

Cal Poly at UNLV, 6:05 p.m. PT

New Mexico at San José State, 6:05 p.m. PT

Portland at Fresno State, 6:05 p.m. PT

Saturday, March 5

Arizona State at San Diego State, 6 p.m. PT

Nevada at Air Force, 11 a.m. MT

Cal Poly at UNLV, 1:05 p.m. PT

New Mexico at San José State, 2:05 p.m. PT

Portland at Fresno State, 6:05 p.m. PT

Sunday, March 6

Arizona State at San Diego State, 1 p.m. PT

Cal Poly at UNLV, 12:05 p.m. PT

New Mexico at San José State, 12:05 p.m. PT

Portland at Fresno State, 1:05 p.m. PT

Monday, March 7

Utah Valley at UNLV, 6:05 p.m. PT

Tuesday, March 8

Air Force at Northern Colorado, 2 p.m. MT

Utah Valley at UNLV, 2:05 p.m. PT

San José State at Cal Poly, 6 p.m. PT

Utah at Fresno State, 6:05 p.m. PT

Wednesday, March 9

Fresno State at San Francisco, 2 p.m. PT



- > In addition, the Sun Devils claimed a 6-1 victory over the Aztecs on their home field at the 1982 NCAA Regionals.
- > The Arizona State baseball program will be making its first visit to The Mesa since April 12, 1968, when the Aztecs handed the Sun Devils a 15-9 defeat.

ARIZONA STATE AT A GLANCE

- > After winning three of their first four to start the 2022 campaign, the Sun Devils (3-6) find themselves mired in a five-game losing streak after dropping a pair of midweek contests at home to No. 4 Oklahoma State, 7-5 and 11-6.
- > Last season, ASU tied for fifth in the Pac-12 with a 16-14 record in conference play, finishing with a 33-22 mark overall. The Sun Devils earned a berth in the NCAA Austin Regional but were eliminated after losing to Texas and Fairfield.
- > ASU was pegged for a seventh-place finish in the 2022 Pac-12 preseason coaches poll.
- > After nine games, first baseman/designated hitter Conor Davis leads the Sun Devils in several categories, including batting average (.469), slugging percentage (.781), hits (15) and home runs (3). The former Auburn transfer also shares the team lead with seven RBIs.
- > In addition, outfielder Joe Lampe tops the squad with nine runs scored and four stolen bases while compiling a .371 batting average with two homers and four RBIs.
- > ASU also sports infielders Sean McLain and Ethan Long, who helped the Sun Devils rank No. 1 nationally last season with 60 double plays turned.
- > McLain and Long were ranked 33th and 38th, respectively, among collegiate prospects for the 2022 MLB Draft by Baseball America. The sophomore duo also earned a spot on USA Baseball's Golden Spikes Award Preseason Watch List.
- > Long was a consensus All-American in 2021 after receiving honors from Collegiate Baseball newspaper, Baseball America and the NCBWA, while McLain garnered Freshman All-America accolades from Collegiate Baseball newspaper, along with teammate Hunter Haas, who has started seven games in the infield as well this year.
- > ASU is projected to open this weekend's series with left-hander Adam Tulloch on the mound, followed by right-handers Kyle Luckham and Boyd Vander Kooi.
- > Tulloch (0-0, 3.27 ERA) has appeared in three games this season, allowing five runs on two hits and eight walks to go with a team-high 15 strikeouts in 11.0 innings. The redshirt junior made two starts against Dixie State (Feb. 18) and Brigham Young (Feb. 25) but did not figure in either decision.
- > Luckham (0-0, 2.89 ERA) has also started in the Sun Devils' previous series against Dixie State (Feb. 19) and BYU (Feb. 26), yielding three runs on 10 hits and one walk for the season against eight strikeouts.
- > Meanwhile, Vander Kooi (0-0, 0.00 ERA) is expected to make his first start of the year after a pair of relief appearances, ceding no hits and just one walk while striking out a pair in 2 2/3 innings. The ASU senior underwent Tommy John surgery last season after posting a 2-1 record with a 0.70 ERA in five appearances during the abbreviated 2020 campaign.
- > Collectively, the Sun Devils have amassed a .277 team batting average after nine games, while their pitching staff owns a 6.15 ERA as a team with 77 strikeouts.
- > The Aztecs welcome back former pitching coach Sam Peraza to Tony Gwynn Stadium this weekend. Peraza, who was accepted the same position at ASU last July, served six seasons on The Mesa from 2016-2021, helping the Scarlet and Black capture consecutive Mountain West tournament titles in 2017 and 2018. He was elevated to associate head coach of the SDSU program in the summer of 2019.
- > Sun Devil alumnus Willie Bloomquist, a 14-year Major League Baseball veteran, is in his first season as head coach at Arizona State. Bloomquist returned to the Tempe campus after spending five years in the front office with the Arizona Diamondbacks, where he served as a special assistant to President and CEO Derrick Hall. During his career in the big leagues, Bloomquist played for the Seattle Mariners (2002-08, 2014-15), Kansas City Royals (2019-10), Cincinnati Reds (2010) and D-Backs (2011-13), finishing with a .269 batting average, 778 hits, 110 doubles, 23 triples, 18 homers, 225 RBIs and 133 stolen bases in 1,055 games.

TOUGH AT HOME

- > Since the start of the 2012 season, San Diego State is 177-109 (.619) when playing at home.
- > In 2018, the Aztecs set a program record with 25 home victories at Tony Gwynn Stadium (since 1997), besting the previous standard of 24 set in 1997, 2002 and 2014.

FONDTAIN TABBED MW PITCHER OF THE WEEK

- > San Diego State sophomore TJ Fondtain was named Mountain West Pitcher of the Week by the league office on Feb. 28.
- > In just his second career start on the mound, Fondtain earned his first collegiate victory after helping SDSU post a 7-1 triumph over Hawai'i in the Tony Gwynn Legacy on Feb. 25.
- > Against the Rainbow Warriors, the Aztec left-hander recorded a career-high seven strikeouts, yielding just one unearned run on a scant three hits and no walks in 6.0 innings.
- > A native of Clovis, California, Fondtain retired the first 13 Hawai'i hitters, notching five of his strikeouts in that span. He also helped his cause by picking off a runner at second base in the top of the fifth inning.
- > In addition, Fondtain displayed great control in last Friday's start, reaching ball three in the pitching count just once against 21 batters faced.
- > With his honor, Fondtain received his first career conference weekly award and the Aztecs' second of the year after Alex Rodriguez garnered freshman accolades on Feb. 22.

STRIKEOUTS GALORE

- > San Diego State has recorded double-digit strikeouts in six of nine games this year, including a season-high 21 vs. Hawai'i in 15 innings on Feb. 28.
- > Redshirt sophomore Jonny Guzman fanned a career-best nine hitters in his first collegiate start at UC Irvine on Feb. 22, which marks a single-game high for an SDSU pitcher this year.
- > In addition, three other Aztec starters have compiled collegiate-high strikeout totals already this season: TJ Fondtain (7 vs. Hawai'i, Feb.

25)), Kelena Sauer (7 vs. Utah, Feb. 26) and Jacob Flores (7 vs. Utah, Feb. 27).

- > Entering the weekend, SDSU leads the Mountain West with 11.1 strikeouts per nine innings, which ranks 47th in the nation.
- > SDSU recorded 27 games with 10 or more strikeouts during the 2019 campaign, marking the most double-digit strikeout performances for the Scarlet and Black in the MW era (since 2000). SDSU surpassed the previous MW record of 23 set in a 10-6 win at Fresno State on May 11, 2019.
- > Last season, the Scarlet and Black registered 10 or more strikeouts in 18 games, notching a 15-3 record in those contests.
- > The Aztecs posted double-digit strikeouts in their last six home games of the 2021 campaign, including a combined 33 Ks in their three-game sweep over San José State, May 8-9, 2021.
- > Previously, in San Diego State's sweep of Dixie State, April 24-25, 2021, Trailblazer hitters were punched out 42 times during the series, including 15 in the doubleheader opener, which marked a season-high for the SDSU staff.
- > During the shortened 2020 season, the SDSU pitching staff completed seven games with 10 strikeouts: vs. Virginia Tech, Cal State Fullerton, Iowa, Nebraska, at UC Irvine and twice against Oregon State. Not surprisingly, the Scarlet and Black went 6-1 in those contests.
- > Dating back to 2019, the Aztecs are 38-20 in their last 58 games when striking out 10 or more batters.

**GOING, GOING, GONE**

- > San Diego State has emerged victorious in 43 of its last 59 games dating back to 2019 when launching one out of the park.
- > The Aztecs homered in 29 of 46 games last season, posting a 21-8 record in those contests.
- > SDSU went 17-5 during the 2019 campaign when going yard and 5-2 in 2020.

**STREAKING AZTECS**

- > Poncho Ruiz owns a current eight-game hitting streak, which marks the longest on the team this season.
- > Caden Miller had his seven-game hitting streak snapped in the 15-inning marathon vs. Hawai'i on Feb. 28.
- > However, Miller has still reached base safely in all nine games this year, while the aforementioned Ruiz and Tyler Glowacki have reached base in eight straight outings.
- > Miller leads the Scarlet and Black with multiple hits in four games, while Brian Leonhardt has a pair of RBIs in two contests.
- > Miller and Ruiz are the only two Aztecs to start all nine games this year. Miller has made nine starts at shortstop, while Ruiz has earned eight starts at catcher and one at designated hitter.

**OTHER TRENDS**

- > The Aztecs are 96-19 in their last 115 games when scoring five or more runs, including a stellar 29-6 record last year after posting a 6-2 mark in 2020.
- > San Diego State is 61-25 in its last 86 games following a loss, including an 11-5 mark in 2021. The Scarlet and Black is off to a 3-2 start this season in games following a loss.
- > The Aztecs had their 29-game winning streak snapped when leading after six innings in the series finale against San Diego on Feb. 21, 2021.
- > On the flip side, SDSU put the brakes a 41-game losing streak when trailing after seven innings the previous day vs. the Toreros.
- > After scoring six runs in the bottom of the ninth in their dramatic 10-9 victory over New Mexico on April 2, 2021, the Aztecs snapped a 46-game losing streak when trailing after eight innings dating back to March 20, 2018, when SDSU rallied to beat CSU Bakersfield at home, 5-4.
- > Conversely, after UNLV registered an 11-10 comeback victory in the nightcap of a doubleheader in Las Vegas on May 15, 2021, the Aztecs had their 45-game winning streak halted when leading after eight innings. Prior to that game, SDSU's last loss when leading after the eighth occurred on March 10, 2019 in a 6-5 defeat to Nevada at home in 10 innings.

**RODRIGUEZ NETS MW FRESHMAN OF THE WEEK HONORS**

- > San Diego State's Alex Rodriguez was named Mountain West Baseball Freshman of the Week for his performance at the season-opening MLB4 Tournament, held Feb. 18-20 in Scottsdale, Arizona.
- > Rodriguez started all three games at second base for the Aztecs at the prestigious event, leading the team with a .500 batting average and a .600 on-base percentage while tying for the top spot with four hits.
- > A native of Rancho Cucamonga, California, Rodriguez went 3-for-4 with an RBI in his collegiate debut against No. 17 TCU in the opener on Friday, posting singles in his first two career at-bats. He also drove in his first collegiate run after reaching on a fielder's choice in the bottom of the sixth, giving SDSU a 3-2 lead that held up until the bottom of the ninth.
- > Against Houston last Saturday, Rodriguez was hit by a pitch and scored during the Aztecs' pivotal three-run outburst in the fifth inning, as the Scarlet and Black held on for its first win of the year in a 4-3 victory.
- > Rodriguez then wrapped up the tournament with a 1-for-3 effort at the plate vs. California on Sunday.
- > As a second baseman, Rodriguez did not commit an error in five chances for the weekend, finishing with a clean 1.000 fielding percentage.

**NEWCOMERS READY TO STEP IN**

- > San Diego State has added 15 newcomers for 2022, including 10 true freshmen, three Division I transfers and two junior college players.
- > Among the Aztecs to start this weekend is infielder Alex Rodriguez, who utilized his redshirt season at USC in 2021 after graduating from Damien High School in La Verne, California, where he was a prep teammate of SDSU outfielder Shaun Montoya. Rodriguez was listed as the No. 20 shortstop in California for the class of 2020 by Perfect Game and was an all-Baseline League selection in 2018 and 2019.
- > SDSU also expects a big splash from freshman outfielder Irvin Weems, who was ranked as the No. 4 outfielder and seventh-best player overall in Nevada for the class of 2021, according to Perfect Game. A graduate of Durango High School in Las Vegas, Weems earned first-team all-Southern Nevada honors by the Las Vegas Review-Journal as a senior after batting .561 (23-41) with four homers, nine doubles and 27 RBIs in just 15 games, according to MaxPreps. He also scored 20 runs and stole 13 bases in 16 attempts while posting a 1.121 slugging percentage and a .636 on-base percentage.
- > Another freshman who has impressed in camp is outfielder Tyler Glowacki, a local product who brings a winning pedigree to The Mesa from nearby Santana High School, which captured the Grossmont Valley League championship in 2021 and advanced to the third round of CIF San Diego Section

2022 SITUATIONAL RECORDS	
Overall.....	3-6
Home.....	2-3 L2
Road.....	0-1 L1
Neutral.....	1-2 L1
Current Streak.....	L2
Last 5.....	2-3
Last 10 (streak since 2021).....	4-6
Day Games.....	1-1 W1
Night Games (after 5 p.m.).....	2-5 L3
Mountain West games.....	0-0 W2
Mountain West home games.....	0-0 W3
Mountain West road games.....	0-0 W2
Non-conference games.....	3-6 L2
Games vs. WCC.....	1-3 L1
Games vs. Big West.....	1-3 L2
Games vs. Pac-12.....	1-2 W1
Following loss.....	3-2 L1
Following win.....	0-3 L3
February.....	3-5 L1
March.....	0-1 L1
April.....	0-0 L3
May.....	0-0 W2
in California.....	2-4 L2
in Arizona.....	1-2 L1
in Nevada.....	0-0 L6
in Colorado.....	0-0 W3
in New Mexico.....	0-0 W2
Leading after 6.....	2-1 W6
Trailing after 6.....	1-5 L2
Tied after 6.....	0-0 W3
Leading after 7.....	2-1 W5
Trailing after 7.....	0-5 L5
Tied after 7.....	0-0 W2
Leading after 8.....	2-1 W2
Trailing after 8.....	0-4 L4
Tied after 8.....	0-1 L1
Extra Innings.....	0-1 L1
Walk-offs.....	1-0 W1
One-run games.....	2-1 L1
Run-rule games.....	0-0 L1
Aztecs score first.....	2-2 W2
Opponent scores first.....	1-4 L4
Shutouts.....	0-1 L1
Aztecs score 0-2 runs.....	0-2 L6
Aztecs score 3-5 runs.....	2-3 W1
Aztecs score 6 or more runs.....	0-0 W2
Aztecs hit 0 home runs.....	3-5 L2
Aztecs hit a home run.....	0-1 L1
Regular Season Series Openers.....	0-0 L1
Regular Season Series Finales.....	0-0 W2
on Monday.....	0-1 L1
on Tuesday.....	0-2 L2
on Friday.....	1-1 W1
on Saturday.....	2-0 W5
on Sunday.....	1-1 W1
Aztecs make no errors.....	0-1 L1
Opponent makes no errors.....	2-3 W1
Aztecs outhit opponent.....	2-1 L1
Opponent outhits Aztecs.....	1-5 L4
Hits are tied.....	0-0 W1

Open Division playoffs. Glowacki capped the year with an appearance in the CIF San Diego Section All-Star game at Petco Park. He earned a No. 21 ranking among outfielders in California for the class of 2021.

> Although he has been with the program for two years, Tino Bethancourt will see his first collegiate action for the Scarlet and Black this year in the infield. Bethancourt sat out as a redshirt in 2021 after graduating from Oak Ridge High School in El Dorado Hills, California, where his senior season was limited to three games due to the COVID-19 pandemic. According to MaxPreps, he played 78 games during his prep career, batting .285 with three homers, 16 doubles, 37 RBIs and 50 runs scored while posting 12 stolen bases and a .427 on-base percentage.

> Likewise, right-handed pitcher Jadon Bercovich is another player who utilized his redshirt season in 2021 but looks ready to step into a relief role during the upcoming 2022 campaign. A graduate of Damonte Ranch High School in Reno, Nevada, Bercovich twice garnered all-conference accolades and was ranked as the No. 2 right-handed pitcher in that state for the class of 2020 by Perfect Game. He once set a school record with 13 strikeouts in a single game and also played for the Athletics squad at the prestigious Area Code games.

> Robert Brodell will be looking to secure a spot in the bullpen as well after playing two seasons at Imperial Valley College, where he struck out 59 batters in 53.1 innings on the mound. He ranked 23rd in the state as a freshman in 2019 with 10.31 strikeouts per nine innings. Brodell starred at Brawley Union High School, where he was a first-team all-conference selection and two-time MVP. The right-handed hurler contributed to a team that won three straight Imperial Valley League championships to go with a CIF San Diego Section Division III title as junior in 2017.

> Omar Serrano is another rookie pitcher who brings impressive credentials with him to The Mesa after a stellar prep career at Downey High School, where he earned all-CIF Southern Section Division IV honors as a senior after recording a 1.50 ERA in 12 appearances with 85 strikeouts in 70.0 innings, according to MaxPreps. Serrano tossed three shutouts in five of his victories that season, including a perfect game vs. Westlake in the first round of the CIF playoffs.

> UC Irvine transfer Shaun Montoya and utility player Johnny Giannola are two redshirt freshmen who will be vying for playing time as well this season after sitting out the 2021 season.

#### AZTECS PICKED THIRD IN MOUNTAIN WEST PRESEASON POLL

> In a vote of the league's seven head coaches, San Diego State was pegged for a third-place finish in the 2022 Mountain West preseason poll, as announced by the conference office on Feb. 10.

> The Aztecs garnered a total of 25 points, trailing preseason favorite Nevada (36 pts), which received six first-place votes, and second-place UNLV (29 pts), which netted the remaining first-place vote. Fresno State landed in the fourth spot just behind SDSU with 23 points, while Air Force (15 pts) was a distant fifth, followed by New Mexico (11 pts) and San José State (7 pts).

#### 2022 MW Preseason Coaches Poll

Rank	Team (1st-place votes)	Pts.
1.	Nevada (6)	36
2.	UNLV (1)	29
3.	San Diego State	25
4.	Fresno State	23
5.	Air Force	16
6.	New Mexico	11
7.	San José State	7

#### MELTON NAMED TO PRESEASON ALL-MOUNTAIN WEST TEAM

> Starting pitcher Troy Melton earned a spot on the preseason all-Mountain West team announced on Feb. 10.

> A native of Anaheim, California, Melton finished among the Mountain West leaders in several categories last year, including strikeouts (2nd), innings pitched (4th), opposing batting average (8th — .291), wins (T-10th) and ERA (11th). The Aztec junior also issued one walk or less in eight of his appearances.

> In addition, Melton received MW Pitcher of the Week recognition after recording his first career shutout vs. Fresno State on March 7, 2021. Against the Bulldogs, he matched his collegiate best with nine strikeouts, allowing just four hits and one walk in the complete-game victory, as SDSU rolled to a 17-0 rout at home.

> Prior to the 2021 campaign, Melton was named to the USA Golden Spikes Award Preseason Watch List and was ranked 79th on D1Baseball.com's Top 100 college draft prospects.

> In 2020, Melton collected all-Mountain West accolades in a stellar season that was cut short due to the COVID-19 pandemic, logging a 3-1 record with a 3.22 ERA and 26 strikeouts. He shared the conference lead with three victories, which was tied for 23rd nationally, while his strikeouts and opposing batting average (.192) ranked second and third in the MW, respectively.

#### MARTINEZ SIGNS CONTRACT EXTENSION

> During the offseason, San Diego State head coach Mark Martinez signed a three-year contract extension that will keep him in the Aztec dugout through the 2026 season.

"Mark has been a tremendous asset to our baseball program, and I look forward to him continuing the success our teams have found on the field and in the classroom," said SDSU director of athletics John David

Wicker. "Mark does a great job developing the overall student-athlete, and the young men in our program have certainly benefited, as has our entire Aztec community."

> Entering his eighth season as head coach at SDSU, Martinez has compiled a 215-150 record (.589), highlighted by three Mountain West tournament championships and a trio of NCAA regional appearances in 2015, 2017, 2018.

"I am very excited for the opportunity to maintain the tradition of excellence that has been established here at San Diego State," Martinez said. "I am extremely grateful for the support of our administration, alumni and Aztec community. Our program takes tremendous pride in competing for championships and developing young men into outstanding students, athletes and leaders."

#### NEW FACES ON THE COACHING STAFF

> San Diego State head coach Mark Martinez filled two vacancies with a pair of prominent hires over the summer, as Shaun Cole accepted the pitching coach position, while Sergio Brown assumed the role of assistant coach/recruiting coordinator.

> Cole arrives on The Mesa after a two-year stint at Eastern Kentucky University, where he served as the Colonels' associate head coach/pitching coach in 2019-20.

> During his tenure, Cole developed and guided one of ECU's most successful pitching staffs while enrolling three of the highest ranked recruiting classes in program history.

> In Cole's first season in 2019, ECU set team records for strikeouts (510) and lowest opposing batting average (.258) while logging the most victories (32) since 2004 and lowest team ERA (4.79) since 2008.

> Prior to his stint in the Bluegrass State, Cole served as coordinator for player development with the San Diego Padres, where he was involved in all aspects of baseball operations, scouting and player development.

> Among his countless duties with the Padres, Cole assisted in player development for the team's minor league system, which was ranked No. 1 in MLB in 2018, including the Padres Dominican Republic Academy.

> In 2016, Cole was also the pitching coach for the Tri-City Dust Devils, the Padres' short-season Class A affiliate based in Pasco, Washington, where he developed the organization's top pitching prospects.

> In 2017, Cole served as the coordinator for San Diego's spring training facility in Arizona. In that role, he oversaw the daily operations of mini-camp, extended spring training, as well as two rookie ball teams during the Arizona Fall League. He also managed the AZL Padres that season.

> From June 2014 to Sept. 2015, Cole served as the director of the 18U National Team for USA Baseball. Among his responsibilities was managing the Tournament of Stars presented by MLB and the 17U National Team Identification Series — both primary selection vehicles for the 18U National Team.

> Prior to his hire at USA Baseball, Cole spent six seasons at Arizona from 2009-14, serving one year as the Wildcats' director of baseball operations before he was elevated to pitching coach. During Cole's tenure, Arizona made four NCAA regional appearances, highlighted by a College World Series title in 2012, the same season he was named National Pitching Coach of the Year by Collegiate Baseball newspaper.

> Brown, meanwhile, who has a long association with perennial national power Cal State Fullerton both as a player and coach, arrived at SDSU after serving as the Titans' associate head coach/recruiting coordinator in 2020 and 2021.

> Brown brings a plethora of postseason experience with him to "America's Finest City", having participated in eight NCAA Regionals, six NCAA Super Regionals and four College World Series as a coach and player. In addition, Brown is one of only two coaches in the history of college baseball to go to the College World Series with three different programs — Cal State Fullerton, UC Irvine and Arizona.

> Throughout his career, Brown has recruited and/or coached 35 players with Major League Baseball experience.

> Prior to his most recent stint at Fullerton, Brown spent four years at Arizona from 2016-19, helping the Wildcats to consecutive NCAA Tournament berths in his first two seasons, highlighted by a runner-up finish at the 2016 College World Series.

> During his tenure in Tucson, five position players garnered multiple All-America honors by an array of national publications, while two student-athletes were named Freshmen All-Americans.

> Brown was an infielder on Cal State Fullerton's 1995 national championship team after transferring from Cal Poly Pomona, where he competed from 1991-93. While at CPP, he was a member of Bronco squads that captured the CCAA co-championship in 1991 and earned a spot in the 1993 NCAA Division II West Regionals.

#### LOCAL HEROES

> San Diego State boasts 11 players on its current roster who are alumni of San Diego County high schools, including Brian Leonhardt and Ricky Tibbett (Eastlake); Fisher Pyatt and Charlie Rhee (St. Augustine); Joseph Ingrassia (Valhalla); Trevor Hazelhurst (Granite Hills); Deron Johnson (Poway); Evan Sipe (San Marcos); Poncho Ruiz (Mater Dei Catholic); Tyler Glowacki (Santana) and Hunter Hargett (Point Loma).

#### AZTECS IN MLB DRAFT

> Since 1965, San Diego State has had 223 student-athletes chosen in the MLB First-Year Player Draft.

> In 2021, the Aztecs had five players picked in the MLB Draft, giving the Scarlet and Black 28 selections overall since 2015.

> Infielder Mike Jarvis was selected by Pittsburgh in the sixth round with the 163rd pick, while catcher

Wyatt Hendrie also went to the Pirates shortly thereafter in the seventh round in the 193rd spot overall.

> In addition, the New York Mets grabbed center fielder Matt Rudick in the 13th round (382nd overall); right fielder Jaden Fein was selected by the Washington Nationals in the 15th round (443rd overall), while right-handed pitcher Michael Paredes was snapped up by the Minnesota Twins in the 18th round (549th overall).

> SDSU's five MLB Draft picks in 2021 were the most by a Mountain West school after Fresno State and New Mexico had two apiece, followed by Nevada, San José State and UNLV with one each.

**MOUNTAIN WEST TOURNAMENT RETURNS TO SAN DIEGO**

> After a one-year hiatus, the Mountain West Championship returns this season and will be conducted at Tony Gwynn Stadium, May 26-28. The top four teams in the MW regular-season standings will qualify for the double elimination tournament, with the winner receiving an automatic berth into NCAA regional competition. NCAA Regionals will be held June 3-5.

> SDSU has hosted the MW Championship on four previous occasions, most recently after the 2018 season when the Aztecs claimed their fifth conference crown in a six-year span.

**REWIND: AZTECS AMONG NCAA STATISTICAL LEADERS IN 2021**

> San Diego State will alter its offensive approach during the 2022 campaign after a senior-laden team enjoyed an explosive season at the plate in 2021.

> Brian Leonhardt, Caden Miller and Cole Carrigg are the lone regulars from last year's squad that finished second in the nation with a .335 team batting average during the regular season and ranked third with 9.1 runs per game.

> In addition, the Aztecs ranked seventh in the country with a collective .413 on-base percentage and 13th with 420 runs scored overall.

> Leonhardt finished with a career-high .305 batting average tied for third in the Mountain West with 47 RBIs last year.

> Likewise, Miller enjoyed a banner season as well in 2021, compiling a personal-best .345 batting average while occupying the eighth spot in the conference with a .464 on-base percentage and the ninth position with 43 runs scored.

> SDSU will be tasked with filling the shoes of center fielder Matt Rudick (.409, 41 RBIs, 17 SB), right fielder Jaden Fein (.389, 19 2B, 53 RBIs), catcher Wyatt Hendrie (.379/.633/.464, 9 HR, 57 RBIs) and shortstop Mike Jarvis (.367, 17 2B, 32 RBI, 16 SB), all of whom were selected in the MLB First-Year Player Draft last July, along with starting pitcher Michael Paredes (4-0, 65 Ks, 77.1 IP).

**CRAZY TONY GWYNN PLAYER STATS**

> Tony Gwynn completed his illustrious career with a .338 lifetime batting average. Every other player who had a career batting average of at least .338 played before 1943.

> Gwynn hit .368 over a five-year stretch between 1993 and 1997.

> Gwynn faced Tom Glavine, Greg Maddux, Pedro Martinez, and John Smoltz a combined 323 times. He struck out three times over those at bats.

> Gwynn never struck out more than 40 times in a season and struck out less than 20 times in six straight years. He had a career-low 15 strikeouts in 1995.

**AZTECS AMONG MOUNTAIN WEST TOP 20  
(ALL GAMES AS OF MARCH 3)**

**Tino Bethancourt**

Walks.....	6.....	T-5th
Stolen Bases.....	1.....	T-11th
Runs Scored.....	5.....	T-14th

**Tyler Glowacki**

Doubles.....	2.....	T-8th
--------------	--------	-------

**Brian Leonhardt**

Home Runs.....	1.....	T-10th
RBIs.....	5.....	T-16th

**Caden Miller**

Stolen Bases.....	3.....	T-1st
Hit by Pitch.....	4.....	T-1st
Hits.....	12.....	T-4th
On-Base Percentage.....	.500.....	T-6th
Batting Average.....	.364.....	9th
Runs Scored.....	5.....	T-14th
Total Bases.....	12.....	T-20th

**Alex Rodriguez**

Stolen Bases.....	1.....	T-11th
-------------------	--------	--------

**Poncho Ruiz**

Sacrifice Flies.....	1.....	T-3rd
Doubles.....	2.....	T-8th
RBIs.....	6.....	T-9th
Home Runs.....	1.....	T-10th
Total Bases.....	14.....	T-13th
Hits.....	9.....	T-16th

**Jaden Bercovich**

Fewest Walks Allowed.....	0.....	1st
Fewest Hits Allowed.....	4.....	T-1st
Opp. Batting Average.....	.138.....	2nd
Wins.....	1.....	T-2nd
Strikeouts.....	12.....	T-5th
Earned Run Average.....	1.93.....	7th
Innings Pitched.....	9.1.....	T-10th

**Jacob Flores**

Strikeouts.....	13.....	T-3rd
Opp. Batting Average.....	.182.....	7th
Fewest Hits Allowed.....	6.....	T-7th
Innings Pitched.....	9.1.....	T-12th
Fewest Walks Allowed.....	5.....	T-13th
Earned Run Average.....	4.82.....	T-16th

**TJ Fontain**

Earned Run Average.....	0.87.....	1st
Wins.....	1.....	T-2nd
Opp. Batting Average.....	.143.....	4th
Fewest Hits Allowed.....	4.....	T-4th
Strikeouts.....	12.....	T-5th
Innings Pitched.....	10.1.....	T-5th
Fewest Walks Allowed.....	3.....	T-6th


**Kelena Sauer**

Wins.....	1.....	T-2nd
Strikeouts.....	13.....	T-3rd
Innings Pitched.....	10.0.....	T-7th
Earned Run Average.....	3.60.....	T-13th
Fewest Hits Allowed.....	9.....	T-14th
Opp. Batting Average.....	.243.....	15th

# 2022 AZTEC RADIO/TV ROSTER




**1**  
**Caden MILLER**  
So. | 5-11 | 180 | S-R  
IF | Newhall, Calif.



**2**  
**Brady ZAVOREK**  
Fr. | 5-11 | 175 | R-R  
IF | Fresno, Calif.



**3**  
**Kenny LeBEAU**  
R-Jr. | 5-10 | 175 | L-R  
IF | Granite Bay, Calif.



**5**  
**Fisher PYATT**  
So. | 6-0 | 180 | R-R  
IF | San Diego, Calif.




**8**  
**Cole CARRIGG**  
So. | 6-2 | 180 | S-R  
C/UT | Turlock, Calif.



**9**  
**Charlie RHEE**  
So. | 5-10 | 175 | R-R  
OF | San Diego, Calif.



**10**  
**Tino BETHANCOURT**  
R-Fr. | 6-2 | 190 | R-R  
IF | El Dorado Hills, Calif.




**11**  
**Avery JONES**  
Sr. | 6-6 | 215 | R-R  
IF | Gig Harbor, Wash.



**12**  
**Max FOXcroft**  
So. | 5-9 | 170 | L-R  
IF | Newport Coast, Calif.



**13**  
**Alex RODRIGUEZ**  
R-Fr. | 6-2 | 180 | R-R  
IF | Upland, Calif.



**14**  
**Irvin WEEMS**  
R-Jr. | 6-0 | 190 | R-R  
OF | Las Vegas, Nev.



**15**  
**Xavier CARTER**  
R-So. | 6-4 | 210 | L-L  
OF | Sacramento, Calif.



**18**  
**Tyler GLOWACKI**  
Fr. | 5-10 | 190 | L-L  
OF | San Diego, Calif.



**21**  
**Brian LEONHARDT**  
Jr. | 6-2 | 200 | L-L  
IF/LHP | San Diego, Calif.



**22**  
**Chris CANADA**  
Fr. | 6-7 | 205 | L-L  
IF | Orange, Calif.



**23**  
**Jonny GUZMAN**  
R-So. | 6-2 | 190 | R-R  
RHP | Orange, Calif.




**24**  
**Poncho RUIZ**  
So. | 6-2 | 190 | R-R  
C | Tijuana, B.C., Mexico




**25**  
**Hunter HARGETT**  
Fr. | 6-2 | 185 | R-R  
RHP | San Diego, Calif.



**26**  
**Omar SERRANO**  
R-Jr. | 6-4 | 170 | R-R  
RHP | Downey, Calif.




**27**  
**Joseph INGRASSIA**  
So. | 6-2 | 210 | L-L  
LHP | San Diego, Calif.



**28**  
**TJ FONDTAIN**  
So. | 6-4 | 190 | L-L  
IF/LHP | Clovis, Calif.



**29**  
**Robert BRODELL**  
Jr. | 6-0 | 195 | R-R  
RHP | Brawley, Calif.



**30**  
**Hunter CRANTON**  
R-So. | 6-3 | 195 | R-R  
RHP | San Juan Capistrano, Calif.



**31**  
**Blake BUTCHER**  
R-So. | 6-0 | 200 | L-R  
RHP | Newport Beach, Calif.




**32**  
**Ricky TIBBETT**  
So. | 6-2 | 175 | L-R  
RHP | San Diego, Calif.




**35**  
**Julian JACKSON**  
So. | 6-8 | 225 | L-R  
RHP | Powder Springs, Ga.




**36**  
**Jacob FLORES**  
Sr. | 6-4 | 215 | L-L  
LHP | Oxnard, Calif.



**38**  
**Ryan FAULK**  
R-So. | 6-4 | 210 | R-R  
RHP/IF | Rancho Santa Margarita, Calif.



**39**  
**Troy MELTON**  
Jr. | 6-4 | 190 | R-R  
RHP | Anaheim, Calif.




**40**  
**Jadon BERCOVICH**  
R-Fr. | 6-2 | 210 | R-R  
RHP | Reno, Nev.



**41**  
**Deron JOHNSON**  
Jr. | 6-0 | 195 | L-R  
C | Poway, Calif.




**42**  
**Shaun MONTOYA**  
R-So. | 6-2 | 190 | R-R  
OF | Rancho Cucamonga, Calif.




**45**  
**Evan SIPE**  
Fr. | 5-10 | 180 | R-R  
C | San Marcos, Calif.



**46**  
**Trevor HAZELHURST**  
R-So. | 6-2 | 210 | L-L  
OF/LHP | San Diego, Calif.



**47**  
**Eldridge ARMSTRONG III**  
Fr. | 6-2 | 205 | R-R  
RHP | Simi Valley, Calif.



**48**  
**Johnny GIANNOLA**  
R-Fr. | 5-11 | 210 | R-R  
UTL | Dana Point, Calif.



**50**  
**Kelena SAUER**  
So. | 6-3 | 205 | R-R  
RHP | Mililani, Hawai'i



**7**  
**Mark MARTINEZ**  
Head Coach  
8th Yr. | Mesa State '84



**0**  
**Shaun COLE**  
Pitching Coach  
1st Yr. | William Penn '04



**20**  
**Sergio BROWN**  
Assistant Coach  
1st Yr. | CSU Fullerton '95



**33**  
**Chris DOYLE**  
Volunteer Assistant Coach  
1st Yr. | SDSU '17

2022 San Diego State Baseball  
 Game Results for San Diego State (as of Mar 03, 2022)  
 (All games)

Date	Opponent	Score	Inns	Overall	MW	Pitcher of record	Attend	Time
02-18-22	vs #17 TCU	L 3-5	9	0-1-0	0-0-0	BRODELL, R. (L 0-1)	0	3:42
02-19-22	vs Houston	w 4-3	9	1-1-0	0-0-0	SAUER (W 1-0)	0	3:13
02-20-22	vs California	L 3-6	9	1-2-0	0-0-0	FLORES, J. (L 0-1)	0	2:49
Feb 22, 2022	at UC Irvine	L 3-13	9	1-3-0	0-0-0	GUZMAN, J. (L 0-1)	581	3:27
02-25-22	HAWAI'I	w 7-1	9	2-3-0	0-0-0	FONDTAIN (W 1-0)	580	2:47
02-26-22	UTAH	L 0-4	9	2-4-0	0-0-0	SAUER (L 1-1)	694	2:26
02-27-22	UTAH	w 4-3	7	3-4-0	0-0-0	BERCOVICH (W 1-0)	1019	2:58
02-28-22	HAWAI'I	L 5-8	(15)	3-5-0	0-0-0	SERRANO, O. (L 0-2)	315	6:14
03-01-22	UC IRVINE	L 2-3	9	3-6-0	0-0-0	CRANTON, H. (L 0-1)	355	3:27

() extra inning game

2022 San Diego State Baseball  
 Games Summary for San Diego State (as of Mar 03, 2022)  
 (All games)

Score by innings	1	2	3	4	5	6	7	8	9	EX	Total
San Diego State	2	1	2	2	3	9	7	4	1	0	31
Opponents	1	2	5	4	16	2	7	1	5	3	46

Record when ...											
Overall	3-6							After 6 leading	2-1		
Conference	0-0							..... trailing	1-5		
Non-Conference	3-6							..... tied	0-0		
Home games	2-3							After 7 leading	2-1		
Away games	0-1							..... trailing	0-5		
Neutral site	1-2							..... tied	0-0		
Day games	1-1							After 8 leading	2-1		
Night games	2-5							..... trailing	0-4		
vs Left starter	0-1							..... tied	0-1		
vs Right starter	3-5										
1-Run games	2-1							Hit 0 home runs	3-5		
2-Run games	0-1							... 1 home run	0-0		
5+Run games	1-1							... 2+ home runs	0-1		
Extra innings	0-1										
Shutouts	0-1							Opponent 0 home runs	2-2		
								..... 1 home run	1-4		
Scoring 0-2 runs	0-2							..... 2+ HRs	0-0		
..... 3-5 runs	2-4										
..... 6-9 runs	1-0							Made 0 errors	0-1		
..... 10+ runs	0-0							.... 1 error	2-5		
								.... 2+ errors	1-0		
Opponent 0-2 runs	1-0										
..... 3-5 runs	2-3							Opp. made 0 errors	2-3		
..... 6-9 runs	0-2							..... 1 error	0-1		
..... 10+ runs	0-1							..... 2+ errors	1-2		
Scored in 1st inning	0-1							Out-hit opponent	2-1		
Opp. scored in 1st	0-1							Out-hit by opponent	1-5		
Scores first	2-2							Hits are tied	0-0		
Opp. scores first	1-4										

Record when team scores:											
Runs	0	1	2	3	4	5	6	7	8	9	10+
W-L	0-1	0-0	0-1	0-3	2-0	0-1	0-0	1-0	0-0	0-0	0-0

Record when opponent scores:											
Runs	0	1	2	3	4	5	6	7	8	9	10+
W-L	0-0	1-0	0-0	2-1	0-1	0-1	0-1	0-0	0-1	0-0	0-1

Record when leading after:									
Inn.	1	2	3	4	5	6	7	8	
W-L	0-1	0-1	2-1	2-1	2-0	2-1	2-1	2-1	

Record when trailing after:									
Inn.	1	2	3	4	5	6	7	8	
W-L	0-1	0-1	0-4	0-5	1-6	1-5	0-5	0-4	

Record when tied after:									
Inn.	1	2	3	4	5	6	7	8	
W-L	3-4	3-4	1-1	1-0	0-0	0-0	0-0	0-1	

Current losing streak: 2  
 Longest winning streak: 1  
 Longest losing streak: 2

Home attendance : 2963 ( 5 dates avg = 592 )  
 Away attendance : 581 ( 4 dates avg = 145 )  
 Total attendance: 3544 ( 9 dates avg = 393 )

2022 San Diego State Baseball  
Overall Statistics for San Diego State (as of Mar 03, 2022)  
(All games Sorted by Batting avg)

Record: 3-6 Home: 2-3 Away: 0-1 Neutral: 1-2 MW: 0-0

Player	avg	gp-gs	ab	r	h	2b	3b	hr	rbi	tb	slg%	bb	hp	so	gdp	ob%	sf	sh	sb-att	po	a	e	fld%
1 MILLER, Caden	.364	9-9	33	5	12	0	0	0	3	12	.364	5	4	8	0	.500	0	0	3-4	7	23	1	.968
24 RUIZ, Poncho	.273	9-9	33	3	9	2	0	1	6	14	.424	3	1	8	0	.342	1	0	0-0	79	6	1	.988
8 CARRIGG, Cole	.226	9-8	31	1	7	1	0	0	2	8	.258	1	0	9	1	.250	0	4	0-0	34	3	1	.974
18 GLOWACKI, Tyler	.222	8-8	27	3	6	2	0	0	1	8	.296	5	1	4	0	.364	0	0	0-0	15	0	1	.938
21 LEONHARDT, Brian	.194	9-9	31	4	6	0	0	1	5	9	.290	0	0	8	0	.194	0	0	0-0	26	2	1	.966
10 BETHANCOURT, Tino	.107	9-9	28	5	3	0	0	0	1	3	.107	6	2	8	0	.306	0	0	1-2	41	5	1	.979
-----																							
42 MONTOYA, Shaun	.250	4-3	8	1	2	0	0	0	1	2	.250	1	0	2	0	.333	0	0	0-1	4	0	0	1.000
15 CARTER, Xavier	.250	3-1	4	0	1	0	0	0	1	1	.250	0	0	0	0	.250	0	0	0-0	1	0	0	1.000
48 GIANNOLA, Johnny	.238	7-5	21	4	5	1	1	0	2	8	.381	4	0	5	0	.360	0	1	0-1	7	0	0	1.000
13 RODRIGUEZ, Alex	.238	9-8	21	2	5	0	0	0	2	5	.238	2	2	10	0	.360	0	1	1-2	12	13	0	1.000
46 HAZELHURST, Trevor	.222	5-1	9	1	2	0	0	0	1	2	.222	0	0	4	0	.222	0	0	0-0	0	0	0	.000
3 LEBEAU, Kenny	.222	3-2	9	1	2	0	0	0	2	2	.222	3	1	1	0	.462	0	0	0-0	4	7	0	1.000
9 RHEE, Charlie	.200	5-1	5	0	1	0	0	0	2	1	.200	0	0	1	0	.200	0	0	0-0	2	0	0	1.000
14 WEEMS, Irvin	.091	5-4	11	0	1	0	0	0	0	1	.091	1	0	4	0	.167	0	1	0-0	10	0	0	1.000
12 FOXCROFT, Max	.000	4-2	7	1	0	0	0	0	1	0	.000	0	0	4	0	.000	0	0	0-0	2	3	1	.833
28 FONDRAIN, TJ	.000	4-4	6	0	0	0	0	0	0	0	.000	2	0	2	0	.250	0	0	0-1	0	3	1	.750
41 JOHNSON, Deron	.000	4-0	4	0	0	0	0	0	0	0	.000	2	0	1	0	.333	0	0	0-0	0	0	0	.000
31 BUTCHER, Blake	.000	2-1	2	0	0	0	0	0	0	0	.000	0	0	1	0	.000	0	0	0-0	0	3	0	1.000
2 ZAVOREK, Brady	.000	1-0	1	0	0	0	0	0	0	0	.000	0	0	1	0	.000	0	0	0-0	0	0	0	.000
5 PYATT, Fisher	.000	1-0	1	0	0	0	0	0	0	0	.000	0	0	1	0	.000	0	0	0-0	0	0	0	.000
26 SERRANO, Omar	.000	1-0	0	0	0	0	0	0	0	0	.000	0	0	0	0	.000	0	0	0-0	0	0	0	.000
47 ARMSTRONG, Eldridge	.000	2-0	0	0	0	0	0	0	0	0	.000	0	0	0	0	.000	0	0	0-0	0	0	0	.000
38 FAULKES, Ryan	.000	1-0	0	0	0	0	0	0	0	0	.000	0	0	0	0	.000	0	0	0-0	0	0	0	.000
11 JONES, Avery	.000	2-0	0	0	0	0	0	0	0	0	.000	0	0	0	0	.000	0	0	0-0	0	1	0	1.000
23 GUZMAN, Jonny	.000	3-1	0	0	0	0	0	0	0	0	.000	0	0	0	0	.000	0	0	0-0	0	1	0	1.000
45 SIPE, Evan	.000	1-0	0	0	0	0	0	0	0	0	.000	0	1	0	0	1.000	0	0	0-0	1	0	0	1.000
36 FLORES, Jacob	.000	2-2	0	0	0	0	0	0	0	0	.000	0	0	0	0	.000	0	0	0-0	0	2	1	.667
25 HARGETT, Hunter	.000	2-0	0	0	0	0	0	0	0	0	.000	0	0	0	0	.000	0	0	0-0	0	0	0	.000
30 CRANTON, Hunter	.000	2-1	0	0	0	0	0	0	0	0	.000	0	0	0	0	.000	0	0	0-0	1	0	0	1.000
22 CANADA, Chris	.000	3-0	0	0	0	0	0	0	0	0	.000	0	0	0	0	.000	0	0	0-0	1	0	0	1.000
29 BRODELL, Robert	.000	4-0	0	0	0	0	0	0	0	0	.000	0	0	0	0	.000	0	0	0-0	0	0	1	.000
40 BERCOVICH, Jadon	.000	4-0	0	0	0	0	0	0	0	0	.000	0	0	0	0	.000	0	0	0-0	2	2	0	1.000
27 INGRASSIA, Joseph	.000	2-0	0	0	0	0	0	0	0	0	.000	0	0	0	0	.000	0	0	0-0	0	1	0	1.000
32 TIBBETT, Ricky	.000	4-0	0	0	0	0	0	0	0	0	.000	0	0	0	0	.000	0	0	0-0	0	0	0	.000
50 SAUER, Kelena	.000	2-2	0	0	0	0	0	0	0	0	.000	0	0	0	0	.000	0	0	0-0	0	1	0	1.000
Totals	.212	9	292	31	62	6	1	2	30	76	.260	35	12	82	1	.321	1	7	5-11	249	76	10	.970
Opponents	.228	9	307	46	70	15	3	5	43	106	.345	41	19	102	0	.353	1	5	7-9	247	107	8	.978

LOB - Team (70), Opp (78). DPs turned - Team (7), Opp (8). CI - Team (0), Opp (1). IBB - Team (2), RUIZ, P. 1, GIANNOLA 1, Opp (6). Picked off - RUIZ, P. 1.

2022 San Diego State Baseball  
Overall Statistics for San Diego State (as of Mar 03, 2022)  
(All games Sorted by Earned run avg)

Player	era	w-l	app	gs	cg	sho	sv	ip	h	r	er	bb	so	2b	3b	hr	b/avg	wp	hp	bk	sfa	sha
28 FONDTAIN, TJ	0.87	1-0	2	2	0	0/0	0	10.1	5	2	1	3	12	1	0	0	.143	0	2	0	0	0
40 BERCOVICH, Jadon	1.93	1-0	4	0	0	0/0	1	9.1	4	2	2	0	12	2	0	0	.138	0	3	1	0	1
50 SAUER, Kelena	3.60	1-1	2	2	0	0/0	0	10.0	9	5	4	2	13	1	1	1	.243	3	0	0	0	1
36 FLORES, Jacob	4.82	0-1	2	2	0	0/0	0	9.1	6	6	5	5	13	0	0	1	.182	0	2	0	0	1
-----																						
47 ARMSTRONG, Eldridge	0.00	0-0	2	0	0	0/0	0	2.1	3	0	0	0	3	1	0	0	.300	1	0	0	0	0
27 INGRASSIA, Joseph	2.25	0-0	2	0	0	0/0	0	4.0	4	1	1	3	5	2	0	0	.250	3	0	0	0	0
29 BRODELL, Robert	3.68	0-1	4	0	0	0/0	0	7.1	5	3	3	8	7	1	0	0	.185	3	1	0	0	1
32 TIBBETT, Ricky	3.68	0-0	4	0	0	0/0	1	7.1	8	3	3	3	8	2	0	1	.276	1	1	0	0	0
23 GUZMAN, Jonny	4.70	0-1	3	1	0	0/0	0	7.2	5	5	4	5	10	1	0	1	.200	2	2	0	1	1
30 CRANTON, Hunter	6.75	0-1	2	1	0	0/0	0	4.0	4	3	3	2	3	2	0	1	.250	0	0	0	0	0
21 LEONHARDT, Brian	6.75	0-0	1	1	0	0/0	0	4.0	3	3	3	2	8	1	0	0	.200	1	2	0	0	0
22 CANADA, Chris	7.71	0-0	3	0	0	0/0	0	2.1	5	2	2	2	3	1	0	0	.417	1	0	0	0	0
25 HARGETT, Hunter	9.00	0-0	2	0	0	0/0	0	1.0	1	1	1	2	2	0	0	0	.250	1	2	0	0	0
11 JONES, Avery	18.00	0-0	2	0	0	0/0	0	2.0	4	4	4	2	0	0	1	0	.444	0	1	0	0	0
26 SERRANO, Omar	18.00	0-1	1	0	0	0/0	0	1.0	0	2	2	2	1	0	0	0	.000	0	2	0	0	0
38 FAULKS, Ryan	36.00	0-0	1	0	0	0/0	0	1.0	4	4	4	0	2	0	1	0	.571	1	1	0	0	0
Totals	4.55	3-6	9	9	0	0/0	2	83.0	70	46	42	41	102	15	3	5	.228	17	19	1	1	5
Opponents	2.84	6-3	9	9	0	1/1	3	82.1	62	31	26	35	82	6	1	2	.212	6	12	0	1	7

PB - Team (2), RUIZ, P. 1, CARRIGG 1. Pickoffs - Team (1), FONDTAIN 1, Opp (1). SBA/ATT - RUIZ, P. (6-8), SAUER (1-3), TIBBETT (2-2), LEONHARDT (1-1), GUZMAN, J. (1-1), BERCOVICH (1-1), CARRIGG (1-1), FONDTAIN (1-1).

2022 San Diego State Baseball  
Overall Statistics for San Diego State (as of Mar 03, 2022)  
(All games Sorted by Fielding pct)

Player	c	po	a	e	fld%	dp	sba	csb	sba%	pb	ci
13 RODRIGUEZ, Alex	25	12	13	0	1.000	2	0	0	---	0	0
3 LEBEAU, Kenny	11	4	7	0	1.000	1	0	0	---	0	0
14 WEEMS, Irvin	10	10	0	0	1.000	0	0	0	---	0	0
48 GIANNOLA, Johnny	7	7	0	0	1.000	0	0	0	---	0	0
40 BERCOVICH, Jadon	4	2	2	0	1.000	0	1	0	1.000	0	0
42 MONTOYA, Shaun	4	4	0	0	1.000	0	0	0	---	0	0
31 BUTCHER, Blake	3	0	3	0	1.000	0	0	0	---	0	0
9 RHEE, Charlie	2	2	0	0	1.000	0	0	0	---	0	0
15 CARTER, Xavier	1	1	0	0	1.000	0	0	0	---	0	0
11 JONES, Avery	1	0	1	0	1.000	1	0	0	---	0	0
30 CRANTON, Hunter	1	1	0	0	1.000	0	0	0	---	0	0
22 CANADA, Chris	1	1	0	0	1.000	0	0	0	---	0	0
23 GUZMAN, Jonny	1	0	1	0	1.000	0	1	0	1.000	0	0
45 SIPE, Evan	1	1	0	0	1.000	0	0	0	---	0	0
50 SAUER, Kelena	1	0	1	0	1.000	0	1	2	.333	0	0
27 INGRASSIA, Joseph	1	0	1	0	1.000	0	0	0	---	0	0
24 RUIZ, Poncho	86	79	6	1	.988	1	6	2	.750	1	0
10 BETHANCOURT, Tino	47	41	5	1	.979	4	0	0	---	0	0
8 CARRIGG, Cole	38	34	3	1	.974	2	1	0	1.000	1	0
1 MILLER, Caden	31	7	23	1	.968	4	0	0	---	0	0
21 LEONHARDT, Brian	29	26	2	1	.966	2	1	0	1.000	0	0
18 GLOWACKI, Tyler	16	15	0	1	.938	0	0	0	---	0	0
12 FOXCROFT, Max	6	2	3	1	.833	0	0	0	---	0	0
28 FONDTAIN, TJ	4	0	3	1	.750	0	1	0	1.000	0	0
36 FLORES, Jacob	3	0	2	1	.667	0	0	0	---	0	0
29 BRODELL, Robert	1	0	0	1	.000	0	0	0	---	0	0
41 JOHNSON, Deron	0	0	0	0	.000	0	0	0	---	0	0
47 ARMSTRONG, Eldridge	0	0	0	0	.000	0	0	0	---	0	0
2 ZAVOREK, Brady	0	0	0	0	.000	0	0	0	---	0	0
32 TIBBETT, Ricky	0	0	0	0	.000	0	2	0	1.000	0	0
26 SERRANO, Omar	0	0	0	0	.000	0	0	0	---	0	0
38 FAULKS, Ryan	0	0	0	0	.000	0	0	0	---	0	0
5 PYATT, Fisher	0	0	0	0	.000	0	0	0	---	0	0
25 HARGETT, Hunter	0	0	0	0	.000	0	0	0	---	0	0
46 HAZELHURST, Trevor	0	0	0	0	.000	0	0	0	---	0	0
Totals	335	249	76	10	.970	7	7	2	.778	2	0
Opponents	362	247	107	8	.978	8	5	6	.455	0	1

Hitting minimums - 1 Games 2.5 AB/Game  
Pitching minimums - 1 Games 1.0 IP/Game

2022 San Diego State Baseball  
Miscellaneous Stats for San Diego State (as of Mar 03, 2022)  
(All games)

Multiple Hit Games	2	3	4	5+	Total
1 MILLER, Caden	4	-	-	-	4
48 GIANNOLA, Johnny	2	-	-	-	2
21 LEONHARDT, Brian	1	-	-	-	1
8 CARRIGG, Cole	1	-	-	-	1
18 GLOWACKI, Tyler	-	1	-	-	1
24 RUIZ, Poncho	1	-	-	-	1
42 MONTOYA, Shaun	1	-	-	-	1
13 RODRIGUEZ, Alex	-	1	-	-	1
TEAM	10	2	0	0	12

Multiple RBI Games	2	3	4	5+	Total
21 LEONHARDT, Brian	2	-	-	-	2
9 RHEE, Charlie	1	-	-	-	1
3 LEBEAU, Kenny	1	-	-	-	1
1 MILLER, Caden	1	-	-	-	1
24 RUIZ, Poncho	1	-	-	-	1
TEAM	6	0	0	0	6

Hitting Streaks	Longest	Current
24 RUIZ, Poncho	8	8
1 MILLER, Caden	7	1
8 CARRIGG, Cole	5	-
21 LEONHARDT, Brian	4	-
18 GLOWACKI, Tyler	3	-
10 BETHANCOURT, Tin	2	-
3 LEBEAU, Kenny	2	-
15 CARTER, Xavier	1	1
9 RHEE, Charlie	1	-
46 HAZELHURST, Trev	1	1
14 WEEMS, Irvin	1	1
42 MONTOYA, Shaun	1	-
48 GIANNOLA, Johnny	1	-
13 RODRIGUEZ, Alex	1	-

Reached Base Streaks	Longest	Current
1 MILLER, Caden	9	9
18 GLOWACKI, Tyler	8	8
24 RUIZ, Poncho	8	8
8 CARRIGG, Cole	5	-
13 RODRIGUEZ, Alex	4	-
21 LEONHARDT, Brian	4	-
3 LEBEAU, Kenny	3	3
10 BETHANCOURT, Tin	3	-
28 FONDTAIN, TJ	2	2
42 MONTOYA, Shaun	2	-
48 GIANNOLA, Johnny	2	2
15 CARTER, Xavier	1	1
45 SIPE, Evan	1	1
41 JOHNSON, Deron	1	1
46 HAZELHURST, Trev	1	1
14 WEEMS, Irvin	1	1
9 RHEE, Charlie	1	-

2022 San Diego State Baseball  
Miscellaneous Stats for San Diego State (as of Mar 03, 2022)  
(All games)

Starting Lineup By Position  
(Team W-L record when starter)

PITCHER:		
36 FLORES, Jacob	2	(1-1)
28 FONDTAIN, TJ	2	(1-1)
50 SAUER, Kelena	2	(1-1)
21 LEONHARDT, Bria	1	(0-1)
30 CRANTON, Hunter	1	(0-1)
23 GUZMAN, Jonny	1	(0-1)
CATCHER:		
24 RUIZ, Poncho	7	(2-5)
8 CARRIGG, Cole	2	(1-1)
FIRST BASE:		
21 LEONHARDT, Bria	5	(2-3)
10 BETHANCOURT, Ti	4	(1-3)
SECOND BASE:		
13 RODRIGUEZ, Alex	8	(3-5)
3 LEBEAU, Kenny	1	(0-1)
THIRD BASE:		
10 BETHANCOURT, Ti	5	(2-3)
12 FOXCROFT, Max	2	(1-1)
3 LEBEAU, Kenny	1	(0-1)
31 BUTCHER, Blake	1	(0-1)
SHORTSTOP:		
1 MILLER, Caden	9	(3-6)
LEFT FIELD:		
18 GLOWACKI, Tyler	5	(1-4)
48 GIANNOLA, Johnn	3	(1-2)
46 HAZELHURST, Tre	1	(1-0)
CENTER FIELD:		
8 CARRIGG, Cole	6	(2-4)
14 WEEMS, Irvin	2	(0-2)
42 MONTOYA, Shaun	1	(1-0)
RIGHT FIELD:		
18 GLOWACKI, Tyler	3	(1-2)
42 MONTOYA, Shaun	2	(0-2)
14 WEEMS, Irvin	2	(1-1)
9 RHEE, Charlie	1	(1-0)
15 CARTER, Xavier	1	(0-1)
DESIGNATED HITTER:		
21 LEONHARDT, Bria	3	(1-2)
28 FONDTAIN, TJ	2	(0-2)
48 GIANNOLA, Johnn	2	(1-1)
24 RUIZ, Poncho	2	(1-1)

Starting Lineup By Lineup Spot  
(Team W-L record when starter)

LEADOFF:		
1 MILLER, Caden	9	(3-6)
2ND SPOT:		
8 CARRIGG, Cole	5	(2-3)
18 GLOWACKI, Tyler	3	(1-2)
48 GIANNOLA, Johnn	1	(0-1)
3RD SPOT:		
24 RUIZ, Poncho	9	(3-6)
CLEANUP:		
21 LEONHARDT, Bria	8	(3-5)
28 FONDTAIN, TJ	1	(0-1)
5TH SPOT:		
48 GIANNOLA, Johnn	4	(2-2)
10 BETHANCOURT, Ti	4	(1-3)
28 FONDTAIN, TJ	1	(0-1)
6TH SPOT:		
10 BETHANCOURT, Ti	3	(1-2)
8 CARRIGG, Cole	3	(1-2)
18 GLOWACKI, Tyler	2	(0-2)
46 HAZELHURST, Tre	1	(1-0)
7TH SPOT:		
18 GLOWACKI, Tyler	3	(1-2)
10 BETHANCOURT, Ti	2	(1-1)
14 WEEMS, Irvin	2	(0-2)
9 RHEE, Charlie	1	(1-0)
31 BUTCHER, Blake	1	(0-1)
8TH SPOT:		
42 MONTOYA, Shaun	3	(1-2)
12 FOXCROFT, Max	2	(1-1)
15 CARTER, Xavier	1	(0-1)
3 LEBEAU, Kenny	1	(0-1)
14 WEEMS, Irvin	1	(1-0)
13 RODRIGUEZ, Alex	1	(0-1)
9TH SPOT:		
13 RODRIGUEZ, Alex	7	(3-4)
14 WEEMS, Irvin	1	(0-1)
3 LEBEAU, Kenny	1	(0-1)



2022 San Diego State Baseball

Individual Season/Career Summary for San Diego State (as of Mar 03, 2022)

(All games Sorted by Batting avg)

Record: 3-6 Home: 2-3 Away: 0-1 Neutral: 1-2 MW: 0-0

Player	SEASON											CAREER																	
	Avg	G-GS	AB	R	H	2B	3B	HR	RBI	BB	Hbp	SO	Sb	Att	Avg	G-GS	AB	R	H	2B	3B	HR	RBI	BB	Hbp	SO	Sb	Att	
T MILLER, Caden	.364	9-9	33	5	12	0	0	0	3	5	4	8	3	4	.320	62-61	200	49	64	6	3	0	34	33	13	44	11	12	
24 RUIZ, Poncho	.273	9-9	33	3	9	2	0	1	6	3	1	8	0	0	.290	30-22	93	16	27	3	1	4	26	8	1	16	1	1	
8 CARRIGG, Cole	.226	9-8	31	1	7	1	0	0	2	1	0	9	0	0	.261	46-41	142	38	37	12	1	2	25	22	5	31	3	3	
18 GLOWACKI, Tyler	.222	8-8	27	3	6	2	0	0	1	5	1	4	0	0	.222	8-8	27	3	6	2	0	0	1	5	1	4	0	0	
21 LEONHARDT, Brian	.194	9-9	31	4	6	0	0	1	5	0	0	8	0	0	.278	119-114	396	63	110	21	2	6	98	40	3	74	2	5	
10 BETHANCOURT, Thio	.107	9-9	28	5	3	0	0	0	1	6	2	8	1	2	.107	9-9	28	5	3	0	0	0	1	6	2	8	1	2	
42 MONTROYA, Shaun	.250	4-3	8	1	2	0	0	0	1	1	0	2	0	1	.250	4-3	8	1	2	0	0	0	1	0	2	0	1	1	
15 CARTER, Xavier	.250	3-1	4	0	1	0	0	0	1	0	0	0	0	0	.333	8-3	12	2	4	0	0	1	3	1	0	1	0	0	
48 GIANNOLA, Johnny	.238	7-5	21	4	5	1	1	0	2	4	0	5	0	1	.238	7-5	21	4	5	1	1	0	2	4	0	5	0	1	
13 RODRIGUEZ, Alex	.238	9-8	21	2	5	0	0	0	2	2	2	10	1	2	.238	9-8	21	2	5	0	0	0	2	2	2	10	1	2	
46 HAZELHURST, Trevor	.222	5-1	9	1	2	0	0	0	1	0	0	4	0	0	.222	5-1	9	1	2	0	0	0	1	0	0	4	0	0	
3 LEBEAU, Kenny	.222	3-2	9	1	2	0	0	0	2	3	1	1	1	0	.222	3-2	9	1	2	0	0	0	2	3	1	1	1	0	0
9 RHEE, Charlie	.200	5-1	5	0	1	0	0	0	2	0	0	1	0	0	.200	18-2	15	3	3	0	0	0	3	2	0	2	0	0	
14 WEEMS, Irvin	.091	5-4	11	1	1	0	0	0	0	1	0	4	0	0	.091	5-4	11	0	1	0	0	0	1	0	1	0	4	0	0
12 FOXCROFT, Max	.000	4-2	7	1	0	0	0	0	1	0	0	4	0	0	.045	16-7	22	3	1	0	0	0	2	6	1	7	1	1	
28 FONDTRAIN, TJ	.000	4-4	6	0	0	0	0	0	0	2	0	2	0	1	.200	20-5	30	2	6	1	0	0	6	5	1	8	0	1	
41 JOHNSON, Deron	.000	4-0	4	0	0	0	0	0	0	2	0	1	0	0	.208	28-9	48	7	10	4	0	0	2	8	0	14	0	0	
31 BUTCHER, Blake	.000	2-1	2	0	0	0	0	0	0	0	0	1	0	0	.000	2-1	2	0	0	0	0	0	0	0	0	1	0	0	
2 ZAVOREK, Brady	.000	1-0	1	0	0	0	0	0	0	0	0	1	0	0	.000	1-0	1	0	0	0	0	0	0	0	0	1	0	0	
5 PYATT, Fisher	.000	1-0	1	0	0	0	0	0	0	0	0	1	0	0	.235	20-15	51	8	12	2	0	0	8	5	11	0	0		
26 SERRANO, Omar	.000	1-0	0	0	0	0	0	0	0	0	0	0	0	0	.000	1-0	0	0	0	0	0	0	0	0	0	0	0	0	
47 ARMSTRONG, Eldridge	.000	2-0	0	0	0	0	0	0	0	0	0	0	0	0	.000	2-0	0	0	0	0	0	0	0	0	0	0	0	0	
38 FAULKS, Ryan	.000	1-0	0	0	0	0	0	0	0	0	0	0	0	0	.000	1-0	0	0	0	0	0	0	0	0	0	0	0	0	
11 JONES, Avery	.000	2-0	0	0	0	0	0	0	0	0	0	0	0	0	.000	9-1	0	0	0	0	0	0	0	0	0	0	0	0	
23 GUZMAN, Jonny	.000	3-1	0	0	0	0	0	0	0	0	0	0	0	0	.000	5-1	0	0	0	0	0	0	0	0	0	0	0	0	
45 SIPE, Eyan	.000	1-0	0	0	0	0	0	0	0	0	1	0	0	0	.000	1-0	0	0	0	0	0	0	0	0	1	0	0	0	
36 FLORES, Jacob	.000	2-2	0	0	0	0	0	0	0	0	0	0	0	0	.000	37-4	0	0	0	0	0	0	0	0	0	0	0	0	
25 HARGETT, Hunter	.000	2-0	0	0	0	0	0	0	0	0	0	0	0	0	.000	2-0	0	0	0	0	0	0	0	0	0	0	0	0	
30 CRANTON, Hunter	.000	2-1	0	0	0	0	0	0	0	0	0	0	0	0	.000	2-1	0	0	0	0	0	0	0	0	0	0	0	0	
22 CANADA, Chris	.000	3-0	0	0	0	0	0	0	0	0	0	0	0	0	.000	3-0	0	0	0	0	0	0	0	0	0	0	0	0	
29 BRODELL, Robert	.000	4-0	0	0	0	0	0	0	0	0	0	0	0	0	.000	4-0	0	0	0	0	0	0	0	0	0	0	0	0	
40 BERCOVICH, Jadon	.000	4-0	0	0	0	0	0	0	0	0	0	0	0	0	.000	4-0	0	0	0	0	0	0	0	0	0	0	0	0	
27 INGRASSIA, Joseph	.000	2-0	0	0	0	0	0	0	0	0	0	0	0	0	.000	8-0	0	0	0	0	0	0	0	0	0	0	0	0	
32 TIBBETT, Ricky	.000	4-0	0	0	0	0	0	0	0	0	0	0	0	0	.000	23-7	0	0	0	0	0	0	0	0	0	0	0	0	
50 SAUER, Kelena	.000	2-2	0	0	0	0	0	0	0	0	0	0	0	0	.000	16-3	0	0	0	0	0	0	0	0	0	0	0	0	
Totals	.212	9-9	292	31	62	6	1	2	30	35	12	82	5	11	.212	9-9	292	31	62	6	1	2	30	35	12	82	5	11	
Opponents	.228	9-9	307	46	70	15	3	5	43	41	19	102	7	9	.228	9-9	307	46	70	15	3	5	43	41	19	102	7	9	

(All games Sorted by Earned run avg)

Player	SEASON											CAREER														
	ERA	W-L	App	GS	CG	Sho	Sv	IP	H	R	ER	BB	SO	ERA	W-L	App	GS	CG	Sho	Sv	IP	H	R	ER	BB	SO
28 FONDTRAIN, TJ	0.87	1-0	2	2	0	0	0	10.1	5	2	1	3	12	0.87	1-0	2	2	0	0	0	10.1	5	2	1	3	12
40 BERCOVICH, Jadon	1.93	1-0	4	0	0	0	1	9.1	4	2	2	2	12	1.93	1-0	4	0	0	0	1	9.1	4	2	2	2	12
50 SAUER, Kelena	3.60	1-1	2	2	0	0	10.0	9	5	4	2	13	3.96	2-1	16	3	0	0	1	25.0	23	15	11	16	32	
36 FLORES, Jacob	4.82	0-1	2	2	0	0	9.1	6	6	5	5	13	4.30	4-3	56	6	0	0	2	90.0	80	54	43	66	101	
47 ARMSTRONG, Eldridge	0.00	0-0	2	0	0	0	2.1	3	0	0	0	3	0.00	0-0	2	0	0	0	0	2.1	3	0	0	0	3	



# Individual Career History

## ARMSTRONG, Eldridge

Year	avg	gp-gs	ab	r	h	2b	3b	hr	rbi	tb	slg%	bb	hbp	so	gdp	ob%	sf	sh	sb-att	po	a	e	fld%
2022	.000	2-0	0	0	0	0	0	0	0	0	.000	0	0	0	0	.000	0	0	0-0	0	0	0	.000
TOTAL	.000	2-0	0	0	0	0	0	0	0	0	.000	0	0	0	0	.000	0	0	0-0	0	0	0	.000

Year	era	w-l	app	gs	cq	sho	sv	ip	h	r	er	bb	so	2b	3b	hr	bf	bavg	wp	hbp	bk	sfa	sha
2022	0.00	0-0	2	0	0	0/0	0	2.1	3	0	0	0	3	1	0	0	10	.300	1	0	0	0	0
TOTAL	0.00	0-0	2	0	0	0/0	0	2.1	3	0	0	0	3	1	0	0	10	.300	1	0	0	0	0

SINGLE-GAME HIGHS [all-time ranking]:

Innings pitched: 1.1, Hawai'i, 02-28-22

Strikeouts: 2, Hawai'i, 02-28-22

Batters faced: 6, Hawai'i, 02-28-22

## BERCOVICH, Jadon

Year	avg	gp-gs	ab	r	h	2b	3b	hr	rbi	tb	slg%	bb	hbp	so	gdp	ob%	sf	sh	sb-att	po	a	e	fld%
2022	.000	4-0	0	0	0	0	0	0	0	0	.000	0	0	0	0	.000	0	0	0-0	2	2	0	1.000
TOTAL	.000	4-0	0	0	0	0	0	0	0	0	.000	0	0	0	0	.000	0	0	0-0	2	2	0	1.000

Year	era	w-l	app	gs	cq	sho	sv	ip	h	r	er	bb	so	2b	3b	hr	bf	bavg	wp	hbp	bk	sfa	sha
2022	1.93	1-0	4	0	0	0/0	1	9.1	4	2	2	0	12	2	0	0	33	.138	0	3	1	0	1
TOTAL	1.93	1-0	4	0	0	0/0	1	9.1	4	2	2	0	12	2	0	0	33	.138	0	3	1	0	1

SINGLE-GAME HIGHS [all-time ranking]:

Innings pitched: 6.0, Hawai'i, 02-28-22

Strikeouts: 7, Hawai'i, 02-28-22

Batters faced: 20, Hawai'i, 02-28-22

Field chances: 3, Hawai'i, 02-28-22

Putouts: 1, Utah, 02-27-22; Hawai'i, 02-28-22

Assists: 2, Hawai'i, 02-28-22

## Individual Career History

### BETHANCOURT, Tino

Year	avg	gp-gs	ab	r	h	2b	3b	hr	rbi	tb	slg%	bb	hbp	so	gdp	ob%	sf	sh	sb-att	po	a	e	fld%
2022	.107	9-9	28	5	3	0	0	0	1	3	.107	6	2	8	0	.306	0	0	1-2	41	5	1	.979
TOTAL	.107	9-9	28	5	3	0	0	0	1	3	.107	6	2	8	0	.306	0	0	1-2	41	5	1	.979

SINGLE-GAME HIGHS [all-time ranking]:

Hits: 1, Utah, 02-27-22; Hawai'i, 02-28-22; at UC Irvine, Feb 22, 2022

Total bases: 1, Utah, 02-27-22; Hawai'i, 02-28-22; at UC Irvine, Feb 22, 2022

RBI: 1, Hawai'i, 02-25-22

Runs scored: 2, Hawai'i, 02-28-22

Walks: 2, vs TCU, 02-18-22; Utah, 02-26-22

Hit by pitch: 1, vs Houston, 02-19-22; Hawai'i, 02-28-22

Struck out: 2, Utah, 02-27-22; UC Irvine, 03-01-22

At bats: 5, Hawai'i, 02-28-22

Stolen bases: 1, Utah, 02-27-22

Caught stealing: 1 [t-2nd], vs Houston, 02-19-22

Field chances: 16 [t-4th], Hawai'i, 02-28-22

Putouts: 14, Hawai'i, 02-28-22

Assists: 2, Hawai'i, 02-28-22

### BRODELL, Robert

Year	avg	gp-gs	ab	r	h	2b	3b	hr	rbi	tb	slg%	bb	hbp	so	gdp	ob%	sf	sh	sb-att	po	a	e	fld%
2022	.000	4-0	0	0	0	0	0	0	0	0	.000	0	0	0	0	.000	0	0	0-0	0	0	1	.000
TOTAL	.000	4-0	0	0	0	0	0	0	0	0	.000	0	0	0	0	.000	0	0	0-0	0	0	1	.000

Year	era	w-l	app	gs	cg	sho	sv	ip	h	r	er	bb	so	2b	3b	hr	bf	bavg	wp	hbp	bk	sfa	sha
2022	3.68	0-1	4	0	0	0/0	0	7.1	5	3	3	8	7	1	0	0	37	.185	3	1	0	0	1
TOTAL	3.68	0-1	4	0	0	0/0	0	7.1	5	3	3	8	7	1	0	0	37	.185	3	1	0	0	1

SINGLE-GAME HIGHS [all-time ranking]:

Innings pitched: 4.0, Utah, 02-26-22

Walks allowed: 4 [t-4th], UC Irvine, 03-01-22

Strikeouts: 4, Utah, 02-26-22

Batters faced: 15, Utah, 02-26-22

Field chances: 1, UC Irvine, 03-01-22

## Individual Career History

### BUTCHER, Blake

Year	avg	gp-gs	ab	r	h	2b	3b	hr	rbi	tb	slg%	bb	hbp	so	gdp	ob%	sf	sh	sb-att	po	a	e	fld%
2022	.000	2-1	2	0	0	0	0	0	0	0	.000	0	0	1	0	.000	0	0	0-0	0	3	0	1.000
TOTAL	.000	2-1	2	0	0	0	0	0	0	0	.000	0	0	1	0	.000	0	0	0-0	0	3	0	1.000

SINGLE-GAME HIGHS [all-time ranking]:

Struck out: 1, Hawai'i, 02-28-22

At bats: 1, Utah, 02-26-22; Hawai'i, 02-28-22

Field chances: 3, Hawai'i, 02-28-22

Assists: 3, Hawai'i, 02-28-22

### CANADA, Chris

Year	avg	gp-gs	ab	r	h	2b	3b	hr	rbi	tb	slg%	bb	hbp	so	gdp	ob%	sf	sh	sb-att	po	a	e	fld%
2022	.000	3-0	0	0	0	0	0	0	0	0	.000	0	0	0	0	.000	0	0	0-0	1	0	0	1.000
TOTAL	.000	3-0	0	0	0	0	0	0	0	0	.000	0	0	0	0	.000	0	0	0-0	1	0	0	1.000

Year	era	w-l	app	gs	cg	sho	sv	ip	h	r	er	bb	so	2b	3b	hr	bf	bavg	wp	hbp	bk	sfa	sha
2022	7.71	0-0	3	0	0	0/0	0	2.1	5	2	2	2	3	1	0	0	14	.417	1	0	0	0	0
TOTAL	7.71	0-0	3	0	0	0/0	0	2.1	5	2	2	2	3	1	0	0	14	.417	1	0	0	0	0

SINGLE-GAME HIGHS [all-time ranking]:

Innings pitched: 1.0, vs Houston, 02-19-22

Walks allowed: 1, vs Houston, 02-19-22; at UC Irvine, Feb 22, 2022

Strikeouts: 1, vs Houston, 02-19-22; Hawai'i, 02-28-22; at UC Irvine, Feb 22, 2022

Batters faced: 5, vs Houston, 02-19-22; at UC Irvine, Feb 22, 2022

Field chances: 1, Hawai'i, 02-28-22

Putouts: 1, Hawai'i, 02-28-22

## Individual Career History

### CARRIGG, Cole

Year	avg	gp-gs	ab	r	h	2b	3b	hr	rbi	tb	slg%	bb	hbp	so	gdp	ob%	sf	sh	sb-att	po	a	e	fld%
2021	.270	37-33	111	37	30	11	1	2	23	49	.441	21	5	22	0	.406	1	0	3-3	33	21	11	.831
2022	.226	9-8	31	1	7	1	0	0	2	8	.258	1	0	9	1	.250	0	4	0-0	34	3	1	.974
TOTAL	.261	46-41	142	38	37	12	1	2	25	57	.401	22	5	31	1	.376	1	4	3-3	67	24	12	.883

Year	era	w-l	app	gs	cg	sho	sv	ip	h	r	er	bb	so	2b	3b	hr	bf	bavg	wp	hbp	bk	sfa	sha
2021	0.00	0-0	2	0	0	0/0	0	1.1	3	2	0	1	0	0	0	0	8	.500	0	0	1	1	0
TOTAL	0.00	0-0	2	0	0	0/0	0	1.1	3	2	0	1	0	0	0	0	8	.500	0	0	1	1	0

**SINGLE-GAME HIGHS [all-time ranking]:**

Hits: 3, at Air Force, 05-22-21  
 Doubles: 2 [t-5th], at Fresno State, 04-17-21; Dixie State, 04-25-21; at Nevada, 05-01-21  
 Triples: 1 [t-1st], UNLV, 03-14-21  
 Home runs: 1 [t-7th], San Jose State, 05-08-21; at Air Force, 05-22-21  
 Total bases: 7, at Air Force, 05-22-21  
 RBI: 3, Dixie State, 04-25-21; at Air Force, 05-22-21  
 Runs scored: 4 [t-2nd], at Air Force, 05-22-21  
 Walks: 2, 6 times  
 Hit by pitch: 1, 4 times  
 Struck out: 2, 7 times  
 Sac flies: 1 [t-4th], at Nevada, 04-30-21  
 Sac bunts: 2 [t-1st], Utah, 02-27-22  
 At bats: 7 [t-1st], Hawai'i, 02-28-22  
 Stolen bases: 1, San Diego, 02-20-21; Air Force, 03-20-21; Dixie State, 04-24-21  
 Innings pitched: 1.0, at San Jose State, Mar 27, 2021  
 Walks allowed: 1, at San Jose State, Mar 27, 2021  
 Batters faced: 4, Nevada, 04-11-21; at San Jose State, Mar 27, 2021  
 Field chances: 13, at UC Irvine, Feb 22, 2022  
 Putouts: 11, at UC Irvine, Feb 22, 2022  
 Assists: 3, at Nevada, 05-01-21

### CARTER, Xavier

Year	avg	gp-gs	ab	r	h	2b	3b	hr	rbi	tb	slg%	bb	hbp	so	gdp	ob%	sf	sh	sb-att	po	a	e	fld%
2020	1.000	2-0	1	1	1	0	0	0	0	1	1.000	0	0	0	0	1.000	0	0	0-0	0	0	0	.000
2021	.286	3-2	7	1	2	0	0	1	2	5	.714	1	0	1	0	.375	0	0	0-0	3	0	0	1.000
2022	.250	3-1	4	0	1	0	0	0	1	1	.250	0	0	0	0	.250	0	0	0-0	1	0	0	1.000
TOTAL	.333	8-3	12	2	4	0	0	1	3	7	.583	1	0	1	0	.385	0	0	0-0	4	0	0	1.000

**SINGLE-GAME HIGHS [all-time ranking]:**

Hits: 2, Dixie State, 04-25-21  
 Home runs: 1 [t-7th], Dixie State, 04-25-21  
 Total bases: 5, Dixie State, 04-25-21  
 RBI: 2, Dixie State, 04-25-21  
 Runs scored: 1, Dixie State, 04-25-21; at Oklahoma, Mar 08, 2020  
 Walks: 1, Dixie State, 04-25-21  
 Struck out: 1, at Nevada, 05-01-21  
 At bats: 4, at UC Irvine, Feb 22, 2022  
 Field chances: 2, Dixie State, 04-25-21  
 Putouts: 2, Dixie State, 04-25-21

## Individual Career History

### CRANTON, Hunter

Year	avg	gp-gs	ab	r	h	2b	3b	hr	rbi	tb	slg%	bb	hbp	so	gdp	ob%	sf	sh	sb-att	po	a	e	fld%
2022	.000	2-1	0	0	0	0	0	0	0	0	.000	0	0	0	0	.000	0	0	0-0	1	0	0	1.000
TOTAL	.000	2-1	0	0	0	0	0	0	0	0	.000	0	0	0	0	.000	0	0	0-0	1	0	0	1.000

Year	era	w-l	app	gs	cq	sho	sv	ip	h	r	er	bb	so	2b	3b	hr	bf	bavg	wp	hbp	bk	sfa	sha
2022	6.75	0-1	2	1	0	0/0	0	4.0	4	3	3	2	3	2	0	1	18	.250	0	0	0	0	0
TOTAL	6.75	0-1	2	1	0	0/0	0	4.0	4	3	3	2	3	2	0	1	18	.250	0	0	0	0	0

SINGLE-GAME HIGHS [all-time ranking]:

Innings pitched: 3.0, UC Irvine, 03-01-22

Walks allowed: 2, UC Irvine, 03-01-22

Strikeouts: 2, UC Irvine, 03-01-22

Batters faced: 15, UC Irvine, 03-01-22

Field chances: 1, UC Irvine, 03-01-22

Putouts: 1, UC Irvine, 03-01-22

### FAULKES, Ryan

Year	avg	gp-gs	ab	r	h	2b	3b	hr	rbi	tb	slg%	bb	hbp	so	gdp	ob%	sf	sh	sb-att	po	a	e	fld%
2022	.000	1-0	0	0	0	0	0	0	0	0	.000	0	0	0	0	.000	0	0	0-0	0	0	0	.000
TOTAL	.000	1-0	0	0	0	0	0	0	0	0	.000	0	0	0	0	.000	0	0	0-0	0	0	0	.000

Year	era	w-l	app	gs	cq	sho	sv	ip	h	r	er	bb	so	2b	3b	hr	bf	bavg	wp	hbp	bk	sfa	sha
2022	36.00	0-0	1	0	0	0/0	0	1.0	4	4	4	0	2	0	1	0	8	.571	1	1	0	0	0
TOTAL	36.00	0-0	1	0	0	0/0	0	1.0	4	4	4	0	2	0	1	0	8	.571	1	1	0	0	0

SINGLE-GAME HIGHS [all-time ranking]:

Innings pitched: 1.0, at UC Irvine, Feb 22, 2022

Strikeouts: 2, at UC Irvine, Feb 22, 2022

Batters faced: 8, at UC Irvine, Feb 22, 2022

## Individual Career History

### FLORES, Jacob

Year	avg	gp-gs	ab	r	h	2b	3b	hr	rbi	tb	slg%	bb	hbp	so	gdp	ob%	sf	sh	sb-att	po	a	e	fld%
2018	.000	0-0	0	0	0	0	0	0	0	0	.000	0	0	0	0	.000	0	0	0-0	0	1	0	1.000
2019	.000	20-1	0	0	0	0	0	0	0	0	.000	0	0	0	0	.000	0	0	0-0	0	6	2	.750
2020	.000	8-1	0	0	0	0	0	0	0	0	.000	0	0	0	0	.000	0	0	0-0	0	7	0	1.000
2021	.000	7-0	0	0	0	0	0	0	0	0	.000	0	0	0	0	.000	0	0	0-0	0	0	0	.000
2022	.000	2-2	0	0	0	0	0	0	0	0	.000	0	0	0	0	.000	0	0	0-0	0	2	1	.667
TOTAL	.000	37-4	0	0	0	0	0	0	0	0	.000	0	0	0	0	.000	0	0	0-0	0	16	3	.842

Year	era	w-l	app	gs	cg	sho	sv	ip	h	r	er	bb	so	2b	3b	hr	bf	bavg	wp	hbp	bk	sfa	sha
2018	3.86	0-0	19	2	0	0/0	1	21.0	17	11	9	12	19	3	1	3	96	.221	5	4	0	3	0
2019	3.75	2-2	20	1	0	0/0	1	36.0	37	21	15	27	38	4	0	2	172	.274	3	5	0	2	2
2020	1.45	2-0	8	1	0	0/0	0	18.2	14	4	3	11	25	1	0	1	82	.203	2	2	1	0	0
2021	19.80	0-0	7	0	0	0/0	0	5.0	6	12	11	11	6	2	0	0	36	.300	3	4	0	1	0
2022	4.82	0-1	2	2	0	0/0	0	9.1	6	6	5	5	13	0	0	1	41	.182	0	2	0	0	1
TOTAL	4.30	4-3	56	6	0	0/0	2	90.0	80	54	43	66	101	10	1	7	427	.240	13	17	1	6	3

SINGLE-GAME HIGHS [all-time ranking]:

Innings pitched: 5.0, Utah, 02-27-22

Walks allowed: 4 [t-4th], Arizona, Mar 25, 2019; UC San Diego, 02-27-21

Strikeouts: 7, Utah, 02-27-22

Batters faced: 21, vs California, 02-20-22

Field chances: 3, Utah, 02-27-22

Assists: 2, 4 times

Runners CS: 1, at Cal State Fullerton, Apr 12, 2019; Oregon State, Feb 28, 2020

### FONDTAIN, TJ

Year	avg	gp-gs	ab	r	h	2b	3b	hr	rbi	tb	slg%	bb	hbp	so	gdp	ob%	sf	sh	sb-att	po	a	e	fld%
2020	.250	4-0	4	0	1	0	0	0	1	1	.250	1	1	0	0	.500	0	0	0-0	7	0	0	1.000
2021	.250	12-1	20	2	5	1	0	0	5	6	.300	2	0	6	0	.304	1	0	0-0	9	0	1	.900
2022	.000	4-4	6	0	0	0	0	0	0	0	.000	2	0	2	0	.250	0	0	0-1	0	3	1	.750
TOTAL	.200	20-5	30	2	6	1	0	0	6	7	.233	5	1	8	0	.324	1	0	0-1	16	3	2	.905

Year	era	w-l	app	gs	cg	sho	sv	ip	h	r	er	bb	so	2b	3b	hr	bf	bavg	wp	hbp	bk	sfa	sha
2022	0.87	1-0	2	2	0	0/0	0	10.1	5	2	1	3	12	1	0	0	40	.143	0	2	0	0	0
TOTAL	0.87	1-0	2	2	0	0/0	0	10.1	5	2	1	3	12	1	0	0	40	.143	0	2	0	0	0

SINGLE-GAME HIGHS [all-time ranking]:

Hits: 1, 6 times

Doubles: 1, Dixie State, 04-24-21

Total bases: 2, Dixie State, 04-24-21

RBI: 2, New Mexico, 04-02-21; Dixie State, 04-24-21

Runs scored: 1, at Fresno State, 04-18-21; Dixie State, 04-24-21

Walks: 1, 5 times

Hit by pitch: 1, at Coastal Carolina, Feb 15, 2020

Struck out: 2, Hawai'i, 02-28-22; Dixie State, 04-24-21

Sac flies: 1 [t-4th], at Nevada, 04-30-21

At bats: 4, Hawai'i, 02-28-22

Caught stealing: 1 [t-2nd], vs California, 02-20-22

Innings pitched: 6.0, Hawai'i, 02-25-22

Walks allowed: 3, vs TCU, 02-18-22

Strikeouts: 7, Hawai'i, 02-25-22

Batters faced: 21, Hawai'i, 02-25-22

Field chances: 5, at Nevada, 04-30-21

Putouts: 5, at Nevada, 04-30-21

Assists: 3, Hawai'i, 02-25-22

## Individual Career History

### FOXCROFT, Max

Year	avg	gp-gs	ab	r	h	2b	3b	hr	rbi	tb	slg%	bb	hbp	so	gdp	ob%	sf	sh	sb-att	po	a	e	fld%
2021	.067	12-5	15	2	1	0	0	0	1	1	.067	6	1	3	0	.364	0	1	1-1	4	7	2	.846
2022	.000	4-2	7	1	0	0	0	0	1	0	.000	0	0	4	0	.000	0	0	0-0	2	3	1	.833
TOTAL	.045	16-7	22	3	1	0	0	0	2	1	.045	6	1	7	0	.276	0	1	1-1	6	10	3	.842

**SINGLE-GAME HIGHS** [all-time ranking]:

Hits: 1, at UC San Diego, Feb 28, 2021

Total bases: 1, at UC San Diego, Feb 28, 2021

RBI: 1, Hawai'i, 02-25-22; Fresno State, 03-06-21

Runs scored: 1, Hawai'i, 02-25-22; Fresno State, 03-06-21; Dixie State, 04-25-21

Walks: 1, 5 times

Hit by pitch: 1, at UC San Diego, Feb 28, 2021

Struck out: 2, Hawai'i, 02-25-22; Utah, 02-26-22; at UC San Diego, Feb 28, 2021

Sac bunts: 1 [t-4th], Dixie State, 04-24-21

At bats: 4, Hawai'i, 02-25-22

Stolen bases: 1, Dixie State, 04-25-21

Field chances: 4, Fresno State, 03-07-21; at UNLV, 05-16-21

Putouts: 3, at UNLV, 05-16-21

Assists: 2, Fresno State, 03-07-21; at San Diego, Feb 21, 2021

### GIANNOLA, Johnny

Year	avg	gp-gs	ab	r	h	2b	3b	hr	rbi	tb	slg%	bb	hbp	so	gdp	ob%	sf	sh	sb-att	po	a	e	fld%
2022	.238	7-5	21	4	5	1	1	0	2	8	.381	4	0	5	0	.360	0	1	0-1	7	0	0	1.000
TOTAL	.238	7-5	21	4	5	1	1	0	2	8	.381	4	0	5	0	.360	0	1	0-1	7	0	0	1.000

**SINGLE-GAME HIGHS** [all-time ranking]:

Hits: 2, Hawai'i, 02-25-22; Hawai'i, 02-28-22

Doubles: 1, Hawai'i, 02-28-22

Triples: 1 [t-1st], Hawai'i, 02-25-22

Total bases: 4, Hawai'i, 02-25-22

RBI: 1, Hawai'i, 02-25-22; Hawai'i, 02-28-22

Runs scored: 2, Hawai'i, 02-25-22

Walks: 1, 4 times

Struck out: 2, Utah, 02-26-22

Sac bunts: 1 [t-4th], Hawai'i, 02-28-22

At bats: 4, vs TCU, 02-18-22; Hawai'i, 02-28-22

Caught stealing: 1 [t-2nd], Hawai'i, 02-25-22

Field chances: 4, Hawai'i, 02-25-22

Putouts: 4, Hawai'i, 02-25-22

## Individual Career History

### GLOWACKI, Tyler

Year	avg	gp-gs	ab	r	h	2b	3b	hr	rbi	tb	slg%	bb	hbp	so	gdp	ob%	sf	sh	sb-att	po	a	e	fld%
2022	.222	8-8	27	3	6	2	0	0	1	8	.296	5	1	4	0	.364	0	0	0-0	15	0	1	.938
TOTAL	.222	8-8	27	3	6	2	0	0	1	8	.296	5	1	4	0	.364	0	0	0-0	15	0	1	.938

SINGLE-GAME HIGHS [all-time ranking]:

Hits: 3, Hawai'i, 02-28-22

Doubles: 1, vs Houston, 02-19-22; vs California, 02-20-22

Total bases: 3, Hawai'i, 02-28-22

RBI: 1, vs TCU, 02-18-22

Runs scored: 2, Hawai'i, 02-28-22

Walks: 2, Utah, 02-26-22

Hit by pitch: 1, UC Irvine, 03-01-22

Struck out: 1, 4 times

At bats: 6 [t-8th], Hawai'i, 02-28-22

Field chances: 5, vs TCU, 02-18-22

Putouts: 5, vs TCU, 02-18-22

### GUZMAN, Jonny

Year	avg	gp-gs	ab	r	h	2b	3b	hr	rbi	tb	slg%	bb	hbp	so	gdp	ob%	sf	sh	sb-att	po	a	e	fld%
2020	.000	2-0	0	0	0	0	0	0	0	0	.000	0	0	0	0	.000	0	0	0-0	0	0	0	.000
2022	.000	3-1	0	0	0	0	0	0	0	0	.000	0	0	0	0	.000	0	0	0-0	0	1	0	1.000
TOTAL	.000	5-1	0	0	0	0	0	0	0	0	.000	0	0	0	0	.000	0	0	0-0	0	1	0	1.000

Year	era	w-l	app	gs	cq	sho	sv	ip	h	r	er	bb	so	2b	3b	hr	bf	bavg	wp	hbp	bk	sfa	sha
2020	40.50	0-0	2	0	0	0/0	0	1.1	6	6	6	3	2	2	0	2	12	.667	0	0	0	0	0
2022	4.70	0-1	3	1	0	0/0	0	7.2	5	5	4	5	10	1	0	1	34	.200	2	2	0	1	1
TOTAL	10.00	0-1	5	1	0	0/0	0	9.0	11	11	10	8	12	3	0	3	46	.324	2	2	0	1	1

SINGLE-GAME HIGHS [all-time ranking]:

Innings pitched: 4.1, at UC Irvine, Feb 22, 2022

Walks allowed: 3, at UC Irvine, Feb 22, 2022

Strikeouts: 9 [t-4th], at UC Irvine, Feb 22, 2022

Batters faced: 19, at UC Irvine, Feb 22, 2022

Field chances: 1, at UC Irvine, Feb 22, 2022

Assists: 1, at UC Irvine, Feb 22, 2022

## Individual Career History

### HARGETT, Hunter

Year	avg	gp-gs	ab	r	h	2b	3b	hr	rbi	tb	slg%	bb	hbp	so	gdp	ob%	sf	sh	sb-att	po	a	e	fld%
2022	.000	2-0	0	0	0	0	0	0	0	0	.000	0	0	0	0	.000	0	0	0-0	0	0	0	.000
TOTAL	.000	2-0	0	0	0	0	0	0	0	0	.000	0	0	0	0	.000	0	0	0-0	0	0	0	.000

Year	era	w-l	app	gs	cg	sho	sv	ip	h	r	er	bb	so	2b	3b	hr	bf	bavg	wp	hbp	bk	sfa	sha
2022	9.00	0-0	2	0	0	0/0	0	1.0	1	1	1	2	2	0	0	0	8	.250	1	2	0	0	0
TOTAL	9.00	0-0	2	0	0	0/0	0	1.0	1	1	1	2	2	0	0	0	8	.250	1	2	0	0	0

SINGLE-GAME HIGHS [all-time ranking]:

Innings pitched: 1.0, Hawai'i, 02-28-22

Walks allowed: 1, vs Houston, 02-19-22; Hawai'i, 02-28-22

Strikeouts: 2, Hawai'i, 02-28-22

Batters faced: 6, Hawai'i, 02-28-22

### HAZELHURST, Trevor

Year	avg	gp-gs	ab	r	h	2b	3b	hr	rbi	tb	slg%	bb	hbp	so	gdp	ob%	sf	sh	sb-att	po	a	e	fld%
2022	.222	5-1	9	1	2	0	0	0	1	2	.222	0	0	4	0	.222	0	0	0-0	0	0	0	.000
TOTAL	.222	5-1	9	1	2	0	0	0	1	2	.222	0	0	4	0	.222	0	0	0-0	0	0	0	.000

SINGLE-GAME HIGHS [all-time ranking]:

Hits: 1, UC Irvine, 03-01-22; at UC Irvine, Feb 22, 2022

Total bases: 1, UC Irvine, 03-01-22; at UC Irvine, Feb 22, 2022

RBI: 1, UC Irvine, 03-01-22

Runs scored: 1, at UC Irvine, Feb 22, 2022

Struck out: 2, Hawai'i, 02-28-22

At bats: 3, Utah, 02-27-22

## Individual Career History

### INGRASSIA, Joseph

Year	avg	gp-gs	ab	r	h	2b	3b	hr	rbi	tb	slg%	bb	hbp	so	gdp	ob%	sf	sh	sb-att	po	a	e	fld%
2021	.000	6-0	0	0	0	0	0	0	0	0	.000	0	0	0	0	.000	0	0	0-0	0	0	0	.000
2022	.000	2-0	0	0	0	0	0	0	0	0	.000	0	0	0	0	.000	0	0	0-0	0	1	0	1.000
TOTAL	.000	8-0	0	0	0	0	0	0	0	0	.000	0	0	0	0	.000	0	0	0-0	0	1	0	1.000

Year	era	w-l	app	gs	cg	sho	sv	ip	h	r	er	bb	so	2b	3b	hr	bf	bavg	wp	hbp	bk	sfa	sha
2021	7.36	0-0	6	0	0	0/0	0	3.2	0	6	3	5	5	0	0	0	19	.000	3	1	0	0	0
2022	2.25	0-0	2	0	0	0/0	0	4.0	4	1	1	3	5	2	0	0	19	.250	3	0	0	0	0
TOTAL	4.70	0-0	8	0	0	0/0	0	7.2	4	7	4	8	10	2	0	0	38	.138	6	1	0	0	0

**SINGLE-GAME HIGHS [all-time ranking]:**

Innings pitched: 2.1, vs California, 02-20-22

Walks allowed: 2, vs California, 02-20-22; at Air Force, 05-23-21

Strikeouts: 3, vs TCU, 02-18-22

Batters faced: 12, vs California, 02-20-22

Field chances: 1, vs California, 02-20-22

Assists: 1, vs California, 02-20-22

### JOHNSON, Deron

Year	avg	gp-gs	ab	r	h	2b	3b	hr	rbi	tb	slg%	bb	hbp	so	gdp	ob%	sf	sh	sb-att	po	a	e	fld%
2019	.225	21-8	40	7	9	4	0	0	2	13	.325	6	0	11	1	.326	0	0	0-0	50	7	1	.983
2020	.250	3-1	4	0	1	0	0	0	0	1	.250	0	0	2	0	.250	0	0	0-0	3	0	0	1.000
2022	.000	4-0	4	0	0	0	0	0	0	0	.000	2	0	1	0	.333	0	0	0-0	0	0	0	.000
TOTAL	.208	28-9	48	7	10	4	0	0	2	14	.292	8	0	14	1	.321	0	0	0-0	53	7	1	.984

**SINGLE-GAME HIGHS [all-time ranking]:**

Hits: 2, at Air Force, Apr 18, 2019

Doubles: 2 [t-5th], at Air Force, Apr 18, 2019

Total bases: 4, at Air Force, Apr 18, 2019

RBI: 1, at Air Force, Apr 18, 2019; Seattle, Mar 17, 2019

Runs scored: 2, Seattle, Mar 17, 2019

Walks: 2, Texas Tech, Mar 06, 2019

Struck out: 2, Air Force, Apr 19, 2019

At bats: 4, 4 times

Field chances: 14, Air Force, Apr 19, 2019

Putouts: 10, at UC Irvine, Apr 16, 2019; New Mexico, May 18, 2019

Assists: 4, Air Force, Apr 19, 2019

## Individual Career History

### JONES, Avery

Year	avg	gp-gs	ab	r	h	2b	3b	hr	rbi	tb	slg%	bb	hbp	so	gdp	ob%	sf	sh	sb-att	po	a	e	fld%
2020	.000	4-1	0	0	0	0	0	0	0	0	.000	0	0	0	0	.000	0	0	0-0	0	1	0	1.000
2021	.000	3-0	0	0	0	0	0	0	0	0	.000	0	0	0	0	.000	0	0	0-0	0	0	0	.000
2022	.000	2-0	0	0	0	0	0	0	0	0	.000	0	0	0	0	.000	0	0	0-0	0	1	0	1.000
TOTAL	.000	9-1	0	0	0	0	0	0	0	0	.000	0	0	0	0	.000	0	0	0-0	0	2	0	1.000

Year	era	w-l	app	gs	cq	sho	sv	ip	h	r	er	bb	so	2b	3b	hr	bf	bavg	wp	hbp	bk	sfa	sha
2020	0.00	1-0	4	1	0	0/1	0	6.1	4	0	0	4	5	1	0	0	28	.182	1	2	0	0	0
2021	6.75	1-0	3	0	0	0/0	0	5.1	5	4	4	4	2	1	1	0	25	.250	1	1	0	0	0
2022	18.00	0-0	2	0	0	0/0	0	2.0	4	4	4	2	0	0	1	0	12	.444	0	1	0	0	0
TOTAL	5.27	2-0	9	1	0	0/1	0	13.2	13	8	8	10	7	2	2	0	65	.255	2	4	0	0	0

**SINGLE-GAME HIGHS [all-time ranking]:**

Innings pitched: 3.1, at UC Irvine, Feb 25, 2020

Walks allowed: 2, 4 times

Strikeouts: 2, at Air Force, 05-23-21; Oregon State, Feb 29, 2020

Batters faced: 15, at UC Irvine, Feb 25, 2020

Field chances: 1, Hawai'i, 02-28-22; at UC Irvine, Feb 25, 2020

Assists: 1, Hawai'i, 02-28-22; at UC Irvine, Feb 25, 2020

### LEBEAU, Kenny

Year	avg	gp-gs	ab	r	h	2b	3b	hr	rbi	tb	slg%	bb	hbp	so	gdp	ob%	sf	sh	sb-att	po	a	e	fld%
2022	.222	3-2	9	1	2	0	0	0	2	2	.222	3	1	1	0	.462	0	0	0-0	4	7	0	1.000
TOTAL	.222	3-2	9	1	2	0	0	0	2	2	.222	3	1	1	0	.462	0	0	0-0	4	7	0	1.000

**SINGLE-GAME HIGHS [all-time ranking]:**

Hits: 1, Utah, 02-27-22; Hawai'i, 02-28-22

Total bases: 1, Utah, 02-27-22; Hawai'i, 02-28-22

RBI: 2, Hawai'i, 02-28-22

Runs scored: 1, Utah, 02-27-22

Walks: 1, Utah, 02-27-22; Hawai'i, 02-28-22; UC Irvine, 03-01-22

Hit by pitch: 1, Hawai'i, 02-28-22

Struck out: 1, Hawai'i, 02-28-22

At bats: 5, Hawai'i, 02-28-22

Field chances: 4, Utah, 02-27-22; Hawai'i, 02-28-22

Putouts: 2, UC Irvine, 03-01-22

Assists: 3, Utah, 02-27-22; Hawai'i, 02-28-22

## Individual Career History

### LEONHARDT, Brian

Year	avg	gp-gs	ab	r	h	2b	3b	hr	rbi	tb	slg%	bb	hbp	so	gdp	ob%	sf	sh	sb-att	po	a	e	fld%
2019	.272	48-45	162	20	44	14	1	1	34	63	.389	14	1	29	3	.326	4	2	2-3	258	22	10	.966
2020	.269	16-16	52	10	14	0	0	2	12	20	.385	6	0	10	3	.333	2	1	0-0	64	6	2	.972
2021	.305	46-44	151	29	46	7	1	2	47	61	.404	20	2	27	4	.374	9	0	0-2	4	3	0	1.000
2022	.194	9-9	31	4	6	0	0	1	5	9	.290	0	0	8	0	.194	0	0	0-0	26	2	1	.966
TOTAL	.278	119-114	396	63	110	21	2	6	98	153	.386	40	3	74	10	.337	15	3	2-5	352	33	13	.967

Year	era	w-l	app	gs	cg	sho	sv	ip	h	r	er	bb	so	2b	3b	hr	bf	bavg	wp	hbp	bk	sfa	sha
2019	6.62	1-0	9	2	0	0/0	0	17.2	24	13	13	12	17	3	1	1	86	.343	3	3	0	1	0
2020	2.08	0-0	4	2	0	0/0	0	8.2	6	3	2	5	7	0	0	0	41	.207	3	3	0	1	3
2021	6.19	1-2	15	7	0	0/0	0	32.0	38	29	22	15	24	9	1	4	153	.284	6	3	1	1	0
2022	6.75	0-0	1	1	0	0/0	0	4.0	3	3	3	2	8	1	0	19	.200	1	2	0	0	0	0
TOTAL	5.78	2-2	29	12	0	0/0	0	62.1	71	48	40	34	56	13	2	5	299	.286	13	11	1	3	3

#### SINGLE-GAME HIGHS [all-time ranking]:

Hits: 4 [t-5th], at Air Force, 05-22-21  
 Doubles: 2 [t-5th], LMU, Apr 09, 2019; UC Irvine, Feb 19, 2019  
 Triples: 1 [t-1st], San Jose State, 05-08-21; Seattle, Mar 17, 2019  
 Home runs: 1 [t-7th], 6 times  
 Total bases: 6, at UC San Diego, Feb 28, 2021  
 RBI: 6 [t-1st], at Air Force, 05-22-21  
 Runs scored: 3, at Fresno State, 04-18-21; San Jose State, 05-08-21; at UC San Diego, Feb 28, 2021  
 Walks: 2, Fresno State, 03-06-21; San Jose State, 05-08-21; Texas Tech, Mar 05, 2019  
 Hit by pitch: 1, Fresno State, 03-07-21; at New Mexico, 05-28-21; at LMU, Mar 19, 2019  
 Struck out: 2, 16 times  
 Sac flies: 1 [t-4th], 15 times  
 Sac bunts: 1 [t-4th], USC, Feb 23, 2020; Seattle, Mar 15, 2019; at LMU, Mar 19, 2019  
 At bats: 6 [t-8th], at New Mexico, Mar 23, 2019  
 Stolen bases: 1, San Francisco, Feb 15, 2019; at New Mexico, Mar 24, 2019  
 Caught stealing: 1 [t-2nd], UNLV, 03-13-21; at New Mexico, 05-28-21; Seattle, Mar 16, 2019  
 Innings pitched: 4.2, at New Mexico, 05-29-21  
 Walks allowed: 3, 4 times  
 Strikeouts: 8, Hawai'i, 02-28-22  
 Batters faced: 21, 4 times  
 Field chances: 15, San Diego, Feb 26, 2019; Fresno State, Mar 29, 2019  
 Putouts: 15 [t-4th], Fresno State, Mar 29, 2019  
 Assists: 3, at Cal State Fullerton, Apr 14, 2019; Fresno State, Mar 31, 2019  
 Runners CS: 1, Air Force, 03-20-21

### MELTON, Troy

Year	avg	gp-gs	ab	r	h	2b	3b	hr	rbi	tb	slg%	bb	hbp	so	gdp	ob%	sf	sh	sb-att	po	a	e	fld%
2019	.000	4-0	0	0	0	0	0	0	0	0	.000	0	0	0	0	.000	0	0	0-0	0	0	0	.000
2020	.000	4-4	0	0	0	0	0	0	0	0	.000	0	0	0	0	.000	0	0	0-0	1	3	1	.800
2021	.000	15-15	0	0	0	0	0	0	0	0	.000	0	0	0	0	.000	0	0	0-0	2	10	1	.923
TOTAL	.000	23-19	0	0	0	0	0	0	0	0	.000	0	0	0	0	.000	0	0	0-0	3	13	2	.889

Year	era	w-l	app	gs	cg	sho	sv	ip	h	r	er	bb	so	2b	3b	hr	bf	bavg	wp	hbp	bk	sfa	sha
2019	6.75	0-0	4	0	0	0/0	0	2.2	6	3	2	0	5	0	0	1	16	.429	0	2	0	0	0
2020	3.22	3-1	4	4	0	0/1	0	22.1	15	9	8	9	26	1	0	3	91	.192	3	3	0	0	1
2021	6.14	4-5	15	15	1	1/0	0	73.1	87	59	50	30	83	18	3	12	340	.291	7	7	0	1	3
TOTAL	5.49	7-6	23	19	1	1/1	0	98.1	108	71	60	39	114	19	3	16	447	.276	10	12	0	1	4

#### SINGLE-GAME HIGHS [all-time ranking]:

Innings pitched: 7.0, Fresno State, 03-06-21; Air Force, 03-20-21; New Mexico, 04-02-21  
 Walks allowed: 5 [t-1st], UNLV, 03-13-21  
 Strikeouts: 9 [t-4th], Fresno State, 03-06-21; Dixie State, 04-24-21; Oregon State, Feb 29, 2020  
 Batters faced: 27, UNLV, 03-13-21; Air Force, 03-20-21; New Mexico, 04-02-21  
 Field chances: 2, 6 times  
 Putouts: 1, San Diego, 02-19-21; at Oklahoma, Mar 07, 2020; at San Jose State, Mar 27, 2021  
 Assists: 2, 5 times  
 Runners CS: 2 [t-2nd], at New Mexico, 05-28-21

## Individual Career History

### MILLER, Caden

Year	avg	gp-gs	ab	r	h	2b	3b	hr	rbi	tb	slg%	bb	hbp	so	gdp	ob%	sf	sh	sb-att	po	a	e	fld%
2020	.053	9-8	19	1	1	0	0	0	1	1	.053	3	1	8	0	.217	0	2	0-0	15	24	3	.929
2021	.345	44-44	148	43	51	6	3	0	30	63	.426	25	8	28	2	.464	0	1	8-8	65	103	3	.982
2022	.364	9-9	33	5	12	0	0	0	3	12	.364	5	4	8	0	.500	0	0	3-4	7	23	1	.968
TOTAL	.320	62-61	200	49	64	6	3	0	34	76	.380	33	13	44	2	.447	0	3	11-12	87	150	7	.971

#### SINGLE-GAME HIGHS [all-time ranking]:

Hits: 3, at Fresno State, 04-17-21; at Fresno State, 04-18-21; at UC San Diego, Feb 28, 2021

Doubles: 1, 6 times

Triples: 1 [t-1st], Dixie State, 04-24-21; San Jose State, 05-08-21; at San Jose State, Mar 28, 2021

Total bases: 4, Dixie State, 04-24-21; San Jose State, 05-08-21; at UC San Diego, Feb 28, 2021

RBI: 4, at Fresno State, 04-18-21

Runs scored: 3, 4 times

Walks: 3 [t-1st], New Mexico, 04-03-21; Nevada, 04-10-21

Hit by pitch: 3 [1st], Hawai'i, 02-28-22

Struck out: 2, 11 times

Sac bunts: 1 [t-4th], at Air Force, 05-22-21; vs UNC Greensboro, Feb 16, 2020; USC, Feb 23, 2020

At bats: 5, 6 times

Stolen bases: 1, 11 times

Caught stealing: 1 [t-2nd], vs Houston, 02-19-22

Field chances: 9, UNLV, 03-14-21

Putouts: 4, 6 times

Assists: 7 [t-2nd], UNLV, 03-14-21

### MONTOYA, Shaun

Year	avg	gp-gs	ab	r	h	2b	3b	hr	rbi	tb	slg%	bb	hbp	so	gdp	ob%	sf	sh	sb-att	po	a	e	fld%
2022	.250	4-3	8	1	2	0	0	0	1	2	.250	1	0	2	0	.333	0	0	0-1	4	0	0	1.000
TOTAL	.250	4-3	8	1	2	0	0	0	1	2	.250	1	0	2	0	.333	0	0	0-1	4	0	0	1.000

#### SINGLE-GAME HIGHS [all-time ranking]:

Hits: 2, Utah, 02-27-22

Total bases: 2, Utah, 02-27-22

RBI: 1, Utah, 02-27-22

Runs scored: 1, Utah, 02-27-22

Walks: 1, Utah, 02-26-22

Struck out: 2, Hawai'i, 02-28-22

At bats: 3, vs California, 02-20-22; Utah, 02-27-22

Caught stealing: 1 [t-2nd], vs California, 02-20-22

Field chances: 2, vs California, 02-20-22

Putouts: 2, vs California, 02-20-22

## Individual Career History

### PYATT, Fisher

Year	avg	gp-gs	ab	r	h	2b	3b	hr	rbi	tb	slg%	bb	hbp	so	gdp	ob%	sf	sh	sb-att	po	a	e	fld%
2021	.240	19-15	50	8	12	2	0	0	0	14	.280	8	5	10	1	.397	0	0	0-0	14	17	5	.861
2022	.000	1-0	1	0	0	0	0	0	0	0	.000	0	0	1	0	.000	0	0	0-0	0	0	0	.000
TOTAL	.235	20-15	51	8	12	2	0	0	0	14	.275	8	5	11	1	.391	0	0	0-0	14	17	5	.861

SINGLE-GAME HIGHS [all-time ranking]:

Hits: 3, New Mexico, 04-03-21

Doubles: 1, Nevada, 04-10-21; Dixie State, 04-24-21

Total bases: 3, New Mexico, 04-03-21

Runs scored: 2, New Mexico, 04-03-21; at San Jose State, Mar 27, 2021

Walks: 2, Nevada, 04-10-21; Nevada, 04-11-21

Hit by pitch: 1, UNLV, 03-13-21; Dixie State, 04-24-21; at San Jose State, Mar 27, 2021

Struck out: 2, San Jose State, 05-08-21

At bats: 5, Nevada, 04-10-21

Field chances: 5, UNLV, 03-13-21

Putouts: 2, UNLV, 03-13-21; Dixie State, 04-25-21

Assists: 3, UNLV, 03-13-21

### RHEE, Charlie

Year	avg	gp-gs	ab	r	h	2b	3b	hr	rbi	tb	slg%	bb	hbp	so	gdp	ob%	sf	sh	sb-att	po	a	e	fld%
2021	.200	13-1	10	3	2	0	0	0	1	2	.200	2	0	1	0	.333	0	0	0-0	10	0	0	1.000
2022	.200	5-1	5	0	1	0	0	0	2	1	.200	0	0	1	0	.200	0	0	0-0	2	0	0	1.000
TOTAL	.200	18-2	15	3	3	0	0	0	3	3	.200	2	0	2	0	.294	0	0	0-0	12	0	0	1.000

SINGLE-GAME HIGHS [all-time ranking]:

Hits: 1, UC San Diego, 02-27-21; at UC Irvine, Feb 22, 2022; at San Jose State, Mar 27, 2021

Total bases: 1, UC San Diego, 02-27-21; at UC Irvine, Feb 22, 2022; at San Jose State, Mar 27, 2021

RBI: 2, at UC Irvine, Feb 22, 2022

Runs scored: 1, UC San Diego, 02-26-21; Fresno State, 03-06-21; at San Jose State, Mar 28, 2021

Walks: 1, Fresno State, 03-06-21; New Mexico, 04-03-21

Struck out: 1, Utah, 02-27-22; San Jose State, 05-08-21

At bats: 4, UC San Diego, 02-27-21

Field chances: 5, UC San Diego, 02-27-21

Putouts: 5, UC San Diego, 02-27-21

## Individual Career History

### RODRIGUEZ, Alex

Year	avg	gp-gs	ab	r	h	2b	3b	hr	rbi	tb	slg%	bb	hbp	so	gdp	ob%	sf	sh	sb-att	po	a	e	fld%
2022	.238	9-8	21	2	5	0	0	0	2	5	.238	2	2	10	0	.360	0	1	1-2	12	13	0	1.000
TOTAL	.238	9-8	21	2	5	0	0	0	2	5	.238	2	2	10	0	.360	0	1	1-2	12	13	0	1.000

**SINGLE-GAME HIGHS [all-time ranking]:**

Hits: 3, vs TCU, 02-18-22

Total bases: 3, vs TCU, 02-18-22

RBI: 1, vs TCU, 02-18-22; Hawai'i, 02-28-22

Runs scored: 1, vs Houston, 02-19-22; Hawai'i, 02-25-22

Walks: 1, vs Houston, 02-19-22; at UC Irvine, Feb 22, 2022

Hit by pitch: 1, vs Houston, 02-19-22; Hawai'i, 02-28-22

Struck out: 2, vs California, 02-20-22; Hawai'i, 02-25-22; Utah, 02-26-22

Sac bunts: 1 [t-4th], UC Irvine, 03-01-22

At bats: 4, vs TCU, 02-18-22

Stolen bases: 1, Hawai'i, 02-28-22

Caught stealing: 1 [t-2nd], vs TCU, 02-18-22

Field chances: 6, UC Irvine, 03-01-22

Putouts: 4, UC Irvine, 03-01-22

Assists: 3, Hawai'i, 02-25-22

### RUIZ, Poncho

Year	avg	gp-gs	ab	r	h	2b	3b	hr	rbi	tb	slg%	bb	hbp	so	gdp	ob%	sf	sh	sb-att	po	a	e	fld%
2021	.300	21-13	60	13	18	1	1	3	20	30	.500	5	0	8	5	.348	1	0	1-1	71	6	1	.987
2022	.273	9-9	33	3	9	2	0	1	6	14	.424	3	1	8	0	.342	1	0	0-0	79	6	1	.988
TOTAL	.290	30-22	93	16	27	3	1	4	26	44	.473	8	1	16	5	.346	2	0	1-1	150	12	2	.988

**SINGLE-GAME HIGHS [all-time ranking]:**

Hits: 4 [t-5th], at Air Force, 05-23-21

Doubles: 1, Utah, 02-26-22; Utah, 02-27-22; at Air Force, 05-22-21

Triples: 1 [t-1st], at New Mexico, 05-29-21

Home runs: 1 [t-7th], 4 times

Total bases: 4, 6 times

RBI: 4, San Jose State, 05-09-21

Runs scored: 2, 5 times

Walks: 1, 8 times

Hit by pitch: 1, Hawai'i, 02-25-22

Struck out: 3 [t-6th], vs TCU, 02-18-22

Sac flies: 1 [t-4th], vs Houston, 02-19-22; Dixie State, 04-24-21

At bats: 6 [t-8th], at Air Force, 05-23-21

Stolen bases: 1, at Air Force, 05-22-21

Field chances: 19 [1st], Hawai'i, 02-28-22

Putouts: 18 [1st], Hawai'i, 02-28-22

Assists: 2, 4 times

Runners CS: 2 [t-2nd], vs Houston, 02-19-22

## Individual Career History

### SAUER, Kelena

Year	avg	gp-gs	ab	r	h	2b	3b	hr	rbi	tb	slg%	bb	hbp	so	gdp	ob%	sf	sh	sb-att	po	a	e	fld%
2021	.000	14-1	0	0	0	0	0	0	0	0	.000	0	0	0	0	.000	0	0	0-0	1	0	0	1.000
2022	.000	2-2	0	0	0	0	0	0	0	0	.000	0	0	0	0	.000	0	0	0-0	0	1	0	1.000
TOTAL	.000	16-3	0	0	0	0	0	0	0	0	.000	0	0	0	0	.000	0	0	0-0	1	1	0	1.000

Year	era	w-l	app	gs	cg	sho	sv	ip	h	r	er	bb	so	2b	3b	hr	bf	bavg	wp	hbp	bk	sfa	sha
2021	4.20	1-0	14	1	0	0/1	1	15.0	14	10	7	14	19	2	0	1	76	.246	4	2	0	2	1
2022	3.60	1-1	2	2	0	0/0	0	10.0	9	5	4	2	13	1	1	1	40	.243	3	0	0	0	1
TOTAL	3.96	2-1	16	3	0	0/1	1	25.0	23	15	11	16	32	3	1	2	116	.245	7	2	0	2	2

**SINGLE-GAME HIGHS [all-time ranking]:**

Innings pitched: 5.0, vs Houston, 02-19-22; Utah, 02-26-22

Walks allowed: 2, 6 times

Strikeouts: 7, Utah, 02-26-22

Batters faced: 21, Utah, 02-26-22

Field chances: 1, Utah, 02-26-22; New Mexico, 04-03-21

Putouts: 1, New Mexico, 04-03-21

Assists: 1, Utah, 02-26-22

Runners CS: 2 [t-2nd], vs Houston, 02-19-22

### SERRANO, Omar

Year	avg	gp-gs	ab	r	h	2b	3b	hr	rbi	tb	slg%	bb	hbp	so	gdp	ob%	sf	sh	sb-att	po	a	e	fld%
2022	.000	1-0	0	0	0	0	0	0	0	0	.000	0	0	0	0	.000	0	0	0-0	0	0	0	.000
TOTAL	.000	1-0	0	0	0	0	0	0	0	0	.000	0	0	0	0	.000	0	0	0-0	0	0	0	.000

Year	era	w-l	app	gs	cg	sho	sv	ip	h	r	er	bb	so	2b	3b	hr	bf	bavg	wp	hbp	bk	sfa	sha
2022	18.00	0-1	1	0	0	0/0	0	1.0	0	2	2	2	1	0	0	0	7	.000	0	2	0	0	0
TOTAL	18.00	0-1	1	0	0	0/0	0	1.0	0	2	2	2	1	0	0	0	7	.000	0	2	0	0	0

**SINGLE-GAME HIGHS [all-time ranking]:**

Innings pitched: 1.0, Hawai'i, 02-28-22

Walks allowed: 2, Hawai'i, 02-28-22

Strikeouts: 1, Hawai'i, 02-28-22

Batters faced: 7, Hawai'i, 02-28-22

## Individual Career History

### TIBBETT, Ricky

Year	avg	gp-gs	ab	r	h	2b	3b	hr	rbi	tb	slg%	bb	hbp	so	gdp	ob%	sf	sh	sb-att	po	a	e	fld%
2020	.000	3-0	0	0	0	0	0	0	0	0	.000	0	0	0	0	.000	0	0	0-0	0	0	0	.000
2021	.000	16-7	0	0	0	0	0	0	0	0	.000	0	0	0	0	.000	0	0	0-0	2	7	0	1.000
2022	.000	4-0	0	0	0	0	0	0	0	0	.000	0	0	0	0	.000	0	0	0-0	0	0	0	.000
TOTAL	.000	23-7	0	0	0	0	0	0	0	0	.000	0	0	0	0	.000	0	0	0-0	2	7	0	1.000

Year	era	w-l	app	gs	cq	sho	sv	ip	h	r	er	bb	so	2b	3b	hr	bf	bavg	wp	hbp	bk	sfa	sha
2020	0.00	1-0	3	0	0	0/0	0	5.1	4	3	0	1	2	0	0	0	20	.211	0	0	0	0	0
2021	6.62	4-2	16	7	0	0/1	0	50.1	72	39	37	10	53	11	1	11	231	.341	5	6	0	3	1
2022	3.68	0-0	4	0	0	0/0	1	7.1	8	3	3	3	8	2	0	1	33	.276	1	1	0	0	0
TOTAL	5.71	5-2	23	7	0	0/1	1	63.0	84	45	40	14	63	13	1	12	284	.324	6	7	0	3	1

**SINGLE-GAME HIGHS [all-time ranking]:**

Innings pitched: 6.1, at San Jose State, Mar 28, 2021

Walks allowed: 2, 4 times

Strikeouts: 8, at San Jose State, Mar 28, 2021

Batters faced: 25, at San Jose State, Mar 28, 2021

Field chances: 2, at Nevada, 05-01-21

Putouts: 1, at Nevada, 05-01-21; San Jose State, 05-08-21

Assists: 1, 7 times

Runners CS: 1, Dixie State, 04-25-21; vs UNC Greensboro, Feb 16, 2020

### WEEMS, Irvin

Year	avg	gp-gs	ab	r	h	2b	3b	hr	rbi	tb	slg%	bb	hbp	so	gdp	ob%	sf	sh	sb-att	po	a	e	fld%
2022	.091	5-4	11	0	1	0	0	0	0	1	.091	1	0	4	0	.167	0	1	0-0	10	0	0	1.000
TOTAL	.091	5-4	11	0	1	0	0	0	0	1	.091	1	0	4	0	.167	0	1	0-0	10	0	0	1.000

**SINGLE-GAME HIGHS [all-time ranking]:**

Hits: 1, UC Irvine, 03-01-22

Total bases: 1, UC Irvine, 03-01-22

Walks: 1, UC Irvine, 03-01-22

Struck out: 2, vs Houston, 02-19-22

Sac bunts: 1 [t-4th], at UC Irvine, Feb 22, 2022

At bats: 3, vs Houston, 02-19-22; UC Irvine, 03-01-22

Field chances: 4, vs Houston, 02-19-22

Putouts: 4, vs Houston, 02-19-22

# Individual Career History

ZAVOREK, Brady

Year	avg	gp-gs	ab	r	h	2b	3b	hr	rbi	tb	slg%	bb	hbp	so	gdp	ob%	sf	sh	sb-att	po	a	e	fld%
2022	.000	1-0	1	0	0	0	0	0	0	0	.000	0	0	1	0	.000	0	0	0-0	0	0	0	.000
TOTAL	.000	1-0	1	0	0	0	0	0	0	0	.000	0	0	1	0	.000	0	0	0-0	0	0	0	.000

SINGLE-GAME HIGHS [all-time ranking]:

Struck out: 1, Hawai'i, 02-28-22

At bats: 1, Hawai'i, 02-28-22