



SAN DIEGO STATE BASEBALL

Media Relations Contact: Jim Solien | jsolien@sdsu.edu | O: 619-594-2576 | C: 619-341-9082 | www.GoAztecs.com | @GoAztecs

SIX-TIME MOUNTAIN WEST TOURNAMENT CHAMPIONS 2000, 2013, 2014, 2015, 2017, 2018

2022 SCHEDULE

Record: 5-15; Mountain West: 0-6
(Home: 3-9; Away: 1-4; Neutral 1-2)

Day/Date	Opponent	Time/Result
Friday, Feb. 18	vs. TCU+	L, 3-5
Saturday, Feb. 19	vs. Houston+	W, 4-3
Sunday, Feb. 20	vs. California+	L, 3-6
Tuesday, Feb. 22	at UC Irvine	L, 3-13
Friday, Feb. 25	Hawai'i^	W, 7-1
Saturday, Feb. 26	Utah^	L, 0-4
Sunday, Feb. 27	Utah^	W, 4-3 (7)
Monday, Feb. 28	Hawai'i	L, 5-8 (15)
Tuesday, March 1	UC Irvine	L, 2-3
Friday, March 4	Arizona State	L, 5-13
Saturday, March 5	Arizona State	L, 4-6
Sunday, March 6	Arizona State	W, 4-3
Friday, March 11	UNLV*	L, 2-5
Saturday, March 12	UNLV*	L, 3-4
Sunday, March 13	UNLV*	L, 8-10
Tuesday, March 15	Iowa	L, 4-6
Friday, March 18	at San José State*	L, 2-3
Saturday, March 19	at San José State*	L, 7-8
Sunday, March 20	at San José State*	L, 8-9
Tuesday, March 22	at UC San Diego	W, 14-7
Friday, March 25	Fresno State*	6 p.m. PT
Saturday, March 26	Fresno State*	6 p.m. PT
Sunday, March 27	Fresno State*	1 p.m. PT
Tuesday, March 29	UC San Diego	6 p.m. PT
Friday, April 1	at Nevada*	6 p.m. PT
Saturday, April 2	at Nevada*	6 p.m. PT
Sunday, April 3	at Nevada*	1 p.m. PT
Tuesday, April 5	Long Beach State	6 p.m. PT
Friday, April 8	San José State*	6 p.m. PT
Saturday, April 9	San José State*	6 p.m. PT
Sunday, April 10	San José State*	1 p.m. PT
Tuesday, April 12	at San Diego	6 p.m. PT
Thursday, April 14	at New Mexico*	6 p.m. MT
Friday, April 15	at New Mexico*	6 p.m. MT
Saturday, April 16	at New Mexico*	1 p.m. MT
Monday, April 18	San Diego	6 p.m. PT
Tuesday, April 19	at UC San Diego	6 p.m. PT
Thursday, April 21	Grand Canyon	6 p.m. PT
Friday, April 22	Grand Canyon	6 p.m. PT
Saturday, April 23	Stanford	6 p.m. PT
Sunday, April 24	Stanford	1 p.m. PT
Friday, April 29	at Fresno State*	6 p.m. PT
Saturday, April 30	at Fresno State*	3 p.m. PT
Sunday, May 1	at Fresno State*	1 p.m. PT
Tuesday, May 3	UC San Diego	6 p.m. PT
Wednesday, May 4	CSUN	6 p.m. PT
Friday, May 6	Air Force*	6 p.m. PT
Saturday, May 7	Air Force*	6 p.m. PT
Sunday, May 8	Air Force*	1 p.m. PT
Friday, May 13	Nevada*	6 p.m. PT
Saturday, May 14	Nevada*	6 p.m. PT
Sunday, May 15	Nevada*	1 p.m. PT
Thursday, May 19	at UNLV*	6 p.m. PT
Friday, May 20	at UNLV*	6 p.m. PT
Saturday, May 21	at UNLV*	Noon PT
Thurs.-Sun. May 26-29	Mountain West Tournament (San Diego, Calif.)	

+ - MLB4 Tournament (Scottsdale, Ariz.)
^ - Tony Gwynn Legacy (San Diego, Calif.)
* - Mountain West game

Game Week Preview

Fresno State (9-12, 3-3 MW) at San Diego State (5-15, 0-6 MW)

Friday, March 25 | 6 p.m. PT | Tony Gwynn Stadium
Coverage: Live Stats | MW Network
FS: Ixan Henderson, RHP (4-1, 1.27 ERA, 28.1 IP)
SDSU: Troy Melton, RHP (0-0, 0.00 ERA, 6.2 IP)

Sunday, March 27 | 1 p.m. PT | Tony Gwynn Stadium
Coverage: Live Stats | MW Network
FS: Roman Angelo, RHP (1-0, 4.58 ERA, 19.2 IP)
SDSU: TJ Fondtain, LHP (1-2, 4.07 ERA, 24.1 IP)

Saturday, March 26 | 6 p.m. PT | Tony Gwynn Stadium
Coverage: Live Stats | MW Network
FS: Jake Dixon, RHP (0-2, 2.83 ERA, 28.2 IP)
SDSU: Kelena Sauer, RHP (1-3, 3.75 ERA, 24.0 IP)



FS	Overall Statistical Comparison	SDSU
.289	Batting Average	.238
.367	On Base Percentage	.349
.430	Slugging Percentage	.322
4.98	Earned Run Average	4.77
2.78	Strikeout/Walk Ratio	2.14
.272	Opponent Batting Average	.251
.973	Fielding Percentage	.967

All-Time Series Record: SDSU leads 106-105

WHAT'S ON TAP FOR AZTEC BASEBALL

- > San Diego State resumes its Mountain West slate this weekend when it welcomes Fresno State to "America's Finest City" for a three-game series, March 25-27, at Tony Gwynn Stadium.
- > The first two encounters with the Bulldogs are scheduled to get underway at 6 p.m. PT, while Sunday's finale is scheduled for a 1 p.m. start.
- > In addition to live stats, all three games will be streamed live via the Mountain West Network, with Nick Rice handling the play-by-play responsibilities. Links to both live stats and the MW Network will be available on GoAztecs.com.

SETTING THE SCENE

- > SDSU snapped a seven-game slide on Tuesday with a big 14-7 victory at UC San Diego. In addition to their run production, the Aztecs set season highs with 14 hits and 12 RBIs vs. the Tritons.
- > As a staff, Aztec hurlers lead the Mountain West with a 4.77 ERA and a .251 opposing team batting average entering the weekend while ranking second with 199 strikeouts and 174 hits allowed.
- > On the national stage, SDSU ranks 64th in the country with an average of 10.0 strikeouts per nine innings.
- > Individually, three Aztec pitchers find themselves among the conference leaders in ERA, including Kelena Sauer (3.75), who ranks sixth, while TJ Fondtain (4.07) occupies the seventh spot, followed by Jacob Flores (4.62), who is slotted 10th.
- > In addition, Sauer has landed in the MW top 10 this week in ERA (6th, 3.75), strikeouts (1-6th, 27) and hits allowed (9th, 24).
- > Not to be outdone, Fondtain ranks fifth with a .222 opposing team batting average and is tied for the fifth spot in fewest hits allowed (20).
- > SDSU right-hander Troy Melton, who has missed the first three weeks of the 2022 campaign is expected to make his third consecutive start on Friday against Fresno State. Melton was named to the preseason all-Mountain West team in February.
- > Offensively, utility player Cole Carrigg has hit safely in eight straight games, batting .429 during that span, to raise his season average from .263 to a team-high .347, which ranks 12th in the Mountain West.
- > As a team, the Aztecs lead the league with 22 stolen bases and 31 attempts while ranking second with 12 sacrifice bunts.
- > Comparatively through 20 games last season, SDSU recorded just two sacrifice bunts.
- > Individually, Carrigg leads the MW with four sacrifice bunts, which is tied for 24th nationally, while Irvin Weems shares the second spot in the conference in that category with three.
- > Elsewhere, Caden Miller is tied for the MW lead with six stolen bases, while Carrigg ranks fifth with five thefts of his own.
- > Following this weekend's set vs. the Bulldogs, SDSU will play host to UC San Diego at Tony Gwynn Stadium on Tuesday, March 29 in the second of four installments in the newly christened Trolley Series. First pitch is set for 6 p.m. PT.

PROJECTED AZTEC STARTERS (Based on recent trends)

Position	Players	Avg.	AB	R	H	2B	3B	HR	RBI	BB	SO	SB-ATT
C	Poncho Ruiz	.264	72	10	19	4	0	1	11	15	15	0-0
1B	Brian Leonhardt	.226	62	9	14	1	0	2	9	4	14	1-1
2B	Cole Carrigg	.347	72	11	25	3	1	1	12	3	12	5-6
SS	Caden Miller	.320	75	12	24	0	1	1	11	14	16	6-7
3B	Kenny LeBeau	.152	33	7	5	2	0	0	3	6	7	0-0
LF	Johnny Giannola	.193	57	8	11	3	2	0	5	7	15	3-5
CF	Irvin Weems	.250	36	5	9	1	0	1	4	4	11	1-1
RF	Tyler Glowacki	.274	62	6	17	4	0	0	7	13	7	1-2
DH	Deron Johnson	.280	25	4	7	2	0	1	4	6	2	1-1

Pitching Rotation	ERA	W-L	G-GS-CG	Sv	IP	H	R	ER	BB	SO	B/Avg.
Fri. Troy Melton	0.00	0-0	3-2-0	0	6.2	3	2	0	2	8	.125
Sat. Kelena Sauer	3.75	1-3	5-5-0	0	24.0	24	15	10	13	27	.255
Sun. TJ Fondtain	4.07	1-2	5-4-0	0	24.1	20	12	11	9	18	.222

GENERAL INFORMATION

Location San Diego, Calif.
 Founded 1897
 Enrollment 33,870
 Nickname Aztecs
 Mascot Aztec Warrior
 Colors Scarlet and Black (Pantone 187)
 Conference Mountain West
 Affiliation Division I
 President Dr. Adela de la Torre
 Director of Athletics John David Wicker
 Faculty Representative Patrick Papin

BASEBALL COACHING STAFF

Head Coach Mark Martinez (Mesa State '84)
 Overall Record 220-165 (Eighth year)
 Record at SDSU 220-165 (Eighth year)
 Assistant Coach/Pitching Coach Shaun Cole (William Penn '04)
 Assistant Coach Sergio Brown (Cal State Fullerton '95)
 Volunteer Assistant Coach Chris Doyle (SDSU '17)
 Baseball Office Phone (619) 594-6889

BASEBALL SUPPORT STAFF

Director of Player Development/Camp Coordinator Eric Lally
 Student Manager Justin Lawrence
 Athletic Trainer Bronson Santillan
 Strength and Conditioning James Chassin

BASEBALL FACTS

2021 Record 30-16
 2021 MW Record 22-14
 Lettermen Returning/Lost 16/18
 Position Starters Returning/Lost 2/6
 Pitchers Returning/Lost 6/12
 Total Players Returning 23
 Newcomers 15
 Incoming Freshmen 10
 Division I Transfers 3
 JC Transfers 2

FACILITY

Home Field Tony Gwynn Stadium
 Capacity 3,000
 Surface Natural Grass
 Outfield Distances 340-365-410-365-340

SDSU MEDIA RELATIONS

Senior Assoc. AD Media Relations Mike May
 Office Phone (619) 594-5547
 Baseball Contact Jim Solien
 E-Mail jsolien@sdsu.edu
 Office Phone (619) 594-2576
 Athletics Website www.goaztecs.com
 Twitter/Instagram @goaztecs



HEAD COACH MARK MARTINEZ

> Mark Martinez is in his eighth season as head coach of the Aztecs and 17th overall as a member of the San Diego State staff after succeeding the late Tony Gwynn on August 20, 2014. He is just the fifth head coach in SDSU history since baseball was elevated to major sport status in 1936.
 > During his tenure as the Aztecs' head coach, Martinez has compiled a 220-165 record (.571), highlighted by three Mountain West tournament championships in 2015, 2017 and 2018. He has also posted a 106-78 ledger (.576) in conference regular-season games.
 > Since 2015, SDSU has garnered 30 all-Mountain West accolades under Martinez's tutelage, including back-to-back MW Pitchers of the Year Brett Seeburger (2017) and Garrett Hill (2018), as well as 2017 MW Player of the Year Danny Sheehan.
 > Additionally, Martinez has mentored three freshman All-Americans in Chase Calabuig (2015), Casey Schmitt (2018) and Jaden Fein (2019), with the latter also receiving Mountain West Co-Freshman of the Year distinction last year.
 > In 2017, Martinez recorded his 100th victory for the Scarlet and Black, becoming the fastest head coach in program history to reach the century mark in wins.
 > Not to be outdone, Martinez also became the fastest head coach in Mountain West history to win three conference championships when the Aztecs captured the title in 2018.
 > Martinez was hired as an assistant coach for the Aztecs in July of 2005 and served for nine years under head coach Tony Gwynn. During that time, he was promoted to the position of associate head coach.
 > Since his arrival on The Mesa as an assistant coach, Martinez has witnessed 49 SDSU players get drafted into the professional ranks, with 10 of those selections making the major leagues (Stephen Strasburg, Addison Reed, Justin Masterson, Bruce Billings, Quintin Berry, Lance Zawadzki, Greg Allen, Ty France, Seby Zavala and Alan Trejo).
 > Prior to his arrival at San Diego State, Martinez was an assistant coach at New Mexico for 17 seasons from 1989-2005. During his time as a hitting and infield coach, he helped develop the Lobos into one of the most prominent offensive teams in the country, with UNM ranking among the top 11 nationally in hitting over his final four seasons.
 > Martinez served as an assistant at his alma mater, Mesa State College (now Colorado Mesa University) in Grand Junction, Colorado, from 1984-88. He played shortstop at the school from 1982-84, earning all-conference and all-district honors as a senior.
 > Martinez graduated from Mesa State College (now Colorado Mesa) with a bachelor's degree in physical education in 1984 and completed his master's in sports administration at New Mexico in 1990.
 > During the offseason, Martinez signed a three-year contract extension that will keep him at San Diego State through the 2026 season.

2022 AZTEC BASEBALL ROSTER

No.	Player	Pos.	B-T	Ht.	Wt.	Yr.	Hometown / Last School
1	Caden Miller	IF	S-R	5-11	180	So.	Newhall, Calif. / Bishop Alemany HS
2	Brady Zavorek	IF	R-R	5-11	175	Fr.	Fresno, Calif. / Bullard HS
3	Kenny LeBeau	IF	L-R	5-10	175	R-Jr.	Granite Bay, Calif. / Sierra College
5	Fisher Pyatt	IF	S-R	6-0	180	So.	San Diego, Calif. / St. Augustine HS
8	Cole Carrigg	C/UTL	S-R	6-2	180	So.	Turlock, Calif. / Turlock HS
9	Charlie Rhee	OF	R-R	5-10	175	So.	San Diego, Calif. / St. Augustine HS
10	Tino Bethancourt	IF	R-R	6-2	190	R-Fr.	El Dorado Hills, Calif. / Oak Ridge HS
11	Avery Jones	RHP	R-R	6-6	215	Sr.	Gig Harbor Wash. / Central Arizona College
12	Max Foxcroft	IF	L-R	5-9	170	So.	Newport Coast, Calif. / Oregon
13	Alex Rodriguez	IF	R-R	6-2	180	R-Fr.	Upland, Calif. / USC
14	Irvin Weems	OF	R-R	6-0	190	Fr.	Las Vegas, Nev. / Durango HS
15	Xavier Carter	OF/IF	L-L	6-4	210	R-So.	Sacramento, Calif. / Capital Christian HS
18	Tyler Glowacki	OF	L-L	5-10	190	Fr.	San Diego, Calif. / Santana HS
21	Brian Leonhardt	IF/LHP	L-L	6-2	200	Jr.	San Diego, Calif. / Eastlake HS
22	Chris Canada	LHP	L-L	6-7	205	Fr.	Orange, Calif. / Orange Lutheran HS
23	Jonny Guzman	RHP	R-R	6-2	190	R-So.	Orange, Calif. / Orange Lutheran HS
24	Poncho Ruiz	C	R-R	6-2	195	So.	Tijuana, Mexico / Mater Dei HS (Chula Vista, Calif.)
25	Hunter Hargett	RHP	R-R	6-2	185	Fr.	San Diego, Calif. / Point Loma HS
26	Omar Serrano	RHP	R-R	6-4	170	Fr.	Downey, Calif. / Downey HS
27	Joseph Ingrassia	LHP	L-L	6-2	180	Fr.	San Diego, Calif. / Valhalla HS
28	TJ Fondtain	IF/LHP	L-L	6-4	190	So.	Clovis, Calif. / Buchanan HS
29	Robert Brodell	RHP	R-R	6-0	195	Jr.	Brawley, Calif. / Imperial Valley College
30	Hunter Cranton	RHP	R-R	6-3	195	R-So.	San Juan Capistrano, Calif. / Saddleback College
31	Blake Butcher	IF	L-R	6-0	200	Fr.	Newport Beach, Calif. / Corona del Mar HS
32	Ricky Tibbett	RHP	L-R	6-2	175	So.	San Diego, Calif. / Eastlake HS
35	Julian Jackson	RHP	L-R	6-8	225	So.	Powder Springs, Ga. / Eastern Kentucky
36	Jacob Flores	LHP	L-L	6-4	215	Sr.	Oxnard, Calif. / Rio Mesa HS
38	Ryan Faulks	RHP/IF	R-R	6-2	170	Fr.	Rancho Santa Margarita, Calif. / Trabuco Hills HS
39	Troy Melton	RHP	R-R	6-4	190	R-So.	Anaheim, Calif. / Canyon HS
40	Jaden Bercovich	RHP	R-R	6-2	210	Jr.	Reno, Nev. / Damonte HS
41	Deron Johnson	C	L-R	6-0	195	Jr.	Poway, Calif. / Poway HS
42	Shaun Montoya	OF	R-R	5-11	160	R-Fr.	Rancho Cucamonga, Calif. / UC Irvine
46	Trevor Hazelhurst	OF	L-L	6-2	210	R-So.	San Diego, Calif. / Grossmont College
47	Eldridge Armstrong III	RHP	R-R	6-2	205	Fr.	Simi Valley, Calif. / Monte Vista Academy
48	Johnny Giannola	UTL	R-R	5-11	210	R-Fr.	Dana Point, Calif. / Santa Margarita Catholic HS
50	Kelena Sauer	RHP	R-R	6-3	205	So.	Honolulu, Hawai'i / Kamehameha HS

Head Coach: 7 Mark Martinez (Mesa State, 1984; New Mexico, 1990), Eighth season
Assistant Coach/Pitching Coach: 0 Shaun Cole (William Penn, 2004), First season
Assistant Coach/Recruiting Coordinator: 20 Sergio Brown (Cal State Fullerton, 1995), First season
Volunteer Assistant Coach: 33 Chris Doyle (San Diego State, 2017)
Director of Player Development/Camp Coordinator: Eric Lally

AZTEC WEEKEND ROTATION

> For the second consecutive weekend, San Diego State will utilize the starting rotation of Troy Melton, Kelena Sauer and TJ Fondtain.

> Melton (0-0, 0.00 ERA) is expected to get the call for Friday's series opener against the Bulldogs. The Aztec right-hander made his second start of the season at San José State on March 18, allowing two unearned runs on three hits and one walk against four strikeouts in 4 2/3 innings. Last season, Melton finished among the Mountain West leaders in several categories, including strikeouts (2nd – 83), innings pitched (4th – 73.1), opposing batting average (8th – .291), wins (T-10th – 4), ERA (11th – 6.14) and fewest walks allowed (T-15th – 30). He also issued one walk or less in eight starts. The Anaheim, California, native enjoyed one of his finest collegiate performances against Fresno State last year on March 7, 2021, when he recorded his first career shutout. In that contest, Melton matched his career best with nine strikeouts while allowing just four hits and one walk in the complete-game victory, as the Aztecs romped to a 17-0 triumph. For that effort vs. the Bulldogs, he was named MW Pitcher of the Week.

> On Saturday, Kelena Sauer (1-3, 3.75 ERA) is slated to take the hill for the Scarlet and Black after enduring his shortest stint of the season at San José State last weekend. In the 8-7 setback to the Spartans, the SDSU sophomore absorbed the loss after giving up four runs (one earned) on four hits and five walks in just 2 2/3 innings. Despite going winless in his last four starts, Sauer still finds himself among the Mountain West leaders in several main categories this week, including ERA (6th, 3.75), strikeouts (T-6th, 27) and fewest hits allowed (9th, 24). Against UNLV at home on March 12, the Aztec right-hander struck out a career-high nine batters and gave up just one hit through the first five innings but was pulled in the top of the sixth after issuing a leadoff walk. Last month, Sauer emerged as the winning pitcher in SDSU's 4-3 victory over Houston at the MLB4 Tournament on Feb. 19. Against the Cougars, the Mililani, Hawai'i, product fanned six batters over five innings, surrendering just one run on three hits and two walks. As a true freshman in 2021, Sauer posted a 1-0 record with a 4.20 ERA, one save and 19 strikeouts in 15.0 innings over 14 games. In addition, he held opponents scoreless in his first four appearances and eight for the year.

> Meanwhile, TJ Fondtain (1-2, 4.07 ERA) is projected to make his second straight start and fifth of the season in Sunday's series finale. The SDSU left-hander returned to the rotation at San José State on March 20 and went six innings to tie his season-long stint but did not factor in the decision after yielding five runs on six hits and one walk in six innings to go with a trio of strikeouts. Despite a bullpen appearance vs. UNLV on March 11, Fondtain still ranks ninth in the MW this week with 24.1 innings pitched. In addition, the Clovis, California, native finds himself among the conference leaders in opposing batting average (5th, .222), fewest hits allowed (T-5th, 20), ERA (7th, 4.07) and fewest walks allowed (7th, 9). Fondtain garnered Mountain West Pitcher of the Week accolades after collecting his first career victory in the Aztecs' 7-1 triumph over Hawai'i in the Tony Gwynn Legacy on Feb. 25. Against the Rainbow Warriors, he tallied a career-high seven strikeouts, allowing just one unearned run on a scant three hits and no walks in 6.0 innings.

SERIES RECORD VS. FRESNO STATE

> After winning four of six games against the Bulldogs last season, San Diego State owns a slim 106-105 advantage in the all-time series. The two programs first met in 1939.

> The Aztecs have faced Fresno State more than any other team in school history.

> SDSU is 51-53 against the Bulldogs in San Diego, 48-49 in Fresno and 7-3 at neutral sites.

> During Mark Martinez's eight-year tenure as head coach on The Mesa, SDSU is 16-16 vs. Fresno State, including a 7-8 mark at home, an 8-7 ledger on the road and a 1-1 record on a neutral field.

> In Martinez's first year at the helm of the Aztecs in 2015, the Scarlet and Black split two games with the Bulldogs at the Mountain West Championship, dropping the opener, 15-7, before rebounding in game four with a 7-6 victory in 10 innings en route to the capturing the tournament crown.

> The last time SDSU battled Fresno State at Tony Gwynn Stadium in March 2021, the Aztecs forged a doubleheader split, countering a 3-2 setback with a huge 17-0 run-rule shutout, before securing the series victory with a 15-7 triumph in the rubber game.

> Troy Melton tossed his first career complete-game shutout in SDSU's whitewash of the Bulldogs in game two of that twin bill, matching his collegiate-best with nine strikeouts against four hits and one walk. The Aztec right-hander gave up all four hits with the bases empty and allowed just one runner to advance to third throughout the game. For his efforts, Melton collected Mountain West Pitcher of the Week honors.

> In six games against Fresno State last season, Caden Miller batted .545 (12-22) with seven RBIs and eight runs scored.

> In addition, Brian Leonhardt hit .435 (10-23) vs. the Bulldogs last year with 10 RBIs and five runs scored.

FRESNO STATE AT A GLANCE

> The Bulldogs are coming off a 19-7 defeat at home to Long Beach State on Tuesday, falling to 9-12 on the season.

> Fresno State sports an even 3-3 record in Mountain West play after winning two of three at home

2022 AZTEC GAME HIGHS

Team Batting

At bats.....	52, vs. Hawai'i (2-28-22)
Runs scored.....	14, at UC San Diego (3-22-22)
Hits.....	14, at UC San Diego (3-22-22)
RBI's.....	12, at UC San Diego (3-22-22)
Doubles.....	4, vs. UNLV (3-13-22)
Triples.....	1, Four times, last: at San José State (3-18-22)
Home runs.....	3, at San José State (3-20-22)
Total bases.....	20, vs. UNLV (3-13-22)
Walks.....	7, vs. Iowa (3-15-22), vs. Arizona State (3-6-22) and vs. Hawai'i (2-28-22)
Strikeouts.....	20, vs. Iowa (3-15-22)
Sacrifice hits.....	2, vs. Hawai'i (2-28-22) and vs. Utah (2-27-22)
Sacrifice flies.....	2, at UC San Diego (3-22-22)
Stolen bases.....	4, at San José State (3-20-22)
Hit by pitch.....	6, vs. Hawai'i (2-28-22)
Caught stealing.....	2, vs. Houston (2-19-22) and vs. California (2-20-22)
Runners LOB.....	17, vs. Hawai'i (2-28-22)
Hit into DP.....	3, at San José State (3-18-22)

Team Fielding

Putouts.....	45, vs. Hawai'i (2-28-22)
Assists.....	17, vs. Hawai'i (2-28-22)
Errors.....	3, at San José State (3-18-22) and vs. Hawai'i (2-25-22)
Passed balls.....	2, at UC San Diego (3-22-22)
Double Plays Turned.....	2, vs. Arizona State (3-5-22) and vs. Hawai'i (2-28-22)

Team Pitching

Innings pitched.....	15.0, vs. Hawai'i (2-28-22)
Runs allowed.....	13, vs. Arizona State (3-4-22) and at UC Irvine (2-22-22)
Earned runs.....	12, at UC Irvine (2-22-22)
Walks allowed.....	9, vs. TCU (2-18-22)
Strikeouts.....	21, vs. Hawai'i (2-28-22)
Hits allowed.....	19, vs. Arizona State (3-4-22)
Doubles allowed.....	4, vs. Arizona State (3-4-22)
Triples allowed.....	2, Three times, last: at UC San Diego (3-22-22)
Home Runs allowed.....	4, vs. Arizona State (3-4-22)
Wild pitches.....	8, vs. UNLV (3-12-22)
Hit batters.....	8, vs. Hawai'i (2-28-22)

Individual Batting

At bats.....	7, Cole Carrigg vs. Hawai'i (2-28-22)
Runs scored.....	2, Fourteen times, last: Cole Carrigg, Deron Johnson and Brian Leonhardt at UCSD (3-22-22)
Hits.....	3, Nine times: last: Cole Carrigg and Caden Miller (3-22-22)
RBI's.....	4, Caden Miller at UC San Diego (3-22-22)
Doubles.....	2, Tyler Glowacki vs. Iowa (3-15-22)
Triples.....	1, Four times, last: Caden Miller at UC San Diego (3-22-22)
Home runs.....	1, Nine times, last: Tino Bethancourt, Cole Carrigg and Deron Johnson at San José State (3-20-22)
Total Bases.....	6, Irvin Weems at San José State (3-19-22)
Walks.....	3, Poncho Ruiz at San José State (3-19-22)
Strikeouts.....	3, Four times, last: Poncho Ruiz at UC San Diego (3-22-22)
Sacrifice hits.....	2, Cole Carrigg vs. Utah (2-27-22)
Sacrifice flies.....	1, Five times, last: Tino Bethancourt and Caden Miller at UC San Diego (3-22-22)
Stolen bases.....	2, Cole Carrigg at San José State (3-20-22) and vs. UNLV (3-12-22)
Hit by pitch.....	3, Caden Miller vs. Hawai'i (2-28-22)
Caught stealing.....	1, Nine times, last: Johnny Giannola vs. Arizona State (3-6-22)
Runners LOB.....	6, Trevor Hazelhurst vs. Arizona State (3-6-22)

Individual Fielding

Putouts.....	18, Poncho Ruiz vs. Hawai'i (2-28-22)
Assists.....	8, Caden Miller at San José State (3-18-22)
Errors.....	2, Kelena Sauer Arizona State (3-5-22)
Passed balls.....	2, Deron Johnson at UC San Diego (3-22-22)

Individual Pitching

Innings pitched.....	6.1, Kelena Sauer vs. Arizona State (3-5-22)
Runs allowed.....	8, Robert Brodell vs. Arizona State (3-4-22)
Earned runs.....	6, Cole Carrigg vs. Iowa (3-15-22)
Walks allowed.....	5, Kelena Sauer at San José State (3-19-22) and Jacob Flores vs. UNLV (3-13-22)
Strikeouts.....	9, Kelena Sauer (3-12-22) and Jonny Guzman at UC Irvine (2-22-22)
Hits allowed.....	10, Kelena Sauer vs. Arizona State (3-5-22)
Doubles allowed.....	3, Troy Melton at San José State (3-18-22) and Ricky Tibbett vs. Arizona State (3-4-22)
Triples allowed.....	1, Eleven times, last: Joseph Ingrassia at UC San Diego (3-22-22)
Homers allowed.....	2, Three times, last: TJ Fondtain vs. Arizona State (3-4-22)
Wild pitches.....	4, Kelena Sauer vs. UNLV (3-12-22)
Hit batters.....	4, Kelena Sauer vs. UNLV (3-12-22)

2022 MOUNTAIN WEST STANDINGS (As of March 24)

Team	---Conference---			----Overall----			Strk
	W	L	Pct	W	L	Pct.	
UNLV	6	0	1.000	13	8	.619	W4
Nevada	5	3	.625	10	8	.556	W1
San José State	5	4	.556	12	9	.600	L1
Fresno State	3	3	.500	9	12	.450	L2
New Mexico	3	3	.500	9	12	.450	W1
Air Force	1	4	.200	7	12	.333	W1
San Diego State	0	6	.000	5	15	.211	W1

This Weekend in the MW

Friday, March 25

Fresno State at San Diego State, 6 p.m. PT

Nevada at Missouri State, 3 p.m. CT
 New Mexico at Air Force, 3 p.m. MT
 UNLV at San José State, 6 p.m. PT

Saturday, March 26

Fresno State at San Diego State, 6 p.m. PT

New Mexico at Air Force, Noon MT
 Nevada at Missouri State, 2 p.m. CT
 UNLV at San José State, 2 p.m. PT

Sunday, March 27

Fresno State at San Diego State, 1 p.m. PT

New Mexico at Air Force, Noon MT
 UNLV at San José State, Noon PT
 Nevada at Missouri State, 1 p.m. CT

Tuesday, March 29

UC San Diego at San Diego State, 6 p.m. PT

UC Davis at San José State, 2 p.m. PT
 Oregon at Nevada, 5 p.m. PT
 New Mexico at New Mexico State, 6 p.m. MT
 Arizona State at UNLV, 6 p.m. PT

Wednesday, March 30

Oregon State at Nevada, 1 p.m. PT
 San José State at Cal State Fullerton, 6 p.m. PT

Friday, April 1

San Diego State at Nevada, 6 p.m. PT

UNLV at New Mexico, 6 p.m. M
 San José State at USC, 6 p.m. PT
 Air Force at Fresno State, 6:05 p.m. PT



over preseason conference favorite Nevada last weekend. The Bulldogs captured the first two meetings by scores of 6-2 and 3-2 before dropping a narrow 7-6 decision in 10 innings in the finale.

- > Fresno State is 7-5 at home this year, 2-5 on the road and 0-2 at a neutral site.
- > The Bulldogs' scheduled starter for Friday's opener against the Aztecs, Ixan Henderson, improved to 4-1 this season after allowing one run on four hits and two walks with seven strikeouts in 6 2/3 innings vs. Nevada on March 18.
- > Henderson leads the Mountain West in several categories this week, including ERA (1.27), strikeouts (41) and opposing batting average (.196). The Fresno State right-hander is also tied for the top spot in the conference with four victories while tying for fifth in fewest hits allowed (20).
- > Meanwhile, Jake Dixon (0-2), who is pegged to start Saturday's showdown, pitched a season-long 7.0 innings in the second game of the Wolf Pack series but did not earn the decision. The junior hurler limited Nevada to one run on five hits to go with seven strikeouts.
- > Dixon also finds himself among the league leaders in strikeouts (2nd, 31), innings pitched (2nd, 28.2), ERA (4th, 2.83) and opposing batting average (9th, .250).
- > Rounding out the Bulldogs' weekend rotation is right-hander Roman Angelo (1-0, 4.58 ERA), who is scheduled to pitch on Sunday. A junior transfer from CSU Bakersfield, Angelo gave up four runs (three earned) on three hits and two walks in five innings in the series finale vs. Nevada on March 20, but did not factor in the decision.
- > Offensively, Fresno State is paced by catcher Zach Morgan, who leads the Mountain West with a .424 batting average and 12 doubles while tying for the top spot with 36 hits. The redshirt junior also ranks among the conference top 10 in slugging percentage (6th, .600) and on-base percentage (7th, .462).
- > Four additional Bulldog regulars enter the week with batting averages over .300, including infielder Ben Newton, who is tied for seventh in the MW with a .365 clip, followed by infielder Mason Grotto (.327), outfielder Ivan Luna (.325) and infielder Travis Welker (.303).
- > Elsewhere, Andrew Kachel tops the conference with 16 walks and ranks second with three sacrifice flies, while fellow infielder Josh Lauck is tied for fourth with four home runs.
- > Collectively, Fresno State pitchers lead the Mountain West with 200 strikeouts--just ahead of the Aztecs' 199--while ranking second and third, respectively, in ERA (4.98) and opposing team batting average (.272).
- > At the plate, the Bulldogs occupy the third position in the league with a .289 team batting average and rank fourth in both slugging percentage (.430) and on-base percentage (.367).
- > Fresno State will be making its second visit to "America's Finest City" in the last month weeks. The Bulldogs lost all three games at the Tony Gwynn Legacy, falling to Utah (2-1) and Hawai'i (8-4) at Tony Gwynn Stadium, sandwiched around a 4-0 shutout at the University of San Diego.
- > Mike Batesole is in his 20th season as head coach at Fresno State, compiling a record of 621-485-1 (.561) with the Bulldog program, highlighted by an NCAA College World Series title and National Coach of the Year honors in 2008. A native of Anaheim, California, Batesole guided Fresno State to Mountain West regular-season titles in 2016 and 2019 to go with a conference tournament crown in 2019. Prior to his arrival in the Central Valley, Batesole was the head coach at Cal State Northridge for seven years from 1996-2002, amassing a record of 256-158-1, including a pair of NCAA tournament appearances and two conference championships. He also was named National Coach of the Year in 1998 by Collegiate Baseball magazine. Batesole played collegiately at Oral Roberts from 1983-85 before spending four seasons in the Los Angeles Dodgers' farm system from 1985-88, appearing in the Florida State League All-Star Game in 1987. He returned to school to earn his bachelor's degree (1990) and master's degree (1992) from Cal State Fullerton. In all, Batesole has coached 68 first-team all-conference selections, 39 All-Americans and nine freshman All-Americans during his career, while 87 of his players have been selected in the MLB Draft.

TOUGH AT HOME

- > Since the start of the 2012 season, San Diego State is 178-114 (.610) when playing at home.
- > In 2018, the Aztecs set a program record with 25 home victories at Tony Gwynn Stadium (since 1997), besting the previous standard of 24 set in 1997, 2002 and 2014.

RECAPPING THE UCSD GAME

- > San Diego State erupted for six runs in the sixth inning on Tuesday night to overtake UC San Diego and claim a 14-7 victory in the first game of the newly christened Trolley Series at Triton Ballpark.
- > The Aztecs set season highs with 14 runs and 14 hits to snap a seven-game losing streak, while the Tritons (7-13) fell for the 11th time in their last 12 games.
- > Eight of SDSU's nine position starters recorded at least one hit, including three apiece by Cole Carrigg and Caden Miller, the latter of whom tied his career high with four RBIs. Not to be outdone, Carrigg totaled two RBIs and two runs scored as well, along with Deron Johnson and Brian Leonhardt.
- > In all, the Aztecs had 11 players score at least one run, including late-inning substitutes Xavier Carter and Kenny LeBeau.
- > SDSU, which employed seven pitchers on the night, survived five extra base hits, including a three-run homer that provided the host school a 4-3 advantage in the bottom of the fourth inning.
- > However, the Aztecs seized control in the top of the sixth with six runs on five hits, capped by Leonhardt's two-run double with two outs. Tino Bethancourt led off the frame with a base hit to center, advanced on a sacrifice bunt and promptly scored on Tyler Glowacki's opposite-way single to left field. Miller, who previously walked, also raced home on Carrigg's run-scoring single, while Glowacki touched the plate thanks to Johnson's hot smash through the right side.
- > Shortly thereafter, Johnny Giannola was hit by a pitch and Carrigg soon followed with a straight steal of home before Leonhardt's game-breaking hit gave the Scarlet and Black a 9-4 cushion.
- > The Aztecs padded their lead to 10-4 in the seventh when Carrigg knocked in Irvin Weems with his third hit of the evening, a solid single to left. Weems drew a lead-off walk, advanced to second on a Miller single before moving to third on a fielder's choice.
- > The Tritons narrowed the gap to 10-7 with three runs on two hits and an error in the bottom of the inning.
- > However, the Scarlet and Black put the game essentially out of reach with three markers of its own in the top of the eighth. The Aztecs loaded the bases after Johnson and Carter were issued walks, while Leonhardt reached on a fielding error at third base. Bethancourt was

subsequently hit by a pitch to bring in Johnson. After a strikeout, Miller cleared the bases with a triple down the right-field line to account for the 14-7 final score.

- > SDSU's fourth pitcher of the night, Jonny Guzman (1-2) picked up his first collegiate victory after tossing one scoreless inning with a pair of strikeouts, taking the mound with two out in the fifth before exiting with one gone in the sixth. Jacob Flores started for the Aztecs, tossing 2 2/3 scoreless innings during which he gave up one unearned run on four hits and two walks against four strikeouts.
- > Seven SDSU hurlers combined for 12 strikeouts on the night, marking the 11th time this season, the Aztec staff has fanned 10 or more batters in a game.

YOUTH SHALL BE SERVED

- > In all, San Diego State has had 19 of 37 players make their initial appearances in an Aztec uniform this season, including 10 true freshmen.
- > Tyler Glowacki, a true freshman from nearby Santana High School, has started 18 games in the outfield (13 RF, 5 LF) and leads all SDSU rookies with a .274 batting average, 17 hits and seven RBIs while sharing the top spot on the squad with four doubles.
- > Another outfielder Irvin Weems has started 10 of 13 games, including the last four, batting .412 in that stretch (7-17) with four RBIs and four runs scored.
- > In last Saturday's contest at San José State that was completed the following day due to rain, Weems went 3-for-5 with three RBIs and two runs scored, highlighted by his first collegiate homer, a two-run shot in the eighth. In the series finale against the Spartans, the Las Vegas native added two more hits and swiped his first career base.
- > After sitting out the 2021 campaign as a redshirt, Johnny Giannola has made 15 starts this season, including 12 in left field and three at designated hitter. The Dana Point, California, native has had three games with multiple hits thus far, including the Aztecs' 7-1 triumph over Hawai'i in the Tony Gwynn Legacy on Feb. 25, when he scored two runs and drove in another. Giannola has two triples this season, which is tied for third in the Mountain West.

NOTING THE ARIZONA STATE SERIES

- > With its 4-3 triumph over ASU on March 6, the Aztecs snapped a four-game losing streak and moved to 16-18 in the all-time series vs. the Sun Devils.
- > In addition, San Diego State defeated ASU for the first time since March 29, 1985, when the Scarlet and Black captured a 9-4 decision at the UC Riverside Invitational.
- > In the series finale victory, Tyler Glowacki logged his second multi-hit game of the week and first of the series, highlighted by the go-ahead RBI single in the sixth.
- > Kenny LeBeau, who scored the eventual game-winning run in that contest, previously reached base courtesy of his first double as an Aztec.
- > On the mound, Aztec starter Jacob Flores picked up his first win since March 1, 2020 (vs. Oregon State), while reliever Jonny Guzman earned his first career save.
- > In SDSU's 6-4 setback on Saturday, Caden Miller and Trevor Hazelhurst each homered for the first time in a Scarlet and Black uniform.
- > Freshman Brady Zavorek earned his first career start in the series opener at designated hitter.

STRIKEOUTS GALORE

- > San Diego State has recorded double-digit strikeouts in 11 of 20 games this year, including a season-high 21 vs. Hawai'i in 15 innings on Feb. 28.
- > Jonny Guzman and Kelena Sauer share the team's single-game high this year with nine strikeouts, marking career bests for both players. Guzman fanned nine hitters in his first collegiate start at UC Irvine on Feb. 22, while Sauer accomplished the feat against UNLV on March 12.
- > In addition, two other Aztec starters have compiled career-best strikeout totals already this season: TJ Fondtain (7 vs. Hawai'i, Feb. 25) and Jacob Flores (7 vs. Utah, Feb. 27).
- > Entering the weekend, SDSU leads the Mountain West with 10.0 strikeouts per nine innings, which ranks 64th in the nation.
- > SDSU recorded 27 games with 10 or more strikeouts during the 2019 campaign, marking the most double-digit strikeout performances for the Scarlet and Black in the MW era (since 2000). SDSU surpassed the previous MW record of 23 set in a 10-6 win at Fresno State on May 11, 2019.
- > Last season, the Scarlet and Black registered 10 or more strikeouts in 18 games, notching a 15-3 record in those contests.
- > The Aztecs posted double-digit strikeouts in their last six home games of the 2021 campaign, including a combined 33 Ks in their three-game sweep over San José State, May 8-9, 2021.
- > Previously, in San Diego State's sweep of Dixie State, April 24-25, 2021, Trailblazer hitters were punched out 42 times during the series, including 15 in the doubleheader opener, which marked a season-high for the SDSU staff.
- > During the shortened 2020 season, the SDSU pitching staff completed seven games with 10 strikeouts: vs. Virginia Tech, Cal State Fullerton, Iowa, Nebraska, at UC Irvine and twice against Oregon State. Not surprisingly, the Scarlet and Black went 6-1 in those contests.
- > Dating back to 2019, the Aztecs are 40-23 in their last 63 games when striking out 10 or more batters.

STREAKING AZTECS

- > Cole Carrigg has reached base safely in 10 consecutive games and owns the team's longest current hitting streak of eight straight outings. During that span, the Turlock, California, native has hit .429, raising his season batting average from .263 to .347.
- > Tina Bethancourt has hit safely in seven straight games, followed by Caden Miller (6) and Irvin Weems (4).
- > Poncho Ruiz had his nine-game hitting streak snapped in the second game of the Arizona State series on March 6. Ruiz's streak marks the team's longest this season.
- > Carrigg and Miller lead the Scarlet and Black with multiple hits in seven games. In fact, Carrigg has compiled three hits on three occasions in his last 10 outings.
- > Not to be outdone, Carrigg has recorded two RBIs in back-to-back games and five times in his last 10 starts.
- > Miller and Ruiz are the only two Aztecs to start all 20 games this year. Miller has made 20 starts at shortstop, while Ruiz has earned 16 starts at catcher and four at designated hitter.
- > As the team's leadoff hitter, Miller is the lone Aztec to appear in the same spot in the batting order throughout the season.
- > In addition, Carrigg, Bethancourt and Tyler Glowacki are tied for the third on the squad with 18 starts apiece. Carrigg has made nine starts in center,

2022 SITUATIONAL RECORDS

Overall.....	5-15
Home.....	3-9 L5
Road.....	1-4 W1
Neutral.....	1-2 L1
Current Streak.....	W1
Last 5.....	1-4
Last 10.....	2-8
Day Games.....	2-5 L3
Night Games (after 5 p.m.).....	3-10 W1
Mountain West games.....	0-6 L6
Mountain West home games.....	0-3 L3
Mountain West road games.....	0-3 W2
Non-conference games.....	5-9 W1
Games vs. WCC.....	0-0 L1
Games vs. Big West.....	2-3 W1
Games vs. Pac-12.....	2-4 W1
Following loss.....	5-10 W1
Following win.....	0-4 L4
February.....	3-5 L1
March.....	2-10 W1
April.....	0-0 L3
May.....	0-0 W2
in California.....	4-13 W1
in Arizona.....	1-2 L1
in Nevada.....	0-0 L6
in Colorado.....	0-0 W3
in New Mexico.....	0-0 W2
Leading after 6.....	4-5 W1
Trailing after 6.....	1-9 L6
Tied after 6.....	0-1 L1
Leading after 7.....	4-4 W1
Trailing after 7.....	0-11 L11
Tied after 7.....	0-0 W2
Leading after 8.....	4-1 W4
Trailing after 8.....	0-12 L12
Tied after 8.....	0-2 L2
Extra Innings.....	0-2 L2
Walk-offs.....	1-1 L1
One-run games.....	3-5 L4
Run-rule games.....	0-0 L1
Aztecs score first.....	3-4 W1
Opponent scores first.....	2-11 L5
Shutouts.....	0-1 L1
Aztecs score 0-2 runs.....	0-4 L8
Aztecs score 3-5 runs.....	3-8 W1
Aztecs score 6 or more runs.....	2-3 W1
Aztecs hit 0 home runs.....	5-10 W1
Aztecs hit a home run.....	0-5 L5
Regular Season Series Openers.....	0-3 L4
Regular Season Series Finales.....	1-2 L2
on Monday.....	0-1 L1
on Tuesday.....	1-3 L2
on Friday.....	1-4 L3
on Saturday.....	1-4 L4
on Sunday.....	2-3 L2
Aztecs make no errors.....	0-3 L3
Opponent makes no errors.....	2-6 L3
Aztecs outhit opponent.....	3-1 W1
Opponent outhits Aztecs.....	1-9 L8
Hits are tied.....	0-1 L1

five at second base, three at catcher and once each at pitcher and designated hitter. Bethancourt has cracked the starting lineup 10 times at first base and on eight occasions at third. Glowacki, meanwhile, has earned 13 starts in right field and five in left.

REWIND: THE 15-INNING MARATHON VS. HAWAII

- > After winning two of three games in the Tony Gwynn Legacy, San Diego State faced Hawaii in a 15-inning contest on Monday that lasted six hours and 14 minutes, with the Rainbow Warriors prevailing by an 8-5 count.
- > The Aztecs' 15-inning affair was their longest game since April 19, 2013, when the Scarlet and Black dropped a 9-8 decision at UNLV in 17 innings.
- > Both teams squandered numerous scoring chances, combining for 32 runners left on base, including 17 for SDSU and 15 for the visitors.
- > In addition, the Aztecs and Warriors collectively used 16 pitchers on the night, including nine for Hawaii and seven for SDSU.
- > SDSU hurlers struck out a season-high 21 batters, including a career-best seven from reliever Jadon Bercovich.
- > Aztec hitters were plunked six times, including Caden Miller, who was victimized on three occasions.
- > Kenny LeBeau (2B) and Blake Butcher (3B) each received their first starting assignments for the Scarlet and Black, while pinch hitter Brady Zavorek and reliever Omar Serrano logged their first collegiate appearances.
- > LeBeau drove in his first two runs as an Aztec with a single in the bottom of the seventh.
- > In all, San Diego State used 25 players on its 37-man roster during the contest.

GOING, GOING, GONE

- > San Diego State has emerged victorious in 43 of its last 60 games dating back to 2019 when launching one out of the park.
- > The Aztecs homered in 29 of 46 games last season, posting a 21-8 record in those contests.
- > SDSU went 17-5 during the 2019 campaign when going yard and 5-2 in 2020.
- > Ironically, the Aztecs have not homered in any of their five victories thus far in 2022.

OTHER TRENDS

- > The Aztecs are 97-23 in their last 120 games when scoring five or more runs, including a stellar 29-6 record last year after posting a 6-2 mark in 2020.
- > San Diego State is 63-33 in its last 96 games following a loss, including an 11-5 mark in 2021. The Scarlet and Black is off to a 5-10 start this season in games following a loss.
- > Since allowing three runs in the top of the ninth to then-No. 17 TCU in the season opener, SDSU has won four straight games when leading after eight innings.
- > The Aztecs are 3-5 so far this year in one-run games, recording all three victories in that category by 4-3 scores.
- > San Diego State has posted a 12-7 record in Sunday games since the start of the 2021 campaign.

GLOWACKI NAMED MW FRESHMAN OF THE WEEK ON MARCH 7

- > San Diego State's Tyler Glowacki collected Mountain West Freshman of the Week honors, the league office announced on March 7.
- > In four starts from Feb. 28-March 6, Glowacki led the Aztecs with a .375 batting average (6-16), six hits and a .500 on-base percentage. >Against Hawaii on Feb. 28, the SDSU outfielder set career highs with three hits and two runs scored, though the Scarlet and Black dropped an 8-5 decision in 15 innings. In that game, he singled and scored the tying run in the bottom of the eighth that sent the contest into extra innings.
- > An alumnus of nearby Santana High School, Glowacki closed out the week with a 2-for-4 effort in the series finale vs. Arizona State on March 6, driving in the go-ahead run with a sharp single to center field in the sixth inning to help the Aztecs secure a 4-3 victory and snap a four-game losing streak.
- > In addition, Glowacki made three putouts without an error on the week for a clean 1.000 fielding percentage.
- > With his award, Glowacki received his first conference weekly certificate and SDSU's third of the season after Alex Rodriguez garnered Freshman of the Week accolades on Feb. 21 and TJ Fondtain merited Pitcher of the Week distinction on Feb. 28.

FONDTAIN TABBED MW PITCHER OF THE WEEK ON FEB. 28

- > San Diego State sophomore TJ Fondtain was named Mountain West Pitcher of the Week by the league office on Feb. 28.
- > In just his second career start on the mound, Fondtain earned his first collegiate victory after helping SDSU post a 7-1 triumph over Hawaii at the Tony Gwynn Legacy on Feb. 25.
- > Against the Rainbow Warriors, the Aztec left-hander recorded a career-high seven strikeouts, yielding just one unearned run on a scant three hits and no walks in 6.0 innings.
- > A native of Clovis, California, Fondtain retired the first 13 Hawaii hitters, notching five of his strikeouts in that span. He also helped his cause by picking off a runner at second base in the top of the fifth inning.

- > In addition, Fondtain displayed great control in his start vs. the Warriors, reaching ball three in the pitching count just once against 21 batters faced.

RODRIGUEZ NETS MW FRESHMAN OF THE WEEK HONORS ON FEB. 21

- > San Diego State's Alex Rodriguez was named Mountain West Baseball Freshman of the Week for his performance at the season-opening MLB4 Tournament, held Feb. 18-20 in Scottsdale, Arizona.
- > Rodriguez started all three games at second base for the Aztecs at the prestigious event, leading the team with a .500 batting average and a .600 on-base percentage while tying for the top spot with four hits.
- > A native of Rancho Cucamonga, California, Rodriguez went 3-for-4 with an RBI in his collegiate debut against No. 17 TCU in the opener on Friday, posting singles in his first two career at-bats. He also drove in his first collegiate run after reaching on a fielder's choice in the bottom of the sixth, giving SDSU a 3-2 lead that held up until the bottom of the ninth.
- > Against Houston on Feb. 19, Rodriguez was hit by a pitch and scored during the Aztecs' pivotal three-run outburst in the fifth inning, as the Scarlet and Black held on for its first win of the year in a 4-3 victory.
- > Rodriguez then wrapped up the tournament with a 1-for-3 effort at the plate vs. California on Feb. 20.
- > As a second baseman, Rodriguez did not commit an error in five chances for the weekend, finishing with a clean 1.000 fielding percentage.

NEWCOMERS READY TO STEP IN

- > San Diego State has added 15 newcomers for 2022, including 10 true freshmen, three Division I transfers and two junior college players.
- > Among the Aztecs to start this weekend is infielder Alex Rodriguez, who utilized his redshirt season at USC in 2021 after graduating from Damien High School in La Verne, California, where he was a prep teammate of SDSU outfielder Shaun Montoya. Rodriguez was listed as the No. 20 shortstop in California for the class of 2020 by Perfect Game and was an all-Baseline League selection in 2018 and 2019.
- > SDSU also expects a big splash from freshman outfielder Irvin Weems, who was ranked as the No. 4 outfielder and seventh-best player overall in Nevada for the class of 2021, according to Perfect Game. A graduate of Durango High School in Las Vegas, Weems earned first-team all-Southern Nevada honors by the Las Vegas Review-Journal as a senior after batting .561 (23-41) with four homers, nine doubles and 27 RBIs in just 15 games, according to MaxPreps. He also scored 20 runs and stole 13 bases in 16 attempts while posting a 1.121 slugging percentage and a .636 on-base percentage.
- > Another freshman who has impressed in camp is outfielder Tyler Glowacki, a local product who brings a winning pedigree to The Mesa from nearby Santana High School, which captured the Grossmont Valley League championship in 2021 and advanced to the third round of CIF San Diego Section Open Division playoffs. Glowacki capped the year with an appearance in the CIF San Diego Section All-Star game at Petco Park. He earned a No. 21 ranking among outfielders in California for the class of 2021.
- > Although he has been with the program for two years, Tino Bethancourt will see his first collegiate action for the Scarlet and Black this year in the infield. Bethancourt sat out as a redshirt in 2021 after graduating from Oak Ridge High School in El Dorado Hills, California, where his senior season was limited to three games due to the COVID-19 pandemic. According to MaxPreps, he played 78 games during his prep career, batting .285 with three homers, 16 doubles, 37 RBIs and 50 runs scored while posting 12 stolen bases and a .427 on-base percentage.
- > Likewise, right-handed pitcher Jadon Bercovich is another player who utilized his redshirt season in 2021 but looks ready to step into a relief role during the upcoming 2022 campaign. A graduate of Damonte Ranch High School in Reno, Nevada, Bercovich twice garnered all-conference accolades and was ranked as the No. 2 right-handed pitcher in that state for the class of 2020 by Perfect Game. He once set a school record with 13 strikeouts in a single game and also played for the Athletics squad at the prestigious Area Code games.
- > Robert Brodell will be looking to secure a spot in the bullpen as well after playing two seasons at Imperial Valley College, where he struck out 59 batters in 53.1 innings on the mound. He ranked 23rd in the state as a freshman in 2019 with 10.31 strikeouts per nine innings. Brodell starred at Brawley Union High School, where he was a first-team all-conference selection and two-time MVP. The right-handed hurler contributed to a team that won three straight Imperial Valley League championships to go with a CIF San Diego Section Division III title as junior in 2017.
- > Omar Serrano is another rookie pitcher who brings impressive credentials with him to The Mesa after a stellar prep career at Downey High School, where he earned all-CIF Southern Section Division IV honors as a senior after recording a 1.50 ERA in 12 appearances with 85 strikeouts in 70.0 innings, according to MaxPreps. Serrano tossed three shutouts in five of his victories that season, including a perfect game vs. Westlake in the first round of the CIF playoffs.
- > UC Irvine transfer Shaun Montoya and utility player Johnny Giannola are two redshirt freshmen who will be vying for playing time as well this season after sitting out the 2021 season.

AZTECS PICKED THIRD IN MOUNTAIN WEST PRESEASON POLL

- > In a vote of the league's seven head coaches, San Diego State was pegged for a third-place finish in the 2022 Mountain West preseason poll, as announced by the conference office on Feb. 10.
- > The Aztecs garnered a total of 25 points, trailing preseason favorite Nevada (36 pts), which received six first-place votes, and second-place UNLV (29 pts), which netted the remaining first-place vote. Fresno State

landed in the fourth spot just behind SDSU with 23 points, while Air Force (15 pts) was a distant fifth, followed by New Mexico (11 pts) and San José State (7 pts).

2022 MW Preseason Coaches Poll

Rank	Team (1st-place votes)	Pts.
1.	Nevada (6)	36
2.	UNLV (1)	29
3.	San Diego State	25
4.	Fresno State	23
5.	Air Force	16
6.	New Mexico	11
7.	San José State	7

MELTON NAMED TO PRESEASON ALL-MOUNTAIN WEST TEAM

- > Starting pitcher Troy Melton earned a spot on the preseason all-Mountain West team announced on Feb. 10.
- > A native of Anaheim, California, Melton finished among the Mountain West leaders in several categories last year, including strikeouts (2nd), innings pitched (4th), opposing batting average (8th – .291), wins (T-10th) and ERA (11th). The Aztec junior also issued one walk or less in eight of his appearances.
- > In addition, Melton received MW Pitcher of the Week recognition after recording his first career shutout vs. Fresno State on March 7, 2021. Against the Bulldogs, he matched his collegiate best with nine strikeouts, allowing just four hits and one walk in the complete-game victory, as SDSU rolled to a 17-0 rout at home.
- > Prior to the 2021 campaign, Melton was named to the USA Golden Spikes Award Preseason Watch List and was ranked 79th on D1Baseball.com’s Top 100 college draft prospects.
- > In 2020, Melton collected all-Mountain West accolades in a stellar season that was cut short due to the COVID-19 pandemic, logging a 3-1 record with a 3.22 ERA and 26 strikeouts. He shared the conference lead with three victories, which was tied for 23rd nationally, while his strikeouts and opposing batting average (.192) ranked second and third in the MW, respectively.

MARTINEZ SIGNS CONTRACT EXTENSION

- > During the offseason, San Diego State head coach Mark Martinez signed a three-year contract extension that will keep him in the Aztec dugout through the 2026 season.
- “Mark has been a tremendous asset to our baseball program, and I look forward to him continuing the success our teams have found on the field and in the classroom,” said SDSU director of athletics John David Wicker. “Mark does a great job developing the overall student-athlete, and the young men in our program have certainly benefited, as has our entire Aztec community.”
- > Entering his eighth season as head coach at SDSU, Martinez has compiled a 215-150 record (.589), highlighted by three Mountain West tournament championships and a trio of NCAA regional appearances in 2015, 2017, 2018.
- “I am very excited for the opportunity to maintain the tradition of excellence that has been established here at San Diego State,” Martinez said. “I am extremely grateful for the support of our administration, alumni and Aztec community. Our program takes tremendous pride in competing for championships and developing young men into outstanding students, athletes and leaders.”

NEW FACES ON THE COACHING STAFF

- > San Diego State head coach Mark Martinez filled two vacancies with a pair of prominent hires over the summer, as Shaun Cole accepted the pitching coach position, while Sergio Brown assumed the role of assistant coach/recruiting coordinator.
- > Cole arrives on The Mesa after a two-year stint at Eastern Kentucky University, where he served as the Colonels’ associate head coach/pitching coach in 2019-20.
- > During his tenure, Cole developed and guided one of ECU’s most successful pitching staffs while enrolling three of the highest ranked recruiting classes in program history.
- > In Cole’s first season in 2019, ECU set team records for strikeouts (510) and lowest opposing batting average (.258) while logging the most victories (32) since 2004 and lowest team ERA (4.79) since 2008.
- > Prior to his stint in the Bluegrass State, Cole served as coordinator for player development with the San Diego Padres, where he was involved in all aspects of baseball operations, scouting and player development.
- > Among his countless duties with the Padres, Cole assisted in player development for the team’s minor league system, which was ranked No. 1 in MLB in 2018, including the Padres Dominican Republic Academy.
- > In 2016, Cole was also the pitching coach for the Tri-City Dust Devils, the Padres’ short-season Class A affiliate based in Pasco, Washington, where he developed the organization’s top pitching prospects.
- > In 2017, Cole served as the coordinator for San Diego’s spring training facility in Arizona. In that role, he oversaw the daily operations of mini-camp, extended spring training, as well as two rookie ball teams during the Arizona Fall League. He also managed the AZL Padres that season.
- > From June 2014 to Sept. 2015, Cole served as the director of the 18U National Team for USA Baseball. Among his responsibilities was managing the Tournament of Stars presented by MLB and the 17U National Team Identification Series – both primary selection vehicles for the 18U National Team.
- > Prior to his hire at USA Baseball, Cole spent six seasons at Arizona from 2009-14, serving one year as the Wildcats’ director of baseball operations before he was elevated to pitching coach. During Cole’s tenure, Arizona made four NCAA regional appearances, highlighted by a College World Series title in 2012, the same season he was named National Pitching Coach of the Year by Collegiate Baseball newspaper.
- > Brown, meanwhile, who has a long association with perennial national power Cal State Fullerton both as a player and coach, arrived at SDSU after serving as the Titans’ associate head coach/recruiting coordinator in 2020 and 2021.
- > Brown brings a plethora of postseason experience with him to “America’s Finest City”, having participated in eight NCAA Regionals, six NCAA Super Regionals and four College World Series as a coach and player. In addition, Brown is one of only two coaches in the history of college baseball to go

AZTECS AMONG MOUNTAIN WEST TOP 20 (ALL GAMES AS OF MARCH 24)		
Tino Bethancourt		
Stolen Bases.....	2	T-15th
Walks.....	9	T-16th
Cole Carrigg		
Sacrifice Bunts.....	4	1st
Stolen Bases.....	5	5th
Batting Average.....	.347	12th
Total Bases.....	33	19th
RBI's.....	12	T-19th
Johnny Giannola		
Stolen Bases.....	3	T-11th
Tyler Glowacki		
Walks.....	13	T-8th
On-Base Percentage.....	.416	T-15th
Doubles.....	4	T-20th
Brian Leonhardt		
Home Runs.....	2	T-17th
Caden Miller		
Stolen Bases.....	6	T-1st
Walks.....	14	T-3rd
Hit by Pitch.....	5	T-3rd
On-Base Percentage.....	.453	10th
Hits.....	15	T-10th
Runs Scored.....	12	T-20th
Poncho Ruiz		
Walks.....	15	2nd
Sacrifice Flies.....	2	T-3rd
On-Base Percentage.....	.396	20th
Doubles.....	4	T-20th
Jadon Bercovich		
Games Finished.....	7	3rd
Saves.....	1	T-7th
Robert Brodell		
Games Finished.....	5	T-5th
Jacob Flores		
Strikeouts.....	28	T-4th
Opp. Batting Average.....	.240	7th
Fewest Hits Allowed.....	23	T-7th
Innings Pitched.....	25.1	8th
Earned Run Average.....	4.62	10th
Fewest Walks Allowed.....	16	T-15th
TJ Fondtain		
Opp. Batting Average.....	.222	5th
Fewest Hits Allowed.....	20	T-5th
Earned Run Average.....	4.07	7th
Fewest Walks Allowed.....	9	7th
Innings Pitched.....	24.1	9th
Strikeouts.....	18	T-10th
Jonny Guzman		
Saves.....	1	T-7th
Kelena Sauer		
Earned Run Average.....	3.75	6th
Strikeouts.....	27	T-6th
Fewest Hits Allowed.....	24	9th
Innings Pitched.....	24.0	10th
Opp. Batting Average.....	.255	11th
Fewest Walks Allowed.....	13	13th
Ricky Tibbett		
Saves.....	1	T-7th

to the College World Series with three different programs – Cal State Fullerton, UC Irvine and Arizona.

> Throughout his career, Brown has recruited and/or coached 35 players with Major League Baseball experience.

> Prior to his most recent stint at Fullerton, Brown spent four years at Arizona from 2016-19, helping the Wildcats to consecutive NCAA Tournament berths in his first two seasons, highlighted by a runner-up finish at the 2016 College World Series.

> During his tenure in Tucson, five position players garnered multiple All-America honors by an array of national publications, while two student-athletes were named Freshmen All-Americans.

> Brown was an infielder on Cal State Fullerton's 1995 national championship team after transferring from Cal Poly Pomona, where he competed from 1991-93. While at CPP, he was a member of Bronco squads that captured the CCAA co-championship in 1991 and earned a spot in the 1993 NCAA Division II West Regionals.

MR. UTILITY

> Cole Carrigg displayed his versatility in his first year on The Mesa in 2021, appearing in six different positions for the Aztecs.

> The Turlock, California, native made 21 starts at third, five in left field, three in center, three at second base and one at designated hitter.

> Not to be outdone, Carrigg has made two appearances as a relief pitcher, allowing two unearned runs on three hits and a walk in 1 1/3 innings.

> During a three-game series at Air Force in the penultimate weekend of the regular season, Carrigg hit .545 (6-11) with five RBIs and seven runs scored.

> In 2022, Carrigg has made nine starts in center, five at second base and three behind the plate. Additionally, the SDSU sophomore made his first career start on the mound vs. Iowa on March 15.

LOCAL HEROES

> San Diego State boasts 11 players on its current roster who are alumni of San Diego County high schools, including Brian Leonhardt and Ricky Tibbett (Eastlake); Fisher Pyatt and Charlie Rhee (St. Augustine); Joseph Ingrassia (Valhalla); Trevor Hazelhurst (Granite Hills), Deron Johnson (Poway); Evan Sipe (San Marcos); Poncho Ruiz (Mater Dei Catholic), Tyler Glowacki (Santana) and Hunter Hargett (Point Loma).

AZTECS IN MLB DRAFT

> Since 1965, San Diego State has had 223 student-athletes chosen in the MLB First-Year Player Draft.

> In 2021, the Aztecs had five players picked in the MLB Draft, giving the Scarlet and Black 28 selections overall since 2015.

> Infielder Mike Jarvis was selected by Pittsburgh in the sixth round with the 163rd pick, while catcher Wyatt Hendrie also went to the Pirates shortly thereafter in the seventh round in the 193rd spot overall.

> In addition, the New York Mets grabbed center fielder Matt Rudick in the 13th round (382nd overall); right fielder Jaden Fein was selected by the Washington Nationals in the 15th round (443rd overall), while right-handed pitcher Michael Paredes was snapped up by the Minnesota Twins in the 18th round (549th overall).

> SDSU's five MLB Draft picks in 2021 were the most by a Mountain West school after Fresno State and New Mexico had two apiece, followed by Nevada, San José State and UNLV with one each.

MOUNTAIN WEST TOURNAMENT RETURNS TO SAN DIEGO

> After a one-year hiatus, the Mountain West Championship returns this season and will be conducted at Tony Gwynn Stadium, May 26-28. The top four teams in the MW regular-season standings will qualify for the double elimination tournament, with the winner receiving an automatic berth into NCAA regional competition. NCAA Regionals will be held June 3-5.

> SDSU has hosted the MW Championship on four previous occasions, most recently after the 2018 season when the Aztecs claimed their fifth conference crown in a six-year span.

CRAZY TONY GWYNN PLAYER STATS

> Tony Gwynn completed his illustrious career with a .338 lifetime batting average. Every other player who had a career batting average of at least .338 played before 1943.

> Gwynn hit .368 over a five-year stretch between 1993 and 1997.


> Gwynn faced Tom Glavine, Greg Maddux, Pedro Martinez, and John Smoltz a combined 323 times. He struck out three times over those at bats.

> Gwynn never struck out more than 40 times in a season and struck out less than 20 times in six straight years. He had a career-low 15 strikeouts in 1995.


2022 AZTEC RADIO/TV ROSTER




1
Caden MILLER
So. | 5-11 | 180 | S-R
IF | Newhall, Calif.




2
Brady ZAVOREK
Fr. | 5-11 | 175 | R-R
IF | Fresno, Calif.



3
Kenny LeBEAU
R-Jr. | 5-10 | 175 | L-R
IF | Granite Bay, Calif.



5
Fisher PYATT
So. | 6-0 | 180 | R-R
IF | San Diego, Calif.



8
Cole CARRIGG
So. | 6-2 | 180 | S-R
C/UT | Turlock, Calif.



9
Charlie RHEE
So. | 5-10 | 175 | R-R
OF | San Diego, Calif.



10
Tino BETHANCOURT
R-Fr. | 6-2 | 190 | R-R
IF | El Dorado Hills, Calif.



11
Avery JONES
Sr. | 6-6 | 215 | R-R
IF | Gig Harbor, Wash.




12
Max FOXCROFT
So. | 5-9 | 170 | L-R
IF | Newport Coast, Calif.



13
Alex RODRIGUEZ
R-Fr. | 6-2 | 180 | R-R
IF | Upland, Calif.




14
Irvin WEEMS
R-Jr. | 6-0 | 190 | R-R
OF | Las Vegas, Nev.




15
Xavier CARTER
R-So. | 6-4 | 210 | L-L
OF | Sacramento, Calif.



18
Tyler GLOWACKI
Fr. | 5-10 | 190 | L-L
OF | San Diego, Calif.



21
Brian LEONHARDT
Jr. | 6-2 | 200 | L-L
IF/LHP | San Diego, Calif.



22
Chris CANADA
Fr. | 6-7 | 205 | L-L
IF | Orange, Calif.



23
Jonny GUZMAN
R-So. | 6-2 | 190 | R-R
RHP | Orange, Calif.




24
Poncho RUIZ
So. | 6-2 | 190 | R-R
C | Tijuana, B.C., Mexico



25
Hunter HARGETT
Fr. | 6-2 | 185 | R-R
RHP | San Diego, Calif.



26
Omar SERRANO
R-Jr. | 6-4 | 170 | R-R
RHP | Downey, Calif.




27
Joseph INGRASSIA
So. | 6-2 | 210 | L-L
LHP | San Diego, Calif.



28
TJ FONDTAIN
So. | 6-4 | 190 | L-L
IF/LHP | Clovis, Calif.



29
Robert BRODELL
Jr. | 6-0 | 195 | R-R
RHP | Brawley, Calif.



30
Hunter CRANTON
R-So. | 6-3 | 195 | R-R
RHP | San Juan Capistrano, Calif.



31
Blake BUTCHER
R-So. | 6-0 | 200 | L-R
IF | Newport Beach, Calif.




32
Ricky TIBBETT
So. | 6-2 | 175 | L-R
RHP | San Diego, Calif.



35
Julian JACKSON
So. | 6-8 | 225 | L-R
RHP | Powder Springs, Ga.



36
Jacob FLORES
Sr. | 6-4 | 215 | L-L
LHP | Oxnard, Calif.




38
Ryan FAULK
R-So. | 6-4 | 210 | R-R
RHP/IF | Rancho Santa Margarita, Calif.



39
Troy MELTON
Jr. | 6-4 | 190 | R-R
RHP | Anaheim, Calif.



40
Jadon BERCOVICH
R-Fr. | 6-2 | 210 | R-R
RHP | Reno, Nev.




41
Deron JOHNSON
Jr. | 6-0 | 195 | L-R
C | Poway, Calif.




42
Shaun MONTOYA
R-So. | 6-2 | 190 | R-R
OF | Rancho Cucamonga, Calif.




45
Evan SIPE
Fr. | 5-10 | 180 | R-R
C | San Marcos, Calif.




46
Trevor HAZELHURST
R-So. | 6-2 | 210 | L-L
OF | San Diego, Calif.



47
Eldridge ARMSTRONG III
Fr. | 6-2 | 205 | R-R
RHP | Simi Valley, Calif.




48
Johnny GIANNOLA
R-Fr. | 5-11 | 210 | R-R
UTL | Dana Point, Calif.



50
Kelena SAUER
So. | 6-3 | 205 | R-R
RHP | Mililani, Hawai'i



7
Mark MARTINEZ
Head Coach
8th Yr. | Mesa State '84



0
Shaun COLE
Pitching Coach
1st Yr. | William Penn '04



20
Sergio BROWN
Assistant Coach
1st Yr. | CSU Fullerton '95



33
Chris DOYLE
Volunteer Assistant Coach
1st Yr. | SDSU '17

2022 San Diego State Baseball
 Game Results for San Diego State (as of Mar 24, 2022)
 (All games)

Date	Opponent	Score	Inns	Overall	MW	Pitcher of record	Attend	Time
02-18-22	vs #17 TCU	L 3-5	9	0-1-0	0-0-0	BRODELL, R. (L 0-1)	0	3:42
02-19-22	vs Houston	w 4-3	9	1-1-0	0-0-0	SAUER (W 1-0)	0	3:13
02-20-22	vs California	L 3-6	9	1-2-0	0-0-0	FLORES, J. (L 0-1)	0	2:49
Feb 22, 2022	at UC Irvine	L 3-13	9	1-3-0	0-0-0	GUZMAN, J. (L 0-1)	581	3:27
02-25-22	HAWAI'I	w 7-1	9	2-3-0	0-0-0	FONDTAIN (W 1-0)	580	2:47
02-26-22	UTAH	L 0-4	9	2-4-0	0-0-0	SAUER (L 1-1)	694	2:26
02-27-22	UTAH	w 4-3	7	3-4-0	0-0-0	BERCOVICH (W 1-0)	1019	2:58
02-28-22	HAWAI'I	L 5-8	(15)	3-5-0	0-0-0	SERRANO, O. (L 0-2)	315	6:14
03-01-22	UC IRVINE	L 2-3	9	3-6-0	0-0-0	CRANTON, H. (L 0-1)	355	3:27
03-04-22	ARIZONA STATE	L 5-13	9	3-7-0	0-0-0	FONDTAIN (L 1-1)	232	3:10
03-05-22	ARIZONA STATE	L 4-6	9	3-8-0	0-0-0	SAUER (L 1-2)	556	2:49
03-06-22	ARIZONA STATE	w 4-3	9	4-8-0	0-0-0	FLORES, J. (W 1-1)	763	3:12
*03-11-22	UNLV	L 2-5	9	4-9-0	0-1-0	FONDTAIN (L 1-2)	411	2:49
*03-12-22	UNLV	L 3-4	9	4-10-0	0-2-0	BERCOVICH (L 1-1)	547	3:34
*03-13-22	UNLV	L 8-10	9	4-11-0	0-3-0	GUZMAN, J. (L 0-2)	656	3:26
03-15-22	IOWA	L 4-6	9	4-12-0	0-3-0	CARRIGG (L 0-1)	344	4:01
*03-18-22	at San Jose State	L 2-3	9	4-13-0	0-4-0	FLORES, J. (L 1-2)	418	2:42
*03-19-22	at San Jose State	L 7-8	9	4-14-0	0-5-0	SAUER (L 1-3)	349	3:47
*03-20-22	at San Jose State	L 8-9	9	4-15-0	0-6-0	BERCOVICH (L 1-2)	375	3:10
03-22-22	at UC San Diego	w 14-7	9	5-15-0	0-6-0	GUZMAN, J. (W 1-2)	385	4:18

() extra inning game

2022 San Diego State Baseball
Team Game-by-Game for San Diego State (as of Mar 24, 2022)
Batting (All games)

Date	Opponent	ab	r	h	rbi	2b	3b	hr	tb	bb	ibb	sb	cs	hbp	sac	sf	gdp	k	po	a	e	lob	avg
02-18-22	vs TCU	34	3	6	2	0	0	0	6	2	0	1	1	0	0	0	0	13	27	7	0	7	.176
02-19-22	vs Houston	27	4	6	4	1	0	0	7	4	0	0	2	2	0	1	0	6	27	7	1	6	.197
02-20-22	vs California	29	3	6	3	1	0	2	13	2	0	0	2	0	0	0	0	6	24	5	1	1	.200
Feb 22	at UC Irvine	34	3	10	3	1	0	0	11	4	0	0	0	1	1	0	1	6	24	5	1	10	.226
02-25-22	HAWAII	31	7	7	7	0	1	0	9	2	0	1	1	1	1	0	0	10	27	10	3	4	.226
02-26-22	UTAH	29	0	3	0	1	0	0	4	5	0	0	0	0	0	0	0	11	27	10	1	7	.207
02-27-22	UTAH	25	4	9	4	1	0	0	10	4	0	1	0	0	2	0	0	7	21	9	1	8	.225
02-28-22	HAWAII	52	5	10	5	1	0	0	11	7	2	1	0	6	2	0	0	15	45	17	1	17	.218
03-01-22	UC IRVINE	31	2	5	2	0	0	0	5	5	0	1	0	2	1	0	0	8	27	6	1	10	.212
03-04-22	ARIZONA STATE	35	5	9	4	0	0	0	9	2	0	0	0	1	0	1	0	10	27	14	2	7	.217
03-05-22	ARIZONA STATE	31	4	4	4	0	0	2	10	3	0	1	0	0	0	0	0	8	27	14	2	3	.209
03-06-22	ARIZONA STATE	31	4	8	3	3	0	0	11	7	0	2	1	2	1	0	0	7	27	6	1	13	.213
*03-11-22	UNLV	30	2	5	2	1	1	0	8	3	0	2	0	1	1	0	0	8	27	7	0	6	.210
*03-12-22	UNLV	34	3	9	2	2	0	0	11	3	0	3	1	0	0	0	0	6	27	3	2	7	.214
*03-13-22	UNLV	36	8	13	7	4	0	1	20	5	0	0	1	1	1	1	0	3	27	13	1	9	.225
03-15-22	IOWA	36	4	9	4	2	0	0	11	7	0	2	0	0	0	0	0	20	27	6	1	12	.227
*03-18-22	at San Jose State	33	2	5	2	1	1	0	8	4	0	0	0	2	0	0	0	9	24	12	1	10	.222
*03-19-22	at San Jose State	33	7	11	5	1	0	1	15	10	0	0	0	1	0	0	2	5	24	9	3	10	.228
*03-20-22	at San Jose State	36	8	9	6	0	0	3	18	5	0	4	0	0	1	0	1	4	25	5	0	7	.230
03-22-22	at UC San Diego	38	14	14	12	1	1	0	17	10	0	3	0	2	1	2	0	7	27	10	1	12	.238
Totals		665	92	158	81	21	4	9	214	94	2	22	9	22	12	5	4	169	538	175	24	166	.238

2022 San Diego State Baseball
 Team Game-by-Game for San Diego State (as of Mar 24, 2022)
 Pitching (All games)

Date	Opponent	ip	h	r	er	bb	so	2b	3b	hr	wp	bk	hbp	dp	ibb	score	w-l	sv	era
02-18-22	vs TCU	9.0	8	5	5	9	11	3	0	0	5	0	2	1	3	3-5	0-1	0	5.00
02-19-22	vs Houston	9.0	7	3	3	4	12	1	1	0	3	1	1	0	0	4-3	1-1	1	4.00
02-20-22	vs California	8.0	10	6	5	5	10	2	0	1	1	0	1	1	0	3-6	1-2	1	4.50
Feb 22	at UC Irvine	8.0	11	13	12	5	13	1	2	1	4	0	2	0	0	3-13	1-3	1	6.62
02-25-22	HAWAII	9.0	6	1	0	1	9	1	0	0	0	0	0	1	0	7-1	2-3	2	5.23
02-26-22	UTAH	9.0	8	4	3	1	11	1	0	1	2	0	0	0	0	0-4	2-4	2	4.85
02-27-22	UTAH	7.0	5	3	3	2	8	1	0	1	0	0	3	1	0	4-3	3-4	2	4.73
02-28-22	HAWAII	15.0	11	8	8	6	21	3	0	0	2	0	8	2	0	5-8	3-5	2	4.74
03-01-22	UC IRVINE	9.0	4	3	3	8	7	2	0	1	0	0	2	1	3	2-3	3-6	2	4.55
03-04-22	ARIZONA STATE	9.0	19	13	5	5	3	4	0	4	0	0	1	0	1	5-13	3-7	2	4.60
03-05-22	ARIZONA STATE	9.0	13	6	5	2	7	3	1	2	0	0	1	2	0	4-6	3-8	2	4.63
03-06-22	ARIZONA STATE	9.0	7	3	3	4	11	1	1	1	1	0	1	1	0	4-3	4-8	3	4.50
*03-11-22	UNLV	9.0	7	5	5	3	11	1	0	2	0	1	1	0	0	2-5	4-9	3	4.54
*03-12-22	UNLV	9.0	5	4	3	7	18	2	0	0	8	0	4	1	1	3-4	4-10	3	4.43
*03-13-22	UNLV	9.0	11	10	7	7	7	2	1	1	1	0	1	1	1	8-10	4-11	3	4.60
03-15-22	IOWA	9.0	9	6	6	6	13	2	0	1	4	0	3	0	0	4-6	4-12	3	4.68
*03-18-22	at San Jose State	8.0	4	3	1	1	7	3	0	1	0	0	0	0	0	2-3	4-13	3	4.50
*03-19-22	at San Jose State	8.0	10	8	4	6	2	0	2	1	2	0	2	1	1	7-8	4-14	3	4.50
*03-20-22	at San Jose State	8.1	10	9	8	4	6	1	1	2	2	0	2	0	1	8-9	4-15	3	4.70
03-22-22	at UC San Diego	9.0	9	7	6	7	12	2	2	1	4	0	2	1	0	14-7	5-15	3	4.77
Totals		179.1	174	120	95	93	199	36	11	21	39	2	37	14	11	92-120	5-15	3	4.77

2022 San Diego State Baseball
 Games Summary for San Diego State (as of Mar 24, 2022)
 (All games)

Score by innings	1	2	3	4	5	6	7	8	9	EX	Total
San Diego State	7	2	11	8	13	18	8	16	9	0	92
Opponents	13	9	11	8	21	8	16	17	14	3	120

Record when ...											
Overall	5-15							After 6 leading	4-5		
Conference	0-6						 trailing	1-9		
Non-Conference	5-9						 tied	0-1		
Home games	3-9							After 7 leading	4-4		
Away games	1-4						 trailing	0-11		
Neutral site	1-2						 tied	0-0		
Day games	2-5							After 8 leading	4-1		
Night games	3-10						 trailing	0-12		
vs Left starter	1-4						 tied	0-2		
vs Right starter	4-11										
1-Run games	3-5							Hit 0 home runs	5-10		
2-Run games	0-4							... 1 home run	0-2		
5+Run games	2-2							... 2+ home runs	0-3		
Extra innings	0-1										
Shutouts	0-1							Opponent 0 home runs	2-3		
							 1 home run	3-8		
Scoring 0-2 runs	0-4						 2+ HRs	0-4		
..... 3-5 runs	3-8										
..... 6-9 runs	1-3							Made 0 errors	0-3		
..... 10+ runs	1-0						 1 error	4-8		
							 2+ errors	1-4		
Opponent 0-2 runs	1-0										
..... 3-5 runs	3-6							Opp. made 0 errors	2-6		
..... 6-9 runs	1-6						 1 error	0-5		
..... 10+ runs	0-3						 2+ errors	3-4		
Scored in 1st inning	1-3							Out-hit opponent	4-5		
Opp. scored in 1st	1-5							Out-hit by opponent	1-9		
Scores first	3-4							Hits are tied	0-1		
Opp. scores first	2-11										

Record when team scores:											
Runs	0	1	2	3	4	5	6	7	8	9	10+
W-L	0-1	0-0	0-3	0-4	3-2	0-2	0-0	1-1	0-2	0-0	1-0

Record when opponent scores:											
Runs	0	1	2	3	4	5	6	7	8	9	10+
W-L	0-0	1-0	0-0	3-2	0-2	0-2	0-3	1-0	0-2	0-1	0-3

Record when leading after:								
Inn.	1	2	3	4	5	6	7	8
W-L	1-3	1-3	4-3	3-3	2-3	4-5	4-4	4-1

Record when trailing after:								
Inn.	1	2	3	4	5	6	7	8
W-L	0-5	0-7	0-10	1-10	2-10	1-9	0-11	0-12

Record when tied after:								
Inn.	1	2	3	4	5	6	7	8
W-L	4-7	4-5	1-2	1-2	1-2	0-1	0-0	0-2

Current winning streak: 1
 Longest winning streak: 1
 Longest losing streak: 7

Home attendance : 6472 (12 dates avg = 539)
 Away attendance : 2108 (8 dates avg = 263)
 Total attendance: 8580 (20 dates avg = 429)

2022 San Diego State Baseball
Overall Statistics for San Diego State (as of Mar 24, 2022)
(All games Sorted by Batting avg)

Record: 5-15 Home: 3-9 Away: 1-4 Neutral: 1-2 MW: 0-6

Player	avg	gp-gs	ab	r	h	2b	3b	hr	rbi	tb	slg%	bb	hp	so	gdp	ob%	sf	sh	sb-att	po	a	e	fld%	
8 CARRIGG, Cole	.347	19-18	72	11	25	3	1	1	12	33	.458	3	0	12	1	.373	0	4	5-6	54	12	1	.985	
1 MILLER, Caden	.320	20-20	75	12	24	0	1	1	11	29	.387	14	5	16	0	.453	1	1	6-7	23	50	3	.961	
18 GLOWACKI, Tyler	.274	18-18	62	6	17	4	0	0	7	21	.339	13	2	7	1	.416	0	0	1-2	30	1	1	.969	
24 RUIZ, Poncho	.264	20-20	72	10	19	4	0	1	11	26	.361	15	2	15	0	.396	2	0	0-0	153	16	2	.988	
21 LEONHARDT, Brian	.226	19-16	62	9	14	1	0	2	9	21	.339	4	1	14	0	.284	0	0	1-1	65	5	2	.972	
10 BETHANCOURT, Tino	.211	18-18	57	9	12	1	0	1	6	16	.281	9	3	16	0	.338	2	0	2-3	93	11	2	.981	
48 GIANNOLA, Johnny	.193	17-15	57	8	11	3	2	0	5	18	.316	7	3	15	0	.313	0	1	3-5	16	0	1	.941	

41 JOHNSON, Deron	.280	12-4	25	4	7	2	0	1	4	12	.480	6	0	2	1	.419	0	0	1-1	11	3	0	1.000	
14 WEEMS, Irvin	.250	13-10	36	5	9	1	0	1	4	13	.361	4	0	11	0	.325	0	3	1-1	27	0	0	1.000	
15 CARTER, Xavier	.250	4-1	4	1	1	0	0	0	1	1	.250	2	0	0	0	.500	0	0	0-0	3	0	0	1.000	
42 MONTOYA, Shaun	.222	9-6	18	2	4	0	0	0	1	4	.222	2	0	8	0	.300	0	0	1-2	8	0	0	1.000	
13 RODRIGUEZ, Alex	.167	17-13	36	3	6	0	0	0	2	6	.167	2	3	16	0	.268	0	2	1-2	25	24	0	1.000	
3 LEBEAU, Kenny	.152	13-9	33	7	5	2	0	0	3	7	.212	6	2	7	0	.317	0	1	0-0	9	19	2	.933	
46 HAZELHURST, Trevor	.130	12-3	23	4	3	0	0	1	2	6	.261	4	0	10	1	.259	0	0	0-0	6	0	0	1.000	
9 RHEE, Charlie	.125	8-2	8	0	1	0	0	0	2	1	.125	1	0	4	0	.222	0	0	0-0	3	0	0	1.000	
28 FONDTAIN, TJ	.000	8-6	7	0	0	0	0	0	0	0	.000	2	0	3	0	.222	0	0	0-1	1	5	1	.857	
12 FOXCROFT, Max	.000	5-2	7	1	0	0	0	0	1	0	.000	0	0	4	0	.000	0	0	0-0	2	3	1	.833	
31 BUTCHER, Blake	.000	4-3	6	0	0	0	0	0	0	0	.000	0	0	4	0	.000	0	0	0-0	1	4	1	.833	
2 ZAVOREK, Brady	.000	2-1	3	0	0	0	0	0	0	0	.000	0	0	3	0	.000	0	0	0-0	0	0	0	.000	
5 PYATT, Fisher	.000	2-0	2	0	0	0	0	0	0	0	.000	0	0	2	0	.000	0	0	0-0	0	1	0	1.000	
39 MELTON, Troy	.000	3-2	0	0	0	0	0	0	0	0	.000	0	0	0	0	.000	0	0	0-0	0	0	0	.000	
26 SERRANO, Omar	.000	2-0	0	0	0	0	0	0	0	0	.000	0	0	0	0	.000	0	0	0-0	0	0	0	.000	
47 ARMSTRONG, Eldridge	.000	4-0	0	0	0	0	0	0	0	0	.000	0	0	0	0	.000	0	0	0-0	0	0	0	.000	
38 FAULKS, Ryan	.000	2-0	0	0	0	0	0	0	0	0	.000	0	0	0	0	.000	0	0	0-0	0	1	0	1.000	
11 JONES, Avery	.000	4-0	0	0	0	0	0	0	0	0	.000	0	0	0	0	.000	0	0	0-0	0	1	0	1.000	
23 GUZMAN, Jonny	.000	8-1	0	0	0	0	0	0	0	0	.000	0	0	0	0	.000	0	0	0-0	0	2	1	.667	
45 SIPE, Evan	.000	2-0	0	0	0	0	0	0	0	0	.000	0	1	0	0	1.000	0	0	0-0	1	0	0	1.000	
36 FLORES, Jacob	.000	6-5	0	0	0	0	0	0	0	0	.000	0	0	0	0	.000	0	0	0-0	1	4	1	.833	
25 HARGETT, Hunter	.000	5-0	0	0	0	0	0	0	0	0	.000	0	0	0	0	.000	0	0	0-0	0	0	0	.000	
30 CRANTON, Hunter	.000	4-1	0	0	0	0	0	0	0	0	.000	0	0	0	0	.000	0	0	0-0	1	0	0	1.000	
50 SAUER, Kelena	.000	5-5	0	0	0	0	0	0	0	0	.000	0	0	0	0	.000	0	0	0-0	1	5	3	.667	
29 BRODELL, Robert	.000	7-0	0	0	0	0	0	0	0	0	.000	0	0	0	0	.000	0	0	0-0	1	2	2	.600	
40 BERCOVICH, Jadon	.000	9-0	0	0	0	0	0	0	0	0	.000	0	0	0	0	.000	0	0	0-0	2	3	0	1.000	
27 INGRASSIA, Joseph	.000	5-0	0	0	0	0	0	0	0	0	.000	0	0	0	0	.000	0	0	0-0	0	1	0	1.000	
32 TIBBETT, Ricky	.000	8-0	0	0	0	0	0	0	0	0	.000	0	0	0	0	.000	0	0	0-0	0	1	0	1.000	
22 CANADA, Chris	.000	5-0	0	0	0	0	0	0	0	0	.000	0	0	0	0	.000	0	0	0-0	1	1	0	1.000	
Totals	.238	20	665	92	158	21	4	9	81	214	.322	94	22	169	4	.349	5	12	22-31	538	175	24	.967	
Opponents	.251	20	694	120	174	36	11	21	113	295	.425	93	37	199	0	.368	2	7	11-16	541	212	21	.973	

LOB - Team (166), Opp (175). DPs turned - Team (14), Opp (17). CI - Team (0), Opp (1). IBB - Team (2), RUIZ, P. 1, GIANNOLA 1, Opp (11). Picked off - CARRIGG 2, RUIZ, P. 1, BETHANCOURT 1.

2022 San Diego State Baseball
Overall Statistics for San Diego State (as of Mar 24, 2022)
(All games Sorted by Earned run avg)

Player	era	w-l	app	gs	cg	sho	sv	ip	h	r	er	bb	so	2b	3b	hr	b/avg	wp	hp	bk	sfa	sha
50 SAUER, Kelena	3.75	1-3	5	5	0	0/0	0	24.0	24	15	10	13	27	4	3	3	.255	9	5	0	0	1
28 FONDTAIN, TJ	4.07	1-2	5	4	0	0/0	0	24.1	20	12	11	9	18	3	0	4	.222	1	4	1	0	0
36 FLORES, Jacob	4.62	1-2	6	5	0	0/0	0	25.1	23	15	13	16	28	3	3	3	.240	2	2	0	1	1

39 MELTON, Troy	0.00	0-0	2	2	0	0/0	0	6.2	3	2	0	2	8	3	0	0	.125	0	0	0	0	0
47 ARMSTRONG, Eldridge	2.08	0-0	4	0	0	0/0	0	4.1	6	1	1	0	6	1	0	1	.316	2	0	0	0	0
40 BERCOVICH, Jadon	2.35	1-2	9	0	0	0/0	1	15.1	11	6	4	2	21	3	1	0	.204	1	4	1	0	1
22 CANADA, Chris	3.38	0-0	5	0	0	0/0	0	5.1	7	2	2	5	6	1	0	0	.304	2	0	0	0	0
29 BRODELL, Robert	3.55	0-1	7	0	0	0/0	0	12.2	15	12	5	11	9	3	0	1	.294	4	2	0	0	2
23 GUZMAN, Jonny	3.68	1-2	8	1	0	0/0	1	14.2	9	11	6	7	22	2	0	2	.173	6	6	0	1	2
30 CRANTON, Hunter	4.76	0-1	4	1	0	0/0	0	5.2	5	3	3	3	7	2	0	1	.227	2	0	0	0	0
32 TIBBETT, Ricky	4.96	0-0	8	0	0	0/0	1	16.1	21	9	9	5	15	5	1	3	.304	1	1	0	0	0
21 LEONHARDT, Brian	6.75	0-0	2	1	0	0/0	0	4.0	4	3	3	2	8	1	0	0	.250	2	2	0	0	0
27 INGRASSIA, Joseph	8.53	0-0	5	0	0	0/0	0	6.1	8	6	6	5	8	3	1	0	.308	3	1	0	0	0
11 JONES, Avery	9.00	0-0	4	0	0	0/0	0	6.0	6	6	6	4	2	0	1	0	.286	0	1	0	0	0
26 SERRANO, Omar	9.00	0-1	2	0	0	0/0	0	2.0	1	2	2	2	3	0	0	0	.143	0	3	0	0	0
25 HARGETT, Hunter	10.80	0-0	5	0	0	0/0	0	3.1	3	5	4	3	7	0	0	2	.231	3	5	0	0	0
38 FAULKES, Ryan	18.00	0-0	2	0	0	0/0	0	2.0	4	4	4	1	2	0	1	0	.400	1	1	0	0	0
8 CARRIGG, Cole	54.00	0-1	1	1	0	0/0	0	1.0	4	6	6	3	2	2	0	1	.571	0	0	0	0	0
Totals	4.77	5-15	20	20	0	0/0	3	179.1	174	120	95	93	199	36	11	21	.251	39	37	2	2	7
Opponents	3.84	15-5	20	20	0	1/1	9	180.1	158	92	77	94	169	21	4	9	.238	16	22	2	5	12

PB - Team (8), RUIZ, P. 5, JOHNSON, D. 2, CARRIGG 1, Opp (2). Pickoffs - Team (4), RUIZ, P. 3, FONDTAIN 1, Opp (4). SBA/ATT - RUIZ, P. (10-14), SAUER (2-4), FONDTAIN (2-3), CARRIGG (2-2), TIBBETT (2-2), GUZMAN, J. (1-1), FLORES, J. (0-1), CRANTON, H. (1-1), BERCOVICH (1-1), JONES, Av. (0-1), LEONHARDT (1-1).

2022 San Diego State Baseball
Overall Statistics for San Diego State (as of Mar 24, 2022)
(All games Sorted by Fielding pct)

Player	c	po	a	e	fld%	dp	sba	csb	sba%	pb	ci
13 RODRIGUEZ, Alex	49	25	24	0	1.000	5	0	0	---	0	0
14 WEEMS, Irvin	27	27	0	0	1.000	0	0	0	---	0	0
41 JOHNSON, Deron	14	11	3	0	1.000	0	0	0	---	2	0
42 MONTOYA, Shaun	8	8	0	0	1.000	0	0	0	---	0	0
46 HAZELHURST, Trevor	6	6	0	0	1.000	0	0	0	---	0	0
40 BERCOVICH, Jadon	5	2	3	0	1.000	0	1	0	1.000	0	0
15 CARTER, Xavier	3	3	0	0	1.000	0	0	0	---	0	0
9 RHEE, Charlie	3	3	0	0	1.000	0	0	0	---	0	0
22 CANADA, Chris	2	1	1	0	1.000	0	0	0	---	0	0
11 JONES, Avery	1	0	1	0	1.000	1	0	1	.000	0	0
32 TIBBETT, Ricky	1	0	1	0	1.000	0	2	0	1.000	0	0
30 CRANTON, Hunter	1	1	0	0	1.000	0	1	0	1.000	0	0
5 PYATT, Fisher	1	0	1	0	1.000	0	0	0	---	0	0
38 FAULKS, Ryan	1	0	1	0	1.000	0	0	0	---	0	0
27 INGRASSIA, Joseph	1	0	1	0	1.000	0	0	0	---	0	0
45 SIPE, Evan	1	1	0	0	1.000	0	0	0	---	0	0
24 RUIZ, Poncho	171	153	16	2	.988	2	10	4	.714	5	0
8 CARRIGG, Cole	67	54	12	1	.985	3	2	0	1.000	1	0
10 BETHANCOURT, Tino	106	93	11	2	.981	7	0	0	---	0	0
21 LEONHARDT, Brian	72	65	5	2	.972	4	1	0	1.000	0	0
18 GLOWACKI, Tyler	32	30	1	1	.969	1	0	0	---	0	0
1 MILLER, Caden	76	23	50	3	.961	7	0	0	---	0	0
48 GIANNOLA, Johnny	17	16	0	1	.941	0	0	0	---	0	0
3 LEBEAU, Kenny	30	9	19	2	.933	3	0	0	---	0	0
28 FONDTAIN, TJ	7	1	5	1	.857	0	2	1	.667	0	0
36 FLORES, Jacob	6	1	4	1	.833	0	0	1	.000	0	0
31 BUTCHER, Blake	6	1	4	1	.833	0	0	0	---	0	0
12 FOXCROFT, Max	6	2	3	1	.833	0	0	0	---	0	0
50 SAUER, Kelena	9	1	5	3	.667	0	2	2	.500	0	0
23 GUZMAN, Jonny	3	0	2	1	.667	0	1	0	1.000	0	0
29 BRODELL, Robert	5	1	2	2	.600	1	0	0	---	0	0
2 ZAVOREK, Brady	0	0	0	0	.000	0	0	0	---	0	0
39 MELTON, Troy	0	0	0	0	.000	0	0	0	---	0	0
47 ARMSTRONG, Eldridge	0	0	0	0	.000	0	0	0	---	0	0
25 HARGETT, Hunter	0	0	0	0	.000	0	0	0	---	0	0
26 SERRANO, Omar	0	0	0	0	.000	0	0	0	---	0	0
Totals	737	538	175	24	.967	14	11	5	.688	8	0
Opponents	774	541	212	21	.973	17	22	9	.710	2	1

Hitting minimums - 1 Games 2.5 AB/Game
Pitching minimums - 1 Games 1.0 IP/Game

2022 San Diego State Baseball
Conference statistics for San Diego State (as of Mar 24, 2022)
(MW games only Sorted by Batting avg)

Record: 0-6 Home: 0-3 Away: 0-3 MW: 0-6

Player	avg	gp-gs	ab	r	h	2b	3b	hr	rbi	tb	slg%	bb	hp	so	gdp	ob%	sf	sh	sb-att	po	a	e	fld%	
14 WEEEMS, Irvin	.400	5-3	15	3	6	1	0	1	4	10	.667	1	0	3	0	.438	0	1	1-1	10	0	0	1.000	
8 CARRIGG, Cole	.393	6-6	28	7	11	2	1	1	6	18	.643	0	0	3	0	.393	0	0	4-5	17	8	0	1.000	
10 BETHANCOURT, Tino	.353	5-5	17	2	6	0	0	1	3	9	.529	2	0	5	0	.421	0	0	1-1	24	4	1	.966	
41 JOHNSON, Deron	.313	6-3	16	2	5	2	0	1	2	10	.625	2	0	0	1	.389	0	0	0-0	2	0	0	1.000	
24 RUIZ, Poncho	.263	6-6	19	3	5	1	0	0	4	6	.316	7	1	2	0	.464	1	0	0-0	40	5	0	1.000	
21 LEONHARDT, Brian	.250	6-4	16	2	4	0	0	1	2	7	.438	2	1	2	0	.368	0	0	0-0	24	2	1	.963	
18 GLOWACKI, Tyler	.235	6-6	17	2	4	0	0	0	1	4	.235	6	1	0	1	.458	0	0	1-2	8	1	0	1.000	
1 MILLER, Caden	.217	6-6	23	4	5	0	0	0	0	5	.217	4	1	3	0	.357	0	1	1-1	7	18	2	.926	
48 GIANNOLA, Johnny	.158	5-5	19	1	3	2	1	0	2	7	.368	1	0	6	0	.200	0	0	0-0	3	0	0	1.000	

42 MONTOYA, Shaun	.333	2-2	6	0	2	0	0	0	0	2	.333	0	0	3	0	.333	0	0	1-1	4	0	0	1.000	
3 LEBEAU, Kenny	.083	5-4	12	2	1	1	0	0	0	2	.167	2	0	2	0	.214	0	1	0-0	1	3	1	.800	
46 HAZELHURST, Trevor	.000	4-1	6	2	0	0	0	0	0	0	.000	2	0	2	1	.250	0	0	0-0	6	0	0	1.000	
13 RODRIGUEZ, Alex	.000	4-2	5	0	0	0	0	0	0	0	.000	0	1	1	0	.167	0	0	0-0	5	3	0	1.000	
9 RHEE, Charlie	.000	2-1	3	0	0	0	0	0	0	0	.000	1	0	3	0	.250	0	0	0-0	1	0	0	1.000	
27 INGRASSIA, Joseph	.000	1-0	0	0	0	0	0	0	0	0	.000	0	0	0	0	.000	0	0	0-0	0	0	0	.000	
29 BRODELL, Robert	.000	1-0	0	0	0	0	0	0	0	0	.000	0	0	0	0	.000	0	0	0-0	0	0	0	.000	
45 SIPE, Evan	.000	1-0	0	0	0	0	0	0	0	0	.000	0	0	0	0	.000	0	0	0-0	0	0	0	.000	
11 JONES, Avery	.000	2-0	0	0	0	0	0	0	0	0	.000	0	0	0	0	.000	0	0	0-0	0	0	0	.000	
36 FLORES, Jacob	.000	2-1	0	0	0	0	0	0	0	0	.000	0	0	0	0	.000	0	0	0-0	1	1	0	1.000	
40 BERCOVICH, Jadon	.000	2-0	0	0	0	0	0	0	0	0	.000	0	0	0	0	.000	0	0	0-0	0	0	0	.000	
30 CRANTON, Hunter	.000	1-0	0	0	0	0	0	0	0	0	.000	0	0	0	0	.000	0	0	0-0	0	0	0	.000	
23 GUZMAN, Jonny	.000	3-0	0	0	0	0	0	0	0	0	.000	0	0	0	0	.000	0	0	0-0	0	1	1	.500	
50 SAUER, Kelena	.000	2-2	0	0	0	0	0	0	0	0	.000	0	0	0	0	.000	0	0	0-0	0	1	1	.500	
47 ARMSTRONG, Eldridge	.000	1-0	0	0	0	0	0	0	0	0	.000	0	0	0	0	.000	0	0	0-0	0	0	0	.000	
32 TIBBETT, Ricky	.000	3-0	0	0	0	0	0	0	0	0	.000	0	0	0	0	.000	0	0	0-0	0	1	0	1.000	
39 MELTON, Troy	.000	3-2	0	0	0	0	0	0	0	0	.000	0	0	0	0	.000	0	0	0-0	0	0	0	.000	
12 FOXCROFT, Max	.000	1-0	0	0	0	0	0	0	0	0	.000	0	0	0	0	.000	0	0	0-0	0	0	0	.000	
28 FONDTAIN, TJ	.000	2-1	0	0	0	0	0	0	0	0	.000	0	0	0	0	.000	0	0	0-0	1	1	0	1.000	
Totals	.257	6	202	30	52	9	2	5	24	80	.396	30	5	35	3	.366	1	3	9-11	154	49	7	.967	
Opponents	.233	6	202	39	47	9	4	7	36	85	.421	28	10	51	0	.354	0	1	1-2	162	57	4	.982	

LOB - Team (49), Opp (48). DPs turned - Team (3), Opp (6). IBB - Team (0), Opp (4). Picked off - BETHANCOURT 1, CARRIGG 1.

(MW games only Sorted by Earned run avg)

Player	era	w-l	app	gs	cg	sho	sv	ip	h	r	er	bb	so	2b	3b	hr	b/avg	wp	hp	bk	sfa	sha		
39 MELTON, Troy	0.00	0-0	2	2	0	0/0	0	6.2	3	2	0	2	8	3	0	0	.125	0	0	0	0	0		
50 SAUER, Kelena	2.35	0-1	2	2	0	0/0	0	7.2	5	5	2	9	10	1	1	0	.179	6	5	0	0	0		
32 TIBBETT, Ricky	5.14	0-0	3	0	0	0/0	0	7.0	8	4	4	1	6	0	1	2	.276	0	0	0	0	0		
36 FLORES, Jacob	6.14	0-1	2	1	0	0/0	0	7.1	6	5	5	5	6	1	1	1	.214	1	0	0	0	0		
28 FONDTAIN, TJ	7.20	0-1	2	1	0	0/0	0	10.0	9	8	8	3	5	2	0	2	.231	1	2	1	0	0		

30 CRANTON, Hunter	0.00	0-0	1	0	0	0/0	0	0.2	0	0	0	1	2	0	0	0	.000	1	0	0	0	0		
29 BRODELL, Robert	0.00	0-0	1	0	0	0/0	0	0.2	1	0	0	0	0	0	0	0	.333	0	0	0	0	0		
21 LEONHARDT, Brian	0.00	0-0	1	0	0	0/0	0	0.0	1	0	0	0	0	0	0	0	1.000	1	0	0	0	0		
11 JONES, Avery	4.50	0-0	2	0	0	0/0	0	4.0	2	2	2	2	2	0	0	0	.167	0	0	0	0	0		
23 GUZMAN, Jonny	6.00	0-1	3	0	0	0/0	0	3.0	3	6	2	2	4	1	0	1	.214	2	2	0	0	1		
40 BERCOVICH, Jadon	6.75	0-2	2	0	0	0/0	0	2.2	6	4	2	2	6	1	1	0	.429	1	1	0	0	0		
47 ARMSTRONG, Eldridge	9.00	0-0	1	0	0	0/0	0	1.0	2	1	1	0	1	0	0	1	.400	0	0	0	0	0		
27 INGRASSIA, Joseph	27.00	0-0	1	0	0	0/0	0	0.2	1	2	2	1	1	0	0	0	.333	0	0	0	0	0		
Totals	4.91	0-6	6	6	0	0/0	0	51.1	47	39	28	28	51	9	4	7	.233	13	10	1	0	1		
Opponents	4.33	6-0	6	6	0	0/0	4	54.0	52	30	26	30	35	9	2	5	.257	4	5	2	1	3		

PB - Team (2), RUIZ, P. 2, Opp (1). Pickoffs - Team (1), RUIZ, P. 1, Opp (2). SBA/ATT - RUIZ, P. (1-2), FONDTAIN (1-1), JONES, Av. (0-1).

2022 San Diego State Baseball
 Conference statistics for San Diego State (as of Mar 24, 2022)
 (MW games only Sorted by Fielding pct)

Player	c	po	a	e	fld%	dp	sba	csb	sba%	pb	ci
24 RUIZ, Poncho	45	40	5	0	1.000	1	1	1	.500	2	0
8 CARRIGG, Cole	25	17	8	0	1.000	1	0	0	---	0	0
14 WEEMS, Irvin	10	10	0	0	1.000	0	0	0	---	0	0
18 GLOWACKI, Tyler	9	8	1	0	1.000	1	0	0	---	0	0
13 RODRIGUEZ, Alex	8	5	3	0	1.000	1	0	0	---	0	0
46 HAZELHURST, Trevor	6	6	0	0	1.000	0	0	0	---	0	0
42 MONTOYA, Shaun	4	4	0	0	1.000	0	0	0	---	0	0
48 GIANNOLA, Johnny	3	3	0	0	1.000	0	0	0	---	0	0
36 FLORES, Jacob	2	1	1	0	1.000	0	0	0	---	0	0
28 FONDTAIN, TJ	2	1	1	0	1.000	0	1	0	1.000	0	0
41 JOHNSON, Deron	2	2	0	0	1.000	0	0	0	---	0	0
9 RHEE, Charlie	1	1	0	0	1.000	0	0	0	---	0	0
32 TIBBETT, Ricky	1	0	1	0	1.000	0	0	0	---	0	0
10 BETHANCOURT, Tino	29	24	4	1	.966	1	0	0	---	0	0
21 LEONHARDT, Brian	27	24	2	1	.963	1	0	0	---	0	0
1 MILLER, Caden	27	7	18	2	.926	2	0	0	---	0	0
3 LEBEAU, Kenny	5	1	3	1	.800	0	0	0	---	0	0
50 SAUER, Kelena	2	0	1	1	.500	0	0	0	---	0	0
23 GUZMAN, Jonny	2	0	1	1	.500	0	0	0	---	0	0
40 BERCOVICH, Jadon	0	0	0	0	.000	0	0	0	---	0	0
47 ARMSTRONG, Eldridge	0	0	0	0	.000	0	0	0	---	0	0
11 JONES, Avery	0	0	0	0	.000	0	0	1	.000	0	0
45 SIPE, Evan	0	0	0	0	.000	0	0	0	---	0	0
29 BRODELL, Robert	0	0	0	0	.000	0	0	0	---	0	0
39 MELTON, Troy	0	0	0	0	.000	0	0	0	---	0	0
27 INGRASSIA, Joseph	0	0	0	0	.000	0	0	0	---	0	0
12 FOXCROFT, Max	0	0	0	0	.000	0	0	0	---	0	0
30 CRANTON, Hunter	0	0	0	0	.000	0	0	0	---	0	0
Totals	210	154	49	7	.967	3	1	1	.500	2	0
Opponents	223	162	57	4	.982	6	9	2	.818	1	0

Hitting minimums - 1 Games 2.5 AB/Game
 Pitching minimums - 1 Games 1.0 IP/Game

2022 San Diego State Baseball
 Individual Season/Career Summary for San Diego State (as of Mar 24, 2022)
 (All games Sorted by Fielding pct)

Player	SEASON						CAREER													
	CH	PO	A	E	Fld%	SBA	CSB	SBA%	PB	CI	Ch	PO	A	E	Fld%	SBA	CSB	SBA%	PB	CI
13 RODRIGUEZ, Alex	49	25	24	0	1.000	0	0	---	0	0	49	25	24	0	1.000	0	0	---	0	0
14 WEEMS, Iván	27	27	0	0	1.000	0	0	---	0	0	27	27	0	0	1.000	0	0	---	0	0
41 JOHNSON, Deron	14	11	3	0	1.000	0	0	---	2	0	75	64	10	1	.987	6	0	1.000	6	0
42 MONTTOYA, Shaun	8	8	0	0	1.000	0	0	---	0	0	8	8	0	0	1.000	0	0	---	0	0
46 HAZELHURST, Trevor	6	6	0	0	1.000	0	0	---	0	0	6	6	0	0	1.000	0	0	---	0	0
40 BERCOVICH, Jadon	5	2	3	0	1.000	1	0	1.000	0	0	5	2	3	0	1.000	1	0	1.000	0	0
9 RHEE, Charlie	3	3	0	0	1.000	0	0	---	0	0	13	13	0	0	1.000	0	0	---	0	0
15 CARTER, Xavier	3	3	0	0	1.000	0	0	---	0	0	6	6	0	0	1.000	0	0	---	0	0
22 CANADA, Chris	2	1	1	0	1.000	0	0	---	0	0	2	1	1	0	1.000	0	0	---	0	0
11 JONES, Avery	1	0	1	0	1.000	0	1	.000	0	0	2	0	2	0	1.000	0	1	.000	0	0
45 SIPE, Evan	1	1	0	0	1.000	0	0	---	0	0	1	1	0	0	1.000	0	0	---	0	0
27 INGRASSIA, Joseph	1	0	1	0	1.000	0	0	---	0	0	1	0	1	0	1.000	0	0	---	0	0
5 PYATT, Fisher	1	0	1	0	1.000	0	0	---	0	0	37	14	18	5	.865	0	0	---	0	0
32 TIBBETT, Ricky	1	0	1	0	1.000	2	0	1.000	0	0	10	2	8	0	1.000	2	2	.500	0	0
38 FAULKES, Ryan	1	0	1	0	1.000	0	0	---	0	0	1	0	1	0	1.000	0	0	---	0	0
30 CRANTON, Hunter	1	1	0	0	1.000	1	0	1.000	0	0	1	0	1	0	1.000	1	0	1.000	0	0
24 RUIZ, Poncho	1	1	0	0	1.000	1	0	1.000	0	0	1	1	0	0	1.000	1	0	1.000	0	0
8 CARRIGG, Cole	171	153	16	2	.988	10	4	.714	5	0	249	224	22	3	.988	15	5	.750	7	0
10 BETHANCOURT, Théo	67	54	12	1	.985	2	0	1.000	1	0	132	87	33	12	.909	3	0	1.000	1	0
21 LEONHARDT, Brian	106	93	11	2	.981	0	0	---	0	0	106	93	11	2	.981	0	0	---	0	0
18 GLOWACKI, Tyler	72	65	5	2	.972	1	0	1.000	0	0	441	391	36	14	.968	3	1	.750	0	0
1 MILLER, Caden	32	30	1	1	.969	0	0	---	0	0	32	30	1	1	.969	0	0	---	0	0
48 GIANNOLA, Johnny	76	23	50	3	.961	0	0	---	0	0	289	103	177	9	.969	0	0	---	0	0
3 LEBEAU, Kenny	17	16	0	1	.941	0	0	---	0	0	17	16	0	1	.941	0	0	---	0	0
28 FONDTRAIN, TJ	30	9	19	2	.933	0	0	---	0	0	30	9	19	2	.933	0	0	---	0	0
12 FOXCROFT, Max	7	1	5	1	.857	2	1	.667	0	0	24	17	5	2	.917	2	1	.667	0	0
36 FLORES, Jacob	6	2	3	1	.833	0	0	---	0	0	19	6	10	3	.842	0	0	---	0	0
31 BUTCHER, Blake	6	1	4	1	.833	0	1	.000	0	0	22	1	18	3	.864	7	3	.700	0	0
50 SAUER, Kelena	9	1	4	1	.833	0	0	---	0	0	6	1	4	1	.833	0	0	---	0	0
23 GUZMAN, Jonny	3	0	2	3	.667	2	2	.500	0	0	10	2	5	3	.700	2	2	.500	0	0
29 BRODELL, Robert	5	1	2	1	.667	1	0	1.000	0	0	3	0	2	1	.667	2	0	1.000	0	0
39 MELTON, Troy	5	0	0	2	.600	0	0	---	0	0	5	1	2	2	.600	0	0	---	0	0
25 HARGETT, Hunter	0	0	0	0	.000	0	0	---	0	0	18	3	13	2	.889	11	5	.688	0	0
26 SERRANO, Omar	0	0	0	0	.000	0	0	---	0	0	0	0	0	0	.000	0	0	---	0	0
47 ARMSTRONG, Eldridge	0	0	0	0	.000	0	0	---	0	0	0	0	0	0	.000	0	0	---	0	0
2 ZAVOREK, Brady	0	0	0	0	.000	0	0	---	0	0	0	0	0	0	.000	0	0	---	0	0
Totals	737	538	175	24	.967	11	5	.688	8	1	737	538	175	24	.967	11	5	.688	8	1
Opponents	774	541	212	21	.973	22	9	.710	2	1	774	541	212	21	.973	22	9	.710	2	1

Individual Career History

ARMSTRONG, Eldridge

Year	avg	gp-gs	ab	r	h	2b	3b	hr	rbi	tb	slg%	bb	hbp	so	gdp	ob%	sf	sh	sb-att	po	a	e	fld%
2022	.000	4-0	0	0	0	0	0	0	0	0	.000	0	0	0	0	.000	0	0	0-0	0	0	0	.000
TOTAL	.000	4-0	0	0	0	0	0	0	0	0	.000	0	0	0	0	.000	0	0	0-0	0	0	0	.000

Year	era	w-l	app	gs	cq	sho	sv	ip	h	r	er	bb	so	2b	3b	hr	bf	bavg	wp	hbp	bk	sfa	sha
2022	2.08	0-0	4	0	0	0/0	0	4.1	6	1	1	0	6	1	0	1	19	.316	2	0	0	0	0
TOTAL	2.08	0-0	4	0	0	0/0	0	4.1	6	1	1	0	6	1	0	1	19	.316	2	0	0	0	0

SINGLE-GAME HIGHS [all-time ranking]:

Innings pitched: 1.1, Hawai'i, 02-28-22

Strikeouts: 2, Hawai'i, 02-28-22; Iowa, 03-15-22

Batters faced: 6, Hawai'i, 02-28-22

BERCOVICH, Jadon

Year	avg	gp-gs	ab	r	h	2b	3b	hr	rbi	tb	slg%	bb	hbp	so	gdp	ob%	sf	sh	sb-att	po	a	e	fld%
2022	.000	9-0	0	0	0	0	0	0	0	0	.000	0	0	0	0	.000	0	0	0-0	2	3	0	1.000
TOTAL	.000	9-0	0	0	0	0	0	0	0	0	.000	0	0	0	0	.000	0	0	0-0	2	3	0	1.000

Year	era	w-l	app	gs	cq	sho	sv	ip	h	r	er	bb	so	2b	3b	hr	bf	bavg	wp	hbp	bk	sfa	sha
2022	2.35	1-2	9	0	0	0/0	1	15.1	11	6	4	2	21	3	1	0	61	.204	1	4	1	0	1
TOTAL	2.35	1-2	9	0	0	0/0	1	15.1	11	6	4	2	21	3	1	0	61	.204	1	4	1	0	1

SINGLE-GAME HIGHS [all-time ranking]:

Innings pitched: 6.0, Hawai'i, 02-28-22

Walks allowed: 1, UNLV, 03-12-22; at San Jose State, 03-20-22

Strikeouts: 7, Hawai'i, 02-28-22

Batters faced: 20, Hawai'i, 02-28-22

Field chances: 3, Hawai'i, 02-28-22

Putouts: 1, Utah, 02-27-22; Hawai'i, 02-28-22

Assists: 2, Hawai'i, 02-28-22

Individual Career History

BETHANCOURT, Tino

Year	avg	gp-gs	ab	r	h	2b	3b	hr	rbi	tb	slg%	bb	hbp	so	gdp	ob%	sf	sh	sb-att	po	a	e	fld%
2022	.211	18-18	57	9	12	1	0	1	6	16	.281	9	3	16	0	.338	2	0	2-3	93	11	2	.981
TOTAL	.211	18-18	57	9	12	1	0	1	6	16	.281	9	3	16	0	.338	2	0	2-3	93	11	2	.981

SINGLE-GAME HIGHS [all-time ranking]:

Hits: 2, at San Jose State, 03-19-22
 Doubles: 1, Arizona State, 03-06-22
 Home runs: 1 [t-7th], at San Jose State, 03-20-22
 Total bases: 4, at San Jose State, 03-20-22
 RBI: 2, at San Jose State, 03-19-22
 Runs scored: 2, Hawai'i, 02-28-22
 Walks: 2, vs TCU, 02-18-22; Utah, 02-26-22
 Hit by pitch: 1, vs Houston, 02-19-22; Hawai'i, 02-28-22; at UC San Diego, 03-22-22
 Struck out: 2, Utah, 02-27-22; UC Irvine, 03-01-22; UNLV, 03-12-22
 Sac flies: 1 [t-4th], Arizona State, 03-04-22; at UC San Diego, 03-22-22
 At bats: 5, Hawai'i, 02-28-22
 Stolen bases: 1, Utah, 02-27-22; UNLV, 03-11-22
 Caught stealing: 1 [t-2nd], vs Houston, 02-19-22
 Field chances: 16 [t-4th], Hawai'i, 02-28-22
 Putouts: 14, Hawai'i, 02-28-22
 Assists: 2, Hawai'i, 02-28-22; at San Jose State, 03-19-22; at San Jose State, 03-20-22

BRODELL, Robert

Year	avg	gp-gs	ab	r	h	2b	3b	hr	rbi	tb	slg%	bb	hbp	so	gdp	ob%	sf	sh	sb-att	po	a	e	fld%
2022	.000	7-0	0	0	0	0	0	0	0	0	.000	0	0	0	0	.000	0	0	0-0	1	2	2	.600
TOTAL	.000	7-0	0	0	0	0	0	0	0	0	.000	0	0	0	0	.000	0	0	0-0	1	2	2	.600

Year	era	w-l	app	gs	cq	sho	sv	ip	h	r	er	bb	so	2b	3b	hr	bf	bavg	wp	hbp	bk	sfa	sha
2022	3.55	0-1	7	0	0	0/0	0	12.2	15	12	5	11	9	3	0	1	66	.294	4	2	0	0	2
TOTAL	3.55	0-1	7	0	0	0/0	0	12.2	15	12	5	11	9	3	0	1	66	.294	4	2	0	0	2

SINGLE-GAME HIGHS [all-time ranking]:

Innings pitched: 4.0, Utah, 02-26-22
 Walks allowed: 4 [t-6th], UC Irvine, 03-01-22
 Strikeouts: 4, Utah, 02-26-22
 Batters faced: 17, Arizona State, 03-04-22
 Field chances: 3, at UC San Diego, 03-22-22
 Putouts: 1, at UC San Diego, 03-22-22
 Assists: 2, at UC San Diego, 03-22-22

Individual Career History

BUTCHER, Blake

Year	avg	gp-gs	ab	r	h	2b	3b	hr	rbi	tb	slg%	bb	hbp	so	gdp	ob%	sf	sh	sb-att	po	a	e	fld%
2022	.000	4-3	6	0	0	0	0	0	0	0	.000	0	0	4	0	.000	0	0	0-0	1	4	1	.833
TOTAL	.000	4-3	6	0	0	0	0	0	0	0	.000	0	0	4	0	.000	0	0	0-0	1	4	1	.833

SINGLE-GAME HIGHS [all-time ranking]:

Struck out: 2, Iowa, 03-15-22

At bats: 2, Arizona State, 03-06-22; Iowa, 03-15-22

Field chances: 3, Hawai'i, 02-28-22

Putouts: 1, Arizona State, 03-06-22

Assists: 3, Hawai'i, 02-28-22

CANADA, Chris

Year	avg	gp-gs	ab	r	h	2b	3b	hr	rbi	tb	slg%	bb	hbp	so	gdp	ob%	sf	sh	sb-att	po	a	e	fld%
2022	.000	5-0	0	0	0	0	0	0	0	0	.000	0	0	0	0	.000	0	0	0-0	1	1	0	1.000
TOTAL	.000	5-0	0	0	0	0	0	0	0	0	.000	0	0	0	0	.000	0	0	0-0	1	1	0	1.000

Year	era	w-l	app	gs	cq	sho	sv	ip	h	r	er	bb	so	2b	3b	hr	bf	bavg	wp	hbp	bk	sfa	sha
2022	3.38	0-0	5	0	0	0/0	0	5.1	7	2	2	5	6	1	0	0	28	.304	2	0	0	0	0
TOTAL	3.38	0-0	5	0	0	0/0	0	5.1	7	2	2	5	6	1	0	0	28	.304	2	0	0	0	0

SINGLE-GAME HIGHS [all-time ranking]:

Innings pitched: 2.0, Iowa, 03-15-22

Walks allowed: 2, Iowa, 03-15-22

Strikeouts: 2, at UC San Diego, 03-22-22

Batters faced: 10, Iowa, 03-15-22

Field chances: 1, Hawai'i, 02-28-22; Iowa, 03-15-22

Putouts: 1, Hawai'i, 02-28-22

Assists: 1, Iowa, 03-15-22

Individual Career History

CARRIGG, Cole

Year	avg	gp-gs	ab	r	h	2b	3b	hr	rbi	tb	slg%	bb	hbp	so	gdp	ob%	sf	sh	sb-att	po	a	e	fld%
2021	.270	37-33	111	37	30	11	1	2	23	49	.441	21	5	22	0	.406	1	0	3-3	33	21	11	.831
2022	.347	19-18	72	11	25	3	1	1	12	33	.458	3	0	12	1	.373	0	4	5-6	54	12	1	.985
TOTAL	.301	56-51	183	48	55	14	2	3	35	82	.448	24	5	34	1	.394	1	4	8-9	87	33	12	.909

Year	era	w-l	app	gs	cg	sho	sv	ip	h	r	er	bb	so	2b	3b	hr	bf	bavg	wp	hbp	bk	sfa	sha
2021	0.00	0-0	2	0	0	0/0	0	1.1	3	2	0	1	0	0	0	0	8	.500	0	0	1	1	0
2022	54.00	0-1	1	1	0	0/0	0	1.0	4	6	6	3	2	2	0	1	10	.571	0	0	0	0	0
TOTAL	23.14	0-1	3	1	0	0/0	0	2.1	7	8	6	4	2	2	0	1	18	.538	0	0	1	1	0

SINGLE-GAME HIGHS [all-time ranking]:

Hits: 3, 4 times

Doubles: 2 [t-5th], at Fresno State, 04-17-21; Dixie State, 04-25-21; at Nevada, 05-01-21

Triples: 1 [t-1st], UNLV, 03-14-21; at San Jose State, 03-18-22

Home runs: 1 [t-7th], at San Jose State, 03-20-22; San Jose State, 05-08-21; at Air Force, 05-22-21

Total bases: 7, at Air Force, 05-22-21

RBI: 3, Dixie State, 04-25-21; at Air Force, 05-22-21

Runs scored: 4 [t-2nd], at Air Force, 05-22-21

Walks: 2, 6 times

Hit by pitch: 1, 4 times

Struck out: 2, 8 times

Sac flies: 1 [t-4th], at Nevada, 04-30-21

Sac bunts: 2 [t-1st], Utah, 02-27-22

At bats: 7 [t-1st], Hawai'i, 02-28-22

Stolen bases: 2 [t-2nd], UNLV, 03-12-22; at San Jose State, 03-20-22

Caught stealing: 1 [t-2nd], UNLV, 03-13-22

Innings pitched: 1.0, Iowa, 03-15-22; at San Jose State, Mar 27, 2021

Walks allowed: 3, Iowa, 03-15-22

Strikeouts: 2, Iowa, 03-15-22

Batters faced: 10, Iowa, 03-15-22

Field chances: 13, at UC Irvine, Feb 22, 2022

Putouts: 11, at UC Irvine, Feb 22, 2022

Assists: 3, at San Jose State, 03-18-22; at Nevada, 05-01-21

CARTER, Xavier

Year	avg	gp-gs	ab	r	h	2b	3b	hr	rbi	tb	slg%	bb	hbp	so	gdp	ob%	sf	sh	sb-att	po	a	e	fld%
2020	1.000	2-0	1	1	1	0	0	0	0	1	1.000	0	0	0	0	1.000	0	0	0-0	0	0	0	.000
2021	.286	3-2	7	1	2	0	0	1	2	5	.714	1	0	1	0	.375	0	0	0-0	3	0	0	1.000
2022	.250	4-1	4	1	1	0	0	0	1	1	.250	2	0	0	0	.500	0	0	0-0	3	0	0	1.000
TOTAL	.333	9-3	12	3	4	0	0	1	3	7	.583	3	0	1	0	.467	0	0	0-0	6	0	0	1.000

SINGLE-GAME HIGHS [all-time ranking]:

Hits: 2, Dixie State, 04-25-21

Home runs: 1 [t-7th], Dixie State, 04-25-21

Total bases: 5, Dixie State, 04-25-21

RBI: 2, Dixie State, 04-25-21

Runs scored: 1, at UC San Diego, 03-22-22; Dixie State, 04-25-21; at Oklahoma, Mar 08, 2020

Walks: 2, at UC San Diego, 03-22-22

Struck out: 1, at Nevada, 05-01-21

At bats: 4, at UC Irvine, Feb 22, 2022

Field chances: 2, at UC San Diego, 03-22-22; Dixie State, 04-25-21

Putouts: 2, at UC San Diego, 03-22-22; Dixie State, 04-25-21

Individual Career History

CRANTON, Hunter

Year	avg	gp-gs	ab	r	h	2b	3b	hr	rbi	tb	slg%	bb	hbp	so	gdp	ob%	sf	sh	sb-att	po	a	e	fld%
2022	.000	4-1	0	0	0	0	0	0	0	0	.000	0	0	0	0	.000	0	0	0-0	1	0	0	1.000
TOTAL	.000	4-1	0	0	0	0	0	0	0	0	.000	0	0	0	0	.000	0	0	0-0	1	0	0	1.000

Year	era	w-l	app	gs	cq	sho	sv	ip	h	r	er	bb	so	2b	3b	hr	bf	bavg	wp	hbp	bk	sfa	sha
2022	4.76	0-1	4	1	0	0/0	0	5.2	5	3	3	3	7	2	0	1	25	.227	2	0	0	0	0
TOTAL	4.76	0-1	4	1	0	0/0	0	5.2	5	3	3	3	7	2	0	1	25	.227	2	0	0	0	0

SINGLE-GAME HIGHS [all-time ranking]:

Innings pitched: 3.0, UC Irvine, 03-01-22

Walks allowed: 2, UC Irvine, 03-01-22

Strikeouts: 2, UC Irvine, 03-01-22; UNLV, 03-12-22; Iowa, 03-15-22

Batters faced: 15, UC Irvine, 03-01-22

Field chances: 1, UC Irvine, 03-01-22

Putouts: 1, UC Irvine, 03-01-22

FAULKES, Ryan

Year	avg	gp-gs	ab	r	h	2b	3b	hr	rbi	tb	slg%	bb	hbp	so	gdp	ob%	sf	sh	sb-att	po	a	e	fld%
2022	.000	2-0	0	0	0	0	0	0	0	0	.000	0	0	0	0	.000	0	0	0-0	0	1	0	1.000
TOTAL	.000	2-0	0	0	0	0	0	0	0	0	.000	0	0	0	0	.000	0	0	0-0	0	1	0	1.000

Year	era	w-l	app	gs	cq	sho	sv	ip	h	r	er	bb	so	2b	3b	hr	bf	bavg	wp	hbp	bk	sfa	sha
2022	18.00	0-0	2	0	0	0/0	0	2.0	4	4	4	1	2	0	1	0	12	.400	1	1	0	0	0
TOTAL	18.00	0-0	2	0	0	0/0	0	2.0	4	4	4	1	2	0	1	0	12	.400	1	1	0	0	0

SINGLE-GAME HIGHS [all-time ranking]:

Innings pitched: 1.0, Iowa, 03-15-22; at UC Irvine, Feb 22, 2022

Walks allowed: 1, Iowa, 03-15-22

Strikeouts: 2, at UC Irvine, Feb 22, 2022

Batters faced: 8, at UC Irvine, Feb 22, 2022

Field chances: 1, Iowa, 03-15-22

Assists: 1, Iowa, 03-15-22

Individual Career History

FLORES, Jacob

Year	avg	gp-gs	ab	r	h	2b	3b	hr	rbi	tb	slg%	bb	hbp	so	gdp	ob%	sf	sh	sb-att	po	a	e	fld%
2018	.000	0-0	0	0	0	0	0	0	0	0	.000	0	0	0	0	.000	0	0	0-0	0	1	0	1.000
2019	.000	20-1	0	0	0	0	0	0	0	0	.000	0	0	0	0	.000	0	0	0-0	0	6	2	.750
2020	.000	8-1	0	0	0	0	0	0	0	0	.000	0	0	0	0	.000	0	0	0-0	0	7	0	1.000
2021	.000	7-0	0	0	0	0	0	0	0	0	.000	0	0	0	0	.000	0	0	0-0	0	0	0	.000
2022	.000	6-5	0	0	0	0	0	0	0	0	.000	0	0	0	0	.000	0	0	0-0	1	4	1	.833
TOTAL	.000	41-7	0	0	0	0	0	0	0	0	.000	0	0	0	0	.000	0	0	0-0	1	18	3	.864

Year	era	w-l	app	gs	cg	sho	sv	ip	h	r	er	bb	so	2b	3b	hr	bf	bavg	wp	hbp	bk	sfa	sha
2018	3.86	0-0	19	2	0	0/0	1	21.0	17	11	9	12	19	3	1	3	96	.221	5	4	0	3	0
2019	3.75	2-2	20	1	0	0/0	1	36.0	37	21	15	27	38	4	0	2	172	.274	3	5	0	2	2
2020	1.45	2-0	8	1	0	0/0	0	18.2	14	4	3	11	25	1	0	1	82	.203	2	2	1	0	0
2021	19.80	0-0	7	0	0	0/0	0	5.0	6	12	11	11	6	2	0	0	36	.300	3	4	0	1	0
2022	4.62	1-2	6	5	0	0/0	0	25.1	23	15	13	16	28	3	3	3	116	.240	2	2	0	1	1
TOTAL	4.33	5-4	60	9	0	0/0	2	106.0	97	63	51	77	116	13	4	9	502	.244	15	17	1	7	3

SINGLE-GAME HIGHS [all-time ranking]:

Innings pitched: 6.0, Arizona State, 03-06-22

Walks allowed: 5 [t-1st], UNLV, 03-13-22

Strikeouts: 7, Utah, 02-27-22

Batters faced: 29, Arizona State, 03-06-22

Field chances: 3, Utah, 02-27-22

Putouts: 1, UNLV, 03-13-22

Assists: 2, 4 times

Runners CS: 1, at Cal State Fullerton, Apr 12, 2019; at UC San Diego, 03-22-22; Oregon State, Feb 28, 2020

FONDTAIN, TJ

Year	avg	gp-gs	ab	r	h	2b	3b	hr	rbi	tb	slg%	bb	hbp	so	gdp	ob%	sf	sh	sb-att	po	a	e	fld%
2020	.250	4-0	4	0	1	0	0	0	1	1	.250	1	1	0	0	.500	0	0	0-0	7	0	0	1.000
2021	.250	12-1	20	2	5	1	0	0	5	6	.300	2	0	6	0	.304	1	0	0-0	9	0	1	.900
2022	.000	8-6	7	0	0	0	0	0	0	0	.000	2	0	3	0	.222	0	0	0-1	1	5	1	.857
TOTAL	.194	24-7	31	2	6	1	0	0	6	7	.226	5	1	9	0	.316	1	0	0-1	17	5	2	.917

Year	era	w-l	app	gs	cg	sho	sv	ip	h	r	er	bb	so	2b	3b	hr	bf	bavg	wp	hbp	bk	sfa	sha
2022	4.07	1-2	5	4	0	0/0	0	24.1	20	12	11	9	18	3	0	4	103	.222	1	4	1	0	0
TOTAL	4.07	1-2	5	4	0	0/0	0	24.1	20	12	11	9	18	3	0	4	103	.222	1	4	1	0	0

SINGLE-GAME HIGHS [all-time ranking]:

Hits: 1, 6 times

Doubles: 1, Dixie State, 04-24-21

Total bases: 2, Dixie State, 04-24-21

RBI: 2, New Mexico, 04-02-21; Dixie State, 04-24-21

Runs scored: 1, at Fresno State, 04-18-21; Dixie State, 04-24-21

Walks: 1, 5 times

Hit by pitch: 1, at Coastal Carolina, Feb 15, 2020

Struck out: 2, Hawai'i, 02-28-22; Dixie State, 04-24-21

Sac flies: 1 [t-4th], at Nevada, 04-30-21

At bats: 4, Hawai'i, 02-28-22

Caught stealing: 1 [t-2nd], vs California, 02-20-22

Innings pitched: 6.0, Hawai'i, 02-25-22; at San Jose State, 03-20-22

Walks allowed: 3, vs TCU, 02-18-22; Arizona State, 03-04-22

Strikeouts: 7, Hawai'i, 02-25-22

Batters faced: 26, at San Jose State, 03-20-22

Field chances: 5, at Nevada, 04-30-21

Putouts: 5, at Nevada, 04-30-21

Assists: 3, Hawai'i, 02-25-22

Runners CS: 1, Arizona State, 03-04-22

Individual Career History

FOXCROFT, Max

Year	avg	gp-gs	ab	r	h	2b	3b	hr	rbi	tb	slg%	bb	hbp	so	gdp	ob%	sf	sh	sb-att	po	a	e	fld%
2021	.067	12-5	15	2	1	0	0	0	1	1	.067	6	1	3	0	.364	0	1	1-1	4	7	2	.846
2022	.000	5-2	7	1	0	0	0	0	1	0	.000	0	0	4	0	.000	0	0	0-0	2	3	1	.833
TOTAL	.045	17-7	22	3	1	0	0	0	2	1	.045	6	1	7	0	.276	0	1	1-1	6	10	3	.842

SINGLE-GAME HIGHS [all-time ranking]:

Hits: 1, at UC San Diego, Feb 28, 2021

Total bases: 1, at UC San Diego, Feb 28, 2021

RBI: 1, Hawai'i, 02-25-22; Fresno State, 03-06-21

Runs scored: 1, Hawai'i, 02-25-22; Fresno State, 03-06-21; Dixie State, 04-25-21

Walks: 1, 5 times

Hit by pitch: 1, at UC San Diego, Feb 28, 2021

Struck out: 2, Hawai'i, 02-25-22; Utah, 02-26-22; at UC San Diego, Feb 28, 2021

Sac bunts: 1 [t-4th], Dixie State, 04-24-21

At bats: 4, Hawai'i, 02-25-22

Stolen bases: 1, Dixie State, 04-25-21

Field chances: 4, Fresno State, 03-07-21; at UNLV, 05-16-21

Putouts: 3, at UNLV, 05-16-21

Assists: 2, Fresno State, 03-07-21; at San Diego, Feb 21, 2021

GIANNOLA, Johnny

Year	avg	gp-gs	ab	r	h	2b	3b	hr	rbi	tb	slg%	bb	hbp	so	gdp	ob%	sf	sh	sb-att	po	a	e	fld%
2022	.193	17-15	57	8	11	3	2	0	5	18	.316	7	3	15	0	.313	0	1	3-5	16	0	1	.941
TOTAL	.193	17-15	57	8	11	3	2	0	5	18	.316	7	3	15	0	.313	0	1	3-5	16	0	1	.941

SINGLE-GAME HIGHS [all-time ranking]:

Hits: 2, Hawai'i, 02-25-22; Hawai'i, 02-28-22; UNLV, 03-11-22

Doubles: 1, Hawai'i, 02-28-22; UNLV, 03-11-22; at San Jose State, 03-19-22

Triples: 1 [t-1st], Hawai'i, 02-25-22; UNLV, 03-11-22

Total bases: 5, UNLV, 03-11-22

RBI: 2, UNLV, 03-11-22

Runs scored: 2, Hawai'i, 02-25-22

Walks: 1, 7 times

Hit by pitch: 2 [t-2nd], Arizona State, 03-06-22

Struck out: 3 [t-6th], Iowa, 03-15-22

Sac bunts: 1 [t-4th], Hawai'i, 02-28-22

At bats: 5, UNLV, 03-13-22; Iowa, 03-15-22

Stolen bases: 1, Arizona State, 03-05-22; Arizona State, 03-06-22; at UC San Diego, 03-22-22

Caught stealing: 1 [t-2nd], Hawai'i, 02-25-22; Arizona State, 03-06-22

Field chances: 4, Hawai'i, 02-25-22

Putouts: 4, Hawai'i, 02-25-22

Individual Career History

GLOWACKI, Tyler

Year	avg	gp-gs	ab	r	h	2b	3b	hr	rbi	tb	slg%	bb	hbp	so	gdp	ob%	sf	sh	sb-att	po	a	e	fld%
2022	.274	18-18	62	6	17	4	0	0	7	21	.339	13	2	7	1	.416	0	0	1-2	30	1	1	.969
TOTAL	.274	18-18	62	6	17	4	0	0	7	21	.339	13	2	7	1	.416	0	0	1-2	30	1	1	.969

SINGLE-GAME HIGHS [all-time ranking]:

Hits: 3, Hawai'i, 02-28-22; Iowa, 03-15-22

Doubles: 2 [t-5th], Iowa, 03-15-22

Total bases: 5, Iowa, 03-15-22

RBI: 3, Iowa, 03-15-22

Runs scored: 2, Hawai'i, 02-28-22

Walks: 2, Utah, 02-26-22; UNLV, 03-12-22

Hit by pitch: 1, UC Irvine, 03-01-22; at San Jose State, 03-19-22

Struck out: 1, 7 times

At bats: 6 [t-8th], Hawai'i, 02-28-22; at UC San Diego, 03-22-22

Stolen bases: 1, at San Jose State, 03-20-22

Caught stealing: 1 [t-2nd], UNLV, 03-12-22

Field chances: 5, vs TCU, 02-18-22

Putouts: 5, vs TCU, 02-18-22

Assists: 1, at San Jose State, 03-19-22

GUZMAN, Jonny

Year	avg	gp-gs	ab	r	h	2b	3b	hr	rbi	tb	slg%	bb	hbp	so	gdp	ob%	sf	sh	sb-att	po	a	e	fld%
2020	.000	2-0	0	0	0	0	0	0	0	0	.000	0	0	0	0	.000	0	0	0-0	0	0	0	.000
2022	.000	8-1	0	0	0	0	0	0	0	0	.000	0	0	0	0	.000	0	0	0-0	0	2	1	.667
TOTAL	.000	10-1	0	0	0	0	0	0	0	0	.000	0	0	0	0	.000	0	0	0-0	0	2	1	.667

Year	era	w-l	app	gs	cg	sho	sv	ip	h	r	er	bb	so	2b	3b	hr	bf	bavg	wp	hbp	bk	sfa	sha
2020	40.50	0-0	2	0	0	0/0	0	1.1	6	6	6	3	2	2	0	2	12	.667	0	0	0	0	0
2022	3.68	1-2	8	1	0	0/0	1	14.2	9	11	6	7	22	2	0	2	68	.173	6	6	0	1	2
TOTAL	6.75	1-2	10	1	0	0/0	1	16.0	15	17	12	10	24	4	0	4	80	.246	6	6	0	1	2

SINGLE-GAME HIGHS [all-time ranking]:

Innings pitched: 4.1, at UC Irvine, Feb 22, 2022

Walks allowed: 3, at UC Irvine, Feb 22, 2022

Strikeouts: 9 [t-4th], at UC Irvine, Feb 22, 2022

Batters faced: 19, at UC Irvine, Feb 22, 2022

Field chances: 1, UNLV, 03-13-22; at San Jose State, 03-19-22; at UC Irvine, Feb 22, 2022

Assists: 1, UNLV, 03-13-22; at UC Irvine, Feb 22, 2022

Individual Career History

HARGETT, Hunter

Year	avg	gp-gs	ab	r	h	2b	3b	hr	rbi	tb	slg%	bb	hbp	so	gdp	ob%	sf	sh	sb-att	po	a	e	fld%
2022	.000	5-0	0	0	0	0	0	0	0	0	.000	0	0	0	0	.000	0	0	0-0	0	0	0	.000
TOTAL	.000	5-0	0	0	0	0	0	0	0	0	.000	0	0	0	0	.000	0	0	0-0	0	0	0	.000

Year	era	w-l	app	gs	cg	sho	sv	ip	h	r	er	bb	so	2b	3b	hr	bf	bavg	wp	hbp	bk	sfa	sha
2022	10.80	0-0	5	0	0	0/0	0	3.1	3	5	4	3	7	0	0	2	21	.231	3	5	0	0	0
TOTAL	10.80	0-0	5	0	0	0/0	0	3.1	3	5	4	3	7	0	0	2	21	.231	3	5	0	0	0

SINGLE-GAME HIGHS [all-time ranking]:

Innings pitched: 1.0, Hawai'i, 02-28-22; Iowa, 03-15-22; at UC San Diego, 03-22-22
 Walks allowed: 1, vs Houston, 02-19-22; Hawai'i, 02-28-22; at UC San Diego, 03-22-22
 Strikeouts: 3, Iowa, 03-15-22
 Batters faced: 6, Hawai'i, 02-28-22; at UC San Diego, 03-22-22

HAZELHURST, Trevor

Year	avg	gp-gs	ab	r	h	2b	3b	hr	rbi	tb	slg%	bb	hbp	so	gdp	ob%	sf	sh	sb-att	po	a	e	fld%
2022	.130	12-3	23	4	3	0	0	1	2	6	.261	4	0	10	1	.259	0	0	0-0	6	0	0	1.000
TOTAL	.130	12-3	23	4	3	0	0	1	2	6	.261	4	0	10	1	.259	0	0	0-0	6	0	0	1.000

SINGLE-GAME HIGHS [all-time ranking]:

Hits: 1, UC Irvine, 03-01-22; Arizona State, 03-05-22; at UC Irvine, Feb 22, 2022
 Home runs: 1 [t-7th], Arizona State, 03-05-22
 Total bases: 4, Arizona State, 03-05-22
 RBI: 1, UC Irvine, 03-01-22; Arizona State, 03-05-22
 Runs scored: 2, at San Jose State, 03-20-22
 Walks: 2, Arizona State, 03-06-22; at San Jose State, 03-20-22
 Struck out: 3 [t-6th], Iowa, 03-15-22
 At bats: 4, Iowa, 03-15-22
 Field chances: 6, at San Jose State, 03-20-22
 Putouts: 6, at San Jose State, 03-20-22

Individual Career History

INGRASSIA, Joseph

Year	avg	gp-gs	ab	r	h	2b	3b	hr	rbi	tb	slg%	bb	hbp	so	gdp	ob%	sf	sh	sb-att	po	a	e	fld%
2021	.000	6-0	0	0	0	0	0	0	0	0	.000	0	0	0	0	.000	0	0	0-0	0	0	0	.000
2022	.000	5-0	0	0	0	0	0	0	0	0	.000	0	0	0	0	.000	0	0	0-0	0	1	0	1.000
TOTAL	.000	11-0	0	0	0	0	0	0	0	0	.000	0	0	0	0	.000	0	0	0-0	0	1	0	1.000

Year	era	w-l	app	gs	cg	sho	sv	ip	h	r	er	bb	so	2b	3b	hr	bf	bavg	wp	hbp	bk	sfa	sha
2021	7.36	0-0	6	0	0	0/0	0	3.2	0	6	3	5	5	0	0	0	19	.000	3	1	0	0	0
2022	8.53	0-0	5	0	0	0/0	0	6.1	8	6	6	5	8	3	1	0	32	.308	3	1	0	0	0
TOTAL	8.10	0-0	11	0	0	0/0	0	10.0	8	12	9	10	13	3	1	0	51	.205	6	2	0	0	0

SINGLE-GAME HIGHS [all-time ranking]:

Innings pitched: 2.1, vs California, 02-20-22

Walks allowed: 2, vs California, 02-20-22; at Air Force, 05-23-21

Strikeouts: 3, vs TCU, 02-18-22

Batters faced: 12, vs California, 02-20-22

Field chances: 1, vs California, 02-20-22

Assists: 1, vs California, 02-20-22

JOHNSON, Deron

Year	avg	gp-gs	ab	r	h	2b	3b	hr	rbi	tb	slg%	bb	hbp	so	gdp	ob%	sf	sh	sb-att	po	a	e	fld%
2019	.225	21-8	40	7	9	4	0	0	2	13	.325	6	0	11	1	.326	0	0	0-0	50	7	1	.983
2020	.250	3-1	4	0	1	0	0	0	0	1	.250	0	0	2	0	.250	0	0	0-0	3	0	0	1.000
2022	.280	12-4	25	4	7	2	0	1	4	12	.480	6	0	2	1	.419	0	0	1-1	11	3	0	1.000
TOTAL	.246	36-13	69	11	17	6	0	1	6	26	.377	12	0	15	2	.358	0	0	1-1	64	10	1	.987

SINGLE-GAME HIGHS [all-time ranking]:

Hits: 2, at San Jose State, 03-18-22; at UC San Diego, 03-22-22; at Air Force, Apr 18, 2019

Doubles: 2 [t-5th], at Air Force, Apr 18, 2019

Home runs: 1 [t-7th], at San Jose State, 03-20-22

Total bases: 4, at San Jose State, 03-20-22; at Air Force, Apr 18, 2019

RBI: 2, at San Jose State, 03-20-22; at UC San Diego, 03-22-22

Runs scored: 2, at UC San Diego, 03-22-22; Seattle, Mar 17, 2019

Walks: 2, at UC San Diego, 03-22-22; Texas Tech, Mar 06, 2019

Struck out: 2, Air Force, Apr 19, 2019

At bats: 5, at San Jose State, 03-20-22

Stolen bases: 1, at UC San Diego, 03-22-22

Field chances: 14, Air Force, Apr 19, 2019

Putouts: 10, at UC Irvine, Apr 16, 2019; New Mexico, May 18, 2019

Assists: 4, Air Force, Apr 19, 2019

Individual Career History

JONES, Avery

Year	avg	gp-gs	ab	r	h	2b	3b	hr	rbi	tb	slg%	bb	hbp	so	gdp	ob%	sf	sh	sb-att	po	a	e	fld%
2020	.000	4-1	0	0	0	0	0	0	0	0	.000	0	0	0	0	.000	0	0	0-0	0	1	0	1.000
2021	.000	3-0	0	0	0	0	0	0	0	0	.000	0	0	0	0	.000	0	0	0-0	0	0	0	.000
2022	.000	4-0	0	0	0	0	0	0	0	0	.000	0	0	0	0	.000	0	0	0-0	0	1	0	1.000
TOTAL	.000	11-1	0	0	0	0	0	0	0	0	.000	0	0	0	0	.000	0	0	0-0	0	2	0	1.000

Year	era	w-l	app	gs	cq	sho	sv	ip	h	r	er	bb	so	2b	3b	hr	bf	bavg	wp	hbp	bk	sfa	sha
2020	0.00	1-0	4	1	0	0/1	0	6.1	4	0	0	4	5	1	0	0	28	.182	1	2	0	0	0
2021	6.75	1-0	3	0	0	0/0	0	5.1	5	4	4	4	2	1	1	0	25	.250	1	1	0	0	0
2022	9.00	0-0	4	0	0	0/0	0	6.0	6	6	6	4	2	0	1	0	26	.286	0	1	0	0	0
TOTAL	5.09	2-0	11	1	0	0/1	0	17.2	15	10	10	12	9	2	2	0	79	.238	2	4	0	0	0

SINGLE-GAME HIGHS [all-time ranking]:

Innings pitched: 3.1, at UC Irvine, Feb 25, 2020

Walks allowed: 2, 4 times

Strikeouts: 2, UNLV, 03-13-22; at Air Force, 05-23-21; Oregon State, Feb 29, 2020

Batters faced: 15, at UC Irvine, Feb 25, 2020

Field chances: 1, Hawai'i, 02-28-22; at UC Irvine, Feb 25, 2020

Assists: 1, Hawai'i, 02-28-22; at UC Irvine, Feb 25, 2020

Runners CS: 1, at San Jose State, 03-20-22

LEBEAU, Kenny

Year	avg	gp-gs	ab	r	h	2b	3b	hr	rbi	tb	slg%	bb	hbp	so	gdp	ob%	sf	sh	sb-att	po	a	e	fld%
2022	.152	13-9	33	7	5	2	0	0	3	7	.212	6	2	7	0	.317	0	1	0-0	9	19	2	.933
TOTAL	.152	13-9	33	7	5	2	0	0	3	7	.212	6	2	7	0	.317	0	1	0-0	9	19	2	.933

SINGLE-GAME HIGHS [all-time ranking]:

Hits: 1, 5 times

Doubles: 1, Arizona State, 03-06-22; UNLV, 03-13-22

Total bases: 2, Arizona State, 03-06-22; UNLV, 03-13-22

RBI: 2, Hawai'i, 02-28-22

Runs scored: 2, UNLV, 03-13-22

Walks: 1, 6 times

Hit by pitch: 1, Hawai'i, 02-28-22; Arizona State, 03-04-22

Struck out: 2, Arizona State, 03-06-22

Sac bunts: 1 [t-4th], UNLV, 03-11-22

At bats: 5, Hawai'i, 02-28-22

Field chances: 5, Arizona State, 03-04-22

Putouts: 2, UC Irvine, 03-01-22; Arizona State, 03-06-22

Assists: 3, 4 times

Individual Career History

LEONHARDT, Brian

Year	avg	gp-gs	ab	r	h	2b	3b	hr	rbi	tb	slg%	bb	hbp	so	gdp	ob%	sf	sh	sb-att	po	a	e	fld%
2019	.272	48-45	162	20	44	14	1	1	34	63	.389	14	1	29	3	.326	4	2	2-3	258	22	10	.966
2020	.269	16-16	52	10	14	0	0	2	12	20	.385	6	0	10	3	.333	2	1	0-0	64	6	2	.972
2021	.305	46-44	151	29	46	7	1	2	47	61	.404	20	2	27	4	.374	9	0	0-2	4	3	0	1.000
2022	.226	19-16	62	9	14	1	0	2	9	21	.339	4	1	14	0	.284	0	0	1-1	65	5	2	.972
TOTAL	.276	129-121	427	68	118	22	2	7	102	165	.386	44	4	80	10	.339	15	3	3-6	391	36	14	.968

Year	era	w-l	app	gs	cq	sho	sv	ip	h	r	er	bb	so	2b	3b	hr	bf	bavg	wp	hbp	bk	sfa	sha
2019	6.62	1-0	9	2	0	0/0	0	17.2	24	13	13	12	17	3	1	1	86	.343	3	3	0	1	0
2020	2.08	0-0	4	2	0	0/0	0	8.2	6	3	2	5	7	0	0	0	41	.207	3	3	0	1	3
2021	6.19	1-2	15	7	0	0/0	0	32.0	38	29	22	15	24	9	1	4	153	.284	6	3	1	1	0
2022	6.75	0-0	2	1	0	0/0	0	4.0	4	3	3	2	8	1	0	0	20	.250	2	2	0	0	0
TOTAL	5.78	2-2	30	12	0	0/0	0	62.1	72	48	40	34	56	13	2	5	300	.289	14	11	1	3	3

SINGLE-GAME HIGHS [all-time ranking]:

Hits: 4 [t-5th], at Air Force, 05-22-21
 Doubles: 2 [t-5th], LMU, Apr 09, 2019; UC Irvine, Feb 19, 2019
 Triples: 1 [t-1st], San Jose State, 05-08-21; Seattle, Mar 17, 2019
 Home runs: 1 [t-7th], 7 times
 Total bases: 6, at UC San Diego, Feb 28, 2021
 RBI: 6 [t-1st], at Air Force, 05-22-21
 Runs scored: 3, at Fresno State, 04-18-21; San Jose State, 05-08-21; at UC San Diego, Feb 28, 2021
 Walks: 2, 4 times
 Hit by pitch: 1, 4 times
 Struck out: 2, 18 times
 Sac flies: 1 [t-4th], 15 times
 Sac bunts: 1 [t-4th], USC, Feb 23, 2020; Seattle, Mar 15, 2019; at LMU, Mar 19, 2019
 At bats: 6 [t-8th], at UC San Diego, 03-22-22; at New Mexico, Mar 23, 2019
 Stolen bases: 1, Iowa, 03-15-22; San Francisco, Feb 15, 2019; at New Mexico, Mar 24, 2019
 Caught stealing: 1 [t-2nd], UNLV, 03-13-21; at New Mexico, 05-28-21; Seattle, Mar 16, 2019
 Innings pitched: 4.2, at New Mexico, 05-29-21
 Walks allowed: 3, 4 times
 Strikeouts: 8, Hawai'i, 02-28-22
 Batters faced: 21, 4 times
 Field chances: 15, San Diego, Feb 26, 2019; Fresno State, Mar 29, 2019
 Putouts: 15 [t-5th], Fresno State, Mar 29, 2019
 Assists: 3, at Cal State Fullerton, Apr 14, 2019; Fresno State, Mar 31, 2019
 Runners CS: 1, Air Force, 03-20-21

MELTON, Troy

Year	avg	gp-gs	ab	r	h	2b	3b	hr	rbi	tb	slg%	bb	hbp	so	gdp	ob%	sf	sh	sb-att	po	a	e	fld%
2019	.000	4-0	0	0	0	0	0	0	0	0	.000	0	0	0	0	.000	0	0	0-0	0	0	0	.000
2020	.000	4-4	0	0	0	0	0	0	0	0	.000	0	0	0	0	.000	0	0	0-0	1	3	1	.800
2021	.000	15-15	0	0	0	0	0	0	0	0	.000	0	0	0	0	.000	0	0	0-0	2	10	1	.923
2022	.000	3-2	0	0	0	0	0	0	0	0	.000	0	0	0	0	.000	0	0	0-0	0	0	0	.000
TOTAL	.000	26-21	0	0	0	0	0	0	0	0	.000	0	0	0	0	.000	0	0	0-0	3	13	2	.889

Year	era	w-l	app	gs	cq	sho	sv	ip	h	r	er	bb	so	2b	3b	hr	bf	bavg	wp	hbp	bk	sfa	sha
2019	6.75	0-0	4	0	0	0/0	0	2.2	6	3	2	0	5	0	0	1	16	.429	0	2	0	0	0
2020	3.22	3-1	4	4	0	0/1	0	22.1	15	9	8	9	26	1	0	3	91	.192	3	3	0	0	1
2021	6.14	4-5	15	15	1	1/0	0	73.1	87	59	50	30	83	18	3	12	340	.291	7	7	0	1	3
2022	0.00	0-0	2	2	0	0/0	0	6.2	3	2	0	2	8	3	0	0	26	.125	0	0	0	0	0
TOTAL	5.14	7-6	25	21	1	1/1	0	105.0	111	73	60	41	122	22	3	16	473	.267	10	12	0	1	4

SINGLE-GAME HIGHS [all-time ranking]:

Innings pitched: 7.0, Fresno State, 03-06-21; Air Force, 03-20-21; New Mexico, 04-02-21
 Walks allowed: 5 [t-1st], UNLV, 03-13-21
 Strikeouts: 9 [t-4th], Fresno State, 03-06-21; Dixie State, 04-24-21; Oregon State, Feb 29, 2020
 Batters faced: 27, UNLV, 03-13-21; Air Force, 03-20-21; New Mexico, 04-02-21
 Field chances: 2, 6 times
 Putouts: 1, San Diego, 02-19-21; at Oklahoma, Mar 07, 2020; at San Jose State, Mar 27, 2021
 Assists: 2, 5 times
 Runners CS: 2 [t-2nd], at New Mexico, 05-28-21

Individual Career History

MILLER, Caden

Year	avg	gp-gs	ab	r	h	2b	3b	hr	rbi	tb	slg%	bb	hbp	so	gdp	ob%	sf	sh	sb-att	po	a	e	fld%
2020	.053	9-8	19	1	1	0	0	0	1	1	.053	3	1	8	0	.217	0	2	0-0	15	24	3	.929
2021	.345	44-44	148	43	51	6	3	0	30	63	.426	25	8	28	2	.464	0	1	8-8	65	103	3	.982
2022	.320	20-20	75	12	24	0	1	1	11	29	.387	14	5	16	0	.453	1	1	6-7	23	50	3	.961
TOTAL	.314	73-72	242	56	76	6	4	1	42	93	.384	42	14	52	2	.441	1	4	14-15	103	177	9	.969

SINGLE-GAME HIGHS [all-time ranking]:

Hits: 3, 4 times

Doubles: 1, 6 times

Triples: 1 [t-1st], 4 times

Home runs: 1 [t-7th], Arizona State, 03-05-22

Total bases: 5, at UC San Diego, 03-22-22

RBI: 4, at UC San Diego, 03-22-22; at Fresno State, 04-18-21

Runs scored: 3, 4 times

Walks: 3 [t-1st], New Mexico, 04-03-21; Nevada, 04-10-21

Hit by pitch: 3 [1st], Hawai'i, 02-28-22

Struck out: 2, 13 times

Sac flies: 1 [t-4th], at UC San Diego, 03-22-22

Sac bunts: 1 [t-4th], 4 times

At bats: 5, 7 times

Stolen bases: 1, 14 times

Caught stealing: 1 [t-2nd], vs Houston, 02-19-22

Field chances: 10, at San Jose State, 03-18-22

Putouts: 4, 7 times

Assists: 8 [t-1st], at San Jose State, 03-18-22

MONTROYA, Shaun

Year	avg	gp-gs	ab	r	h	2b	3b	hr	rbi	tb	slg%	bb	hbp	so	gdp	ob%	sf	sh	sb-att	po	a	e	fld%
2022	.222	9-6	18	2	4	0	0	0	1	4	.222	2	0	8	0	.300	0	0	1-2	8	0	0	1.000
TOTAL	.222	9-6	18	2	4	0	0	0	1	4	.222	2	0	8	0	.300	0	0	1-2	8	0	0	1.000

SINGLE-GAME HIGHS [all-time ranking]:

Hits: 2, Utah, 02-27-22; UNLV, 03-12-22

Total bases: 2, Utah, 02-27-22; UNLV, 03-12-22

RBI: 1, Utah, 02-27-22

Runs scored: 1, Utah, 02-27-22; Iowa, 03-15-22

Walks: 1, Utah, 02-26-22; Iowa, 03-15-22

Struck out: 2, Hawai'i, 02-28-22; UNLV, 03-12-22; Iowa, 03-15-22

At bats: 4, UNLV, 03-12-22

Stolen bases: 1, UNLV, 03-12-22

Caught stealing: 1 [t-2nd], vs California, 02-20-22

Field chances: 3, at San Jose State, 03-18-22

Putouts: 3, at San Jose State, 03-18-22

Individual Career History

PYATT, Fisher

Year	avg	gp-gs	ab	r	h	2b	3b	hr	rbi	tb	slg%	bb	hbp	so	gdp	ob%	sf	sh	sb-att	po	a	e	fld%
2021	.240	19-15	50	8	12	2	0	0	0	14	.280	8	5	10	1	.397	0	0	0-0	14	17	5	.861
2022	.000	2-0	2	0	0	0	0	0	0	0	.000	0	0	2	0	.000	0	0	0-0	0	1	0	1.000
TOTAL	.231	21-15	52	8	12	2	0	0	0	14	.269	8	5	12	1	.385	0	0	0-0	14	18	5	.865

SINGLE-GAME HIGHS [all-time ranking]:

Hits: 3, New Mexico, 04-03-21

Doubles: 1, Nevada, 04-10-21; Dixie State, 04-24-21

Total bases: 3, New Mexico, 04-03-21

Runs scored: 2, New Mexico, 04-03-21; at San Jose State, Mar 27, 2021

Walks: 2, Nevada, 04-10-21; Nevada, 04-11-21

Hit by pitch: 1, UNLV, 03-13-21; Dixie State, 04-24-21; at San Jose State, Mar 27, 2021

Struck out: 2, San Jose State, 05-08-21

At bats: 5, Nevada, 04-10-21

Field chances: 5, UNLV, 03-13-21

Putouts: 2, UNLV, 03-13-21; Dixie State, 04-25-21

Assists: 3, UNLV, 03-13-21

RHEE, Charlie

Year	avg	gp-gs	ab	r	h	2b	3b	hr	rbi	tb	slg%	bb	hbp	so	gdp	ob%	sf	sh	sb-att	po	a	e	fld%
2021	.200	13-1	10	3	2	0	0	0	1	2	.200	2	0	1	0	.333	0	0	0-0	10	0	0	1.000
2022	.125	8-2	8	0	1	0	0	0	2	1	.125	1	0	4	0	.222	0	0	0-0	3	0	0	1.000
TOTAL	.167	21-3	18	3	3	0	0	0	3	3	.167	3	0	5	0	.286	0	0	0-0	13	0	0	1.000

SINGLE-GAME HIGHS [all-time ranking]:

Hits: 1, UC San Diego, 02-27-21; at UC Irvine, Feb 22, 2022; at San Jose State, Mar 27, 2021

Total bases: 1, UC San Diego, 02-27-21; at UC Irvine, Feb 22, 2022; at San Jose State, Mar 27, 2021

RBI: 2, at UC Irvine, Feb 22, 2022

Runs scored: 1, UC San Diego, 02-26-21; Fresno State, 03-06-21; at San Jose State, Mar 28, 2021

Walks: 1, Fresno State, 03-06-21; at San Jose State, 03-18-22; New Mexico, 04-03-21

Struck out: 2, at San Jose State, 03-19-22

At bats: 4, UC San Diego, 02-27-21

Field chances: 5, UC San Diego, 02-27-21

Putouts: 5, UC San Diego, 02-27-21

Individual Career History

RODRIGUEZ, Alex

Year	avg	gp-gs	ab	r	h	2b	3b	hr	rbi	tb	slg%	bb	hbp	so	gdp	ob%	sf	sh	sb-att	po	a	e	fld%
2022	.167	17-13	36	3	6	0	0	0	2	6	.167	2	3	16	0	.268	0	2	1-2	25	24	0	1.000
TOTAL	.167	17-13	36	3	6	0	0	0	2	6	.167	2	3	16	0	.268	0	2	1-2	25	24	0	1.000

SINGLE-GAME HIGHS [all-time ranking]:

Hits: 3, vs TCU, 02-18-22

Total bases: 3, vs TCU, 02-18-22

RBI: 1, vs TCU, 02-18-22; Hawai'i, 02-28-22

Runs scored: 1, vs Houston, 02-19-22; Hawai'i, 02-25-22; Arizona State, 03-05-22

Walks: 1, vs Houston, 02-19-22; at UC Irvine, Feb 22, 2022

Hit by pitch: 1, vs Houston, 02-19-22; Hawai'i, 02-28-22; UNLV, 03-11-22

Struck out: 2, 4 times

Sac bunts: 1 [t-4th], UC Irvine, 03-01-22; Arizona State, 03-06-22

At bats: 4, vs TCU, 02-18-22; Iowa, 03-15-22

Stolen bases: 1, Hawai'i, 02-28-22

Caught stealing: 1 [t-2nd], vs TCU, 02-18-22

Field chances: 8, Arizona State, 03-05-22

Putouts: 4, UC Irvine, 03-01-22; Arizona State, 03-05-22

Assists: 4, Arizona State, 03-05-22

RUIZ, Poncho

Year	avg	gp-gs	ab	r	h	2b	3b	hr	rbi	tb	slg%	bb	hbp	so	gdp	ob%	sf	sh	sb-att	po	a	e	fld%
2021	.300	21-13	60	13	18	1	1	3	20	30	.500	5	0	8	5	.348	1	0	1-1	71	6	1	.987
2022	.264	20-20	72	10	19	4	0	1	11	26	.361	15	2	15	0	.396	2	0	0-0	153	16	2	.988
TOTAL	.280	41-33	132	23	37	5	1	4	31	56	.424	20	2	23	5	.376	3	0	1-1	224	22	3	.988

SINGLE-GAME HIGHS [all-time ranking]:

Hits: 4 [t-5th], at Air Force, 05-23-21

Doubles: 1, 5 times

Triples: 1 [t-1st], at New Mexico, 05-29-21

Home runs: 1 [t-7th], 4 times

Total bases: 4, 7 times

RBI: 4, San Jose State, 05-09-21

Runs scored: 2, 6 times

Walks: 3 [t-1st], at San Jose State, 03-19-22

Hit by pitch: 1, Hawai'i, 02-25-22; UNLV, 03-13-22

Struck out: 3 [t-6th], vs TCU, 02-18-22; at UC San Diego, 03-22-22

Sac flies: 1 [t-4th], vs Houston, 02-19-22; UNLV, 03-13-22; Dixie State, 04-24-21

At bats: 6 [t-8th], at Air Force, 05-23-21

Stolen bases: 1, at Air Force, 05-22-21

Field chances: 19 [1st], Hawai'i, 02-28-22

Putouts: 18 [1st], Hawai'i, 02-28-22

Assists: 3, Arizona State, 03-04-22

Runners CS: 2 [t-2nd], vs Houston, 02-19-22

Individual Career History

SAUER, Kelena

Year	avg	gp-gs	ab	r	h	2b	3b	hr	rbi	tb	slg%	bb	hbp	so	gdp	ob%	sf	sh	sb-att	po	a	e	fld%
2021	.000	14-1	0	0	0	0	0	0	0	0	.000	0	0	0	0	.000	0	0	0-0	1	0	0	1.000
2022	.000	5-5	0	0	0	0	0	0	0	0	.000	0	0	0	0	.000	0	0	0-0	1	5	3	.667
TOTAL	.000	19-6	0	0	0	0	0	0	0	0	.000	0	0	0	0	.000	0	0	0-0	2	5	3	.700

Year	era	w-l	app	gs	cg	sho	sv	ip	h	r	er	bb	so	2b	3b	hr	bf	bavg	wp	hbp	bk	sfa	sha
2021	4.20	1-0	14	1	0	0/1	1	15.0	14	10	7	14	19	2	0	1	76	.246	4	2	0	2	1
2022	3.75	1-3	5	5	0	0/0	0	24.0	24	15	10	13	27	4	3	3	113	.255	9	5	0	0	1
TOTAL	3.92	2-3	19	6	0	0/1	1	39.0	38	25	17	27	46	6	3	4	189	.252	13	7	0	2	2

SINGLE-GAME HIGHS [all-time ranking]:

Innings pitched: 6.1, Arizona State, 03-05-22

Walks allowed: 5 [t-1st], at San Jose State, 03-19-22

Strikeouts: 9 [t-4th], UNLV, 03-12-22

Batters faced: 31 [t-7th], Arizona State, 03-05-22

Field chances: 6, Arizona State, 03-05-22

Putouts: 1, Arizona State, 03-05-22; New Mexico, 04-03-21

Assists: 3, Arizona State, 03-05-22

Runners CS: 2 [t-2nd], vs Houston, 02-19-22

SERRANO, Omar

Year	avg	gp-gs	ab	r	h	2b	3b	hr	rbi	tb	slg%	bb	hbp	so	gdp	ob%	sf	sh	sb-att	po	a	e	fld%
2022	.000	2-0	0	0	0	0	0	0	0	0	.000	0	0	0	0	.000	0	0	0-0	0	0	0	.000
TOTAL	.000	2-0	0	0	0	0	0	0	0	0	.000	0	0	0	0	.000	0	0	0-0	0	0	0	.000

Year	era	w-l	app	gs	cg	sho	sv	ip	h	r	er	bb	so	2b	3b	hr	bf	bavg	wp	hbp	bk	sfa	sha
2022	9.00	0-1	2	0	0	0/0	0	2.0	1	2	2	2	3	0	0	0	12	.143	0	3	0	0	0
TOTAL	9.00	0-1	2	0	0	0/0	0	2.0	1	2	2	2	3	0	0	0	12	.143	0	3	0	0	0

SINGLE-GAME HIGHS [all-time ranking]:

Innings pitched: 1.0, Hawai'i, 02-28-22; Iowa, 03-15-22

Walks allowed: 2, Hawai'i, 02-28-22

Strikeouts: 2, Iowa, 03-15-22

Batters faced: 7, Hawai'i, 02-28-22

Individual Career History

SIPE, Evan

Year	avg	gp-gs	ab	r	h	2b	3b	hr	rbi	tb	slg%	bb	hbp	so	gdp	ob%	sf	sh	sb-att	po	a	e	fld%
2022	.000	2-0	0	0	0	0	0	0	0	0	.000	0	1	0	0	1.000	0	0	0-0	1	0	0	1.000
TOTAL	.000	2-0	0	0	0	0	0	0	0	0	.000	0	1	0	0	1.000	0	0	0-0	1	0	0	1.000

SINGLE-GAME HIGHS [all-time ranking]:

Hit by pitch: 1, at UC Irvine, Feb 22, 2022

Field chances: 1, at UC Irvine, Feb 22, 2022

Putouts: 1, at UC Irvine, Feb 22, 2022

TIBBETT, Ricky

Year	avg	gp-gs	ab	r	h	2b	3b	hr	rbi	tb	slg%	bb	hbp	so	gdp	ob%	sf	sh	sb-att	po	a	e	fld%
2020	.000	3-0	0	0	0	0	0	0	0	0	.000	0	0	0	0	.000	0	0	0-0	0	0	0	.000
2021	.000	16-7	0	0	0	0	0	0	0	0	.000	0	0	0	0	.000	0	0	0-0	2	7	0	1.000
2022	.000	8-0	0	0	0	0	0	0	0	0	.000	0	0	0	0	.000	0	0	0-0	0	1	0	1.000
TOTAL	.000	27-7	0	0	0	0	0	0	0	0	.000	0	0	0	0	.000	0	0	0-0	2	8	0	1.000

Year	era	w-l	app	gs	cq	sho	sv	ip	h	r	er	bb	so	2b	3b	hr	bf	bavg	wp	hbp	bk	sfa	sha
2020	0.00	1-0	3	0	0	0/0	0	5.1	4	3	0	1	2	0	0	0	20	.211	0	0	0	0	0
2021	6.62	4-2	16	7	0	0/1	0	50.1	72	39	37	10	53	11	1	11	231	.341	5	6	0	3	1
2022	4.96	0-0	8	0	0	0/0	1	16.1	21	9	9	5	15	5	1	3	75	.304	1	1	0	0	0
TOTAL	5.75	5-2	27	7	0	0/1	1	72.0	97	51	46	16	70	16	2	14	326	.324	6	7	0	3	1

SINGLE-GAME HIGHS [all-time ranking]:

Innings pitched: 6.1, at San Jose State, Mar 28, 2021

Walks allowed: 2, 4 times

Strikeouts: 8, at San Jose State, Mar 28, 2021

Batters faced: 25, at San Jose State, Mar 28, 2021

Field chances: 2, at Nevada, 05-01-21

Putouts: 1, at Nevada, 05-01-21; San Jose State, 05-08-21

Assists: 1, 8 times

Runners CS: 1, Dixie State, 04-25-21; vs UNC Greensboro, Feb 16, 2020

Individual Career History

WEEMS, Irvin

Year	avg	gp-gs	ab	r	h	2b	3b	hr	rbi	tb	slg%	bb	hbp	so	gdp	ob%	sf	sh	sb-att	po	a	e	fld%
2022	.250	13-10	36	5	9	1	0	1	4	13	.361	4	0	11	0	.325	0	3	1-1	27	0	0	1.000
TOTAL	.250	13-10	36	5	9	1	0	1	4	13	.361	4	0	11	0	.325	0	3	1-1	27	0	0	1.000

SINGLE-GAME HIGHS [all-time ranking]:

Hits: 3, at San Jose State, 03-19-22

Doubles: 1, UNLV, 03-13-22

Home runs: 1 [t-7th], at San Jose State, 03-19-22

Total bases: 6, at San Jose State, 03-19-22

RBI: 3, at San Jose State, 03-19-22

Runs scored: 2, at San Jose State, 03-19-22

Walks: 1, 4 times

Struck out: 2, vs Houston, 02-19-22; UNLV, 03-13-22; at UC San Diego, 03-22-22

Sac bunts: 1 [t-4th], UNLV, 03-13-22; at UC San Diego, 03-22-22; at UC Irvine, Feb 22, 2022

At bats: 5, at San Jose State, 03-19-22; at San Jose State, 03-20-22

Stolen bases: 1, at San Jose State, 03-20-22

Field chances: 6, at San Jose State, 03-19-22

Putouts: 6, at San Jose State, 03-19-22

ZAVOREK, Brady

Year	avg	gp-gs	ab	r	h	2b	3b	hr	rbi	tb	slg%	bb	hbp	so	gdp	ob%	sf	sh	sb-att	po	a	e	fld%
2022	.000	2-1	3	0	0	0	0	0	0	0	.000	0	0	3	0	.000	0	0	0-0	0	0	0	.000
TOTAL	.000	2-1	3	0	0	0	0	0	0	0	.000	0	0	3	0	.000	0	0	0-0	0	0	0	.000

SINGLE-GAME HIGHS [all-time ranking]:

Struck out: 2, Arizona State, 03-04-22

At bats: 2, Arizona State, 03-04-22