



# SAN DIEGO STATE BASEBALL

Media Relations Contact: Jim Solien | jsolien@sdsu.edu | O: 619-594-2576 | C: 619-341-9082 | www.GoAztecs.com | @GoAztecs

**SIX-TIME MOUNTAIN WEST TOURNAMENT CHAMPIONS 2000, 2013, 2014, 2015, 2017, 2018**

## 2022 SCHEDULE

Record: 4-8; Mountain West: 0-0  
(Home: 3-5; Away: 0-1; Neutral 1-2)

Day/Date	Opponent	Time/Result
Friday, Feb. 18	vs. TCU+	L, 3-5
Saturday, Feb. 19	vs. Houston+	W, 4-3
Sunday, Feb. 20	vs. California+	L, 3-6
Tuesday, Feb. 22	at UC Irvine	L, 3-13
Friday, Feb. 25	Hawai'i^	W, 7-1
Saturday, Feb. 26	Utah^	L, 0-4
Sunday, Feb. 27	Utah^	W, 4-3 (7)
Monday, Feb. 28	Hawai'i	L, 5-8 (15)
Tuesday, March 1	UC Irvine	L, 2-3
Friday, March 4	Arizona State	L, 5-13
Saturday, March 5	Arizona State	L, 4-6
Sunday, March 6	Arizona State	W, 4-3
Friday, March 11	UNLV*	6 p.m. PT
Saturday, March 12	UNLV*	6 p.m. PT
Sunday, March 13	UNLV*	1 p.m. PT
Tuesday, March 15	Iowa	6 p.m. PT
Friday, March 18	at San José State*	6 p.m. PT
Saturday, March 19	at San José State*	2 p.m. PT
Sunday, March 20	at San José State*	Noon PT
Tuesday, March 22	at UC San Diego	6 p.m. PT
Friday, March 25	Fresno State*	6 p.m. PT
Saturday, March 26	Fresno State*	6 p.m. PT
Sunday, March 27	Fresno State*	1 p.m. PT
Tuesday, March 29	UC San Diego	6 p.m. PT
Friday, April 1	at Nevada*	6 p.m. PT
Saturday, April 2	at Nevada*	6 p.m. PT
Sunday, April 3	at Nevada*	1 p.m. PT
Tuesday, April 5	Long Beach State	6 p.m. PT
Friday, April 8	San José State*	6 p.m. PT
Saturday, April 9	San José State*	6 p.m. PT
Sunday, April 10	San José State*	1 p.m. PT
Tuesday, April 12	at San Diego	6 p.m. PT
Thursday, April 14	at New Mexico*	6 p.m. MT
Friday, April 15	at New Mexico*	6 p.m. MT
Saturday, April 16	at New Mexico*	1 p.m. MT
Monday, April 18	San Diego	6 p.m. PT
Tuesday, April 19	at UC San Diego	6 p.m. PT
Thursday, April 21	Grand Canyon	6 p.m. PT
Friday, April 22	Grand Canyon	6 p.m. PT
Saturday, April 23	Stanford	6 p.m. PT
Sunday, April 24	Stanford	1 p.m. PT
Friday, April 29	at Fresno State*	6 p.m. PT
Saturday, April 30	at Fresno State*	6 p.m. PT
Sunday, May 1	at Fresno State*	1 p.m. PT
Tuesday, May 3	UC San Diego	6 p.m. PT
Wednesday, May 4	CSUN	6 p.m. PT
Friday, May 6	Air Force*	6 p.m. PT
Saturday, May 7	Air Force*	6 p.m. PT
Sunday, May 8	Air Force*	1 p.m. PT
Friday, May 13	Nevada*	6 p.m. PT
Saturday, May 14	Nevada*	6 p.m. PT
Sunday, May 15	Nevada*	1 p.m. PT
Thursday, May 19	at UNLV*	6 p.m. PT
Friday, May 20	at UNLV*	6 p.m. PT
Saturday, May 21	at UNLV*	Noon PT
Thurs.-Sun. May 26-29	Mountain West Tournament (San Diego, Calif.)	

+ - MLB4 Tournament (Scottsdale, Ariz.)  
^ - Tony Gwynn Legacy (San Diego, Calif.)  
\* - Mountain West game

## Game Week Preview

### UNLV (6-7, 0-0 MW) at San Diego State (4-8, 0-0 MW)

Friday, March 11 | 6 p.m. PT | Tony Gwynn Stadium  
Coverage: Live Stats | MW Network  
UNLV: TBA  
SDSU: Troy Melton, RHP (0-0, first appearance of 2022)

Sunday, March 13 | 1 p.m. PT | Tony Gwynn Stadium  
Coverage: Live Stats | MW Network  
UNLV: TBA  
SDSU: Jacob Flores, LHP (1-1, 4.70 ERA, 15.1 IP)

Saturday, March 12 | 6 p.m. PT | Tony Gwynn Stadium  
Coverage: Live Stats | MW Network  
UNLV: TBA  
SDSU: Kelena Sauer, RHP (1-2, 4.41 ERA, 16.1 IP)



UNLV	Statistical Comparison	SDSU
.325	Batting Average	.213
.408	On Base Percentage	.320
.513	Slugging Percentage	.272
6.18	Earned Run Average	4.50
2.63	Strikeout/Walk Ratio	2.28
.316	Opponent Batting Average	.258
.870	Fielding Percentage	.967

**All-Time Series Record: SDSU leads 96-68**

### WHAT'S ON TAP FOR AZTEC BASEBALL

- > San Diego State opens its 22nd season of Mountain West baseball competition this weekend when it plays host to UNLV in a three-game series, March 11-13, at Tony Gwynn Stadium.
- > The first two contests are slated to begin at 6 p.m. PT, while Sunday's finale is scheduled for a 1 p.m. start.
- > In addition to live stats, all three games will be streamed live via the Mountain West Network, with Nick Rice handling the play-by-play responsibilities. Links to both live stats and the MW Network will be available on GoAztecs.com.
- > The first 250 fans in attendance on Saturday night will receive a free Aztec Baseball T-shirt.
- > SDSU will open its MW slate against UNLV for just the second time since the league's inaugural baseball season in 2000. The Aztecs defeated the Rebels 4-3 in their conference lid-lifter on March 14, 2009. In that contest, Stephen Strasburg posted 14 strikeouts, fanning every player in the UNLV lineup at least once in six innings of work en route to the victory.

### SETTING THE SCENE

- > SDSU put the brakes on a four-game losing streak last Sunday with a 4-3 victory over Arizona State at Tony Gwynn Stadium. With the win, the Aztecs move to 4-8 on the season.
- > SDSU outfielder Tyler Glowacki received Mountain West Freshman of the Week recognition on Monday after leading the team with a .378 batting average and six hits in four games, highlighted by the go-ahead single vs. Arizona State on Sunday.
- > As a staff, Aztec hurlers lead the Mountain West with 123 strikeouts entering the weekend and rank second with a 4.50 ERA. In addition, SDSU occupies the third position in the conference with a .258 opposing team batting average.
- > Three SDSU pitchers find themselves among the MW top 10 in strikeouts this week, including Jacob Flores, who is tied for third with 18 Ks, followed by Kelena Sauer (1-5th, 17 Ks) and Jonny Guzman (1-7th, 16 Ks).
- > Not to be outdone, TJ Fontain occupies the sixth spot in the league with a .216 opposing batting average and ranks seventh with a 1.88 ERA.
- > Offensively, shortstop Caden Miller finds himself among the conference leaders in several categories, including stolen bases (1-1st, 3), on-base percentage (7th, .464), hits (9th, 15) and batting average (1-10th, .333).
- > Aztec right-hander Troy Melton, who has missed the first three weeks of the 2022 campaign is expected to make his first start of the 2022 season on Friday against UNLV. Melton was named to the preseason all-Mountain West team in February.
- > Following this weekend's set vs. the Rebels, SDSU wraps up its season-long homestand with a single game against Iowa on Tuesday, March 15 at Tony Gwynn Stadium. SDSU then hits the road for just the second time this year when it travels to the Bay Area for a three-game Mountain West series at San José State, March 18-20.

### PROJECTED AZTEC STARTERS

Position	Players	Avg.	AB	R	H	2B	3B	HR	RBI	BB	SO	SB-ATT
C	Poncho Ruiz	.267	45	4	12	3	0	1	7	5	9	0-0
1B	Tino Bethancourt	.132	38	6	5	1	0	0	2	6	10	1-2
2B	Alex Rodriguez	.185	27	3	5	0	0	0	2	2	13	1-2
SS	Caden Miller	.333	45	7	15	0	0	1	6	7	11	4-5
3B	Kenny LeBeau	.211	19	4	4	1	0	0	3	3	4	0-0
LF	Johnny Giannola	.226	31	5	7	1	1	0	3	5	6	2-4
CF	Cole Carrigg	.263	38	2	10	1	0	0	4	2	9	0-0
RF	Tyler Glowacki	.265	34	3	9	2	0	0	2	7	6	0-0
DH	Brian Leonhardt	.194	36	5	7	0	0	1	5	1	10	0-0

Pitching Rotation	ERA	W-L	G-GS-CG	Sv	IP	H	R	ER	BB	SO	B/Avg.
Fri. Troy Melton	--		(First start of 2022; stats from 2021: 4-5, 6.14 ERA, 83 SO, 73.1 IP, .291 Opp B/Avg.)								
Sat. Kelena Sauer	4.41	1-2	3-3-0	0	16.1	19	10	8	4	17	.288
Sun. Jacob Flores	4.70	1-1	3-3-0	0	15.1	13	9	8	9	18	.228

**GENERAL INFORMATION**

Location ..... San Diego, Calif.  
 Founded ..... 1897  
 Enrollment ..... 33,870  
 Nickname ..... Aztecs  
 Mascot ..... Aztec Warrior  
 Colors ..... Scarlet and Black (Pantone 187)  
 Conference ..... Mountain West  
 Affiliation ..... Division I  
 President ..... Dr. Adela de la Torre  
 Director of Athletics ..... John David Wicker  
 Faculty Representative ..... Patrick Papin

**BASEBALL COACHING STAFF**

Head Coach ..... Mark Martinez (Mesa State '84)  
 Overall Record ..... 219-158 (Eighth year)  
 Record at SDSU ..... 219-158 (Eighth year)  
 Assistant Coach/Pitching Coach ..... Shaun Cole (William Penn '04)  
 Assistant Coach ..... Sergio Brown (Cal State Fullerton '95)  
 Volunteer Assistant Coach ..... Chris Doyle (SDSU' 17)  
 Baseball Office Phone ..... (619) 594-6889

**BASEBALL SUPPORT STAFF**

Director of Player Development/Camp Coordinator ..... Eric Lally  
 Student Manager ..... Justin Lawrence  
 Athletic Trainer ..... Bronson Santillan  
 Strength and Conditioning ..... James Chassin

**BASEBALL FACTS**

2021 Record ..... 30-16  
 2021 MW Record ..... 22-14  
 Lettermen Returning/Lost ..... 16/18  
 Position Starters Returning/Lost ..... 2/6  
 Pitchers Returning/Lost ..... 6/12  
 Total Players Returning ..... 23  
 Newcomers ..... 15  
 Incoming Freshmen ..... 10  
 Division I Transfers ..... 3  
 JC Transfers ..... 2

**FACILITY**

Home Field ..... Tony Gwynn Stadium  
 Capacity ..... 3,000  
 Surface ..... Natural Grass  
 Outfield Distances ..... 340-365-410-365-340

**SDSU MEDIA RELATIONS**

Senior Assoc. AD Media Relations ..... Mike May  
 Office Phone ..... (619) 594-5547  
 Baseball Contact ..... Jim Solien  
 E-Mail ..... jsolien@sdsu.edu  
 Office Phone ..... (619) 594-2576  
 Athletics Website ..... www.goaztecs.com  
 Twitter/Instagram ..... @goaztecs



**HEAD COACH MARK MARTINEZ**

> Mark Martinez is in his eighth season as head coach of the Aztecs and 17th overall as a member of the San Diego State staff after succeeding the late Tony Gwynn on August 20, 2014. He is just the fifth head coach in SDSU history since baseball was elevated to major sport status in 1936.  
 > During his tenure as the Aztecs' head coach, Martinez has compiled a 219-158 record (.581), highlighted by three Mountain West tournament championships in 2015, 2017 and 2018. He has also posted a 106-78 ledger (.576) in conference regular-season games.  
 > Since 2015, SDSU has garnered 30 all-Mountain West accolades under Martinez's tutelage, including back-to-back MW Pitchers of the Year Brett Seeburger (2017) and Garrett Hill (2018), as well as 2017 MW Player of the Year Danny Sheehan.  
 > Additionally, Martinez has mentored three freshman All-Americans in Chase Calabuig (2015), Casey Schmitt (2018) and Jaden Fein (2019), with the latter also receiving Mountain West Co-Freshman of the Year distinction last year.  
 > In 2017, Martinez recorded his 100th victory for the Scarlet and Black, becoming the fastest head coach in program history to reach the century mark in wins.  
 > Not to be outdone, Martinez also became the fastest head coach in Mountain West history to win three conference championships when the Aztecs captured the title in 2018.  
 > Martinez was hired as an assistant coach for the Aztecs in July of 2005 and served for nine years under head coach Tony Gwynn. During that time, he was promoted to the position of associate head coach.  
 > Since his arrival on The Mesa as an assistant coach, Martinez has witnessed 49 SDSU players get drafted into the professional ranks, with 10 of those selections making the major leagues (Stephen Strasburg, Addison Reed, Justin Masterson, Bruce Billings, Quintin Berry, Lance Zawadzki, Greg Allen, Ty France, Seby Zavala and Alan Trejo).  
 > Prior to his arrival at San Diego State, Martinez was an assistant coach at New Mexico for 17 seasons from 1989-2005. During his time as a hitting and infield coach, he helped develop the Lobos into one of the most prominent offensive teams in the country, with UNM ranking among the top 11 nationally in hitting over his final four seasons.  
 > Martinez served as an assistant at his alma mater, Mesa State College (now Colorado Mesa University) in Grand Junction, Colorado, from 1984-88. He played shortstop at the school from 1982-84, earning all-conference and all-district honors as a senior.  
 > Martinez graduated from Mesa State College (now Colorado Mesa) with a bachelor's degree in physical education in 1984 and completed his master's in sports administration at New Mexico in 1990.  
 > During the offseason, Martinez signed a three-year contract extension that will keep him at San Diego State through the 2026 season.

**2022 AZTEC BASEBALL ROSTER**

No.	Player	Pos.	B-T	Ht.	Wt.	Yr.	Hometown / Last School
1	Caden Miller	IF	S-R	5-11	180	So.	Newhall, Calif. / Bishop Alemany HS
2	Brady Zavorek	IF	R-R	5-11	175	Fr.	Fresno, Calif. / Bullard HS
3	Kenny LeBeau	IF	L-R	5-10	175	R-Jr.	Granite Bay, Calif. / Sierra College
5	Fisher Pyatt	IF	S-R	6-0	180	So.	San Diego, Calif. / St. Augustine HS
8	Cole Carrigg	C/UTL	S-R	6-2	180	So.	Turlock, Calif. / Turlock HS
9	Charlie Rhee	OF	R-R	5-10	175	So.	San Diego, Calif. / St. Augustine HS
10	Tino Bethancourt	IF	R-R	6-2	190	R-Fr.	El Dorado Hills, Calif. / Oak Ridge HS
11	Avery Jones	RHP	R-R	6-6	215	Sr.	Gig Harbor Wash. / Central Arizona College
12	Max Foxcroft	IF	L-R	5-9	170	So.	Newport Coast, Calif. / Oregon
13	Alex Rodriguez	IF	R-R	6-2	180	R-Fr.	Upland, Calif. / USC
14	Irvin Weems	OF	R-R	6-0	190	Fr.	Las Vegas, Nev. / Durango HS
15	Xavier Carter	OF/IF	L-L	6-4	210	R-So.	Sacramento, Calif. / Capital Christian HS
18	Tyler Glowacki	OF	L-L	5-10	190	Fr.	San Diego, Calif. / Santana HS
21	Brian Leonhardt	IF/LHP	L-L	6-2	200	Jr.	San Diego, Calif. / Eastlake HS
22	Chris Canada	LHP	L-L	6-7	205	Fr.	Orange, Calif. / Orange Lutheran HS
23	Jonny Guzman	RHP	R-R	6-2	190	R-So.	Orange, Calif. / Orange Lutheran HS
24	Poncho Ruiz	C	R-R	6-2	195	So.	Tijuana, Mexico / Mater Dei HS (Chula Vista, Calif.)
25	Hunter Hargett	RHP	R-R	6-2	185	Fr.	San Diego, Calif. / Point Loma HS
26	Omar Serrano	RHP	R-R	6-4	170	Fr.	Downey, Calif. / Downey HS
27	Joseph Ingrassia	LHP	L-L	6-2	180	Fr.	San Diego, Calif. / Valhalla HS
28	TJ Fondtain	IF/LHP	L-L	6-4	190	So.	Clovis, Calif. / Buchanan HS
29	Robert Brodell	RHP	R-R	6-0	195	Jr.	Brawley, Calif. / Imperial Valley College
30	Hunter Cranton	RHP	R-R	6-3	195	R-So.	San Juan Capistrano, Calif. / Saddleback College'
31	Blake Butcher	IF	L-R	6-0	200	Fr.	Newport Beach, Calif. / Corona del Mar HS
32	Ricky Tibbett	RHP	L-R	6-2	175	So.	San Diego, Calif. / Eastlake HS
35	Julian Jackson	RHP	L-R	6-8	225	So.	Powder Springs, Ga. / Eastern Kentucky
36	Jacob Flores	LHP	L-L	6-4	215	Sr.	Oxnard, Calif. / Rio Mesa HS
38	Ryan Faulks	RHP/IF	R-R	6-2	170	Fr.	Rancho Santa Margarita, Calif. / Trabuco Hills HS
39	Troy Melton	RHP	R-R	6-4	190	R-So.	Anaheim, Calif. / Canyon HS
40	Jaden Bercovich	RHP	R-R	6-2	210	Jr.	Reno, Nev. / Damonte HS
41	Deron Johnson	C	L-R	6-0	195	Jr.	Poway, Calif. / Poway HS
42	Shaun Montoya	OF	R-R	5-11	160	R-Fr.	Rancho Cucamonga, Calif. / UC Irvine
46	Trevor Hazelhurst	OF	L-L	6-2	210	R-So.	San Diego, Calif. / Grossmont College
47	Eldridge Armstrong III	RHP	R-R	6-2	205	Fr.	Simi Valley, Calif. / Monte Vista Academy
48	Johnny Giannola	UTL	R-R	5-11	210	R-Fr.	Dana Point, Calif. / Santa Margarita Catholic HS
50	Kelena Sauer	RHP	R-R	6-3	205	So.	Honolulu, Hawai'i / Kamehameha HS

**Head Coach:** 7 Mark Martinez (Mesa State, 1984; New Mexico, 1990), Eighth season  
**Assistant Coach/Pitching Coach:** 0 Shaun Cole (William Penn, 2004), First season  
**Assistant Coach/Recruiting Coordinator:** 20 Sergio Brown (Cal State Fullerton, 1995), First season  
**Volunteer Assistant Coach:** 33 Chris Doyle (San Diego State, 2017)  
**Director of Player Development/Camp Coordinator:** Eric Lally

**FOR OPENERS (MW EDITION)**

- > Since the first year of Mountain West baseball action in 2000, San Diego State has compiled a 14-7 record in conference openers, including an 11-2 mark at home.
- > During that span, San Diego State has captured 15 opening series against league opponents—16 if one includes a four-team round-robin event in 2006 when the Aztecs went 3-1.
- > As MW rivals, SDSU has faced UNLV in a conference opener on just one previous occasion, winning by a 4-3 count on March 14, 2009 at Tony Gwynn Stadium. Aztec Hall of Famer and 2019 World Series MVP Stephen Strasburg posted 14 strikeouts en route to the victory, fanning every Rebel player at least once in six innings of work. Not to be outdone, SDSU went on to sweep the series after capturing the second game (6-1) and the finale (15-2). In the latter contest, outfielder Cory Vaughn totaled four hits and seven RBIs, falling a double short of hitting for the cycle.

**AZTEC WEEKEND ROTATION**

- > San Diego State has scheduled Troy Melton's 2022 debut for the UNLV series opener on Friday night, while Saturday and Sunday will feature this season's usual suspects Kelena Sauer and Jacob Flores, respectively.
- > Melton (0-0) has not pitched for the Aztecs since the penultimate game of the 2021 campaign at New Mexico when he struck out eight batters in five innings. In that contest, however, the SDSU right-hander did not factor in the decision after allowing four runs on 10 hits, as the Scarlet and Black plated two runs in the top of the ninth to pull out the win. In 2021, Melton compiled a 4-5 overall record with a 6.14 ERA and a team-high 83 strikeouts. The Anaheim, California, native finished among the Mountain West leaders in several categories last season, including strikeouts (2nd – 83), innings pitched (4th – 73.1), opposing batting average (8th – .291), wins (T-10th – 4), ERA (11th – 6.14) and fewest walks allowed (T-15th – 30). He also issued one walk or less in eight starts. Against Fresno State on March 7, 2021, Melton recorded his first career shutout, matching his collegiate best with nine strikeouts while allowing just four hits and one walk in the complete-game victory, as the Aztecs romped to a 17-0 triumph. For that performance vs. the Bulldogs, he was named MW Pitcher of the Week.
- > On Saturday, sophomore Kelena Sauer (1-2, 4.41 ERA) will make his fifth career start after absorbing the loss in SDSU's 6-4 setback to Arizona State on March 5. Against the Sun Devils, the Aztec right-hander gave up five runs (four earned) on 10 hits and two walks against four strikeouts in 6 1/3 innings. Despite a career-high seven strikeouts against Utah in the Tony Gwynn Legacy on Feb. 26, Sauer was also saddled with a tough defeat after ceding all four of the Utes' runs on six hits and no walks before giving way to Robert Brodell to start the sixth. Last month, the Mililani Hawai'i, product emerged as the winning pitcher in SDSU's 4-3 victory over Houston at the MLB4 Tournament on Feb. 19. Against the Cougars, Sauer fanned six batters over five innings, surrendering just one run on three hits and two walks. As a true freshman in 2021, Sauer posted a 1-0 record with a 4.20 ERA, one save and 19 strikeouts in 15.0 innings over 14 games. In addition, he held opponents scoreless in his first four appearances and eight for the year.
- > Meanwhile, Jacob Flores (0-1, 4.82 ERA) is once again slated to get the call in the series finale. The SDSU left-hander will be making his fourth straight start and eighth of his career after taking the hill vs. Arizona State on March 6. Against the Sun Devils, the Aztec senior survived some anxious moments in his six-inning stint to collect his first win since March 1, 2020, after allowing three runs on seven hits and four walks to go with five strikeouts. In his previous start against Utah on Feb. 27, Flores posted a career-best seven strikeouts but did not factor in the decision after yielding all three of Utes' runs on two hits and two walks in five innings, as the Scarlet and Black rallied for a thrilling 4-3 walk-off victory. Flores also pitched against California at the MLB4 Tournament in Scottsdale, Arizona, but was tagged with the loss after surrendering three runs (two earned) on five hits and three walks. He has made three career appearances vs. UNLV, earning a four-inning save in the Aztecs' 11-4 road victory on April 26, 2019, despite giving up three runs (one earned) on seven hits and one walk.

**NOTING THE ARIZONA STATE SERIES**

- > With its 4-3 triumph on Sunday, the Aztecs snapped a season-long four-game losing streak and moved to 16-18 in the all-time series vs. the Sun Devils.
- > In addition, San Diego State defeated ASU for the first time since March 29, 1985, when the Scarlet and Black captured a 9-4 victory at the UC Riverside Invitational.
- > In Sunday's win, Tyler Glowacki logged his second multi-hit game of the week and first of the series, highlighted by the go-ahead RBI single in the sixth.
- > Kenny LeBeau, who scored the eventual game-winning run in that contest, previously reached base courtesy of his first double as an Aztec.
- > On the mound, Aztec starter Jacob Flores picked up his first win since March 1, 2020 (vs. Oregon State), while reliever Jonny Guzman earned his first career save.
- > In SDSU's 6-4 setback on Saturday, Caden Miller and Trevor Hazelhurst each homered for the first time in a Scarlet and Black uniform.
- > Freshman Brady Zavorek earned his first career start in last Friday's series opener at designated hitter.

**2022 AZTEC GAME HIGHS**

**Team Batting**

At bats	52, vs. Hawai'i (2-28-22)
Runs scored	7, vs. Hawai'i (2-25-22)
Hits	10, vs. Hawai'i (Feb. 28) and at UC Irvine (2-22-22)
RBIs	7, vs. Hawai'i (2-25-22)
Doubles	3, vs. Arizona State (3-6-22)
Triples	1, vs. Hawai'i (2-25-22)
Home runs	2, vs. Arizona State (3-5-22) and vs. California (2-20-22)
Total bases	13, vs. California (2-20-22)
Walks	7, vs. Arizona State (3-6-22) and vs. Hawai'i (2-28-22)
Strikeouts	15, vs. Hawai'i (2-25-22)
Sacrifice hits	2, vs. Hawai'i (2-28-22) and vs. Utah (2-27-22)
Sacrifice flies	1, vs. Arizona State (3-4-22) and vs. Houston (2-19-22)
Stolen bases	2, vs. Arizona State (3-6-22)
Hit by pitch	6, vs. Hawai'i (2-28-22)
Caught stealing	2, vs. Houston (2-19-22) and vs. California (2-20-22)
Runners LOB	17, vs. Hawai'i (2-28-22)
Hit into DP	2, Three times, last: vs. Arizona State (3-5-22)

**Team Fielding**

Putouts	45, vs. Hawai'i (2-28-22)
Assists	17, vs. Hawai'i (2-28-22)
Errors	3, vs. Hawai'i (2-25-22)
Passed balls	1, vs. Hawai'i (2-25-22) at UC Irvine (2-22-22)
Double Plays Turned	2, vs. Arizona State (3-5-22) and vs. Hawai'i (2-28-22)

**Team Pitching**

Innings pitched	15.0, vs. Hawai'i (2-28-22)
Runs allowed	13, vs. Arizona State (3-4-22) and at UC Irvine (2-22-22)
Earned runs	12, at UC Irvine (2-22-22)
Walks allowed	9, vs. TCU (2-18-22)
Strikeouts	21, vs. Hawai'i (2-28-22)
Hits allowed	19, vs. Arizona State (3-4-22)
Doubles allowed	4, vs. Arizona State (3-4-22)
Triples allowed	2, at UC Irvine (2-22-22)
Home Runs allowed	4, vs. Arizona State (3-4-22)
Wild pitches	5, vs. TCU (2-18-22)
Hit batters	8, vs. Hawai'i (2-28-22)

**Individual Batting**

At bats	7, Cole Carrigg vs. Hawai'i (2-28-22)
Runs scored	2, Five times, last: Tino Bethancourt and Tyler Glowacki vs. Hawai'i (2-28-22)
Hits	3, Three times, last: Cole Carrigg vs. Arizona State (3-4-22)
RBIs	3, Caden Miller vs. Arizona State (3-5-22)
Doubles	1, Nine times, last: Kenny LeBeau, Tino Bethancourt and Poncho Ruiz vs. Arizona State (3-6-22)
Triples	1, Johnny Giannola vs. Hawai'i (2-25-22)
Home runs	1, Four times, last: Caden Miller and Trevor Hazelhurst vs. Arizona State (3-5-22)
Total Bases	4, Five times, last: Caden Miller and Trevor Hazelhurst vs. Arizona State (3-5-22)
Walks	2, Five times, last: Trevor Hazelhurst vs. Arizona State (3-6-22)
Strikeouts	3, Poncho Ruiz vs. TCU (2-18-22)
Sacrifice hits	2, Cole Carrigg vs. Utah (2-27-22)
Sacrifice flies	1, Tino Bethancourt vs. Arizona State (3-4-22) and Poncho Ruiz vs. Houston (2-19-22)
Stolen bases	1, Eight times, last: Caden Miller and Johnny Giannola vs. Arizona State (3-6-22)
Hit by pitch	3, Caden Miller vs. Hawai'i (2-28-22)
Caught stealing	1, Seven times, last: Johnny Giannola vs. Arizona State (3-6-22)
Runners LOB	6, Trevor Hazelhurst vs. Arizona State (3-6-22)

**Individual Fielding**

Putouts	18, Poncho Ruiz vs. Hawai'i (2-28-22)
Assists	6, Caden Miller vs. Utah (2-26-22)
Errors	2, Kelena Sauer Arizona State (3-5-22)
Passed balls	1, Four times, last: Poncho Ruiz vs. Arizona State (3-6-22)

**Individual Pitching**

Innings pitched	6.1, Kelena Sauer vs. Arizona State (3-5-22)
Runs allowed	8, Robert Brodell vs. Arizona State (3-4-22)
Earned runs	4, Three times, last: Arizona State (3-5-22)
Walks allowed	4, Jacob Flores vs. Arizona State (3-6-22) and Robert Brodell vs. UC Irvine (3-1-22)
Strikeouts	9, Jonny Guzman at UC Irvine (2-22-22)
Hits allowed	10, Kelena Sauer vs. Arizona State (3-5-22)
Doubles allowed	3, Ricky Tibbett vs. Arizona State (3-4-22)
Triples allowed	1, Five times, last: Jacob Flores vs. Arizona State (3-6-22)
Homers allowed	2, Kelena Sauer vs. Arizona State (3-5-22) and TJ Fondtain vs. Arizona State (3-4-22)
Wild pitches	2, Four times, last: Jonny Guzman at UC Irvine (2-22-22)
Hit batters	2, Four times, last: Brian Leonhardt, Jadon Bercovich and Omar Serrano vs. Hawai'i (2-28-22)

2022 MOUNTAIN WEST STANDINGS (As of March 10)

Team	---Conference---			----Overall----			Strk
	W	L	Pct	W	L	Pct.	
San José State	2	1	.667	9	4	.692	W3
Nevada	1	1	.500	4	5	.444	W1
Air Force	1	1	.500	4	6	.400	L1
New Mexico	1	2	.333	4	8	.333	L3
<b>San Diego State</b>	<b>0</b>	<b>0</b>	<b>.000</b>	<b>4</b>	<b>8</b>	<b>.333</b>	<b>W1</b>
Fresno State	0	0	.000	6	7	.462	L2
UNLV	0	0	.000	6	7	.462	L2

This Weekend in the MW

Friday, March 11

UNLV at San Diego State, 6 p.m. PT

San José State at Nevada, 1 p.m. PT  
 Fresno State at New Mexico, 2 p.m. MT  
 Air Force at Minnesota, 6 p.m. CT

Saturday, March 12

UNLV at San Diego State, 6 p.m. PT

San José State at Nevada, 1 p.m. PT  
 Fresno State at New Mexico, 2 p.m. MT  
 Air Force at Minnesota, 6 p.m. CT

Sunday, March 13

UNLV at San Diego State, 1 p.m. PT

Air Force at Minnesota, 1 p.m. CT  
 Fresno State at New Mexico, Noon MT  
 San José State at Nevada, 1 p.m. PT

Monday, March 14

UNLV at California Baptist, 2 p.m. PT

Tuesday, March 15

Iowa at San Diego State, 6 p.m. PT

Dixie State at Nevada, 1 p.m. PT  
 Harvard at Fresno State, 5:05 p.m. PT  
 Air Force at Oklahoma, 6 p.m. CT  
 California at San José State, 6:05 p.m. PT  
 New Mexico at Texas Tech, 6:30 p.m. CT

Wednesday, March 16

Dixie State at Nevada, Noon PT  
 Air Force at Oklahoma, 1 p.m. CT  
 New Mexico at Texas Tech, 1 p.m. CT



SERIES RECORD VS. UNLV

- > San Diego State holds a sizable 96-68 lead in the all-time series, which dates back to 1978.
- > The Aztecs are 48-21 against the Rebels in San Diego, 45-41 in Las Vegas and 3-6 at neutral sites.
- > During Mark Martinez's eight-year tenure as head coach on The Mesa, SDSU sports a 21-13 record vs. UNLV, including a 12-5 mark at home, an 8-7 ledger on the road and a 1-1 record on neutral fields.
- > The Aztecs went 2-4 against the Rebels last season, winning two of three at Tony Gwynn Stadium almost a year ago to the date (March 13-14, 2021) but were swept in a pivotal series late in the year (May 15-16) in Las Vegas.
- > In the home series vs. UNLV, SDSU opened with a doubleheader split, posting a 3-1 triumph in game one before dropping a 5-1 decision in the nightcap.
- > The following day, the Scarlet and Black closed out the series with an 8-6 victory in the finale, notching six runs in the bottom of the seventh to overcome a 5-2 deficit. SDSU sent 10 batters to the plate in that decisive inning, scoring five of its six markers with two outs.

UNLV AT A GLANCE

- > The Rebels are off to a 6-7 start this season, after dropping two games against Utah Valley at home on Tuesday and Wednesday, 3-2 and 12-9, respectively.
- > UNLV will be making its second visit to "America's Finest City" in the last two weeks. The Rebels won all three games at the Tony Gwynn Legacy, posting a pair of victories at the University of San Diego, by scores of 2-1 and 16-9, sandwiched between a 9-3 conquest of Hawai'i at Tony Gwynn Stadium.
- > UNLV was picked to finish second in the MW preseason poll, receiving 29 points, including one first-place vote behind Nevada.
- > Individually, Rebel infielders Diego Alarcon and Edarian Williams earned a spot on the preseason all-conference team along with catcher Eric Bigani.
- > Williams in the reigning Mountain West Player of the Week after batting .474 with nine hits, six RBIs, four runs scored and a walk in four games from March 1-6.
- > Collectively, UNLV leads the conference in most offensive categories entering the weekend, including batting average (.325), slugging percentage, on-base percentage (.408), hits (161), doubles (36), home runs (15) and RBIs (90).
- > Individually, the Rebels sport four of the MW leaders in batting average, including infielder Rylan Charles (3rd, .426), outfielder Henry Zeisler (8th, .383), Alarcon (11th, .375) and Williams (T-12, .333). Zeisler and Charles are tied for second in the conference with 13 RBIs apiece, followed closely by Bigani (T-3rd, 12) and Alarcon (T-9th, 10).
- > Conversely, UNLV finds itself second from the bottom in the league in team ERA (6.18) and ranks last in opposing batting average (.317), hits allowed (153), runs allowed (99) and earned runs allowed (83).
- > Although the Rebels' pitching rotation for the weekend was undetermined at press time, right-hander Josh Ibarra has made three straight starts, posting a 2-0 record with a 1.65 ERA, which ranks second in the Mountain West. In addition, left-hander Noah Mattera (2-0, 4.50 ERA 12.0 IP) emerged victorious in his first start of the year on March 6 after pitching seven innings in the team's 15-3 romp of Cal Poly. Elsewhere, right-hander Troy Balko (0-1 6.55 ERA, 11.0 IP) and lefty Josh Sharman (0-0, 5.79 ERA, 14.0 IP) have made two starts each for UNLV this year.
- > The Rebels are guided by eighth-year head coach Stan Stolte, who served as the program's associate head coach from 2011-15. Prior to his arrival in Las Vegas, Stolte spent 14 seasons on the staff at Nevada, including the last three as the Wolf Pack's associate head coach. He also worked as an assistant coach for seven years at the University of the Pacific and coached at Northwest Missouri State. During his career, Stolte has coached 115 players who have signed professional contracts, including 17 that made their way to the Major Leagues.

TOUGH AT HOME

- > Since the start of the 2012 season, San Diego State is 178-111 (.616) when playing at home.
- > In 2018, the Aztecs set a program record with 25 home victories at Tony Gwynn Stadium (since 1997), besting the previous standard of 24 set in 1997, 2002 and 2014.

GLOWACKI NAMED MW FRESHMAN OF THE WEEK ON MARCH 7

- > San Diego State's Tyler Glowacki collected Mountain West Freshman of the Week honors, the league office announced on March 7.
- > In four starts from Feb. 28-March 6, Glowacki led the Aztecs with a .375 batting average (6-16), six hits and a .500 on-base percentage.
- > Against Hawai'i on Feb. 28, the SDSU outfielder set career highs with three hits and two runs scored, though the Scarlet and Black dropped an 8-5 decision in 15 innings. In that game, he singled and scored the tying run in the bottom of the eighth that sent the contest into extra innings.
- > An alumnus of nearby Santana High School, Glowacki closed out the week with a 2-for-4 effort in the series finale vs. Arizona State on March 6, driving in the go-ahead run with a sharp single to center field in the sixth inning to help the Aztecs secure a 4-3 victory and snap a four-game losing streak.
- > In addition, Glowacki made three putouts without an error on the week for a clean 1.000 fielding percentage.
- > With his award, Glowacki received his first conference weekly certificate and SDSU's third of the season after Alex Rodriguez garnered Freshman of the Week accolades on Feb. 21 and TJ Fondtain merited Pitcher of the Week distinction on Feb. 28.

STRIKEOUTS GALORE

- > San Diego State has recorded double-digit strikeouts in seven of 12 games this year, including a season-high 21 vs. Hawai'i in 15 innings on Feb. 28.
- > Redshirt sophomore Jonny Guzman fanned a career-best nine hitters in his first collegiate start at UC Irvine on Feb. 22, which marks a single-game high for an SDSU pitcher this year.
- > In addition, three other Aztec starters have compiled collegiate-high strikeout totals already this season: TJ Fondtain (7 vs. Hawai'i, Feb. 25), Kelena Sauer (7 vs. Utah, Feb. 26) and Jacob Flores (7 vs. Utah, Feb. 27).
- > Entering the weekend, SDSU leads the Mountain West with 10.1 strikeouts per nine innings, which ranks 80th in the nation.
- > SDSU recorded 27 games with 10 or more strikeouts during the 2019 campaign, marking the most double-digit strikeout performances

- for the Scarlet and Black in the MW era (since 2000). SDSU surpassed the previous MW record of 23 set in a 10-6 win at Fresno State on May 11, 2019.
- > Last season, the Scarlet and Black registered 10 or more strikeouts in 18 games, notching a 15-3 record in those contests.
- > The Aztecs posted double-digit strikeouts in their last six home games of the 2021 campaign, including a combined 33 Ks in their three-game sweep over San José State, May 8-9, 2021.
- > Previously, in San Diego State's sweep of Dixie State, April 24-25, 2021, Trailblazer hitters were punched out 42 times during the series, including 15 in the doubleheader opener, which marked a season-high for the SDSU staff.
- > During the shortened 2020 season, the SDSU pitching staff completed seven games with 10 strikeouts: vs. Virginia Tech, Cal State Fullerton, Iowa, Nebraska, at UC Irvine and twice against Oregon State. Not surprisingly, the Scarlet and Black went 6-1 in those contests.
- > Dating back to 2019, the Aztecs are 39-20 in their last 59 games when striking out 10 or more batters.

**REWIND: THE 15-INNING MARATHON VS. HAWAII**

- > After winning two of three games in the Tony Gwynn Legacy, San Diego State faced Hawai'i in a 15-inning contest on Monday that lasted six hours and 14 minutes, with the Rainbow Warriors prevailing by an 8-5 count.
- > The Aztecs' 15-inning affair was their longest game since April 19, 2013, when the Scarlet and Black dropped a 9-8 decision at UNLV in 17 innings.
- > Both teams squandered numerous scoring chances, combining for 32 runners left on base, including 17 for SDSU and 15 for the visitors.
- > In addition, the Aztecs and Warriors collectively used 16 pitchers on the night, including nine for Hawai'i and seven for SDSU.
- > SDSU hurlers struck out a season-high 21 batters, including a career-best seven from reliever Jadon Bercovich.
- > Aztec hitters were plunked six times, including Caden Miller, who was victimized on three occasions.
- > Kenny LeBeau (2B) and Blake Butcher (3B) each received their first starting assignments for the Scarlet and Black, while pinch hitter Brady Zavorek and reliever Omar Serrano logged their first collegiate appearances.
- > LeBeau drove in his first two runs as an Aztec with a single in the bottom of the seventh.
- > In all, San Diego State used 25 players on its 37-man roster during the contest.

**STREAKING AZTECS**

- > Caden Miller has reached base safely in all 12 games this year, followed by Poncho Ruiz (11) and Tyler Glowacki (10).
- > Ruiz had his nine-game hitting streak snapped in the second game of the Arizona State series on March 6. Ruiz's streak marks the team's longest this season, followed by Miller (7, Feb. 18-27) and Cole Carrigg (5, Feb. 19-26).
- > Miller leads the Scarlet and Black with two hits in five games and has multiple RBIs in a pair of outings, along with Brian Leonhardt.
- > Miller and Ruiz are the only two Aztecs to start all 12 games this year. Miller has made 12 starts at shortstop, while Ruiz has earned 10 starts at catcher and two at designated hitter. In addition, Alex Rodriguez has cracked the starting lineup at second base, while Carrigg has made eight starts in center field and two behind the plate.

**GOING, GOING, GONE**

- > San Diego State has emerged victorious in 43 of its last 60 games dating back to 2019 when launching one out of the park.
- > The Aztecs homered in 29 of 46 games last season, posting a 21-8 record in those contests.
- > SDSU went 17-5 during the 2019 campaign when going yard and 5-2 in 2020.
- > Ironically, the Aztecs have not homered in any of their four victories thus far in 2022.

**OTHER TRENDS**

- > The Aztecs are 96-20 in their last 116 games when scoring five or more runs, including a stellar 29-6 record last year after posting a 6-2 mark in 2020.
- > San Diego State is 62-27 in its last 89 games following a loss, including an 11-5 mark in 2021. The Scarlet and Black is off to a 4-4 start this season in games following a loss.
- > Since allowing three runs in the top of the ninth to then-No. 17 TCU in the season opener, SDSU has won three straight games when leading after eight innings.
- > The Aztecs are 3-1 so far this year in one-run games, recording all three victories in that category by 4-3 scores.
- > San Diego State has won two straight Sunday games and has posted a 12-5 record on Sundays since the start of the 2021 campaign.

**FONDTAIN TABBED MW PITCHER OF THE WEEK ON FEB. 28**

- > San Diego State sophomore TJ Fondtain was named Mountain West Pitcher of the Week by the league office on Feb. 28.
- > In just his second career start on the mound, Fondtain earned his first collegiate victory after helping SDSU post a 7-1 triumph over Hawai'i in the Tony Gwynn Legacy on Feb. 25.
- > Against the Rainbow Warriors, the Aztec left-hander recorded a career-high seven strikeouts, yielding just one unearned run on a scant three hits and no walks in 6.0 innings.
- > A native of Clovis, California, Fondtain retired the first 13 Hawai'i hitters, notching five of his strikeouts in that span. He also helped his cause by picking off a runner at second base in the top of the fifth inning.
- > In addition, Fondtain displayed great control in his start vs. the Warriors, reaching ball three in the pitching count just once against 21 batters faced.

**RODRIGUEZ NETS MW FRESHMAN OF THE WEEK HONORS ON FEB. 21**

- > San Diego State's Alex Rodriguez was named Mountain West Baseball Freshman of the Week for his performance at the season-opening MLB4 Tournament, held Feb. 18-20 in Scottsdale, Arizona.
- > Rodriguez started all three games at second base for the Aztecs at the prestigious event, leading the team with a .500 batting average and a .600 on-base percentage while tying for the top spot with four hits.
- > A native of Rancho Cucamonga, California, Rodriguez went 3-for-4 with an RBI in his collegiate debut against No. 17 TCU in the opener on Friday, posting singles in his first two career at-bats. He also drove in his first collegiate run after reaching on a fielder's choice in the bottom of the sixth, giving SDSU a 3-2 lead that held up until the bottom of the ninth.
- > Against Houston on Feb. 19, Rodriguez was hit by a pitch and scored during the Aztecs' pivotal three-run outburst in the fifth inning, as the Scarlet

**2022 SITUATIONAL RECORDS**

Overall.....	4-8
Home.....	3-5 L1
Road.....	0-1 L1
Neutral.....	1-2 L1
Current Streak.....	W1
Last 5.....	1-4
Last 10.....	3-7
Day Games.....	2-2 W1
Night Games (after 5 p.m.).....	2-7 L4
Mountain West games.....	0-0 W2
Mountain West home games.....	0-0 W3
Mountain West road games.....	0-0 W2
Non-conference games.....	4-8 W1
Games vs. WCC.....	1-3 L1
Games vs. Big West.....	1-3 L2
Games vs. Pac-12.....	2-4 W1
Following loss.....	4-4 W1
Following win.....	0-3 L3
February.....	3-5 L1
March.....	1-3 W1
April.....	0-0 L3
May.....	0-0 W2
in California.....	3-6 W2
in Arizona.....	1-2 L1
in Nevada.....	0-0 L6
in Colorado.....	0-0 W3
in New Mexico.....	0-0 W2
Leading after 6.....	3-1 W3
Trailing after 6.....	1-7 L4
Tied after 6.....	0-0 W3
Leading after 7.....	3-1 W3
Trailing after 7.....	0-7 L7
Tied after 7.....	0-0 W2
Leading after 8.....	3-1 W3
Trailing after 8.....	0-6 L6
Tied after 8.....	0-1 L1
Extra Innings.....	0-1 L1
Walk-offs.....	1-0 W1
One-run games.....	3-1 W1
Run-rule games.....	0-0 L1
Aztecs score first.....	2-2 W2
Opponent scores first.....	2-6 W1
Shutouts.....	0-1 L1
Aztecs score 0-2 runs.....	0-2 L6
Aztecs score 3-5 runs.....	3-6 W1
Aztecs score 6 or more runs.....	1-0 W3
Aztecs hit 0 home runs.....	4-6 W1
Aztecs hit a home run.....	0-2 L2
Regular Season Series Openers.....	0-1 L2
Regular Season Series Finales.....	1-0 W3
on Monday.....	0-1 L1
on Tuesday.....	0-2 L2
on Friday.....	1-2 L1
on Saturday.....	2-1 L1
on Sunday.....	2-1 W2
Aztecs make no errors.....	0-1 L1
Opponent makes no errors.....	2-3 W1
Aztecs outhit opponent.....	3-1 W1
Opponent outhits Aztecs.....	1-7 L6
Hits are tied.....	0-0 W1

and Black held on for its first win of the year in a 4-3 victory.

- > Rodriguez then wrapped up the tournament with a 1-for-3 effort at the plate vs. California on Feb. 20.
- > As a second baseman, Rodriguez did not commit an error in five chances for the weekend, finishing with a clean 1.000 fielding percentage.

**NEWCOMERS READY TO STEP IN**

- > San Diego State has added 15 newcomers for 2022, including 10 true freshmen, three Division I transfers and two junior college players.
- > Among the Aztecs to start this weekend is infielder Alex Rodriguez, who utilized his redshirt season at USC in 2021 after graduating from Damien High School in La Verne, California, where he was a prep teammate of SDSU outfielder Shaun Montoya. Rodriguez was listed as the No. 20 shortstop in California for the class of 2020 by Perfect Game and was an all-Baseline League selection in 2018 and 2019.
- > SDSU also expects a big splash from freshman outfielder Irvin Weems, who was ranked as the No. 4 outfielder and seventh-best player overall in Nevada for the class of 2021, according to Perfect Game. A graduate of Durango High School in Las Vegas, Weems earned first-team all-Southern Nevada honors by the Las Vegas Review-Journal as a senior after batting .561 (23-41) with four homers, nine doubles and 27 RBIs in just 15 games, according to MaxPreps. He also scored 20 runs and stole 13 bases in 16 attempts while posting a 1.121 slugging percentage and a .636 on-base percentage.
- > Another freshman who has impressed in camp is outfielder Tyler Glowacki, a local product who brings a winning pedigree to The Mesa from nearby Santana High School, which captured the Grossmont Valley League championship in 2021 and advanced to the third round of CIF San Diego Section Open Division playoffs. Glowacki capped the year with an appearance in the CIF San Diego Section All-Star game at Petco Park. He earned a No. 21 ranking among outfielders in California for the class of 2021.
- > Although he has been with the program for two years, Tino Bethancourt will see his first collegiate action for the Scarlet and Black this year in the infield. Bethancourt sat out as a redshirt in 2021 after graduating from Oak Ridge High School in El Dorado Hills, California, where his senior season was limited to three games due to the COVID-19 pandemic. According to MaxPreps, he played 78 games during his prep career, batting .285 with three homers, 16 doubles, 37 RBIs and 50 runs scored while posting 12 stolen bases and a .427 on-base percentage.
- > Likewise, right-handed pitcher Jadon Bercovich is another player who utilized his redshirt season in 2021 but looks ready to step into a relief role during the upcoming 2022 campaign. A graduate of Damonte Ranch High School in Reno, Nevada, Bercovich twice garnered all-conference accolades and was ranked as the No. 2 right-handed pitcher in that state for the class of 2020 by Perfect Game. He once set a school record with 13 strikeouts in a single game and also played for the Athletics squad at the prestigious Area Code games.
- > Robert Brodell will be looking to secure a spot in the bullpen as well after playing two seasons at Imperial Valley College, where he struck out 59 batters in 53.1 innings on the mound. He ranked 23rd in the state as a freshman in 2019 with 10.31 strikeouts per nine innings. Brodell starred at Brawley Union High School, where he was a first-team all-conference selection and two-time MVP. The right-handed hurler contributed to a team that won three straight Imperial Valley League championships to go with a CIF San Diego Section Division III title as junior in 2017.
- > Omar Serrano is another rookie pitcher who brings impressive credentials with him to The Mesa after a stellar prep career at Downey High School, where he earned all-CIF Southern Section Division IV honors as a senior after recording a 1.50 ERA in 12 appearances with 85 strikeouts in 70.0 innings, according to MaxPreps. Serrano tossed three shutouts in five of his victories that season, including a perfect game vs. Westlake in the first round of the CIF playoffs.
- > UC Irvine transfer Shaun Montoya and utility player Johnny Giannola are two redshirt freshmen who will be vying for playing time as well this season after sitting out the 2021 season.

**AZTECS PICKED THIRD IN MOUNTAIN WEST PRESEASON POLL**

- > In a vote of the league's seven head coaches, San Diego State was pegged for a third-place finish in the 2022 Mountain West preseason poll, as announced by the conference office on Feb. 10.
- > The Aztecs garnered a total of 25 points, trailing preseason favorite Nevada (36 pts), which received six first-place votes, and second-place UNLV (29 pts), which netted the remaining first-place vote. Fresno State landed in the fourth spot just behind SDSU with 23 points, while Air Force (15 pts) was a distant fifth, followed by New Mexico (11 pts) and San José State (7 pts).

2022 MW Preseason Coaches Poll

Rank	Team (1st-place votes)	Pts.
1.	Nevada (6)	36
2.	UNLV (1)	29
3.	San Diego State	25
4.	Fresno State	23
5.	Air Force	16
6.	New Mexico	11
7.	San José State	7

**MELTON NAMED TO PRESEASON ALL-MOUNTAIN WEST TEAM**

- > Starting pitcher Troy Melton earned a spot on the preseason all-Mountain West team announced on Feb. 10.
- > A native of Anaheim, California, Melton finished among the Mountain West leaders in several categories last year, including strikeouts (2nd), innings pitched (4th), opposing batting average (8th – .291), wins (T-10th) and ERA (11th). The Aztec junior also issued one walk or less in eight of his appearances.
- > In addition, Melton received MW Pitcher of the Week recognition after recording his first career shutout vs. Fresno State on March 7, 2021. Against the Bulldogs, he matched his collegiate best with nine strikeouts, allowing just four hits and one walk in the complete-game victory, as SDSU rolled to a 17-0 rout at home.
- > Prior to the 2021 campaign, Melton was named to the USA Golden Spikes Award Preseason Watch List and was ranked 79th on D1Baseball.com's Top 100 college draft prospects.
- > In 2020, Melton collected all-Mountain West accolades in a stellar season that was cut short due to the COVID-19 pandemic, logging a 3-1 record with a 3.22 ERA and 26 strikeouts. He shared the conference lead with three victories, which was tied for 23rd nationally, while his strikeouts and opposing batting average (.192) ranked second and third in the MW, respectively.

**MARTINEZ SIGNS CONTRACT EXTENSION**

- > During the offseason, San Diego State head coach Mark Martinez signed a three-year contract extension that will keep him in the Aztec dugout through the 2026 season.
- "Mark has been a tremendous asset to our baseball program, and I look forward to him continuing the success our teams have found on the field and in the classroom," said SDSU director of athletics John David Wicker. "Mark does a great job developing the overall student-athlete, and the young men in our program have certainly benefited, as has our entire Aztec community."
- > Entering his eighth season as head coach at SDSU, Martinez has compiled a 215-150 record (.589), highlighted by three Mountain West tournament championships and a trio of NCAA regional appearances in 2015, 2017, 2018.
- "I am very excited for the opportunity to maintain the tradition of excellence that has been established here at San Diego State," Martinez said. "I am extremely grateful for the support of our administration, alumni and Aztec community. Our program takes tremendous pride in competing for championships and developing young men into outstanding students, athletes and leaders."

**NEW FACES ON THE COACHING STAFF**

- > San Diego State head coach Mark Martinez filled two vacancies with a pair of prominent hires over the summer, as Shaun Cole accepted the pitching coach position, while Sergio Brown assumed the role of assistant coach/recruiting coordinator.
- > Cole arrives on The Mesa after a two-year stint at Eastern Kentucky University, where he served as the Colonels' associate head coach/pitching coach in 2019-20.
- > During his tenure, Cole developed and guided one of ECU's most successful pitching staffs while enrolling three of the highest ranked recruiting classes in program history.
- > In Cole's first season in 2019, ECU set team records for strikeouts (510) and lowest opposing batting average (.258) while logging the most victories (32) since 2004 and lowest team ERA (4.79) since 2008.
- > Prior to his stint in the Bluegrass State, Cole served as coordinator for player development with the San Diego Padres, where he was involved in all aspects of baseball operations, scouting and player development.
- > Among his countless duties with the Padres, Cole assisted in player development for the team's minor league system, which was ranked No. 1 in MLB in 2018, including the Padres Dominican Republic Academy.
- > In 2016, Cole was also the pitching coach for the Tri-City Dust Devils, the Padres' short-season Class A affiliate based in Pasco, Washington, where he developed the organization's top pitching prospects.
- > In 2017, Cole served as the coordinator for San Diego's spring training facility in Arizona. In that role, he oversaw the daily operations of mini-camp, extended spring training, as well as two rookie ball teams during the Arizona Fall League. He also managed the AZL Padres that season.
- > From June 2014 to Sept. 2015, Cole served as the director of the 18U National Team for USA Baseball. Among his responsibilities was managing the Tournament of Stars presented by MLB and the 17U National Team Identification Series – both primary selection vehicles for the 18U National Team.
- > Prior to his hire at USA Baseball, Cole spent six seasons at Arizona from 2009-14, serving one year as the Wildcats' director of baseball operations before he was elevated to pitching coach. During Cole's tenure, Arizona made four NCAA regional appearances, highlighted by a College World Series title in 2012, the same season he was named National Pitching Coach of the Year by Collegiate Baseball newspaper.
- > Brown, meanwhile, who has a long association with perennial national power Cal State Fullerton both as a player and coach, arrived at SDSU after serving as the Titans' associate head coach/recruiting coordinator in 2020 and 2021.
- > Brown brings a plethora of postseason experience with him to "America's Finest City", having participated in eight NCAA Regionals, six NCAA Super Regionals and four College World Series as a coach and player. In addition, Brown is one of only two coaches in the history of college baseball to go to the College World Series with three different programs – Cal State Fullerton, UC Irvine and Arizona.
- > Throughout his career, Brown has recruited and/or coached 35 players with Major League Baseball experience.
- > Prior to his most recent stint at Fullerton, Brown spent four years at Arizona from 2016-19, helping the Wildcats to consecutive NCAA Tournament berths in his first two seasons, highlighted by a runner-up finish at

the 2016 College World Series.

- > During his tenure in Tucson, five position players garnered multiple All-America honors by an array of national publications, while two student-athletes were named Freshmen All-Americans.
- > Brown was an infielder on Cal State Fullerton's 1995 national championship team after transferring from Cal Poly Pomona, where he competed from 1991-93. While at CPP, he was a member of Bronco squads that captured the CCAA co-championship in 1991 and earned a spot in the 1993 NCAA Division II West Regionals.

**MR. UTILITY**

- > Cole Carrigg displayed his versatility in his first year on The Mesa in 2021, appearing in six different positions for the Aztecs.
- > The Turlock, California, native made 21 starts at third, five in left field, three in center, three at second base and one at designated hitter.
- > Not to be outdone, Carrigg has made two appearances as a relief pitcher, allowing two unearned runs on three hits and a walk in 1 1/3 innings.
- > During a three-game series at Air Force in the penultimate weekend of the regular season, Carrigg hit .545 (6-11) with five RBIs and seven runs scored.
- > In 2022, Carrigg has made eight starts in center and two behind the plate.

**LOCAL HEROES**

- > San Diego State boasts 11 players on its current roster who are alumni of San Diego County high schools, including Brian Leonhardt and Ricky Tibbett (Eastlake); Fisher Pyatt and Charlie Rhee (St. Augustine); Joseph Ingrassia (Valhalla); Trevor Hazelhurst (Granite Hills), Deron Johnson (Poway); Evan Sipe (San Marcos); Poncho Ruiz (Mater Dei Catholic), Tyler Glowacki (Santana) and Hunter Hargett (Point Loma).

**AZTECS IN MLB DRAFT**

- > Since 1965, San Diego State has had 223 student-athletes chosen in the MLB First-Year Player Draft.
- > In 2021, the Aztecs had five players picked in the MLB Draft, giving the Scarlet and Black 28 selections overall since 2015.
- > Infielder Mike Jarvis was selected by Pittsburgh in the sixth round with the 163rd pick, while catcher Wyatt Hendrie also went to the Pirates shortly thereafter in the seventh round in the 193rd spot overall.
- > In addition, the New York Mets grabbed center fielder Matt Rudick in the 13th round (382nd overall); right fielder Jaden Fein was selected by the Washington Nationals in the 15th round (443rd overall), while right-handed pitcher Michael Paredes was snapped up by the Minnesota Twins in the 18th round (549th overall).
- > SDSU's five MLB Draft picks in 2021 were the most by a Mountain West school after Fresno State and New Mexico had two apiece, followed by Nevada, San José State and UNLV with one each.

**MOUNTAIN WEST TOURNAMENT RETURNS TO SAN DIEGO**

- > After a one-year hiatus, the Mountain West Championship returns this season and will be conducted at Tony Gwynn Stadium, May 26-28. The top four teams in the MW regular-season standings will qualify for the double elimination tournament, with the winner receiving an automatic berth into NCAA regional competition. NCAA Regionals will be held June 3-5.
- > SDSU has hosted the MW Championship on four previous occasions, most recently after the 2018 season when the Aztecs claimed their fifth conference crown in a six-year span.

**REWIND: AZTECS AMONG NCAA STATISTICAL LEADERS IN 2021**

- > San Diego State will alter its offensive approach during the 2022 campaign after a senior-laden team enjoyed an explosive season at the plate in 2021.
- > Brian Leonhardt, Caden Miller and Cole Carrigg are the lone regulars from last year's squad that finished second in the nation with a .335 team batting average during the regular season and ranked third with 9.1 runs per game.
- > In addition, the Aztecs ranked seventh in the country with a collective .413 on-base percentage and 13th with 420 runs scored overall.
- > Leonhardt finished with a career-high .305 batting average tied for third in the Mountain West with 47 RBIs last year.
- > Likewise, Miller enjoyed a banner season as well in 2021, compiling a personal-best .345 batting average while occupying the eighth spot in the conference with a .464 on-base percentage and the ninth position with 43 runs scored.
- > SDSU will be tasked with filling the shoes of center fielder Matt Rudick (.409, 41 RBIs, 17 SB), right fielder Jaden Fein (.389, 19 2B, 53 RBIs), catcher Wyatt Hendrie (.379/.633/.464, 9 HR, 57 RBIs) and shortstop Mike Jarvis (.367, 17 2B, 32 RBI, 16 SB), all of whom were selected in the MLB First-Year Player Draft last July, along with starting pitcher Michael Paredes (4-0, 65 Ks, 77.1 IP).

**CRAZY TONY GWYNN PLAYER STATS**

- > Tony Gwynn completed his illustrious career with a .338 lifetime batting average. Every other player who had a career batting average of at least .338 played before 1943.
- > Gwynn hit .368 over a five-year stretch between 1993 and 1997.
- > Gwynn faced Tom Glavine, Greg Maddux, Pedro Martinez, and John Smoltz a combined 323 times. He struck out three times over those at bats.
- > Gwynn never struck out more than 40 times in a season and struck out less than 20 times in six straight years. He had a career-low 15 strikeouts in 1995.

**AZTECS AMONG MOUNTAIN WEST TOP 20  
(ALL GAMES AS OF MARCH 10)**

**Tino Bethancourt**

Walks.....	6.....	T-11th
Stolen Bases.....	1.....	T-14th

**Johnny Giannola**

Stolen Bases.....	2.....	T-7th
-------------------	--------	-------

**Tyler Glowacki**

Walks.....	7.....	T-7th
------------	--------	-------

**Brian Leonhardt**

Home Runs.....	1.....	T-14th
----------------	--------	--------

**Caden Miller**

Stolen Bases.....	4.....	T-1st
Hit by Pitch.....	4.....	2nd
Walks.....	7.....	T-7th
On-Base Percentage.....	.464.....	8th
Hits.....	15.....	T-10th
Batting Average.....	.333.....	T-12th
Runs Scored.....	7.....	T-16th
Total Bases.....	18.....	T-19th

**Poncho Ruiz**

Sacrifice Flies.....	1.....	T-3rd
Doubles.....	3.....	T-11th
Home Runs.....	1.....	T-14th
RBIs.....	7.....	T-15th
Total Bases.....	18.....	T-19th

**Jadon Bercovich**

Wins.....	1.....	T-5th
Games Finished.....	3.....	T-5th

**Robert Bradell**

Games Finished.....	4.....	T-3rd
---------------------	--------	-------

**Jacob Flores**

Strikeouts.....	18.....	T-3rd
Wins.....	1.....	T-5th
Opp. Batting Average.....	.228.....	6th
Fewest Hits Allowed.....	13.....	T-7th
Innings Pitched.....	15.1.....	T-8th
Fewest Walks Allowed.....	9.....	T-13th
Earned Run Average.....	4.70.....	T-13th

**TJ Fontain**

Opp. Batting Average.....	.216.....	4th
Earned Run Average.....	1.88.....	5th
Fewest Hits Allowed.....	11.....	5th
Wins.....	1.....	T-5th
Fewest Walks Allowed.....	6.....	T-7th
Strikeouts.....	13.....	9th
Innings Pitched.....	14.1.....	11th


**Kelena Sauer**

Innings Pitched.....	16.1.....	T-3rd
Fewest Walks Allowed.....	4.....	T-4th
Wins.....	1.....	T-5th
Strikeouts.....	17.....	T-5th
Earned Run Average.....	4.41.....	12th
Fewest Hits Allowed.....	19.....	14th
Opp. Batting Average.....	.288.....	14th


# 2022 AZTEC RADIO/TV ROSTER




**1**  
**Caden MILLER**  
So. | 5-11 | 180 | S-R  
IF | Newhall, Calif.



**2**  
**Brady ZAVOREK**  
Fr. | 5-11 | 175 | R-R  
IF | Fresno, Calif.



**3**  
**Kenny LeBEAU**  
R-Jr. | 5-10 | 175 | L-R  
IF | Granite Bay, Calif.



**5**  
**Fisher PYATT**  
So. | 6-0 | 180 | R-R  
IF | San Diego, Calif.




**8**  
**Cole CARRIGG**  
So. | 6-2 | 180 | S-R  
C/UT | Turlock, Calif.



**9**  
**Charlie RHEE**  
So. | 5-10 | 175 | R-R  
OF | San Diego, Calif.



**10**  
**Tino BETHANCOURT**  
R-Fr. | 6-2 | 190 | R-R  
IF | El Dorado Hills, Calif.




**11**  
**Avery JONES**  
Sr. | 6-6 | 215 | R-R  
IF | Gig Harbor, Wash.



**12**  
**Max FOXcroft**  
So. | 5-9 | 170 | L-R  
IF | Newport Coast, Calif.



**13**  
**Alex RODRIGUEZ**  
R-Fr. | 6-2 | 180 | R-R  
IF | Upland, Calif.



**14**  
**Irvin WEEMS**  
R-Jr. | 6-0 | 190 | R-R  
OF | Las Vegas, Nev.



**15**  
**Xavier CARTER**  
R-So. | 6-4 | 210 | L-L  
OF | Sacramento, Calif.



**18**  
**Tyler GLOWACKI**  
Fr. | 5-10 | 190 | L-L  
OF | San Diego, Calif.



**21**  
**Brian LEONHARDT**  
Jr. | 6-2 | 200 | L-L  
IF/LHP | San Diego, Calif.



**22**  
**Chris CANADA**  
Fr. | 6-7 | 205 | L-L  
IF | Orange, Calif.



**23**  
**Jonny GUZMAN**  
R-So. | 6-2 | 190 | R-R  
RHP | Orange, Calif.




**24**  
**Poncho RUIZ**  
So. | 6-2 | 190 | R-R  
C | Tijuana, B.C., Mexico




**25**  
**Hunter HARGETT**  
Fr. | 6-2 | 185 | R-R  
RHP | San Diego, Calif.



**26**  
**Omar SERRANO**  
R-Jr. | 6-4 | 170 | R-R  
RHP | Downey, Calif.




**27**  
**Joseph INGRASSIA**  
So. | 6-2 | 210 | L-L  
LHP | San Diego, Calif.



**28**  
**TJ FONDTAIN**  
So. | 6-4 | 190 | L-L  
IF/LHP | Clovis, Calif.



**29**  
**Robert BRODELL**  
Jr. | 6-0 | 195 | R-R  
RHP | Brawley, Calif.



**30**  
**Hunter CRANTON**  
R-So. | 6-3 | 195 | R-R  
RHP | San Juan Capistrano, Calif.



**31**  
**Blake BUTCHER**  
R-So. | 6-0 | 200 | L-R  
RHP | Newport Beach, Calif.




**32**  
**Ricky TIBBETT**  
So. | 6-2 | 175 | L-R  
RHP | San Diego, Calif.




**35**  
**Julian JACKSON**  
So. | 6-8 | 225 | L-R  
RHP | Powder Springs, Ga.




**36**  
**Jacob FLORES**  
Sr. | 6-4 | 215 | L-L  
LHP | Oxnard, Calif.




**38**  
**Ryan FAULK**  
R-So. | 6-4 | 210 | R-R  
RHP/IF | Rancho Santa Margarita, Calif.



**39**  
**Troy MELTON**  
Jr. | 6-4 | 190 | R-R  
RHP | Anaheim, Calif.




**40**  
**Jadon BERCOVICH**  
R-Fr. | 6-2 | 210 | R-R  
RHP | Reno, Nev.



**41**  
**Deron JOHNSON**  
Jr. | 6-0 | 195 | L-R  
C | Poway, Calif.




**42**  
**Shaun MONTOYA**  
R-So. | 6-2 | 190 | R-R  
OF | Rancho Cucamonga, Calif.




**45**  
**Evan SIPE**  
Fr. | 5-10 | 180 | R-R  
C | San Marcos, Calif.



**46**  
**Trevor HAZELHURST**  
R-So. | 6-2 | 210 | L-L  
OF/LHP | San Diego, Calif.



**47**  
**Eldridge ARMSTRONG III**  
Fr. | 6-2 | 205 | R-R  
RHP | Simi Valley, Calif.



**48**  
**Johnny GIANNOLA**  
R-Fr. | 5-11 | 210 | R-R  
UTL | Dana Point, Calif.



**50**  
**Kelena SAUER**  
So. | 6-3 | 205 | R-R  
RHP | Mililani, Hawai'i



**7**  
**Mark MARTINEZ**  
Head Coach  
8th Yr. | Mesa State '84



**0**  
**Shaun COLE**  
Pitching Coach  
1st Yr. | William Penn '04



**20**  
**Sergio BROWN**  
Assistant Coach  
1st Yr. | CSU Fullerton '95



**33**  
**Chris DOYLE**  
Volunteer Assistant Coach  
1st Yr. | SDSU '17



2022 San Diego State Baseball  
 Game Results for San Diego State (as of Mar 10, 2022)  
 (All games)

Date	Opponent	Score	Inns	Overall	MW	Pitcher of record	Attend	Time
02-18-22	vs #17 TCU	L 3-5	9	0-1-0	0-0-0	BRODELL, R. (L 0-1)	0	3:42
02-19-22	vs Houston	w 4-3	9	1-1-0	0-0-0	SAUER (W 1-0)	0	3:13
02-20-22	vs California	L 3-6	9	1-2-0	0-0-0	FLORES, J. (L 0-1)	0	2:49
Feb 22, 2022	at UC Irvine	L 3-13	9	1-3-0	0-0-0	GUZMAN, J. (L 0-1)	581	3:27
02-25-22	HAWAI'I	w 7-1	9	2-3-0	0-0-0	FONDTAIN (W 1-0)	580	2:47
02-26-22	UTAH	L 0-4	9	2-4-0	0-0-0	SAUER (L 1-1)	694	2:26
02-27-22	UTAH	w 4-3	7	3-4-0	0-0-0	BERCOVICH (W 1-0)	1019	2:58
02-28-22	HAWAI'I	L 5-8	(15)	3-5-0	0-0-0	SERRANO, O. (L 0-2)	315	6:14
03-01-22	UC IRVINE	L 2-3	9	3-6-0	0-0-0	CRANTON, H. (L 0-1)	355	3:27
03-04-22	ARIZONA STATE	L 5-13	9	3-7-0	0-0-0	FONDTAIN (L 1-1)	232	3:10
03-05-22	ARIZONA STATE	L 4-6	9	3-8-0	0-0-0	SAUER (L 1-2)	556	2:49
03-06-22	ARIZONA STATE	w 4-3	9	4-8-0	0-0-0	FLORES, J. (W 1-1)	763	3:12

() extra inning game

2022 San Diego State Baseball  
 Game Results for San Diego State (as of Mar 10, 2022)  
 (All games)

02-18-22 at Scottsdale, Ariz.

Score by Innings	1	2	3	4	5	6	7	8	9	R	H	E	
TCU	1	0	0	0	0	1	0	0	3	-	5	8	2
San Diego State	0	0	0	0	0	3	0	0	0	-	3	6	0

WP-Perez, Marcelo (1-0) Save-Ridings, River(1) LP-BRODELL, Robert (0-1) T-3:42 A-0 A-0

02-19-22 at Scottsdale, Ariz.

Score by Innings	1	2	3	4	5	6	7	8	9	R	H	E	
Houston	0	0	0	0	1	0	0	0	2	-	3	7	0
San Diego State	0	0	0	0	3	0	1	0	X	-	4	6	1

WP-SAUER, Kelena (1-0) Save-BERCOVICH, Jadon(1) LP-CLAYTON, Logan (0-1) T-3:13 A-0 A-0

02-20-22 at Scottsdale, Ariz.

Score by Innings	1	2	3	4	5	6	7	8	9	R	H	E	
San Diego State	2	0	0	0	0	1	0	0	0	-	3	6	1
California	0	1	0	0	4	0	0	1	X	-	6	10	0

WP-Joseph King (1-0) Save-Mitchell Scott(1) LP-FLORES, Jacob (0-1) T-2:49 A-0

HR SDSU - RUIZ, Poncho (1), LEONHARDT, Brian (1)

HR CAL - Cole Elvis (1)

Feb 22, 2022 at Irvine, Calif.

Score by Innings	1	2	3	4	5	6	7	8	9	R	H	E	
San Diego State	0	1	0	0	0	0	0	2	0	-	3	10	1
UC Irvine	0	1	1	1	3	0	7	0	X	-	13	11	0

WP-Wheeler, Cameron (1-0) LP-GUZMAN, Jonny (0-1) T-3:27 A-581

HR UCI - Fitzgerald, Ben (1)

02-25-22 at San Diego, Calif.

Score by Innings	1	2	3	4	5	6	7	8	9	R	H	E	
Hawai'i	0	0	0	0	1	0	0	0	0	-	1	6	2
San Diego State	0	0	1	1	0	5	0	0	X	-	7	7	3

WP-FONDTAIN, TJ (1-0) Save-TIBBETT, Ricky(1) LP-Cade Helemanu (0-1) T-2:47 A-580

02-26-22 at San Diego, Calif.

Score by Innings	1	2	3	4	5	6	7	8	9	R	H	E	
Utah	0	0	0	2	2	0	0	0	0	-	4	8	0
San Diego State	0	0	0	0	0	0	0	0	0	-	0	3	1

WP-Hostert, Randon (1-0) LP-SAUER, Kelena (1-1) T-2:26 A-694

HR UTAH - Roberts, Kai (2)

02-27-22 at San Diego, Calif.

Score by Innings	1	2	3	4	5	6	7	R	H	E	
Utah	0	0	0	1	2	0	0	-	3	5	0
San Diego State	0	0	1	1	0	0	2	-	4	9	1

WP-BERCOVICH, Jadon (1-0) LP-Clarkson, TJ (0-1) T-2:58 A-1019

HR UTAH - Booth, Carter (1)

2022 San Diego State Baseball  
 Game Results for San Diego State (as of Mar 10, 2022)  
 (All games)

02-28-22 at San Diego, Calif.

Score by Innings	1	2	3	4	5	6	7	8	9	10	11	12	13	14	15	R	H	E	
Hawai'i	0	0	1	0	3	1	0	0	0	0	0	0	0	0	3	-	8	11	1
San Diego State	0	0	0	0	0	0	3	2	0	0	0	0	0	0	0	-	5	10	1

WP-Trevor Ichimura (1-0) LP-SERRANO, Omar (0-2) T-6:14 A-315

03-01-22 at San Diego, Calif.

Score by Innings	1	2	3	4	5	6	7	8	9	R	H	E	
UC Irvine	0	0	3	0	0	0	0	0	0	-	3	4	3
San Diego State	0	0	0	0	0	0	1	0	1	-	2	5	1

WP-Wheeler, Cameron (2-1) Save-King, Jacob(3) LP-CRANTON, Hunter (0-1) T-3:27 A-355  
 HR UCI - Church, Nathan (1)

03-04-22 at San Diego, Calif.

Score by Innings	1	2	3	4	5	6	7	8	9	R	H	E	
Arizona State	0	2	0	0	0	1	1	2	7	-	13	19	1
San Diego State	0	0	0	0	0	1	0	0	4	-	5	9	2

WP-Tulloch, Adam (1-0) LP-FONDTAIN, TJ (1-1) T-3:10 A-232  
 HR ASU - Davis, Conor (4), Rogers, Will (3), Brethowr, Ivan 2 (2)

03-05-22 at San Diego, Calif.

Score by Innings	1	2	3	4	5	6	7	8	9	R	H	E	
Arizona State	1	1	0	1	2	0	0	1	0	-	6	13	2
San Diego State	0	0	0	0	3	0	0	0	1	-	4	4	2

WP-Luckham, Kyle (1-0) Save-Peery, Brock(1) LP-SAUER, Kelena (1-2) T-2:49 A-556  
 HR ASU - Lampe, Joe (3), Tobias, Jacob (1)

HR SDSU - MILLER, Caden (1), HAZELHURST, Trevor (1)

03-06-22 at San Diego, Calif.

Score by Innings	1	2	3	4	5	6	7	8	9	R	H	E	
Arizona State	1	1	0	0	1	0	0	0	0	-	3	7	3
San Diego State	3	0	0	0	0	1	0	0	X	-	4	8	1

WP-FLORES, Jacob (1-1) Save-GUZMAN, Jonny(1) LP-Marshall, Danny (0-1) T-3:12 A-763  
 HR ASU - Lampe, Joe (4)

2022 San Diego State Baseball  
Overall Statistics for San Diego State (as of Mar 10, 2022)  
(All games Sorted by Batting avg)

Record: 4-8 Home: 3-5 Away: 0-1 Neutral: 1-2 MW: 0-0

Player	avg	gp-gs	ab	r	h	2b	3b	hr	rbi	tb	slg%	bb	hp	so	gdp	ob%	sf	sh	sb-att	po	a	e	fld%	
1 MILLER, Caden	.333	12-12	45	7	15	0	0	1	6	18	.400	7	4	11	0	.464	0	0	4-5	12	31	1	.977	
24 RUIZ, Poncho	.267	12-12	45	4	12	3	0	1	7	18	.400	5	1	9	0	.346	1	0	0-0	101	10	1	.991	
18 GLOWACKI, Tyler	.265	10-10	34	3	9	2	0	0	2	11	.324	7	1	6	0	.405	0	0	0-0	17	0	1	.944	
8 CARRIGG, Cole	.263	11-10	38	2	10	1	0	0	4	11	.289	2	0	9	1	.300	0	4	0-0	35	3	1	.974	
48 GIANNOLA, Johnny	.226	10-8	31	5	7	1	1	0	3	10	.323	5	2	6	0	.368	0	1	2-4	11	0	0	1.000	
21 LEONHARDT, Brian	.194	11-10	36	5	7	0	0	1	5	10	.278	1	0	10	0	.216	0	0	0-0	26	2	1	.966	
10 BETHANCOURT, Tino	.132	12-12	38	6	5	1	0	0	2	6	.158	6	2	10	0	.277	1	0	1-2	69	7	1	.987	
-----																								
15 CARTER, Xavier	.250	3-1	4	0	1	0	0	0	1	1	.250	0	0	0	0	.250	0	0	0-0	1	0	0	1.000	
46 HAZELHURST, Trevor	.231	7-2	13	2	3	0	0	1	2	6	.462	2	0	5	0	.333	0	0	0-0	0	0	0	.000	
42 MONTOYA, Shaun	.222	6-3	9	1	2	0	0	0	1	2	.222	1	0	3	0	.300	0	0	0-1	4	0	0	1.000	
3 LEBEAU, Kenny	.211	6-5	19	4	4	1	0	0	3	5	.263	3	2	4	0	.375	0	0	0-0	8	15	1	.958	
9 RHEE, Charlie	.200	6-1	5	0	1	0	0	0	2	1	.200	0	0	1	0	.200	0	0	0-0	2	0	0	1.000	
13 RODRIGUEZ, Alex	.185	12-10	27	3	5	0	0	0	2	5	.185	2	2	13	0	.290	0	2	1-2	19	19	0	1.000	
14 WEEMS, Irvin	.111	7-6	18	1	2	0	0	0	0	2	.111	2	0	6	0	.200	0	1	0-0	16	0	0	1.000	
12 FOXCROFT, Max	.000	4-2	7	1	0	0	0	0	1	0	.000	0	0	4	0	.000	0	0	0-0	2	3	1	.833	
28 FONDRAIN, TJ	.000	5-5	6	0	0	0	0	0	0	0	.000	2	0	2	0	.250	0	0	0-1	0	4	1	.800	
41 JOHNSON, Deron	.000	5-0	5	0	0	0	0	0	0	0	.000	2	0	1	0	.286	0	0	0-0	0	0	0	.000	
31 BUTCHER, Blake	.000	3-2	4	0	0	0	0	0	0	0	.000	0	0	2	0	.000	0	0	0-0	1	3	1	.800	
2 ZAVOREK, Brady	.000	2-1	3	0	0	0	0	0	0	0	.000	0	0	3	0	.000	0	0	0-0	0	0	0	.000	
5 PYATT, Fisher	.000	2-0	2	0	0	0	0	0	0	0	.000	0	0	2	0	.000	0	0	0-0	0	1	0	1.000	
26 SERRANO, Omar	.000	1-0	0	0	0	0	0	0	0	0	.000	0	0	0	0	.000	0	0	0-0	0	0	0	.000	
47 ARMSTRONG, Eldridge	.000	2-0	0	0	0	0	0	0	0	0	.000	0	0	0	0	.000	0	0	0-0	0	0	0	.000	
38 FAULKES, Ryan	.000	1-0	0	0	0	0	0	0	0	0	.000	0	0	0	0	.000	0	0	0-0	0	0	0	.000	
11 JONES, Avery	.000	2-0	0	0	0	0	0	0	0	0	.000	0	0	0	0	.000	0	0	0-0	0	1	0	1.000	
23 GUZMAN, Jonny	.000	4-1	0	0	0	0	0	0	0	0	.000	0	0	0	0	.000	0	0	0-0	0	1	0	1.000	
45 SIPE, Evan	.000	1-0	0	0	0	0	0	0	0	0	.000	0	1	0	0	1.000	0	0	0-0	1	0	0	1.000	
36 FLORES, Jacob	.000	3-3	0	0	0	0	0	0	0	0	.000	0	0	0	0	.000	0	0	0-0	0	2	1	.667	
25 HARGETT, Hunter	.000	3-0	0	0	0	0	0	0	0	0	.000	0	0	0	0	.000	0	0	0-0	0	0	0	.000	
30 CRANTON, Hunter	.000	2-1	0	0	0	0	0	0	0	0	.000	0	0	0	0	.000	0	0	0-0	1	0	0	1.000	
22 CANADA, Chris	.000	3-0	0	0	0	0	0	0	0	0	.000	0	0	0	0	.000	0	0	0-0	1	0	0	1.000	
29 BRODELL, Robert	.000	5-0	0	0	0	0	0	0	0	0	.000	0	0	0	0	.000	0	0	0-0	0	0	2	.000	
40 BERCOVICH, Jadon	.000	5-0	0	0	0	0	0	0	0	0	.000	0	0	0	0	.000	0	0	0-0	2	3	0	1.000	
27 INGRASSIA, Joseph	.000	3-0	0	0	0	0	0	0	0	0	.000	0	0	0	0	.000	0	0	0-0	0	1	0	1.000	
32 TIBBETT, Ricky	.000	5-0	0	0	0	0	0	0	0	0	.000	0	0	0	0	.000	0	0	0-0	0	0	0	.000	
50 SAUER, Kelena	.000	3-3	0	0	0	0	0	0	0	0	.000	0	0	0	0	.000	0	0	0-0	1	4	2	.714	
Totals	.213	12	389	44	83	9	1	4	41	106	.272	47	15	107	1	.320	2	8	8-15	330	110	15	.967	
Opponents	.258	12	422	68	109	23	5	12	65	178	.422	52	22	123	0	.367	2	6	8-11	325	140	14	.971	

LOB - Team (93), Opp (106). DPs turned - Team (10), Opp (11). CI - Team (0), Opp (1). IBB - Team (2), GIANNOLA 1, RUIZ, P. 1, Opp (7). Picked off - RUIZ, P. 1.

2022 San Diego State Baseball  
Overall Statistics for San Diego State (as of Mar 10, 2022)  
(All games Sorted by Earned run avg)

Player	era	w-l	app	gs	cg	sho	sv	ip	h	r	er	bb	so	2b	3b	hr	b/avg	wp	hp	bk	sfa	sha
28 FONDTAIN, TJ	1.88	1-1	3	3	0	0/0	0	14.1	11	4	3	6	13	1	0	2	.216	0	2	0	0	0
50 SAUER, Kelena	4.41	1-2	3	3	0	0/0	0	16.1	19	10	8	4	17	3	2	3	.288	3	0	0	0	1
36 FLORES, Jacob	4.70	1-1	3	3	0	0/0	0	15.1	13	9	8	9	18	1	1	2	.228	0	2	0	1	1
-----																						
47 ARMSTRONG, Eldridge	0.00	0-0	2	0	0	0/0	0	2.1	3	0	0	0	3	1	0	0	.300	1	0	0	0	0
40 BERCOVICH, Jadon	1.69	1-0	5	0	0	0/0	1	10.2	5	2	2	0	14	2	0	0	.147	0	3	1	0	1
23 GUZMAN, Jonny	3.38	0-1	4	1	0	0/0	1	10.2	5	5	4	5	16	1	0	1	.147	3	3	0	1	1
27 INGRASSIA, Joseph	3.38	0-0	3	0	0	0/0	0	5.1	6	2	2	3	6	3	0	0	.286	3	1	0	0	0
29 BRODELL, Robert	3.60	0-1	5	0	0	0/0	0	10.0	12	11	4	9	8	2	0	1	.293	3	2	0	0	2
32 TIBBETT, Ricky	4.82	0-0	5	0	0	0/0	1	9.1	13	5	5	4	9	5	0	1	.325	1	1	0	0	0
30 CRANTON, Hunter	6.75	0-1	2	1	0	0/0	0	4.0	4	3	3	2	3	2	0	1	.250	0	0	0	0	0
21 LEONHARDT, Brian	6.75	0-0	1	1	0	0/0	0	4.0	3	3	3	2	8	1	0	0	.200	1	2	0	0	0
25 HARGETT, Hunter	6.75	0-0	3	0	0	0/0	0	1.1	2	2	1	2	2	0	0	1	.333	1	2	0	0	0
22 CANADA, Chris	7.71	0-0	3	0	0	0/0	0	2.1	5	2	2	2	3	1	0	0	.417	1	0	0	0	0
11 JONES, Avery	18.00	0-0	2	0	0	0/0	0	2.0	4	4	4	2	0	0	1	0	.444	0	1	0	0	0
26 SERRANO, Omar	18.00	0-1	1	0	0	0/0	0	1.0	0	2	2	2	1	0	0	0	.000	0	2	0	0	0
38 FAULKES, Ryan	36.00	0-0	1	0	0	0/0	0	1.0	4	4	4	0	2	0	1	0	.571	1	1	0	0	0
Totals	4.50	4-8	12	12	0	0/0	3	110.0	109	68	55	52	123	23	5	12	.258	18	22	1	2	6
Opponents	3.07	8-4	12	12	0	1/1	4	108.1	83	44	37	47	107	9	1	4	.213	9	15	0	2	8

PB - Team (4), RUIZ, P. 3, CARRIGG 1. Pickoffs - Team (3), RUIZ, P. 2, FONDTAIN 1, Opp (1). SBA/ATT - RUIZ, P. (7-10), SAUER (2-4), TIBBETT (2-2), FONDTAIN (1-2), BERCOVICH (1-1), LEONHARDT (1-1), CARRIGG (1-1), GUZMAN, J. (1-1).

2022 San Diego State Baseball  
Overall Statistics for San Diego State (as of Mar 10, 2022)  
(All games Sorted by Fielding pct)

Player	c	po	a	e	fld%	dp	sba	csb	sba%	pb	ci
13 RODRIGUEZ, Alex	38	19	19	0	1.000	4	0	0	---	0	0
14 WEEMS, Irvin	16	16	0	0	1.000	0	0	0	---	0	0
48 GIANNOLA, Johnny	11	11	0	0	1.000	0	0	0	---	0	0
40 BERCOVICH, Jadon	5	2	3	0	1.000	0	1	0	1.000	0	0
42 MONTOYA, Shaun	4	4	0	0	1.000	0	0	0	---	0	0
9 RHEE, Charlie	2	2	0	0	1.000	0	0	0	---	0	0
45 SIPE, Evan	1	1	0	0	1.000	0	0	0	---	0	0
5 PYATT, Fisher	1	0	1	0	1.000	0	0	0	---	0	0
23 GUZMAN, Jonny	1	0	1	0	1.000	0	1	0	1.000	0	0
27 INGRASSIA, Joseph	1	0	1	0	1.000	0	0	0	---	0	0
30 CRANTON, Hunter	1	1	0	0	1.000	0	0	0	---	0	0
15 CARTER, Xavier	1	1	0	0	1.000	0	0	0	---	0	0
22 CANADA, Chris	1	1	0	0	1.000	0	0	0	---	0	0
11 JONES, Avery	1	0	1	0	1.000	1	0	0	---	0	0
24 RUIZ, Poncho	112	101	10	1	.991	1	7	3	.700	3	0
10 BETHANCOURT, Tino	77	69	7	1	.987	6	0	0	---	0	0
1 MILLER, Caden	44	12	31	1	.977	5	0	0	---	0	0
8 CARRIGG, Cole	39	35	3	1	.974	2	1	0	1.000	1	0
21 LEONHARDT, Brian	29	26	2	1	.966	2	1	0	1.000	0	0
3 LEBEAU, Kenny	24	8	15	1	.958	3	0	0	---	0	0
18 GLOWACKI, Tyler	18	17	0	1	.944	0	0	0	---	0	0
12 FOXCROFT, Max	6	2	3	1	.833	0	0	0	---	0	0
31 BUTCHER, Blake	5	1	3	1	.800	0	0	0	---	0	0
28 FONDTAIN, TJ	5	0	4	1	.800	0	1	1	.500	0	0
50 SAUER, Kelena	7	1	4	2	.714	0	2	2	.500	0	0
36 FLORES, Jacob	3	0	2	1	.667	0	0	0	---	0	0
29 BRODELL, Robert	2	0	0	2	.000	0	0	0	---	0	0
2 ZAVOREK, Brady	0	0	0	0	.000	0	0	0	---	0	0
32 TIBBETT, Ricky	0	0	0	0	.000	0	2	0	1.000	0	0
38 FAULKS, Ryan	0	0	0	0	.000	0	0	0	---	0	0
47 ARMSTRONG, Eldridge	0	0	0	0	.000	0	0	0	---	0	0
26 SERRANO, Omar	0	0	0	0	.000	0	0	0	---	0	0
25 HARGETT, Hunter	0	0	0	0	.000	0	0	0	---	0	0
46 HAZELHURST, Trevor	0	0	0	0	.000	0	0	0	---	0	0
41 JOHNSON, Deron	0	0	0	0	.000	0	0	0	---	0	0
Totals	455	330	110	15	.967	10	8	3	.727	4	0
Opponents	479	325	140	14	.971	11	8	7	.533	0	1

Hitting minimums - 1 Games 2.5 AB/Game  
Pitching minimums - 1 Games 1.0 IP/Game

2022 San Diego State Baseball  
 Games Summary for San Diego State (as of Mar 10, 2022)  
 (All games)

Score by innings	1	2	3	4	5	6	7	8	9	EX	Total
San Diego State	5	1	2	2	6	11	7	4	6	0	44
Opponents	3	6	5	5	19	3	8	4	12	3	68

Record when ...											
Overall	4-8							After 6 leading	3-1		
Conference	0-0							..... trailing	1-7		
Non-Conference	4-8							..... tied	0-0		
Home games	3-5							After 7 leading	3-1		
Away games	0-1							..... trailing	0-7		
Neutral site	1-2							..... tied	0-0		
Day games	2-2							After 8 leading	3-1		
Night games	2-6							..... trailing	0-6		
vs Left starter	0-2							..... tied	0-1		
vs Right starter	4-6										
1-Run games	3-1							Hit 0 home runs	4-6		
2-Run games	0-2							... 1 home run	0-0		
5+Run games	1-2							... 2+ home runs	0-2		
Extra innings	0-1										
Shutouts	0-1							Opponent 0 home runs	2-2		
								..... 1 home run	2-4		
Scoring 0-2 runs	0-2							..... 2+ HRs	0-2		
..... 3-5 runs	3-6										
..... 6-9 runs	1-0							Made 0 errors	0-1		
..... 10+ runs	0-0							.... 1 error	3-5		
								.... 2+ errors	1-2		
Opponent 0-2 runs	1-0										
..... 3-5 runs	3-3							Opp. made 0 errors	2-3		
..... 6-9 runs	0-3							..... 1 error	0-2		
..... 10+ runs	0-2							..... 2+ errors	2-3		
Scored in 1st inning	1-1							Out-hit opponent	3-1		
Opp. scored in 1st	1-2							Out-hit by opponent	1-7		
Scores first	2-2							Hits are tied	0-0		
Opp. scores first	2-6										

Record when team scores:											
Runs	0	1	2	3	4	5	6	7	8	9	10+
W-L	0-1	0-0	0-1	0-3	3-1	0-2	0-0	1-0	0-0	0-0	0-0

Record when opponent scores:											
Runs	0	1	2	3	4	5	6	7	8	9	10+
W-L	0-0	1-0	0-0	3-1	0-1	0-1	0-2	0-0	0-1	0-0	0-2

Record when leading after:									
Inn.	1	2	3	4	5	6	7	8	
W-L	1-1	1-1	3-1	3-1	2-0	3-1	3-1	3-1	

Record when trailing after:								
Inn.	1	2	3	4	5	6	7	8
W-L	0-2	0-3	0-6	0-7	1-8	1-7	0-7	0-6

Record when tied after:								
Inn.	1	2	3	4	5	6	7	8
W-L	3-5	3-4	1-1	1-0	1-0	0-0	0-0	0-1

Current winning streak: 1  
 Longest winning streak: 1  
 Longest losing streak: 4

Home attendance : 4514 ( 8 dates avg = 564 )  
 Away attendance : 581 ( 4 dates avg = 145 )  
 Total attendance: 5095 ( 12 dates avg = 424 )

2022 San Diego State Baseball  
Miscellaneous Stats for San Diego State (as of Mar 10, 2022)  
(All games)

Multiple Hit Games	2	3	4	5+	Total
1 MILLER, Caden	5	-	-	-	5
18 GLOWACKI, Tyler	1	1	-	-	2
48 GIANNOLA, Johnny	2	-	-	-	2
24 RUIZ, Poncho	2	-	-	-	2
8 CARRIGG, Cole	1	1	-	-	2
21 LEONHARDT, Brian	1	-	-	-	1
42 MONTOYA, Shaun	1	-	-	-	1
13 RODRIGUEZ, Alex	-	1	-	-	1
TEAM	13	3	0	0	16

Multiple RBI Games	2	3	4	5+	Total
1 MILLER, Caden	1	1	-	-	2
21 LEONHARDT, Brian	2	-	-	-	2
24 RUIZ, Poncho	1	-	-	-	1
3 LEBEAU, Kenny	1	-	-	-	1
9 RHEE, Charlie	1	-	-	-	1
8 CARRIGG, Cole	1	-	-	-	1
TEAM	7	1	0	0	8

Hitting Streaks	Longest	Current
24 RUIZ, Poncho	9	1
1 MILLER, Caden	7	2
8 CARRIGG, Cole	5	-
21 LEONHARDT, Brian	4	-
18 GLOWACKI, Tyler	3	2
46 HAZELHURST, Trev	2	-
10 BETHANCOURT, Tin	2	1
14 WEEMS, Irvin	2	-
3 LEBEAU, Kenny	2	2
15 CARTER, Xavier	1	1
13 RODRIGUEZ, Alex	1	-
42 MONTOYA, Shaun	1	-
48 GIANNOLA, Johnny	1	1
9 RHEE, Charlie	1	-

Reached Base Streaks	Longest	Current
1 MILLER, Caden	12	12
24 RUIZ, Poncho	11	11
18 GLOWACKI, Tyler	10	10
3 LEBEAU, Kenny	6	6
8 CARRIGG, Cole	5	2
21 LEONHARDT, Brian	4	-
13 RODRIGUEZ, Alex	4	-
48 GIANNOLA, Johnny	3	1
14 WEEMS, Irvin	3	3
10 BETHANCOURT, Tin	3	1
46 HAZELHURST, Trev	3	3
42 MONTOYA, Shaun	2	-
28 FONDTAIN, TJ	2	2
45 SIPE, Evan	1	1
41 JOHNSON, Deron	1	-
9 RHEE, Charlie	1	-
15 CARTER, Xavier	1	1



2022 San Diego State Baseball  
Miscellaneous Stats for San Diego State (as of Mar 10, 2022)  
(All games)

Starting Lineup By Position  
(Team W-L record when starter)

PITCHER:		
36 FLORES, Jacob	3	(2-1)
28 FONDTAIN, TJ	3	(1-2)
50 SAUER, Kelena	3	(1-2)
21 LEONHARDT, Bria	1	(0-1)
30 CRANTON, Hunter	1	(0-1)
23 GUZMAN, Jonny	1	(0-1)
CATCHER:		
24 RUIZ, Poncho	10	(3-7)
8 CARRIGG, Cole	2	(1-1)
FIRST BASE:		
10 BETHANCOURT, Ti	7	(2-5)
21 LEONHARDT, Bria	5	(2-3)
SECOND BASE:		
13 RODRIGUEZ, Alex	10	(3-7)
3 LEBEAU, Kenny	2	(1-1)
THIRD BASE:		
10 BETHANCOURT, Ti	5	(2-3)
3 LEBEAU, Kenny	3	(0-3)
31 BUTCHER, Blake	2	(1-1)
12 FOXCROFT, Max	2	(1-1)
SHORTSTOP:		
1 MILLER, Caden	12	(4-8)
LEFT FIELD:		
48 GIANNOLA, Johnn	6	(2-4)
18 GLOWACKI, Tyler	5	(1-4)
46 HAZELHURST, Tre	1	(1-0)
CENTER FIELD:		
8 CARRIGG, Cole	8	(2-6)
14 WEEMS, Irvin	3	(1-2)
42 MONTOYA, Shaun	1	(1-0)
RIGHT FIELD:		
18 GLOWACKI, Tyler	5	(2-3)
14 WEEMS, Irvin	3	(1-2)
42 MONTOYA, Shaun	2	(0-2)
9 RHEE, Charlie	1	(1-0)
15 CARTER, Xavier	1	(0-1)
DESIGNATED HITTER:		
21 LEONHARDT, Bria	4	(1-3)
28 FONDTAIN, TJ	2	(0-2)
24 RUIZ, Poncho	2	(1-1)
48 GIANNOLA, Johnn	2	(1-1)
2 ZAVOREK, Brady	1	(0-1)
46 HAZELHURST, Tre	1	(1-0)

Starting Lineup By Lineup Spot  
(Team W-L record when starter)

LEADOFF:		
1 MILLER, Caden	12	(4-8)
2ND SPOT:		
8 CARRIGG, Cole	7	(2-5)
18 GLOWACKI, Tyler	4	(2-2)
48 GIANNOLA, Johnn	1	(0-1)
3RD SPOT:		
24 RUIZ, Poncho	12	(4-8)
CLEANUP:		
21 LEONHARDT, Bria	8	(3-5)
48 GIANNOLA, Johnn	3	(1-2)
28 FONDTAIN, TJ	1	(0-1)
5TH SPOT:		
10 BETHANCOURT, Ti	5	(1-4)
48 GIANNOLA, Johnn	4	(2-2)
46 HAZELHURST, Tre	1	(1-0)
28 FONDTAIN, TJ	1	(0-1)
21 LEONHARDT, Bria	1	(0-1)
6TH SPOT:		
10 BETHANCOURT, Ti	5	(2-3)
8 CARRIGG, Cole	3	(1-2)
18 GLOWACKI, Tyler	2	(0-2)
46 HAZELHURST, Tre	1	(1-0)
2 ZAVOREK, Brady	1	(0-1)
7TH SPOT:		
14 WEEMS, Irvin	4	(1-3)
18 GLOWACKI, Tyler	4	(1-3)
10 BETHANCOURT, Ti	2	(1-1)
31 BUTCHER, Blake	1	(0-1)
9 RHEE, Charlie	1	(1-0)
8TH SPOT:		
3 LEBEAU, Kenny	4	(1-3)
42 MONTOYA, Shaun	3	(1-2)
12 FOXCROFT, Max	2	(1-1)
13 RODRIGUEZ, Alex	1	(0-1)
15 CARTER, Xavier	1	(0-1)
14 WEEMS, Irvin	1	(1-0)
9TH SPOT:		
13 RODRIGUEZ, Alex	9	(3-6)
3 LEBEAU, Kenny	1	(0-1)
14 WEEMS, Irvin	1	(0-1)
31 BUTCHER, Blake	1	(1-0)

2022 San Diego State Baseball  
Miscellaneous Stats for San Diego State (as of Mar 10, 2022)  
(All games)

STARTERS SUMMARY

Player	GS	Position											Batting Order										
		p	c	1b	2b	3b	ss	lf	cf	rf	of	dh	1st	2nd	3rd	4th	5th	6th	7th	8th	9th		
10 BETHANCOURT	12	.	.	7	.	5	.	.	.	.	.	.	.	.	.	.	5	5	2	.	.		
1 MILLER, Caden	12	.	.	.	.	.	12	.	.	.	.	.	.	.	.	.	12	.	.	.	.		
24 RUIZ, Poncho	12	.	10	.	.	.	.	.	.	.	.	.	.	.	2	.	.	12	.	.	.		
21 LEONHARDT, B	10	1	.	5	.	.	.	.	.	.	.	.	.	.	4	.	.	8	1	.	.		
18 GLOWACKI, Ty	10	.	.	.	.	.	.	5	.	5	.	.	.	.	.	.	4	.	.	2	4		
13 RODRIGUEZ, A	10	.	.	.	10	.	.	.	.	.	.	.	.	.	.	.	.	.	.	.	1	9	
8 CARRIGG, Cole	10	.	2	.	.	.	.	.	.	8	.	.	.	.	.	.	7	.	.	3	.		
48 GIANNOLA, Jo	8	.	.	.	.	.	.	6	.	.	.	.	.	2	.	.	1	.	3	4	.		
14 WEEMS, Irvin	6	.	.	.	.	.	.	.	.	3	3	.	.	.	.	.	.	.	.	.	4	1	1
3 LEBEAU, Kenny	5	.	.	.	2	3	.	.	.	.	.	.	.	.	.	.	.	.	.	.	.	4	1
28 FONDRAIN, TJ	5	3	.	.	.	.	.	.	.	.	.	.	.	2	.	.	.	.	1	1	.	.	.
36 FLORES, Jacob	3	3	.	.	.	.	.	.	.	.	.	.	.	.	.	.	.	.	.	.	.	.	.
42 MONTOYA, Sha	3	.	.	.	.	.	.	.	.	1	2	.	.	.	.	.	.	.	.	.	.	3	.
50 SAUER, Kelena	3	3	.	.	.	.	.	.	.	.	.	.	.	.	.	.	.	.	.	.	.	.	.
31 BUTCHER, Blak	2	.	.	.	.	2	.	.	.	.	.	.	.	.	.	.	.	.	.	.	1	.	1
12 FOXCROFT, Ma	2	.	.	.	.	2	.	.	.	.	.	.	.	.	.	.	.	.	.	.	.	2	.
46 HAZELHURST,	2	.	.	.	.	.	.	1	.	.	.	.	.	1	.	.	.	.	1	1	.	.	.
30 CRANTON, Hun	1	1	.	.	.	.	.	.	.	.	.	.	.	.	.	.	.	.	.	.	.	.	.
23 GUZMAN, Jonn	1	1	.	.	.	.	.	.	.	.	.	.	.	.	.	.	.	.	.	.	.	.	.
2 ZAVOREK, Brad	1	.	.	.	.	.	.	.	.	.	.	.	.	1	.	.	.	.	.	1	.	.	.
15 CARTER, Xavie	1	.	.	.	.	.	.	.	.	1	.	.	.	.	.	.	.	.	.	.	.	1	.
9 RHEE, Charlie	1	.	.	.	.	.	.	.	.	1	.	.	.	.	.	.	.	.	.	1	.	.	.

2022 San Diego State Baseball

Individual Season/Career Summary for San Diego State (as of Mar 10, 2022)

(All games Sorted by Batting avg)

Record: 4-8 Home: 3-5 Away: 0-1 Neutral: 1-2 MW: 0-0

Player	SEASON											CAREER															
	Avg	G-GS	AB	R	H	2B	3B	HR	RBI	BB	Hbp	SO	Sb	Att	Avg	G-GS	AB	R	H	2B	3B	HR	RBI	BB	Hbp	SO	Sb
T MILLER, Caden	.333	12-12	45	7	15	0	0	1	6	7	4	11	4-5	.316	65-64	212	51	67	6	3	1	37	35	13	47	12-13	
24 RUIZ, Poncho	.267	12-12	45	4	12	3	0	1	7	5	1	9	0-0	.286	33-25	105	17	30	4	1	4	27	10	1	17	1-1	
18 GLOWACKI, Tyler	.265	10-10	34	3	9	2	0	1	2	7	1	6	0-0	.265	10-10	34	3	9	2	0	0	2	7	1	6	0-0	
8 CARRIGG, Cole	.263	11-10	38	2	10	1	0	0	4	2	0	9	0-0	.268	48-43	149	39	40	12	1	2	27	23	5	31	3-3	
48 GIANNOLA, Johnny	.226	10-8	31	5	7	1	1	0	3	5	2	6	2-4	.226	10-8	31	5	7	1	1	0	3	5	2	6	2-4	
21 LEONHARDT, Brian	.194	11-10	36	5	7	0	0	1	5	1	0	10	0-0	.277	121-115	401	64	111	21	2	6	98	41	3	76	2-5	
10 BETHANCOURT, Thio	.132	12-12	38	6	5	1	0	0	2	6	2	10	1-2	.132	12-12	38	6	5	1	0	0	2	6	2	10	1-2	
-----																											
15 CARTER, Xavier	.250	3-1	4	0	1	0	0	0	1	0	0	0	0-0	.333	8-3	12	2	4	0	0	1	3	1	0	1	0-0	
46 HAZELHURST, Trevor	.231	7-2	13	2	3	0	0	1	2	2	0	5	0-0	.231	7-2	13	2	3	0	0	1	2	2	0	5	0-0	
42 MONTOLA, Shaun	.222	6-3	9	1	2	0	0	0	1	1	0	3	0-1	.222	6-3	9	1	2	0	0	0	1	1	0	3	0-1	
3 LEBEAU, Kenny	.211	6-5	19	4	4	1	0	0	3	3	2	4	0-0	.211	6-5	19	4	4	1	0	0	3	3	2	4	0-0	
9 RHEE, Charlie	.200	6-1	5	0	1	0	0	0	2	0	0	1	0-0	.200	19-2	15	3	3	0	0	0	3	2	0	2	0-0	
13 RODRIGUEZ, Alex	.185	12-10	27	3	5	0	0	0	2	2	2	13	1-2	.185	12-10	27	3	5	0	0	0	2	2	2	13	1-2	
14 WEEMS, Irvin	.111	7-6	18	1	2	0	0	0	0	2	0	6	0-0	.111	7-6	18	1	2	0	0	0	0	2	0	6	0-0	
12 FOXCROFT, Max	.000	4-2	7	1	0	0	0	0	1	0	0	4	0-0	.045	16-7	22	3	1	0	0	0	2	6	1	7	1-1	
28 FONDTAIN, TJ	.000	5-5	6	0	0	0	0	0	0	2	0	2	0-1	.200	21-6	30	2	6	1	0	0	6	5	1	8	0-1	
41 JOHNSON, Deron	.000	5-0	5	0	0	0	0	0	0	2	0	1	0-0	.204	29-9	49	7	10	4	0	0	2	8	0	14	0-0	
31 BUTCHER, Blake	.000	3-2	4	0	0	0	0	0	0	0	0	2	0-0	.000	3-2	4	0	0	0	0	0	0	0	0	2	0-0	
2 ZAVOREK, Brady	.000	2-1	3	0	0	0	0	0	0	0	0	3	0-0	.000	2-1	3	0	0	0	0	0	0	0	0	3	0-0	
5 PYATT, Fisher	.000	2-0	2	0	0	0	0	0	0	0	0	2	0-0	.231	21-15	52	8	12	2	0	0	0	8	5	12	0-0	
26 SERRANO, Omar	.000	1-0	0	0	0	0	0	0	0	0	0	0	0-0	.000	1-0	0	0	0	0	0	0	0	0	0	0	0-0	
47 ARMSTRONG, Eldridge	.000	2-0	0	0	0	0	0	0	0	0	0	0	0-0	.000	2-0	0	0	0	0	0	0	0	0	0	0	0-0	
38 FAULKS, Ryan	.000	1-0	0	0	0	0	0	0	0	0	0	0	0-0	.000	1-0	0	0	0	0	0	0	0	0	0	0	0-0	
11 JONES, Avery	.000	2-0	0	0	0	0	0	0	0	0	0	0	0-0	.000	9-1	0	0	0	0	0	0	0	0	0	0	0-0	
23 GUZMAN, Jonny	.000	4-1	0	0	0	0	0	0	0	0	0	0	0-0	.000	6-1	0	0	0	0	0	0	0	0	0	0	0-0	
45 SIPE, Eyan	.000	1-0	0	0	0	0	0	0	0	0	1	0	0-0	.000	1-0	0	0	0	0	0	0	0	1	0	0	0-0	
36 FLORES, Jacob	.000	3-3	0	0	0	0	0	0	0	0	0	0	0-0	.000	38-5	0	0	0	0	0	0	0	0	0	0	0-0	
25 HARGETT, Hunter	.000	3-0	0	0	0	0	0	0	0	0	0	0	0-0	.000	3-0	0	0	0	0	0	0	0	0	0	0	0-0	
30 GRANADA, Hunter	.000	2-1	0	0	0	0	0	0	0	0	0	0	0-0	.000	2-1	0	0	0	0	0	0	0	0	0	0	0-0	
22 CANADA, Chris	.000	3-0	0	0	0	0	0	0	0	0	0	0	0-0	.000	3-0	0	0	0	0	0	0	0	0	0	0	0-0	
29 BRODELL, Robert	.000	5-0	0	0	0	0	0	0	0	0	0	0	0-0	.000	5-0	0	0	0	0	0	0	0	0	0	0	0-0	
40 BERCOVICH, Jaden	.000	5-0	0	0	0	0	0	0	0	0	0	0	0-0	.000	5-0	0	0	0	0	0	0	0	0	0	0	0-0	
27 INGRASSIA, Joseph	.000	3-0	0	0	0	0	0	0	0	0	0	0	0-0	.000	9-0	0	0	0	0	0	0	0	0	0	0	0-0	
32 TIBBETT, Ricky	.000	5-0	0	0	0	0	0	0	0	0	0	0	0-0	.000	24-7	0	0	0	0	0	0	0	0	0	0	0-0	
50 SAUER, Kelena	.000	3-3	0	0	0	0	0	0	0	0	0	0	0-0	.000	17-4	0	0	0	0	0	0	0	0	0	0	0-0	
Totals	.213	12-12	389	44	83	9	1	4	41	47	15	107	8-15														
Opponents	.258	12-12	422	68	109	23	5	12	65	52	22	123	8-11														

(All games Sorted by Earned run avg)

SEASON

CAREER

Player	ERA	W-L	App	GS	CG	Sho	Sv	IP	H	R	ER	BB	SO	ERA	W-L	App	GS	CG	Sho	Sv	IP	H	R	ER	BB	SO
28 FONDTAIN, TJ	1.88	1-1	3	3	0	0	0	14.1	11	4	3	6	13	1.88	1-1	3	3	0	0	0	14.1	11	4	3	6	13
50 SAUER, Kelena	4.41	1-2	3	3	0	0	0	16.1	19	10	8	4	17	4.31	2-2	17	4	0	0	1	31.1	33	20	15	18	36
36 FLORES, Jacob	4.70	1-1	3	3	0	0	0	15.1	13	9	8	9	18	4.31	5-3	57	7	0	0	2	96.0	87	57	46	70	106
-----																										
47 ARMSTRONG, Eldridge	0.00	0-0	2	0	0	0	0	2.1	3	0	0	0	3	0.00	0-0	2	0	0	0	0	2.1	3	0	0	0	3
40 BERCOVICH, Jaden	1.69	1-0	5	0	0	0	1	10.2	5	2	2	0	14	1.69	1-0	5	0	0	0	1	10.2	5	2	2	0	14



# Individual Career History

## ARMSTRONG, Eldridge

Year	avg	gp-gs	ab	r	h	2b	3b	hr	rbi	tb	slg%	bb	hbp	so	gdp	ob%	sf	sh	sb-att	po	a	e	fld%
2022	.000	2-0	0	0	0	0	0	0	0	0	.000	0	0	0	0	.000	0	0	0-0	0	0	0	.000
TOTAL	.000	2-0	0	0	0	0	0	0	0	0	.000	0	0	0	0	.000	0	0	0-0	0	0	0	.000

Year	era	w-l	app	gs	cq	sho	sv	ip	h	r	er	bb	so	2b	3b	hr	bf	bavg	wp	hbp	bk	sfa	sha
2022	0.00	0-0	2	0	0	0/0	0	2.1	3	0	0	0	3	1	0	0	10	.300	1	0	0	0	0
TOTAL	0.00	0-0	2	0	0	0/0	0	2.1	3	0	0	0	3	1	0	0	10	.300	1	0	0	0	0

SINGLE-GAME HIGHS [all-time ranking]:

Innings pitched: 1.1, Hawai'i, 02-28-22

Strikeouts: 2, Hawai'i, 02-28-22

Batters faced: 6, Hawai'i, 02-28-22

## BERCOVICH, Jadon

Year	avg	gp-gs	ab	r	h	2b	3b	hr	rbi	tb	slg%	bb	hbp	so	gdp	ob%	sf	sh	sb-att	po	a	e	fld%
2022	.000	5-0	0	0	0	0	0	0	0	0	.000	0	0	0	0	.000	0	0	0-0	2	3	0	1.000
TOTAL	.000	5-0	0	0	0	0	0	0	0	0	.000	0	0	0	0	.000	0	0	0-0	2	3	0	1.000

Year	era	w-l	app	gs	cq	sho	sv	ip	h	r	er	bb	so	2b	3b	hr	bf	bavg	wp	hbp	bk	sfa	sha
2022	1.69	1-0	5	0	0	0/0	1	10.2	5	2	2	0	14	2	0	0	38	.147	0	3	1	0	1
TOTAL	1.69	1-0	5	0	0	0/0	1	10.2	5	2	2	0	14	2	0	0	38	.147	0	3	1	0	1

SINGLE-GAME HIGHS [all-time ranking]:

Innings pitched: 6.0, Hawai'i, 02-28-22

Strikeouts: 7, Hawai'i, 02-28-22

Batters faced: 20, Hawai'i, 02-28-22

Field chances: 3, Hawai'i, 02-28-22

Putouts: 1, Utah, 02-27-22; Hawai'i, 02-28-22

Assists: 2, Hawai'i, 02-28-22

## Individual Career History

### BETHANCOURT, Tino

Year	avg	gp-gs	ab	r	h	2b	3b	hr	rbi	tb	slg%	bb	hbp	so	gdp	ob%	sf	sh	sb-att	po	a	e	fld%
2022	.132	12-12	38	6	5	1	0	0	2	6	.158	6	2	10	0	.277	1	0	1-2	69	7	1	.987
TOTAL	.132	12-12	38	6	5	1	0	0	2	6	.158	6	2	10	0	.277	1	0	1-2	69	7	1	.987

**SINGLE-GAME HIGHS [all-time ranking]:**

Hits: 1, 5 times

Doubles: 1, Arizona State, 03-06-22

Total bases: 2, Arizona State, 03-06-22

RBI: 1, Hawai'i, 02-25-22; Arizona State, 03-04-22

Runs scored: 2, Hawai'i, 02-28-22

Walks: 2, vs TCU, 02-18-22; Utah, 02-26-22

Hit by pitch: 1, vs Houston, 02-19-22; Hawai'i, 02-28-22

Struck out: 2, Utah, 02-27-22; UC Irvine, 03-01-22

Sac flies: 1 [t-4th], Arizona State, 03-04-22

At bats: 5, Hawai'i, 02-28-22

Stolen bases: 1, Utah, 02-27-22

Caught stealing: 1 [t-2nd], vs Houston, 02-19-22

Field chances: 16 [t-4th], Hawai'i, 02-28-22

Putouts: 14, Hawai'i, 02-28-22

Assists: 2, Hawai'i, 02-28-22

### BRODELL, Robert

Year	avg	gp-gs	ab	r	h	2b	3b	hr	rbi	tb	slg%	bb	hbp	so	gdp	ob%	sf	sh	sb-att	po	a	e	fld%
2022	.000	5-0	0	0	0	0	0	0	0	0	.000	0	0	0	0	.000	0	0	0-0	0	0	2	.000
TOTAL	.000	5-0	0	0	0	0	0	0	0	0	.000	0	0	0	0	.000	0	0	0-0	0	0	2	.000

Year	era	w-l	app	gs	cg	sho	sv	ip	h	r	er	bb	so	2b	3b	hr	bf	bavg	wp	hbp	bk	sfa	sha
2022	3.60	0-1	5	0	0	0/0	0	10.0	12	11	4	9	8	2	0	1	54	.293	3	2	0	0	2
TOTAL	3.60	0-1	5	0	0	0/0	0	10.0	12	11	4	9	8	2	0	1	54	.293	3	2	0	0	2

**SINGLE-GAME HIGHS [all-time ranking]:**

Innings pitched: 4.0, Utah, 02-26-22

Walks allowed: 4 [t-4th], UC Irvine, 03-01-22

Strikeouts: 4, Utah, 02-26-22

Batters faced: 17, Arizona State, 03-04-22

Field chances: 1, UC Irvine, 03-01-22; Arizona State, 03-04-22

## Individual Career History

### BUTCHER, Blake

Year	avg	gp-gs	ab	r	h	2b	3b	hr	rbi	tb	slg%	bb	hbp	so	gdp	ob%	sf	sh	sb-att	po	a	e	fld%
2022	.000	3-2	4	0	0	0	0	0	0	0	.000	0	0	2	0	.000	0	0	0-0	1	3	1	.800
TOTAL	.000	3-2	4	0	0	0	0	0	0	0	.000	0	0	2	0	.000	0	0	0-0	1	3	1	.800

SINGLE-GAME HIGHS [all-time ranking]:

Struck out: 1, Hawai'i, 02-28-22; Arizona State, 03-06-22

At bats: 2, Arizona State, 03-06-22

Field chances: 3, Hawai'i, 02-28-22

Putouts: 1, Arizona State, 03-06-22

Assists: 3, Hawai'i, 02-28-22

### CANADA, Chris

Year	avg	gp-gs	ab	r	h	2b	3b	hr	rbi	tb	slg%	bb	hbp	so	gdp	ob%	sf	sh	sb-att	po	a	e	fld%
2022	.000	3-0	0	0	0	0	0	0	0	0	.000	0	0	0	0	.000	0	0	0-0	1	0	0	1.000
TOTAL	.000	3-0	0	0	0	0	0	0	0	0	.000	0	0	0	0	.000	0	0	0-0	1	0	0	1.000

Year	era	w-l	app	gs	cq	sho	sv	ip	h	r	er	bb	so	2b	3b	hr	bf	bavg	wp	hbp	bk	sfa	sha
2022	7.71	0-0	3	0	0	0/0	0	2.1	5	2	2	2	3	1	0	0	14	.417	1	0	0	0	0
TOTAL	7.71	0-0	3	0	0	0/0	0	2.1	5	2	2	2	3	1	0	0	14	.417	1	0	0	0	0

SINGLE-GAME HIGHS [all-time ranking]:

Innings pitched: 1.0, vs Houston, 02-19-22

Walks allowed: 1, vs Houston, 02-19-22; at UC Irvine, Feb 22, 2022

Strikeouts: 1, vs Houston, 02-19-22; Hawai'i, 02-28-22; at UC Irvine, Feb 22, 2022

Batters faced: 5, vs Houston, 02-19-22; at UC Irvine, Feb 22, 2022

Field chances: 1, Hawai'i, 02-28-22

Putouts: 1, Hawai'i, 02-28-22

## Individual Career History

### CARRIGG, Cole

Year	avg	gp-gs	ab	r	h	2b	3b	hr	rbi	tb	slg%	bb	hbp	so	gdp	ob%	sf	sh	sb-att	po	a	e	fld%
2021	.270	37-33	111	37	30	11	1	2	23	49	.441	21	5	22	0	.406	1	0	3-3	33	21	11	.831
2022	.263	11-10	38	2	10	1	0	0	4	11	.289	2	0	9	1	.300	0	4	0-0	35	3	1	.974
TOTAL	.268	48-43	149	39	40	12	1	2	27	60	.403	23	5	31	1	.382	1	4	3-3	68	24	12	.885

Year	era	w-l	app	gs	cg	sho	sv	ip	h	r	er	bb	so	2b	3b	hr	bf	bavg	wp	hbp	bk	sfa	sha
2021	0.00	0-0	2	0	0	0/0	0	1.1	3	2	0	1	0	0	0	0	8	.500	0	0	1	1	0
TOTAL	0.00	0-0	2	0	0	0/0	0	1.1	3	2	0	1	0	0	0	0	8	.500	0	0	1	1	0

**SINGLE-GAME HIGHS [all-time ranking]:**

Hits: 3, Arizona State, 03-04-22; at Air Force, 05-22-21  
 Doubles: 2 [t-5th], at Fresno State, 04-17-21; Dixie State, 04-25-21; at Nevada, 05-01-21  
 Triples: 1 [t-1st], UNLV, 03-14-21  
 Home runs: 1 [t-7th], San Jose State, 05-08-21; at Air Force, 05-22-21  
 Total bases: 7, at Air Force, 05-22-21  
 RBI: 3, Dixie State, 04-25-21; at Air Force, 05-22-21  
 Runs scored: 4 [t-2nd], at Air Force, 05-22-21  
 Walks: 2, 6 times  
 Hit by pitch: 1, 4 times  
 Struck out: 2, 7 times  
 Sac flies: 1 [t-4th], at Nevada, 04-30-21  
 Sac bunts: 2 [t-1st], Utah, 02-27-22  
 At bats: 7 [t-1st], Hawai'i, 02-28-22  
 Stolen bases: 1, San Diego, 02-20-21; Air Force, 03-20-21; Dixie State, 04-24-21  
 Innings pitched: 1.0, at San Jose State, Mar 27, 2021  
 Walks allowed: 1, at San Jose State, Mar 27, 2021  
 Batters faced: 4, Nevada, 04-11-21; at San Jose State, Mar 27, 2021  
 Field chances: 13, at UC Irvine, Feb 22, 2022  
 Putouts: 11, at UC Irvine, Feb 22, 2022  
 Assists: 3, at Nevada, 05-01-21

### CARTER, Xavier

Year	avg	gp-gs	ab	r	h	2b	3b	hr	rbi	tb	slg%	bb	hbp	so	gdp	ob%	sf	sh	sb-att	po	a	e	fld%
2020	1.000	2-0	1	1	1	0	0	0	0	1	1.000	0	0	0	0	1.000	0	0	0-0	0	0	0	.000
2021	.286	3-2	7	1	2	0	0	1	2	5	.714	1	0	1	0	.375	0	0	0-0	3	0	0	1.000
2022	.250	3-1	4	0	1	0	0	0	1	1	.250	0	0	0	0	.250	0	0	0-0	1	0	0	1.000
TOTAL	.333	8-3	12	2	4	0	0	1	3	7	.583	1	0	1	0	.385	0	0	0-0	4	0	0	1.000

**SINGLE-GAME HIGHS [all-time ranking]:**

Hits: 2, Dixie State, 04-25-21  
 Home runs: 1 [t-7th], Dixie State, 04-25-21  
 Total bases: 5, Dixie State, 04-25-21  
 RBI: 2, Dixie State, 04-25-21  
 Runs scored: 1, Dixie State, 04-25-21; at Oklahoma, Mar 08, 2020  
 Walks: 1, Dixie State, 04-25-21  
 Struck out: 1, at Nevada, 05-01-21  
 At bats: 4, at UC Irvine, Feb 22, 2022  
 Field chances: 2, Dixie State, 04-25-21  
 Putouts: 2, Dixie State, 04-25-21



## Individual Career History

### CRANTON, Hunter

Year	avg	gp-gs	ab	r	h	2b	3b	hr	rbi	tb	slg%	bb	hbp	so	gdp	ob%	sf	sh	sb-att	po	a	e	fld%
2022	.000	2-1	0	0	0	0	0	0	0	0	.000	0	0	0	0	.000	0	0	0-0	1	0	0	1.000
TOTAL	.000	2-1	0	0	0	0	0	0	0	0	.000	0	0	0	0	.000	0	0	0-0	1	0	0	1.000

Year	era	w-l	app	gs	cq	sho	sv	ip	h	r	er	bb	so	2b	3b	hr	bf	bavg	wp	hbp	bk	sfa	sha
2022	6.75	0-1	2	1	0	0/0	0	4.0	4	3	3	2	3	2	0	1	18	.250	0	0	0	0	0
TOTAL	6.75	0-1	2	1	0	0/0	0	4.0	4	3	3	2	3	2	0	1	18	.250	0	0	0	0	0

SINGLE-GAME HIGHS [all-time ranking]:

Innings pitched: 3.0, UC Irvine, 03-01-22

Walks allowed: 2, UC Irvine, 03-01-22

Strikeouts: 2, UC Irvine, 03-01-22

Batters faced: 15, UC Irvine, 03-01-22

Field chances: 1, UC Irvine, 03-01-22

Putouts: 1, UC Irvine, 03-01-22

### FAULKES, Ryan

Year	avg	gp-gs	ab	r	h	2b	3b	hr	rbi	tb	slg%	bb	hbp	so	gdp	ob%	sf	sh	sb-att	po	a	e	fld%
2022	.000	1-0	0	0	0	0	0	0	0	0	.000	0	0	0	0	.000	0	0	0-0	0	0	0	.000
TOTAL	.000	1-0	0	0	0	0	0	0	0	0	.000	0	0	0	0	.000	0	0	0-0	0	0	0	.000

Year	era	w-l	app	gs	cq	sho	sv	ip	h	r	er	bb	so	2b	3b	hr	bf	bavg	wp	hbp	bk	sfa	sha
2022	36.00	0-0	1	0	0	0/0	0	1.0	4	4	4	0	2	0	1	0	8	.571	1	1	0	0	0
TOTAL	36.00	0-0	1	0	0	0/0	0	1.0	4	4	4	0	2	0	1	0	8	.571	1	1	0	0	0

SINGLE-GAME HIGHS [all-time ranking]:

Innings pitched: 1.0, at UC Irvine, Feb 22, 2022

Strikeouts: 2, at UC Irvine, Feb 22, 2022

Batters faced: 8, at UC Irvine, Feb 22, 2022

## Individual Career History

### FLORES, Jacob

Year	avg	gp-gs	ab	r	h	2b	3b	hr	rbi	tb	slg%	bb	hbp	so	gdp	ob%	sf	sh	sb-att	po	a	e	fld%
2018	.000	0-0	0	0	0	0	0	0	0	0	.000	0	0	0	0	.000	0	0	0-0	0	1	0	1.000
2019	.000	20-1	0	0	0	0	0	0	0	0	.000	0	0	0	0	.000	0	0	0-0	0	6	2	.750
2020	.000	8-1	0	0	0	0	0	0	0	0	.000	0	0	0	0	.000	0	0	0-0	0	7	0	1.000
2021	.000	7-0	0	0	0	0	0	0	0	0	.000	0	0	0	0	.000	0	0	0-0	0	0	0	.000
2022	.000	3-3	0	0	0	0	0	0	0	0	.000	0	0	0	0	.000	0	0	0-0	0	2	1	.667
TOTAL	.000	38-5	0	0	0	0	0	0	0	0	.000	0	0	0	0	.000	0	0	0-0	0	16	3	.842

Year	era	w-l	app	gs	cg	sho	sv	ip	h	r	er	bb	so	2b	3b	hr	bf	bavg	wp	hbp	bk	sfa	sha
2018	3.86	0-0	19	2	0	0/0	1	21.0	17	11	9	12	19	3	1	3	96	.221	5	4	0	3	0
2019	3.75	2-2	20	1	0	0/0	1	36.0	37	21	15	27	38	4	0	2	172	.274	3	5	0	2	2
2020	1.45	2-0	8	1	0	0/0	0	18.2	14	4	3	11	25	1	0	1	82	.203	2	2	1	0	0
2021	19.80	0-0	7	0	0	0/0	0	5.0	6	12	11	11	6	2	0	0	36	.300	3	4	0	1	0
2022	4.70	1-1	3	3	0	0/0	0	15.1	13	9	8	9	18	1	1	2	70	.228	0	2	0	1	1
TOTAL	4.31	5-3	57	7	0	0/0	2	96.0	87	57	46	70	106	11	2	8	456	.243	13	17	1	7	3

**SINGLE-GAME HIGHS [all-time ranking]:**

Innings pitched: 6.0, Arizona State, 03-06-22

Walks allowed: 4 [t-4th], Arizona, Mar 25, 2019; UC San Diego, 02-27-21; Arizona State, 03-06-22

Strikeouts: 7, Utah, 02-27-22

Batters faced: 29, Arizona State, 03-06-22

Field chances: 3, Utah, 02-27-22

Assists: 2, 4 times

Runners CS: 1, at Cal State Fullerton, Apr 12, 2019; Oregon State, Feb 28, 2020

### FONDTAIN, TJ

Year	avg	gp-gs	ab	r	h	2b	3b	hr	rbi	tb	slg%	bb	hbp	so	gdp	ob%	sf	sh	sb-att	po	a	e	fld%
2020	.250	4-0	4	0	1	0	0	0	1	1	.250	1	1	0	0	.500	0	0	0-0	7	0	0	1.000
2021	.250	12-1	20	2	5	1	0	0	5	6	.300	2	0	6	0	.304	1	0	0-0	9	0	1	.900
2022	.000	5-5	6	0	0	0	0	0	0	0	.000	2	0	2	0	.250	0	0	0-1	0	4	1	.800
TOTAL	.200	21-6	30	2	6	1	0	0	6	7	.233	5	1	8	0	.324	1	0	0-1	16	4	2	.909

Year	era	w-l	app	gs	cg	sho	sv	ip	h	r	er	bb	so	2b	3b	hr	bf	bavg	wp	hbp	bk	sfa	sha
2022	1.88	1-1	3	3	0	0/0	0	14.1	11	4	3	6	13	1	0	2	59	.216	0	2	0	0	0
TOTAL	1.88	1-1	3	3	0	0/0	0	14.1	11	4	3	6	13	1	0	2	59	.216	0	2	0	0	0

**SINGLE-GAME HIGHS [all-time ranking]:**

Hits: 1, 6 times

Doubles: 1, Dixie State, 04-24-21

Total bases: 2, Dixie State, 04-24-21

RBI: 2, New Mexico, 04-02-21; Dixie State, 04-24-21

Runs scored: 1, at Fresno State, 04-18-21; Dixie State, 04-24-21

Walks: 1, 5 times

Hit by pitch: 1, at Coastal Carolina, Feb 15, 2020

Struck out: 2, Hawai'i, 02-28-22; Dixie State, 04-24-21

Sac flies: 1 [t-4th], at Nevada, 04-30-21

At bats: 4, Hawai'i, 02-28-22

Caught stealing: 1 [t-2nd], vs California, 02-20-22

Innings pitched: 6.0, Hawai'i, 02-25-22

Walks allowed: 3, vs TCU, 02-18-22; Arizona State, 03-04-22

Strikeouts: 7, Hawai'i, 02-25-22

Batters faced: 21, Hawai'i, 02-25-22

Field chances: 5, at Nevada, 04-30-21

Putouts: 5, at Nevada, 04-30-21

Assists: 3, Hawai'i, 02-25-22

Runners CS: 1, Arizona State, 03-04-22

## Individual Career History

### FOXCROFT, Max

Year	avg	gp-gs	ab	r	h	2b	3b	hr	rbi	tb	slg%	bb	hbp	so	gdp	ob%	sf	sh	sb-att	po	a	e	fld%
2021	.067	12-5	15	2	1	0	0	0	1	1	.067	6	1	3	0	.364	0	1	1-1	4	7	2	.846
2022	.000	4-2	7	1	0	0	0	0	1	0	.000	0	0	4	0	.000	0	0	0-0	2	3	1	.833
TOTAL	.045	16-7	22	3	1	0	0	0	2	1	.045	6	1	7	0	.276	0	1	1-1	6	10	3	.842

**SINGLE-GAME HIGHS** [all-time ranking]:

Hits: 1, at UC San Diego, Feb 28, 2021

Total bases: 1, at UC San Diego, Feb 28, 2021

RBI: 1, Hawai'i, 02-25-22; Fresno State, 03-06-21

Runs scored: 1, Hawai'i, 02-25-22; Fresno State, 03-06-21; Dixie State, 04-25-21

Walks: 1, 5 times

Hit by pitch: 1, at UC San Diego, Feb 28, 2021

Struck out: 2, Hawai'i, 02-25-22; Utah, 02-26-22; at UC San Diego, Feb 28, 2021

Sac bunts: 1 [t-4th], Dixie State, 04-24-21

At bats: 4, Hawai'i, 02-25-22

Stolen bases: 1, Dixie State, 04-25-21

Field chances: 4, Fresno State, 03-07-21; at UNLV, 05-16-21

Putouts: 3, at UNLV, 05-16-21

Assists: 2, Fresno State, 03-07-21; at San Diego, Feb 21, 2021

### GIANNOLA, Johnny

Year	avg	gp-gs	ab	r	h	2b	3b	hr	rbi	tb	slg%	bb	hbp	so	gdp	ob%	sf	sh	sb-att	po	a	e	fld%
2022	.226	10-8	31	5	7	1	1	0	3	10	.323	5	2	6	0	.368	0	1	2-4	11	0	0	1.000
TOTAL	.226	10-8	31	5	7	1	1	0	3	10	.323	5	2	6	0	.368	0	1	2-4	11	0	0	1.000

**SINGLE-GAME HIGHS** [all-time ranking]:

Hits: 2, Hawai'i, 02-25-22; Hawai'i, 02-28-22

Doubles: 1, Hawai'i, 02-28-22

Triples: 1 [t-1st], Hawai'i, 02-25-22

Total bases: 4, Hawai'i, 02-25-22

RBI: 1, Hawai'i, 02-25-22; Hawai'i, 02-28-22; Arizona State, 03-06-22

Runs scored: 2, Hawai'i, 02-25-22

Walks: 1, 5 times

Hit by pitch: 2 [t-2nd], Arizona State, 03-06-22

Struck out: 2, Utah, 02-26-22

Sac bunts: 1 [t-4th], Hawai'i, 02-28-22

At bats: 4, 4 times

Stolen bases: 1, Arizona State, 03-05-22; Arizona State, 03-06-22

Caught stealing: 1 [t-2nd], Hawai'i, 02-25-22; Arizona State, 03-06-22

Field chances: 4, Hawai'i, 02-25-22

Putouts: 4, Hawai'i, 02-25-22

## Individual Career History

### GLOWACKI, Tyler

Year	avg	gp-gs	ab	r	h	2b	3b	hr	rbi	tb	slg%	bb	hbp	so	gdp	ob%	sf	sh	sb-att	po	a	e	fld%
2022	.265	10-10	34	3	9	2	0	0	2	11	.324	7	1	6	0	.405	0	0	0-0	17	0	1	.944
TOTAL	.265	10-10	34	3	9	2	0	0	2	11	.324	7	1	6	0	.405	0	0	0-0	17	0	1	.944

SINGLE-GAME HIGHS [all-time ranking]:

Hits: 3, Hawai'i, 02-28-22

Doubles: 1, vs Houston, 02-19-22; vs California, 02-20-22

Total bases: 3, Hawai'i, 02-28-22

RBI: 1, vs TCU, 02-18-22; Arizona State, 03-06-22

Runs scored: 2, Hawai'i, 02-28-22

Walks: 2, Utah, 02-26-22

Hit by pitch: 1, UC Irvine, 03-01-22

Struck out: 1, 6 times

At bats: 6 [t-8th], Hawai'i, 02-28-22

Field chances: 5, vs TCU, 02-18-22

Putouts: 5, vs TCU, 02-18-22

### GUZMAN, Jonny

Year	avg	gp-gs	ab	r	h	2b	3b	hr	rbi	tb	slg%	bb	hbp	so	gdp	ob%	sf	sh	sb-att	po	a	e	fld%
2020	.000	2-0	0	0	0	0	0	0	0	0	.000	0	0	0	0	.000	0	0	0-0	0	0	0	.000
2022	.000	4-1	0	0	0	0	0	0	0	0	.000	0	0	0	0	.000	0	0	0-0	0	1	0	1.000
TOTAL	.000	6-1	0	0	0	0	0	0	0	0	.000	0	0	0	0	.000	0	0	0-0	0	1	0	1.000

Year	era	w-l	app	gs	cq	sho	sv	ip	h	r	er	bb	so	2b	3b	hr	bf	bavg	wp	hbp	bk	sfa	sha
2020	40.50	0-0	2	0	0	0/0	0	1.1	6	6	6	3	2	2	0	2	12	.667	0	0	0	0	0
2022	3.38	0-1	4	1	0	0/0	1	10.2	5	5	4	5	16	1	0	1	44	.147	3	3	0	1	1
TOTAL	7.50	0-1	6	1	0	0/0	1	12.0	11	11	10	8	18	3	0	3	56	.256	3	3	0	1	1

SINGLE-GAME HIGHS [all-time ranking]:

Innings pitched: 4.1, at UC Irvine, Feb 22, 2022

Walks allowed: 3, at UC Irvine, Feb 22, 2022

Strikeouts: 9 [t-4th], at UC Irvine, Feb 22, 2022

Batters faced: 19, at UC Irvine, Feb 22, 2022

Field chances: 1, at UC Irvine, Feb 22, 2022

Assists: 1, at UC Irvine, Feb 22, 2022

## Individual Career History

### HARGETT, Hunter

Year	avg	gp-gs	ab	r	h	2b	3b	hr	rbi	tb	slg%	bb	hbp	so	gdp	ob%	sf	sh	sb-att	po	a	e	fld%
2022	.000	3-0	0	0	0	0	0	0	0	0	.000	0	0	0	0	.000	0	0	0-0	0	0	0	.000
TOTAL	.000	3-0	0	0	0	0	0	0	0	0	.000	0	0	0	0	.000	0	0	0-0	0	0	0	.000

Year	era	w-l	app	gs	cg	sho	sv	ip	h	r	er	bb	so	2b	3b	hr	bf	bavg	wp	hbp	bk	sfa	sha
2022	6.75	0-0	3	0	0	0/0	0	1.1	2	2	1	2	2	0	0	1	10	.333	1	2	0	0	0
TOTAL	6.75	0-0	3	0	0	0/0	0	1.1	2	2	1	2	2	0	0	1	10	.333	1	2	0	0	0

**SINGLE-GAME HIGHS [all-time ranking]:**

Innings pitched: 1.0, Hawai'i, 02-28-22

Walks allowed: 1, vs Houston, 02-19-22; Hawai'i, 02-28-22

Strikeouts: 2, Hawai'i, 02-28-22

Batters faced: 6, Hawai'i, 02-28-22

### HAZELHURST, Trevor

Year	avg	gp-gs	ab	r	h	2b	3b	hr	rbi	tb	slg%	bb	hbp	so	gdp	ob%	sf	sh	sb-att	po	a	e	fld%
2022	.231	7-2	13	2	3	0	0	1	2	6	.462	2	0	5	0	.333	0	0	0-0	0	0	0	.000
TOTAL	.231	7-2	13	2	3	0	0	1	2	6	.462	2	0	5	0	.333	0	0	0-0	0	0	0	.000

**SINGLE-GAME HIGHS [all-time ranking]:**

Hits: 1, UC Irvine, 03-01-22; Arizona State, 03-05-22; at UC Irvine, Feb 22, 2022

Home runs: 1 [t-7th], Arizona State, 03-05-22

Total bases: 4, Arizona State, 03-05-22

RBI: 1, UC Irvine, 03-01-22; Arizona State, 03-05-22

Runs scored: 1, Arizona State, 03-05-22; at UC Irvine, Feb 22, 2022

Walks: 2, Arizona State, 03-06-22

Struck out: 2, Hawai'i, 02-28-22

At bats: 3, Utah, 02-27-22; Arizona State, 03-06-22

## Individual Career History

### INGRASSIA, Joseph

Year	avg	gp-gs	ab	r	h	2b	3b	hr	rbi	tb	slg%	bb	hbp	so	gdp	ob%	sf	sh	sb-att	po	a	e	fld%
2021	.000	6-0	0	0	0	0	0	0	0	0	.000	0	0	0	0	.000	0	0	0-0	0	0	0	.000
2022	.000	3-0	0	0	0	0	0	0	0	0	.000	0	0	0	0	.000	0	0	0-0	0	1	0	1.000
TOTAL	.000	9-0	0	0	0	0	0	0	0	0	.000	0	0	0	0	.000	0	0	0-0	0	1	0	1.000

Year	era	w-l	app	gs	cg	sho	sv	ip	h	r	er	bb	so	2b	3b	hr	bf	bavg	wp	hbp	bk	sfa	sha
2021	7.36	0-0	6	0	0	0/0	0	3.2	0	6	3	5	5	0	0	0	19	.000	3	1	0	0	0
2022	3.38	0-0	3	0	0	0/0	0	5.1	6	2	2	3	6	3	0	0	25	.286	3	1	0	0	0
TOTAL	5.00	0-0	9	0	0	0/0	0	9.0	6	8	5	8	11	3	0	0	44	.176	6	2	0	0	0

**SINGLE-GAME HIGHS [all-time ranking]:**

Innings pitched: 2.1, vs California, 02-20-22

Walks allowed: 2, vs California, 02-20-22; at Air Force, 05-23-21

Strikeouts: 3, vs TCU, 02-18-22

Batters faced: 12, vs California, 02-20-22

Field chances: 1, vs California, 02-20-22

Assists: 1, vs California, 02-20-22

### JOHNSON, Deron

Year	avg	gp-gs	ab	r	h	2b	3b	hr	rbi	tb	slg%	bb	hbp	so	gdp	ob%	sf	sh	sb-att	po	a	e	fld%
2019	.225	21-8	40	7	9	4	0	0	2	13	.325	6	0	11	1	.326	0	0	0-0	50	7	1	.983
2020	.250	3-1	4	0	1	0	0	0	0	1	.250	0	0	2	0	.250	0	0	0-0	3	0	0	1.000
2022	.000	5-0	5	0	0	0	0	0	0	0	.000	2	0	1	0	.286	0	0	0-0	0	0	0	.000
TOTAL	.204	29-9	49	7	10	4	0	0	2	14	.286	8	0	14	1	.316	0	0	0-0	53	7	1	.984

**SINGLE-GAME HIGHS [all-time ranking]:**

Hits: 2, at Air Force, Apr 18, 2019

Doubles: 2 [t-5th], at Air Force, Apr 18, 2019

Total bases: 4, at Air Force, Apr 18, 2019

RBI: 1, at Air Force, Apr 18, 2019; Seattle, Mar 17, 2019

Runs scored: 2, Seattle, Mar 17, 2019

Walks: 2, Texas Tech, Mar 06, 2019

Struck out: 2, Air Force, Apr 19, 2019

At bats: 4, 4 times

Field chances: 14, Air Force, Apr 19, 2019

Putouts: 10, at UC Irvine, Apr 16, 2019; New Mexico, May 18, 2019

Assists: 4, Air Force, Apr 19, 2019

## Individual Career History

### JONES, Avery

Year	avg	gp-gs	ab	r	h	2b	3b	hr	rbi	tb	slg%	bb	hbp	so	gdp	ob%	sf	sh	sb-att	po	a	e	fld%
2020	.000	4-1	0	0	0	0	0	0	0	0	.000	0	0	0	0	.000	0	0	0-0	0	1	0	1.000
2021	.000	3-0	0	0	0	0	0	0	0	0	.000	0	0	0	0	.000	0	0	0-0	0	0	0	.000
2022	.000	2-0	0	0	0	0	0	0	0	0	.000	0	0	0	0	.000	0	0	0-0	0	1	0	1.000
TOTAL	.000	9-1	0	0	0	0	0	0	0	0	.000	0	0	0	0	.000	0	0	0-0	0	2	0	1.000

Year	era	w-l	app	gs	cq	sho	sv	ip	h	r	er	bb	so	2b	3b	hr	bf	bavg	wp	hbp	bk	sfa	sha
2020	0.00	1-0	4	1	0	0/1	0	6.1	4	0	0	4	5	1	0	0	28	.182	1	2	0	0	0
2021	6.75	1-0	3	0	0	0/0	0	5.1	5	4	4	4	2	1	1	0	25	.250	1	1	0	0	0
2022	18.00	0-0	2	0	0	0/0	0	2.0	4	4	4	2	0	0	1	0	12	.444	0	1	0	0	0
TOTAL	5.27	2-0	9	1	0	0/1	0	13.2	13	8	8	10	7	2	2	0	65	.255	2	4	0	0	0

**SINGLE-GAME HIGHS [all-time ranking]:**

Innings pitched: 3.1, at UC Irvine, Feb 25, 2020

Walks allowed: 2, 4 times

Strikeouts: 2, at Air Force, 05-23-21; Oregon State, Feb 29, 2020

Batters faced: 15, at UC Irvine, Feb 25, 2020

Field chances: 1, Hawai'i, 02-28-22; at UC Irvine, Feb 25, 2020

Assists: 1, Hawai'i, 02-28-22; at UC Irvine, Feb 25, 2020

### LEBEAU, Kenny

Year	avg	gp-gs	ab	r	h	2b	3b	hr	rbi	tb	slg%	bb	hbp	so	gdp	ob%	sf	sh	sb-att	po	a	e	fld%
2022	.211	6-5	19	4	4	1	0	0	3	5	.263	3	2	4	0	.375	0	0	0-0	8	15	1	.958
TOTAL	.211	6-5	19	4	4	1	0	0	3	5	.263	3	2	4	0	.375	0	0	0-0	8	15	1	.958

**SINGLE-GAME HIGHS [all-time ranking]:**

Hits: 1, 4 times

Doubles: 1, Arizona State, 03-06-22

Total bases: 2, Arizona State, 03-06-22

RBI: 2, Hawai'i, 02-28-22

Runs scored: 1, 4 times

Walks: 1, Utah, 02-27-22; Hawai'i, 02-28-22; UC Irvine, 03-01-22

Hit by pitch: 1, Hawai'i, 02-28-22; Arizona State, 03-04-22

Struck out: 2, Arizona State, 03-06-22

At bats: 5, Hawai'i, 02-28-22

Field chances: 5, Arizona State, 03-04-22

Putouts: 2, UC Irvine, 03-01-22; Arizona State, 03-06-22

Assists: 3, 4 times

## Individual Career History

LEONHARDT, Brian

Year	avg	gp-gs	ab	r	h	2b	3b	hr	rbi	tb	slg%	bb	hbp	so	gdp	ob%	sf	sh	sb-att	po	a	e	fld%
2019	.272	48-45	162	20	44	14	1	1	34	63	.389	14	1	29	3	.326	4	2	2-3	258	22	10	.966
2020	.269	16-16	52	10	14	0	0	2	12	20	.385	6	0	10	3	.333	2	1	0-0	64	6	2	.972
2021	.305	46-44	151	29	46	7	1	2	47	61	.404	20	2	27	4	.374	9	0	0-2	4	3	0	1.000
2022	.194	11-10	36	5	7	0	0	1	5	10	.278	1	0	10	0	.216	0	0	0-0	26	2	1	.966
TOTAL	.277	121-115	401	64	111	21	2	6	98	154	.384	41	3	76	10	.337	15	3	2-5	352	33	13	.967

Year	era	w-l	app	gs	cg	sho	sv	ip	h	r	er	bb	so	2b	3b	hr	bf	bavg	wp	hbp	bk	sfa	sha
2019	6.62	1-0	9	2	0	0/0	0	17.2	24	13	13	12	17	3	1	1	86	.343	3	3	0	1	0
2020	2.08	0-0	4	2	0	0/0	0	8.2	6	3	2	5	7	0	0	0	41	.207	3	3	0	1	3
2021	6.19	1-2	15	7	0	0/0	0	32.0	38	29	22	15	24	9	1	4	153	.284	6	3	1	1	0
2022	6.75	0-0	1	1	0	0/0	0	4.0	3	3	3	2	8	1	0	19	.200	1	2	0	0	0	0
TOTAL	5.78	2-2	29	12	0	0/0	0	62.1	71	48	40	34	56	13	2	5	299	.286	13	11	1	3	3

### SINGLE-GAME HIGHS [all-time ranking]:

Hits: 4 [t-5th], at Air Force, 05-22-21  
 Doubles: 2 [t-5th], LMU, Apr 09, 2019; UC Irvine, Feb 19, 2019  
 Triples: 1 [t-1st], San Jose State, 05-08-21; Seattle, Mar 17, 2019  
 Home runs: 1 [t-7th], 6 times  
 Total bases: 6, at UC San Diego, Feb 28, 2021  
 RBI: 6 [t-1st], at Air Force, 05-22-21  
 Runs scored: 3, at Fresno State, 04-18-21; San Jose State, 05-08-21; at UC San Diego, Feb 28, 2021  
 Walks: 2, Fresno State, 03-06-21; San Jose State, 05-08-21; Texas Tech, Mar 05, 2019  
 Hit by pitch: 1, Fresno State, 03-07-21; at New Mexico, 05-28-21; at LMU, Mar 19, 2019  
 Struck out: 2, 17 times  
 Sac flies: 1 [t-4th], 15 times  
 Sac bunts: 1 [t-4th], USC, Feb 23, 2020; Seattle, Mar 15, 2019; at LMU, Mar 19, 2019  
 At bats: 6 [t-8th], at New Mexico, Mar 23, 2019  
 Stolen bases: 1, San Francisco, Feb 15, 2019; at New Mexico, Mar 24, 2019  
 Caught stealing: 1 [t-2nd], UNLV, 03-13-21; at New Mexico, 05-28-21; Seattle, Mar 16, 2019  
 Innings pitched: 4.2, at New Mexico, 05-29-21  
 Walks allowed: 3, 4 times  
 Strikeouts: 8, Hawai'i, 02-28-22  
 Batters faced: 21, 4 times  
 Field chances: 15, San Diego, Feb 26, 2019; Fresno State, Mar 29, 2019  
 Putouts: 15 [t-4th], Fresno State, Mar 29, 2019  
 Assists: 3, at Cal State Fullerton, Apr 14, 2019; Fresno State, Mar 31, 2019  
 Runners CS: 1, Air Force, 03-20-21

MELTON, Troy

Year	avg	gp-gs	ab	r	h	2b	3b	hr	rbi	tb	slg%	bb	hbp	so	gdp	ob%	sf	sh	sb-att	po	a	e	fld%
2019	.000	4-0	0	0	0	0	0	0	0	0	.000	0	0	0	0	.000	0	0	0-0	0	0	0	.000
2020	.000	4-4	0	0	0	0	0	0	0	0	.000	0	0	0	0	.000	0	0	0-0	1	3	1	.800
2021	.000	15-15	0	0	0	0	0	0	0	0	.000	0	0	0	0	.000	0	0	0-0	2	10	1	.923
TOTAL	.000	23-19	0	0	0	0	0	0	0	0	.000	0	0	0	0	.000	0	0	0-0	3	13	2	.889

Year	era	w-l	app	gs	cg	sho	sv	ip	h	r	er	bb	so	2b	3b	hr	bf	bavg	wp	hbp	bk	sfa	sha
2019	6.75	0-0	4	0	0	0/0	0	2.2	6	3	2	0	5	0	0	1	16	.429	0	2	0	0	0
2020	3.22	3-1	4	4	0	0/1	0	22.1	15	9	8	9	26	1	0	3	91	.192	3	3	0	0	1
2021	6.14	4-5	15	15	1	1/0	0	73.1	87	59	50	30	83	18	3	12	340	.291	7	7	0	1	3
TOTAL	5.49	7-6	23	19	1	1/1	0	98.1	108	71	60	39	114	19	3	16	447	.276	10	12	0	1	4

### SINGLE-GAME HIGHS [all-time ranking]:

Innings pitched: 7.0, Fresno State, 03-06-21; Air Force, 03-20-21; New Mexico, 04-02-21  
 Walks allowed: 5 [t-1st], UNLV, 03-13-21  
 Strikeouts: 9 [t-4th], Fresno State, 03-06-21; Dixie State, 04-24-21; Oregon State, Feb 29, 2020  
 Batters faced: 27, UNLV, 03-13-21; Air Force, 03-20-21; New Mexico, 04-02-21  
 Field chances: 2, 6 times  
 Putouts: 1, San Diego, 02-19-21; at Oklahoma, Mar 07, 2020; at San Jose State, Mar 27, 2021  
 Assists: 2, 5 times  
 Runners CS: 2 [t-2nd], at New Mexico, 05-28-21



## Individual Career History

### MILLER, Caden

Year	avg	gp-gs	ab	r	h	2b	3b	hr	rbi	tb	slg%	bb	hbp	so	gdp	ob%	sf	sh	sb-att	po	a	e	fld%
2020	.053	9-8	19	1	1	0	0	0	1	1	.053	3	1	8	0	.217	0	2	0-0	15	24	3	.929
2021	.345	44-44	148	43	51	6	3	0	30	63	.426	25	8	28	2	.464	0	1	8-8	65	103	3	.982
2022	.333	12-12	45	7	15	0	0	1	6	18	.400	7	4	11	0	.464	0	0	4-5	12	31	1	.977
TOTAL	.316	65-64	212	51	67	6	3	1	37	82	.387	35	13	47	2	.442	0	3	12-13	92	158	7	.973

**SINGLE-GAME HIGHS** [all-time ranking]:

Hits: 3, at Fresno State, 04-17-21; at Fresno State, 04-18-21; at UC San Diego, Feb 28, 2021

Doubles: 1, 6 times

Triples: 1 [t-1st], Dixie State, 04-24-21; San Jose State, 05-08-21; at San Jose State, Mar 28, 2021

Home runs: 1 [t-7th], Arizona State, 03-05-22

Total bases: 4, 4 times

RBI: 4, at Fresno State, 04-18-21

Runs scored: 3, 4 times

Walks: 3 [t-1st], New Mexico, 04-03-21; Nevada, 04-10-21

Hit by pitch: 3 [1st], Hawai'i, 02-28-22

Struck out: 2, 12 times

Sac bunts: 1 [t-4th], at Air Force, 05-22-21; vs UNC Greensboro, Feb 16, 2020; USC, Feb 23, 2020

At bats: 5, 6 times

Stolen bases: 1, 12 times

Caught stealing: 1 [t-2nd], vs Houston, 02-19-22

Field chances: 9, UNLV, 03-14-21

Putouts: 4, 7 times

Assists: 7 [t-2nd], UNLV, 03-14-21

### MONTROYA, Shaun

Year	avg	gp-gs	ab	r	h	2b	3b	hr	rbi	tb	slg%	bb	hbp	so	gdp	ob%	sf	sh	sb-att	po	a	e	fld%
2022	.222	6-3	9	1	2	0	0	0	1	2	.222	1	0	3	0	.300	0	0	0-1	4	0	0	1.000
TOTAL	.222	6-3	9	1	2	0	0	0	1	2	.222	1	0	3	0	.300	0	0	0-1	4	0	0	1.000

**SINGLE-GAME HIGHS** [all-time ranking]:

Hits: 2, Utah, 02-27-22

Total bases: 2, Utah, 02-27-22

RBI: 1, Utah, 02-27-22

Runs scored: 1, Utah, 02-27-22

Walks: 1, Utah, 02-26-22

Struck out: 2, Hawai'i, 02-28-22

At bats: 3, vs California, 02-20-22; Utah, 02-27-22

Caught stealing: 1 [t-2nd], vs California, 02-20-22

Field chances: 2, vs California, 02-20-22

Putouts: 2, vs California, 02-20-22

## Individual Career History

### PYATT, Fisher

Year	avg	gp-gs	ab	r	h	2b	3b	hr	rbi	tb	slg%	bb	hbp	so	gdp	ob%	sf	sh	sb-att	po	a	e	fld%
2021	.240	19-15	50	8	12	2	0	0	0	14	.280	8	5	10	1	.397	0	0	0-0	14	17	5	.861
2022	.000	2-0	2	0	0	0	0	0	0	0	.000	0	0	2	0	.000	0	0	0-0	0	1	0	1.000
TOTAL	.231	21-15	52	8	12	2	0	0	0	14	.269	8	5	12	1	.385	0	0	0-0	14	18	5	.865

SINGLE-GAME HIGHS [all-time ranking]:

Hits: 3, New Mexico, 04-03-21

Doubles: 1, Nevada, 04-10-21; Dixie State, 04-24-21

Total bases: 3, New Mexico, 04-03-21

Runs scored: 2, New Mexico, 04-03-21; at San Jose State, Mar 27, 2021

Walks: 2, Nevada, 04-10-21; Nevada, 04-11-21

Hit by pitch: 1, UNLV, 03-13-21; Dixie State, 04-24-21; at San Jose State, Mar 27, 2021

Struck out: 2, San Jose State, 05-08-21

At bats: 5, Nevada, 04-10-21

Field chances: 5, UNLV, 03-13-21

Putouts: 2, UNLV, 03-13-21; Dixie State, 04-25-21

Assists: 3, UNLV, 03-13-21

### RHEE, Charlie

Year	avg	gp-gs	ab	r	h	2b	3b	hr	rbi	tb	slg%	bb	hbp	so	gdp	ob%	sf	sh	sb-att	po	a	e	fld%
2021	.200	13-1	10	3	2	0	0	0	1	2	.200	2	0	1	0	.333	0	0	0-0	10	0	0	1.000
2022	.200	6-1	5	0	1	0	0	0	2	1	.200	0	0	1	0	.200	0	0	0-0	2	0	0	1.000
TOTAL	.200	19-2	15	3	3	0	0	0	3	3	.200	2	0	2	0	.294	0	0	0-0	12	0	0	1.000

SINGLE-GAME HIGHS [all-time ranking]:

Hits: 1, UC San Diego, 02-27-21; at UC Irvine, Feb 22, 2022; at San Jose State, Mar 27, 2021

Total bases: 1, UC San Diego, 02-27-21; at UC Irvine, Feb 22, 2022; at San Jose State, Mar 27, 2021

RBI: 2, at UC Irvine, Feb 22, 2022

Runs scored: 1, UC San Diego, 02-26-21; Fresno State, 03-06-21; at San Jose State, Mar 28, 2021

Walks: 1, Fresno State, 03-06-21; New Mexico, 04-03-21

Struck out: 1, Utah, 02-27-22; San Jose State, 05-08-21

At bats: 4, UC San Diego, 02-27-21

Field chances: 5, UC San Diego, 02-27-21

Putouts: 5, UC San Diego, 02-27-21

## Individual Career History

### RODRIGUEZ, Alex

Year	avg	gp-gs	ab	r	h	2b	3b	hr	rbi	tb	slg%	bb	hbp	so	gdp	ob%	sf	sh	sb-att	po	a	e	fld%
2022	.185	12-10	27	3	5	0	0	0	2	5	.185	2	2	13	0	.290	0	2	1-2	19	19	0	1.000
TOTAL	.185	12-10	27	3	5	0	0	0	2	5	.185	2	2	13	0	.290	0	2	1-2	19	19	0	1.000

**SINGLE-GAME HIGHS [all-time ranking]:**

Hits: 3, vs TCU, 02-18-22

Total bases: 3, vs TCU, 02-18-22

RBI: 1, vs TCU, 02-18-22; Hawai'i, 02-28-22

Runs scored: 1, vs Houston, 02-19-22; Hawai'i, 02-25-22; Arizona State, 03-05-22

Walks: 1, vs Houston, 02-19-22; at UC Irvine, Feb 22, 2022

Hit by pitch: 1, vs Houston, 02-19-22; Hawai'i, 02-28-22

Struck out: 2, vs California, 02-20-22; Hawai'i, 02-25-22; Utah, 02-26-22

Sac bunts: 1 [t-4th], UC Irvine, 03-01-22; Arizona State, 03-06-22

At bats: 4, vs TCU, 02-18-22

Stolen bases: 1, Hawai'i, 02-28-22

Caught stealing: 1 [t-2nd], vs TCU, 02-18-22

Field chances: 8, Arizona State, 03-05-22

Putouts: 4, UC Irvine, 03-01-22; Arizona State, 03-05-22

Assists: 4, Arizona State, 03-05-22

### RUIZ, Poncho

Year	avg	gp-gs	ab	r	h	2b	3b	hr	rbi	tb	slg%	bb	hbp	so	gdp	ob%	sf	sh	sb-att	po	a	e	fld%
2021	.300	21-13	60	13	18	1	1	3	20	30	.500	5	0	8	5	.348	1	0	1-1	71	6	1	.987
2022	.267	12-12	45	4	12	3	0	1	7	18	.400	5	1	9	0	.346	1	0	0-0	101	10	1	.991
TOTAL	.286	33-25	105	17	30	4	1	4	27	48	.457	10	1	17	5	.347	2	0	1-1	172	16	2	.989

**SINGLE-GAME HIGHS [all-time ranking]:**

Hits: 4 [t-5th], at Air Force, 05-23-21

Doubles: 1, 4 times

Triples: 1 [t-1st], at New Mexico, 05-29-21

Home runs: 1 [t-7th], 4 times

Total bases: 4, 6 times

RBI: 4, San Jose State, 05-09-21

Runs scored: 2, 5 times

Walks: 1, 10 times

Hit by pitch: 1, Hawai'i, 02-25-22

Struck out: 3 [t-6th], vs TCU, 02-18-22

Sac flies: 1 [t-4th], vs Houston, 02-19-22; Dixie State, 04-24-21

At bats: 6 [t-8th], at Air Force, 05-23-21

Stolen bases: 1, at Air Force, 05-22-21

Field chances: 19 [1st], Hawai'i, 02-28-22

Putouts: 18 [1st], Hawai'i, 02-28-22

Assists: 3, Arizona State, 03-04-22

Runners CS: 2 [t-2nd], vs Houston, 02-19-22

## Individual Career History

### SAUER, Kelena

Year	avg	gp-gs	ab	r	h	2b	3b	hr	rbi	tb	slg%	bb	hbp	so	gdp	ob%	sf	sh	sb-att	po	a	e	fld%
2021	.000	14-1	0	0	0	0	0	0	0	0	.000	0	0	0	0	.000	0	0	0-0	1	0	0	1.000
2022	.000	3-3	0	0	0	0	0	0	0	0	.000	0	0	0	0	.000	0	0	0-0	1	4	2	.714
TOTAL	.000	17-4	0	0	0	0	0	0	0	0	.000	0	0	0	0	.000	0	0	0-0	2	4	2	.750

Year	era	w-l	app	gs	cg	sho	sv	ip	h	r	er	bb	so	2b	3b	hr	bf	bavg	wp	hbp	bk	sfa	sha
2021	4.20	1-0	14	1	0	0/1	1	15.0	14	10	7	14	19	2	0	1	76	.246	4	2	0	2	1
2022	4.41	1-2	3	3	0	0/0	0	16.1	19	10	8	4	17	3	2	3	71	.288	3	0	0	0	1
TOTAL	4.31	2-2	17	4	0	0/1	1	31.1	33	20	15	18	36	5	2	4	147	.268	7	2	0	2	2

**SINGLE-GAME HIGHS** [all-time ranking]:

Innings pitched: 6.1, Arizona State, 03-05-22

Walks allowed: 2, 7 times

Strikeouts: 7, Utah, 02-26-22

Batters faced: 31 [t-7th], Arizona State, 03-05-22

Field chances: 6, Arizona State, 03-05-22

Putouts: 1, Arizona State, 03-05-22; New Mexico, 04-03-21

Assists: 3, Arizona State, 03-05-22

Runners CS: 2 [t-2nd], vs Houston, 02-19-22

### SERRANO, Omar

Year	avg	gp-gs	ab	r	h	2b	3b	hr	rbi	tb	slg%	bb	hbp	so	gdp	ob%	sf	sh	sb-att	po	a	e	fld%
2022	.000	1-0	0	0	0	0	0	0	0	0	.000	0	0	0	0	.000	0	0	0-0	0	0	0	.000
TOTAL	.000	1-0	0	0	0	0	0	0	0	0	.000	0	0	0	0	.000	0	0	0-0	0	0	0	.000

Year	era	w-l	app	gs	cg	sho	sv	ip	h	r	er	bb	so	2b	3b	hr	bf	bavg	wp	hbp	bk	sfa	sha
2022	18.00	0-1	1	0	0	0/0	0	1.0	0	2	2	2	1	0	0	0	7	.000	0	2	0	0	0
TOTAL	18.00	0-1	1	0	0	0/0	0	1.0	0	2	2	2	1	0	0	0	7	.000	0	2	0	0	0

**SINGLE-GAME HIGHS** [all-time ranking]:

Innings pitched: 1.0, Hawai'i, 02-28-22

Walks allowed: 2, Hawai'i, 02-28-22

Strikeouts: 1, Hawai'i, 02-28-22

Batters faced: 7, Hawai'i, 02-28-22

## Individual Career History

### SIPE, Evan

Year	avg	gp-gs	ab	r	h	2b	3b	hr	rbi	tb	slg%	bb	hbp	so	gdp	ob%	sf	sh	sb-att	po	a	e	fld%
2022	.000	1-0	0	0	0	0	0	0	0	0	.000	0	1	0	0	1.000	0	0	0-0	1	0	0	1.000
TOTAL	.000	1-0	0	0	0	0	0	0	0	0	.000	0	1	0	0	1.000	0	0	0-0	1	0	0	1.000

SINGLE-GAME HIGHS [all-time ranking]:

Hit by pitch: 1, at UC Irvine, Feb 22, 2022

Field chances: 1, at UC Irvine, Feb 22, 2022

Putouts: 1, at UC Irvine, Feb 22, 2022

### TIBBETT, Ricky

Year	avg	gp-gs	ab	r	h	2b	3b	hr	rbi	tb	slg%	bb	hbp	so	gdp	ob%	sf	sh	sb-att	po	a	e	fld%
2020	.000	3-0	0	0	0	0	0	0	0	0	.000	0	0	0	0	.000	0	0	0-0	0	0	0	.000
2021	.000	16-7	0	0	0	0	0	0	0	0	.000	0	0	0	0	.000	0	0	0-0	2	7	0	1.000
2022	.000	5-0	0	0	0	0	0	0	0	0	.000	0	0	0	0	.000	0	0	0-0	0	0	0	.000
TOTAL	.000	24-7	0	0	0	0	0	0	0	0	.000	0	0	0	0	.000	0	0	0-0	2	7	0	1.000

Year	era	w-l	app	gs	cq	sho	sv	ip	h	r	er	bb	so	2b	3b	hr	bf	bavg	wp	hbp	bk	sfa	sha
2020	0.00	1-0	3	0	0	0/0	0	5.1	4	3	0	1	2	0	0	0	20	.211	0	0	0	0	0
2021	6.62	4-2	16	7	0	0/1	0	50.1	72	39	37	10	53	11	1	11	231	.341	5	6	0	3	1
2022	4.82	0-0	5	0	0	0/0	1	9.1	13	5	5	4	9	5	0	1	45	.325	1	1	0	0	0
TOTAL	5.82	5-2	24	7	0	0/1	1	65.0	89	47	42	15	64	16	1	12	296	.330	6	7	0	3	1

SINGLE-GAME HIGHS [all-time ranking]:

Innings pitched: 6.1, at San Jose State, Mar 28, 2021

Walks allowed: 2, 4 times

Strikeouts: 8, at San Jose State, Mar 28, 2021

Batters faced: 25, at San Jose State, Mar 28, 2021

Field chances: 2, at Nevada, 05-01-21

Putouts: 1, at Nevada, 05-01-21; San Jose State, 05-08-21

Assists: 1, 7 times

Runners CS: 1, Dixie State, 04-25-21; vs UNC Greensboro, Feb 16, 2020

## Individual Career History

### WEEMS, Irvin

Year	avg	gp-gs	ab	r	h	2b	3b	hr	rbi	tb	slg%	bb	hbp	so	gdp	ob%	sf	sh	sb-att	po	a	e	fld%
2022	.111	7-6	18	1	2	0	0	0	0	2	.111	2	0	6	0	.200	0	1	0-0	16	0	0	1.000
TOTAL	.111	7-6	18	1	2	0	0	0	0	2	.111	2	0	6	0	.200	0	1	0-0	16	0	0	1.000

SINGLE-GAME HIGHS [all-time ranking]:

Hits: 1, UC Irvine, 03-01-22; Arizona State, 03-04-22

Total bases: 1, UC Irvine, 03-01-22; Arizona State, 03-04-22

Runs scored: 1, Arizona State, 03-04-22

Walks: 1, UC Irvine, 03-01-22; Arizona State, 03-06-22

Struck out: 2, vs Houston, 02-19-22

Sac bunts: 1 [t-4th], at UC Irvine, Feb 22, 2022

At bats: 4, Arizona State, 03-04-22

Field chances: 4, vs Houston, 02-19-22

Putouts: 4, vs Houston, 02-19-22

### ZAVOREK, Brady

Year	avg	gp-gs	ab	r	h	2b	3b	hr	rbi	tb	slg%	bb	hbp	so	gdp	ob%	sf	sh	sb-att	po	a	e	fld%
2022	.000	2-1	3	0	0	0	0	0	0	0	.000	0	0	3	0	.000	0	0	0-0	0	0	0	.000
TOTAL	.000	2-1	3	0	0	0	0	0	0	0	.000	0	0	3	0	.000	0	0	0-0	0	0	0	.000

SINGLE-GAME HIGHS [all-time ranking]:

Struck out: 2, Arizona State, 03-04-22

At bats: 2, Arizona State, 03-04-22