



SAN DIEGO STATE BASEBALL

Media Relations Contact: Jim Solien | jsolien@sdsu.edu | O: 619-594-2576 | C: 619-341-9082 | www.GoAztecs.com | @GoAztecs

SIX-TIME MOUNTAIN WEST TOURNAMENT CHAMPIONS 2000, 2013, 2014, 2015, 2017, 2018

2022 SCHEDULE

2021 Record: 30-16; Mountain West 22-14
(Home: 19-6; Away: 11-10; Neutral 0-0)

Day/Date	Opponent	Time/Result
Friday, Feb. 18	vs. TCU+	L, 3-5
Saturday, Feb. 19	vs. Houston+	W, 4-3
Sunday, Feb. 20	vs. California+	L, 3-6
Tuesday, Feb. 22	at UC Irvine	L, 3-13
Friday, Feb. 25	Hawai'i^	6 p.m. PT
Saturday, Feb. 26	Utah^	6 p.m. PT
Sunday, Feb. 27	Utah^	2 p.m. PT
Monday, Feb. 28	Hawai'i	6 p.m. PT
Tuesday, March 1	UC Irvine	6 p.m. PT
Friday, March 4	Arizona State	6 p.m. PT
Saturday, March 5	Arizona State	6 p.m. PT
Sunday, March 6	Arizona State	1 p.m. PT
Friday, March 11	UNLV*	6 p.m. PT
Saturday, March 12	UNLV*	6 p.m. PT
Sunday, March 13	UNLV*	1 p.m. PT
Tuesday, March 15	Iowa	6 p.m. PT
Friday, March 18	at San José State*	6 p.m. PT
Saturday, March 19	at San José State*	2 p.m. PT
Sunday, March 20	at San José State*	Noon PT
Tuesday, March 22	at UC San Diego	6 p.m. PT
Friday, March 25	Fresno State*	6 p.m. PT
Saturday, March 26	Fresno State*	6 p.m. PT
Sunday, March 27	Fresno State*	1 p.m. PT
Tuesday, March 29	UC San Diego	6 p.m. PT
Friday, April 1	at Nevada*	6 p.m. PT
Saturday, April 2	at Nevada*	6 p.m. PT
Sunday, April 3	at Nevada*	1 p.m. PT
Tuesday, April 5	Long Beach State	6 p.m. PT
Friday, April 8	San José State*	6 p.m. PT
Saturday, April 9	San José State*	6 p.m. PT
Sunday, April 10	San José State*	1 p.m. PT
Tuesday, April 12	at San Diego	6 p.m. PT
Thursday, April 14	at New Mexico*	6 p.m. MT
Friday, April 15	at New Mexico*	6 p.m. MT
Saturday, April 16	at New Mexico*	1 p.m. MT
Monday, April 18	San Diego	6 p.m. PT
Tuesday, April 19	at UC San Diego	6 p.m. PT
Thursday, April 21	Grand Canyon	6 p.m. PT
Friday, April 22	Grand Canyon	6 p.m. PT
Saturday, April 23	Stanford	6 p.m. PT
Sunday, April 24	Stanford	1 p.m. PT
Friday, April 29	at Fresno State*	6 p.m. PT
Saturday, April 30	at Fresno State*	6 p.m. PT
Sunday, May 1	at Fresno State*	1 p.m. PT
Tuesday, May 3	UC San Diego	6 p.m. PT
Wednesday, May 4	CSUN	6 p.m. PT
Friday, May 6	Air Force*	6 p.m. PT
Saturday, May 7	Air Force*	6 p.m. PT
Sunday, May 8	Air Force*	1 p.m. PT
Friday, May 13	Nevada*	6 p.m. PT
Saturday, May 14	Nevada*	6 p.m. PT
Sunday, May 15	Nevada*	1 p.m. PT
Thursday, May 19	at UNLV*	6 p.m. PT
Friday, May 20	at UNLV*	6 p.m. PT
Saturday, May 21	at UNLV*	Noon PT
Thurs.-Sun. May 26-29	Mountain West Tournament (San Diego, Calif.)	

+ - MLB4 Tournament (Scottsdale, Ariz.)
^ - Tony Gwynn Legacy (San Diego, Calif.)
* - Mountain West game

Game Week Preview

Tony Gwynn Legacy
Tony Gwynn Stadium | San Diego, Calif.

San Diego State vs. Hawai'i

Friday, Feb. 25 | 6 p.m. PT | MW Network | Live Stats
Series Record: Hawai'i leads 78-67 | Last meeting: Feb. 4, 2006; Aztecs won 7-5
SDSU: TJ Fondtain, LHP (0-0, 2.08 ERA); UH: Cade Halemanu RHP (0-0, 6.75 ERA)



San Diego State vs. Utah

Saturday, Feb. 26 | 6 p.m. PT | XTRA Sports 1360 AM | Live Stats
Series Record: SDSU leads 103-34 | Last meeting: Feb. 22, 2019; Aztecs won 3-2
SDSU: Kelena Sauer, RHP (1-0, 1.80 ERA); Utah: Randon Hostert (0-0, 27.00 ERA)



San Diego State vs. Utah

Sunday, Feb. 27 | 2 p.m. PT | XTRA Sports 1360 AM | Live Stats
Series Record: SDSU leads 103-34 | Last meeting: Feb. 22, 2019; Aztecs won 3-2
SDSU: Jacob Flores, RHP (0-1, 4.15 ERA); Utah: Cam Day (0-0, 12.00 ERA)



AZTECS SET FOR TONY GWYNN LEGACY

- > The seventh annual Tony Gwynn Legacy, co-hosted by San Diego State and the University of San Diego, begins play on Friday, Feb. 25.
- > Two games per day will be conducted at SDSU's Tony Gwynn Stadium from Friday through Sunday, while USD will host one contest per day this weekend at Fowler Park.
- > In addition to the Aztecs and Toreros, the event features Fresno State, Hawai'i, UNLV and Utah, with a complete tournament schedule available on GoAztecs.com.
- > SDSU will lock horns with Hawai'i on Friday beginning at 6 p.m. PT, before entertaining Utah for a pair of games to wrap up the weekend. Saturday's clash with the Utes is set for another 6 p.m. start, while Sunday's showdown is slated to get underway at 2 p.m.
- > The Aztecs-Rainbow Warriors matchup will be streamed live via the Mountain West Network, with a link available on GoAztecs.com, while both games vs. Utah can be heard over the airwaves on XTRA Sports 1360 AM.
- > During both games on Saturday, the players will all wear the No. 19 on their jerseys to honor the late Tony Gwynn.
- > Despite playing a modified schedule in 2021 due to the COVID-19 pandemic, SDSU kept the tournament active last season by winning three of four games in a crosstown series against UC San Diego.

AN EARLY LOOK AT THE AZTECS

- > Heading into this weekend's action, San Diego State finds itself with a 1-3 record after dropping a 13-3 decision at UC Irvine in blustery conditions on Tuesday. Despite a season-best 10 hits and a career-high nine strikeouts from pitcher Jonny Guzman, who was making his first collegiate start, the Aztecs were unable to keep pace with the Anteaters, who scored three runs in the fifth and seven more markers in the seventh to break the contest open.
- > SDSU began the 2022 campaign with three games at the prestigious MLB4 Tournament, Feb. 18-20, in Scottsdale, Arizona. The Aztecs opened the weekend with a tough 5-3 defeat to No. 17 TCU, as the Horned Frogs rallied with three runs in the top of the ninth to escape with the victory.
- > SDSU rebounded with a 4-3 triumph over Houston last Saturday, as five pitchers combined for 12 strikeouts, including starter Kelena Sauer, who struck out a career-high six batters over five innings for his second win in a Scarlet and Black uniform.
- > The Aztecs closed out their weekend excursion to the desert with a 6-3 setback at the hands of California, which finished the tournament with a 3-0 record. SDSU nursed a 2-1 lead thanks to Brian Leonhardt's two-run homer in the first. However, the Golden Bears erupted with four markers in the fifth to take the lead for good. Poncho Ruiz also went deep for the Aztecs with a solo shot in the sixth, but it wasn't enough.
- > SDSU second baseman Alex Rodriguez was named Mountain West Freshman of the Week on Feb. 21, after leading the team with a .500 batting average and a .600 on-base percentage at the MLB4 Tournament while tying for the top spot with a .600 on-base percentage. The Rancho Cucamonga, California, native went 3-for-4 with an RBI in collegiate debut, notching singles in his first two career at-bats.

PROJECTED AZTEC STARTERS

Position	Players	Avg.	AB	R	H	2B	3B	HR	RBI	BB	SO	SB-ATT
C	Poncho Ruiz	.231	13	2	3	0	0	1	3	1	3	0-0
1B	Tino Bethancourt	.100	10	2	1	0	0	0	0	3	2	0-1
2B	Alex Rodriguez	.364	11	1	4	0	0	0	1	2	3	0-1
SS	Caden Miller	.313	16	2	5	0	0	0	1	1	3	1-2
3B	Max Foxcroft (2021)	.067	15	2	1	0	0	0	1	6	3	1-1
LF	Johnny Giannola	.125	8	1	1	0	0	0	0	1	2	0-0
	or Tyler Glowacki	.231	13	1	3	2	0	0	1	1	2	0-0
CF	Cole Carrigg	.286	14	0	4	1	0	0	0	1	6	0-0
RF	Irvin Weems	.000	6	0	0	0	0	0	0	0	4	0-0
	or Tyler Glowacki	.231	13	1	3	2	0	0	1	1	2	0-0
DH	Brian Leonhardt	.235	17	3	4	0	0	1	3	0	3	0-0

Pitching Rotation	ERA	W-L	G-GS-CG	Sv	IP	H	R	ER	BB	SO	B/Avg.
Fri. TJ Fondtain	2.08	0-0	1-1-0	0	4.1	2	1	1	3	5	.176
Sat. Kelena Sauer	1.80	1-0	1-1-0	0	5.0	3	1	1	2	6	.143
Sun. Jacob Flores	4.15	0-1	1-1-0	0	4.1	4	3	2	3	6	.235

GENERAL INFORMATION

Location San Diego, Calif.
 Founded 1897
 Enrollment 33,870
 Nickname Aztecs
 Mascot Aztec Warrior
 Colors Scarlet and Black (Pantone 187)
 Conference Mountain West
 Affiliation Division I
 President Dr. Adela de la Torre
 Director of Athletics John David Wicker
 Faculty Representative Patrick Papin

BASEBALL COACHING STAFF

Head Coach Mark Martinez (Mesa State '84)
 Overall Record 216-153 (Eighth year)
 Record at SDSU 216-153 (Eighth year)
 Assistant Coach/Pitching Coach Shaun Cole (William Penn '04)
 Assistant Coach Sergio Brown (Cal State Fullerton '95)
 Volunteer Assistant Coach Chris Doyle (SDSU' 17)
 Baseball Office Phone (619) 594-6889

BASEBALL SUPPORT STAFF

Director of Player Development/Camp Coordinator Eric Lally
 Student Managers Justin Lawrence
 Athletic Trainer Bronson Santillan
 Strength and Conditioning James Chassin

BASEBALL FACTS

2021 Record 30-16
 2021 MW Record 22-14
 Lettermen Returning/Lost 16/18
 Position Starters Returning/Lost 2/6
 Pitchers Returning/Lost 6/12
 Total Players Returning 23
 Newcomers 15
 Incoming Freshmen 10
 Division I Transfers 3
 JC Transfers 2

FACILITY

Home Field Tony Gwynn Stadium
 Capacity 3,000
 Surface Natural Grass
 Outfield Distances 340-365-410-365-340

SDSU MEDIA RELATIONS

Senior Assoc. AD Media Relations Mike May
 Office Phone (619) 594-5547
 Baseball Contact Jim Solien
 E-Mail jsolien@sdsu.edu
 Office Phone (619) 594-2576
 Athletics Website www.goaztecs.com
 Twitter/Instagram @goaztecs



HEAD COACH MARK MARTINEZ

> Mark Martinez is in his eighth season as head coach of the Aztecs and 17th overall as a member of the San Diego State staff after succeeding the late Tony Gwynn on August 20, 2014. He is just the fifth head coach in SDSU history since baseball was elevated to major sport status in 1936.
 > During his tenure as the Aztecs' head coach, Martinez has compiled a 216-153 record (.585), highlighted by three Mountain West tournament championships in 2015, 2017 and 2018. He has also posted a 106-78 ledger (.576) in conference regular-season games.
 > Since 2015, SDSU has garnered 30 all-Mountain West accolades under Martinez's tutelage, including back-to-back MW Pitchers of the Year Brett Seeburger (2017) and Garrett Hill (2018), as well as 2017 MW Player of the Year Danny Sheehan.
 > Additionally, Martinez has mentored three freshman All-Americans in Chase Calabuig (2015), Casey Schmitt (2018) and Jaden Fein (2019), with the latter also receiving Mountain West Co-Freshman of the Year distinction last year.
 > In 2017, Martinez recorded his 100th victory for the Scarlet and Black, becoming the fastest head coach in program history to reach the century mark in wins.
 > Not to be outdone, Martinez also became the fastest head coach in Mountain West history to win three conference championships when the Aztecs captured the title in 2018.
 > Martinez was hired as an assistant coach for the Aztecs in July of 2005 and served for nine years under head coach Tony Gwynn. During that time, he was promoted to the position of associate head coach.
 > Since his arrival on The Mesa as an assistant coach, Martinez has witnessed 49 SDSU players get drafted into the professional ranks, with 10 of those selections making the major leagues (Stephen Strasburg, Addison Reed, Justin Masterson, Bruce Billings, Quintin Berry, Lance Zawadzki, Greg Allen, Ty France, Seby Zavala and Alan Trejo).
 > Prior to his arrival at San Diego State, Martinez was an assistant coach at New Mexico for 17 seasons from 1989-2005. During his time as a hitting and infield coach, he helped develop the Lobos into one of the most prominent offensive teams in the country, with UNM ranking among the top 11 nationally in hitting over his final four seasons.
 > Martinez served as an assistant at his alma mater, Mesa State College (now Colorado Mesa University) in Grand Junction, Colorado, from 1984-88. He played shortstop at the school from 1982-84, earning all-conference and all-district honors as a senior.
 > Martinez graduated from Mesa State College (now Colorado Mesa) with a bachelor's degree in physical education in 1984 and completed his master's in sports administration at New Mexico in 1990.
 > During the offseason, Martinez signed a three-year contract extension that will keep him at San Diego State through the 2026 season.

2022 AZTEC BASEBALL ROSTER

No.	Player	Pos.	B-T	Ht.	Wt.	Yr.	Hometown / Last School
1	Caden Miller	IF	S-R	5-11	180	So.	Newhall, Calif. / Bishop Alemany HS
2	Brady Zavorek	IF	R-R	5-11	175	Fr.	Fresno, Calif. / Bullard HS
3	Kenny LeBeau	IF	L-R	5-10	175	R-Jr.	Granite Bay, Calif. / Sierra College
5	Fisher Pyatt	IF	S-R	6-0	180	So.	San Diego, Calif. / St. Augustine HS
8	Cole Carrigg	C/UTL	S-R	6-2	180	So.	Turlock, Calif. / Turlock HS
9	Charlie Rhee	OF	R-R	5-10	175	So.	San Diego, Calif. / St. Augustine HS
10	Tino Bethancourt	IF	R-R	6-2	190	R-Fr.	El Dorado Hills, Calif. / Oak Ridge HS
11	Avery Jones	RHP	R-R	6-6	215	Sr.	Gig Harbor Wash. / Central Arizona College
12	Max Foxcroft	IF	L-R	5-9	170	So.	Newport Coast, Calif. / Oregon
13	Alex Rodriguez	IF	R-R	6-2	180	R-Fr.	Upland, Calif. / USC
14	Irvin Weems	OF	R-R	6-0	190	Fr.	Las Vegas, Nev. / Durango HS
15	Xavier Carter	OF/IF	L-L	6-4	210	R-So.	Sacramento, Calif. / Capital Christian HS
18	Tyler Glowacki	OF	L-L	5-10	190	Fr.	San Diego, Calif. / Santana HS
21	Brian Leonhardt	IF/LHP	L-L	6-2	200	Jr.	San Diego, Calif. / Eastlake HS
22	Chris Canada	LHP	L-L	6-7	205	Fr.	Orange, Calif. / Orange Lutheran HS
23	Jonny Guzman	RHP	R-R	6-2	190	R-So.	Orange, Calif. / Orange Lutheran HS
24	Poncho Ruiz	C	R-R	6-2	195	So.	Tijuana, Mexico / Mater Dei HS (Chula Vista, Calif.)
25	Hunter Hargett	RHP	R-R	6-2	185	Fr.	San Diego, Calif. / Point Loma HS
26	Omar Serrano	RHP	R-R	6-4	170	Fr.	Downey, Calif. / Downey HS
27	Joseph Ingrassia	LHP	L-L	6-2	180	Fr.	San Diego, Calif. / Valhalla HS
28	TJ Fondtain	IF/LHP	L-L	6-4	190	So.	Clovis, Calif. / Buchanan HS
29	Robert Brodell	RHP	R-R	6-0	195	Jr.	Brawley, Calif. / Imperial Valley College
30	Hunter Cranton	RHP	R-R	6-3	195	R-So.	San Juan Capistrano, Calif. / Saddleback College
31	Blake Butcher	IF	L-R	6-0	200	Fr.	Newport Beach, Calif. / Corona del Mar HS
32	Ricky Tibbett	RHP	L-R	6-2	175	So.	San Diego, Calif. / Eastlake HS
35	Julian Jackson	RHP	L-R	6-8	225	So.	Powder Springs, Ga. / Eastern Kentucky
36	Jacob Flores	LHP	L-L	6-4	215	Sr.	Oxnard, Calif. / Rio Mesa HS
38	Ryan Faulks	RHP/IF	R-R	6-2	170	Fr.	Rancho Santa Margarita, Calif. / Trabuco Hills HS
39	Troy Melton	RHP	R-R	6-4	190	R-So.	Anaheim, Calif. / Canyon HS
40	Jaden Bercovich	RHP	R-R	6-2	210	Jr.	Reno, Nev. / Damonte HS
41	Deron Johnson	C	L-R	6-0	195	Jr.	Poway, Calif. / Poway HS
42	Shaun Montoya	OF	R-R	5-11	160	R-Fr.	Rancho Cucamonga, Calif. / UC Irvine
46	Trevor Hazelhurst	OF/LHP	L-L	6-2	210	R-So.	Reno, Nev. / Grossmont College
47	Eldridge Armstrong III	RHP	R-R	6-2	205	Fr.	Simi Valley, Calif. / Monte Vista Academy
48	Johnny Giannola	UTL	R-R	5-11	210	R-Fr.	Dana Point, Calif. / Santa Margarita Catholic HS
50	Kelena Sauer	RHP	R-R	6-3	205	So.	Honolulu, Hawai'i / Kamehameha HS

Head Coach: 7 Mark Martinez (Mesa State, 1984; New Mexico, 1990), Eighth season
Assistant Coach/Pitching Coach: 0 Shaun Cole (William Penn, 2004), First season
Assistant Coach/Recruiting Coordinator: 20 Sergio Brown (Cal State Fullerton, 1995), First season
Volunteer Assistant Coach: 33 Chris Doyle (San Diego State, 2017)
Director of Player Development/Camp Coordinator: Eric Lally

AZTECS' ALL-TIME TONY GWYNN LEGACY RESULTS

Date	Opponent	Score
Feb. 26, 2016	Bryant	L, 2-10
Feb. 27, 2016	Kentucky	L, 0-6
Feb. 28, 2016	Arizona	L, 3-7
Feb. 24, 2017	Tennessee	L, 4-8
Feb. 25, 2017	Seton Hall	L, 5-10
Feb. 25, 2017	Notre Dame	W, 7-6
Feb. 23, 2018	Arizona (10)	W, 3-2
Feb. 24, 2018	No. 4 Arkansas	L, 2-5
Feb. 25, 2018	Grand Canyon	W, 5-4
Feb. 22, 2019	Utah	W, 3-2
Feb. 23, 2019	Oklahoma	L, 0-1
Feb. 24, 2019	Kansas State	W, 10-7
Feb. 21, 2020	Iowa	W, 4-1
Feb. 22, 2020	Nebraska	W, 4-2
Feb. 23, 2020	USC	L, 5-11
Feb. 26, 2021	UCSD	W, 10-4
Feb. 27, 2021	UCSD	L, 3-9
Feb. 28, 2021	at UCSD (1)	W, 7-5 (11)
Feb. 28, 2021	at UCSD (2)	W, 13-6
All-time in Tony Gwynn Legacy: 10-9		
All-time vs. Hawai'i: 67-78		
All-time vs. Utah: 103-34		



AZTEC WEEKEND ROTATION

> San Diego State's projected pitching rotation for the Tony Gwynn Legacy will feature the same trio of hurlers who turned in solid performances at the MLB4 Tournament last weekend in Scottsdale, Arizona.

> TJ Fondtain (0-0, 2.08 ERA) is expected to make his second consecutive start on the mound for the Aztecs on Friday vs. Hawai'i. The SDSU left-hander made his pitching debut for the Scarlet and Black against No. 17 TCU at the MLB4 Tournament, where he struck out five batters in 4 1/3 innings, allowing just one earned run on two hits and three walks. As a prep at Buchanan High School, Fondtain posted a 17-2 record and a 1.95 ERA in 31 career pitching appearances, compiling 132 strikeouts in 133.0 innings, according to MaxPreps. He helped the Bears to three consecutive berths in the CIF Central Section Division I playoffs, including a spot in the title game in 2017.

> On Saturday, sophomore Kelena Sauer (1-0, 1.80 ERA) will make his third career start for the Aztecs after emerging as the winning pitcher in SDSU's 4-3 victory over Houston at the MLB4 Tournament on Feb. 19. Against the Cougars, the Mililani, Hawai'i, product fanned a collegiate-high six batters over five innings, yielding just one run on three hits and two walks. As a true freshman in 2021, Sauer posted a 1-0 record with a 4.20 ERA, one save and 19 strikeouts in 15.0 innings over 14 games. Last season, the Aztec right-hander held opponents scoreless in his first four appearances and eight for the year.

> Meanwhile, Jacob Flores (0-1, 4.15 ERA) is once again slated to get the call on Sunday against Utah. The SDSU left-hander will be making his second straight start and sixth of his career after taking the hill vs. California at the MLB4 Tournament. Against the Bears, Flores absorbed the loss after allowing three runs (two earned) on five hits and three walks. However, the Oxnard, California, native still posted a career-high six strikeouts over 4 1/3 innings. Over the previous four seasons, Flores appeared in 54 games for the Aztecs with four starts to his credit, compiling a 4-2 record with a 4.24 ERA and two saves. In that span, he struck out 88 batters against 61 walks in 80 2/3 innings. In 2020, he enjoyed his finest season as a collegian despite an abbreviated schedule due to the COVID-19 pandemic. Flores posted a 2-0 record in eight appearances with a 1.45 ERA, which ranked second in the Mountain West. He also finished among the league leaders in strikeouts (T-3rd - 25), strikeouts per 9 innings (3rd - 12.05) and opposing batting average (4th - .203).

SERIES RECORD VS. HAWAII

> San Diego State trails the all-time series vs. the Rainbow Warriors 67-78 after the teams first met in 1980.

> Over the next 20 seasons, two sides squared off annually as members of the Western Athletic Conference.

> The Aztecs have not faced Hawai'i since a four-game series in Honolulu to open the 2006 campaign.

> SDSU dropped the first three games of that set by scores of 6-2, 11-9, 9-7, before salvaging a 7-5 victory in the series finale.

> The Aztecs are 41-27 against the Rainbow Warriors in San Diego, 25-50 in Honolulu and 1-1 on a neutral diamond.

2022 AZTEC GAME HIGHS

Team Batting

At bats	34, vs. TCU (2-18-22) and at UC Irvine (2-22-22)
Runs scored	4, vs. Houston (2-19-22)
Hits	10, at UC Irvine (2-22-22)
RBI's	4, vs. Houston (2-19-22)
Doubles	1, Three times, last: at UC Irvine (2-22-22)
Triples	N/A
Home runs	2, vs. California (2-20-22)
Total bases	13, vs. California (2-20-22)
Walks	4, vs. Houston (2-19-22) and at UC Irvine (2-22-22)
Strikeouts	13, vs. TCU (2-18-22)
Sacrifice hits	1, at UC Irvine (2-22-22)
Sacrifice flies	1, vs. Houston (2-19-22)
Stolen bases	1, vs. TCU (2-18-22)
Hit by pitch	2, vs. Houston (2-19-22)
Caught stealing	2, vs. Houston (2-19-22) and vs. California (2-20-22)
Runners LOB	10, at UC Irvine (2-22-22)
Hit into DP	2, vs. California (2-20-22)

Team Fielding

Putouts	27, vs. TCU (2-18-22) and vs. Houston (2-19-22)
Assists	7, vs. TCU (2-18-22) and vs. Houston (2-19-22)
Errors	1, Three times, last: at UC Irvine (2-22-22)
Passed balls	1, at UC Irvine (2-22-22)
Double Plays Turned	1, vs. TCU (2-18-22) and vs. California (2-20-22)

Team Pitching

Innings pitched	9.0, vs. TCU (2-18-22) and at UC Irvine (2-22-22)
Runs allowed	13, at UC Irvine (2-22-22)
Earned runs	12, at UC Irvine (2-22-22)
Walks allowed	9, vs. TCU (2-18-22)
Strikeouts	13, at UC Irvine (2-22-22)
Hits allowed	11, at UC Irvine (2-22-22)
Doubles allowed	3, vs. TCU (2-18-22)
Triples allowed	2, at UC Irvine (2-22-22)
Home Runs allowed	1, vs. California (2-20-22) and at UC Irvine (2-22-22)
Wild pitches	5, vs. TCU (2-18-22)
Hit batters	2, vs. TCU (2-18-22) and at UC Irvine (2-22-22)

Individual Batting

At bats	5, Caden Miller vs. TCU (2-18-22) and Brian Leonhardt at UC Irvine (2-22-22)
Runs scored	2, Caden Miller vs. Houston (2-18-22) and Poncho Ruiz vs. California (2-22-22)
Hits	3, Alex Rodriguez vs. TCU (2-18-22)
RBI's	2, Three times, last: Charlie Rhee at UC Irvine (2-22-22)
Doubles	1, Three times, last: Cole Carrigg at UC Irvine (2-22-22)
Triples	N/A
Home runs	1, Poncho Ruiz and Brian Leonhardt vs. California (2-20-22)
Total Bases	4, Poncho Ruiz and Brian Leonhardt vs. California (2-20-22)
Walks	2, Tino Bethancourt vs. TCU (2-18-22)
Strikeouts	3, Poncho Ruiz vs. TCU (2-18-22)
Sacrifice hits	1, Irvin Weems at UC Irvine (2-22-22)
Sacrifice flies	1, Poncho Ruiz vs. Houston (2-19-22)
Stolen bases	1, Caden Miller vs. TCU (2-18-22)
Hit by pitch	1, Three times, last: Evan Sipe at UC Irvine (2-22-22)
Caught stealing	1, Five times, last: TJ Fondtain and Shaun Montoya vs. California (2-20-22)
Runners LOB	4, Caden Miller vs. TCU (2-18-22)

Individual Fielding

Putouts	13, Poncho Ruiz vs. Houston (2-19-22)
Assists	4, Caden Miller vs. Houston (2-19-22)
Errors	1, Three times, last: Cole Carrigg at UC Irvine (2-22-22)
Passed balls	1, Cole Carrigg at UC Irvine (2-22-22)

Individual Pitching

Innings pitched	5.0, Kelena Sauer vs. Houston (2-19-22)
Runs allowed	5, Jonny Guzman at UC Irvine (2-22-22)
Earned runs	4, Ryan Faulks and Jonny Guzman at UC Irvine (2-22-22)
Walks allowed	3, Four times, last: Jonny Guzman at UC Irvine (2-22-22)
Strikeouts	9, Jonny Guzman at UC Irvine (2-22-22)
Hits allowed	4, Jacob Flores vs. California (2-20-22) and Ryan Faulks at UC Irvine (2-22-22)
Doubles allowed	2, Joseph Ingrassia vs. California (2-20-22)
Triples allowed	1, Three times, last: Avery Jones and Ryan Faulks at UC Irvine (2-22-22)
Homers allowed	1, Jonny Guzman at UC Irvine (2-22-22) and Ricky Tibbett vs. California (2-20-22)
Wild pitches	2, Four times, last: Jonny Guzman at UC Irvine (2-22-22)
Hit batters	2, TJ Fondtain vs. TCU (2-18-22)

2021 MOUNTAIN WEST STANDINGS (As of Feb. 24)

Team	---Conference---			----Overall----			Strk
	W	L	Pct	W	L	Pct.	
San José State	0	0	.000	4	1	.800	W3
Fresno State	0	0	.000	3	1	.750	L1
Air Force	0	0	.000	2	2	.500	W2
Nevada	0	0	.000	2	2	.500	W2
San Diego State	0	0	.000	1	3	.250	L2
UNLV	0	0	.000	1	3	.250	L3
New Mexico	0	0	.000	0	4	.000	L6

This Weekend in the MW

Friday, Feb. 25

Tony Gwynn Legacy (San Diego, Calif.)
 Fresno State vs. Utah, 1 p.m. PT (Tony Gwynn Stadium)
Hawai'i at San Diego State, 6 p.m. PT
 UNLV at San Diego, 6 p.m.

Freedom Classic (Kinston, N.C.)
 Air Force vs. Navy, 2 p.m. ET

Holy Cross at New Mexico, 3 p.m. MT
 Portland at San José State, 3:05 p.m. PT
 Nevada at UC Santa Barbara, 5:30 p.m. PT

Saturday, Feb. 26

Tony Gwynn Legacy (San Diego, Calif.)
 Hawai'i vs. UNLV, 1 p.m. PT (Tony Gwynn Stadium)
Utah at San Diego State, 6 p.m. PT
 Fresno State at San Diego, 6 p.m.

Freedom Classic (Kinston, N.C.)
 Air Force vs. Navy, 2 p.m. ET

Other Games

Holy Cross at New Mexico (DH), 11 a.m. MT
 Portland at San José State, 12:05 p.m. PT
 Nevada at UC Santa Barbara, 1 p.m. PT

Sunday, Feb. 27

Tony Gwynn Legacy (San Diego, Calif.)
 Hawai'i vs. Fresno State, 10 a.m. PT (Tony Gwynn Stadium)
Utah at San Diego State, 2 p.m. PT
 UNLV at San Diego, 1 p.m.

Freedom Classic (Kinston, N.C.)
 Air Force vs. Navy, 12:30 p.m. ET

Other Games

Holy Cross at New Mexico, noon MT
 Portland at San José State, 12:05 p.m. PT
 Nevada at UC Santa Barbara, 1 p.m. PT

Monday, Feb. 28

Air Force at Campbell, 2 p.m. ET
Hawai'i at San Diego State, 6 p.m. PT

Tuesday, March 1

Utah at UNLV, 2:05 p.m. PT
 San Francisco at San José State, 3:05 p.m. PT
UC Irvine at San Diego State, 6 p.m. PT
 Fresno State at CSU Bakersfield, 7 p.m. PT

> After Friday's clash, San Diego State and Hawai'i will battle each other in a single game following the Tony Gwynn Legacy on Monday, Feb. 28, starting at 6 p.m. PT.

SERIES RECORD VS. UTAH

> San Diego State boasts a commanding 103-34 lead against Utah in a series that began in 1964.
 > The Aztecs are 66-16 vs. the Utes in San Diego, 27-13 in Salt Lake City and 10-5 at neutral sites.
 > Utah is making its second appearance in the Tony Gwynn Legacy after SDSU claimed a narrow 3-2 victory on Feb. 22, 2019. Former Aztec All-Americans Matt Rudick and Casey Schmitt delivered RBI singles in that contest, with Schmitt earning the save as well after taking the mound in the ninth.
 > The Utes are one of four college baseball programs the Aztecs have recorded 100 victories against. The other three are New Mexico (123), Air Force (116) and Fresno State (106).

HAWAII' AT A GLANCE

> The Rainbow Warriors are coming off a 2-2 split in their opening series against Washington State at home last weekend. Hawai'i lost the first two games by scores of 5-4 and 4-2, before rebounding with a pair of three-run victories, 6-3 and 7-4.
 > Hawai'i was predicted to finish sixth in the 2022 Big West preseason coaches poll after an eighth-place standing in 2021, when the Rainbow Warriors finished with a 16-24 record in conference play and a 24-26 mark overall.
 > Hawai'i has been led by senior outfielder Scotty Scott, who ranks second in the nation after the opening weekend with a .833 on-base percentage to go with a .625 batting average (5-8), which is tied for 20th in the country.
 > In addition, graduate student and fellow outfielder Cole Cabrera is hitting .357, which ranks second on the team, while sophomore third baseman Aaron Ujimori and freshman shortstop Jordan Donahue top the squad with three RBIs each.
 > The Rainbow Warriors are expected to start junior Cade Halemanu (0-0) on Friday. The Hawai'i right-hander pitched four innings in the season opener against WSU on Feb. 18, allowing three runs on five hits and three walks against five strikeouts. Last season, Halemanu was 5-2 with a 3.60 ERA in 13 appearances (12 starts). He struck out 57 batters, which ranked second on the team.
 > Collectively, the Rainbow Warriors have amassed a .209 team batting average after four games, while their pitching staff owns a 3.50 ERA as a team with 43 strikeouts.
 > Patrolling the dugout for Hawai'i is a familiar face among baseball circles in "America's Finest City", as Rich Hill enters his first season as a head coach of the Rainbow Warrior program. Hill arrives on the Manoa campus after spending 23 seasons as head coach at the University of San Diego, where he compiled a record of 747-514.

UTAH AT A GLANCE

> The Utes posted a 2-0-1 mark in their opening series at Loyola Marymount, Feb. 18-20, capturing the first two games by scores of 8-5 and 10-7 before playing to a 9-9 tie in the weekend finale due to the team's travel schedule.
 > Utah returns six starters (three position players, three pitchers from last year's squad that compiled a 17-33 record and a 7-23 mark in the Pac-12.
 > After three games, the Utes have been paced by third baseman Chase Anderson, a graduate student who has posted a .462 batting average (6-13) with one double and four RBIs, while sophomore outfielder is hitting at a .400 clip with one homer and a team-best seven RBIs.
 > Utah is projected to start redshirt sophomore Randon Hostert (0-0, 27.00 ERA) on Saturday night against the Aztecs, while freshman Cam Day (0-0, 12.00 ERA) is slated to take the mound on Sunday.
 > A 6-6 right-hander, Hostert gave up five runs on three hits and three walks in 1 2/3 innings against LMU on Feb. 19, but did not factor in the decision.
 > In his start vs. the Lions on Feb. 20, the right-hander Day yielded four runs on four hits and one walk against four strikeouts.
 > Utah is led by first-year head coach Gary Henderson, an SDSU alumnus who served as the Utes' associate head coach from 2020-21. Henderson arrived in Salt Lake City after a two-year stint at Mississippi State in 2017-18, where he worked as the Bulldogs' pitching coach. Midway through the 2018 campaign, he took over as interim head coach, guiding MSU to the semifinals of the College World Series. For his efforts, Henderson was named NCBWA Coach of the Year. After graduating with a bachelor's degree in English from San Diego State, Henderson earned a master's in sports psychology from the university and served as the head coach of the Aztecs' junior varsity team in 1988.

TOUGH AT HOME

> Since the start of the 2012 season, San Diego State is 175-106 (.612) when playing at home.
 > In 2018, the Aztecs set a program record with 25 home victories at Tony Gwynn Stadium (since 1997), besting the previous standard of 24 set in 1997, 2002 and 2014.

CRAZY TONY GWYNN PLAYER STATS

> Tony Gwynn completed his illustrious career with a .338 lifetime batting average. Every other player who had a career batting average of at least .338 played before 1943.
 > Gwynn hit .368 over a five-year stretch between 1993 and 1997.
 > Gwynn faced Tom Glavine, Greg Maddux, Pedro Martinez, and John Smoltz a combined 323 times. He struck out three times over those at bats.
 > Gwynn never struck out more than 40 times in a season and struck out less than 20 times in six straight season. He had a career-low 15 strikeouts in 1995.

RODRIGUEZ NETS MW FRESHMAN OF THE WEEK HONORS

- > San Diego State's Alex Rodriguez was named Mountain West Baseball Freshman of the Week for his performance at the season-opening MLB4 Tournament, held Feb. 18-20 in Scottsdale, Arizona.
- > Rodriguez started all three games at second base for the Aztecs at the prestigious event, leading the team with a .500 batting average and a .600 on-base percentage while tying for the top spot with four hits.
- > A native of Rancho Cucamonga, California, Rodriguez went 3-for-4 with an RBI in his collegiate debut against No. 17 TCU in the opener on Friday, posting singles in his first two career at-bats. He also drove in his first collegiate run after reaching on a fielder's choice in the bottom of the sixth, giving SDSU a 3-2 lead that held up until the bottom of the ninth.
- > Against Houston last Saturday, Rodriguez was hit by a pitch and scored during the Aztecs' pivotal three-run outburst in the fifth inning, as the Scarlet and Black held on for its first win of the year in a 4-3 victory.
- > Rodriguez then wrapped up the tournament with a 1-for-3 effort at the plate vs. California on Sunday.
- > As a second baseman, Rodriguez did not commit an error in five chances for the weekend, finishing with a clean 1.000 fielding percentage.

REWIND: AZTECS AMONG NCAA STATISTICAL LEADERS IN 2021

- > San Diego State will alter its offensive approach during the 2022 campaign after a senior-laden team enjoyed an explosive season at the plate in 2021.
- > Brian Leonhardt, Caden Miller and Cole Carrigg are the lone regulars from last year's squad that finished second in the nation with a .335 team batting average during the regular season and ranked third with 9.1 runs per game.
- > In addition, the Aztecs ranked seventh in the country with a collective .413 on-base percentage and 13th with 420 runs scored overall.
- > Leonhardt finished with a career-high .305 batting average tied for third in the Mountain West with 47 RBIs last year.
- > Likewise, Miller enjoyed a banner season as well in 2021, compiling a personal-best .345 batting average while occupying the eighth spot in the conference with a .464 on-base percentage and the ninth position with 43 runs scored.
- > SDSU will be tasked with filling the shoes of center fielder Matt Rudick (.409, 41 RBIs, 17 SB), right fielder Jaden Fein (.389, 19 2B, 53 RBIs), catcher Wyatt Hendrie (.379/.633/.464, 9 HR, 57 RBIs) and shortstop Mike Jarvis (.367, 17 2B, 32 RBI, 16 SB), all of whom were selected in the MLB First-Year Player Draft last July, along with starting pitcher Michael Paredes (4-0, 65 Ks, 77.1 IP).

NEWCOMERS READY TO STEP IN

- > San Diego State has added 15 newcomers for 2022, including 10 true freshmen, three Division I transfers and two junior college players.
- > Among the Aztecs to start this weekend is infielder Alex Rodriguez, who utilized his redshirt season at USC in 2021 after graduating from Damien High School in La Verne, California, where he was a prep teammate of SDSU outfielder Shaun Montoya. Rodriguez was listed as the No. 20 shortstop in California for the class of 2020 by Perfect Game and was an all-Baseline League selection in 2018 and 2019.
- > SDSU also expects a big splash from freshman outfielder Irvin Weems, who was ranked as the No. 4 outfielder and seventh-best player overall in Nevada for the class of 2021, according to Perfect Game. A graduate of Durango High School in Las Vegas, Weems earned first-team all-Southern Nevada honors by the Las Vegas Review-Journal as a senior after batting .561 (23-41) with four homers, nine doubles and 27 RBIs in just 15 games, according to MaxPreps. He also scored 20 runs and stole 13 bases in 16 attempts while posting a 1.121 slugging percentage and a .636 on-base percentage.
- > Another freshman who has impressed in camp is outfielder Tyler Glowacki, a local product who brings a winning pedigree to The Mesa from nearby Santana High School, which captured the Grossmont Valley League championship in 2021 and advanced to the third round of CIF San Diego Section Open Division playoffs. Glowacki capped the year with an appearance in the CIF San Diego Section All-Star game at Petco Park. He earned a No. 21 ranking among outfielders in California for the class of 2021.
- > Although he has been with the program for two years, Tino Bethancourt will see his first collegiate action for the Scarlet and Black this year in the infield. Bethancourt sat out as a redshirt in 2021 after graduating from Oak Ridge High School in El Dorado Hills, California, where his senior season was limited to three games due to the COVID-19 pandemic. According to MaxPreps, he played 78 games during his prep career, batting .285 with three homers, 16 doubles, 37 RBIs and 50 runs scored while posting 12 stolen bases and a .427 on-base percentage.
- > Likewise, right-handed pitcher Jadon Bercovich is another player who utilized his redshirt season in 2021 but looks ready to step into a relief role during the upcoming 2022 campaign. A graduate of Damonte Ranch High School in Reno, Nevada, Bercovich twice garnered all-conference accolades and was ranked as the No. 2 right-handed pitcher in that state for the class of 2020 by Perfect Game. He once set a school record with 13 strikeouts in a single game and also played for the Athletics squad at the prestigious Area Code games.
- > Robert Brodell will be looking to secure a spot in the bullpen as well after playing two seasons at Imperial Valley College, where he struck out 59 batters in 53.1 innings on the mound. He ranked 23rd in the state as a freshman in 2019 with 10.31 strikeouts per nine innings. Brodell starred at Brawley Union High School, where he was a first-team all-conference selection and two-time MVP. The right-handed hurler contributed to a team that won three straight Imperial Valley League championships to go with a CIF San Diego Section Division III title as junior in 2017.
- > Omar Serrano is another rookie pitcher who brings impressive credentials with him to The Mesa after a stellar prep career at Downey High School, where he earned all-CIF Southern Section Division IV honors as a senior after recording a 1.50 ERA in 12 appearances with 85 strikeouts in 70.0 innings, according to MaxPreps. Serrano tossed three shutouts in five of his victories that season, including a perfect game vs. Westlake in the first round of the CIF playoffs.
- > UC Irvine transfer Shaun Montoya and utility player Johnny Giannola are two redshirt freshmen who will be vying for playing time as well this season after sitting out the 2021 season.

AZTECS PICKED THIRD IN MOUNTAIN WEST PRESEASON POLL

- > In a vote of the league's seven head coaches, San Diego State was pegged for a third-place finish in the 2022 Mountain West preseason poll, as announced by the conference office on Feb. 10.
- > The Aztecs garnered a total of 25 points, trailing preseason favorite Nevada (36 pts), which received six first-place votes, and second-place UNLV

2022 SITUATIONAL RECORDS

Overall.....	1-3
Home.....	0-0 W6
Road.....	0-1 L1
Neutral.....	1-2 L1
Current Streak.....	L1
Last 5 (streak since 2021).....	2-3
Last 10 (streak since 2021).....	6-4
Day Games.....	0-1 L1
Night Games (after 5 p.m.).....	1-2 L2
Mountain West games.....	0-0 W2
Mountain West home games.....	0-0 W3
Mountain West road games.....	0-0 W2
Non-conference games.....	1-2 L2
Games vs. WCC.....	0-0 L1
Games vs. Big West.....	0-1 L1
Games vs. Pac-12.....	0-1 0-1
Following loss.....	1-1 L1
Following win.....	0-1 L1
February.....	1-3 L2
March.....	0-0 W1
April.....	0-0 L3
May.....	0-0 W2
in California.....	0-1 L1
in Arizona.....	1-2 L1
in Nevada.....	0-0 L6
in Colorado.....	0-0 W3
in New Mexico.....	0-0 W2
Leading after 6.....	1-1 W5
Trailing after 6.....	0-2 L8
Tied after 6.....	0-0 W3
Leading after 7.....	1-1 W4
Trailing after 7.....	0-2 W1
Tied after 7.....	0-0 W2
Leading after 8.....	1-1 W1
Trailing after 8.....	0-2 W1
Tied after 8.....	0-0 W5
Extra Innings.....	0-0 W4
Walk-offs.....	0-0 L1
One-run games.....	1-0 W3
Run-rule games.....	0-0 L1
Aztecs score first.....	0-2 L2
Opponent scores first.....	1-1 W1
Shutouts.....	0-0 W2
Aztecs score 0-2 runs.....	0-0 L4
Aztecs score 3-5 runs.....	1-3 L2
Aztecs score 6 or more runs.....	0-0 W2
Aztecs hit 0 home runs.....	1-2 L1
Aztecs hit a home run.....	0-1 L1
Regular Season Series Openers.....	0-0 L1
Regular Season Series Finales.....	0-0 W2
on Monday.....	0-0 n/a
on Tuesday.....	0-1 L1
on Friday.....	0-1 W1
on Saturday.....	1-0 W4
on Sunday.....	0-1 L1
Aztecs make no errors.....	0-1 L1
Opponent makes no errors.....	1-2 L2
Aztecs outhit opponent.....	0-0 W4
Opponent outhits Aztecs.....	1-3 L2
Hits are tied.....	0-0 W1

(29 pts), which netted the remaining first-place vote. Fresno State landed in the fourth spot just behind SDSU with 23 points, while Air Force (15 pts) was a distant fifth, followed by New Mexico (11 pts) and San José State (7 pts).

2022 MW Preseason Coaches Poll

Rank	Team (1st-place votes)	Pts.
1.	Nevada (6)	36
2.	UNLV (1)	29
3.	San Diego State	25
4.	Fresno State	23
5.	Air Force	16
6.	New Mexico	11
7.	San José State	7

MELTON NAMED TO PRESEASON ALL-MOUNTAIN WEST TEAM

> Starting pitcher Troy Melton earned a spot on the preseason all-Mountain West team announced on Feb. 10.

> A native of Anaheim, California, Melton finished among the Mountain West leaders in several categories last year, including strikeouts (2nd), innings pitched (4th), opposing batting average (8th – .291), wins (T-10th) and ERA (11th). The Aztec junior also issued one walk or less in eight of his appearances.

> In addition, Melton received MW Pitcher of the Week recognition after recording his first career shutout vs. Fresno State on March 7, 2021. Against the Bulldogs, he matched his collegiate best with nine strikeouts, allowing just four hits and one walk in the complete-game victory, as SDSU rolled to a 17-0 rout at home.

> Prior to the 2021 campaign, Melton was named to the USA Golden Spikes Award Preseason Watch List and was ranked 79th on D1Baseball.com's Top 100 college draft prospects.

> In 2020, Melton collected all-Mountain West accolades in a stellar season that was cut short due to the COVID-19 pandemic, logging a 3-1 record with a 3.22 ERA and 26 strikeouts. He shared the conference lead with three victories, which was tied for 23rd nationally, while his strikeouts and opposing batting average (.192) ranked second and third in the MW, respectively.

MARTINEZ SIGNS CONTRACT EXTENSION

> During the offseason, San Diego State head coach Mark Martinez signed a three-year contract extension that will keep him in the Aztec dugout through the 2026 season.

"Mark has been a tremendous asset to our baseball program, and I look forward to him continuing the success our teams have found on the field and in the classroom," said SDSU director of athletics John David Wicker. "Mark does a great job developing the overall student-athlete, and the young men in our program have certainly benefited, as has our entire Aztec community."

> Entering his eighth season as head coach at SDSU, Martinez has compiled a 215-150 record (.589), highlighted by three Mountain West tournament championships and a trio of NCAA regional appearances in 2015, 2017, 2018.

"I am very excited for the opportunity to maintain the tradition of excellence that has been established here at San Diego State," Martinez said. "I am extremely grateful for the support of our administration, alumni and Aztec community. Our program takes tremendous pride in competing for championships and developing young men into outstanding students, athletes and leaders."

NEW FACES ON THE COACHING STAFF

> San Diego State head coach Mark Martinez filled two vacancies with a pair of prominent hires over the summer, as Shaun Cole accepted the pitching coach position, while Sergio Brown assumed the role of assistant coach/recruiting coordinator.

> Cole arrives on The Mesa after a two-year stint at Eastern Kentucky University, where he served as the Colonels' associate head coach/pitching coach in 2019-20.

> During his tenure, Cole developed and guided one of EKU's most successful pitching staffs while enrolling three of the highest ranked recruiting classes in program history.

> In Cole's first season in 2019, EKU set team records for strikeouts (510) and lowest opposing batting average (.258) while logging the most victories (32) since 2004 and lowest team ERA (4.79) since 2008.

> Prior to his stint in the Bluegrass State, Cole served as coordinator for player development with the San Diego Padres, where he was involved in all aspects of baseball operations, scouting and player development.

> Among his countless duties with the Padres, Cole assisted in player development for the team's minor league system, which was ranked No. 1 in MLB in 2018, including the Padres Dominican Republic Academy.

> In 2016, Cole was also the pitching coach for the Tri-City Dust Devils, the Padres' short-season Class A affiliate based in Pasco, Washington, where he developed the organization's top pitching prospects.

> In 2017, Cole served as the coordinator for San Diego's spring training facility in Arizona. In that role, he oversaw the daily operations of mini-camp, extended spring training, as well as two rookie ball teams during the Arizona Fall League. He also managed the AZL Padres that season.

> From June 2014 to Sept. 2015, Cole served as the director of the 18U National Team for USA Baseball. Among his responsibilities was managing the Tournament of Stars presented by MLB and the 17U National Team Identification Series – both primary selection vehicles for the 18U National Team.

> Prior to his hire at USA Baseball, Cole spent six seasons at Arizona from 2009-14, serving one year as the Wildcats' director of baseball operations before he was elevated to pitching coach. During Cole's tenure, Arizona made four NCAA regional appearances, highlighted by a College World Series title in 2012, the same season he was named National Pitching Coach of the Year by Collegiate Baseball newspaper.

> Brown, meanwhile, who has a long association with perennial national power Cal State Fullerton both as a player and coach, arrived at SDSU after serving as the Titans' associate head coach/recruiting coordinator in 2020 and 2021.

> Brown brings a plethora of postseason experience with him to "America's Finest City", having participated in eight NCAA Regionals, six NCAA Super Regionals and four College World Series as a coach and player. In addition, Brown is one of only two coaches in the history of college baseball to go to the College World Series with three different programs – Cal State Fullerton, UC Irvine and Arizona.

> Throughout his career, Brown has recruited and/or coached 35 players with Major League Baseball experience.

> Prior to his most recent stint at Fullerton, Brown spent four years at Arizona from 2016-19, helping the Wildcats to consecutive NCAA Tournament berths in his first two seasons, highlighted by a runner-up finish at the 2016 College World Series.

> During his tenure in Tucson, five position players garnered multiple All-America honors by an array of national publications, while two student-athletes were named Freshmen All-Americans.

> Brown was an infielder on Cal State Fullerton's 1995 national championship team after transferring from Cal Poly Pomona, where he competed from 1991-93. While at CPP, he was a member of Bronco squads that captured the CCAA co-championship in 1991 and earned a spot in the 1993 NCAA Division II West Regionals.

GOING, GOING, GONE

> San Diego State homered in 29 of 46 games last season, posting a 21-8 record in those contests.

> The Aztecs have emerged victorious in 43 of their last 59 games dating back to 2019 when launching one out of the park.

> The Aztecs went 17-5 during the 2019 campaign when going yard and 5-2 in 2020.

DELIVERING IN CRUNCH TIME

> The Aztecs batted .347 with two outs last season (190-547), 12 percentage points higher than their team average of .335 for the year.

> In addition, SDSU compiled nearly 43 percent of its RBI total (162/380) with two outs in 2021.

> The Aztecs were 5-1 in walk-off games last year and 4-0 in extra-inning contests.

OTHER TRENDS

> The Aztecs are 95-18 in their last 113 games when scoring five or more runs, including a stellar 29-6 record last year after posting a 6-2 mark in 2020.

> San Diego State is 59-24 in its last 83 games following a loss, including an 11-5 mark in 2021. The Scarlet and Black is off to a 1-1 start this season in games following a loss.

> The Aztecs had their 29-game winning streak snapped when leading after six innings in the series finale against San Diego on Feb. 21, 2021.

> On the flip side, SDSU put the brakes a 41-game losing streak when trailing after seven innings the previous day vs. the Toreros.

> After scoring six runs in the bottom of the ninth in their dramatic 10-9 victory over New Mexico on April 2, 2021, the Aztecs snapped a 46-game losing streak when trailing after eight innings dating back to March 20, 2018, when SDSU rallied to beat CSU Bakersfield at home, 5-4.

> Conversely, after UNLV registered an 11-10 comeback victory in the nightcap of a doubleheader in Las Vegas on May 15, 2021, the Aztecs had their 45-game winning streak halted when leading after eight innings. Prior to that game, SDSU's last loss when leading after the eighth occurred on March 10, 2019 in a 6-5 defeat to Nevada at home in 10 innings.

MR. UTILITY

> Cole Carrigg displayed his versatility in his first year on The Mesa in 2021, appearing in six different positions for the Aztecs.

> The Turlock, California, native made 21 starts at third, five in left field, three in center, three at second base and one at designated hitter.

> Not to be outdone, Carrigg has made two appearances as a relief pitcher, allowing two unearned runs on three hits and a walk in 1 1/3 innings.

> During a three-game series at Air Force in the penultimate weekend of the regular season, Carrigg hit .545 (6-11) with five RBIs and seven runs scored.

STRIKEOUTS GALORE

- > San Diego State has recorded double-digit strikeouts, including a season-high 13 in their last outing at UC Irvine on Feb. 22.
- > Against the Anteaters, redshirt sophomore Jonny Guzman fanned a career-best nine hitters in his first collegiate start.
- > In addition, the Aztecs' three previous starters have each recorded collegiate-high strikeout totals: TJ Fondtain (5 vs. TCU), Kelena Sauer (6 vs. Houston) and Jacob Flores (6 vs. Cal).
- > SDSU recorded 27 games with 10 or more strikeouts during the 2019 campaign, marking the most double-digit strikeout performances for the Scarlet and Black in the MW era (since 2000). SDSU surpassed the previous MW record of 23 set in a 10-6 win at Fresno State on May 11, 2019.
- > Last season, the Scarlet and Black registered 10 or more strikeouts in 18 games, notching a 15-3 record in those contests.
- > The Aztecs posted double-digit strikeouts in their last six home games of the 2021 campaign, including a combined 33 Ks in their three-game sweep over San José State, May 8-9, 2021.
- > Previously, in San Diego State's sweep of Dixie State, April 24-25, 2021, Trailblazer hitters were punched out 42 times during the series, including 15 in the doubleheader opener, which marked a season-high for the SDSU staff.
- > During the shortened 2020 season, the SDSU pitching staff completed seven games with 10 strikeouts: vs. Virginia Tech, Cal State Fullerton, Iowa, Nebraska, at UC Irvine and twice against Oregon State. Not surprisingly, the Scarlet and Black went 6-1 in those contests.
- > Dating back to 2019, the Aztecs are 38-18 in their last 56 games when striking out 10 or more batters.

LOCAL HEROES

- > San Diego State boasts 11 players on its current roster who are alumni of San Diego County high schools, including Brian Leonhardt and Ricky Tibbett (Eastlake); Fisher Pyatt and Charlie Rhee (St. Augustine); Joseph Ingrassia (Valhalla); Trevor Hazelhurst (Granite Hills), Deron Johnson (Poway); Evan Sipe (San Marcos); Poncho Ruiz (Mater Dei Catholic), Tyler Glowacki (Santana) and Hunter Hargett (Point Loma).

AZTECS IN MLB DRAFT

- > Since 1965, San Diego State has had 223 student-athletes chosen in the MLB First-Year Player Draft.
- > In 2021, the Aztecs had five players picked in the MLB Draft, giving the Scarlet and Black 28 selections overall since 2015.
- > Infielder Mike Jarvis was selected by Pittsburgh in the sixth round with the 163rd pick, while catcher Wyatt Hendrie also went to the Pirates shortly thereafter in the seventh round in the 193rd spot overall.
- > In addition, the New York Mets grabbed center fielder Matt Rudick in the 13th round (382nd overall); right fielder Jaden Fein was selected by the Washington Nationals in the 15th round (443rd overall), while right-handed pitcher Michael Paredes was snapped up by the Minnesota Twins in the 18th round (549th overall).
- > SDSU's five MLB Draft picks in 2021 were the most by a Mountain West school after Fresno State and New Mexico had two apiece, followed by Nevada, San José State and UNLV with one each.

MOUNTAIN WEST TOURNAMENT RETURNS TO SAN DIEGO

- > After a one-year hiatus, the Mountain West Championship returns this season and will be conducted at Tony Gwynn Stadium, May 26-28. The top four teams in the MW regular-season standings will qualify for the double elimination tournament, with the winner receiving an automatic berth into NCAA regional competition. NCAA Regionals will be held June 3-5.
- > SDSU has hosted the MW Championship on four previous occasions, most recently after the 2018 season when the Aztecs claimed their fifth conference crown in a six-year span.

**AZTECS AMONG MOUNTAIN WEST TOP 20
(ALL GAMES AS OF FEB. 24)**

Tino Bethancourt
Walks..... 3 T-8th

Cole Carrigg
Doubles..... 1 T-13th

Tyler Glowacki
Doubles..... 2 T-4th

Brian Leonhardt
Home Runs..... 1 T-5th
Runs Scored..... 3 T-11th
Hits..... 4 T-14th
RBIs..... 3 T-15th
Total Bases..... 7 T-16th

Caden Miller
Stolen Bases..... 1 T-8th
Hits..... 5 T-11th

Alex Rodriguez
On-Base Percentage..... .500 T-4th
Batting Average..... .364 T-11th
Hits..... 4 T-15th

Poncho Ruiz
Sacrifice Flies..... 1 T-1st
Home Runs..... 1 T-5th
RBIs..... 3 T-15th

Kelena Sauer
Wins..... 1 T-1st
Strikeouts..... 6 T-3rd
Earned Run Average..... 1.80 T-5th
Innings Pitched..... 5.0 T-5th
Fewest Hits Allowed..... 3 T-7th
Opp. Batting Average..... .176 8th

TJ Fondtain
Fewest Hits Allowed..... 2 T-3rd
Fewest Walks Allowed..... 3 T-4th
Opp. Batting Average..... .143 5th
Earned Run Average..... 2.08 9th
Strikeouts..... 5 T-10th
Innings Pitched..... 4.1 T-14th


Jonny Guzman
Strikeouts..... 9 2nd
Fewest Hits Allowed..... 2 T-3rd
Innings Pitched..... 4.1 T-14th

Jacob Flores
Fewest Hits Allowed..... 4 T-11th
Opp. Batting Average..... .235 12th
Innings Pitched..... 4.1 T-14th


2022 AZTEC RADIO/TV ROSTER




1
Caden MILLER
So. | 5-11 | 180 | S-R
IF | Newhall, Calif.




2
Brady ZAVOREK
Fr. | 5-11 | 175 | R-R
IF | Fresno, Calif.



3
Kenny LeBEAU
R-Jr. | 5-10 | 175 | L-R
IF | Granite Bay, Calif.



5
Fisher PYATT
So. | 6-0 | 180 | R-R
IF | San Diego, Calif.



8
Cole CARRIGG
So. | 6-2 | 180 | S-R
C/UT | Turlock, Calif.



9
Charlie RHEE
So. | 5-10 | 175 | R-R
OF | San Diego, Calif.



10
Tino BETHANCOURT
R-Fr. | 6-2 | 190 | R-R
IF | El Dorado Hills, Calif.




11
Avery JONES
Sr. | 6-6 | 215 | R-R
IF | Gig Harbor, Wash.



12
Max FOXcroft
So. | 5-9 | 170 | L-R
IF | Newport Coast, Calif.



13
Alex RODRIGUEZ
R-Fr. | 6-2 | 180 | R-R
IF | Upland, Calif.




14
Irvin WEEMS
R-Jr. | 6-0 | 190 | R-R
OF | Las Vegas, Nev.



15
Xavier CARTER
R-So. | 6-4 | 210 | L-L
OF | Sacramento, Calif.



18
Tyler GLOWACKI
Fr. | 5-10 | 190 | L-L
OF | San Diego, Calif.



21
Brian LEONHARDT
Jr. | 6-2 | 200 | L-L
IF/LHP | San Diego, Calif.



22
Chris CANADA
Fr. | 6-7 | 205 | L-L
IF | Orange, Calif.



23
Jonny GUZMAN
R-So. | 6-2 | 190 | R-R
RHP | Orange, Calif.




24
Poncho RUIZ
So. | 6-2 | 190 | R-R
C | Tijuana, B.C., Mexico



25
Hunter HARGETT
Fr. | 6-2 | 185 | R-R
RHP | San Diego, Calif.




26
Omar SERRANO
R-Jr. | 6-4 | 170 | R-R
RHP | Downey, Calif.




27
Joseph INGRASSIA
So. | 6-2 | 210 | L-L
LHP | San Diego, Calif.



28
TJ FONDTAIN
So. | 6-4 | 190 | L-L
IF/LHP | Clovis, Calif.



29
Robert BRODELL
Jr. | 6-0 | 195 | R-R
RHP | Brawley, Calif.



30
Hunter CRANTON
R-So. | 6-3 | 195 | R-R
RHP | San Juan Capistrano, Calif.



31
Blake BUTCHER
R-So. | 6-0 | 200 | L-R
RHP | Newport Beach, Calif.




32
Ricky TIBBETT
So. | 6-2 | 175 | L-R
RHP | San Diego, Calif.



35
Julian JACKSON
So. | 6-8 | 225 | L-R
RHP | Powder Springs, Ga.



36
Jacob FLORES
Sr. | 6-4 | 215 | L-L
LHP | Oxnard, Calif.




38
Ryan FAULK
R-So. | 6-4 | 210 | R-R
RHP/IF | Rancho Santa Margarita, Calif.




39
Troy MELTON
Jr. | 6-4 | 190 | R-R
RHP | Anaheim, Calif.




40
Jadon BERCOVICH
R-Fr. | 6-2 | 210 | R-R
RHP | Reno, Nev.




41
Deron JOHNSON
Jr. | 6-0 | 195 | L-R
C | Poway, Calif.




42
Shaun MONTOYA
R-So. | 6-2 | 190 | R-R
OF | Rancho Cucamonga, Calif.



45
Evan SIPE
Fr. | 5-10 | 180 | R-R
C | San Marcos, Calif.




46
Trevor HAZELHURST
R-So. | 6-2 | 210 | L-L
OF/LHP | San Diego, Calif.



47
Eldridge ARMSTRONG III
Fr. | 6-2 | 205 | R-R
RHP | Simi Valley, Calif.




48
Johnny GIANNOLA
R-Fr. | 5-11 | 210 | R-R
UTL | Dana Point, Calif.



50
Kelena SAUER
So. | 6-3 | 205 | R-R
RHP | Mililani, Hawai'i



7
Mark MARTINEZ
Head Coach
8th Yr. | Mesa State '84



0
Shaun COLE
Pitching Coach
1st Yr. | William Penn '04



20
Sergio BROWN
Assistant Coach
1st Yr. | CSU Fullerton '95



33
Chris DOYLE
Volunteer Assistant Coach
1st Yr. | SDSU '17

2022 San Diego State Baseball
Overall Statistics for San Diego State (as of Feb 24, 2022)
(All games Sorted by Batting avg)

Record: 1-3 Home: 0-0 Away: 0-1 Neutral: 1-2 MW: 0-0

Player	avg	gp-gs	ab	r	h	2b	3b	hr	rbi	tb	slg%	bb	hp	so	gdp	ob%	sf	sh	sb-att	po	a	e	fld%
13 RODRIGUEZ, Alex	.364	4-4	11	1	4	0	0	0	1	4	.364	2	1	3	0	.500	0	0	0-1	2	5	0	1.000
1 MILLER, Caden	.313	4-4	16	2	5	0	0	0	1	5	.313	1	0	3	0	.353	0	0	1-2	4	7	0	1.000
8 CARRIGG, Cole	.286	4-4	14	0	4	1	0	0	0	5	.357	1	0	6	1	.333	0	0	0-0	19	2	1	.955
21 LEONHARDT, Brian	.235	4-4	17	3	4	0	0	1	3	7	.412	0	0	3	0	.235	0	0	0-0	20	1	1	.955
18 GLOWACKI, Tyler	.231	4-4	13	1	3	2	0	0	1	5	.385	1	0	2	0	.286	0	0	0-0	11	0	0	1.000
24 RUIZ, Poncho	.231	4-4	13	2	3	0	0	1	3	6	.462	1	0	3	0	.267	1	0	0-0	34	4	0	1.000
10 BETHANCOURT, Tino	.100	4-4	10	2	1	0	0	0	0	1	.100	3	1	2	0	.357	0	0	0-1	1	2	1	.750

9 RHEE, Charlie	1.000	1-0	1	0	1	0	0	0	2	1	1.000	0	0	0	0	1.000	0	0	0-0	1	0	0	1.000
46 HAZELHURST, Trevor	.500	1-0	2	1	1	0	0	0	0	1	.500	0	0	1	0	.500	0	0	0-0	0	0	0	.000
15 CARTER, Xavier	.250	2-1	4	0	1	0	0	0	1	1	.250	0	0	0	0	.250	0	0	0-0	1	0	0	1.000
48 GIANNOLA, Johnny	.125	3-2	8	1	1	0	0	0	0	1	.125	1	0	2	0	.222	0	0	0-0	0	0	0	.000
14 WEEMS, Irvin	.000	3-3	6	0	0	0	0	0	0	0	.000	0	0	4	0	.000	0	1	0-0	6	0	0	1.000
42 MONTOYA, Shaun	.000	1-1	3	0	0	0	0	0	0	0	.000	0	0	0	0	.000	0	0	0-1	2	0	0	1.000
28 FONDTAIN, TJ	.000	2-2	2	0	0	0	0	0	0	0	.000	1	0	0	0	.333	0	0	0-1	0	0	0	.000
41 JOHNSON, Deron	.000	2-0	2	0	0	0	0	0	0	0	.000	1	0	1	0	.333	0	0	0-0	0	0	0	.000
12 FOXCROFT, Max	.000	1-0	1	0	0	0	0	0	0	0	.000	0	0	0	0	.000	0	0	0-0	0	1	0	1.000
5 PYATT, Fisher	.000	1-0	1	0	0	0	0	0	0	0	.000	0	0	1	0	.000	0	0	0-0	0	0	0	.000
47 ARMSTRONG, Eldridge	.000	1-0	0	0	0	0	0	0	0	0	.000	0	0	0	0	.000	0	0	0-0	0	0	0	.000
38 FAULKES, Ryan	.000	1-0	0	0	0	0	0	0	0	0	.000	0	0	0	0	.000	0	0	0-0	0	0	0	.000
11 JONES, Avery	.000	1-0	0	0	0	0	0	0	0	0	.000	0	0	0	0	.000	0	0	0-0	0	0	0	.000
23 GUZMAN, Jonny	.000	1-1	0	0	0	0	0	0	0	0	.000	0	0	0	0	.000	0	0	0-0	0	1	0	1.000
45 SIPE, Evan	.000	1-0	0	0	0	0	0	0	0	0	.000	0	1	0	0	1.000	0	0	0-0	1	0	0	1.000
36 FLORES, Jacob	.000	1-1	0	0	0	0	0	0	0	0	.000	0	0	0	0	.000	0	0	0-0	0	0	0	.000
25 HARGETT, Hunter	.000	1-0	0	0	0	0	0	0	0	0	.000	0	0	0	0	.000	0	0	0-0	0	0	0	.000
30 CRANTON, Hunter	.000	1-0	0	0	0	0	0	0	0	0	.000	0	0	0	0	.000	0	0	0-0	0	0	0	.000
22 CANADA, Chris	.000	2-0	0	0	0	0	0	0	0	0	.000	0	0	0	0	.000	0	0	0-0	0	0	0	.000
50 SAUER, Kelena	.000	1-1	0	0	0	0	0	0	0	0	.000	0	0	0	0	.000	0	0	0-0	0	0	0	.000
29 BRODELL, Robert	.000	2-0	0	0	0	0	0	0	0	0	.000	0	0	0	0	.000	0	0	0-0	0	0	0	.000
27 INGRASSIA, Joseph	.000	2-0	0	0	0	0	0	0	0	0	.000	0	0	0	0	.000	0	0	0-0	0	1	0	1.000
32 TIBBETT, Ricky	.000	2-0	0	0	0	0	0	0	0	0	.000	0	0	0	0	.000	0	0	0-0	0	0	0	.000
40 BERCOVICH, Jadon	.000	2-0	0	0	0	0	0	0	0	0	.000	0	0	0	0	.000	0	0	0-0	0	0	0	.000
Totals	.226	4	124	13	28	3	0	2	12	37	.298	12	3	31	1	.307	1	1	1-6	102	24	3	.977
Opponents	.271	4	133	27	36	7	3	2	24	55	.414	23	6	46	0	.399	1	1	2-4	105	49	2	.987

LOB - Team (24), Opp (35). DPs turned - Team (2), Opp (4). CI - Team (0), Opp (1). IBB - Team (0), Opp (3).

(All games Sorted by Earned run avg)

Player	era	w-l	app	gs	cg	sho	sv	ip	h	r	er	bb	so	2b	3b	hr	b/avg	wp	hp	bk	sfa	sha	
50 SAUER, Kelena	1.80	1-0	1	1	0	0/0	0	5.0	3	1	1	2	6	0	1	0	.176	2	0	0	0	0	
28 FONDTAIN, TJ	2.08	0-0	1	1	0	0/0	0	4.1	2	1	1	3	5	1	0	0	.143	0	2	0	0	0	
27 INGRASSIA, Joseph	2.25	0-0	2	0	0	0/0	0	4.0	4	1	1	3	5	2	0	0	.250	3	0	0	0	0	
36 FLORES, Jacob	4.15	0-1	1	1	0	0/0	0	4.1	4	3	2	3	6	0	0	0	.235	0	1	0	0	0	
23 GUZMAN, Jonny	8.31	0-1	1	1	0	0/0	0	4.1	2	5	4	3	9	0	0	1	.154	2	1	0	1	1	

47 ARMSTRONG, Eldridge	0.00	0-0	1	0	0	0/0	0	1.0	1	0	0	0	1	1	0	0	.250	0	0	0	0	0	
30 CRANTON, Hunter	0.00	0-0	1	0	0	0/0	0	1.0	0	0	0	0	1	0	0	0	.000	0	0	0	0	0	
25 HARGETT, Hunter	0.00	0-0	1	0	0	0/0	0	0.0	0	0	0	1	0	0	0	0		1	1	0	0	0	
22 CANADA, Chris	5.40	0-0	2	0	0	0/0	0	1.2	3	1	1	2	2	0	0	0	.375	1	0	0	0	0	
40 BERCOVICH, Jadon	6.75	0-0	2	0	0	0/0	1	2.2	3	2	2	0	5	1	0	0	.300	0	0	1	0	0	
32 TIBBETT, Ricky	11.57	0-0	2	0	0	0/0	0	2.1	5	3	3	2	3	1	0	1	.417	1	0	0	0	0	
29 BRODELL, Robert	20.25	0-1	2	0	0	0/0	0	1.1	3	3	3	3	1	1	0	0	.429	2	0	0	0	0	
11 JONES, Avery	27.00	0-0	1	0	0	0/0	0	1.0	2	3	3	1	0	0	1	0	.400	0	0	0	0	0	
38 FAULKES, Ryan	36.00	0-0	1	0	0	0/0	0	1.0	4	4	4	0	2	0	1	0	.571	1	1	0	0	0	
Totals	6.62	1-3	4	4	0	0/0	1	34.0	36	27	25	23	46	7	3	2	.271	13	6	1	1	1	
Opponents	3.09	3-1	4	4	0	0/0	2	35.0	28	13	12	12	31	3	0	2	.226	3	3	0	1	1	

PB - Team (1), CARRIGG 1. SBA/ATT - RUIZ, P. (2-4), SAUER (1-3), TIBBETT (1-1).

2022 San Diego State Baseball
Overall Statistics for San Diego State (as of Feb 24, 2022)
(All games Sorted by Fielding pct)

Player	c	po	a	e	fld%	dp	sba	csb	sba%	pb	ci
24 RUIZ, Poncho	38	34	4	0	1.000	1	2	2	.500	0	0
18 GLOWACKI, Tyler	11	11	0	0	1.000	0	0	0	---	0	0
1 MILLER, Caden	11	4	7	0	1.000	1	0	0	---	0	0
13 RODRIGUEZ, Alex	7	2	5	0	1.000	0	0	0	---	0	0
14 WEEMS, Irvin	6	6	0	0	1.000	0	0	0	---	0	0
42 MONTOYA, Shaun	2	2	0	0	1.000	0	0	0	---	0	0
15 CARTER, Xavier	1	1	0	0	1.000	0	0	0	---	0	0
9 RHEE, Charlie	1	1	0	0	1.000	0	0	0	---	0	0
45 SIPE, Evan	1	1	0	0	1.000	0	0	0	---	0	0
27 INGRASSIA, Joseph	1	0	1	0	1.000	0	0	0	---	0	0
12 FOXCROFT, Max	1	0	1	0	1.000	0	0	0	---	0	0
23 GUZMAN, Jonny	1	0	1	0	1.000	0	0	0	---	0	0
21 LEONHARDT, Brian	22	20	1	1	.955	1	0	0	---	0	0
8 CARRIGG, Cole	22	19	2	1	.955	1	0	0	---	1	0
10 BETHANCOURT, Tino	4	1	2	1	.750	0	0	0	---	0	0
48 GIANNOLA, Johnny	0	0	0	0	.000	0	0	0	---	0	0
28 FONDTAIN, TJ	0	0	0	0	.000	0	0	0	---	0	0
41 JOHNSON, Deron	0	0	0	0	.000	0	0	0	---	0	0
11 JONES, Avery	0	0	0	0	.000	0	0	0	---	0	0
36 FLORES, Jacob	0	0	0	0	.000	0	0	0	---	0	0
38 FAULKS, Ryan	0	0	0	0	.000	0	0	0	---	0	0
30 CRANTON, Hunter	0	0	0	0	.000	0	0	0	---	0	0
5 PYATT, Fisher	0	0	0	0	.000	0	0	0	---	0	0
22 CANADA, Chris	0	0	0	0	.000	0	0	0	---	0	0
29 BRODELL, Robert	0	0	0	0	.000	0	0	0	---	0	0
32 TIBBETT, Ricky	0	0	0	0	.000	0	1	0	1.000	0	0
50 SAUER, Kelena	0	0	0	0	.000	0	1	2	.333	0	0
47 ARMSTRONG, Eldridge	0	0	0	0	.000	0	0	0	---	0	0
40 BERCOVICH, Jadon	0	0	0	0	.000	0	0	0	---	0	0
46 HAZELHURST, Trevor	0	0	0	0	.000	0	0	0	---	0	0
25 HARGETT, Hunter	0	0	0	0	.000	0	0	0	---	0	0
Totals	129	102	24	3	.977	2	2	2	.500	1	0
Opponents	156	105	49	2	.987	4	1	5	.167	0	1

Hitting minimums - 1 Games 2.5 AB/Game
Pitching minimums - 1 Games 1.0 IP/Game

2022 San Diego State Baseball
 Team Game-by-Game for San Diego State (as of Feb 24, 2022)
 Batting (All games)

Date	Opponent	ab	r	h	rbi	2b	3b	hr	tb	bb	ibb	sb	cs	hbp	sac	sf	gdp	k	po	a	e	lob	avg
02-18-22	vs TCU	34	3	6	2	0	0	0	6	2	0	1	1	0	0	0	0	13	27	7	0	7	.176
02-19-22	vs Houston	27	4	6	4	1	0	0	7	4	0	0	2	2	0	1	0	6	27	7	1	6	.197
02-20-22	vs California	29	3	6	3	1	0	2	13	2	0	0	2	0	0	0	0	6	24	5	1	1	.200
Feb 22	at UC Irvine	34	3	10	3	1	0	0	11	4	0	0	0	1	1	0	1	6	24	5	1	10	.226
Totals		124	13	28	12	3	0	2	37	12	0	1	5	3	1	1	1	31	102	24	3	24	.226

2022 San Diego State Baseball
 Team Game-by-Game for San Diego State (as of Feb 24, 2022)
 Pitching (All games)

Date	Opponent	ip	h	r	er	bb	so	2b	3b	hr	wp	bk	hbp	dp	ibb	score	w-l	sv	era
02-18-22	vs TCU	9.0	8	5	5	9	11	3	0	0	5	0	2	1	3	3-5	0-1	0	5.00
02-19-22	vs Houston	9.0	7	3	3	4	12	1	1	0	3	1	1	0	0	4-3	1-1	1	4.00
02-20-22	vs California	8.0	10	6	5	5	10	2	0	1	1	0	1	1	0	3-6	1-2	1	4.50
Feb 22	at UC Irvine	8.0	11	13	12	5	13	1	2	1	4	0	2	0	0	3-13	1-3	1	6.62
Totals		34.0	36	27	25	23	46	7	3	2	13	1	6	2	3	13-27	1-3	1	6.62

2022 San Diego State Baseball
 Game Results for San Diego State (as of Feb 24, 2022)
 (All games)

Date	Opponent	Score	Inns	Overall	MW	Pitcher of record	Attend	Time
02-18-22	vs #17 TCU	L 3-5	9	0-1-0	0-0-0	BRODELL, R. (L 0-1)	0	3:42
02-19-22	vs Houston	w 4-3	9	1-1-0	0-0-0	SAUER (W 1-0)	0	3:13
02-20-22	vs California	L 3-6	9	1-2-0	0-0-0	FLORES, J. (L 0-1)	0	2:49
Feb 22, 2022	at UC Irvine	L 3-13	9	1-3-0	0-0-0	GUZMAN, J. (L 0-1)	581	3:27

() extra inning game

2022 San Diego State Baseball
Miscellaneous Stats for San Diego State (as of Feb 24, 2022)
(All games)

Multiple Hit Games	2	3	4	5+	Total
13 RODRIGUEZ, Alex	-	1	-	-	1
8 CARRIGG, Cole	1	-	-	-	1
1 MILLER, Caden	1	-	-	-	1
21 LEONHARDT, Brian	1	-	-	-	1
TEAM	3	1	0	0	4

Multiple RBI Games	2	3	4	5+	Total
9 RHEE, Charlie	1	-	-	-	1
21 LEONHARDT, Brian	1	-	-	-	1
24 RUIZ, Poncho	1	-	-	-	1
TEAM	3	0	0	0	3

Hitting Streaks	Longest	Current
1 MILLER, Caden	4	4
8 CARRIGG, Cole	3	3
18 GLOWACKI, Tyler	3	-
24 RUIZ, Poncho	3	3
21 LEONHARDT, Brian	3	3
15 CARTER, Xavier	1	1
46 HAZELHURST, Trev	1	1
13 RODRIGUEZ, Alex	1	-
48 GIANNOLA, Johnny	1	-
10 BETHANCOURT, Tin	1	1
9 RHEE, Charlie	1	1

Reached Base Streaks	Longest	Current
18 GLOWACKI, Tyler	4	4
1 MILLER, Caden	4	4
13 RODRIGUEZ, Alex	4	4
21 LEONHARDT, Brian	3	3
8 CARRIGG, Cole	3	3
24 RUIZ, Poncho	3	3
48 GIANNOLA, Johnny	2	-
10 BETHANCOURT, Tin	2	1
45 SIPE, Evan	1	1
41 JOHNSON, Deron	1	1
15 CARTER, Xavier	1	1
46 HAZELHURST, Trev	1	1
28 FONDTAIN, TJ	1	1
9 RHEE, Charlie	1	1

2022 San Diego State Baseball
 Miscellaneous Stats for San Diego State (as of Feb 24, 2022)
 (All games)

Starting Lineup By Position
 (Team W-L record when starter)

PITCHER:		
28 FONDTAIN, TJ	1	(0-1)
23 GUZMAN, Jonny	1	(0-1)
50 SAUER, Kelena	1	(1-0)
36 FLORES, Jacob	1	(0-1)
CATCHER:		
24 RUIZ, Poncho	3	(1-2)
8 CARRIGG, Cole	1	(0-1)
FIRST BASE:		
21 LEONHARDT, Bria	4	(1-3)
SECOND BASE:		
13 RODRIGUEZ, Alex	4	(1-3)
THIRD BASE:		
10 BETHANCOURT, Ti	4	(1-3)
SHORTSTOP:		
1 MILLER, Caden	4	(1-3)
LEFT FIELD:		
18 GLOWACKI, Tyler	4	(1-3)
CENTER FIELD:		
8 CARRIGG, Cole	3	(1-2)
14 WEEMS, Irvin	1	(0-1)
RIGHT FIELD:		
14 WEEMS, Irvin	2	(1-1)
42 MONTOYA, Shaun	1	(0-1)
15 CARTER, Xavier	1	(0-1)
DESIGNATED HITTER:		
48 GIANNOLA, Johnn	2	(1-1)
24 RUIZ, Poncho	1	(0-1)
28 FONDTAIN, TJ	1	(0-1)

Starting Lineup By Lineup Spot
 (Team W-L record when starter)

LEADOFF:		
1 MILLER, Caden	4	(1-3)
2ND SPOT:		
8 CARRIGG, Cole	3	(1-2)
18 GLOWACKI, Tyler	1	(0-1)
3RD SPOT:		
24 RUIZ, Poncho	4	(1-3)
CLEANUP:		
21 LEONHARDT, Bria	4	(1-3)
5TH SPOT:		
48 GIANNOLA, Johnn	2	(1-1)
28 FONDTAIN, TJ	1	(0-1)
10 BETHANCOURT, Ti	1	(0-1)
6TH SPOT:		
10 BETHANCOURT, Ti	3	(1-2)
8 CARRIGG, Cole	1	(0-1)
7TH SPOT:		
18 GLOWACKI, Tyler	3	(1-2)
14 WEEMS, Irvin	1	(0-1)
8TH SPOT:		
42 MONTOYA, Shaun	1	(0-1)
15 CARTER, Xavier	1	(0-1)
13 RODRIGUEZ, Alex	1	(0-1)
14 WEEMS, Irvin	1	(1-0)
9TH SPOT:		
13 RODRIGUEZ, Alex	3	(1-2)
14 WEEMS, Irvin	1	(0-1)

2022 San Diego State Baseball
Individual Season/Career Summary for San Diego State (as of Feb 24, 2022)

(All games Sorted by Batting avg)

Record: 1-3 Home: 0-0 Away: 0-1 Neutral: 1-2 MW: 0-0

Player	Avg	G-GS	AB	R	H	SEASON					SO	Sb-Att	Avg	G-GS	AB	R	H	CAREER					SO	Sb-Att		
						2B	3B	HR	RBI	BB								Hbp	2B	3B	HR	RBI			BB	Hbp
13 RODRIGUEZ, Alex	.364	4-4	11	1	4	0	0	0	1	2	1	3	0-1	.364	4-4	11	1	4	0	0	0	1	2	1	3	0-1
1 MILLER, Caden	.313	4-4	16	2	5	0	0	0	1	1	0	3	1-2	.311	57-56	183	46	57	6	3	0	32	29	9	39	9-10
8 CARRIGG, Cole	.286	4-4	14	0	4	1	0	0	0	1	0	6	0-0	.272	41-37	125	37	34	12	1	2	23	22	5	28	3-3
21 LEONHARDT, Brian	.235	4-4	17	3	4	0	0	1	3	0	0	3	0-0	.283	114-109	382	62	108	21	2	6	96	40	3	69	2-5
18 GLOWACKI, Tyler	.231	4-4	13	1	3	2	0	0	1	1	0	2	0-0	.231	4-4	13	1	3	2	0	0	1	1	0	2	0-0
24 RUIZ, Poncho	.231	4-4	13	2	3	0	0	1	3	1	0	3	0-0	.288	25-17	73	15	21	1	1	4	23	6	0	11	1-1
10 BETHANCOURT, Tino	.100	4-4	10	2	1	0	0	0	0	3	1	2	0-1	.100	4-4	10	2	1	0	0	0	0	3	1	2	0-1
9 RHEE, Charlie	1.000	1-0	1	0	1	0	0	0	2	0	0	0	0-0	.273	14-1	11	3	3	0	0	0	3	2	0	1	0-0
46 HAZELHURST, Trevor	.500	1-0	2	1	1	0	0	0	1	0	0	1	0-0	.500	1-0	2	1	1	0	0	0	0	0	0	1	0-0
15 CARTER, Xavier	.250	2-1	4	0	1	0	0	0	1	0	0	0	0-0	.333	7-3	12	2	4	0	0	1	3	1	0	1	0-0
48 GIANNOLA, Johnny	.125	3-2	8	1	1	0	0	0	1	0	2	0-0	.125	3-2	8	1	1	0	0	0	0	1	0	2	0-0	
14 WEEMS, Irvn	.000	3-3	6	0	0	0	0	0	0	0	4	0-0	.000	3-3	6	0	0	0	0	0	0	0	0	4	0-0	
42 MONTROYA, Shaun	.000	1-1	3	0	0	0	0	0	0	0	0	0	0-1	.000	1-1	3	0	0	0	0	0	0	0	0	0	0-1
28 FONDTRAIN, TJ	.000	2-2	2	0	0	0	0	0	1	0	0	0	0-1	.231	18-3	26	2	6	1	0	0	6	4	1	6	0-1
41 JOHNSON, Deon	.000	2-0	2	0	0	0	0	0	0	1	0	1	0-0	.217	26-9	46	7	10	4	0	0	2	7	0	14	0-0
12 FOXCROFT, Max	.000	1-0	1	0	0	0	0	0	0	0	0	0	0-0	.063	13-5	16	2	1	0	0	0	1	6	1	3	1-1
5 PYATT, Fisher	.000	1-0	1	0	0	0	0	0	0	0	1	0-0	.235	20-15	51	8	12	2	0	0	0	8	5	11	0-0	
47 ARMSTRONG, Eldridge	.000	1-0	0	0	0	0	0	0	0	0	0	0	0-0	.000	1-0	0	0	0	0	0	0	0	0	0	0	0-0
38 FAULKS, Ryan	.000	1-0	0	0	0	0	0	0	0	0	0	0	0-0	.000	1-0	0	0	0	0	0	0	0	0	0	0	0-0
11 JONES, Avey	.000	1-0	0	0	0	0	0	0	0	0	0	0	0-0	.000	1-0	0	0	0	0	0	0	0	0	0	0	0-0
23 GUZMAN, Jonny	.000	1-1	0	0	0	0	0	0	0	0	0	0	0-0	.000	3-1	0	0	0	0	0	0	0	0	0	0	0-0
45 SIPE, Evan	.000	1-0	0	0	0	0	0	0	0	0	1	0	0-0	.000	1-0	0	0	0	0	0	0	0	0	1	0	0-0
36 FLORES, Jacob	.000	1-1	0	0	0	0	0	0	0	0	0	0	0-0	.000	36-3	0	0	0	0	0	0	0	0	0	0	0-0
25 HARGETT, Hunter	.000	1-0	0	0	0	0	0	0	0	0	0	0	0-0	.000	1-0	0	0	0	0	0	0	0	0	0	0	0-0
30 CRANTON, Hunter	.000	1-0	0	0	0	0	0	0	0	0	0	0	0-0	.000	1-0	0	0	0	0	0	0	0	0	0	0	0-0
22 CANADA, Chris	.000	2-0	0	0	0	0	0	0	0	0	0	0	0-0	.000	2-0	0	0	0	0	0	0	0	0	0	0	0-0
50 SAUER, Kelena	.000	1-1	0	0	0	0	0	0	0	0	0	0	0-0	.000	15-2	0	0	0	0	0	0	0	0	0	0	0-0
29 BRODELL, Robert	.000	2-0	0	0	0	0	0	0	0	0	0	0	0-0	.000	2-0	0	0	0	0	0	0	0	0	0	0	0-0
27 INGRASSIA, Joseph	.000	2-0	0	0	0	0	0	0	0	0	0	0	0-0	.000	8-0	0	0	0	0	0	0	0	0	0	0	0-0
32 TIBBETT, Ricky	.000	2-0	0	0	0	0	0	0	0	0	0	0	0-0	.000	21-7	0	0	0	0	0	0	0	0	0	0	0-0
40 BERCOVICH, Jadon	.000	2-0	0	0	0	0	0	0	0	0	0	0	0-0	.000	2-0	0	0	0	0	0	0	0	0	0	0	0-0
Totals	.226	4-4	124	13	28	3	0	2	12	12	3	31	1-6	.226	4-4	124	13	28	3	0	2	12	12	3	31	1-6
Opponents	.271	4-4	133	27	36	7	3	2	24	23	6	46	2-4	.271	4-4	133	27	36	7	3	2	24	23	6	46	2-4

(All games Sorted by Earned run avg)

Player	ERA	W-L	App	GS	CG	Sho	SEASON					ERA	W-L	App	GS	CG	Sho	CAREER							
							Sv	IP	H	R	ER							BB	SO	Sv	IP	H	R	ER	BB
50 SAUER, Kelena	1.80	1-0	1	1	0	0	0	5.0	3	1	1	2	6	3.60	2-0	15	2	0	1	20.0	17	11	8	16	25
28 FONDTRAIN, TJ	2.08	0-0	1	1	0	0	0	4.1	2	1	1	3	5	2.08	0-0	1	1	0	0	4.1	2	1	1	3	5
27 INGRASSIA, Joseph	2.25	0-0	2	0	0	0	0	4.0	4	1	1	3	5	4.70	0-0	8	0	0	0	7.2	4	7	4	8	10
36 FLORES, Jacob	4.15	0-1	1	1	0	0	0	4.1	4	3	2	3	6	4.24	4-3	55	5	0	2	85.0	78	51	40	64	94
23 GUZMAN, Jonny	8.31	0-1	1	1	0	0	0	4.1	2	5	4	3	9	15.88	0-1	3	1	0	0	5.2	8	11	10	6	11
47 ARMSTRONG, Eldridge	0.00	0-0	1	0	0	0	0	1.0	1	0	0	0	1	0.00	0-0	1	0	0	0	1.0	1	0	0	0	1
30 CRANTON, Hunter	0.00	0-0	1	0	0	0	0	1.0	0	0	0	0	1	0.00	0-0	1	0	0	0	1.0	0	0	0	0	1
25 HARGETT, Hunter	0.00	0-0	1	0	0	0	0	0.0	0	0	0	1	0	0.00	0-0	1	0	0	0	0.0	0	0	0	0	1
22 CANADA, Chris	5.40	0-0	2	0	0	0	0	1.2	3	1	1	2	2	5.40	0-0	2	0	0	0	1.2	3	1	1	2	2

2022 San Diego State Baseball
 Individual Season/Career Summary for San Diego State (as of Feb 24, 2022)
 (All games Sorted by Fielding pct)

Player	SEASON										CAREER									
	CH	PO	A	E	Fld%	SBA	CSB	SBA%	PB	CI	Ch	PO	A	E	Fld%	SBA	CSB	SBA%	PB	CI
24 RUIZ, Poncho	38	34	4	0	1.000	2	2	.500	0	0	116	105	10	1	.991	7	3	.700	2	0
18 GLOWACKI, Tyler	11	11	0	0	1.000	0	0	---	0	0	11	11	0	0	1.000	0	0	---	0	0
1 MILLER, Caden	11	4	7	0	1.000	0	0	---	0	0	224	84	134	6	.973	0	0	---	0	0
13 RODRIGUEZ, Alex	7	2	5	0	1.000	0	0	---	0	0	7	2	5	0	1.000	0	0	---	0	0
14 WEEMS, Ivin	6	6	0	0	1.000	0	0	---	0	0	6	6	0	0	1.000	0	0	---	0	0
42 MONTOYA, Shaun	2	2	0	0	1.000	0	0	---	0	0	2	2	0	0	1.000	0	0	---	0	0
9 RHEE, Charlie	1	1	0	0	1.000	0	0	---	0	0	11	11	0	0	1.000	0	0	---	0	0
27 INGRASSIA, Joseph	1	0	1	0	1.000	0	0	---	0	0	1	0	1	0	1.000	0	0	---	0	0
45 SIPE, Evan	1	1	0	0	1.000	0	0	---	0	0	1	1	0	0	1.000	0	0	---	0	0
23 GUZMAN, Jonny	1	0	1	0	1.000	0	0	---	0	0	1	0	1	0	1.000	1	0	1.000	0	0
12 FOXCROFT, Max	1	0	1	0	1.000	0	0	---	0	0	14	4	8	2	.857	0	0	---	0	0
15 CARTER, Xavier	1	1	0	0	1.000	0	0	---	0	0	4	4	0	0	1.000	0	0	---	0	0
8 CARRIGG, Cole	22	19	2	1	.955	0	0	---	1	0	87	52	23	12	.862	1	0	1.000	1	0
21 LEONHARDT, Brian	22	20	1	1	.955	0	0	---	0	0	391	346	32	13	.967	2	1	.667	0	0
10 BETHANCOURT, Tino	4	1	2	1	.750	0	0	---	0	0	4	1	2	1	.750	0	0	---	0	0
38 FAULKS, Ryan	0	0	0	0	1.000	0	0	---	0	0	0	0	0	0	1.000	0	0	---	0	0
11 JONES, Avery	0	0	0	0	1.000	0	0	---	0	0	1	0	1	0	1.000	0	0	---	0	0
29 BRODELL, Robert	0	0	0	0	1.000	0	0	---	0	0	0	0	0	0	1.000	0	0	---	0	0
32 TIBBETT, Ricky	0	0	0	0	1.000	1	0	1.000	0	0	0	0	0	0	1.000	0	0	---	0	0
40 BERCOVICH, Jadon	0	0	0	0	1.000	0	0	---	0	0	9	2	7	0	1.000	1	2	.333	0	0
22 CANADA, Chris	0	0	0	0	1.000	0	0	---	0	0	0	0	0	0	1.000	0	0	---	0	0
36 FLORES, Jacob	0	0	0	0	1.000	0	0	---	0	0	16	0	14	2	.875	7	2	.778	0	0
28 FONDTRAIN, TJ	0	0	0	0	1.000	0	0	---	0	0	17	16	0	1	.941	0	0	---	0	0
50 SAUER, Kelena	0	0	0	0	1.000	1	2	.333	0	0	1	1	0	0	1.000	1	2	.333	0	0
46 HAZELHURST, Trevor	0	0	0	0	1.000	0	0	---	0	0	0	0	0	0	1.000	0	0	---	0	0
25 HARGETT, Hunter	0	0	0	0	1.000	0	0	---	0	0	0	0	0	0	1.000	0	0	---	0	0
5 PYATT, Fisher	0	0	0	0	1.000	0	0	---	0	0	36	14	17	5	.861	0	0	---	0	0
41 JOHNSON, Deron	0	0	0	0	1.000	0	0	---	0	0	61	53	7	1	.984	6	0	1.000	4	0
48 GIANNOLA, Johnny	0	0	0	0	1.000	0	0	---	0	0	0	0	0	0	1.000	0	0	---	0	0
30 CRANTON, Hunter	0	0	0	0	1.000	0	0	---	0	0	0	0	0	0	1.000	0	0	---	0	0
47 ARMSTRONG, Eldridge	0	0	0	0	1.000	0	0	---	0	0	0	0	0	0	1.000	0	0	---	0	0
Totals	129	102	24	3	.977	2	2	.500	1	1	0	0	0	0	1.000	0	0	---	0	0
Opponents	156	105	49	2	.987	1	5	.167	0	1	0	0	0	0	1.000	0	0	---	0	0

Individual Career History

ARMSTRONG, Eldridge

Year	avg	gp-gs	ab	r	h	2b	3b	hr	rbi	tb	slg%	bb	hbp	so	gdp	ob%	sf	sh	sb-att	po	a	e	fld%
2022	.000	1-0	0	0	0	0	0	0	0	0	.000	0	0	0	0	.000	0	0	0-0	0	0	0	.000
TOTAL	.000	1-0	0	0	0	0	0	0	0	0	.000	0	0	0	0	.000	0	0	0-0	0	0	0	.000

Year	era	w-l	app	gs	cq	sho	sv	ip	h	r	er	bb	so	2b	3b	hr	bf	bavg	wp	hbp	bk	sfa	sha
2022	0.00	0-0	1	0	0	0/0	0	1.0	1	0	0	0	1	1	0	0	4	.250	0	0	0	0	0
TOTAL	0.00	0-0	1	0	0	0/0	0	1.0	1	0	0	0	1	1	0	0	4	.250	0	0	0	0	0

SINGLE-GAME HIGHS [all-time ranking]:
 Innings pitched: 1.0, at UC Irvine, Feb 22, 2022
 Strikeouts: 1, at UC Irvine, Feb 22, 2022
 Batters faced: 4, at UC Irvine, Feb 22, 2022

BERCOVICH, Jadon

Year	avg	gp-gs	ab	r	h	2b	3b	hr	rbi	tb	slg%	bb	hbp	so	gdp	ob%	sf	sh	sb-att	po	a	e	fld%
2022	.000	2-0	0	0	0	0	0	0	0	0	.000	0	0	0	0	.000	0	0	0-0	0	0	0	.000
TOTAL	.000	2-0	0	0	0	0	0	0	0	0	.000	0	0	0	0	.000	0	0	0-0	0	0	0	.000

Year	era	w-l	app	gs	cq	sho	sv	ip	h	r	er	bb	so	2b	3b	hr	bf	bavg	wp	hbp	bk	sfa	sha
2022	6.75	0-0	2	0	0	0/0	1	2.2	3	2	2	0	5	1	0	0	10	.300	0	0	1	0	0
TOTAL	6.75	0-0	2	0	0	0/0	1	2.2	3	2	2	0	5	1	0	0	10	.300	0	0	1	0	0

SINGLE-GAME HIGHS [all-time ranking]:
 Innings pitched: 2.0, vs Houston, 02-19-22
 Strikeouts: 4, vs Houston, 02-19-22
 Batters faced: 9, vs Houston, 02-19-22

Individual Career History

BETHANCOURT, Tino

Year	avg	gp-gs	ab	r	h	2b	3b	hr	rbi	tb	slg%	bb	hbp	so	gdp	ob%	sf	sh	sb-att	po	a	e	fld%
2022	.100	4-4	10	2	1	0	0	0	0	1	.100	3	1	2	0	.357	0	0	0-1	1	2	1	.750
TOTAL	.100	4-4	10	2	1	0	0	0	0	1	.100	3	1	2	0	.357	0	0	0-1	1	2	1	.750

SINGLE-GAME HIGHS [all-time ranking]:

Hits: 1, at UC Irvine, Feb 22, 2022

Total bases: 1, at UC Irvine, Feb 22, 2022

Runs scored: 1, vs TCU, 02-18-22; at UC Irvine, Feb 22, 2022

Walks: 2, vs TCU, 02-18-22

Hit by pitch: 1, vs Houston, 02-19-22

Struck out: 1, vs TCU, 02-18-22; at UC Irvine, Feb 22, 2022

At bats: 3, vs Houston, 02-19-22; at UC Irvine, Feb 22, 2022

Caught stealing: 1 [1-2nd], vs Houston, 02-19-22

Field chances: 2, vs TCU, 02-18-22

Putouts: 1, vs TCU, 02-18-22

Assists: 1, vs TCU, 02-18-22; at UC Irvine, Feb 22, 2022

BRODELL, Robert

Year	avg	gp-gs	ab	r	h	2b	3b	hr	rbi	tb	slg%	bb	hbp	so	gdp	ob%	sf	sh	sb-att	po	a	e	fld%
2022	.000	2-0	0	0	0	0	0	0	0	0	.000	0	0	0	0	.000	0	0	0-0	0	0	0	.000
TOTAL	.000	2-0	0	0	0	0	0	0	0	0	.000	0	0	0	0	.000	0	0	0-0	0	0	0	.000

Year	era	w-l	app	gs	cg	sho	sv	ip	h	r	er	bb	so	2b	3b	hr	bf	bavg	wp	hbp	bk	sfa	sha
2022	20.25	0-1	2	0	0	0/0	0	1.1	3	3	3	3	1	1	0	0	10	.429	2	0	0	0	0
TOTAL	20.25	0-1	2	0	0	0/0	0	1.1	3	3	3	3	1	1	0	0	10	.429	2	0	0	0	0

SINGLE-GAME HIGHS [all-time ranking]:

Innings pitched: 1.0, vs TCU, 02-18-22

Walks allowed: 3, vs TCU, 02-18-22

Strikeouts: 1, vs TCU, 02-18-22

Batters faced: 9, vs TCU, 02-18-22

Individual Career History

CANADA, Chris

Year	avg	gp-gs	ab	r	h	2b	3b	hr	rbi	tb	slg%	bb	hbp	so	gdp	ob%	sf	sh	sb-att	po	a	e	fld%
2022	.000	2-0	0	0	0	0	0	0	0	0	.000	0	0	0	0	.000	0	0	0-0	0	0	0	.000
TOTAL	.000	2-0	0	0	0	0	0	0	0	0	.000	0	0	0	0	.000	0	0	0-0	0	0	0	.000

Year	era	w-l	app	gs	cg	sho	sv	ip	h	r	er	bb	so	2b	3b	hr	bf	bavg	wp	hbp	bk	sfa	sha
2022	5.40	0-0	2	0	0	0/0	0	1.2	3	1	1	2	2	0	0	0	10	.375	1	0	0	0	0
TOTAL	5.40	0-0	2	0	0	0/0	0	1.2	3	1	1	2	2	0	0	0	10	.375	1	0	0	0	0

SINGLE-GAME HIGHS [all-time ranking]:

Innings pitched: 1.0, vs Houston, 02-19-22

Walks allowed: 1, vs Houston, 02-19-22; at UC Irvine, Feb 22, 2022

Strikeouts: 1, vs Houston, 02-19-22; at UC Irvine, Feb 22, 2022

Batters faced: 5, vs Houston, 02-19-22; at UC Irvine, Feb 22, 2022

CARRIGG, Cole

Year	avg	gp-gs	ab	r	h	2b	3b	hr	rbi	tb	slg%	bb	hbp	so	gdp	ob%	sf	sh	sb-att	po	a	e	fld%
2021	.270	37-33	111	37	30	11	1	2	23	49	.441	21	5	22	0	.406	1	0	3-3	33	21	11	.831
2022	.286	4-4	14	0	4	1	0	0	0	5	.357	1	0	6	1	.333	0	0	0-0	19	2	1	.955
TOTAL	.272	41-37	125	37	34	12	1	2	23	54	.432	22	5	28	1	.399	1	0	3-3	52	23	12	.862

Year	era	w-l	app	gs	cg	sho	sv	ip	h	r	er	bb	so	2b	3b	hr	bf	bavg	wp	hbp	bk	sfa	sha
2021	0.00	0-0	2	0	0	0/0	0	1.1	3	2	0	1	0	0	0	0	8	.500	0	0	1	1	0
TOTAL	0.00	0-0	2	0	0	0/0	0	1.1	3	2	0	1	0	0	0	0	8	.500	0	0	1	1	0

SINGLE-GAME HIGHS [all-time ranking]:

Hits: 3, at Air Force, 05-22-21

Doubles: 2 [t-5th], at Fresno State, 04-17-21; Dixie State, 04-25-21; at Nevada, 05-01-21

Triples: 1 [t-1st], UNLV, 03-14-21

Home runs: 1 [t-7th], San Jose State, 05-08-21; at Air Force, 05-22-21

Total bases: 7, at Air Force, 05-22-21

RBI: 3, Dixie State, 04-25-21; at Air Force, 05-22-21

Runs scored: 4 [t-2nd], at Air Force, 05-22-21

Walks: 2, 6 times

Hit by pitch: 1, 4 times

Struck out: 2, 6 times

Sac flies: 1 [t-4th], at Nevada, 04-30-21

At bats: 5, San Diego, 02-19-21; at Nevada, 05-01-21; at New Mexico, 05-29-21

Stolen bases: 1, San Diego, 02-20-21; Air Force, 03-20-21; Dixie State, 04-24-21

Innings pitched: 1.0, at San Jose State, Mar 27, 2021

Walks allowed: 1, at San Jose State, Mar 27, 2021

Batters faced: 4, Nevada, 04-11-21; at San Jose State, Mar 27, 2021

Field chances: 13, at UC Irvine, Feb 22, 2022

Putouts: 11, at UC Irvine, Feb 22, 2022

Assists: 3, at Nevada, 05-01-21

Individual Career History

CARTER, Xavier

Year	avg	gp-gs	ab	r	h	2b	3b	hr	rbi	tb	slg%	bb	hbp	so	gdp	ob%	sf	sh	sb-att	po	a	e	fld%
2020	1.000	2-0	1	1	1	0	0	0	0	1	1.000	0	0	0	0	1.000	0	0	0-0	0	0	0	.000
2021	.286	3-2	7	1	2	0	0	1	2	5	.714	1	0	1	0	.375	0	0	0-0	3	0	0	1.000
2022	.250	2-1	4	0	1	0	0	0	1	1	.250	0	0	0	0	.250	0	0	0-0	1	0	0	1.000
TOTAL	.333	7-3	12	2	4	0	0	1	3	7	.583	1	0	1	0	.385	0	0	0-0	4	0	0	1.000

SINGLE-GAME HIGHS [all-time ranking]:

Hits: 2, Dixie State, 04-25-21

Home runs: 1 [t-7th], Dixie State, 04-25-21

Total bases: 5, Dixie State, 04-25-21

RBI: 2, Dixie State, 04-25-21

Runs scored: 1, Dixie State, 04-25-21; at Oklahoma, Mar 08, 2020

Walks: 1, Dixie State, 04-25-21

Struck out: 1, at Nevada, 05-01-21

At bats: 4, at UC Irvine, Feb 22, 2022

Field chances: 2, Dixie State, 04-25-21

Putouts: 2, Dixie State, 04-25-21

CRANTON, Hunter

Year	avg	gp-gs	ab	r	h	2b	3b	hr	rbi	tb	slg%	bb	hbp	so	gdp	ob%	sf	sh	sb-att	po	a	e	fld%
2022	.000	1-0	0	0	0	0	0	0	0	0	.000	0	0	0	0	.000	0	0	0-0	0	0	0	.000
TOTAL	.000	1-0	0	0	0	0	0	0	0	0	.000	0	0	0	0	.000	0	0	0-0	0	0	0	.000

Year	era	w-l	app	gs	cq	sho	sv	ip	h	r	er	bb	so	2b	3b	hr	bf	bavg	wp	hbp	bk	sfa	sha
2022	0.00	0-0	1	0	0	0/0	0	1.0	0	0	0	0	1	0	0	0	3	.000	0	0	0	0	0
TOTAL	0.00	0-0	1	0	0	0/0	0	1.0	0	0	0	0	1	0	0	0	3	.000	0	0	0	0	0

SINGLE-GAME HIGHS [all-time ranking]:

Innings pitched: 1.0, vs Houston, 02-19-22

Strikeouts: 1, vs Houston, 02-19-22

Batters faced: 3, vs Houston, 02-19-22

Individual Career History

FAULKS, Ryan

Year	avg	gp-gs	ab	r	h	2b	3b	hr	rbi	tb	slg%	bb	hbp	so	gdp	ob%	sf	sh	sb-att	po	a	e	fld%
2022	.000	1-0	0	0	0	0	0	0	0	0	.000	0	0	0	0	.000	0	0	0-0	0	0	0	.000
TOTAL	.000	1-0	0	0	0	0	0	0	0	0	.000	0	0	0	0	.000	0	0	0-0	0	0	0	.000

Year	era	w-l	app	gs	cg	sho	sv	ip	h	r	er	bb	so	2b	3b	hr	bf	bavg	wp	hbp	bk	sfa	sha
2022	36.00	0-0	1	0	0	0/0	0	1.0	4	4	4	0	2	0	1	0	8	.571	1	1	0	0	0
TOTAL	36.00	0-0	1	0	0	0/0	0	1.0	4	4	4	0	2	0	1	0	8	.571	1	1	0	0	0

SINGLE-GAME HIGHS [all-time ranking]:
 Innings pitched: 1.0, at UC Irvine, Feb 22, 2022
 Strikeouts: 2, at UC Irvine, Feb 22, 2022
 Batters faced: 8, at UC Irvine, Feb 22, 2022

FLORES, Jacob

Year	avg	gp-gs	ab	r	h	2b	3b	hr	rbi	tb	slg%	bb	hbp	so	gdp	ob%	sf	sh	sb-att	po	a	e	fld%
2018	.000	0-0	0	0	0	0	0	0	0	0	.000	0	0	0	0	.000	0	0	0-0	0	1	0	1.000
2019	.000	20-1	0	0	0	0	0	0	0	0	.000	0	0	0	0	.000	0	0	0-0	0	6	2	.750
2020	.000	8-1	0	0	0	0	0	0	0	0	.000	0	0	0	0	.000	0	0	0-0	0	7	0	1.000
2021	.000	7-0	0	0	0	0	0	0	0	0	.000	0	0	0	0	.000	0	0	0-0	0	0	0	.000
2022	.000	1-1	0	0	0	0	0	0	0	0	.000	0	0	0	0	.000	0	0	0-0	0	0	0	.000
TOTAL	.000	36-3	0	0	0	0	0	0	0	0	.000	0	0	0	0	.000	0	0	0-0	0	14	2	.875

Year	era	w-l	app	gs	cg	sho	sv	ip	h	r	er	bb	so	2b	3b	hr	bf	bavg	wp	hbp	bk	sfa	sha
2018	3.86	0-0	19	2	0	0/0	1	21.0	17	11	9	12	19	3	1	3	96	.221	5	4	0	3	0
2019	3.75	2-2	20	1	0	0/0	1	36.0	37	21	15	27	38	4	0	2	172	.274	3	5	0	2	2
2020	1.45	2-0	8	1	0	0/0	0	18.2	14	4	3	11	25	1	0	1	82	.203	2	2	1	0	0
2021	19.80	0-0	7	0	0	0/0	0	5.0	6	12	11	11	6	2	0	0	36	.300	3	4	0	1	0
2022	4.15	0-1	1	1	0	0/0	0	4.1	4	3	2	3	6	0	0	0	21	.235	0	1	0	0	0
TOTAL	4.24	4-3	55	5	0	0/0	2	85.0	78	51	40	64	94	10	1	6	407	.245	13	16	1	6	2

SINGLE-GAME HIGHS [all-time ranking]:
 Innings pitched: 4.2, at Fresno State, May 12, 2019
 Walks allowed: 4 [t-4th], Arizona, Mar 25, 2019; UC San Diego, 02-27-21
 Strikeouts: 6, vs California, 02-20-22
 Batters faced: 21, vs California, 02-20-22
 Field chances: 2, New Mexico, May 18, 2019; vs Virginia Tech, Feb 14, 2020; Cal State Fullerton, Feb 18, 2020
 Assists: 2, New Mexico, May 18, 2019; vs Virginia Tech, Feb 14, 2020; Cal State Fullerton, Feb 18, 2020
 Runners CS: 1, at Cal State Fullerton, Apr 12, 2019; Oregon State, Feb 28, 2020

Individual Career History

FONDTAIN, TJ

Year	avg	gp-gs	ab	r	h	2b	3b	hr	rbi	tb	slg%	bb	hbp	so	gdp	ob%	sf	sh	sb-att	po	a	e	fld%
2020	.250	4-0	4	0	1	0	0	0	1	1	.250	1	1	0	0	.500	0	0	0-0	7	0	0	1.000
2021	.250	12-1	20	2	5	1	0	0	5	6	.300	2	0	6	0	.304	1	0	0-0	9	0	1	.900
2022	.000	2-2	2	0	0	0	0	0	0	0	.000	1	0	0	0	.333	0	0	0-1	0	0	0	.000
TOTAL	.231	18-3	26	2	6	1	0	0	6	7	.269	4	1	6	0	.344	1	0	0-1	16	0	1	.941

Year	era	w-l	app	gs	cq	sho	sv	ip	h	r	er	bb	so	2b	3b	hr	bf	bavg	wp	hbp	bk	sfa	sha
2022	2.08	0-0	1	1	0	0/0	0	4.1	2	1	1	3	5	1	0	0	19	.143	0	2	0	0	0
TOTAL	2.08	0-0	1	1	0	0/0	0	4.1	2	1	1	3	5	1	0	0	19	.143	0	2	0	0	0

SINGLE-GAME HIGHS [all-time ranking]:

Hits: 1, 6 times
 Doubles: 1, Dixie State, 04-24-21
 Total bases: 2, Dixie State, 04-24-21
 RBI: 2, New Mexico, 04-02-21; Dixie State, 04-24-21
 Runs scored: 1, at Fresno State, 04-18-21; Dixie State, 04-24-21
 Walks: 1, 4 times
 Hit by pitch: 1, at Coastal Carolina, Feb 15, 2020
 Struck out: 2, Dixie State, 04-24-21
 Sac flies: 1 [t-4th], at Nevada, 04-30-21
 At bats: 3, Dixie State, 04-24-21
 Caught stealing: 1 [t-2nd], vs California, 02-20-22
 Innings pitched: 4.1, vs TCU, 02-18-22
 Walks allowed: 3, vs TCU, 02-18-22
 Strikeouts: 5, vs TCU, 02-18-22
 Batters faced: 19, vs TCU, 02-18-22
 Field chances: 5, at Nevada, 04-30-21
 Putouts: 5, at Nevada, 04-30-21

FOXCROFT, Max

Year	avg	gp-gs	ab	r	h	2b	3b	hr	rbi	tb	slg%	bb	hbp	so	gdp	ob%	sf	sh	sb-att	po	a	e	fld%
2021	.067	12-5	15	2	1	0	0	0	1	1	.067	6	1	3	0	.364	0	1	1-1	4	7	2	.846
2022	.000	1-0	1	0	0	0	0	0	0	0	.000	0	0	0	0	.000	0	0	0-0	0	1	0	1.000
TOTAL	.063	13-5	16	2	1	0	0	0	1	1	.063	6	1	3	0	.348	0	1	1-1	4	8	2	.857

SINGLE-GAME HIGHS [all-time ranking]:

Hits: 1, at UC San Diego, Feb 28, 2021
 Total bases: 1, at UC San Diego, Feb 28, 2021
 RBI: 1, Fresno State, 03-06-21
 Runs scored: 1, Fresno State, 03-06-21; Dixie State, 04-25-21
 Walks: 1, 5 times
 Hit by pitch: 1, at UC San Diego, Feb 28, 2021
 Struck out: 2, at UC San Diego, Feb 28, 2021
 Sac bunts: 1 [t-3rd], Dixie State, 04-24-21
 At bats: 3, Fresno State, 03-06-21; Dixie State, 04-25-21; at UC San Diego, Feb 28, 2021
 Stolen bases: 1, Dixie State, 04-25-21
 Field chances: 4, Fresno State, 03-07-21; at UNLV, 05-16-21
 Putouts: 3, at UNLV, 05-16-21
 Assists: 2, Fresno State, 03-07-21; at San Diego, Feb 21, 2021

Individual Career History

GIANNOLA, Johnny

Year	avg	gp-gs	ab	r	h	2b	3b	hr	rbi	tb	slg%	bb	hbp	so	gdp	ob%	sf	sh	sb-att	po	a	e	fld%
2022	.125	3-2	8	1	1	0	0	0	0	1	.125	1	0	2	0	.222	0	0	0-0	0	0	0	.000
TOTAL	.125	3-2	8	1	1	0	0	0	0	1	.125	1	0	2	0	.222	0	0	0-0	0	0	0	.000

SINGLE-GAME HIGHS [all-time ranking]:

Hits: 1, vs TCU, 02-18-22

Total bases: 1, vs TCU, 02-18-22

Runs scored: 1, vs TCU, 02-18-22

Walks: 1, vs Houston, 02-19-22

Struck out: 1, vs TCU, 02-18-22; at UC Irvine, Feb 22, 2022

At bats: 4, vs TCU, 02-18-22

GLOWACKI, Tyler

Year	avg	gp-gs	ab	r	h	2b	3b	hr	rbi	tb	slg%	bb	hbp	so	gdp	ob%	sf	sh	sb-att	po	a	e	fld%
2022	.231	4-4	13	1	3	2	0	0	1	5	.385	1	0	2	0	.286	0	0	0-0	11	0	0	1.000
TOTAL	.231	4-4	13	1	3	2	0	0	1	5	.385	1	0	2	0	.286	0	0	0-0	11	0	0	1.000

SINGLE-GAME HIGHS [all-time ranking]:

Hits: 1, vs TCU, 02-18-22; vs Houston, 02-19-22; vs California, 02-20-22

Doubles: 1, vs Houston, 02-19-22; vs California, 02-20-22

Total bases: 2, vs Houston, 02-19-22; vs California, 02-20-22

RBI: 1, vs TCU, 02-18-22

Runs scored: 1, vs Houston, 02-19-22

Walks: 1, at UC Irvine, Feb 22, 2022

Struck out: 1, vs Houston, 02-19-22; at UC Irvine, Feb 22, 2022

At bats: 4, vs TCU, 02-18-22; vs Houston, 02-19-22

Field chances: 5, vs TCU, 02-18-22

Putouts: 5, vs TCU, 02-18-22

Individual Career History

GUZMAN, Jonny

Year	avg	gp-gs	ab	r	h	2b	3b	hr	rbi	tb	slg%	bb	hbp	so	gdp	ob%	sf	sh	sb-att	po	a	e	fld%
2020	.000	2-0	0	0	0	0	0	0	0	0	.000	0	0	0	0	.000	0	0	0-0	0	0	0	.000
2022	.000	1-1	0	0	0	0	0	0	0	0	.000	0	0	0	0	.000	0	0	0-0	0	1	0	1.000
TOTAL	.000	3-1	0	0	0	0	0	0	0	0	.000	0	0	0	0	.000	0	0	0-0	0	1	0	1.000

Year	era	w-l	app	gs	cg	sho	sv	ip	h	r	er	bb	so	2b	3b	hr	bf	bavg	wp	hbp	bk	sfa	sha
2020	40.50	0-0	2	0	0	0/0	0	1.1	6	6	6	3	2	2	0	2	12	.667	0	0	0	0	0
2022	8.31	0-1	1	1	0	0/0	0	4.1	2	5	4	3	9	0	0	1	19	.154	2	1	0	1	1
TOTAL	15.88	0-1	3	1	0	0/0	0	5.2	8	11	10	6	11	2	0	3	31	.364	2	1	0	1	1

SINGLE-GAME HIGHS [all-time ranking]:

Innings pitched: 4.1, at UC Irvine, Feb 22, 2022

Walks allowed: 3, at UC Irvine, Feb 22, 2022

Strikeouts: 9 [t-4th], at UC Irvine, Feb 22, 2022

Batters faced: 19, at UC Irvine, Feb 22, 2022

Field chances: 1, at UC Irvine, Feb 22, 2022

Assists: 1, at UC Irvine, Feb 22, 2022

HARGETT, Hunter

Year	avg	gp-gs	ab	r	h	2b	3b	hr	rbi	tb	slg%	bb	hbp	so	gdp	ob%	sf	sh	sb-att	po	a	e	fld%
2022	.000	1-0	0	0	0	0	0	0	0	0	.000	0	0	0	0	.000	0	0	0-0	0	0	0	.000
TOTAL	.000	1-0	0	0	0	0	0	0	0	0	.000	0	0	0	0	.000	0	0	0-0	0	0	0	.000

Year	era	w-l	app	gs	cg	sho	sv	ip	h	r	er	bb	so	2b	3b	hr	bf	bavg	wp	hbp	bk	sfa	sha
2022	0.00	0-0	1	0	0	0/0	0	0.0	0	0	0	1	0	0	0	0	2	.000	1	1	0	0	0
TOTAL	0.00	0-0	1	0	0	0/0	0	0.0	0	0	0	1	0	0	0	0	2	.000	1	1	0	0	0

SINGLE-GAME HIGHS [all-time ranking]:

Walks allowed: 1, vs Houston, 02-19-22

Batters faced: 2, vs Houston, 02-19-22

Individual Career History

HAZELHURST, Trevor

Year	avg	gp-gs	ab	r	h	2b	3b	hr	rbi	tb	slg%	bb	hbp	so	gdp	ob%	sf	sh	sb-att	po	a	e	fld%
2022	.500	1-0	2	1	1	0	0	0	0	1	.500	0	0	1	0	.500	0	0	0-0	0	0	0	.000
TOTAL	.500	1-0	2	1	1	0	0	0	0	1	.500	0	0	1	0	.500	0	0	0-0	0	0	0	.000

SINGLE-GAME HIGHS [all-time ranking]:

Hits: 1, at UC Irvine, Feb 22, 2022

Total bases: 1, at UC Irvine, Feb 22, 2022

Runs scored: 1, at UC Irvine, Feb 22, 2022

Struck out: 1, at UC Irvine, Feb 22, 2022

At bats: 2, at UC Irvine, Feb 22, 2022

INGRASSIA, Joseph

Year	avg	gp-gs	ab	r	h	2b	3b	hr	rbi	tb	slg%	bb	hbp	so	gdp	ob%	sf	sh	sb-att	po	a	e	fld%
2021	.000	6-0	0	0	0	0	0	0	0	0	.000	0	0	0	0	.000	0	0	0-0	0	0	0	.000
2022	.000	2-0	0	0	0	0	0	0	0	0	.000	0	0	0	0	.000	0	0	0-0	0	1	0	1.000
TOTAL	.000	8-0	0	0	0	0	0	0	0	0	.000	0	0	0	0	.000	0	0	0-0	0	1	0	1.000

Year	era	w-l	app	gs	cg	sho	sv	ip	h	r	er	bb	so	2b	3b	hr	bf	bavg	wp	hbp	bk	sfa	sha
2021	7.36	0-0	6	0	0	0/0	0	3.2	0	6	3	5	5	0	0	0	19	.000	3	1	0	0	0
2022	2.25	0-0	2	0	0	0/0	0	4.0	4	1	1	3	5	2	0	0	19	.250	3	0	0	0	0
TOTAL	4.70	0-0	8	0	0	0/0	0	7.2	4	7	4	8	10	2	0	0	38	.138	6	1	0	0	0

SINGLE-GAME HIGHS [all-time ranking]:

Innings pitched: 2.1, vs California, 02-20-22

Walks allowed: 2, vs California, 02-20-22; at Air Force, 05-23-21

Strikeouts: 3, vs TCU, 02-18-22

Batters faced: 12, vs California, 02-20-22

Field chances: 1, vs California, 02-20-22

Assists: 1, vs California, 02-20-22

Individual Career History

JOHNSON, Deron

Year	avg	gp-gs	ab	r	h	2b	3b	hr	rbi	tb	slg%	bb	hbp	so	gdp	ob%	sf	sh	sb-att	po	a	e	fld%
2019	.225	21-8	40	7	9	4	0	0	2	13	.325	6	0	11	1	.326	0	0	0-0	50	7	1	.983
2020	.250	3-1	4	0	1	0	0	0	0	1	.250	0	0	2	0	.250	0	0	0-0	3	0	0	1.000
2022	.000	2-0	2	0	0	0	0	0	0	0	.000	1	0	1	0	.333	0	0	0-0	0	0	0	.000
TOTAL	.217	26-9	46	7	10	4	0	0	2	14	.304	7	0	14	1	.321	0	0	0-0	53	7	1	.984

SINGLE-GAME HIGHS [all-time ranking]:

Hits: 2, at Air Force, Apr 18, 2019

Doubles: 2 [1-5th], at Air Force, Apr 18, 2019

Total bases: 4, at Air Force, Apr 18, 2019

RBI: 1, at Air Force, Apr 18, 2019; Seattle, Mar 17, 2019

Runs scored: 2, Seattle, Mar 17, 2019

Walks: 2, Texas Tech, Mar 06, 2019

Struck out: 2, Air Force, Apr 19, 2019

At bats: 4, 4 times

Field chances: 14, Air Force, Apr 19, 2019

Putouts: 10, at UC Irvine, Apr 16, 2019; New Mexico, May 18, 2019

Assists: 4, Air Force, Apr 19, 2019

JONES, Avery

Year	avg	gp-gs	ab	r	h	2b	3b	hr	rbi	tb	slg%	bb	hbp	so	gdp	ob%	sf	sh	sb-att	po	a	e	fld%
2020	.000	4-1	0	0	0	0	0	0	0	0	.000	0	0	0	0	.000	0	0	0-0	0	1	0	1.000
2021	.000	3-0	0	0	0	0	0	0	0	0	.000	0	0	0	0	.000	0	0	0-0	0	0	0	.000
2022	.000	1-0	0	0	0	0	0	0	0	0	.000	0	0	0	0	.000	0	0	0-0	0	0	0	.000
TOTAL	.000	8-1	0	0	0	0	0	0	0	0	.000	0	0	0	0	.000	0	0	0-0	0	1	0	1.000

Year	era	w-l	app	gs	cg	sho	sv	ip	h	r	er	bb	so	2b	3b	hr	bf	bavg	wp	hbp	bk	sfa	sha
2020	0.00	1-0	4	1	0	0/1	0	6.1	4	0	0	4	5	1	0	0	28	.182	1	2	0	0	0
2021	6.75	1-0	3	0	0	0/0	0	5.1	5	4	4	4	2	1	1	0	25	.250	1	1	0	0	0
2022	27.00	0-0	1	0	0	0/0	0	1.0	2	3	3	1	0	0	1	0	6	.400	0	0	0	0	0
TOTAL	4.97	2-0	8	1	0	0/1	0	12.2	11	7	7	9	7	2	2	0	59	.234	2	3	0	0	0

SINGLE-GAME HIGHS [all-time ranking]:

Innings pitched: 3.1, at UC Irvine, Feb 25, 2020

Walks allowed: 2, 4 times

Strikeouts: 2, at Air Force, 05-23-21; Oregon State, Feb 29, 2020

Batters faced: 15, at UC Irvine, Feb 25, 2020

Field chances: 1, at UC Irvine, Feb 25, 2020

Assists: 1, at UC Irvine, Feb 25, 2020

Individual Career History

LEONHARDT, Brian

Year	avg	gp-gs	ab	r	h	2b	3b	hr	rbi	tb	slg%	bb	hbp	so	gdp	ob%	sf	sh	sb-att	po	a	e	fld%
2019	.272	48-45	162	20	44	14	1	1	34	63	.389	14	1	29	3	.326	4	2	2-3	258	22	10	.966
2020	.269	16-16	52	10	14	0	0	2	12	20	.385	6	0	10	3	.333	2	1	0-0	64	6	2	.972
2021	.305	46-44	151	29	46	7	1	2	47	61	.404	20	2	27	4	.374	9	0	0-2	4	3	0	1.000
2022	.235	4-4	17	3	4	0	0	1	3	7	.412	0	0	3	0	.235	0	0	0-0	20	1	1	.955
TOTAL	.283	114-109	382	62	108	21	2	6	96	151	.395	40	3	69	10	.343	15	3	2-5	346	32	13	.967

Year	era	w-l	app	gs	cq	sho	sv	ip	h	r	er	bb	so	2b	3b	hr	bf	bavg	wp	hbp	bk	sfa	sha
2019	6.62	1-0	9	2	0	0/0	0	17.2	24	13	13	12	17	3	1	1	86	.343	3	3	0	1	0
2020	2.08	0-0	4	2	0	0/0	0	8.2	6	3	2	5	7	0	0	0	41	.207	3	3	0	1	3
2021	6.19	1-2	15	7	0	0/0	0	32.0	38	29	22	15	24	9	1	4	153	.284	6	3	1	1	0
TOTAL	5.71	2-2	28	11	0	0/0	0	58.1	68	45	37	32	48	12	2	5	280	.292	12	9	1	3	3

SINGLE-GAME HIGHS [all-time ranking]:

Hits: 4 [t-5th], at Air Force, 05-22-21
 Doubles: 2 [t-5th], LMU, Apr 09, 2019; UC Irvine, Feb 19, 2019
 Triples: 1 [t-1st], San Jose State, 05-08-21; Seattle, Mar 17, 2019
 Home runs: 1 [t-7th], 6 times
 Total bases: 6, at UC San Diego, Feb 28, 2021
 RBI: 6 [t-1st], at Air Force, 05-22-21
 Runs scored: 3, at Fresno State, 04-18-21; San Jose State, 05-08-21; at UC San Diego, Feb 28, 2021
 Walks: 2, Fresno State, 03-06-21; San Jose State, 05-08-21; Texas Tech, Mar 05, 2019
 Hit by pitch: 1, Fresno State, 03-07-21; at New Mexico, 05-28-21; at LMU, Mar 19, 2019
 Struck out: 2, 14 times
 Sac flies: 1 [t-4th], 15 times
 Sac bunts: 1 [t-3rd], USC, Feb 23, 2020; Seattle, Mar 15, 2019; at LMU, Mar 19, 2019
 At bats: 6 [t-7th], at New Mexico, Mar 23, 2019
 Stolen bases: 1, San Francisco, Feb 15, 2019; at New Mexico, Mar 24, 2019
 Caught stealing: 1 [t-2nd], UNLV, 03-13-21; at New Mexico, 05-28-21; Seattle, Mar 16, 2019
 Innings pitched: 4.2, at New Mexico, 05-29-21
 Walks allowed: 3, 4 times
 Strikeouts: 5, Arizona, Mar 25, 2019
 Batters faced: 21, 4 times
 Field chances: 15 [t-10th], San Diego, Feb 26, 2019; Fresno State, Mar 29, 2019
 Putouts: 15 [t-3rd], Fresno State, Mar 29, 2019
 Assists: 3, at Cal State Fullerton, Apr 14, 2019; Fresno State, Mar 31, 2019
 Runners CS: 1, Air Force, 03-20-21

MELTON, Troy

Year	avg	gp-gs	ab	r	h	2b	3b	hr	rbi	tb	slg%	bb	hbp	so	gdp	ob%	sf	sh	sb-att	po	a	e	fld%
2019	.000	4-0	0	0	0	0	0	0	0	0	.000	0	0	0	0	.000	0	0	0-0	0	0	0	.000
2020	.000	4-4	0	0	0	0	0	0	0	0	.000	0	0	0	0	.000	0	0	0-0	1	3	1	.800
2021	.000	15-15	0	0	0	0	0	0	0	0	.000	0	0	0	0	.000	0	0	0-0	2	10	1	.923
TOTAL	.000	23-19	0	0	0	0	0	0	0	0	.000	0	0	0	0	.000	0	0	0-0	3	13	2	.889

Year	era	w-l	app	gs	cq	sho	sv	ip	h	r	er	bb	so	2b	3b	hr	bf	bavg	wp	hbp	bk	sfa	sha
2019	6.75	0-0	4	0	0	0/0	0	2.2	6	3	2	0	5	0	0	1	16	.429	0	2	0	0	0
2020	3.22	3-1	4	4	0	0/1	0	22.1	15	9	8	9	26	1	0	3	91	.192	3	3	0	0	1
2021	6.14	4-5	15	15	1	1/0	0	73.1	87	59	50	30	83	18	3	12	340	.291	7	7	0	1	3
TOTAL	5.49	7-6	23	19	1	1/1	0	98.1	108	71	60	39	114	19	3	16	447	.276	10	12	0	1	4

SINGLE-GAME HIGHS [all-time ranking]:

Innings pitched: 7.0, Fresno State, 03-06-21; Air Force, 03-20-21; New Mexico, 04-02-21
 Walks allowed: 5 [t-1st], UNLV, 03-13-21
 Strikeouts: 9 [t-4th], Fresno State, 03-06-21; Dixie State, 04-24-21; Oregon State, Feb 29, 2020
 Batters faced: 27, UNLV, 03-13-21; Air Force, 03-20-21; New Mexico, 04-02-21
 Field chances: 2, 6 times
 Putouts: 1, San Diego, 02-19-21; at Oklahoma, Mar 07, 2020; at San Jose State, Mar 27, 2021
 Assists: 2, 5 times
 Runners CS: 2 [t-2nd], at New Mexico, 05-28-21

Individual Career History

MILLER, Caden

Year	avg	gp-gs	ab	r	h	2b	3b	hr	rbi	tb	slg%	bb	hbp	so	gdp	ob%	sf	sh	sb-att	po	a	e	fld%
2020	.053	9-8	19	1	1	0	0	0	1	1	.053	3	1	8	0	.217	0	2	0-0	15	24	3	.929
2021	.345	44-44	148	43	51	6	3	0	30	63	.426	25	8	28	2	.464	0	1	8-8	65	103	3	.982
2022	.313	4-4	16	2	5	0	0	0	1	5	.313	1	0	3	0	.353	0	0	1-2	4	7	0	1.000
TOTAL	.311	57-56	183	46	57	6	3	0	32	69	.377	29	9	39	2	.430	0	3	9-10	84	134	6	.973

SINGLE-GAME HIGHS [all-time ranking]:

Hits: 3, at Fresno State, 04-17-21; at Fresno State, 04-18-21; at UC San Diego, Feb 28, 2021

Doubles: 1, 6 times

Triples: 1 [t-1st], Dixie State, 04-24-21; San Jose State, 05-08-21; at San Jose State, Mar 28, 2021

Total bases: 4, Dixie State, 04-24-21; San Jose State, 05-08-21; at UC San Diego, Feb 28, 2021

RBI: 4, at Fresno State, 04-18-21

Runs scored: 3, 4 times

Walks: 3 [t-1st], New Mexico, 04-03-21; Nevada, 04-10-21

Hit by pitch: 1, 9 times

Struck out: 2, 9 times

Sac bunts: 1 [t-3rd], at Air Force, 05-22-21; vs UNC Greensboro, Feb 16, 2020; USC, Feb 23, 2020

At bats: 5, 6 times

Stolen bases: 1, 9 times

Caught stealing: 1 [t-2nd], vs Houston, 02-19-22

Field chances: 9, UNLV, 03-14-21

Putouts: 4, 6 times

Assists: 7 [t-2nd], UNLV, 03-14-21

MONTROYA, Shaun

Year	avg	gp-gs	ab	r	h	2b	3b	hr	rbi	tb	slg%	bb	hbp	so	gdp	ob%	sf	sh	sb-att	po	a	e	fld%
2022	.000	1-1	3	0	0	0	0	0	0	0	.000	0	0	0	0	.000	0	0	0-1	2	0	0	1.000
TOTAL	.000	1-1	3	0	0	0	0	0	0	0	.000	0	0	0	0	.000	0	0	0-1	2	0	0	1.000

SINGLE-GAME HIGHS [all-time ranking]:

At bats: 3, vs California, 02-20-22

Caught stealing: 1 [t-2nd], vs California, 02-20-22

Field chances: 2, vs California, 02-20-22

Putouts: 2, vs California, 02-20-22

Individual Career History

PYATT, Fisher

Year	avg	gp-gs	ab	r	h	2b	3b	hr	rbi	tb	slg%	bb	hbp	so	gdp	ob%	sf	sh	sb-att	po	a	e	fld%
2021	.240	19-15	50	8	12	2	0	0	0	14	.280	8	5	10	1	.397	0	0	0-0	14	17	5	.861
2022	.000	1-0	1	0	0	0	0	0	0	0	.000	0	0	1	0	.000	0	0	0-0	0	0	0	.000
TOTAL	.235	20-15	51	8	12	2	0	0	0	14	.275	8	5	11	1	.391	0	0	0-0	14	17	5	.861

SINGLE-GAME HIGHS [all-time ranking]:

Hits: 3, New Mexico, 04-03-21

Doubles: 1, Nevada, 04-10-21; Dixie State, 04-24-21

Total bases: 3, New Mexico, 04-03-21

Runs scored: 2, New Mexico, 04-03-21; at San Jose State, Mar 27, 2021

Walks: 2, Nevada, 04-10-21; Nevada, 04-11-21

Hit by pitch: 1, UNLV, 03-13-21; Dixie State, 04-24-21; at San Jose State, Mar 27, 2021

Struck out: 2, San Jose State, 05-08-21

At bats: 5, Nevada, 04-10-21

Field chances: 5, UNLV, 03-13-21

Putouts: 2, UNLV, 03-13-21; Dixie State, 04-25-21

Assists: 3, UNLV, 03-13-21

RHEE, Charlie

Year	avg	gp-gs	ab	r	h	2b	3b	hr	rbi	tb	slg%	bb	hbp	so	gdp	ob%	sf	sh	sb-att	po	a	e	fld%
2021	.200	13-1	10	3	2	0	0	0	1	2	.200	2	0	1	0	.333	0	0	0-0	10	0	0	1.000
2022	1.000	1-0	1	0	1	0	0	0	2	1	1.000	0	0	0	0	1.000	0	0	0-0	1	0	0	1.000
TOTAL	.273	14-1	11	3	3	0	0	0	3	3	.273	2	0	1	0	.385	0	0	0-0	11	0	0	1.000

SINGLE-GAME HIGHS [all-time ranking]:

Hits: 1, UC San Diego, 02-27-21; at UC Irvine, Feb 22, 2022; at San Jose State, Mar 27, 2021

Total bases: 1, UC San Diego, 02-27-21; at UC Irvine, Feb 22, 2022; at San Jose State, Mar 27, 2021

RBI: 2, at UC Irvine, Feb 22, 2022

Runs scored: 1, UC San Diego, 02-26-21; Fresno State, 03-06-21; at San Jose State, Mar 28, 2021

Walks: 1, Fresno State, 03-06-21; New Mexico, 04-03-21

Struck out: 1, San Jose State, 05-08-21

At bats: 4, UC San Diego, 02-27-21

Field chances: 5, UC San Diego, 02-27-21

Putouts: 5, UC San Diego, 02-27-21

Individual Career History

RODRIGUEZ, Alex

Year	avg	gp-gs	ab	r	h	2b	3b	hr	rbi	tb	slg%	bb	hbp	so	gdp	ob%	sf	sh	sb-att	po	a	e	fld%
2022	.364	4-4	11	1	4	0	0	0	1	4	.364	2	1	3	0	.500	0	0	0-1	2	5	0	1.000
TOTAL	.364	4-4	11	1	4	0	0	0	1	4	.364	2	1	3	0	.500	0	0	0-1	2	5	0	1.000

SINGLE-GAME HIGHS [all-time ranking]:

Hits: 3, vs TCU, 02-18-22

Total bases: 3, vs TCU, 02-18-22

RBI: 1, vs TCU, 02-18-22

Runs scored: 1, vs Houston, 02-19-22

Walks: 1, vs Houston, 02-19-22; at UC Irvine, Feb 22, 2022

Hit by pitch: 1, vs Houston, 02-19-22

Struck out: 2, vs California, 02-20-22

At bats: 4, vs TCU, 02-18-22

Caught stealing: 1 [t-2nd], vs TCU, 02-18-22

Field chances: 2, vs TCU, 02-18-22; vs Houston, 02-19-22; at UC Irvine, Feb 22, 2022

Putouts: 1, vs TCU, 02-18-22; vs Houston, 02-19-22

Assists: 2, at UC Irvine, Feb 22, 2022

RUIZ, Poncho

Year	avg	gp-gs	ab	r	h	2b	3b	hr	rbi	tb	slg%	bb	hbp	so	gdp	ob%	sf	sh	sb-att	po	a	e	fld%
2021	.300	21-13	60	13	18	1	1	3	20	30	.500	5	0	8	5	.348	1	0	1-1	71	6	1	.987
2022	.231	4-4	13	2	3	0	0	1	3	6	.462	1	0	3	0	.267	1	0	0-0	34	4	0	1.000
TOTAL	.288	25-17	73	15	21	1	1	4	23	36	.493	6	0	11	5	.333	2	0	1-1	105	10	1	.991

SINGLE-GAME HIGHS [all-time ranking]:

Hits: 4 [t-5th], at Air Force, 05-23-21

Doubles: 1, at Air Force, 05-22-21

Triples: 1 [t-1st], at New Mexico, 05-29-21

Home runs: 1 [t-7th], 4 times

Total bases: 4, 6 times

RBI: 4, San Jose State, 05-09-21

Runs scored: 2, 5 times

Walks: 1, 6 times

Struck out: 3 [t-6th], vs TCU, 02-18-22

Sac flies: 1 [t-4th], vs Houston, 02-19-22; Dixie State, 04-24-21

At bats: 6 [t-7th], at Air Force, 05-23-21

Stolen bases: 1, at Air Force, 05-22-21

Field chances: 15 [t-10th], vs Houston, 02-19-22

Putouts: 13, vs Houston, 02-19-22

Assists: 2, 4 times

Runners CS: 2 [t-2nd], vs Houston, 02-19-22

Individual Career History

SAUER, Kelena

Year	avg	gp-gs	ab	r	h	2b	3b	hr	rbi	tb	slg%	bb	hbp	so	gdp	ob%	sf	sh	sb-att	po	a	e	fld%
2021	.000	14-1	0	0	0	0	0	0	0	0	.000	0	0	0	0	.000	0	0	0-0	1	0	0	1.000
2022	.000	1-1	0	0	0	0	0	0	0	0	.000	0	0	0	0	.000	0	0	0-0	0	0	0	.000
TOTAL	.000	15-2	0	0	0	0	0	0	0	0	.000	0	0	0	0	.000	0	0	0-0	1	0	0	1.000

Year	era	w-l	app	gs	cg	sho	sv	ip	h	r	er	bb	so	2b	3b	hr	bf	bavg	wp	hbp	bk	sfa	sha
2021	4.20	1-0	14	1	0	0/1	1	15.0	14	10	7	14	19	2	0	1	76	.246	4	2	0	2	1
2022	1.80	1-0	1	1	0	0/0	0	5.0	3	1	1	2	6	0	1	0	19	.176	2	0	0	0	0
TOTAL	3.60	2-0	15	2	0	0/1	1	20.0	17	11	8	16	25	2	1	1	95	.230	6	2	0	2	1

SINGLE-GAME HIGHS [all-time ranking]:
 Innings pitched: 5.0, vs Houston, 02-19-22
 Walks allowed: 2, 6 times
 Strikeouts: 6, vs Houston, 02-19-22
 Batters faced: 19, vs Houston, 02-19-22
 Field chances: 1, New Mexico, 04-03-21
 Putouts: 1, New Mexico, 04-03-21
 Runners CS: 2 [t-2nd], vs Houston, 02-19-22

SIPE, Evan

Year	avg	gp-gs	ab	r	h	2b	3b	hr	rbi	tb	slg%	bb	hbp	so	gdp	ob%	sf	sh	sb-att	po	a	e	fld%
2022	.000	1-0	0	0	0	0	0	0	0	0	.000	0	1	0	0	1.000	0	0	0-0	1	0	0	1.000
TOTAL	.000	1-0	0	0	0	0	0	0	0	0	.000	0	1	0	0	1.000	0	0	0-0	1	0	0	1.000

SINGLE-GAME HIGHS [all-time ranking]:
 Hit by pitch: 1, at UC Irvine, Feb 22, 2022
 Field chances: 1, at UC Irvine, Feb 22, 2022
 Putouts: 1, at UC Irvine, Feb 22, 2022

Individual Career History

TIBBETT, Ricky

Year	avg	gp-gs	ab	r	h	2b	3b	hr	rbi	tb	slg%	bb	hbp	so	gdp	ob%	sf	sh	sb-att	po	a	e	fld%
2020	.000	3-0	0	0	0	0	0	0	0	0	.000	0	0	0	0	.000	0	0	0-0	0	0	0	.000
2021	.000	16-7	0	0	0	0	0	0	0	0	.000	0	0	0	0	.000	0	0	0-0	2	7	0	1.000
2022	.000	2-0	0	0	0	0	0	0	0	0	.000	0	0	0	0	.000	0	0	0-0	0	0	0	.000
TOTAL	.000	21-7	0	0	0	0	0	0	0	0	.000	0	0	0	0	.000	0	0	0-0	2	7	0	1.000

Year	era	w-l	app	gs	cq	sho	sv	ip	h	r	er	bb	so	2b	3b	hr	bf	bavg	wp	hbp	bk	sfa	sha
2020	0.00	1-0	3	0	0	0/0	0	5.1	4	3	0	1	2	0	0	0	20	.211	0	0	0	0	0
2021	6.62	4-2	16	7	0	0/1	0	50.1	72	39	37	10	53	11	1	11	231	.341	5	6	0	3	1
2022	11.57	0-0	2	0	0	0/0	0	2.1	5	3	3	2	3	1	0	1	14	.417	1	0	0	0	0
TOTAL	6.21	5-2	21	7	0	0/1	0	58.0	81	45	40	13	58	12	1	12	265	.335	6	6	0	3	1

SINGLE-GAME HIGHS [all-time ranking]:

Innings pitched: 6.1, at San Jose State, Mar 28, 2021

Walks allowed: 2, 4 times

Strikeouts: 8, at San Jose State, Mar 28, 2021

Batters faced: 25, at San Jose State, Mar 28, 2021

Field chances: 2, at Nevada, 05-01-21

Putouts: 1, at Nevada, 05-01-21; San Jose State, 05-08-21

Assists: 1, 7 times

Runners CS: 1, Dixie State, 04-25-21; vs UNC Greensboro, Feb 16, 2020

WEEMS, Irvin

Year	avg	gp-gs	ab	r	h	2b	3b	hr	rbi	tb	slg%	bb	hbp	so	gdp	ob%	sf	sh	sb-att	po	a	e	fld%
2022	.000	3-3	6	0	0	0	0	0	0	0	.000	0	0	4	0	.000	0	1	0-0	6	0	0	1.000
TOTAL	.000	3-3	6	0	0	0	0	0	0	0	.000	0	0	4	0	.000	0	1	0-0	6	0	0	1.000

SINGLE-GAME HIGHS [all-time ranking]:

Struck out: 2, vs Houston, 02-19-22

Sac bunts: 1 [t-3rd], at UC Irvine, Feb 22, 2022

At bats: 3, vs Houston, 02-19-22

Field chances: 4, vs Houston, 02-19-22

Putouts: 4, vs Houston, 02-19-22