



# SAN DIEGO STATE BASEBALL

Media Relations Contact: Jim Solien | jsolien@sdsu.edu | O: 619-594-2576 | C: 619-341-9082 | www.GoAztecs.com | @GoAztecs

**SIX-TIME MOUNTAIN WEST TOURNAMENT CHAMPIONS 2000, 2013, 2014, 2015, 2017, 2018**

## 2022 SCHEDULE

2021 Record: 30-16; Mountain West 22-14  
(Home: 19-6; Away: 11-10; Neutral 0-0)

Day/Date	Opponent	Time
Friday, Feb. 18	vs. TCU+	5 p.m. MT
Saturday, Feb. 19	vs. Houston+	5 p.m. MT
Sunday, Feb. 20	vs. California+	2 p.m. MT
Tuesday, Feb. 22	at UC Irvine	6 p.m. PT
Friday, February 25	Hawai'i^	6 p.m. PT
Saturday, Feb. 26	Utah^	6 p.m. PT
Sunday, Feb. 27	Utah^	2 p.m. PT
Monday, Feb. 28	Hawai'i	6 p.m. PT
Tuesday, March 1	UC Irvine	6 p.m. PT
Friday, March 4	Arizona State	6 p.m. PT
Saturday, March 5	Arizona State	6 p.m. PT
Sunday, March 6	Arizona State	1 p.m. PT
Friday, March 11	UNLV*	6 p.m. PT
Saturday, March 12	UNLV*	6 p.m. PT
Sunday, March 13	UNLV*	1 p.m. PT
Tuesday, March 15	Iowa	6 p.m. PT
Friday, March 18	at San José State*	6 p.m. PT
Saturday, March 19	at San José State*	2 p.m. PT
Sunday, March 20	at San José State*	Noon PT
Tuesday, March 22	at UC San Diego	6 p.m. PT
Friday, March 25	Fresno State*	6 p.m. PT
Saturday, March 26	Fresno State*	6 p.m. PT
Sunday, March 27	Fresno State*	1 p.m. PT
Tuesday, March 29	UC San Diego	6 p.m. PT
Friday, April 1	at Nevada*	6 p.m. PT
Saturday, April 2	at Nevada*	6 p.m. PT
Sunday, April 3	at Nevada*	1 p.m. PT
Tuesday, April 5	Long Beach State	6 p.m. PT
Friday, April 8	San José State*	6 p.m. PT
Saturday, April 9	San José State*	6 p.m. PT
Sunday, April 10	San José State*	1 p.m. PT
Tuesday, April 12	at San Diego	6 p.m. PT
Thursday, April 14	at New Mexico*	6 p.m. MT
Friday, April 15	at New Mexico*	6 p.m. MT
Saturday, April 16	at New Mexico*	1 p.m. MT
Monday, April 18	San Diego	6 p.m. PT
Tuesday, April 19	at UC San Diego	6 p.m. PT
Thursday, April 21	Grand Canyon	6 p.m. PT
Friday, April 22	Grand Canyon	6 p.m. PT
Saturday, April 23	Stanford	6 p.m. PT
Sunday, April 24	Stanford	1 p.m. PT
Friday, April 29	at Fresno State*	6 p.m. PT
Saturday, April 30	at Fresno State*	6 p.m. PT
Sunday, May 1	at Fresno State*	1 p.m. PT
Tuesday, May 3	UC San Diego	6 p.m. PT
Wednesday, May 4	CSUN	6 p.m. PT
Friday, May 6	Air Force*	6 p.m. PT
Saturday, May 7	Air Force*	6 p.m. PT
Sunday, May 8	Air Force*	1 p.m. PT
Friday, May 13	Nevada*	6 p.m. PT
Saturday, May 14	Nevada*	6 p.m. PT
Sunday, May 15	Nevada*	1 p.m. PT
Thursday, May 19	at UNLV*	6 p.m. PT
Friday, May 20	at UNLV*	6 p.m. PT
Saturday, May 21	at UNLV*	Noon PT
Thurs.-Sun. May 26-29	Mountain West Tournament (San Diego, Calif.)	

+ - MLB4 Tournament (Scottsdale, Ariz.)  
^ - Tony Gwynn Legacy (San Diego, Calif.)  
\* - Mountain West game



## Game Week Preview

MLB4 Tournament  
Salt River Fields at Talking Stick | Scottsdale, Ariz.

### San Diego State vs. TCU

Friday, Feb. 18 | 5 p.m. MT/4 p.m. PT | MLB Network | MLB Network Radio/ESPNU Radio | Live Stats  
Series Record: TCU leads 24-13 | Last meeting: May 26, 2012; Aztecs won 12-11  
SDSU: TJ Fondtain, LHP (0-0, 0.00 ERA); TCU: Austin Krob LHP (8-1, 3.81 ERA, 85.0 IP)



### San Diego State vs. Houston

Saturday, Feb. 19 | 5 p.m. MT/4 p.m. PT | Live Stats  
Series Record: SDSU leads 7-3 | Last meeting: March 30, 2008; Aztecs won 9-6  
SDSU: Kelena Sauer, RHP (1-0, 4.20 ERA, 15.0 IP); UH: Logan Clayton RHP (JC Transfer)



### San Diego State vs. California

Sunday, Feb. 20 | 2 p.m. PT/1 p.m. PT | MLB Network Radio/ESPNU Radio | Live Stats  
Series Record: SDSU leads 5-3 | Last meeting: March 4, 2011; Aztecs won 2-1  
SDSU: Jacob Flores, RHP (0-0, 19.80 ERA, 5.0 IP); Cal: Joseph King, RHP (1-0, 3.38 ERA, 5.1 IP)



### AZTECS TO OPEN 2022 CAMPAIGN AT MLB4 TOURNAMENT

- > San Diego State opens its 83rd season of baseball competition this weekend when it travels to the desert for the MLB4 Tournament, Feb. 18-20, in Scottsdale, Arizona.
- > The three-day event will be held at Salt River Fields at Talking Stick, the award-winning facility is the shared spring training home of the Colorado Rockies and Arizona Diamondbacks.
- > The Aztecs will battle TCU in front of a national television audience via the MLB Network on Friday, beginning at 5 p.m. MT/4 p.m. PT. In addition, SDSU's clash with the Horned Frogs will be broadcast on MLB Network Radio (Sirius XM channel 89) and simulcast on ESPNU Radio (Sirius XM channel 84).
- > On Saturday, SDSU will lock horns with Houston at the same starting time of 5 p.m. MT/4 p.m. PT before wrapping up its season-opening excursion on Sunday with a showdown against California at 2 p.m. PT/1 p.m. MT.
- > All three contests this weekend will include live stats, while Sunday's showdown with the Golden Bears will air as well on MLB Network Radio (Sirius XM channel 89) and simulcast on ESPNU Radio (Sirius XM channel 84).

### SETTING THE SCENE

- > San Diego State returns 16 letterwinners from last year's squad that posted a 30-16 overall record and a 22-14 mark in the Mountain West. Among its regulars from last season, the Aztecs welcome back designated hitter/left-handed pitcher Brian Leonhardt, infielder Caden Miller, utility player Cole Carrigg, starting pitcher Troy Melton and fellow right-hander Ricky Tibbett.
- > SDSU was the lone school in the MW to win 30 games in 2021, capturing series victories in 12 of 15 weeks during the regular season. The Aztecs finished second in the conference race behind Nevada.
- > San Diego State was pegged for a third-place finish in the 2022 MW preseason coaches poll, trailing defending league champion Nevada and UNLV.
- > Individually, Troy Melton was selected to the preseason all-Mountain West team in a vote of the conference's seven head coaches. Last year, the Anaheim, California, native finished among the MW leaders in strikeouts (2nd - 83), innings pitched (4th - 73.1), opposing batting average (8th - .291) and wins (T-10th - 4) while allowing one walk or less in eight of his 15 starts.
- > Along with Melton, the Aztecs welcome back second baseman Caden Miller (.345) and designated hitter Brian Leonhardt (.305), both of whom contributed to a prolific SDSU offense that finished second nationally in 2021 with a .335 team batting average and ranked third with 9.1 runs per game.
- > Leonhardt tied for third in the conference with 47 RBIs last year, while Miller ranked eighth with a .464 on-base percentage and ninth with 43 runs scored.

### PROJECTED AZTEC STARTERS (2021 Statistics)

Position	Players	Avg.	AB	R	H	2B	3B	HR	RBI	BB	SO	SB-ATT
C	Poncho Ruiz	.300	60	13	18	1	1	3	20	5	8	0-0
1B	Brian Leonhardt	.305	151	29	46	7	1	2	47	20	27	0-2
2B	Alex Rodriguez	---	Sat out as a redshirt at USC in '21 before transferring to SDSU									
SS	Caden Miller	.345	148	43	51	6	3	0	30	25	28	0-1
3B	Tino Bethancourt	---	Utilized redshirt season in '21; No. 24 SS in CA for class of '20 by Perfect Game									
LF	Tyler Glowacki	---	CIF SD Section All-Star game participant; No. 21 OF in CA for class of '21 by Perfect Game									
CF	Cole Carrigg	.270	111	37	30	11	1	2	23	21	22	3-3
RF	Irvin Weems	---	First-team all-Southern Nevada honoree in '21; hit .561 with 5 HR, 27 RBI, 20 R, 13 SB									
DH	TJ Fondtain	.250	20	2	5	1	0	0	5	2	6	0-0

Pitching Rotation	ERA	W-L	G-GS-CG	Sv	IP	H	R	ER	BB	SO	B/Avg.
Fri. TJ Fondtain	---	First career pitching appearance; 16 games in '20-21 as a hitter with one start in LF									
Sat. Kelena Sauer	4.20	1-0	14-1-0	1	15.0	14	10	7	14	19	.246
Sun. Jacob Flores	19.80	0-0	7-0-0	0	5.0	6	12	11	11	6	.300

**GENERAL INFORMATION**

Location ..... San Diego, Calif.  
 Founded ..... 1897  
 Enrollment ..... 33,870  
 Nickname ..... Aztecs  
 Mascot ..... Aztec Warrior  
 Colors ..... Scarlet and Black (Pantone 187)  
 Conference ..... Mountain West  
 Affiliation ..... Division I  
 President ..... Dr. Adela de la Torre  
 Director of Athletics ..... John David Wicker  
 Faculty Representative ..... Patrick Papin

**BASEBALL COACHING STAFF**

Head Coach ..... Mark Martinez (Mesa State '84)  
 Overall Record ..... 215-150 (Eighth year)  
 Record at SDSU ..... 215-150 (Eighth year)  
 Assistant Coach/Pitching Coach ..... Shaun Cole (William Penn '04)  
 Assistant Coach ..... Sergio Brown (Cal State Fullerton '95)  
 Volunteer Assistant Coach ..... Chris Doyle (SDSU '17)  
 Baseball Office Phone ..... (619) 594-6889

**BASEBALL SUPPORT STAFF**

Director of Player Development/Camp Coordinator ..... Eric Lally  
 Student Managers ..... Justin Lawrence  
 Athletic Trainer ..... Bronson Santillan  
 Strength and Conditioning ..... James Chassin

**BASEBALL FACTS**

2021 Record ..... 30-16  
 2021 MW Record ..... 22-14  
 Lettermen Returning/Lost ..... 16/18  
 Position Starters Returning/Lost ..... 2/6  
 Pitchers Returning/Lost ..... 6/12  
 Total Players Returning ..... 23  
 Newcomers ..... 15  
 Incoming Freshmen ..... 10  
 Division I Transfers ..... 3  
 JC Transfers ..... 2

**FACILITY**

Home Field ..... Tony Gwynn Stadium  
 Capacity ..... 3,000  
 Surface ..... Natural Grass  
 Outfield Distances ..... 340-365-410-365-340

**SDSU MEDIA RELATIONS**

Senior Assoc. AD Media Relations ..... Mike May  
 Office Phone ..... (619) 594-5547  
 Baseball Contact ..... Jim Solien  
 E-Mail ..... jsolien@sdsu.edu  
 Office Phone ..... (619) 594-2576  
 Athletics Website ..... www.goaztecs.com  
 Twitter/Instagram ..... @goaztecs



**HEAD COACH MARK MARTINEZ**

> Mark Martinez is in his eighth season as head coach of the Aztecs and 17th overall as a member of the San Diego State staff after succeeding the late Tony Gwynn on August 20, 2014. He is just the fifth head coach in SDSU history since baseball was elevated to major sport status in 1936.  
 > During his tenure as the Aztecs' head coach, Martinez has compiled a 215-150 record (.589), highlighted by three Mountain West tournament championships in 2015, 2017 and 2018. He has also posted a 106-78 ledger (.576) in conference regular-season games.  
 > Since 2015, SDSU has garnered 30 all-Mountain West accolades under Martinez's tutelage, including back-to-back MW Pitchers of the Year Brett Seeburger (2017) and Garrett Hill (2018), as well as 2017 MW Player of the Year Danny Sheehan.  
 > Additionally, Martinez has mentored three freshman All-Americans in Chase Calabuig (2015), Casey Schmitt (2018) and Jaden Fein (2019), with the latter also receiving Mountain West Co-Freshman of the Year distinction last year.

> In 2017, Martinez recorded his 100th victory for the Scarlet and Black, becoming the fastest head coach in program history to reach the century mark in wins.

> Not to be outdone, Martinez also became the fastest head coach in Mountain West history to win three conference championships when the Aztecs captured the title in 2018.

> Martinez was hired as an assistant coach for the Aztecs in July of 2005 and served for nine years under head coach Tony Gwynn. During that time, he was promoted to the position of associate head coach.

> Since his arrival on The Mesa as an assistant coach, Martinez has witnessed 49 SDSU players get drafted into the professional ranks, with 10 of those selections making the major leagues (Stephen Strasburg, Addison Reed, Justin Masterson, Bruce Billings, Quintin Berry, Lance Zawadzki, Greg Allen, Ty France, Seby Zavala and Alan Trejo).

> Prior to his arrival at San Diego State, Martinez was an assistant coach at New Mexico for 17 seasons from 1989-2005. During his time as a hitting and infield coach, he helped develop the Lobos into one of the most prominent offensive teams in the country, with UNM ranking among the top 11 nationally in hitting over his final four seasons.

> Martinez served as an assistant at his alma mater, Mesa State College (now Colorado Mesa University) in Grand Junction, Colorado, from 1984-88. He played shortstop at the school from 1982-84, earning all-conference and all-district honors as a senior.

> Martinez graduated from Mesa State College (now Colorado Mesa) with a bachelor's degree in physical education in 1984 and completed his master's in sports administration at New Mexico in 1990.

**2022 AZTEC BASEBALL ROSTER**

No.	Player	Pos.	B-T	Ht.	Wt.	Yr.	Hometown / Last School
1	Caden Miller	IF	S-R	5-11	180	So.	Newhall, Calif. / Bishop Alemany HS
2	Brady Zavorek	IF	R-R	5-11	175	Fr.	Fresno, Calif. / Bullard HS
3	Kenny LeBeau	IF	L-R	5-10	175	R-Jr.	Granite Bay, Calif. / Sierra College
5	Fisher Pyatt	IF	S-R	6-0	180	So.	San Diego, Calif. / St. Augustine HS
8	Cole Carrigg	C/UTL	S-R	6-2	180	So.	Turlock, Calif. / Turlock HS
9	Charlie Rhee	OF	R-R	5-10	175	So.	San Diego, Calif. / St. Augustine HS
10	Tino Bethancourt	IF	R-R	6-2	190	R-Fr.	El Dorado Hills, Calif. / Oak Ridge HS
11	Avery Jones	RHP	R-R	6-6	215	Sr.	Gig Harbor Wash. / Central Arizona College
12	Max Foxcroft	IF	L-R	5-9	170	So.	Newport Coast, Calif. / Oregon
13	Alex Rodriguez	IF	R-R	6-2	180	R-Fr.	Upland, Calif. / USC
14	Irvin Weems	OF	R-R	6-0	190	Fr.	Las Vegas, Nev. / Durango HS
15	Xavier Carter	OF/IF	L-L	6-4	210	R-So.	Sacramento, Calif. / Capital Christian HS
18	Tyler Glowacki	OF	L-L	5-10	190	Fr.	San Diego, Calif. / Santana HS
21	Brian Leonhardt	IF/LHP	L-L	6-2	200	Jr.	San Diego, Calif. / Eastlake HS
22	Chris Canada	LHP	L-L	6-7	205	Fr.	Orange, Calif. / Orange Lutheran HS
23	Jonny Guzman	RHP	R-R	6-2	190	R-So.	Orange, Calif. / Orange Lutheran HS
24	Poncho Ruiz	C	R-R	6-2	195	So.	Tijuana, Mexico / Mater Dei HS (Chula Vista, Calif.)
25	Hunter Hargett	RHP	R-R	6-2	185	Fr.	San Diego, Calif. / Point Loma HS
26	Omar Serrano	RHP	R-R	6-4	170	Fr.	Downey, Calif. / Downey HS
27	Joseph Ingrassia	LHP	L-L	6-2	180	Fr.	San Diego, Calif. / Valhalla HS
28	TJ Fondtain	IF/LHP	L-L	6-4	190	So.	Clovis, Calif. / Buchanan HS
29	Robert Brodell	RHP	R-R	6-0	195	Jr.	Brawley, Calif. / Imperial Valley College
30	Hunter Cranton	RHP	R-R	6-3	195	R-So.	San Juan Capistrano, Calif. / Saddleback College
31	Blake Butcher	IF	L-R	6-0	200	Fr.	Newport Beach, Calif. / Corona del Mar HS
32	Ricky Tibbett	RHP	L-R	6-2	175	So.	San Diego, Calif. / Eastlake HS
35	Julian Jackson	RHP	L-R	6-8	225	So.	Powder Springs, Ga. / Eastern Kentucky
36	Jacob Flores	LHP	L-L	6-4	215	Sr.	Oxnard, Calif. / Rio Mesa HS
38	Ryan Faulks	RHP/IF	R-R	6-2	170	Fr.	Rancho Santa Margarita, Calif. / Trabuco Hills HS
39	Troy Melton	RHP	R-R	6-4	190	R-So.	Anaheim, Calif. / Canyon HS
40	Jaden Bercovich	RHP	R-R	6-2	210	Jr.	Reno, Nev. / Damonte HS
41	Deron Johnson	C	L-R	6-0	195	Jr.	Poway, Calif. / Poway HS
42	Shauna Montoya	OF	R-R	5-11	160	R-Fr.	Rancho Cucamonga, Calif. / UC Irvine
46	Trevor Hazelhurst	OF/LHP	L-L	6-2	210	R-So.	San Diego, Calif. / Grossmont College
47	Eldridge Armstrong III	RHP	R-R	6-2	205	Fr.	Simi Valley, Calif. / Monte Vista Academy
48	Johnny Giannola	UTL	R-R	5-11	210	R-Fr.	Dana Point, Calif. / Santa Margarita Catholic HS
50	Kelena Sauer	RHP	R-R	6-3	205	So.	Honolulu, Hawai'i / Kamehameha HS

**Head Coach:** 7 Mark Martinez (Mesa State, 1984; New Mexico, 1990), Eighth season  
**Assistant Coach/Pitching Coach:** 0 Shaun Cole (William Penn, 2004), First season  
**Assistant Coach/Recruiting Coordinator:** 20 Sergio Brown (Cal State Fullerton, 1995), First season  
**Volunteer Assistant Coach:** 33 Chris Doyle (San Diego State, 2017)  
**Director of Player Development/Camp Coordinator:** Eric Lally

**FOR OPENERS**

> San Diego State sports a record of 53-28-1 in season openers dating back to 1936 (SDSU did not field a team from 1943-45). Since attaining Division I status in 1969, the Aztecs are 33-19 in their annual debuts.

> SDSU has won its last five season openers - San Diego (2021), Virginia Tech (2020), San Francisco (2019), UC Santa Barbara (2018) and Pacific (2017) - giving the Scarlet and Black a 7-4 mark in its last 10 lid-lifters.

> When opening the season at home, SDSU sports a record of 17-10 in the Division I era, a 14-7 mark when beginning the year on the road and 2-2 ledger on a neutral diamond.

> Friday's clash will mark the Aztecs' fifth neutral-site opener in 53 years at the Division I level. SDSU opened with an 11-7 loss to New Mexico State at the 1999 Shootout in the Desert at Tempe, Arizona, before falling to UC Riverside 5-4 at the 2001 Caballeros Classic in Yuma. In 2009, the Scarlet and Black defeated Bethune-Cookman at the MLB Urban Invitational in Compton, California, before recording a 7-5 triumph over Virginia Tech in the 2020 Battle at the Beach event in Conway, South Carolina.

> The Aztecs will play their season opener away from Tony Gwynn Stadium for just the third time in the last eight years, including the aforementioned win over the Hokies in 2020 and a 6-4 setback at San José State in 2014.

**AZTEC WEEKEND ROTATION**

> San Diego State's projected pitching rotation this weekend will feature a pair of hurlers who have logged a combined five career starts and another who will be making his debut on the mound for the Scarlet and Black.

> TJ Fondtain (0-0, 0.00 ERA) is expected to make his first pitching appearance in a Aztec uniform vs. TCU on Friday after coming off the bench as a hitter in 15 of 16 games over the past two seasons. In 2021, the Clovis, California, native entered as a pinch hitter in the series opener against New Mexico and delivered the game-winning two-run single, as SDSU put up a six-spot in the bottom of the ninth for a dramatic 10-9 victory on April 2. He also smacked a key two-run double in the Aztecs' 8-7 nail-biter over Dixie State in game one of a doubleheader on April 24, before earning his first collegiate start as a left fielder in the nightcap of that twin bill. As a prep at Buchanan High School, Fondtain posted a 17-2 record and a 1.95 ERA in 31 career pitching appearances, compiling 132 strikeouts in 133.0 innings, according to MaxPreps. He helped the Bears to three consecutive berths in the CIF Central Section Division I playoffs, including a spot in the title game in 2017.

> On Saturday, Kelena Sauer (1-0, 4.20 ERA) will make his second career start for the Aztecs after posting a 1-0 record last season with a 4.20 ERA, one save and 19 strikeouts in 15.0 innings over 14 games. As a true freshman, Sauer held opponents scoreless in his first four appearances and eight for the season. In addition, he did not allow a hit in five of his games pitched. The Mililani, Hawaii, native set season highs with five strikeouts and 2 2/3 innings. Sauer made his lone start of the 2021 campaign in the series finale vs. Air Force on March 13, and was credited with his first collegiate victory in SDSU's 12-11 comeback victory at Fresno State on April 17, despite allowing two unearned runs in 2/3 innings. He picked up his first career save in his penultimate appearance of the year vs. San José State, recording a strikeout with the bases loaded to preserve the Aztecs' 8-3 win on May 9.

> Meanwhile, Jacob Flores (0-1, 19.80 ERA) is projected to get the call on Sunday against Cal. A native of Oxnard, California, Flores has appeared in 54 games for the Aztecs over the past four seasons with four starts to his credit, compiling a 4-2 record with a 4.24 ERA and two saves. In that span, he has struck out 88 batters against 61 walks in 80 2/3 innings. Flores last took the hill as a starter in SDSU's 2020 home opener vs. No. 25 Cal State Fullerton but did not earn the decision after tossing the first three innings of the Aztecs' 8-4 victory. However, the Aztec left-hander enjoyed his finest season as a collegian that year despite an abbreviated schedule due to the COVID-19 pandemic. Flores posted a 2-0 record in eight appearances with a 1.45 ERA, which ranked second in the Mountain West. He also finished among the league leaders in strikeouts (T-3rd - 25), strikeouts per 9 innings (3rd - 12.05) and opposing batting average (4th - .203). Last year, Flores battled an injury, finishing with six strikeouts in five innings of work over seven games.

**SERIES RECORD VS. TCU**

> San Diego State's all-time record vs. TCU stands at 13-24 in a series that began in 1998.

> The Aztecs are 7-10 against the Horned Frogs in San Diego, 5-13 in Fort Worth and 1-1 on a neutral field.

> The two sides have not met since the 2012 campaign when the teams split a pair of games at the MW Championship in Las Vegas, Nevada, capping TCU's final year in the conference.

> Both offenses were on full display in those two contests, as the Aztecs knocked TCU out of the tournament with a narrow 12-11 victory in an elimination game after dropping a wild 16-15 nail-biter to the Horned Frogs in the opener two days earlier. SDSU ultimately fell to New Mexico in the MW title game.

> TCU was scheduled to play the Aztecs at Tony Gwynn Stadium in a midweek clash on March 10, 2020; however, wet weather forced the cancellation of the game. Three days later, the remainder of the college baseball season was abruptly called off due to the COVID-19 pandemic.

**SERIES RECORD VS. HOUSTON**

> San Diego State sports a 7-3 record in 10 all-time meetings dating back to the 1982 campaign, when the Cougars eliminated the Aztecs from NCAA regional competition with a 13-3 triumph in Tempe, Arizona.

**2021 AZTEC GAME HIGHS**

**Team Batting**

At bats:	49, at UC San Diego <sup>1</sup> (2-28-21)
Runs scored:	21, at Fresno State (4-18-21)
Hits:	23, at Air Force (5-23-21) and at Fresno State (4-18-21)
RBIs:	19, at Air Force (5-23-21) and at Fresno State (4-18-21)
Doubles:	8, at Air Force (5-23-21)
Triples:	4, at New Mexico (5-29-21)
Home runs:	3, vs. San José State <sup>1</sup> (5-8-21)
Total bases:	37, at Air Force (5-23-21)
Walks:	9, Three times, last: at Air Force <sup>2</sup> (5-22-21)
Strikeouts:	10, Three times, last: vs. San José State <sup>2</sup> (5-8-21)
Sacrifice hits:	1, Five times, last: at Air Force <sup>2</sup> (5-22-21)
Sacrifice flies:	2, Five times, last: at Air Force (5-23-21)
Stolen bases:	8, at Air Force <sup>2</sup> (5-22-21)
Hit by pitch:	4, Four times, last: at Air Force (5-23-21)
Caught stealing:	2, at San José State <sup>1</sup> (3-27-21)
Runners LOB:	14, at Fresno State <sup>1</sup> (4-17-21)
Hit into DP:	4, at Nevada <sup>2</sup> (4-30-21) and vs. Fresno State <sup>1</sup> (3-6-21)

**Team Fielding**

Putouts:	33, at UC San Diego <sup>1</sup> (2-28-21)
Assists:	16, vs. San Diego (2-20-21)
Errors:	4, vs. New Mexico <sup>2</sup> (4-2-21)
Passed balls:	2, at Air Force (5-23-21) and vs. Nevada <sup>2</sup> (4-10-21)
Double Plays Turned:	3, vs. New Mexico (4-3-21) and at New Mexico <sup>2</sup> (5-28-21)

**Team Pitching**

Innings pitched:	11.0, at UC San Diego <sup>1</sup> (2-28-21)
Runs allowed:	18, vs. San Diego (2-20-21)
Earned runs:	16, vs. San Diego (2-20-21)
Walks allowed:	10, vs. San Diego (2-20-21) and vs. UC San Diego (2-27-21)
Strikeouts:	15, vs. Dixie State <sup>1</sup> (4-24-21)
Hits allowed:	21, at UNLV <sup>1</sup> (5-15-21)
Doubles allowed:	9, at Air Force <sup>2</sup> (5-22-21)
Triples allowed:	2, Three times, last: at New Mexico <sup>1</sup> (5-28-21)
Home Runs allowed:	6, at Nevada (5-1-21)
Wild pitches:	4, at Nevada (5-1-21) and at Fresno State <sup>1</sup> (4-17-21)
Hit batters:	6, vs. San Diego (2-19-21)

**Individual Batting**

At bats:	7, Three times, last: Mike Jarvis at Air Force (5-23-21)
Runs scored:	5, Jaden Fein at Fresno State (4-18-21)
Hits:	6, Jaden Fein at Fresno State (4-18-21)
RBIs:	6, Brian Leonhardt at Air Force <sup>1</sup> (5-22-21) and Wyatt Hendrie vs. Nevada <sup>1</sup> (4-10-21)
Doubles:	3, Wyatt Hendrie at Air Force (5-23-21) and Mike Jarvis vs. Nevada <sup>1</sup> (4-10-21)
Triples:	1, Seventeen times, last: by four players at New Mexico (5-29-21)
Home runs:	2, Jacob Cruce at New Mexico <sup>2</sup> (5-28-21)
Total Bases:	10, Jaden Fein at Fresno State (4-18-21)
Walks:	3, Caden Miller vs. Nevada <sup>1</sup> (4-10-21) and vs. New Mexico (4-3-21)
Strikeouts:	4, Jaden Fein at Air Force <sup>2</sup> (5-22-21)
Sacrifice hits:	1, Five times, last: Caden Miller at Air Force <sup>2</sup> (5-22-21)
Sacrifice flies:	1, Thirty-two times, last: Wyatt Hendrie at New Mexico (5-29-21)
Stolen bases:	3, Matt Rudick at Air Force <sup>2</sup> (5-22-21)
Hit by pitch:	2, Five times, last: Mike Jarvis at New Mexico <sup>2</sup> (5-28-21)
Caught stealing:	1, Twelve times, last: Brian Leonhardt at New Mexico <sup>2</sup> (5-28-21)
Runners LOB:	7, Three times, last: Mike Jarvis at Fresno State (4-18-21)

**Individual Fielding**

Putouts:	13, Jacob Cruce at Air Force <sup>2</sup> (5-22-21)
Assists:	7, Mike Jarvis at New Mexico (5-29-21) and Caden Miller vs. UNLV (3-14-21)
Errors:	2, Four times, last: Jacob Cruce at UNLV <sup>2</sup> (5-15-21)
Passed balls:	2, Wyatt Hendrie at Air Force (5-23-21) and vs. Nevada <sup>2</sup> (4-10-21)

**Individual Pitching**

Innings pitched:	8.0, Michael Paredes vs. UNLV <sup>1</sup> (3-13-21)
Runs allowed:	10, Michael Paredes at Nevada <sup>2</sup> (4-30-21)
Earned runs:	10, Michael Paredes at Nevada <sup>2</sup> (4-30-21)
Walks allowed:	5, Troy Melton vs. vs. UNLV <sup>2</sup> (3-13-21)
Strikeouts:	9, Three times, last: Troy Melton vs. Dixie State <sup>1</sup> (4-24-21)
Hits allowed:	10, Three times, last: Troy Melton at New Mexico <sup>2</sup> (5-28-21)
Doubles allowed:	4, Three times, last: Troy Melton at New Mexico <sup>2</sup> (5-28-21)
Triples allowed:	1, Thirteen times, last: Avery Jones at New Mexico (5-29-21)
Homers allowed:	4, Troy Melton vs. Dixie State <sup>1</sup> (4-24-21)
Wild pitches:	3, Ricky Tibbett at Nevada (5-1-21)
Hit batters:	4, Troy Melton vs. San Diego (2-20-21)



2021 MOUNTAIN WEST STANDINGS (As of Feb. 17)

Team	---Conference---			----Overall----			Strk
	W	L	Pct	W	L	Pct.	
San Diego State	0	0	.000	0	0	.000	--
Air Force	0	0	.000	0	0	.000	--
Fresno State	0	0	.000	0	0	.000	--
Nevada	0	0	.000	0	0	.000	--
New Mexico	0	0	.000	1	3	.000	--
San José State	0	0	.000	0	0	.000	--
UNLV	0	0	.000	0	0	.000	--

This Weekend in the MW

Friday, Feb. 18

MLB4 Tournament (Scottsdale, Ariz.)

San Diego State vs. TCU, 5 p.m. MT

Swig & Swine Classic (Charleston, S.C.)

Air Force vs. Iowa, noon ET

College Baseball Classic (Surprise, Ariz.)

New Mexico vs. Oregon State, noon MT

New Mexico vs. Gonzaga, 5 p.m. MT

Omaha at San José State, 3:05 p.m. PT

Nevada at Grand Canyon, 6 p.m. MT

Michigan State at UNLV, 6:05 p.m. PT

UC Riverside at Fresno State, 6:05 p.m. PT

Saturday, February 19

MLB4 Tournament (Scottsdale, Ariz.)

San Diego State vs. Houston, 5 p.m. MT

Swig & Swine Classic (Charleston, S.C.)

Air Force vs. Ball State, 3 p.m. ET

Air Force vs. Army, 7 p.m. ET

College Baseball Classic (Surprise, Ariz.)

New Mexico vs. Gonzaga, 5 p.m. MT

Omaha at San José State (DH), 12:05 p.m. PT

Michigan State at UNLV (DH), 1:05 p.m. PT

Nevada at Grand Canyon, 2 p.m. MT

UC Riverside at Fresno State, 6:05 p.m. PT

Sunday, February 16

MLB4 Tournament (Scottsdale, Ariz.)

San Diego State vs. California, 2 p.m. MT

Swig & Swine Classic (Charleston, S.C.)

Air Force vs. Richmond, 1 p.m. ET

College Baseball Classic (Surprise, Ariz.)

New Mexico vs. Oregon State, 5 p.m. MT

Nevada at Grand Canyon, noon MT

Michigan State at UNLV, 12:05 p.m. PT

Omaha at San José State, 12:05 p.m. PT

UC Riverside at Fresno State, 1:05 p.m. PT



> SDSU is 6-1 overall against UH in San Diego, 0-1 in Houston and 0-1 on a neutral diamond.  
 > SDSU swept a three-game series at Tony Gwynn Stadium, March 28-30, 2008, the last time the two sides played each other. The Aztecs posted an 8-0 shutout in the opener before winning by scores of 7-6 and 9-6.  
 > San Diego State and Houston also squared off in the inaugural game played at Petco Park on March 11, 2004, as the Scarlet and Black prevailed, 4-0, in the opener of the Aztec Invitational. The Aztecs-Cougars clash drew 40,106 fans, which marks the largest single-game attendance record for a college baseball game in NCAA history.

SERIES RECORD VS. CALIFORNIA

> Despite a series that dates back to 1947, San Diego State has faced the Golden Bears just eight times in program history, maintaining a 5-3 advantage.  
 > The teams last met on March 4, 2011 in Tony Gwynn Stadium, as the Aztecs edged a Cal squad that entered with a No. 14 ranking, 2-1.  
 > SDSU is 4-3 against the Golden Bears in San Diego and 1-0 in Berkeley (1947).

REWIND: AZTECS AMONG NCAA STATISTICAL LEADERS IN 2021

> San Diego State will likely alter its offensive approach during the 2022 campaign after a senior-laden team enjoyed an explosive season at the plate in 2021.  
 > Brian Leonhardt, Caden Miller and Cole Carrigg are the lone regulars from last year's squad that finished second in the nation with a .335 team batting average during the regular season and ranked third with 9.1 runs per game.  
 > In addition, the Aztecs ranked seventh in the country with a collective .413 on-base percentage and 13th with 420 runs scored overall.  
 > Leonhardt finished with a career-high .305 batting average tied for third in the Mountain West with 47 RBIs last year.  
 > Likewise, Miller enjoyed a banner season as well in 2021, compiling a personal-best .345 batting average while occupying the eighth spot in the conference with a .464 on-base percentage and the ninth position with 43 runs scored.  
 > SDSU will be tasked with filling the shoes of center fielder Matt Rudick (.409, 41 RBIs, 17 SB), right fielder Jaden Fein (.389, 19 2B, 53 RBIs), catcher Wyatt Hendrie (.379/.633/.464, 9 HR, 57 RBIs) and shortstop Mike Jarvis (.367, 17 2B, 32 RBI, 16 SB), all of whom were selected in the MLB First-Year Player Draft last July, along with starting pitcher Michael Paredes (4-0, 65 Ks, 77.1 IP).

TCU AT A GLANCE

> The Horned Frogs compiled a 41-19 overall record a 17-7 mark in the Big 12 Conference last season.  
 > TCU finished second in the Big 12 during the regular season but captured the league's tournament championship to secure a berth in the NCAA Regionals.  
 > Hosting their own Fort Worth Regional, the Horned Frogs opened with a 12-4 triumph over McNeese State but were eliminated from postseason play after falling to Dallas Baptist (8-6) and Oregon State (3-2).  
 > Last season, TCU posted a 20-8 record at home, a 14-6 mark on the road and a 7-5 ledger in neutral-site games.  
 > The Horned Frogs return two of their top three hitters from a year ago in outfielder Porter Brown (.342) and infielder Brayden Taylor (.324), the latter of whom received consensus Freshman All-America recognition and was named 2021 Big 12 Freshman of the Year.  
 > Prior to the 2022 campaign, Taylor earned a spot on the preseason all-Big 12 team along with junior pitcher Austin Krob.  
 > Krob is expected to be the Horned Frogs' starter vs. the Aztecs on Friday. Last year, the TCU left-hander landed on the Fort Worth all-regional team and was a second-team all-Big 12 selection after posting an 8-1 record with a 3.81 ERA and 96 strikeouts in 85 innings of work.  
 > Kirk Saarloos begins his first year as head coach of the Horned Frogs' program after serving as TCU's pitching coach since the 2012 campaign. Saarloos played seven years in the major leagues as a pitcher for the Houston Astros (2002-03), Oakland Athletics (2004-06, 2008) and Cincinnati Reds (2007).

HOUSTON AT A GLANCE

> The Cougars finished the 2021 campaign with a 19-34 overall record and a seventh-place mark of 7-2 in the American Athletic Conference. Houston was once again pegged for a seventh-place standing in the preseason AAC poll.  
 > Last season, the Cougars went 11-13 at home, 8-19 in road games and 0-2 on a neutral field.  
 > Senior Ryan Hernandez merited preseason all-AAC honors by Perfect Game at designated hitter. In 2021, Hernandez led Houston in hits (52), RBIs (37), home runs (11) and total bases (90).  
 > In all, Houston returns 14 letterwinners and 25 newcomers to its 2022 squad.  
 > Among those newcomers is right-handed pitcher Logan Clayton, who is scheduled to pitch against the Aztecs on Saturday. In 2021, Clayton posted a 2-1 record with a 4.86 ERA and 51 strikeouts in 37.0 innings at the College of Central Florida.  
 > The Cougars are guided by head coach Todd Whitting, who is entering his 12th year at his alma mater. He has amassed a record of 345-263-1, leading Houston to five conference championships and four regional appearances, including a super regional berth in 2014. Previously, Whitting spent seven years as an assistant coach at TCU (2004-10), including the last five as associate head coach.

CAL AT A GLANCE

> The Golden Bears are coming off 29-26 season in 2021, including a seventh-place finish in the Pac-12 with a 15-15 mark.  
 > Last year, Cal went 18-12 at home and 11-14 on the road but did not play any games at a neutral site.  
 > The Bears boast two players who landed on the USA Baseball Golden Spikes Award Preseason Watch List in junior right-handed pitcher Josh White and junior outfielder Dylan Beavers.  
 > Beavers was a consensus All-American in 2021, when he led the Pac-12 with 18 home runs, including 10 during conference play, while slashing .303/.401/.630 in 2021.  
 > White, meanwhile, posted the conference's second-lowest ERA (2.79) in 2021 while striking out 81 batters in 61.1 innings pitched.  
 > In addition, Beavers was recognized as a consensus 2022 preseason All-American, while White merited the same distinction by D1Baseball.com.  
 > Cal is expected to start junior right-hander Joseph King, who made five appearances in 2021, posting a 1-0 record with a 3.38 ERA and six strikeouts in 5.1 innings.  
 > The Bears are led by head coach Mike Neu, who is entering his fifth season on the Berkeley campus.  
 > Neu enjoyed a stellar career at the University of Miami, helping the Hurricanes capture the 1999 College World Series by notching three saves in four appearances in Omaha. He led the nation with 14.8 strikeouts per nine innings and earned All-America honors by Collegiate Baseball newspaper. Neu later played professionally with the Dodgers, Marlins, A's and Reds organizations.  
 > Cal sports two players on its roster from San Diego County in Garret Nielsen (OF/Carlsbad HS) and Jack Johnston (IF/Torrey Pines HS).

**NEWCOMERS READY TO STEP IN**

> San Diego State has added 15 newcomers for 2022, including 10 true freshmen, three Division I transfers and two junior college players.  
 > Among the Aztecs to start this weekend is infielder Alex Rodriguez, who utilized his redshirt season at USC in 2021 after graduating from Damien High School in La Verne, California, where he was a prep teammate of SDSU outfielder Shaun Montoya. Rodriguez was listed as the No. 20 shortstop in California for the class of 2020 by Perfect Game and was an all-Baseline League selection in 2018 and 2019.  
 > SDSU also expects a big splash from freshman outfielder Irvin Weems, who was ranked as the No. 4 outfielder and seventh-best player overall in Nevada for the class of 2021, according to Perfect Game. A graduate of Durango High School in Las Vegas, Weems earned first-team all-Southern Nevada honors by the Las Vegas Review-Journal as a senior after batting .561 (23-41) with four homers, nine doubles and 27 RBIs in just 15 games, according to MaxPreps. He also scored 20 runs and stole 13 bases in 16 attempts while posting a 1.121 slugging percentage and a .636 on-base percentage.  
 > Another freshman who has impressed in camp is outfielder Tyler Glowacki, a local product who brings a winning pedigree to The Mesa from nearby Santana High School, which captured the Grossmont Valley League championship in 2021 and advanced to the third round of CIF San Diego Section Open Division playoffs. Glowacki capped the year with an appearance in the CIF San Diego Section All-Star game at Petco Park. He earned a No. 21 ranking among outfielders in California for the class of 2021.  
 > Although he has been with the program for two years, Tino Bethancourt will likely see his first collegiate action for the Scarlet and Black this weekend at third base. Bethancourt sat out as a redshirt in 2021 after graduating from Oak Ridge High School in El Dorado Hills, California, where his senior season was limited to three games due to the COVID-19 pandemic. According to MaxPreps, he played 78 games during his prep career, batting .285 with three homers, 16 doubles, 37 RBIs and 50 runs scored while posting 12 stolen bases and a .427 on-base percentage.  
 > Likewise, right-handed pitcher Jadon Bercovich is another player who utilized his redshirt season in 2021 but looks ready to step into a relief role during the upcoming 2022 campaign. A graduate of Damonte Ranch High School in Reno, Nevada, Bercovich twice garnered all-conference accolades and was ranked as the No. 2 right-handed pitcher in that state for the class of 2020 by Perfect Game. He once set a school record with 13 strikeouts in a single game and also played for the Athletics squad at the prestigious Area Code games.  
 > Robert Brodell will be looking to secure a spot in the bullpen as well after playing two seasons at Imperial Valley College, where he struck out 59 batters in 53.1 innings on the mound. He ranked 23rd in the state as a freshman in 2019 with 10.31 strikeouts per nine innings. Brodell starred at Brawley Union High School, where he was a first-team all-conference selection and two-time MVP. The right-handed hurler contributed to a team that won three straight Imperial Valley League championships to go with a CIF San Diego Section Division III title as junior in 2017.  
 > Omar Serrano is another rookie pitcher who brings impressive credentials with him to The Mesa after a stellar prep career at Downey High School, where he earned all-CIF Southern Section Division IV honors as a senior after recording a 1.50 ERA in 12 appearances with 85 strikeouts in 70.0 innings, according to MaxPreps. Serrano tossed three shutouts in five of his victories that season, including a perfect game vs. Westlake in the first round of the CIF playoffs.  
 > UC Irvine transfer Shaun Montoya and utility player Johnny Giannola are two redshirt freshmen who will be vying for playing time as well this season after sitting out the 2021 season.

**AZTECS PICKED THIRD IN MOUNTAIN WEST PRESEASON POLL**

> In a vote of the league's seven head coaches, San Diego State was pegged for a third-place finish in the 2022 Mountain West preseason poll, as announced by the conference office on Feb. 10.  
 > The Aztecs garnered a total of 25 points, trailing preseason favorite Nevada (36 pts), which received six first-place votes, and second-place UNLV (29 pts), which netted the remaining first-place vote. Fresno State landed in the fourth spot just behind SDSU with 23 points, while Air Force (15 pts) was a distant fifth, followed by New Mexico (11 pts) and San José State (7 pts).

**2022 MW Preseason Coaches Poll**

Rank	Team (1st-place votes)	Pts.
1.	Nevada (6)	36
2.	UNLV (1)	29
3.	San Diego State	25
4.	Fresno State	23
5.	Air Force	16
6.	New Mexico	11
7.	San José State	7

**MELTON NAMED TO PRESEASON ALL-MOUNTAIN WEST TEAM**

> Starting pitcher Troy Melton earned a spot on the preseason all-Mountain West team announced on Feb. 10.  
 > A native of Anaheim, California, Melton finished among the Mountain West leaders in several categories last year, including strikeouts (2nd), innings pitched (4th), opposing batting average (8th - .291), wins (T-10th) and ERA (11th). The Aztec junior also issued one walk or less in eight of his appearances.  
 > In addition, Melton received MW Pitcher of the Week recognition after recording his first career shutout vs. Fresno State on March 7, 2021. Against the Bulldogs, he matched his collegiate best with nine strikeouts, allowing just four hits and one walk in the complete-game victory, as SDSU rolled to a 17-0 rout at home.  
 > Prior to the 2021 campaign, Melton was named to the USA Golden Spikes Award Preseason Watch List and was ranked 79th on D1Baseball.com's Top 100 college draft prospects.  
 > In 2020, Melton collected all-Mountain West accolades in a stellar season that was cut short due to the COVID-19 pandemic, logging a 3-1 record with a 3.22 ERA and 26 strikeouts. He shared the conference lead with three victories, which was tied for 23rd nationally, while his strikeouts and opposing batting average (.192) ranked second and third in the MW, respectively.

**MARTINEZ SIGNS CONTRACT EXTENSION**

> During the offseason, San Diego State head coach Mark Martinez signed a three-year contract extension that will keep him in the Aztec dugout through the 2026 season.  
 "Mark has been a tremendous asset to our baseball program, and I look forward to him continuing the success our teams have found on the field and in the classroom," said SDSU director of athletics John David Wicker. "Mark does a great job developing the overall student-athlete, and the young men in our program have certainly benefited, as has our entire Aztec community."  
 > Entering his eighth season as head coach at SDSU, Martinez has compiled a 215-150 record (.589), highlighted by three Mountain West tournament championships and a trio of NCAA regional appearances in 2015, 2017, 2018.  
 "I am very excited for the opportunity to maintain the tradition of excellence that has been established here at San Diego State," Martinez said. "I am extremely grateful for the support of our administration, alumni and Aztec community. Our program takes tremendous pride in competing for championships and developing young men into outstanding students, athletes and leaders."

**2021 SITUATIONAL RECORDS**

Overall.....	30-16
Home.....	19-6... W6
Road.....	11-10... W2
Current Streak.....	W2
Last 5.....	4-1
Last 10.....	6-4
Day Games.....	30-15... W1
Night Games (after 5 p.m.).....	0-1... L1
Mountain West games.....	22-14... W2
Mountain West home games.....	13-5... W2
Mountain West road games.....	9-9... W2
Non-conference games.....	8-2... W5
Games vs. WCC.....	2-1... L1
Games vs. Big West.....	3-1... W2
Following loss.....	11-5... W2
Following win.....	18-11... W1
February.....	5-2... W2
March.....	8-4... W1
April.....	9-5... L2
May.....	8-5... W2
in California.....	25-9... W7
in Nevada.....	0-6... L6
in Colorado.....	3-0... W3
in New Mexico.....	2-1... W2
Leading after 6.....	21-3... W4
Trailing after 6.....	6-11... L6
Tied after 6.....	3-2... W3
Leading after 7.....	19-2... W3
Trailing after 7.....	5-10... W1
Tied after 7.....	2-1... W2
Leading after 8.....	17-1... W3
Trailing after 8.....	2-11... W1
Tied after 8.....	6-0... W5
Extra Innings.....	4-0... W4
Walk-offs.....	5-1... L1
One-run games.....	7-2... W2
Run-rule games.....	5-4... L1
Aztecs score first.....	17-6... W4
Opponent scores first.....	13-10... W1
Shutouts.....	2-0... W2
Aztecs score 0-2 runs.....	0-4... L4
Aztecs score 3-5 runs.....	4-5... L2
Aztecs score 6 or more runs.....	26-7... W2
Aztecs hit 0 home runs.....	9-8... L1
Aztecs hit a home run.....	21-8... W4
Regular Season Series Openers.....	11-4... L1
Regular Season Series Finales.....	10-5... W2
on Friday.....	5-3... W1
on Saturday.....	16-9... W3
on Sunday.....	9-4... W1
Aztecs make no errors.....	11-2... W5
Opponent makes no errors.....	6-4... W4
Aztecs outhit opponent.....	24-6... W4
Opponent outhits Aztecs.....	5-10... W1
Hits are tied.....	1-0... W1

**NEW FACES ON THE COACHING STAFF**

- > San Diego State head coach Mark Martinez filled two vacancies with a pair of prominent hires over the summer, as Shaun Cole accepted the pitching coach position, while Sergio Brown assumed the role of assistant coach/recruiting coordinator.
- > Cole arrives on The Mesa after a two-year stint at Eastern Kentucky University, where he served as the Colonels' associate head coach/pitching coach in 2019-20.
- > During his tenure, Cole developed and guided one of EKU's most successful pitching staffs while enrolling three of the highest ranked recruiting classes in program history.
- > In Cole's first season in 2019, EKU set team records for strikeouts (510) and lowest opposing batting average (.258) while logging the most victories (32) since 2004 and lowest team ERA (4.79) since 2008.
- > Prior to his stint in the Bluegrass State, Cole served as coordinator for player development with the San Diego Padres, where he was involved in all aspects of baseball operations, scouting and player development.
- > Among his countless duties with the Padres, Cole assisted in player development for the team's minor league system, which was ranked No. 1 in MLB in 2018, including the Padres Dominican Republic Academy.
- > In 2016, Cole was also the pitching coach for the Tri-City Dust Devils, the Padres' short-season Class A affiliate based in Pasco, Washington, where he developed the organization's top pitching prospects.
- > In 2017, Cole served as the coordinator for San Diego's spring training facility in Arizona. In that role, he oversaw the daily operations of mini-camp, extended spring training, as well as two rookie ball teams during the Arizona Fall League. He also managed the AZL Padres that season.
- > From June 2014 to Sept. 2015, Cole served as the director of the 18U National Team for USA Baseball. Among his responsibilities was managing the Tournament of Stars presented by MLB and the 17U National Team Identification Series — both primary selection vehicles for the 18U National Team.
- > Prior to his hire at USA Baseball, Cole spent six seasons at Arizona from 2009-14, serving one year as the Wildcats' director of baseball operations before he was elevated to pitching coach. During Cole's tenure, Arizona made four NCAA regional appearances, highlighted by a College World Series title in 2012, the same season he was named National Pitching Coach of the Year by Collegiate Baseball newspaper.
- > Brown, meanwhile, who has a long association with perennial national power Cal State Fullerton both as a player and coach, arrived at SDSU after serving as the Titans' associate head coach/recruiting coordinator in 2020 and 2021.
- > Brown brings a plethora of postseason experience with him to "America's Finest City", having participated in eight NCAA Regionals, six NCAA Super Regionals and four College World Series as a coach and player. In addition, Brown is one of only two coaches in the history of college baseball to go to the College World Series with three different programs — Cal State Fullerton, UC Irvine and Arizona.
- > Throughout his career, Brown has recruited and/or coached 35 players with Major League Baseball experience.
- > Prior to his most recent stint at Fullerton, Brown spent four years at Arizona from 2016-19, helping the Wildcats to consecutive NCAA Tournament berths in his first two seasons, highlighted by a runner-up finish at the 2016 College World Series.
- > During his tenure in Tucson, five position players garnered multiple All-America honors by an array of national publications, while two student-athletes were named Freshmen All-Americans.
- > Brown was an infielder on Cal State Fullerton's 1995 national championship team after transferring from Cal Poly Pomona, where he competed from 1991-93. While at CPP, he was a member of Bronco squads that captured the CCAA co-championship in 1991 and earned a spot in the 1993 NCAA Division II West Regionals.

**GOING, GOING, GONE**

- > San Diego State homered in 29 of 46 games last season, posting a 21-8 record in those contests.
- > The Aztecs have emerged victorious in 43 of their last 58 games dating back to 2019 when launching one out of the park.
- > The Aztecs went 17-5 during the 2019 campaign when going yard and 5-2 in 2020.

**DELIVERING IN CRUNCH TIME**

- > The Aztecs batted .347 with two outs last season (190-547), 12 percentage points higher than their team average of .335 for the year.
- > In addition, SDSU compiled nearly 43 percent of its RBI total (162/380) with two outs in 2021.
- > The Aztecs were 5-1 in walk-off games last year and 4-0 in extra-inning contests.

**OTHER TRENDS**

- > The Aztecs are 95-18 in their last 113 games when scoring five or more runs, including a stellar 29-6 record last year after posting a 6-2 mark in 2020.
- > San Diego State is 58-24 in its last 82 games following a loss, including an 11-5 mark in 2021.
- > The Aztecs had their 29-game winning streak snapped when leading after six innings in the series finale against San Diego on Feb. 21, 2021.
- > On the flip side, SDSU put the brakes a 41-game losing streak when trailing after seven innings the previous day vs. the Toreros.
- > After scoring six runs in the bottom of the ninth in their dramatic 10-9 victory over New Mexico on April 2, 2021, the Aztecs snapped a 46-game losing streak when trailing after eight innings dating back to March 20, 2018, when SDSU rallied to beat CSU Bakersfield at home, 5-4.
- > Conversely, after UNLV registered an 11-10 comeback victory in the nightcap of a doubleheader in Las Vegas on May 15, 2021, the Aztecs had their 45-game winning streak halted when leading after eight innings. Prior to that game, SDSU's last loss when leading after the eighth occurred on March 10, 2019 in a 6-5 defeat to Nevada at home in 10 innings.

**MR. UTILITY**

- > Cole Carrigg displayed his versatility in his first year on The Mesa in 2021, appearing in six different positions for the Aztecs.
- > The Turlock, California, native made 21 starts at third, five in left field, three in center, three at second base and one at designated hitter.
- > Not to be outdone, Carrigg has made two appearances as a relief pitcher, allowing two unearned runs on three hits and a walk in 1 1/3 innings.
- > During a three-game series at Air Force in the penultimate weekend of the regular season, Carrigg hit .545 (6-11) with five RBIs and seven runs scored.

**STRIKEOUTS GALORE**

- > San Diego State recorded 27 games with 10 or more strikeouts during the 2019 campaign, marking the most double-digit strikeout performances for the Aztecs in the MW era (since 2000). SDSU surpassed the previous MW record of 23 set in a 10-6 win at Fresno State on May 11, 2019.
- > Last season, the Scarlet and Black registered 10 or more strikeouts in 18 games, notching a 15-3 record in those contests.
- > The Aztecs posted double-digit strikeouts in their last six home games of the 2021 campaign, including a combined 33 Ks in their three-game sweep over San José State, May 8-9, 2021.
- > Previously, in San Diego State's sweep of Dixie State, April 24-25, 2021, Trailblazer hitters were punched out 42 times during the series, including 15 in the doubleheader opener, which marked a season-high for the SDSU staff.
- > During the shortened 2020 season, the SDSU pitching staff completed seven games with 10 strikeouts: vs. Virginia Tech, Cal State Fullerton, Iowa, Nebraska, at UC Irvine and twice against Oregon State. Not surprisingly, the Scarlet and Black went 6-1 in those contests.
- > Dating back to 2019, the Aztecs are 37-15 in their last 52 games when striking out 10 or more batters.

**TOUGH AT HOME**

- > Since the start of the 2012 season, San Diego State is 175-106 (.612) when playing at home.
- > In 2018, the Aztecs set a program record with 25 home victories at Tony Gwynn Stadium (since 1997), besting the previous standard of 24 set in 1997, 2002 and 2014.

**LOCAL HEROES**

- > San Diego State boasts 11 players on its current roster who are alumni of San Diego County high schools, including Brian Leonhardt and Ricky Tibbett (Eastlake); Fisher Pyatt and Charlie Rhee (St. Augustine); Joseph Ingrassia (Valhalla); Trevor Hazelhurst (Granite Hills); Deron Johnson (Poway); Evan Sipe (San Marcos); Poncho Ruiz (Mater Dei Catholic); Tyler Glowacki (Santana) and Hunter Hargett (Point Loma).

**AZTECS IN MLB DRAFT**

- > Since 1965, San Diego State has had 223 student-athletes chosen in the MLB First-Year Player Draft.
- > In 2021, the Aztecs had five players picked in the MLB Draft, giving the Scarlet and Black 28 selections overall since 2015.
- > Infielder Mike Jarvis was selected by Pittsburgh in the sixth round with the 163rd pick, while catcher Wyatt Hendrie also went to the Pirates shortly thereafter in the seventh round in the 193rd spot overall.
- > In addition, the New York Mets grabbed center fielder Matt Rudick in the 13th round (382nd overall); right fielder Jaden Fein was selected by the Washington Nationals in the 15th round (443rd overall), while right-handed pitcher Michael Paredes was snapped up by the Minnesota Twins in the 18th round (549th overall).
- > SDSU's five MLB Draft picks in 2021 were the most by a Mountain West school after Fresno State and New Mexico had two apiece, followed by Nevada, San José State and UNLV with one each.

**MOUNTAIN WEST TOURNAMENT RETURNS TO SAN DIEGO**

- > After a one-year hiatus, the Mountain West Championship returns this season and will be conducted at Tony Gwynn Stadium, May 26-28. The top four teams in the MW regular-season standings will qualify for the double elimination tournament, with the winner receiving an automatic berth into NCAA regional competition. NCAA Regionals will be held June 3-5.
- > SDSU has hosted the MW Championship on four previous occasions, most recently after the 2018 season when the Aztecs claimed their fifth conference crown in a six-year span.

**CRAZY TONY GWYNN PLAYER STATS**


- > Tony Gwynn completed his illustrious career with a .338 lifetime batting average. Every other player who had a career batting average of at least .338 played before 1943.
- > Gwynn hit .368 over a five-year stretch between 1993 and 1997.
- > Gwynn faced Tom Glavine, Greg Maddux, Pedro Martinez, and John Smoltz a combined 323 times. He struck out three times over those at bats.
- > Gwynn never struck out more than 40 times in a season and struck out less than 20 times in six straight seasons. He had a career-low 15 strikeouts in 1995.




# 2022 AZTEC RADIO/TV ROSTER




**1**  
**Caden MILLER**  
So. | 5-11 | 180 | S-R  
IF | Newhall, Calif.




**2**  
**Brady ZAVOREK**  
Fr. | 5-11 | 175 | R-R  
IF | Fresno, Calif.



**3**  
**Kenny LeBEAU**  
R-Jr. | 5-10 | 175 | L-R  
IF | Granite Bay, Calif.



**5**  
**Fisher PYATT**  
So. | 6-0 | 180 | R-R  
IF | San Diego, Calif.



**8**  
**Cole CARRIGG**  
So. | 6-2 | 180 | S-R  
C/UT | Turlock, Calif.



**9**  
**Charlie RHEE**  
So. | 5-10 | 175 | R-R  
OF | San Diego, Calif.



**10**  
**Tino BETHANCOURT**  
R-Fr. | 6-2 | 190 | R-R  
IF | El Dorado Hills, Calif.



**11**  
**Avery JONES**  
Sr. | 6-6 | 215 | R-R  
IF | Gig Harbor, Wash.




**12**  
**Max FOXcroft**  
So. | 5-9 | 170 | L-R  
IF | Newport Coast, Calif.



**13**  
**Alex RODRIGUEZ**  
R-Fr. | 6-2 | 180 | R-R  
IF | Upland, Calif.




**14**  
**Irvin WEEMS**  
R-Jr. | 6-0 | 190 | R-R  
OF | Las Vegas, Nev.



**15**  
**Xavier CARTER**  
R-So. | 6-4 | 210 | L-L  
OF | Sacramento, Calif.



**18**  
**Tyler GLOWACKI**  
Fr. | 5-10 | 190 | L-L  
OF | San Diego, Calif.



**21**  
**Brian LEONHARDT**  
Jr. | 6-2 | 200 | L-L  
IF/LHP | San Diego, Calif.



**22**  
**Chris CANADA**  
Fr. | 6-7 | 205 | L-L  
IF | Orange, Calif.



**23**  
**Jonny GUZMAN**  
R-So. | 6-2 | 190 | R-R  
RHP | Orange, Calif.



**24**  
**Poncho RUIZ**  
So. | 6-2 | 190 | R-R  
C | Tijuana, B.C., Mexico



**25**  
**Hunter HARGETT**  
Fr. | 6-2 | 185 | R-R  
RHP | San Diego, Calif.



**26**  
**Omar SERRANO**  
R-Jr. | 6-4 | 170 | R-R  
RHP | Downey, Calif.




**27**  
**Joseph INGRASSIA**  
So. | 6-2 | 210 | L-L  
LHP | San Diego, Calif.



**28**  
**TJ FONDTAIN**  
So. | 6-4 | 190 | L-L  
IF/LHP | Clovis, Calif.



**29**  
**Robert BRODELL**  
Jr. | 6-0 | 195 | R-R  
RHP | Brawley, Calif.



**30**  
**Hunter CRANTON**  
R-So. | 6-3 | 195 | R-R  
RHP | San Juan Capistrano, Calif.



**31**  
**Blake BUTCHER**  
R-So. | 6-0 | 200 | L-R  
RHP | Newport Beach, Calif.




**32**  
**Ricky TIBBETT**  
So. | 6-2 | 175 | L-R  
RHP | San Diego, Calif.



**35**  
**Julian JACKSON**  
So. | 6-8 | 225 | L-R  
RHP | Powder Springs, Ga.



**36**  
**Jacob FLORES**  
Sr. | 6-4 | 215 | L-L  
LHP | Oxnard, Calif.




**38**  
**Ryan FAULK**  
R-So. | 6-4 | 210 | R-R  
RHP/IF | Rancho Santa Margarita, Calif.




**39**  
**Troy MELTON**  
Jr. | 6-4 | 190 | R-R  
RHP | Anaheim, Calif.



**40**  
**Jadon BERCOVICH**  
R-Fr. | 6-2 | 210 | R-R  
RHP | Reno, Nev.




**41**  
**Deron JOHNSON**  
Jr. | 6-0 | 195 | L-R  
C | Poway, Calif.




**42**  
**Shaun MONTOYA**  
R-So. | 6-2 | 190 | R-R  
OF | Rancho Cucamonga, Calif.




**45**  
**Evan SIPE**  
Fr. | 5-10 | 180 | R-R  
C | San Marcos, Calif.




**46**  
**Trevor HAZELHURST**  
R-So. | 6-2 | 210 | L-L  
OF/LHP | San Diego, Calif.



**47**  
**Eldridge ARMSTRONG III**  
Fr. | 6-2 | 205 | R-R  
RHP | Simi Valley, Calif.




**48**  
**Johnny GIANNOLA**  
R-Fr. | 5-11 | 210 | R-R  
UTL | Dana Point, Calif.



**50**  
**Kelena SAUER**  
So. | 6-3 | 205 | R-R  
RHP | Mililani, Hawai'i



**7**  
**Mark MARTINEZ**  
Head Coach  
8th Yr. | Mesa State '84



**0**  
**Shaun COLE**  
Pitching Coach  
1st Yr. | William Penn '04



**20**  
**Sergio BROWN**  
Assistant Coach  
1st Yr. | CSU Fullerton '95



**33**  
**Chris DOYLE**  
Volunteer Assistant Coach  
1st Yr. | SDSU '17

2022 San Diego State Baseball  
Overall Statistics for San Diego State (as of Feb 17, 2022)  
(All games Sorted by Batting avg)

Record: 30-16 Home: 19-6 Away: 11-10 MW: 22-14

Player	avg	gp-gs	ab	r	h	2b	3b	hr	rbi	tb	slg%	bb	hp	so	gdp	ob%	sf	sh	sb-att	po	a	e	fld%	
9 RUDICK, Matt	.410	44-43	178	61	73	8	4	4	41	101	.567	26	4	9	1	.484	5	0	17-18	108	0	0	1.000	
22 FEIN, Jaden	.389	46-46	190	47	74	19	0	4	53	105	.553	16	8	35	1	.456	1	0	8-11	85	1	0	1.000	
3 HENDRIE, Wyatt	.379	45-43	169	53	64	12	2	9	57	107	.633	22	11	25	2	.464	7	0	8-8	324	38	4	.989	
14 JARVIS, Mike	.367	46-46	215	58	79	17	3	5	32	117	.544	12	7	20	2	.417	1	1	16-20	71	128	16	.926	
1 MILLER, Caden	.345	44-44	148	43	51	6	3	0	30	63	.426	25	8	28	2	.464	0	1	8-8	65	103	3	.982	
47 CRUCE, Jacob	.308	46-46	185	41	57	11	1	6	46	88	.476	10	6	35	3	.358	3	0	0-1	326	19	8	.977	
21 LEONHARDT, Brian	.305	46-44	151	29	46	7	1	2	47	61	.404	20	2	27	4	.374	9	0	0-2	4	3	0	1.000	
-----																								
24 RUIZ, Poncho	.300	21-13	60	13	18	1	1	3	20	30	.500	5	0	8	5	.348	1	0	1-1	71	6	1	.987	
15 CARTER, Xavier	.286	3-2	7	1	2	0	0	1	2	5	.714	1	0	1	0	.375	0	0	0-0	3	0	0	1.000	
10 MATTHEWS, Carson	.276	9-7	29	8	8	3	0	1	7	14	.483	1	0	4	0	.290	1	1	0-0	4	6	1	.909	
8 CARRIGG, Cole	.270	37-33	111	37	30	11	1	2	23	49	.441	21	5	22	0	.406	1	0	3-3	33	21	11	.831	
2 ORR, Ryan	.267	34-28	105	14	28	2	1	0	15	32	.305	7	2	15	3	.319	2	1	4-5	42	3	0	1.000	
28 FONDTAIN, TJ	.250	12-1	20	2	5	1	0	0	5	6	.300	2	0	6	0	.304	1	0	0-0	9	0	1	.900	
5 PYATT, Fisher	.240	19-15	50	8	12	2	0	0	0	14	.280	8	5	10	1	.397	0	0	0-0	14	17	5	.861	
6 RHEE, Charlie	.200	13-1	10	3	2	0	0	0	1	2	.200	2	0	1	0	.333	0	0	0-0	10	0	0	1.000	
12 FOXCROFT, Max	.067	12-5	15	2	1	0	0	0	1	1	.067	6	1	3	0	.364	0	1	1-1	4	7	2	.846	
32 TIBBETT, Ricky	.000	16-7	0	0	0	0	0	0	0	0	.000	0	0	0	0	.000	0	0	0-0	2	7	0	1.000	
34 HANSEN, Nate	.000	9-0	0	0	0	0	0	0	0	0	.000	0	0	0	0	.000	0	0	0-0	0	1	0	1.000	
35 EDEN, Aaron	.000	13-1	0	0	0	0	0	0	0	0	.000	0	0	0	0	.000	0	0	0-0	1	3	2	.667	
42 BROWN, Tre	.000	18-2	0	0	0	0	0	0	0	0	.000	0	0	0	0	.000	0	0	0-0	2	4	1	.857	
11 JONES, Avery	.000	3-0	0	0	0	0	0	0	0	0	.000	0	0	0	0	.000	0	0	0-0	0	0	0	.000	
20 PAREDES, Michael	.000	14-11	0	0	0	0	0	0	0	0	.000	0	0	0	0	.000	0	0	0-0	5	7	0	1.000	
13 O'SULLIVAN, Casey	.000	1-0	0	0	0	0	0	0	0	0	.000	0	0	0	0	.000	0	0	0-0	0	0	1	.000	
27 INGRASSIA, Joseph	.000	6-0	0	0	0	0	0	0	0	0	.000	0	0	0	0	.000	0	0	0-0	0	0	0	.000	
44 URBON, Seth	.000	7-0	0	0	0	0	0	0	0	0	.000	0	0	0	0	.000	0	0	0-0	0	1	0	1.000	
30 RITCHESON, Daniel	.000	1-0	0	0	0	0	0	0	0	0	.000	0	0	0	0	.000	0	0	0-0	0	0	0	.000	
29 SIMAS, Kohl	.000	15-2	0	0	0	0	0	0	0	0	.000	0	0	0	0	.000	0	0	0-0	0	2	1	.667	
36 FLORES, Jacob	.000	7-0	0	0	0	0	0	0	0	0	.000	0	0	0	0	.000	0	0	0-0	0	0	0	.000	
39 MELTON, Troy	.000	15-15	0	0	0	0	0	0	0	0	.000	0	0	0	0	.000	0	0	0-0	2	10	1	.923	
50 SAUER, Kelena	.000	14-1	0	0	0	0	0	0	0	0	.000	0	0	0	0	.000	0	0	0-0	1	0	0	1.000	
43 PETRI, Kyle	.000	9-0	0	0	0	0	0	0	0	0	.000	0	0	0	0	.000	0	0	0-0	1	1	0	1.000	
38 COLLINS, Bradley	.000	7-0	0	0	0	0	0	0	0	0	.000	0	0	0	0	.000	0	0	0-0	0	0	0	.000	
33 WINSTON, Christian	.000	17-0	0	0	0	0	0	0	0	0	.000	0	0	0	0	.000	0	0	0-0	0	3	0	1.000	
Totals	.335	46	1643	420	550	100	17	37	380	795	.484	184	59	249	24	.413	32	5	66-78	1187	391	58	.965	
Opponents	.292	46	1606	345	469	99	13	59	313	771	.480	210	48	397	20	.385	23	17	26-40	1157	436	71	.957	

LOB - Team (349), Opp (375). DPs turned - Team (35), Opp (34). IBB - Team (8), RUDICK 3, FEIN 2, HENDRIE 1, CRUCE 1, JARVIS 1, Opp (5). Picked off - LEONHARDT 2, FEIN 2, RUDICK 2, HENDRIE 2, ORR 1, CARRIGG 1, JARVIS 1.



2022 San Diego State Baseball  
Overall Statistics for San Diego State (as of Feb 17, 2022)  
(All games Sorted by Earned run avg)

Player	era	w-l	app	gs	cg	sho	sv	ip	h	r	er	bb	so	2b	3b	hr	b/avg	wp	hp	bk	sfa	sha
20 PAREDES, Michael	5.59	4-0	14	11	0	0/0	0	77.1	82	52	48	18	65	18	3	15	.271	4	6	0	3	3
39 MELTON, Troy	6.14	4-5	15	15	1	1/0	0	73.1	87	59	50	30	83	18	3	12	.291	7	7	0	1	3
32 TIBBETT, Ricky	6.62	4-2	16	7	0	0/1	0	50.1	72	39	37	10	53	11	1	11	.341	5	6	0	3	1
-----																						
8 CARRIGG, Cole	0.00	0-0	2	0	0	0/0	0	1.1	3	2	0	1	0	0	0	0	.500	0	0	1	1	0
30 RITCHESON, Daniel	0.00	0-0	1	0	0	0/0	0	0.0	0	0	0	3	0	0	0	0		0	0	0	0	0
50 SAUER, Kelena	4.20	1-0	14	1	0	0/1	1	15.0	14	10	7	14	19	2	0	1	.246	4	2	0	2	1
42 BROWN, Tre	5.02	7-1	18	2	0	0/0	4	37.2	28	24	21	19	41	7	1	4	.211	7	7	0	1	3
35 EDEN, Aaron	5.06	3-0	13	1	0	0/0	0	26.2	33	21	15	21	22	6	1	4	.292	6	2	1	3	1
33 WINSTON, Christian	5.87	3-3	17	0	0	0/0	0	23.0	26	27	15	16	28	6	0	2	.274	5	1	0	1	3
34 HANSEN, Nate	5.91	2-0	9	0	0	0/0	0	10.2	14	9	7	8	6	6	0	0	.341	3	2	0	3	1
21 LEONHARDT, Brian	6.19	1-2	15	7	0	0/0	0	32.0	38	29	22	15	24	9	1	4	.284	6	3	1	1	0
11 JONES, Avery	6.75	1-0	3	0	0	0/0	0	5.1	5	4	4	4	2	1	1	0	.250	1	1	0	0	0
27 INGRASSIA, Joseph	7.36	0-0	6	0	0	0/0	0	3.2	0	6	3	5	5	0	0	0	.000	3	1	0	0	0
44 URBON, Seth	7.71	0-0	7	0	0	0/0	0	7.0	15	7	6	5	6	2	0	2	.441	1	0	0	1	0
29 SIMAS, Kohl	9.00	0-1	15	2	0	0/1	0	16.0	24	21	16	16	25	6	2	1	.329	5	2	0	1	0
43 PETRI, Kyle	9.95	0-0	9	0	0	0/0	0	6.1	7	8	7	7	9	2	0	2	.292	1	3	0	1	0
38 COLLINS, Bradley	13.50	0-1	7	0	0	0/0	0	4.2	12	10	7	6	3	3	0	1	.462	0	1	0	0	0
36 FLORES, Jacob	19.80	0-0	7	0	0	0/0	0	5.0	6	12	11	11	6	2	0	0	.300	3	4	0	1	0
13 O'SULLIVAN, Casey	27.00	0-1	1	0	0	0/0	0	0.1	3	5	1	1	0	0	0	0	.750	0	0	0	0	1
Totals	6.28	30-16	46	46	1	2/1	5	395.2	469	345	276	210	397	99	13	59	.292	61	48	3	23	17
Opponents	8.07	16-30	46	46	3	0/0	8	385.2	550	420	346	184	249	100	17	37	.335	62	59	5	32	5

PB - Team (17), HENDRIE 15, RUIZ, P. 2, Opp (10). Pickoffs - Team (2), TIBBETT 1, LEONHARDT 1, Opp (11). SBA/ATT - HENDRIE (21-32), MELTON (10-14), RUIZ, P. (5-6), EDEN (4-5), PAREDES (3-5), BROWN, T. (1-3), COLLINS, B. (3-3), WINSTON (1-2), FLORES, J. (2-2), LEONHARDT (1-2), PETRI (0-1), SIMAS (0-1), CARRIGG (1-1), TIBBETT (0-1).

2022 San Diego State Baseball  
Overall Statistics for San Diego State (as of Feb 17, 2022)  
(All games Sorted by Fielding pct)

Player	c	po	a	e	fld%	dp	sba	csb	sba%	pb	ci
9 RUDICK, Matt	108	108	0	0	1.000	0	0	0	---	0	0
22 FEIN, Jaden	86	85	1	0	1.000	0	0	0	---	0	0
2 ORR, Ryan	45	42	3	0	1.000	0	0	0	---	0	0
20 PAREDES, Michael	12	5	7	0	1.000	1	3	2	.600	0	0
6 RHEE, Charlie	10	10	0	0	1.000	0	0	0	---	0	0
32 TIBBETT, Ricky	9	2	7	0	1.000	1	0	1	.000	0	0
21 LEONHARDT, Brian	7	4	3	0	1.000	0	1	1	.500	0	0
15 CARTER, Xavier	3	3	0	0	1.000	0	0	0	---	0	0
33 WINSTON, Christian	3	0	3	0	1.000	0	1	1	.500	0	0
43 PETRI, Kyle	2	1	1	0	1.000	0	0	1	.000	0	0
44 URBON, Seth	1	0	1	0	1.000	0	0	0	---	0	0
34 HANSEN, Nate	1	0	1	0	1.000	0	0	0	---	0	0
50 SAUER, Kelena	1	1	0	0	1.000	0	0	0	---	0	0
3 HENDRIE, Wyatt	366	324	38	4	.989	3	21	11	.656	15	0
24 RUIZ, Poncho	78	71	6	1	.987	2	5	1	.833	2	0
1 MILLER, Caden	171	65	103	3	.982	24	0	0	---	0	0
47 CRUCE, Jacob	353	326	19	8	.977	30	0	0	---	0	0
14 JARVIS, Mike	215	71	128	16	.926	26	0	0	---	0	0
39 MELTON, Troy	13	2	10	1	.923	1	10	4	.714	0	0
10 MATTHEWS, Carson	11	4	6	1	.909	1	0	0	---	0	0
28 FONDTAIN, TJ	10	9	0	1	.900	1	0	0	---	0	0
5 PYATT, Fisher	36	14	17	5	.861	0	0	0	---	0	0
42 BROWN, Tre	7	2	4	1	.857	0	1	2	.333	0	0
12 FOXCROFT, Max	13	4	7	2	.846	0	0	0	---	0	0
8 CARRIGG, Cole	65	33	21	11	.831	3	1	0	1.000	0	0
35 EDEN, Aaron	6	1	3	2	.667	1	4	1	.800	0	0
29 SIMAS, Kohl	3	0	2	1	.667	0	0	1	.000	0	0
13 O'SULLIVAN, Casey	1	0	0	1	.000	0	0	0	---	0	0
36 FLORES, Jacob	0	0	0	0	.000	0	2	0	1.000	0	0
38 COLLINS, Bradley	0	0	0	0	.000	0	3	0	1.000	0	0
30 RITCHESON, Daniel	0	0	0	0	.000	0	0	0	---	0	0
27 INGRASSIA, Joseph	0	0	0	0	.000	0	0	0	---	0	0
11 JONES, Avery	0	0	0	0	.000	0	0	0	---	0	0
Totals	1636	1187	391	58	.965	35	26	14	.650	17	0
Opponents	1664	1157	436	71	.957	34	66	12	.846	10	0

Hitting minimums - 1 Games 2.5 AB/Game  
Pitching minimums - 1 Games 1.0 IP/Game

# Individual Career History

## CARRIGG, Cole

Year	avg	gp-gs	ab	r	h	2b	3b	hr	rbi	tb	slg%	bb	hbp	so	gdp	ob%	sf	sh	sb-att	po	a	e	fld%
2021	.270	37-33	111	37	30	11	1	2	23	49	.441	21	5	22	0	.406	1	0	3-3	33	21	11	.831
TOTAL	.270	37-33	111	37	30	11	1	2	23	49	.441	21	5	22	0	.406	1	0	3-3	33	21	11	.831

Year	era	w-l	app	gs	cq	sho	sv	ip	h	r	er	bb	so	2b	3b	hr	bf	bavg	wp	hbp	bk	sfa	sha
2021	0.00	0-0	2	0	0	0/0	0	1.1	3	2	0	1	0	0	0	0	8	.500	0	0	1	1	0
TOTAL	0.00	0-0	2	0	0	0/0	0	1.1	3	2	0	1	0	0	0	0	8	.500	0	0	1	1	0

**SINGLE-GAME HIGHS [all-time ranking]:**

- Hits: 3, at Air Force, 05-22-21
- Doubles: 2 [t-5th], at Fresno State, 04-17-21; Dixie State, 04-25-21; at Nevada, 05-01-21
- Triples: 1 [t-1st], UNLV, 03-14-21
- Home runs: 1 [t-7th], San Jose State, 05-08-21; at Air Force, 05-22-21
- Total bases: 7, at Air Force, 05-22-21
- RBI: 3, Dixie State, 04-25-21; at Air Force, 05-22-21
- Runs scored: 4 [t-2nd], at Air Force, 05-22-21
- Walks: 2, 6 times
- Hit by pitch: 1, 4 times
- Struck out: 2, Dixie State, 04-24-21; San Jose State, 05-09-21; at New Mexico, 05-28-21
- Sac flies: 1 [t-4th], at Nevada, 04-30-21
- At bats: 5, San Diego, 02-19-21; at Nevada, 05-01-21; at New Mexico, 05-29-21
- Stolen bases: 1, San Diego, 02-20-21; Air Force, 03-20-21; Dixie State, 04-24-21
- Innings pitched: 1.0, at San Jose State, Mar 27, 2021
- Walks allowed: 1, at San Jose State, Mar 27, 2021
- Batters faced: 4, Nevada, 04-11-21; at San Jose State, Mar 27, 2021
- Field chances: 7, at New Mexico, 05-29-21
- Putouts: 5, Dixie State, 04-24-21; at New Mexico, 05-29-21
- Assists: 3, at Nevada, 05-01-21

## CARTER, Xavier

Year	avg	gp-gs	ab	r	h	2b	3b	hr	rbi	tb	slg%	bb	hbp	so	gdp	ob%	sf	sh	sb-att	po	a	e	fld%
2020	1.000	2-0	1	1	1	0	0	0	0	1	1.000	0	0	0	0	1.000	0	0	0-0	0	0	0	.000
2021	.286	3-2	7	1	2	0	0	1	2	5	.714	1	0	1	0	.375	0	0	0-0	3	0	0	1.000
TOTAL	.375	5-2	8	2	3	0	0	1	2	6	.750	1	0	1	0	.444	0	0	0-0	3	0	0	1.000

**SINGLE-GAME HIGHS [all-time ranking]:**

- Hits: 2, Dixie State, 04-25-21
- Home runs: 1 [t-7th], Dixie State, 04-25-21
- Total bases: 5, Dixie State, 04-25-21
- RBI: 2, Dixie State, 04-25-21
- Runs scored: 1, Dixie State, 04-25-21; at Oklahoma, Mar 08, 2020
- Walks: 1, Dixie State, 04-25-21
- Struck out: 1, at Nevada, 05-01-21
- At bats: 3, Dixie State, 04-25-21; San Jose State, 05-08-21
- Field chances: 2, Dixie State, 04-25-21
- Putouts: 2, Dixie State, 04-25-21



## Individual Career History

### FLORES, J.

Year	avg	gp-gs	ab	r	h	2b	3b	hr	rbi	tb	slg%	bb	hbp	so	gdp	ob%	sf	sh	sb-att	po	a	e	fld%
2018	.000	0-0	0	0	0	0	0	0	0	0	.000	0	0	0	0	.000	0	0	0-0	0	1	0	1.000
2019	.000	20-1	0	0	0	0	0	0	0	0	.000	0	0	0	0	.000	0	0	0-0	0	6	2	.750
2020	.000	8-1	0	0	0	0	0	0	0	0	.000	0	0	0	0	.000	0	0	0-0	0	7	0	1.000
2021	.000	7-0	0	0	0	0	0	0	0	0	.000	0	0	0	0	.000	0	0	0-0	0	0	0	.000
TOTAL	.000	35-2	0	0	0	0	0	0	0	0	.000	0	0	0	0	.000	0	0	0-0	0	14	2	.875

Year	era	w-l	app	gs	cg	sho	sv	ip	h	r	er	bb	so	2b	3b	hr	bf	bavg	wp	hbp	bk	sfa	sha
2018	3.86	0-0	19	2	0	0/0	1	21.0	17	11	9	12	19	3	1	3	96	.221	5	4	0	3	0
2019	3.75	2-2	20	1	0	0/0	1	36.0	37	21	15	27	38	4	0	2	172	.274	3	5	0	2	2
2020	1.45	2-0	8	1	0	0/0	0	18.2	14	4	3	11	25	1	0	1	82	.203	2	2	1	0	0
2021	19.80	0-0	7	0	0	0/0	0	5.0	6	12	11	11	6	2	0	0	36	.300	3	4	0	1	0
TOTAL	4.24	4-2	54	4	0	0/0	2	80.2	74	48	38	61	88	10	1	6	386	.246	13	15	1	6	2

**SINGLE-GAME HIGHS [all-time ranking]:**

Innings pitched: 4.2, at Fresno State, May 12, 2019

Walks allowed: 4 [t-4th], Arizona, Mar 25, 2019; UC San Diego, 02-27-21

Strikeouts: 5, Air Force, Apr 20, 2019; vs Virginia Tech, Feb 14, 2020; at UC Irvine, Feb 25, 2020

Batters faced: 20, at UNLV, Apr 26, 2019

Field chances: 2, New Mexico, May 18, 2019; vs Virginia Tech, Feb 14, 2020; Cal State Fullerton, Feb 18, 2020

Assists: 2, New Mexico, May 18, 2019; vs Virginia Tech, Feb 14, 2020; Cal State Fullerton, Feb 18, 2020

Runners CS: 1 [t-10th], at Cal State Fullerton, Apr 12, 2019; Oregon State, Feb 28, 2020

### FONDTAIN, TJ

Year	avg	gp-gs	ab	r	h	2b	3b	hr	rbi	tb	slg%	bb	hbp	so	gdp	ob%	sf	sh	sb-att	po	a	e	fld%
2020	.250	4-0	4	0	1	0	0	0	1	1	.250	1	1	0	0	.500	0	0	0-0	7	0	0	1.000
2021	.250	12-1	20	2	5	1	0	0	5	6	.300	2	0	6	0	.304	1	0	0-0	9	0	1	.900
TOTAL	.250	16-1	24	2	6	1	0	0	6	7	.292	3	1	6	0	.345	1	0	0-0	16	0	1	.941

**SINGLE-GAME HIGHS [all-time ranking]:**

Hits: 1, 6 times

Doubles: 1, Dixie State, 04-24-21

Total bases: 2, Dixie State, 04-24-21

RBI: 2, New Mexico, 04-02-21; Dixie State, 04-24-21

Runs scored: 1, at Fresno State, 04-18-21; Dixie State, 04-24-21

Walks: 1, at Fresno State, 04-18-21; at New Mexico, 05-28-21; Oregon State, Feb 27, 2020

Hit by pitch: 1, at Coastal Carolina, Feb 15, 2020

Struck out: 2, Dixie State, 04-24-21

Sac flies: 1 [t-4th], at Nevada, 04-30-21

At bats: 3, Dixie State, 04-24-21

Field chances: 5, at Nevada, 04-30-21

Putouts: 5, at Nevada, 04-30-21

## Individual Career History

### FOXCROFT, Max

Year	avg	gp-gs	ab	r	h	2b	3b	hr	rbi	tb	slg%	bb	hbp	so	gdp	ob%	sf	sh	sb-att	po	a	e	fld%
2021	.067	12-5	15	2	1	0	0	0	1	1	.067	6	1	3	0	.364	0	1	1-1	4	7	2	.846
TOTAL	.067	12-5	15	2	1	0	0	0	1	1	.067	6	1	3	0	.364	0	1	1-1	4	7	2	.846

**SINGLE-GAME HIGHS [all-time ranking]:**

Hits: 1, at UC San Diego, Feb 28, 2021

Total bases: 1, at UC San Diego, Feb 28, 2021

RBI: 1, Fresno State, 03-06-21

Runs scored: 1, Fresno State, 03-06-21; Dixie State, 04-25-21

Walks: 1, 5 times

Hit by pitch: 1, at UC San Diego, Feb 28, 2021

Struck out: 2, at UC San Diego, Feb 28, 2021

Sac bunts: 1 [t-3rd], Dixie State, 04-24-21

At bats: 3, Fresno State, 03-06-21; Dixie State, 04-25-21; at UC San Diego, Feb 28, 2021

Stolen bases: 1, Dixie State, 04-25-21

Field chances: 4, Fresno State, 03-07-21; at UNLV, 05-16-21

Putouts: 3, at UNLV, 05-16-21

Assists: 2, Fresno State, 03-07-21; at San Diego, Feb 21, 2021

### GUZMAN, Jonny

Year	avg	gp-gs	ab	r	h	2b	3b	hr	rbi	tb	slg%	bb	hbp	so	gdp	ob%	sf	sh	sb-att	po	a	e	fld%
2020	.000	2-0	0	0	0	0	0	0	0	0	.000	0	0	0	0	.000	0	0	0-0	0	0	0	.000
TOTAL	.000	2-0	0	0	0	0	0	0	0	0	.000	0	0	0	0	.000	0	0	0-0	0	0	0	.000

Year	era	w-l	app	gs	cg	sho	sv	ip	h	r	er	bb	so	2b	3b	hr	bf	bavg	wp	hbp	bk	sfa	sha
2020	40.50	0-0	2	0	0	0/0	0	1.1	6	6	6	3	2	2	0	2	12	.667	0	0	0	0	0
TOTAL	40.50	0-0	2	0	0	0/0	0	1.1	6	6	6	3	2	2	0	2	12	.667	0	0	0	0	0

**SINGLE-GAME HIGHS [all-time ranking]:**

Innings pitched: 1.0, Oregon State, Feb 27, 2020

Walks allowed: 2, vs UNC Greensboro, Feb 16, 2020

Strikeouts: 1, vs UNC Greensboro, Feb 16, 2020; Oregon State, Feb 27, 2020

Batters faced: 7, Oregon State, Feb 27, 2020

## Individual Career History

### INGRASSIA, Joseph

Year	avg	gp-gs	ab	r	h	2b	3b	hr	rbi	tb	slg%	bb	hbp	so	gdp	ob%	sf	sh	sb-att	po	a	e	fld%
2021	.000	6-0	0	0	0	0	0	0	0	0	.000	0	0	0	0	.000	0	0	0-0	0	0	0	.000
TOTAL	.000	6-0	0	0	0	0	0	0	0	0	.000	0	0	0	0	.000	0	0	0-0	0	0	0	.000

Year	era	w-l	app	gs	cq	sho	sv	ip	h	r	er	bb	so	2b	3b	hr	bf	bavg	wp	hbp	bk	sfa	sha
2021	7.36	0-0	6	0	0	0/0	0	3.2	0	6	3	5	5	0	0	0	19	.000	3	1	0	0	0
TOTAL	7.36	0-0	6	0	0	0/0	0	3.2	0	6	3	5	5	0	0	0	19	.000	3	1	0	0	0

**SINGLE-GAME HIGHS [all-time ranking]:**

Innings pitched: 1.2, at UC San Diego, Feb 28, 2021

Walks allowed: 2, at Air Force, 05-23-21

Strikeouts: 2, Nevada, 04-10-21; at UC San Diego, Feb 28, 2021

Batters faced: 8, at UC San Diego, Feb 28, 2021

### JOHNSON, Deron

Year	avg	gp-gs	ab	r	h	2b	3b	hr	rbi	tb	slg%	bb	hbp	so	gdp	ob%	sf	sh	sb-att	po	a	e	fld%
2019	.225	21-8	40	7	9	4	0	0	2	13	.325	6	0	11	1	.326	0	0	0-0	50	7	1	.983
2020	.250	3-1	4	0	1	0	0	0	0	1	.250	0	0	2	0	.250	0	0	0-0	3	0	0	1.000
TOTAL	.227	24-9	44	7	10	4	0	0	2	14	.318	6	0	13	1	.320	0	0	0-0	53	7	1	.984

**SINGLE-GAME HIGHS [all-time ranking]:**

Hits: 2, at Air Force, Apr 18, 2019

Doubles: 2 [t-5th], at Air Force, Apr 18, 2019

Total bases: 4, at Air Force, Apr 18, 2019

RBI: 1, at Air Force, Apr 18, 2019; Seattle, Mar 17, 2019

Runs scored: 2, Seattle, Mar 17, 2019

Walks: 2, Texas Tech, Mar 06, 2019

Struck out: 2, Air Force, Apr 19, 2019

At bats: 4, 4 times

Field chances: 14, Air Force, Apr 19, 2019

Putouts: 10, at UC Irvine, Apr 16, 2019; New Mexico, May 18, 2019

Assists: 4, Air Force, Apr 19, 2019



## Individual Career History

### JONES, Avery

Year	avg	gp-gs	ab	r	h	2b	3b	hr	rbi	tb	slg%	bb	hbp	so	gdp	ob%	sf	sh	sb-att	po	a	e	fld%
2020	.000	4-1	0	0	0	0	0	0	0	0	.000	0	0	0	0	.000	0	0	0-0	0	1	0	1.000
2021	.000	3-0	0	0	0	0	0	0	0	0	.000	0	0	0	0	.000	0	0	0-0	0	0	0	.000
TOTAL	.000	7-1	0	0	0	0	0	0	0	0	.000	0	0	0	0	.000	0	0	0-0	0	1	0	1.000

Year	era	w-l	app	gs	cg	sho	sv	ip	h	r	er	bb	so	2b	3b	hr	bf	bavg	wp	hbp	bk	sfa	sha
2020	0.00	1-0	4	1	0	0/1	0	6.1	4	0	0	4	5	1	0	0	28	.182	1	2	0	0	0
2021	6.75	1-0	3	0	0	0/0	0	5.1	5	4	4	4	2	1	1	0	25	.250	1	1	0	0	0
TOTAL	3.09	2-0	7	1	0	0/1	0	11.2	9	4	4	8	7	2	1	0	53	.214	2	3	0	0	0

**SINGLE-GAME HIGHS [all-time ranking]:**

Innings pitched: 3.1, at UC Irvine, Feb 25, 2020

Walks allowed: 2, 4 times

Strikeouts: 2, at Air Force, 05-23-21; Oregon State, Feb 29, 2020

Batters faced: 15, at UC Irvine, Feb 25, 2020

Field chances: 1, at UC Irvine, Feb 25, 2020

Assists: 1, at UC Irvine, Feb 25, 2020

### LEONHARDT, Brian

Year	avg	gp-gs	ab	r	h	2b	3b	hr	rbi	tb	slg%	bb	hbp	so	gdp	ob%	sf	sh	sb-att	po	a	e	fld%
2019	.272	48-45	162	20	44	14	1	1	34	63	.389	14	1	29	3	.326	4	2	2-3	258	22	10	.966
2020	.269	16-16	52	10	14	0	0	2	12	20	.385	6	0	10	3	.333	2	1	0-0	64	6	2	.972
2021	.305	46-44	151	29	46	7	1	2	47	61	.404	20	2	27	4	.374	9	0	0-2	4	3	0	1.000
TOTAL	.285	110-105	365	59	104	21	2	5	93	144	.395	40	3	66	10	.348	15	3	2-5	326	31	12	.967

Year	era	w-l	app	gs	cg	sho	sv	ip	h	r	er	bb	so	2b	3b	hr	bf	bavg	wp	hbp	bk	sfa	sha
2019	6.62	1-0	9	2	0	0/0	0	17.2	24	13	13	12	17	3	1	1	86	.343	3	3	0	1	0
2020	2.08	0-0	4	2	0	0/0	0	8.2	6	3	2	5	7	0	0	0	41	.207	3	3	0	1	3
2021	6.19	1-2	15	7	0	0/0	0	32.0	38	29	22	15	24	9	1	4	153	.284	6	3	1	1	0
TOTAL	5.71	2-2	28	11	0	0/0	0	58.1	68	45	37	32	48	12	2	5	280	.292	12	9	1	3	3

**SINGLE-GAME HIGHS [all-time ranking]:**

Hits: 4 [t-5th], at Air Force, 05-22-21

Doubles: 2 [t-5th], LMU, Apr 09, 2019; UC Irvine, Feb 19, 2019

Triples: 1 [t-1st], San Jose State, 05-08-21; Seattle, Mar 17, 2019

Home runs: 1 [t-7th], 5 times

Total bases: 6, at UC San Diego, Feb 28, 2021

RBI: 6 [t-1st], at Air Force, 05-22-21

Runs scored: 3, at Fresno State, 04-18-21; San Jose State, 05-08-21; at UC San Diego, Feb 28, 2021

Walks: 2, Fresno State, 03-06-21; San Jose State, 05-08-21; Texas Tech, Mar 05, 2019

Hit by pitch: 1, Fresno State, 03-07-21; at New Mexico, 05-28-21; at LMU, Mar 19, 2019

Struck out: 2, 13 times

Sac flies: 1 [t-4th], 15 times

Sac bunts: 1 [t-3rd], USC, Feb 23, 2020; Seattle, Mar 15, 2019; at LMU, Mar 19, 2019

At bats: 6 [t-7th], at New Mexico, Mar 23, 2019

Stolen bases: 1, San Francisco, Feb 15, 2019; at New Mexico, Mar 24, 2019

Caught stealing: 1 [t-2nd], UNLV, 03-13-21; at New Mexico, 05-28-21; Seattle, Mar 16, 2019

Innings pitched: 4.2, at New Mexico, 05-29-21

Walks allowed: 3, 4 times

Strikeouts: 5, Arizona, Mar 25, 2019

Batters faced: 21, 4 times

Field chances: 15 [t-10th], San Diego, Feb 26, 2019; Fresno State, Mar 29, 2019

Putouts: 15 [t-3rd], Fresno State, Mar 29, 2019

Assists: 3, at Cal State Fullerton, Apr 14, 2019; Fresno State, Mar 31, 2019

Runners CS: 1 [t-10th], Air Force, 03-20-21

## Individual Career History

### MELTON, Troy

Year	avg	gp-gs	ab	r	h	2b	3b	hr	rbi	tb	slg%	bb	hbp	so	gdp	ob%	sf	sh	sb-att	po	a	e	fld%
2019	.000	4-0	0	0	0	0	0	0	0	0	.000	0	0	0	0	.000	0	0	0-0	0	0	0	.000
2020	.000	4-4	0	0	0	0	0	0	0	0	.000	0	0	0	0	.000	0	0	0-0	1	3	1	.800
2021	.000	15-15	0	0	0	0	0	0	0	0	.000	0	0	0	0	.000	0	0	0-0	2	10	1	.923
TOTAL	.000	23-19	0	0	0	0	0	0	0	0	.000	0	0	0	0	.000	0	0	0-0	3	13	2	.889

Year	era	w-l	app	gs	cq	sho	sv	ip	h	r	er	bb	so	2b	3b	hr	bf	bavg	wp	hbp	bk	sfa	sha
2019	6.75	0-0	4	0	0	0/0	0	2.2	6	3	2	0	5	0	0	1	16	.429	0	2	0	0	0
2020	3.22	3-1	4	4	0	0/1	0	22.1	15	9	8	9	26	1	0	3	91	.192	3	3	0	0	1
2021	6.14	4-5	15	15	1	1/0	0	73.1	87	59	50	30	83	18	3	12	340	.291	7	7	0	1	3
TOTAL	5.49	7-6	23	19	1	1/1	0	98.1	108	71	60	39	114	19	3	16	447	.276	10	12	0	1	4

#### SINGLE-GAME HIGHS [all-time ranking]:

Innings pitched: 7.0, Fresno State, 03-06-21; Air Force, 03-20-21; New Mexico, 04-02-21

Walks allowed: 5 [t-1st], UNLV, 03-13-21

Strikeouts: 9 [t-4th], Fresno State, 03-06-21; Dixie State, 04-24-21; Oregon State, Feb 29, 2020

Batters faced: 27, UNLV, 03-13-21; Air Force, 03-20-21; New Mexico, 04-02-21

Field chances: 2, 6 times

Putouts: 1, San Diego, 02-19-21; at Oklahoma, Mar 07, 2020; at San Jose State, Mar 27, 2021

Assists: 2, 5 times

Runners CS: 2 [t-2nd], at New Mexico, 05-28-21

### MILLER, Caden

Year	avg	gp-gs	ab	r	h	2b	3b	hr	rbi	tb	slg%	bb	hbp	so	gdp	ob%	sf	sh	sb-att	po	a	e	fld%
2020	.053	9-8	19	1	1	0	0	0	1	1	.053	3	1	8	0	.217	0	2	0-0	15	24	3	.929
2021	.345	44-44	148	43	51	6	3	0	30	63	.426	25	8	28	2	.464	0	1	8-8	65	103	3	.982
TOTAL	.311	53-52	167	44	52	6	3	0	31	64	.383	28	9	36	2	.436	0	3	8-8	80	127	6	.972

#### SINGLE-GAME HIGHS [all-time ranking]:

Hits: 3, at Fresno State, 04-17-21; at Fresno State, 04-18-21; at UC San Diego, Feb 28, 2021

Doubles: 1, 6 times

Triples: 1 [t-1st], Dixie State, 04-24-21; San Jose State, 05-08-21; at San Jose State, Mar 28, 2021

Total bases: 4, Dixie State, 04-24-21; San Jose State, 05-08-21; at UC San Diego, Feb 28, 2021

RBI: 4, at Fresno State, 04-18-21

Runs scored: 3, 4 times

Walks: 3 [t-1st], New Mexico, 04-03-21; Nevada, 04-10-21

Hit by pitch: 1, 9 times

Struck out: 2, 9 times

Sac bunts: 1 [t-3rd], at Air Force, 05-22-21; vs UNC Greensboro, Feb 16, 2020; USC, Feb 23, 2020

At bats: 5, 5 times

Stolen bases: 1, 8 times

Field chances: 9, UNLV, 03-14-21

Putouts: 4, 5 times

Assists: 7 [t-2nd], UNLV, 03-14-21

## Individual Career History

### PYATT, Fisher

Year	avg	gp-gs	ab	r	h	2b	3b	hr	rbi	tb	slg%	bb	hbp	so	gdp	ob%	sf	sh	sb-att	po	a	e	fld%
2021	.240	19-15	50	8	12	2	0	0	0	14	.280	8	5	10	1	.397	0	0	0-0	14	17	5	.861
TOTAL	.240	19-15	50	8	12	2	0	0	0	14	.280	8	5	10	1	.397	0	0	0-0	14	17	5	.861

**SINGLE-GAME HIGHS [all-time ranking]:**

Hits: 3, New Mexico, 04-03-21

Doubles: 1, Nevada, 04-10-21; Dixie State, 04-24-21

Total bases: 3, New Mexico, 04-03-21

Runs scored: 2, New Mexico, 04-03-21; at San Jose State, Mar 27, 2021

Walks: 2, Nevada, 04-10-21; Nevada, 04-11-21

Hit by pitch: 1, UNLV, 03-13-21; Dixie State, 04-24-21; at San Jose State, Mar 27, 2021

Struck out: 2, San Jose State, 05-08-21

At bats: 5, Nevada, 04-10-21

Field chances: 5, UNLV, 03-13-21

Putouts: 2, UNLV, 03-13-21; Dixie State, 04-25-21

Assists: 3, UNLV, 03-13-21

### RHEE, Charlie

Year	avg	gp-gs	ab	r	h	2b	3b	hr	rbi	tb	slg%	bb	hbp	so	gdp	ob%	sf	sh	sb-att	po	a	e	fld%
2021	.200	13-1	10	3	2	0	0	0	1	2	.200	2	0	1	0	.333	0	0	0-0	10	0	0	1.000
TOTAL	.200	13-1	10	3	2	0	0	0	1	2	.200	2	0	1	0	.333	0	0	0-0	10	0	0	1.000

**SINGLE-GAME HIGHS [all-time ranking]:**

Hits: 1, UC San Diego, 02-27-21; at San Jose State, Mar 27, 2021

Total bases: 1, UC San Diego, 02-27-21; at San Jose State, Mar 27, 2021

RBI: 1, at UC San Diego, Feb 28, 2021

Runs scored: 1, UC San Diego, 02-26-21; Fresno State, 03-06-21; at San Jose State, Mar 28, 2021

Walks: 1, Fresno State, 03-06-21; New Mexico, 04-03-21

Struck out: 1, San Jose State, 05-08-21

At bats: 4, UC San Diego, 02-27-21

Field chances: 5, UC San Diego, 02-27-21

Putouts: 5, UC San Diego, 02-27-21



## Individual Career History

### RUIZ, Poncho

Year	avg	gp-gs	ab	r	h	2b	3b	hr	rbi	tb	slg%	bb	hbp	so	gdp	ob%	sf	sh	sb-att	po	a	e	fld%
2021	.300	21-13	60	13	18	1	1	3	20	30	.500	5	0	8	5	.348	1	0	1-1	71	6	1	.987
TOTAL	.300	21-13	60	13	18	1	1	3	20	30	.500	5	0	8	5	.348	1	0	1-1	71	6	1	.987

**SINGLE-GAME HIGHS** [all-time ranking]:

Hits: 4 [t-5th], at Air Force, 05-23-21  
 Doubles: 1, at Air Force, 05-22-21  
 Triples: 1 [t-1st], at New Mexico, 05-29-21  
 Home runs: 1 [t-7th], at Fresno State, 04-17-21; San Jose State, 05-09-21; at UC San Diego, Feb 28, 2021  
 Total bases: 4, 5 times  
 RBI: 4, San Jose State, 05-09-21  
 Runs scored: 2, 4 times  
 Walks: 1, 5 times  
 Struck out: 2, at New Mexico, 05-28-21  
 Sac flies: 1 [t-4th], Dixie State, 04-24-21  
 At bats: 6 [t-7th], at Air Force, 05-23-21  
 Stolen bases: 1, at Air Force, 05-22-21  
 Field chances: 14, Dixie State, 04-24-21; at New Mexico, 05-28-21  
 Putouts: 12, Dixie State, 04-24-21; San Jose State, 05-09-21; at New Mexico, 05-28-21  
 Assists: 2, Dixie State, 04-24-21; at New Mexico, 05-28-21  
 Runners CS: 1 [t-10th], at New Mexico, 05-28-21

### SAUER, Kelena

Year	avg	gp-gs	ab	r	h	2b	3b	hr	rbi	tb	slg%	bb	hbp	so	gdp	ob%	sf	sh	sb-att	po	a	e	fld%
2021	.000	14-1	0	0	0	0	0	0	0	0	.000	0	0	0	0	.000	0	0	0-0	1	0	0	1.000
TOTAL	.000	14-1	0	0	0	0	0	0	0	0	.000	0	0	0	0	.000	0	0	0-0	1	0	0	1.000

Year	era	w-l	app	gs	cq	sho	sv	ip	h	r	er	bb	so	2b	3b	hr	bf	bavg	wp	hbp	bk	sfa	sha
2021	4.20	1-0	14	1	0	0/1	1	15.0	14	10	7	14	19	2	0	1	76	.246	4	2	0	2	1
TOTAL	4.20	1-0	14	1	0	0/1	1	15.0	14	10	7	14	19	2	0	1	76	.246	4	2	0	2	1

**SINGLE-GAME HIGHS** [all-time ranking]:

Innings pitched: 2.2, UC San Diego, 02-27-21  
 Walks allowed: 2, 5 times  
 Strikeouts: 5, UC San Diego, 02-27-21  
 Batters faced: 10, Fresno State, 03-06-21  
 Field chances: 1, New Mexico, 04-03-21  
 Putouts: 1, New Mexico, 04-03-21

# Individual Career History

TIBBETT, Ricky

Year	avg	gp-gs	ab	r	h	2b	3b	hr	rbi	tb	slg%	bb	hbp	so	gdp	ob%	sf	sh	sb-att	po	a	e	fld%
2020	.000	3-0	0	0	0	0	0	0	0	0	.000	0	0	0	0	.000	0	0	0-0	0	0	0	.000
2021	.000	16-7	0	0	0	0	0	0	0	0	.000	0	0	0	0	.000	0	0	0-0	2	7	0	1.000
TOTAL	.000	19-7	0	0	0	0	0	0	0	0	.000	0	0	0	0	.000	0	0	0-0	2	7	0	1.000

Year	era	w-l	app	gs	cg	sho	sv	ip	h	r	er	bb	so	2b	3b	hr	bf	bavg	wp	hbp	bk	sfa	sha
2020	0.00	1-0	3	0	0	0/0	0	5.1	4	3	0	1	2	0	0	0	20	.211	0	0	0	0	0
2021	6.62	4-2	16	7	0	0/1	0	50.1	72	39	37	10	53	11	1	11	231	.341	5	6	0	3	1
TOTAL	5.98	5-2	19	7	0	0/1	0	55.2	76	42	37	11	55	11	1	11	251	.330	5	6	0	3	1

SINGLE-GAME HIGHS [all-time ranking]:

Innings pitched: 6.1, at San Jose State, Mar 28, 2021

Walks allowed: 2, Fresno State, 03-07-21; New Mexico, 04-03-21; San Jose State, 05-08-21

Strikeouts: 8, at San Jose State, Mar 28, 2021

Batters faced: 25, at San Jose State, Mar 28, 2021

Field chances: 2, at Nevada, 05-01-21

Putouts: 1, at Nevada, 05-01-21; San Jose State, 05-08-21

Assists: 1, 7 times

Runners CS: 1 [t-10th], Dixie State, 04-25-21; vs UNC Greensboro, Feb 16, 2020