



SAN DIEGO STATE WOMEN'S BASKETBALL

2020-21 GAME NOTES

Ben Pearson, Assistant Media Relations Director • E-mail: ben.pearson@sdsu.edu • Office: 619-594-5547

2020-21 SCHEDULE

Date	Opponent	Time/Result
Nov. 25	Washington (Las Vegas)	L, 59-61
Nov. 27	Lamar (Las Vegas)	W, 60-54
Dec. 2	California Baptist	L, 71-75
Dec. 5	at San Diego	W, 64-56
Dec. 8	at Colorado State*	L, 77-86
Dec. 10	at Colorado State*	L, 77-84 (2OT)
Dec. 13	Saint Katherine	Canceled
Dec. 19	UC Irvine	L, 55-66
Dec. 21	Cal Poly	L, 63-73
Jan. 7	at Nevada*	W, 59-43
Jan. 9	at Nevada*	L, 69-66.
Jan. 14	Utah State*	W, 68-60
Jan. 22	Air Force*	W, 59-54
Jan. 24	Air Force*	L, 55-58
Jan. 28	at Wyoming*	L, 36-54
Jan. 30	at Wyoming*	L, 41-62
Feb. 3	New Mexico*	L, 48-84
Feb. 5	New Mexico*	L, 48-65
Feb. 15	UNLV	L, 65-80
Feb. 16	UNLV	L, 71-73
Feb. 8	at San Jose State*	Canceled
Feb. 10	at San Jose State*	Canceled
Feb. 20	Fresno State*	W, 79-77
Feb. 21	Fresno State*	L, 82-61
Feb. 26	at Boise State*	W, 74-72
Feb. 28	at Boise State*	L, 44-85
March 4	Utah State*	Canceled
March 7	No. 9 Air Force	2 p.m.
March 8	No. 1 New Mexico	12 p.m.

* Mountain West game

Home games in **Bold**

All home games at Steve Fisher Court at Viejas Arena

All times local to site.

Game No. 24 | vs. No. 9 Air Force March 7 (12 p.m. PT) Thomas & Mack Center, MW Tournament First Round

LIVE MEDIA: Mountain West Network | XTRA 1360 AM | Live Stats



No. 8 SAN DIEGO STATE

2020-21 Record: 7-16 (5-12)

Head Coach: Stacie Terry-Hutson

Eighth Year at San Diego State



No. 9 AIR FORCE

2020-21 Record: 7-17 (4-14)

Head Coach: Chris Gobrecht

Sixth Year at Air Force

TEAM LEADERS

Scoring	Sophia Ramos - 15.9
Rebounding	Mercedes Staples - 6.3
Assists	Sophia Ramos - 3.7

TEAM LEADERS

Scoring	Riley Snyder - 15.4
Rebounding	Emily Conroe - 7.0
Assists	Briana Autrey - 4.0

- San Diego State (7-16, 5-12) enters the Mountain West Tournament as the No. 8 seed and will play the No. 9 seed Air Force (7-17, 4-14) in the first round Sunday at 2 p.m. inside the Thomas & Mack Center.
- The winner of Sunday's game will take on the No. 1 seed, New Mexico, Monday at noon.
- The Aztecs and Falcons split their two regular season meetings (Jan. 22 and 24) in San Diego.
- SDSU won the first game 59-54, scoring 42 of their points in the second half. The Aztecs hit six of their seven three-pointers in the fourth quarter and Mercedes Staples scored 11 of her season-high 24 points in the final frame.
- Air Force came from behind to win the rematch 58-55. SDSU held a 10-point lead with five minutes left and then Air Force went on a 19-3 run. Mercedes Staples had 16 points and seven rebounds while Téa Adams added 11 points, seven assists and five steals.
- SDSU and Air Force have alternated wins over their last seven meetings and the total score in that span is tied 410-410.
- The Aztecs have gone to overtime in their last three Mountain West Tournament games and in four of the past five.
- Sophia Ramos returned to the court Feb. 15 after missing 10 weeks with a hand injury. Since returning, she is leading the team in scoring (15 ppg), assists (4.3 apg), minutes (33.8 mpg), field goal (.449), three-point (.444) and free throw percentage (.800).
- Ramos (San Antonio, Texas) recently reached 1,000 points in her career, becoming the 13th Aztec to reach that mark in three years or less and just the 10th Aztec to do it in 70 or fewer games. In her 75 career games, she has scored in double-digits 60 times and scored at least 20 points 15 times.
- In Ramos' four Mountain West tournament games, she is averaging 17.4 points and is 7-for-11 from three.
- Téa Adams SDSU's lone senior, enters the tournament with 930 points, 250 assists and 121 steals in her career. This season she is averaging career-highs in points (10.6), assists (3.5), steals (1.2), field goal (.453) and three-point percentage (.366).
- Since Mallory Adams entered the lineup six games ago, she is averaging 10.2 points with a team-high 11 made three-pointers.
- Sophomore Isabela Hernandez (Bellingham, Wash.) enters the tournament second all-time in career three-point percentage. She is 45-for-114, good for 39.5 percent, just barely behind Charley Murray's (1998-99) 39.6 percent.

SAN DIEGO STATE AZTECS 2020-21 ROSTER

No.	Name	Pos.	Ht.	Yr.	PPG	RPG	APG	Individual Player Notes
1	Asia Avinger	G	5-7	Fr.	--	--	--	Out for the year (knee)... MW Preseason Freshman of the Year... Highest ranked recruit under Terry-Hutson.
2	Sophia Ramos	G	5-9	Jr.	15.9	4.9	3.6	Had 23 points in last game at BSU... Recently topped 1k career points... Missed 10 weeks with hand injury.
3	Mallory Adams	G/F	6-0	So.	7.6	3.0	0.3	Had season-high 18 points, and game-winning three at BSU (2-26-21)... 2018-19 All-MW HM & All-Frosh.
4	Bailee Chynoweth	G	5-11	Fr.	2.7	0.0	0.0	Hit five 3's vs UCI (12-19)... Earned 1st and only career start vs. CP (12-21)... Walk-on from Austin, Texas.
5	Téa Adams	G	5-9	Sr.	10.6	2.8	3.5	Has career-best FG% (.453)... Leads team in assists & steals... Lone senior on team... Over 900 career points.
10	Isabela Hernandez	G/F	6-2	So.	4.0	2.4	0.8	2nd-best career 3-pt% in SDSU history (.395)... Shot 43.1% from 3 in 2019-20, 2nd best in SDSU history.
11	Kamaria Gipson	C	6-3	Fr.	4.0	5.5	0.3	Has team-high FG% (.475)... Averaged 22.5 points, 15.2 rebs & 5.7 blocks per game as a HS senior.
12	Mercedes Staples	G	5-10	Jr.	11.7	6.3	2.0	Shooting 41.1% from three in MW play... Tied career-high w/ 24 points vs. AF (1-12)... Minnesota transfer.
13	Talia Sireni	G	5-9	So.	1.9	0.5	0.2	Had career-high 10 points vs. Cal Poly (12-21)... Appeared in 10 games off the bench in 2019-20.
15	Jayden Perez	G	5-8	Jr.	--	--	--	Out for the year with knee injury.. Appeared in 12 games off the bench in 2019-20.
21	Alex Crain	G	5-9	Jr.	4.0	2.5	1.1	Transferred from TCU (48 games)... Graduated from TCU in two years political science degree.
22	Flo Vinerte	F	6-2	Fr.	3.1	2.5	0.5	Earned 1st career start at Wyoming (1-26-21)... Had career-high 10 vs. USU (1-14) w/ 8 in the 4th Q.
24	Kiara Edwards	F	6-1	RS-Jr.	3.2	1.7	0.0	Had career-high 9 points at UNM (2-3-21)... 4th year with program... Appeared in 23 games last season.
30	Ivvana Murillo	F	6-1	Jr.	1.6	0.9	0.4	Colombia native & transfer from Northeastern Oklahoma A&M Coll... Averaged 13.1 points & 9.4 rebounds.
42	Kim Villalobos	G/F	6-0	Fr.	6.8	4.4	1.0	Leads team in offensive rebounds... Averaged 15 points & 12 rebounds as a HS senior.

Head Coach: Stacie Terry-Hutson (UT Arlington, 1998) | Eighth Season at SDSU

Assistant Coaches: Ciara Carl (Point Loma Nazarene, 2005), Nick Grant (Baylor, 2010), Marsha Frese (Rice, 1995)

Director of Basketball Operations: Jon Silver (UCLA, 2009) | Director of Player Personnel: Mercedes Riggs (Duke, 2016) | Graduate Assistant: Naomi Ekwedike (SDSU, 2020)

PERSONNEL SUMMARY

Returning Starters (3):

Mallory Adams*, So., G/F (12.8 ppg, 6.0 rpg)
 Téa Adams, Sr., G (9.1 ppg, 3.2 rpg, 2.3 apg)
 Sophia Ramos, Jr., G, (14.3 ppg, 6.5 rpg, 3.8 apg)
**Limited to six games in 2019-20*

Starters Lost (3):

Taylor Kalmer, G (15.7 ppg, 4.0 rpg, 3.1 apg)
 Monique Terry, F (4.6 ppg, 3.4 rpg, 40.3 3-pt FG%)
 Baylee Vanderdoes, F (3.7 ppg, 5.4 rpg)

Other Players Lost (3):

Zayn Dornstauder, C (17.6 mpg, 8.0 ppg, 4.5 rpg)
 Naomi Ekwedike, C (17 games)
 Kennedy Villa (16.5 mpg, 1.9 rpg, 48.9 FG%)

Other Letterwinners Returning (2):

Kiara Edwards, F (23 games, 4.9 mpg)
 Isabela Hernandez, G/F (3.1 ppg, 43.1 3-pt FG%)

Other Players Returning (2):

Jayden Perez, Jr., G (12 games)
 Talia Sireni, So., G (10 games)

Newcomers (8):

Asia Avinger, Fr., G, 5-7, Cerritos, Calif. (Rosary HS)
 Bailee Chynoweth, Fr., G, Austin, Texas (Westlake HS)
 Alex Crain, Jr., G, McKinney Texas (TCU/Dallas Thunder)
 Kamaria Gipson, Fr., C, Beeville, Texas (A.C. Jones HS)
 Ivvana Murillo, Jr., F, Medellin, Colombia (Northeastern Oklahoma A&M, Santa Catalina de Sena HS)
 Mercedes Staples, Jr., G, Centerville, Utah (Minnesota, Viewmont HS)
 Kim Villalobos, Fr., G/F, Van Nuys, Calif. (Chaminade HS)
 Flo Vinerte, Fr., F, Riga Latvia (New Hope Academy (Md.))

ROSTER BREAKDOWN

By Class

Seniors (1): T. Adams; **Juniors (6):** Crain, Edwards, Murillo, Perez, Ramos, Staples; **Sophomores (3):** M. Adams, Hernandez, Sireni; **Freshmen (5):** Avinger, Chynoweth, Gipson, Villalobos, Vinerte

By State (5)/Country (3)

Arizona (1): Edwards; **California (2):** Avinger, Villalobos; **New Mexico (1):** Perez; **Texas (5):** M. Adams, Chynoweth, Crain, Gipson, Ramos; **Washington (2):** T. Adams, Hernandez; **Canada (1):** Sireni; **Colombia (1):** Murillo; **Latvia (1):** Vinerte

By Position

Centers (1): Gipson; **Forwards (5):** M. Adams, Edwards, Murillo, Villalobos, Vinerte; **Guards (9):** T. Adams, Avinger, Chynoweth, Crain, Hernandez, Perez, Ramos, Sireni, Staples

By Height

6-3 (1): Gipson; **6-2 (2):** Hernandez, Vinerte; **6-1 (2):** Edwards, Murillo; **6-0 (2):** M. Adams, Villalobos; **5-11 (1):** Chynoweth; **5-10 (1):** Staples; **5-9 (4):** T. Adams, Crain Ramos, Sireni; **5-8 (1):** Perez; **5-7 (1):** Avinger

2020-21 NUMERICAL ROSTER

No.	Name	Pos.	Ht.	Yr.	Hometown (Previous School/High School)
1	Asia Avinger	G	5-7	Fr.	Cerritos, Calif. (Rosary HS)
2	Sophia Ramos	G	5-9	Jr.	San Antonio, Texas (Incarnate Word HS)
3	Mallory Adams	G/F	6-0	So.*	Frisco, Texas (Lone Star HS)
4	Bailee Chynoweth	G	5-11	Fr.	Austin, Texas (Westlake HS)
5	Téa Adams	G	5-9	Sr.	Kirkland, Wash. (Juanita HS)
10	Isabela Hernandez	G/F	6-2	So.	Bellingham, Wash. (Lynden Christian HS)
11	Kamaria Gipson	C	6-3	Fr.	Beeville, Texas (A.C. Jones HS)
12	Mercedes Staples	G	5-10	Jr.	Centerville, Utah (Minnesota/Viewmont HS)
13	Talia Sireni	G	5-9	So.	Surrey, British Columbia, Canada (Earl Marriott Secondary School)
15	Jayden Perez	G	5-8	Jr.	Las Cruces, N.M. (Onate HS)
21	Alex Crain	G	5-9	Jr.	McKinney, Texas (TCU/Dallas Thunder)
22	Flo Vinerte	F	6-2	Fr.	Riga, Latvia (New Hope Academy (Md.))
24	Kiara Edwards	F	6-1	Jr.*	Surprise, Ariz. (Valley Vista HS)
30	Ivvana Murillo	F	6-1	Jr.	Medellin, Colombia (Northeastern Oklahoma A&M/Santa Catalina de Sena HS)
42	Kim Villalobos	G/F	6-0	Fr.	Van Nuys, Calif. (Chaminade HS)

2020-21 ALPHABETICAL ROSTER

No.	Name	Pos.	Ht.	Yr.	Hometown (Previous School/High School)
3	Mallory Adams	G/F	6-0	So.*	Frisco, Texas (Lone Star HS)
5	Téa Adams	G	5-9	Sr.	Kirkland, Wash. (Juanita HS)
1	Asia Avinger	G	5-7	Fr.	Cerritos, Calif. (Rosary HS)
4	Bailee Chynoweth	G	5-11	Fr.	Austin, Texas (Westlake HS)
21	Alex Crain	G	5-9	Jr.	McKinney, Texas (TCU/Dallas Thunder)
24	Kiara Edwards	F	6-1	Jr.*	Surprise, Ariz. (Valley Vista HS)
11	Kamaria Gipson	C	6-3	Fr.	Beeville, Texas (A.C. Jones HS)
10	Isabela Hernandez	G/F	6-2	So.	Bellingham, Wash. (Lynden Christian HS)
30	Ivvana Murillo	F	6-1	Jr.	Medellin, Colombia (Northeastern Oklahoma A&M/Santa Catalina de Sena HS)
15	Jayden Perez	G	5-8	Jr.	Las Cruces, N.M. (Onate HS)
2	Sophia Ramos	G	5-9	So.	San Antonio, Texas (Incarnate Word HS)
13	Talia Sireni	G	5-9	So.	Surrey, British Columbia, Canada (Earl Marriott Secondary School)
12	Mercedes Staples	G	5-10	Jr.	Centerville, Utah (Minnesota/Viewmont HS)
42	Kim Villalobos	G/F	6-0	Fr.	Van Nuys, Calif. (Chaminade HS)
22	Flo Vinerte	F	6-2	Fr.	Riga, Latvia (New Hope Academy (Md.))

* Utilized redshirt season

Head Coach: Stacie Terry-Hutson (UT Arlington, 1998), Eighth season at SDSU

Assistant Coach: Ciara Carl (Point Loma Nazarene, 2005), Eighth season at SDSU

Assistant Coach: Nick Grant (Baylor, 2010), Seventh season at SDSU

Assistant Coach: Marsha Frese (Rice 1995), First season at SDSU

Director of Operations: Jon Silver (UCLA, 2009; LSU 2017), Fifth season at SDSU

Director of Player Development: Mercedes Riggs (Duke, 2016), Third season at SDSU

Graduate Assistant: Naomi Ekwedike (San Diego State, 2020), First season at SDSU

Administrative Assistant: Jordan Mottershaw (W. Oregon, 2017; Cal St. San Bernardino, 2019), Second season at SDSU

2020-21 PRONUNCIATION GUIDE

Téa Adams	TAY-uh	Talia Sireni	Tal-EE-uh Si-REN-ee
Asia Avinger	AV-in-JER	Kim Villalobos	VILL-uh-lobos
Bailee Chynoweth	CHIN-uh-WITH	Flo Vinerte	vin-AIR-tay
Kiara Edwards	key-ARR-uh	Ciara Carl	see-ARR-uh
Kamaria Gipson	cuh-MARE-uh	Marsha Frese	FREEZE
Ivvana Murillo	ee-VON-uh mur-EE-oh	Naomi Ekwedike	nay-O-mee ECK-weh-DEE-koy

SAN DIEGO STATE QUICK FACTS

GENERAL INFORMATION

Location: San Diego, Calif., 92182
 Founded: 1897
 Enrollment: 33,870
 Nickname: Aztecs
 School Colors: Scarlet and Black
 Affiliation: NCAA Division I
 Conference: Mountain West
 Home Arena (Capacity):
 Steve Fisher Court at Viejas Arena (12,414)
 President: Dr. Adela de la Torre
 Director of Athletics: John David Wicker

AZTEC BASKETBALL FACTS

First Year of Basketball: 1976-77
 All-Time Record: 665-610 (.522) / 43 seasons
 Postseason Appearances/NCAA Appearances: 12/9
 Last Postseason Appearance: 2013
 Lost to BYU (69-58) in WNIT Second Round

SDSU TEAM INFORMATION

2019-20 Record: 14-17 (.452)
 2019-20 MW Record/Finish: 9-9/t-5th
 2020 MW Tournament Record: 0-1
 2020 Final NCAA RPI: 244
 Letterwinners Returning/Lost: 5/6
 Starters Returning/Lost: 2/3
 Newcomers: 8 (5 freshmen & 3 transfers)

AZTEC BASKETBALL STAFF

Head Coach: Stacie Terry
 Alma Mater: UT Arlington, 1998
 Career Record/Years: 87-128/Eighth Year
 Basketball Office Phone: 619-594-4095
 Assistant Coaches:
 Ciara Carl
 Eighth season at SDSU
 Alma Mater: Point Loma Nazarene, 2005
 Nick Grant
 Seventh season at SDSU
 Alma Mater: Baylor, 2010
 Marsha Frese
 First season at SDSU
 Alma Mater: Rice, 1995
 Director of Basketball Operations: Jon Silver
 Fifth season at SDSU
 Alma Mater: UCLA, 2009
 Player Development Coordinator: Mercedes Riggs
 Third season at SDSU
 Alma Mater: Duke, 2016
 Graduate Assistant: Naomi Ekwedike
 First season at SDSU
 Alma Mater: San Diego State, 2020
 Administrative Assistant: Jordan Mottershaw
 Athletic Trainer: Queenie Soriano
 Academic Advisor: Dr. Bre White
 Strength and Conditioning: Justin Landry

SDSU MEDIA RELATIONS

Women's Basketball SID: Ben Pearson
 E-mail: ben.pearson@sdsu.edu
 Office Phone: 619-594-5547

Mountain West Tournament Notes

- The Aztecs are 16-19 all-time in the Mountain West Tournament.
- SDSU is 3-0 all-time against Air Force in the Mountain West Tournament. They last played in the No. 7 (SDSU) vs. No. 10 (AF) game in 2019, a 63-55 Aztec win.
- SDSU has gone to overtime in their last three Mountain West tournament games and in four of their last five.
- SDSU is 12-2 as the higher seed.
- The Aztecs are 4-5 in the first round.
- SDSU is 2-3 all-time as the No. 8 seed and 2-0 when playing the No. 9 seed.
- The Aztecs were in the No. 8 vs No. 9 game in both 2016 and 2017, splitting those games.
- SDSU is 5-7 at the Mountain West Championships under Coach Terry-Hutson.
- In Sophia Ramos' four Mountain West tournament games she is averaging 17.4 points and is 7-for-11 from three.

Aztecs Partners with Jordan Brand

The San Diego State women's basketball program announced they will be the newest member of the Jordan Brand family. Beginning at the start of the 2021-22 season, the team will wear the latest Jordan Brand performance footwear and all on-court apparel including uniforms, practice gear and travel attire will be Jumpman branded. SDSU is the ninth women's basketball program in the Jordan lineup, joining Florida, Georgetown, Houston, Marquette, Michigan, North Carolina, Oklahoma and UCLA. The Aztecs are one of just two programs on the West Coast to be partnered with the iconic brand. The apparel will feature San Diego State's official color scheme of red and black elements and will sync with Jordan Brand's iconic colors. The San Diego State men's team has been partnered with the Jordan Brand since the beginning of the 2018-19 season. "We are excited to be a part of this special brand," Head coach Stacie Terry-Hutson said. "We recognize that we are in elite company being one of the few women's programs to don the Jumpman logo. Jordan is one of the most popular shoes in the basketball community and this will help us market the San Diego State program.

SAN DIEGO STATE STREAKS

Most Consecutive Starts*

	Consecutive	Total
Mercedes Staples	23	23
Téa Adams	6	80
Mallory Adams	6	44
Kamaria Gipson	6	12
Sophia Ramos	5	73
Isabela Hernandez	0	11
Alex Crain	0	11
Kiara Edwards	0	10
Kim Villalobos	0	8
Flo Vinerte	0	1
Bailea Chynoweth	0	1

Most Consecutive Games*

	Consecutive	Total
Isabela Hernandez	54	54
Mercedes Staples	23	23
Kamaria Gipson	21	21
Kim Villalobos	21	21
Flo Vinerte	21	21
Mallory Adams	15	53
Alex Crain	15	22
Téa Adams	6	110
Sophia Ramos	6	75
Kiara Edwards	2	52
Ivvana Murillo	2	9
Jayden Perez	0	27
Talia Sireni	0	23
Bailea Chynoweth	0	9

Most Consecutive Games With A Point^

	Consecutive	Total
Téa Adams	67	105
Mercedes Staples	23	23
Mallory Adams	11	52
Sophia Ramos	6	74
Flo Vinerte	6	12
Kiara Edwards	4	26
Isabela Hernandez	0	37
Kim Villalobos	0	19
Alex Crain	0	16
Kamaria Gipson	0	16
Jayden Perez	0	8
Talia Sireni	0	8
Ivvana Murillo	0	2
Bailea Chynoweth	0	2

*SDSU totals only

^must have played in the game

AIR FORCE ALL-TIME SERIES

San Diego State leads 37-12

Record at SDSU.....	18-6
Record at AF.....	16-6
Record at Neutral.....	3-0
Most Points SDSU.....	89, 1997
Most Points AF.....	79, 2002
Largest Margin SDSU.....	51, 2009
Largest Margin AF.....	29, 2006
Longest SDSU Win Streak.....	12
Longest AF Win Streak.....	2
Current Streak.....	AF 1
1-11-97.....	H.....W 70-41
2-6-97.....	A.....W 89-57
2-7-98.....	A.....W 78-54
2-26-98.....	H.....W 68-59
1-22-00.....	A.....L 72-77
2-19-00.....	H.....W 70-38
1-18-01.....	A.....W 50-49
2-17-01.....	H.....W 57-30
1-26-02.....	H.....W 58-50
2-21-02.....	A.....W 83-79
2-1-03.....	A.....W 73-55
2-27-03.....	H.....W 69-57
1-31-04.....	A.....W 51-46
2-26-04.....	H.....W 52-50
1-27-05.....	H.....L 44-48
2-26-05.....	A.....W 77-61
1-7-06 (ot).....	H.....L 59-63
2-8-06.....	A.....L 45-74
1-14-07.....	H.....W 60-51
2-15-07.....	A.....L 52-60
2-6-08.....	A.....W 62-45
3-8-08.....	H.....W 64-34
1-7-09.....	H.....W 79-28
2-7-09.....	A.....W 55-37
2-3-10.....	A.....W 68-48
3-6-10.....	H.....W 87-52
1-19-11.....	A.....L 58-61
2-19-11.....	H.....W 68-50
1-21-12.....	A.....W 75-62
2-18-12.....	H.....W 59-46
3-9-12.....	N.....W 68-58
2-2-13.....	H.....W 68-46
3-6-13.....	A.....W 73-55
1-11-14.....	H.....W 72-39
2-15-14.....	A.....W 77-66
3-10-14.....	N.....W 63-56
12-31-14.....	A.....W 74-65
1-21-15.....	H.....W 70-47
2-13-16.....	A.....W 69-66
1-25-17.....	H.....L 59-62
2-28-17.....	A.....W 64-51
2-3-18.....	A.....L 51-61
2-17-18.....	H.....L 48-56
1-23-19.....	H.....W 70-61
1-30-19.....	A.....L 66-75
3-10-19.....	N.....W 63-55
2-8-20.....	H.....L 49-51
1-22-21.....	H.....W 59-54
1-24-21.....	H.....L 55-58

Opponent Notebook (Air Force)

- Air Force finished the regular season 7-17 and 4-14 (9th place) in the Mountain West.
- They were recently swept at home by Nevada, but prior to that split their series with New Mexico and Colorado State, the top two teams in the conference.
- They are 2-8 away from their home arena this year.
- They are led by Riley Snyder's 15.4 points per game. She has 51 made three-pointers, second most in the conference.
- Briana Autry scores 12.5 points per game and dishes out 4.0 assists per game. Her 2.5 steals per game are second in the conference.
- Kassady Huffman leads the Mountain West with 1.9 blocks per game.
- The Falcons lead the conference in steals (10.1 per game) and turnovers forced (17.7 per game).
- Air Force is last in the conference in field goal percentage defense (.442), turnovers (16.0 per game), assist-to-turnover ratio (0.73) and fouls (16.8 per game). They are 10th in points per game (60.7) and rebounds per game (35.4).
- Head coach Chris Gobrecht is in her sixth season with the Falcons and her 41st season overall. She is 36-139 at Air Force and 578-612 overall.

Series Notes

- San Diego State leads the all-time series 37-12.
- The Aztecs are 3-0 against the Falcons at the Mountain West Tournament. They last met in the first round in 2019, a 63-55 SDSU win.
- The two teams have alternated wins over their last seven meetings. The total score over those seven games is 410-410.
- A team has reached 70 points only once in the past 11 meetings.

Asia Avinger & Jayden Perez Out for the Year

MW PRESEASON HONORS

Preseason All-Mountain West Team

Mallory McGwire, Sr., C, Boise State
 Haley Cavinder, So., G, Fresno State
 Maddi Utti, Sr., G, Fresno State
Sophia Ramos, Jr., Guard, San Diego St.
 Ayzhiana Basallo, Jr., Guard, San Jose State

Preseason Player of the Year

Maddi Utti, Sr., G, Fresno State

Preseason Newcomer of the Year:

LaTascya Duff, Jr., Guard, New Mexico

Preseason Freshman of the Year

Asia Avinger, G, San Diego State

SDSU 1,000 POINT SCORERS

Player	Years	Points
1. Judy Porter	(1980-83)	2,318
2. Falisha Wright	(1992-95)	1,733
3. McKynzie Fort	(2015-18)	1,708
4. Paris Johnson	(2008-11)	1,598
5. Jené Morris	(2008-10)	1,499
6. Courtney Clements	(2011-13)	1,495
7. Chana Perry	(1988-89)	1,445
8. Jessica Haynes	(1986-88)	1,395
9. Quenese Davis	(2007-10)	1,370
10. Michelle Suman	(1992-95)	1,341
11. Brooke Meadows	(1986-89)	1,310
12. Jamey Cox	(2000-03)	1,275
13. Marsha Overton	(1980-83)	1,273
14. Tina Hutchinson	(1984-85)	1,256
15. Christina Murguia	(1992-95)	1,237
16. Kieishsha Garnes	(1991-92)	1,235
17. Shelda Arceneaux	(1984-87)	1,232
18. Dee Dee Duncan	(1983-86)	1,108
19. Julie Evans	(1989-90)	1,106
20. Jodi Nowlin-Tres	(1994-97)	1,089
21. Sophia Ramos (2018-now)	1,079	
22. Heidi Bauer	(1981-83, 85)	1,024

TOP CAREER 3-POINT PERCENTAGE

Minimum 100 career attempts

Player	Years	Percentage
1. Charley Murray	(1998-99)	65-164 (.396)
2. Isabela Hernandez(2020-now)	45-114 (.395)	
3. Falisha Wright	(1992-95)	206-539 (.382)
4. Taylor Kalmer	(2020)	45-118 (.381)
5. Geena Gomez	(2016-18)	115-319 (.361)
6. Courtney Fritz	(2004-06)	62-202 (.356)
7. Chelsea Hopkins	(2012-13)	39-110 (.355)
8. Courtney Clements	(2011-13)	182-514 (.354)
9. Najé Murray	(2018-19)	134-386 (.347)
10. Jené Morris	(2008-10)	154-446 (.345)



SDSU RECORD WHEN...

Playing at home	3-9
Playing on the road	3-6
Playing at a neutral site	1-1
Playing a night game (5 p.m. or later)	3-4
Playing a day game	4-12
Leading or tied at the end of the 1st quarter	3-6
Trailing at the end of the 1st quarter	4-9
Leading or tied at halftime	2-5
Trailing at halftime	5-10
Leading or tied at the end of the 3rd quarter	5-4
Trailing at the end of the 3rd quarter	2-11
Leading or tied with 5:00 minutes remaining	5-2
Trailing with 5:00 minutes remaining	2-13
In overtime	0-1
Scoring less than 50 points	0-5
Scoring 50-59 points	2-4
Scoring 60-69 points	3-3
Scoring 70-79 points	2-4
Scoring 80 or more points	0-0
Opponent scores less than 50 points	1-0
Opponent scores 50-59 points	3-2
Opponent scores 60-69 points	1-5
Opponent scores 70-79 points	2-3
Opponent scores 80 or more points	0-6
FG% .500 or above	0-0
FG% .400-.499	4-5
FG% under .400	3-11
Opponent FG% .500 or above	0-3
Opponent FG% .400-.499	1-7
Opponent FG% under .400	6-7
Better shooting %	7-4
Worse shooting %	0-12
More FT attempts	6-9
Fewer FT attempts	1-7
Same FT attempts	0-0
More FTs made	5-6
Fewer FTs made	1-8
Same FTs made	1-2
More rebounds	2-5
Fewer rebounds	4-10
Same rebounds	0-1
More turnovers	4-12
Fewer turnovers	3-3
Same turnovers	0-1
More assists	4-1
Fewer assists	1-14
Same assists	2-1
More steals	4-5
Fewer steals	3-9
Same steals	0-2
Have 20+ point scorer	5-4
Don't have 20+ point scorer	2-12
Have 0-1 players with 10+ points	1-4
Have 2 players with 10+ points	3-7
Have 3 players with 10+ points	3-2
Have 4 or more players with 10+ points	0-3

SDSU STREAKS

Last 5 games	2-3
Last 10 games	2-8
Longest winning streak	2
Longest losing streak	7
Current streak	Lost 1

Guards Asia Avinger and Jayden Perez will miss the entire 2020-21 season due to leg injuries.

Avinger (Cerritos, Calif.), the preseason Mountain West Freshman of the Year, was expected to play a large role in the Aztecs' backcourt this season. One of the nation's best 2020 combo guards according to espnW, Avinger was ranked No. 56 in the nation according to ESPN, the highest ranked recruit under Terry-Hutson.

Perez, a junior from Las Cruces, N.M., has appeared in 27 games off the bench the last two seasons and was set to assume a larger role in the 2020-21 season.

Aztecs Sign Two Talented Wings to NLLs

Aztec women's basketball head coach Stacie Terry-Hutson announced the signings of four-star guards Cailee Crawford (Albuquerque, N.M.) and Khylee Pepe (Long Beach, Calif.) to National Letters of Intent.

"We are thrilled to add Cailee and Khylee to our program," Terry-Hutson explained. "They are both talented perimeter players who are great passers and can play multiple positions. They will fit in well with our team of versatile players."

Pepe (5'11") is a consensus four-star recruit and is ranked No. 83 in the espnW HoopGurlz top 100 rankings. She is a three-time all-state selection in California and was recruited by numerous power five programs. After playing her freshman season at Mater Dei (Santa Ana, Calif.), she transferred to Bishop Montgomery High School (Torrance, Calif.) where she has helped them win two league championships.

At Bishop Montgomery, she was named to the All-CIF and CalHiSports All-state team the last two seasons and took home league MVP honors last season. This past season, she averaged 17 points, eight rebounds, four assists and three steals and had 10 games with 20 or more points. She averaged 25.4 points over her final five games and set a new school record with 41 points in a game.

As a freshman at Mater Dei High School, she averaged 11.7 points, 6.5 rebounds and 3.6 assists and was a Second Team All-County selection. She helped the Monarchs win the Trinity League and finish fourth in the CIF-SS Open Division.

A 6'0" wing, Crawford is a four-star recruit according to Prospects Nation and has appeared in espnW's HoopGurlz top 100 rankings for 2021 recruits. Last season, she averaged 19.7 points, 6.2 rebounds and 3.5 assists while also contributing a steal and a block per game. She shot an efficient 58 percent from the field inside the arc. She averaged 22.2 points and 6.2 rebounds as a sophomore, helping Highland High School advance to the 4A quarterfinals.

Crawford is a two-time 4A All-State selection in New Mexico and was the 4A State Co-Player of the year last season. She has also been named to the All-Metro First Team three times while helping Highland High School win over 20 games each season and claiming two district titles.

2020-21 MOUNTAIN WEST STANDINGS

As of March 5

	MW	Overall
New Mexico	11-3	14-3
UNLV	13-5	15-8
Colorado State	11-5	15-5
Fresno State	12-6	14-9
Nevada	9-7	13-8
Boise State	10-8	13-8
Wyoming	8-8	10-9
San Diego State	5-12	7-16
Air Force	4-14	7-17
Utah State	2-16	4-19
Opt Out		
San José State	1-2	2-2

AZTECS VS. THE MOUNTAIN WEST

Air Force	37	12
Boise State	9	11
Colorado State	30	31
Fresno State	28	24
Nevada	13	13
New Mexico	32	36
San José State	23	10
UNLV	29	34
Utah State	10	7
Wyoming	29	33
Total	240	211

AZTECS TOP 100 IN THE NATION

As of March 5

Team		
Category	Value	Rank
Personal Fouls/Game	14.9	46
3-Pt. FG Percentage	.338	75
Rebounds	840	80
Turnovers/Game	14.5	92

Individual		
Category	Player	Value Rank
Minutes	Mercedes Staples	750:39 85

MOUNTAIN WEST CHAMPIONSHIP HISTORY

■ MOUNTAIN WEST (16-19)

2000 (0-1)

Las Vegas, Nev.
(2) Brigham Young 78, (7) San Diego State 37

2001 (0-1)

Las Vegas, Nev.
(3) New Mexico 55, (6) San Diego State 49

2002 (0-1)

Las Vegas, Nev.
(2) New Mexico 65, (7) San Diego State 52

2003 (0-1)

Las Vegas, Nev.
(2) New Mexico 54, (7) San Diego State 49

2004 (0-1)

Denver, Colo.
(2) Utah 68, (7) San Diego State 51

2005 (0-1)

Denver, Colo.
(1) New Mexico 81, (8) San Diego State 52

2006 (0-1)

Denver, Colo.
(8) Colorado St. 69, (9) San Diego State 58

2007 (0-1)

Las Vegas, Nev.
(2) Wyoming 56, (7) San Diego State 44

2008 (2-1)

MW Tournament Runner-Up
Las Vegas, Nev.
(6) San Diego State 66, (3) Wyoming 54
(6) San Diego State 69, (2) TCU 67
(4) New Mexico 62, (6) San Diego State 59

2009 (1-1)

MW Tournament Runner-Up
Las Vegas, Nev.
(2) San Diego State 71, (7) UNLV 63
(1) Utah 63, (2) San Diego State 58

2010 (3-0)

MW Tournament Champions
Las Vegas, Nev.
(3) San Diego State 60, (6) Wyoming 51
(3) San Diego State 77, (2) Brigham Young 47
(3) San Diego State 70, (4) Utah 60 (OT)

2011 (0-1)

Las Vegas, Nev.
(7) New Mexico 65, (6) San Diego State 57

2012 (3-0)

MW Tournament Champions
Las Vegas, Nev.
(1) San Diego State 68, (8) Air Force 58
(1) San Diego State 73, (5) Wyoming 55
(1) San Diego State 57, (7) New Mexico 43

2013 (2-1)

MW Tournament Runner-Up
Las Vegas, Nev.
(1) San Diego State 67, (9) Nevada 39
(1) San Diego State 67, (5) New Mexico 39
(2) Fresno State 76, (1) San Diego State 70

2014 (1-1)

Las Vegas, Nev.
(6) San Diego State 63, (11) Air Force 56
(3) Nevada 53, (6) San Diego State 48

2015 (1-1)

Las Vegas, Nev.
(7) San Diego State 70, (10) Nevada 48
(2) New Mexico 57, (7) San Diego State 56

2016 (1-1)

Las Vegas, Nev.
(8) San Diego State 62, (9) Wyoming 44
(1) Colorado State 53, (8) San Diego State 41

2017 (0-1)

Las Vegas, Nev.
(8) San José State 76, (9) San Diego State 58

2018 (0-1)

Las Vegas, Nev.
(7) Nevada 95, (10) San Diego State 84 (OT)

2019 (2-1)

Las Vegas, Nev.
(7) San Diego State 63, (10) Air Force 55
(7) San Diego State 70, (2) New Mexico 61 (OT)
(3) Wyoming 75, (7) San Diego State 70 (OT)

2020 (0-1)

Las Vegas, Nev.
(11) Utah State 81, (6) San Diego State 79 (OT)

■ MOUNTAIN WEST CHAMPIONSHIPS RECORD VS:

Air Force	3-0
Boise State	0-0
Fresno State	0-1
Nevada	2-2
New Mexico	3-7
Colorado State	0-2
San José State	0-1
UNLV	1-0
Utah State	0-1
Wyoming	4-2

Former Mountain West Members

Brigham Young	1-1
TCU	1-0
Utah	1-2

■ MOUNTAIN WEST CHAMPIONSHIPS RECORD BY SEED

SDSU Seed	Opponent Seed
No. 1	5-1
No. 2	1-1
No. 3	3-0
No. 4	0-0
No. 5	0-0
No. 6	3-5
No. 7	2-6
No. 8	2-3
No. 9	0-2
No. 10	0-1
No. 11	0-0
No. 1	0-3
No. 2	3-7
No. 3	1-3
No. 4	1-1
No. 5	2-0
No. 6	1-0
No. 7	2-2
No. 8	1-2
No. 9	2-0
No. 10	2-0
No. 11	1-1

■ MOUNTAIN WEST CHAMPIONSHIPS RECORD BY ROUND

First Round	4-5
Quarterfinals	5-10
Semifinals	5-1

Championship 2-3

■ INDIVIDUAL

Points

28, Jené Morris vs. Brigham Young, 3/12/10
27, Jené Morris vs. UNLV, 3/13/09
25, McKynzie Fort vs. Nevada (OT), 3/5/18

Field Goals

11, McKynzie Fort vs. Nevada, 3/5/18
10, Jené Morris vs. Brigham Young, 3/12/10
9, Cierra Warren vs. Air Force, 3/10/14
9, Courtney Clements vs. Wyoming, 3/9/12
9, Quenese Davis vs. Utah (OT), 3/13/10
9, Jené Morris vs. Utah (OT), 3/13/10

Field Goal Attempts

23, Sophia Ramos vs. New Mexico, 3/10/19
22, Jené Morris vs. Utah, 3/14/09
21, McKynzie Fort vs. Nevada (OT), 3/5/18
21, Courtney Clements vs. Fresno State, 3/16/13

Field Goal Percentage (min 5 made)

.857 (6-7), Erimma Amarikwa vs. Nevada, 3/14/13
.750 (6-8), Cheyenne Greenhouse vs. Nevada (OT), 3/5/18
.714 (10-14), Jené Morris vs. Brigham Young, 3/12/10
.714 (5-7), Zayn Dornstauder vs. Wyoming (OT), 3/12/19

3-Point Field Goals

6, Najé Murray vs. New Mexico (OT), 3/11/19
4, Danesha Long vs. Air Force, 3/10/14
4, Jené Morris vs. Wyoming, 3/12/08
4, Courtney Fritz vs. Utah, 3/10/04
4, Sophia Sledge vs. New Mexico, 3/6/02

3-Point Field Goal Attempts

12, Michelle Strawberry vs. Colorado State, 3/7/06
11, Najé Murray vs. New Mexico (OT), 3/11/19
11, Courtney Clements vs. Fresno State, 3/16/13

Free Throws

11, Jené Morris vs. UNLV, 3/13/09
9, Chelsea Hopkins vs. Air Force, 3/7/12
6, Zayn Dornstauder vs. Utah State (OT) 3/1/20
6, Tea Adams vs. New Mexico (OT), 3/11/19
6, Cierra Warren vs. Nevada, 3/11/14
6, Jené Morris vs. Brigham Young, 3/12/10
6, Quenese Davis vs. Wyoming, 3/10/10
6, Allison Duffy vs. Wyoming, 3/12/08

Free Throw Attempts

15, Jené Morris vs. UNLV, 3/13/09
11, Tea Adams vs. New Mexico (OT), 3/11/19
11, Chelsea Hopkins vs. Air Force, 3/7/12

Free Throw Percentage (min 5 made)

1.000 (6-6), Zayn Dornstauder vs. Utah State (OT) 3/1/20
1.000 (6-6), Cierra Warren vs. Nevada, 3/11/14
1.000 (6-6), Jené Morris vs. Brigham Young, 3/12/10
1.000 (6-6), Allison Duffy vs. Wyoming, 3/12/08

Rebounds

16, Mallory Adams vs. New Mexico (OT), 3/11/19
15, Chelsea Hopkins vs. Fresno State, 3/16/13
14, Baylee Vanderdoes vs. New Mexico (OT), 3/11/19
14, Chelsea Hopkins vs. New Mexico, 3/15/13

Assists

14, Chelsea Hopkins vs. Nevada, 3/11/13
10, Chelsea Hopkins vs. Wyoming, 3/8/12
10, Quenese Davis vs. TCU, 3/14/08

Steals

6, Jené Morris vs. Brigham Young, 3/12/10
5, Quenese Davis vs. New Mexico, 3/15/08
Many with 4

Blocked Shots

7, Cierra Warren vs. Nevada, 3/11/14
7, Jessica Bradley vs. Wyoming, 3/10/10
7, Paris Johnson vs. UNLV, 3/13/09

■ TEAM

Points

84, vs. Nevada (OT), 3/5/18
79, vs. Utah State (OT) 3/1/20
77, vs. Brigham Young, 3/12/10

Field Goals

33, vs. Nevada (OT), 3/5/18
32, vs. Wyoming, 3/9/12
30, vs. Utah (OT), 3/13/10

Field Goal Attempts

81, vs. New Mexico (OT), 3/11/19
73, vs. Nevada (OT), 3/5/18
72, vs. Fresno State, 3/16/13

Field Goal Percentage

.561 (32-57), vs. Wyoming, 3/9/12
.544 (30-55), vs. Utah, 3/13/10
.529 (27-51), vs. Brigham Young, 3/12/10

3-Point Field Goals

9, vs. New Mexico (OT), 3/11/19
7, vs. New Mexico, 3/8/11
7, vs. Utah State (OT) 3/1/20

3-Point Field Goal Attempts

23, vs. Fresno State, 3/16/13
20, vs. New Mexico (OT), 3/11/19
19, vs. Nevada, 3/5/18
19, vs. Air Force, 3/9/14
19, vs. Utah, 3/14/09
19, vs. Colorado State, 3/7/06

Free Throws

18, vs. Nevada, 3/10/14
18, vs. Brigham Young, 3/12/10
16, vs. Utah State (OT) 3/1/20
16, vs. Wyoming, 3/10/10

Free Throw Attempts

27, vs. New Mexico, 3/10/12
26, vs. Air Force, 3/7/12
23, vs. Brigham Young, 3/12/10
23, vs. New Mexico, 3/9/05

Free Throw Percentage (min 5 made)

.900 (18-20), vs. Nevada, 3/10/14
.900 (9-10), vs. Wyoming (OT), 3/12/19
.889 (16-18), vs. Utah State (OT) 3/1/20

Rebounds

59, vs. New Mexico (OT), 3/11/19
49, vs. Utah State (OT) 3/1/20
48, vs. Fresno State, 3/16/13

Assists

21, vs. Brigham Young, 3/12/10
20, vs. Nevada, 3/5/18
20, vs. UNLV, 3/13/09

Steals

13, vs. Nevada, 3/9/15
13, vs. Brigham Young, 3/12/10
13, vs. TCU, 3/14/08

Blocked Shots

11, vs. Wyoming, 3/10/10
10, vs. Nevada, 3/10/14
10, vs. Fresno State, 3/16/13



#1 ASIA AVINGER

Freshman

5-7

Guard

Cerritos, Calif.

Rosary HS

Out for the season with knee injury

Preseason Mountain West Freshman of the Year (2020-21)

High School

One of the nation's best combo guards according to espnW, Avinger comes to SDSU as a four-star recruit ranked No. 56 in the nation according to ESPN, the highest ranked recruit under Stacie Terry-Hutson... A three-time All-CIF Southern Section pick, she was ranked as the No. 16 point guard in the nation by espnW... Following her senior year, she was named the Orange County Register's Female Athlete of the Year and to the MaxPreps All-California First Team. She was also named the Trinity League MVP and the Orange County Player of the Year... Averaged 13.8 points, 6.3 rebounds and 4.0 assists as a senior... Helped lead Rosary HS to the 2020 CIF Southern California DI Regional championship before the tournament was suspended by COVID-19... As a junior averaged 12.1 points, 7.7 rebounds and 6.3 assists and helped guide Rosary HS to a 27-8 record and the 2019 CIF State Division One championship... Avinger scored 24 points in the championship game and took home MVP honors... Following her junior year, she was named to the MaxPreps All-California Third team, the CIF Orange County First Team, the Los Angeles Times All-Area Team and the Orange County Register All-County First Team... As a sophomore she attended Los Alamitos HS who won the Sunset League and was named the league's MVP... Helped Los Alamitos reach the CIF DI semi-finals... Was named to the Sunset League First Team as a freshman... Received recruiting interest from over 20 DI schools... Also competed in track and field... Received the Rosary HS Scholar Athlete Award for the 2018-19 school year.

Personal

Born in Long Beach, Calif. to Nicole and Skinner Avinger... Her father played football at Portland State... Enjoys playing and watching football, going to the beach, swimming, trampoline parks and watching movies... Worked at the Mamba Academy as a coaching assistant... Lists Steve Nash as her favorite athlete... Undecided on her major.

CAREER HIGHS

Points
32, vs. New Mexico (1-29-20)

Rebounds
14, vs. Boise State (2-15-20)

Assists
10 vs. UNLV (2-16-21)

Steals
5, Three times
Last: at San Diego (12-5-20)

Blocks
3, vs. Lamar (11-27-20)

Field Goals
10, Twice
Last: at CSUN (12-9-18)

Field Goal Attempts
27, at Colorado State (12-8-20)

3-Point Field Goals
7, at CSUN (12-9-18)

3-Point Field Goal Attempts
13, at CSUN (12-9-18)

Free Throws
16, vs. New Mexico (1-29-20)

Free Throw Attempts
16, vs. New Mexico (1-29-20)

MISC. CAREER STATS

Double-figure scoring games: 60

20 point scoring games: 15

Double-figure rebounding games: 7

Double-figure assist games: 1

Double-Doubles: 6



#2 SOPHIA RAMOS

Junior
5-9
Guard
San Antonio, Texas
Incarnate Word HS

Preseason All-Mountain West Team (2020-21) | All-Mountain West Team (2019-20) | Mountain West All-Freshman Team (2018-19) | Mountain West All-Tournament Team (2019) | Mountain West All-Academic Team (2019-20) | Three-time Mountain West Player of the Week

As A Sophomore (2019-20)

Named to the All-Mountain West Team after averaging 14.3 points, 6.5 rebounds and 3.8 assists... Started all 31 games, averaging 36.7 minutes per game, second in the conference and 18th in the nation... Had 23 games with 10 or more points and led the Aztecs in scoring eight times... Became the first SDSU guard to lead the Aztecs in rebounding since 2013 (Chelsea Hopkins)... Led the team in rebounds 12 times, had four games with 10 or more rebounds and three double-doubles... Led the team in assists 18 times and in steals 17 times... Was 113-for-136 from the line (.831), the second-best FT percentage in the conference and eighth-best in school history... Her 113 free throws were the 10th-most in a single-season in program history... Was second on the team in made three-pointers (37)... Had three games with at least 20 points, 10 rebounds and five assists, tied for the third-most in the nation... Scored 20 or more points six times and topped 30 points twice... Had 32 points and 11 rebounds vs. New Mexico (1-29-20) while shooting a perfect 16-for-16 from the line (including the game-winner). Her 16 made free throws tied a school record and made her one of three players in the nation to make at least 16 free throws in a game without a miss... Ramos earned Mountain West Player of the Week honors twice and was the College Sports Madness National High-Major Player of the Week following the New Mexico game... Had 25 points, 14 rebounds and five assists against Boise State (2-15-20) to become the first Aztec (male or female) to reach those totals in a game in the Mountain West era (1999-present)... Had 30 points on 9-for-14 shooting with eight rebounds at California Baptist (12-19-19)... Led the team with 41 steals and had four games with three or more steals and had a career-high five takeaways vs. UNLV (1-25-20)... Played at least 30 minutes in all but one game and topped 35 minutes 24 times including in each of the last nine games.

As a Freshman (2018-19 Season)

Hit the ground running as a true freshman, leading the team in scoring (13.9 ppg), assists (4.5 apg) and three-point percentage (.362)... Started 31 of 32 games and averaged 34.0 minutes, second on the team and fifth in the MW... Was second on the team with 4.4 rebounds and 1.3 steals per game... Was named to the Mountain West all-freshman team after leading all MW freshmen in scoring and assists... Averaged the most points and assists by a SDSU freshman since 1992... Became the first Aztec (of any class) to lead the team in points and assists since 1997... Was the only true freshman in the nation to average 13.0 points, 4.0 rebounds and 4.5 assists per game... Shot 44.3 percent from the field, best on the team (min. 100 made FG)... Was 80 percent (68-85) from the FT line, seventh-best in the MW... Led the team with a 1.3 assist-to-turnover ratio, which was the second-best among freshmen in the MW... Named to the Mountain West all-tournament team after averaging 16.7 points and committing just two turnovers across three games and 112 minutes... Scored 10 or more points in 27 of SDSU's 32 games... Led the team in assists 25 times... Scored 28 points at CSUN (12-9-18), including seven three-pointers (six in the fourth quarter), with seven rebounds and six assists. Her six threes in the fourth quarter set a school record.

At Incarnate Word High School

A four-star recruit according to Prospects Nation... She scored over 2,000 career points at Incarnate Word High School in San Antonio, where she was a four-time (TAPPS) All-State and All-District first-team pick... Two-time *Express News* Super Team member... Four-time *Express News* All-Area Private Schools MVP... As a senior averaged 22.4 points, 6.2 rebounds, 4.1 assists and 3.7 steals and was named to the TAPPS 6A state all-tournament team... As a junior, averaged 16.6 points, 8.2 rebounds, 4.2 assists and 2.9 steals per game, leading Incarnate Word to a 27-6 record.

Personal

Born in San Antonio to Nicola and Gavino Ramos... Enjoys swimming, traveling and playing tennis... Plans to major in kinesiology with hopes of having a career in physical therapy or coaching.

CAREER STATISTICS

Season	gp-gs		Total		3-Point		F-Throws		Rebounds				Scoring												
	gp	gs	fg-fga	pct	fg-fga	pct	ft-fta	pct	off	def	tot	avg	pf	fo	ast	to	blk	stl	pts	avg					
2018-19	32	31	1089	34.0	168	379	.443	42	116	.362	68	85	.800	20	122	142	4.4	56	0	144	111	14	43	446	13.9
2019-20	31	31	1139	36.7	146	368	.397	37	115	.322	113	136	.831	16	185	201	6.5	58	0	119	100	11	41	442	14.3
2020-21	12	11	394	32.8	65	161	.404	16	46	.348	45	54	.833	6	53	59	4.9	17	0	44	33	4	20	191	15.9
TOTAL	75	73	2622	35.0	379	908	.417	95	277	.343	226	275	.822	42	360	402	5.4	131	0	307	244	29	104	1079	14.4

CAREER HIGHS

Points
20, Twice
Last: vs. [10] Air Force (3-10-19)

Rebounds
16, vs. [2] New Mexico (3-11-19)

Assists
3, vs. New Mexico (2-6-19)

Steals
3, vs Incarnate Word (11-18-18)

Blocks
2, at San Diego (11-28-18)

Field Goals
8, Twice
Last: vs. [10] Air Force (3-10-19)

Field Goal Attempts
18, vs. Alabama A&M (11-14-19)

3-Point Field Goals
4, at Boise State (2-26-21)

3-Point Field Goal Attempts
8, at Boise State (2-26-21)

Free Throws
11, vs. California Baptist (11-23-18)

Free Throw Attempts
15, vs. California Baptist (11-23-18)

MISC. CAREER STATS

Double-figure scoring games: 29

Double-figure rebounding games: 16

Double-Doubles: 10



#3 MALLORY ADAMS

Sophomore
6-0
Guard/Forward
Frisco, Texas
Lone Star HS

All-Mountain West Honorable Mention (2018-19)
Mountain West All-Freshman Team (2018-19)

As a Sophomore (2019-20)

Limited to six games due to injury and received medical hardship waiver from the NCAA after the season... Averaged 12.8 points and 6.0 rebounds in 31.8 minutes before suffering injury... Scored in double-digits in five of her six games... Scored a season-high 17 points on 6-for-13 shooting against Cal (11-21-19)... Had a double-double with 14 points and 12 rebounds against Cal State Fullerton (11-17-19)... Started all six games she played in while playing at least 30 minutes in every game.

As A Freshman (2018-19)

Made an immediate impact in her first year on the Mesa... Started all 32 games and averaged a team-high 8.9 rebounds and 12.2 points... Was an all-Mountain West honorable mention selection and was named to the Mountain West All-Freshman Team... Her 8.9 rebounds per game were the most by an Aztec freshman since 1984 and the most for any Aztec since 2000... She was third in the MW in rebounding and led all freshmen... Was 109-for-156 from the free throw line... Her 109 made free throws were the most by an Aztec freshman since 1984 and the 10th most in a single-season in school history... Reached double-figures in points 19 times and had 10 or more rebounds on 15 occasions... Led the Aztecs in scoring 10 times and in rebounds in 22 of SDSU's 32 games... Scored 20 points twice; vs. Boise State (1-5-19) and against Air Force in the first round of the MW Tournament (3-5-19)... Had 16 rebounds against New Mexico in the quarterfinals of the MW Tournament, the most ever by an Aztec in the MW Tournament... Averaged 13.3 points and 9.3 rebounds per game in SDSU's three MW Tournament games... Scored 10 or more points in 13 of SDSU's final 17 games... Was third on the team with 22 made three-pointers (22-69, .319)... Averaged 32.0 minutes per game, third on the team... Was 11-for-15 from the FT line against California Baptist (11-23-18), tying her for the fifth most made free throws in a game in program history.

High School

A four-star recruit according to Prospects Nation, she earned an ESPN scout's grade of 90 as the 14th-ranked wing in her class... Scored over 2,000 points in high school and was named the Dallas-Fort Worth High School Player of the Year... Averaged 22.8 points and 10.3 rebounds per game in her senior year, leading Lone Star High School to a 34-5 overall record and a perfect 14-0 in the district... As a junior, she garnered Texas Association of Basketball Coaches (TABC) and Texas Girls Coaches Association (TGCA) all-state and all-region honors and was the District 13-5A Offensive MVP after averaging 18.9 points and 9.0 rebounds en route to Lone Star's district championship... She attended Centennial High School her first two years where she was the District 9-5A MVP and a TGCA all-state and TABC all-region honoree... As a freshman, she was named the 2015 District 9-5A Newcomer of the Year after averaging 18 points and 10 boards per game... Adams played AAU for Cy-Fair EYB L... She piqued interest from a number of schools, including SMU, Kansas, Alabama, Tulsa, Houston, New Mexico, Rutgers and New Mexico State among others... Was a member of the National Honor Society.

Personal

Born in Bryant, Ark. ... Parents are Michelle and Gary Adams... Adams' older sister, McKenzie, was a guard on SMU's women's basketball team... Her father, Gary, played four years of football at Arkansas and her mother, Michelle, played volleyball at Missouri Southern State... Her favorite athletes are Kobe Bryant and Skylar Diggins... Enjoys watching movies, swimming and going to the beach.

CAREER STATISTICS

Season	gp-gs		Total		3-Point		F-Throws		Rebounds				Scoring												
	gp	gs	fg-fga	pct	fg-fga	pct	ft-fa	pct	off	def	tot	avg	pf	fo	ast	to	blk	stl	pts	avg					
2018-19	32	32	1024	32.0	129	331	.390	22	69	.319	109	156	.699	101	184	285	8.9	61	1	30	45	13	18	389	12.2
2019-20	6	6	191	31.8	24	76	.316	6	22	.273	23	33	.697	13	23	36	6.0	8	0	6	8	1	4	77	12.8
2020-21	15	6	309	20.6	38	108	.352	19	54	.352	19	21	.905	11	37	48	3.2	13	0	4	20	1	8	114	7.6
TOTAL	53	44	1524	28.8	191	515	.371	47	145	.324	151	210	.719	125	244	369	7.0	82	1	40	73	15	30	580	10.9

CAREER HIGHS

Points
15, vs. UC Irvine (12-19-20)

Rebounds
N/A

Assists
N/A

Steals
1, Three times
Last: at Wyoming (1-30-21)

Blocks
N/A

Field Goals
5, vs. UC Irvine (12-19-20)

Field Goal Attempts
12, vs. UC Irvine (12-19-20)

3-Point Field Goals
5, vs. UC Irvine (12-19-20)

3-Point Field Goal Attempts
12, vs. UC Irvine (12-19-20)

Free Throws
N/A

Free Throw Attempts
N/A

MISC. CAREER STATS

Double-figure
scoring games: 1

Double-figure
rebounding games: 0



#4 BAILEE CHYNOWETH

Freshman

5-11

Guard

Austin, Texas

Westlake HS

High School

Attended Westlake HS in Austin, Texas for her final three years of high school, earning All-District First Team honors all three years.... As a senior, was named to the TGCA All-State team and to the All-Region team and also earned her district's Defensive MVP award... As a junior, earned her team's defensive MVP award... As a sophomore, was named her team's offensive MVP... Helped her school win the district championship three years in a row, only losing one game in district over than span... A three-time academic award winner... Attended Edmonds Woodway HS in Edmonds, Wash. her freshmen season.

Personal

Born in Seattle, Wash. to Erika and Vic Chynoweth... Grew up in Edmonds, Wash. before moving to Austin, Texas prior to her sophomore year in high school... Lists Diana Taurasi as her favorite athlete... Plans to major in industrial and organizational psychology.

CAREER STATISTICS

Season	gp-gs	min/avg	Total		3-Point		F-Throws		Rebounds				Scoring							
			fg-fga	pct	fg-fga	pct	ft-fa	pct	off	def	tot	avg	pf	fo	ast	to	blk	stl	pts	avg
2020-21	9-1	97/10.8	8-31	.258	8-31	.258	0-0	.000	0	0	0	0.0	2	0	0	2	0	3	24	2.7
TOTAL	9-1	97/10.8	8-31	.258	8-31	.258	0-0	.000	0	0	0	0.0	2	0	0	2	0	3	24	2.7

CAREER HIGHS

Points
24, Twice
Last: at Nevada (1-7-21)

Rebounds
8, Twice
Last: at California Baptist (12-19-19)

Assists
8, vs. Arkansas State (11-30-19)

Steals
5, Twice
Last: vs. Air Force (1-24-21)

Blocks
2, at San José State (1-10-18)

Field Goals
9, Four times
Last: at Nevada (1-7-21)

Field Goal Attempts
19, at Colorado State (12-10-20)

3-Point Field Goals
3, Twice
Last: at Colorado State (12-10-20)

3-Point Field Goal Attempts
7, vs. Arkansas State (11-30-19)


Free Throws
8 vs. Colorado State (12-4-19)

Free Throw Attempts
11, vs. [2] New Mexico (3-11-19)

MISC. CAREER STATS

Double-figure scoring games: 46

Double-figure rebounding games: 0



#5 TÉA ADAMS

Senior
5-9
Guard
Kirkland, Wash.
Juanita HS

2017-18 & 2019-20 Mountain West All-Academic Team

As A Junior (2019-20)

Appeared in all 31 games and made 30 starts... Averaged 9.1 points, 3.2 rebounds and 2.3 assists... Was second on the team in steals (31) and third in assists (72)... Made a career-high 25 three-pointers... Scored in double-digits 15 times, including the final six games and led the team in scoring six times... Led the team in steals 11 times and had four games with at least three steals... Had a season-high 18 points at UNLV (2-22-20) on 6-for-12 shooting... Scored 16 points with a career-highs in assists (8) and made three-pointers (3) vs. Arkansas State (11-30-19)... Tied a career-high with eight rebounds at California Baptist (12-19-19)... Averaged 12.8 points on 45.3 percent shooting over the final six games... Averaged 28.0 minutes per game and played at least 30 minutes 13 times.

As a Sophomore (2018-19 Season)

Made huge strides in her second season on the Mesa... Started all 29 games she appeared in, averaging 10.0 points, 3.4 rebounds and 2.0 assists in 27.8 minutes per game... Scored 10 or more points 17 times and was SDSU's leading scorer on six occasions... Began the year by scoring in double-digits in five straight games... Had a stretch of six consecutive games with 10 or more points in conference play... Hit a game-winning bucket in the final seconds twice; vs. Hawai'i (11-9-18) and vs. San Jose State (2-2-19)... Had a career-high 21 points and was a perfect 7-for-7 from the FT line at Cal State Fullerton (11-5-18)... Scored 18 points vs. New Mexico in the MW Tournament quarterfinals (3-11-19)... Had a career-high five steals vs. New Mexico (2-6-19)... Was third on the team in assists (58) and steals (42).

As a Freshman (2017-18)

Appeared in 29 games off the bench during her freshman campaign, averaging 16.6 minutes per game... Averaged 4.6 points, 1.8 rebounds and 1.6 assists per game... Had her best game of the season against Hope International (12-10-17) with season-highs in points (20 on 9-for-13 shooting), rebounds (8), assists (7) and steals (4) in just 22 minutes... Had 10 points against Fresno State (2-7-18) on 4-for-8 shooting... Had seven points and five assists against New Mexico (1-20-18)... Was third on team in assists (47) and fourth in steals (22)... Played at least 13 minutes in all but three games... Named SDSU scholar-athlete and to the Mountain West All-Academic Team.

At Juanita High School

A three-star recruit ranked No. 22 among point guards in her class according to ESPN with a 90 scouts grade... Finished her four-year career at Juanita High as the program's all-time leading scorer with 1,835 career points, leading the team in scoring each season... As a senior, was a first-team All-3A/2A KingCo Conference honoree, her fourth consecutive all-conference honor, and was a *Seattle Times* Class 3A first team pick following career-high tallies in points (22.5), assists (3.3), rebounds (4.1) and steals (4.7)... A 2016 All-USA Western Washington Preseason Girls Basketball Team honorable mention and KingCo 3A/2A First Team pick after recording 20.0 points per game... Named to the 2015 All-USA Western Washington Preseason Girls Basketball first team and captured KingCo 2A/3A Co-MVP and Defensive Player of the Year accolades as a sophomore... Collected All-KingCo 2A/3A first-team honors her freshman year.

Personal

Téa Adams was born in Kirkland, Wash., to Erika and Sam Adams... Sam was a three-year starter on Texas A&M's football team and a member of the Aggies' track team, getting inducted into the school's Hall of Fame in 2001... Sam, a three-time Pro Bowl defensive tackle, was a first-round pick of the Seattle Seahawks in 1994, for whom he played six seasons, and also played for Baltimore, Oakland, Buffalo, Cincinnati and Denver, winning two AFC Championships and Super Bowl XXXV with the Ravens... Adams has two brothers, Terin and Sam... Majoring in business.

CAREER STATISTICS

Season	gp-gs		Total		3-Point		F-Throws		Rebounds				Scoring												
	gp	gs	fg-fga	pct	fg-fga	pct	ft-fa	pct	off	def	tot	avg	pf	fo	ast	to	blk	stl	pts	avg					
2017-18	29	0	482	16.6	51	182	.280	6	45	.133	26	39	.667	7	46	53	1.8	48	1	47	41	4	22	134	4.6
2018-19	29	29	805	27.8	112	293	.382	4	12	.333	63	106	.594	21	79	100	3.4	61	1	58	63	6	42	291	10.0
2019-20	31	30	869	28.0	103	256	.402	25	75	.333	52	70	.743	11	89	100	3.2	74	4	72	62	5	31	283	9.1
2020-21	21	21	605	28.8	82	181	.453	15	41	.366	43	64	.672	2	56	58	2.8	49	2	73	66	7	26	222	10.6
TOTAL	110	80	2761	25.1	348	912	.382	50	173	.289	184	279	.659	41	270	311	2.8	232	8	250	232	22	121	930	8.5

CAREER HIGHS

Points
16, vs. Westcliff (11-12-19)

Rebounds
9, vs. New Mexico (2-5-21)

Assists
4, at Boise State (2-26-21)

Steals
3, Three times
Last: vs. New Mexico (2-5-21)

Blocks
2, vs. Arkansas State (11-30-19)

Field Goals
5, vs. Westcliff (11-12-19)

Field Goal Attempts
12, vs. Westcliff (11-12-19)

3-Point Field Goals
4, vs. Westcliff (11-12-19)

3-Point Field Goal Attempts
7, UNLV (1-25-20)


Free Throws
2, Twice
Last: at UC Santa Barbara (11-26-19)

Free Throw Attempts
2, Many times
Last: vs. UNLV (2-16-21)

MISC. CAREER STATS

Double-figure scoring games: 4

Double-figure rebounding games: 0



#10 ISABELA HERNANDEZ

Sophomore
6-2
Guard/Forward
Bellingham, Wash.
Lynden Christian HS

Mountain West All-Academic Team (2019-20)

As a Freshman (2019-20)

Appeared in all 31 games, coming off the bench to play 13.1 minutes per game... Averaged 3.1 points and 1.2 rebounds per game while shooting 43.1 percent from three, the second best in a season in school history (minimum 50 attempts)... Had career-high 16 points and was 4-for-5 from three vs. Westcliff (11-12-19)... Had two games with 11 points (at Boise State & at Wyoming)... Had season-high five rebounds vs. Cal (11-21-19)... Played 10 or more minutes 21 times and played a season-high of 26 minutes at Wyoming (1-22-20).

At Lynden Christian High School

A four-star recruit according to Prospects Nation, Hernandez was named the 1A State Player of the Year in Washington after her senior year... As a senior, averaged 13.9 points, 7.4 rebounds, 2.3 assists, 1.3 steals and 1.0 blocks per game... As a junior, posted averages of 13.0 points and 5.3 rebounds while shooting 50 percent from the field and 88 percent from the charity stripe... She helped Lynden Christian (Bellingham, Wash.) win the state championship in 2016 and 2018 (29-0)... Helped the Lyncs qualify for the state championship game three times in her four years... Had a game where she knocked down seven three-pointers in her senior year... Was an all-state selection her junior and season seasons, as well as being chosen for the Washington State All-Tournament Team... Was an all-league and all-county pick her last three years... Was heavily-recruited and received offers from Gonzaga, Colorado, Washington State and Colorado State among others... An honor roll student and a member of the National Honor Society... Lettered in soccer as a freshman.

Personal

Isabela Hernandez was born in Bellingham, Wash. to Tanna and Juan Hernandez... Her father played baseball at Long Beach State and Azusa Pacific and her mother played basketball at Azusa Pacific... In eighth grade, wrote a letter to herself stating her dream was to play at San Diego State... Lists Kevin Durant as her favorite player... Plans to major in business with hopes of launching a career in marketing.

CAREER STATISTICS

Season	gp-gs	min/avg	Total		3-Point		F-Throws		Rebounds				Scoring							
			fg-fga	pct	fg-fga	pct	ft-fta	pct	off	def	tot	avg	pf	fo	ast	to	blk	stl	pts	avg
2019-20	31-0	406/13.1	34-99	.343	22-51	.431	6-10	.600	6	30	36	1.2	13	0	7	24	5	7	96	3.1
2020-21	23-11	573/24.9	34-118	.288	23-63	.365	1-2	.500	7	49	56	2.4	23	0	18	23	2	13	92	4.0
TOTAL	54-11	979/18.1	68-217	.313	45-114	.395	7-12	.583	13	79	92	1.7	36	0	25	47	7	20	188	3.5

CAREER HIGHS

Points
10, at Colorado State (12-10-20)

Rebounds
11, vs. Fresno State (2-21-21)

Assists
2, Twice
Last: vs. Fresno State (2-20-21)

Steals
3, vs California Baptist (12-2-20)

Blocks
3, at Wyoming (1-28-21)

Field Goals
4, Four times
Last: vs. Fresno State (2-20-21)

Field Goal Attempts
8, vs. Utah State (1-14-21)

3-Point Field Goals
N/A

3-Point Field Goal Attempts
N/A

Free Throws
2, Three times
Last: Air Force (1-24-21)

Free Throw Attempts
4, Twice
Last: vs. UNLV (2-16-21)

MISC. CAREER STATS

Double-figure scoring games: 2

Double-figure rebounding games: 3

Double-Doubles: 1



#11 KAMARIA GIPSON

Freshman
6-3
Center
Beeville, Texas
A.C. Jones HS

At A.C. Jones High School

Gipson finished her storied high school career with 2,655 points, the 32nd most ever in Texas... Averaged 22.5 points, 15.2 rebounds and 5.7 blocks per game as a senior and helped A.C. Jones High School go 33-3 and 14-0 in district and advance to the 4A State Regional Quarterfinals... Following the season, Gipson was named the District 30-4A MVP for the third straight year... As a junior, averaged 22.6 points and 14.2 rebounds per game and helped her school go 30-8 and win the Bi-District championship... Was named the All-South Texas MVP, the District 30-4A MVP while also being a TGCA 4A All-State selection and TBAC 4A All-Region pick following her junior season... In her sophomore year, A.C. Jones HS won the district and area championships and she won her first District 30-4A MVP Award while also being named to the All South Texas First Team and to the TBA All Region 4A Team... As a freshman, averaged 14.5 points, 12.3 rebounds and 6.7 blocks and earned the All-South Texas and District 30-4A Newcomer of the Year awards... Also played volleyball and ran the 400m for her school's track team... Earned all-academic recognition.

Personal

Kamaria (Cuh-MARE-uh) Gipson was born in Corpus Christi, Texas to Demetria Jefferson... Enjoys drawing and working out... Lists LeBron James as her favorite athlete... Plans to major in athletic training with plans to become a nurse or physical therapist.

CAREER STATISTICS

Season	gp-gs	min/avg	Total		3-Point		F-Throws		Rebounds				Scoring							
			fg-fga	pct	fg-fga	pct	ft-fla	pct	off	def	tot	avg	pf	fo	ast	to	blk	stl	pts	avg
2020-21	21-12	404/19.2	38-80	.475	0-0	.000	9-25	.360	37	78	115	5.5	53	0	7	26	11	12	85	4.0
TOTAL	21-12	404/19.2	38-80	.475	0-0	.000	9-25	.360	37	78	115	5.5	53	0	7	26	11	12	85	4.0

CAREER HIGHS

Points

24, Twice

Last: Air Force (1-22-21)

Rebounds

13, at Colorado State (12-10-20)

Assists

6, Twice

Last: Air Force (1-22-21)

Steals

4, vs. UC Irvine (12-19-20)

Blocks

1, Three times

Last: Air Force (1-22-21)

Field Goals

10, Air Force (1-22-21)

Field Goal Attempts

17, vs. Utah State (1-14-21)

3-Point Field Goals

4, Three times

Last: vs. Fresno State (2-20-21)

3-Point Field Goal Attempts

7, Three times

Last: Fresno State (2-20-21)

Free Throws

4, Twice

Last: vs. Utah State (1-14-21)

Free Throw Attempts

6, vs. Utah State (1-14-21)

MISC. CAREER STATS

Career double-figure
scoring games: 15Double-figure
scoring games at SDSU: 13Career double-figure rebounding
games (all at SDSU): 4

Career double-doubles (all at SDSU): 3

**While at Minnesota*

#12 MERCEDES STAPLES

Junior

5-10

Guard

Centerville, Utah

Minnesota/Viewmont HS

At Minnesota (2018-19)

Staples appeared in 25 games and made two starts for the Golden Gophers as a freshman (2018-19) while averaging 3.4 points in 14.8 minutes... Had the best game of her career against Northern Iowa in the 2019 WNIT when she made four three-pointers, scored 14 points and dished out six assists... She appeared in eight games (one start) as a sophomore (2019-20) before deciding to transfer... Averaged 14.2 minutes, 2.6 points and 1.1 rebounds.

At Viewmont High School

A four-star 2018 recruit out of Viewmont High School in Bountiful, Utah, Staples was ranked as the No. 64 player in the country by ESPN.com... As a senior, averaged 22.4 points, 4.3 assists, 3.8 rebounds and 2.8 steals and helped her school reach the Class 5A quarterfinals... After the season was named a First Team All-State selection by the Salt Lake Tribune... Staples was a starter on varsity all four years and increased her scoring average from 11.8 points per game as a freshman to 16.6 as a sophomore and 18.1 as a junior... Was a three-time Class 5A All-State selection... Helped Viewmont High School reach the state championship game as a junior... Was recruited by LSU, Kansas State, Missouri, Clemson, Utah and Texas Tech before deciding to attend Minnesota... Also played soccer for two seasons as a center midfielder.

Personal

Born in Salt Lake City to Janet and Darin Staples... Majoring in social science... Hopes to be a coach when her playing career is over... Lists Diana Taurasi as her favorite player.

CAREER STATISTICS

Season	gp-gs	min/avg	Total		3-Point		F-Throws		Rebounds				Scoring							
			fg-fga	pct	fg-fga	pct	ft-fta	pct	off	def	tot	avg	pf	fo	ast	to	blk	stl	pts	avg
2018-19*	25-2	369/14.8	32-94	.340	18-56	.321	4-7	.571	1	31	32	1.3	23	0	27	23	2	20	86	3.4
2019-20*	8-1	114/14.3	8-29	.276	3-14	.214	2-3	.667	2	7	9	1.1	7	0	7	5	1	8	21	2.6
2020-21	23-23	749/32.6	105-258	.407	29-79	.367	29-36	.806	14	132	146	6.3	41	0	46	45	4	21	268	11.7
TOTAL	23-23	749/32.6	105-258	.407	29-79	.367	29-36	.806	14	132	146	6.3	41	0	46	45	4	21	268	11.7

**at Minnesota*

CAREER HIGHS

Points
10, vs Cal Poly (12-21-20)

Rebounds
4, vs. Lamar (11-27-20)

Assists
1, Twice
Last: vs. UC Irvine (12-19-20)

Steals
N/A

Blocks
N/A

Field Goals
3, vs Cal Poly (12-21-20)

Field Goal Attempts
3, vs Cal Poly (12-21-20)

3-Point Field Goals
2, vs Cal Poly (12-21-20)

3-Point Field Goal Attempts
2, vs Cal Poly (12-21-20)

Free Throws
2, Four times
Last: at Wyoming (1-28-21)

Free Throw Attempts
2, Many times
Last: at Wyoming (1-28-21)

MISC. CAREER STATS

Double-figure scoring games: 0

Double-figure rebounding games: 0



#13 TALIA SIRENI

Sophomore
5-9
Guard
Surrey, British Columbia, Canada
Earl Marriott Secondary School

As a Freshman (2019-20)

Appeared in 10 games off the bench... Averaged 2.1 minutes, 0.2 points and 0.1 rebounds... Scored lone points at Fresno State (1-1-20)... Finished season 1-for-6 from the field.

Prep/International Career

A three-star recruit according to Prospects Nation, Sireni averaged 29 points, eight assists and eight rebounds per game her senior season at Earl Marriott Secondary School while shooting 81 percent from the free-throw line... Helped her team advance to the British Columbia Provincial Championships in 2017... Was named her high school team's MVP four times, including as an eighth grader... Received the Surrey Firefighter Tournament Dream Team Award her junior and senior seasons... Has represented British Columbia on the Provincial Team, helping them earn a silver medal in 2016... Also played for the VK Basketball Club (Vancouver), who she helped win the Bball National championship in the summer of 2018... Was an honor roll student... Ran track where she competed in the 100 and 400 meter dashes.

Personal

Talia Sireni (Tahl-EE-uh Si-REN-ee) was born in White Rock, British Columbia, Canada to Tiffany and Doron Sireni... Enjoys biking, surfing, hiking, camping, playing the piano and traveling... Was the assistant coach for her school's eighth and ninth grade team during her junior and senior seasons... Lists her favorite athlete as Kelsey Plum of the Las Vegas Aces... Majoring in kinesiology.

CAREER STATISTICS

Season	gp-gs	min/avg	Total		3-Point		F-Throws		Rebounds				Scoring							
			fg-fga	pct	fg-fga	pct	ft-fta	pct	off	def	tot	avg	pf	fo	ast	to	blk	stl	pts	avg
2019-20	10-0	21/2.1	1-6	.167	0-3	.000	0-0	.000	0	1	1	0.1	1	0	0	0	0	0	2	0.2
2020-21	13-0	83/6.4	6-14	.429	3-6	.500	10-11	.909	2	4	6	0.5	8	0	2	6	0	0	25	1.9
TOTAL	23-0	104/4.5	7-20	.350	3-9	.333	10-11	.909	2	5	7	0.3	9	0	2	6	0	0	27	1.2

CAREER HIGHS

Points
11, vs. Incarnate Word (11-18-18)

Rebounds
4, Twice
Last: vs. Westcliff (11-12-19)

Assists
2, Twice
Last: vs. Westcliff (11-12-19)

Steals
1, vs. Cal (11-21-19)

Blocks
N/A

Field Goals
2, Twice
Last: at Wyoming (1-9-19)

Field Goal Attempts
5, vs. Incarnate Word (11-18-18)

3-Point Field Goals
1, Twice
Last: at Hawai'i (11-5-19)

3-Point Field Goal Attempts
2, vs. Incarnate Word (11-18-18)

Free Throws
6, vs. Incarnate Word (11-18-18)

Free Throw Attempts
8, vs. Incarnate Word (11-18-18)

MISC. CAREER STATS

Double-figure scoring games: 1

Double-figure rebounding games: 0



#15 JAYDEN PEREZ

Junior
5-8
Guard
Las Cruces, N.M.
Ostate HS

Out for the season with injury
Mountain West Scholar-Athlete (2018-19)
Mountain West All-Academic Team (2018-19)

As a Sophomore (2019-20 Season)

Appeared in 12 games off the bench... Averaged 4.8 minutes, 0.4 points, 0.6 rebounds and 0.3 assists... Had season-high three points in season opener at Hawai'i... Tied career-highs with four rebounds and two assists in 12 minutes of action vs. Westcliff (11-12-19).

As a Freshman (2018-19 Season)

Appeared in 15 games off the bench before suffering a season-ending injury... Averaged 1.7 points, 0.8 rebounds and 0.4 assists in 5.9 minutes... Was 12-for-14 (.857) from the FT line on the year... Scored 11 points, grabbed two rebounds and dished out two assists against Incarnate Word (11-18-18)... Played a season-high 21 minutes and scored six points and hauled in four rebounds at Wyoming (1-9-19).

At Ostate High School

A three-star recruit according to ESPN, earning a scout's grade of 89 as the 73rd-ranked point guard in her class... Missed her senior year due to injury, but still amassed 1,586 career points... As a junior, averaged nearly 20 points with 5.8 rebounds, 2.7 assists and 1.7 steals... Selected to the 2017 All-U.S.A. New Mexico Girls Basketball Team, she led Ostate HS to the Class 6A state tournament, earning Class 6A all-state second-team honors along the way... A three-time New Mexico All-State honoree, she played her freshman and sophomore seasons at Las Cruces High, capturing District 3-6A Player of the Year and Class 6A all-state second-team honors each year... Plays AAU for Team Fusion in El Paso, Texas, under head coach Lee Williams... A 4.0 student, ranked ninth in her class... Also competed for Ostate's volleyball team as a junior... She was also recruited by numerous D-1 schools including San Diego, New Mexico, Nebraska, Saint Mary's, UTEP and Long Beach State.

Personal

Parents are Vanessa and Saul Perez... Plans to major in kinesiology as a fitness specialist... Enjoys spending time with family, cooking and lifting weights... Favorite athlete is Kelly Oubre Jr.

CAREER STATISTICS

Season	gp-gs	min/avg	Total		3-Point		F-Throws		Rebounds				Scoring							
			fg-fga	pct	fg-fga	pct	ft-fta	pct	off	def	tot	avg	pf	fo	ast	to	blk	stl	pts	avg
2018-19	15-0	88/5.9	6-22	.273	1-9	.111	12-14	.857	1	11	12	0.8	2	0	6	13	0	0	25	1.7
2019-20	12-0	57/4.8	2-9	.222	1-2	.500	0-0	.000	1	6	7	0.6	3	0	4	3	0	1	5	0.4
TOTAL	27-0	145/5.4	8-31	.258	2-11	.182	12-14	.857	2	17	19	0.7	5	0	10	16	0	1	30	1.1

CAREER HIGHS

Points
12, vs. Washington (11-25-20)

Rebounds
6, Three times
Last: at Nevada (1-9-21)

Assists
5, vs. Oklahoma (3-4-20)*

Steals
3, vs. New Mexico (2-5-21)

Blocks
4, vs. Alabama A&M (11-14-19)*

Field Goals
5, vs. Washington (11-25-20)

Field Goal Attempts
16, at Colorado State (12-10-20)

3-Point Field Goals
3, vs. Texas Tech (1-16-19)*

3-Point Field Goal Attempts
4, Twice
Last: Air Force (1-22-21)

Free Throws
4, at Colorado State (12-10-20)

Free Throw Attempts
6, at Colorado State (12-10-20)

MISC. CAREER STATS

Double-figure scoring games: 5

Double-figure scoring games at SDSU: 3

Double-figure rebounding games: 0

Double-Doubles: 0

*While at TCU



#21 ALEX CRAIN

Junior

5-9

Guard

McKinney, Texas

TCU/Dallas Thunder

At TCU (2018-20)

Appeared in 48 games while averaging six minutes per game in her two years at TCU... Averaged 1.2 points, 0.5 rebounds and 0.3 assists per game... Helped TCU average 23 wins in her two seasons... Had career-high 11 points on 4-for-4 shooting (3-for-3 from three) along with four assists against Texas Tech her freshman season... In her final home game in 2020, scored a season-high seven points and dished out a career-high five assists against Oklahoma... Was named to the 2019-20 Academic All-Big 12 First Team.

High School

Was rated a three-star prospect by espnW and Prospects Nation... Was home schooled and played for the Dallas Thunder, a basketball organization for home-schooled students that competes as part of the National Christian HomeSchool Championships (NCHC)... Earned NCHC All-American and Big South All-Region honors three times... As a senior, averaged 19.5 points, seven rebounds, five assists and 2.5 steals per game and was named the Big South Region Player of the Year after helping lead the Thunder to the 18U Class 5A championship game... As a junior, averaged 15 points, eight rebounds, three assists and two steals per game, while helping the Thunder to a 18U class 8A title... Was named the Co-National Junior Offensive Player of the Year.

Personal

Graduated from TCU in two years with a degree in political science while majoring in philosophy.

CAREER STATISTICS

Season	gp-gs	min/avg	Total		3-Point		F-Throws		Rebounds								Scoring			
			fg-fga	pct	fg-fga	pct	ft-fa	pct	off	def	tot	avg	pf	fo	ast	to	blk	stl	pts	avg
2018-19*	23-0	148/6.4	13-37	.351	7-15	.467	4-4	1.000	5	12	17	0.7	13	0	6	6	1	2	37	1.6
2019-20*	25-0	141/5.6	7-37	.189	2-15	.133	5-10	.500	1	8	9	0.4	19	0	8	9	0	3	21	0.8
2020-21	22-11	535/24.3	33-120	.275	7-35	.200	15-26	.577	7	49	56	2.5	44	2	27	25	2	14	88	4.0
TOTAL	22-11	535/24.3	33-120	.275	7-35	.200	15-26	.577	7	49	56	2.5	44	2	27	25	2	14	88	4.0

CAREER HIGHS

Points
10, vs. Utah State (1-14-21)

Rebounds
8, at Boise State (2-26-21)

Assists
2, Twice
Last: Fresno State (2-20-21)

Steals
1, Three times
Last: vs. UNLV (2-16-21)

Blocks
2, Twice
Last: Air Force (1-24-21)

Field Goals
4, vs. Utah State (1-14-21)

Field Goal Attempts
6, Fresno State (2-21-21)

3-Point Field Goals
1, vs. UNLV (2-15-21)

3-Point Field Goal Attempts
1, vs. UNLV (2-15-21)

Free Throws
3, Twice
Last: vs Cal Poly (12-21-20)

Free Throw Attempts
6, vs. UC Irvine (12-19-20)

MISC. CAREER STATS

Double-figure scoring games: 1

Double-figure rebounding games: 0



#22 FLO VINERTE

Freshman

6-2

Forward

Riga, Latvia

New Hope Academy (Md.)

High School/International

As a senior, Vinerte helped New Hope Academy (Landover Hills, Md.) go 23-8 and earn a season-ending national ranking of No. 45 according to MaxPreps... Was named a McDonald's All-American nominee... Helped New Hope Academy take third place at the NACA National Championships... Was scheduled to play in the 2020 Buffalo Wild Wings Roundball Classic All-Star Showcase before it was canceled due to COVID-19... As a junior, helped the New York Military Academy win a Class E State Championship... Played for the Latvian youth national team on multiple occasions, including in the U-17 FIBA World Championships... Helped the U16 Latvian team take fourth place at the European Championships... Played volleyball and tennis for one season... Took JROTC and is a cadet private first class... Won two awards for Spanish: Most improved and best Spanish student... Was in many scholastic clubs, including poetry and writing, Latin, cinema and culture and land navigation.

Personal

Flera "Flo" Vinerte was born in Riga, Latvia to Diana Jakobson and Donalds Vinerte... Enjoys learning new languages, cinema and theater and playing the piano... Plans to major in psychology... After college wants to get a medical degree in psychiatry... Lists Serena Williams as her favorite athlete.

CAREER STATISTICS

Season	gp-gs	min/avg	Total		3-Point		F-Throws		Rebounds				Scoring							
			fg-fga	pct	fg-fga	pct	ft-fta	pct	off	def	tot	avg	pf	fo	ast	to	blk	stl	pts	avg
2020-21	21-1	204/9.7	25-49	.510	1-1	1.000	14-22	.636	23	30	53	2.5	29	1	10	18	8	3	65	3.1
TOTAL	21-1	204/9.7	25-49	.510	1-1	1.000	14-22	.636	23	30	53	2.5	29	1	10	18	8	3	65	3.1

CAREER HIGHS

Points
9, vs. New Mexico (2-5-21)

Rebounds
5, vs. Hope International (12-10-17)

Assists
1, Four times
Last: at Boise State (2-28-21)

Steals
1, Many times
Last: vs. UNLV (2-16-21)

Blocks
1, vs. Fresno State (1-15-20)

Field Goals
4, Twice
Last: vs. New Mexico (2-3-21)

Field Goal Attempts
5, Many times
Last: at Boise State (2-26-21)

3-Point Field Goals
1, Twice
Last: vs. California Baptist (12-3-20)

3-Point Field Goal Attempts
1, Many times
Last: at Wyoming (1-28-21)

Free Throws
3, at San Diego (12-5-20)

Free Throw Attempts
4, at San Diego (12-5-20)

MISC. CAREER STATS

Double-figure scoring games: 0

Double-figure rebounding games: 0



#24 KIARA EDWARDS

Junior
6-1
Forward
Surprise, Ariz.
Valley Vista HS

As a RS Sophomore (2019-20)

Appeared in 23 games off the bench, averaging 4.9 minutes, 0.4 points and 0.7 rebounds... Logged season-highs in minutes (16) and points (5) vs. CSUN (12-28-19)... Had season-high three rebounds at Fresno State (1-1-20)... Played 10 minutes four times.

As a Sophomore (2018-19 Season)

Utilized redshirt season.

As a Freshman (2017-18)

Appeared in nine games off the bench, totaling 46 minutes ... Averaged 1.8 points and 1.6 rebounds per game ... Was 7-for-16 (.438) from the field ... Totaled season-highs in points (6), rebounds (5) and minutes (15) against Hope International (12-10-17) ... Hit first career three-pointer at Wyoming (2-14-18).

At Valley Vista High School

A four-star recruit ranked No. 119 by Prospects Nation at Valley Vista High (Surprise, Ariz.) ... Invited to the 2016 Women's U17 World Championships team trials ... Averaged nearly a double-double over her four-year varsity career (12.9 PPG, 9.8 RPG) ... Her senior season, helped Valley Vista to a state title, the school's first, after averaging 12.1 points and 8.8 rebounds per game, both team highs ... Competed in the 2017 Arizona Girls High School Basketball All-Star game ... Was a 2016-17 All-West Valley Preps first team pick for the third-straight year after earning Girls Basketball Player of the Year runner-up nods each of the previous two seasons ... Also a two-time (2013-14, 2015-16) Sports360AZ All-Academic Girls Basketball Team honorable mention.

Personal

Kiara Edwards was born in Fresno, Calif., to Stephanie and Demetrius Edwards ... Demetrius was a three-year letterwinner at defensive tackle for Fresno State ... Also has a brother, Demetrius Jr. ... Uncle Johnny McWilliams played five seasons in the NFL after playing for USC ... Majoring in journalism at SDSU with plans of working in broadcasting.

CAREER STATISTICS

Season	gp-gs	min/avg	Total		3-Point		F-Throws		Rebounds				Scoring							
			fg-fga	pct	fg-fga	pct	ft-fta	pct	off	def	tot	avg	pf	fo	ast	to	blk	stl	pts	avg
2017-18	9-0	46/5.1	7-16	.438	1-3	.333	1-2	.500	2	12	14	1.6	2	0	0	7	0	1	16	1.8
2019-20	23-0	113/4.9	4-19	.211	0-2	.000	2-6	.333	2	13	15	0.7	11	0	2	10	1	1	10	0.4
2020-21	20-10	248/12.4	26-60	.433	2-5	.400	9-13	.692	13	20	33	1.7	22	0	1	13	1	3	63	3.2
TOTAL	52-10	407/7.8	37-95	.389	3-10	.300	12-21	.571	17	45	62	1.2	35	0	3	30	2	5	89	1.7

CAREER HIGHS

Points
20, W. Oklahoma St. Coll. (2-24-20)*

Rebounds
15, at Seminole St. College (1-30-20)*

Assists
5, at N. Oklahoma College-Enid (2-10-20)*

Steals
4, at Redlands Comm. Coll. (2-17-20)*

Blocks
3, W. Oklahoma St. Coll. (2-24-20)*

Field Goals
9, W. Oklahoma St. Coll. (2-24-20)*

Field Goal Attempts
14, W. Oklahoma St. Coll. (2-24-20)*

3-Point Field Goals
1, Many Times
Last: vs. E. Oklahoma St. College (1-27-20)*

3-Point Field Goal Attempts
1, Many Times
Last: vs. E. Oklahoma St. College (1-27-20)*

Free Throws
8, at Redlands Comm. Coll. (2-17-20)*

Free Throw Attempts
9, at Redlands Comm. Coll. (2-17-20)*

MISC. CAREER STATS

Double-figure scoring games: 17

Double-figure rebounding games: 11



#30 IVVANA MURILLO

Junior

6-1

Forward

Medellín, Colombia

Northeastern Oklahoma A&M College/Santa Catalina de Sena HS

Before SDSU

Played at Northeastern Oklahoma A&M College for two years... As a sophomore, averaged 13.1 points and 9.4 rebounds and shot 50 percent from the field... Named to the 2020 NJCAA Division I All-Region first team after finishing second in her region in rebounding and fourth in field goal percentage... At NEO in the 2019-20 season, scored in double-digits in 20 of their 29, had 11 games with double-digit rebounds and recorded nine double-doubles... As a freshman, she averaged 5.4 points and 4.2 rebounds while shooting 50 percent from the field... Had six games scoring 10 or more points in 2018-19... Attended Santa Catalina de Sena High School in Medellín, Colombia.

Personal

Born in in Medellín, Colombia to Maria Teresa Arango and Fausto Murillo... Lists Jaylen Brown as her favorite athlete... Plans to major in business.

CAREER STATISTICS

2018-19*	30-29	582/19.4	61-122	.500	0-1	.000	39-64	.609	46	81	127	4.2	58	0	29	56	8	15	161	5.4
2019-20*	26-26	783/30.1	127-251	.506	2-6	.333	68-106	.642	63	181	244	9.4	87	4	47	98	16	35	324	12.5
2020-21	9-0	52/5.8	4-12	.333	0-1	.000	6-10	.600	5	3	8	0.9	7	0	4	5	0	0	14	1.6
TOTAL	9-0	52/5.8	4-12	.333	0-1	.000	6-10	.600	5	3	8	0.9	7	0	4	5	0	0	14	1.6
All*	65-55	1417/21.8	192-385	.499	2-8	.250	113-180	.628	114	265	379	5.8	152	4	80	159	24	50	499	7.7

*at Northeastern Oklahoma A&M College

CAREER HIGHS

Points
16, at Colorado State (12-8-20)

Rebounds
10, Air Force (1-24-21)

Assists
3, Four times
Last: vs. New Mexico (2-5-21)

Steals
2, Twice
Last: vs. New Mexico (2-3-21)

Blocks
3, at Wyoming (1-30-21)

Field Goals
6, at Colorado State (12-8-20)

Field Goal Attempts
13, at Colorado State (12-10-20)

3-Point Field Goals
1, at Colorado State (12-8-20)

3-Point Field Goal Attempts
2, at Colorado State (12-10-20)

Free Throws
4, Twice
Last: vs. Utah State (1-14-21)

Free Throw Attempts
8, at Colorado State (12-10-20)

MISC. CAREER STATS

Double-figure scoring games: 5

Double-figure rebounding games: 1



#42 KIM VILLALOBOS

Freshman
6-0
Guard/Forward
Van Nuys, Calif.
Chaminade HS

High School/International

Averaged 15 points and 12 rebounds per game as a senior at Chaminade HS... Was named to the All-Mission League First-Team as a senior... Helped her school reach the quarterfinals of the CIF Southern Section Division I championships... Previously attended Bishop Alemany HS where she averaged 19 points per game as a junior... Played with the El Salvador national team and was named the top Salvadoran basketball player in the US... Played for Team Taurasi for the California Storm AAU program on the prestigious Nike circuit with teammate Asia Avinger.

Personal

Kimberly Villalobos was born in Panorama City, Calif. to Silvia Estrada and Enock Villalobos... Lists Kobe Bryant as her favorite athlete and had the opportunity to work at the Mamba Sports Academy... Undecided on major... Plans to become a psychologist or a physical therapist.

CAREER STATISTICS

Season	gp-gs	min/avg	Total		3-Point		F-Throws		Rebounds				Scoring							
			fg-fga	pct	fg-fga	pct	ft-fta	pct	off	def	tot	avg	pf	fo	ast	to	blk	stl	pts	avg
2020-21	21-8	397/18.9	51-144	.354	1-5	.200	39-68	.574	43	50	93	4.4	34	1	21	34	8	14	142	6.8
TOTAL	21-8	397/18.9	51-144	.354	1-5	.200	39-68	.574	43	50	93	4.4	34	1	21	34	8	14	142	6.8

All games

RECORD:	OVERALL	HOME	AWAY	NEUTRAL
ALL GAMES	7-16	3-9	3-6	1-1
CONFERENCE	5-12	3-6	2-6	0-0
NON-CONFERENCE	2-4	0-3	1-0	1-1

#	Player	gp-gs	min	avg	Total		3-Point		F-Throw		Rebounds				a	to	blk	stl	pts	avg		
					fg-fga	fg%	3fg-fga	3fg%	ft-fta	ft%	off	def	tot	avg							pf	dq
02	Sophia Ramos	12-11	394	32.8	65-161	.404	16-46	.348	45-54	.833	6	53	59	4.9	17	0	44	33	4	20	191	15.9
12	Mercedes Staples	23-23	749	32.6	105-258	.407	29-79	.367	29-36	.806	14	132	146	6.3	41	0	46	45	4	21	268	11.7
05	Tea Adams	21-21	605	28.8	82-181	.453	15-41	.366	43-64	.672	2	56	58	2.8	49	2	73	66	7	26	222	10.6
03	Mallory Adams	15-6	309	20.6	38-108	.352	19-54	.352	19-21	.905	11	37	48	3.2	13	0	4	20	1	8	114	7.6
42	Kim Villalobos	21-8	397	18.9	51-144	.354	1-5	.200	39-68	.574	43	50	93	4.4	34	1	21	34	8	14	142	6.8
11	Kamaria Gipson	21-12	404	19.2	38-80	.475	0-0	.000	9-25	.360	37	78	115	5.5	53	0	7	26	11	12	85	4.0
21	Alex Crain	22-11	535	24.3	33-120	.275	7-35	.200	15-26	.577	7	49	56	2.5	44	2	27	25	2	14	88	4.0
10	Isabela Hernandez	23-11	573	24.9	34-118	.288	23-63	.365	1-2	.500	7	49	56	2.4	23	0	18	23	2	13	92	4.0
24	Kiara Edwards	20-10	248	12.4	26-60	.433	2-5	.400	9-13	.692	13	20	33	1.7	22	0	1	13	1	3	63	3.2
22	Flo Vinerte	21-1	204	9.7	25-49	.510	1-1	1.000	14-22	.636	23	30	53	2.5	29	1	10	18	8	3	65	3.1
04	Bailee Chynoweth	9-1	97	10.8	8-31	.258	8-31	.258	0-0	.000	0	0	0	0.0	2	0	0	2	0	3	24	2.7
13	Talia Sireni	13-0	83	6.4	6-14	.429	3-6	.500	10-11	.909	2	4	6	0.5	8	0	2	6	0	0	25	1.9
30	Ivvana Murillo	9-0	52	5.8	4-12	.333	0-1	.000	6-10	.600	5	3	8	0.9	7	0	4	5	0	0	14	1.6
Team											47	62	109				18					
Total.....		23	4650		515-1336	.385	124-367	.338	239-352	.679	217	623	840	36.5	342	6	257	334	48	137	1393	60.6
Opponents.....		23	4650		581-1454	.400	170-541	.314	238-316	.753	263	655	918	39.9	329	-	325	284	80	158	1570	68.3

TEAM STATISTICS	SDSU	OPP	Date	Opponent	Score	Att.
SCORING	1393	1570	11/25/20	vs Washington	L 59-61	0
Points per game	60.6	68.3	11/27/20	vs Lamar University	W 60-54	0
Scoring margin	-7.7	-	12/02/20	CALIFORNIA BAPTIST	L 71-75	0
FIELD GOALS-ATT	515-1336	581-1454	12/05/20	at San Diego	W 64-56	0
Field goal pct	.385	.400	* 12/08/20	at Colorado St.	L 77-86	0
3 POINT FG-ATT	124-367	170-541	* 12/10/20	at Colorado St.	L _{o2} 77-84	0
3-point FG pct	.338	.314	12/19/20	UC IRVINE	L 55-66	0
3-pt FG made per game	5.4	7.4	12/21/20	CAL POLY	L 63-73	0
FREE THROWS-ATT	239-352	238-316	* 01/07/21	at Nevada	W 59-43	50
Free throw pct	.679	.753	* 01/09/21	at Nevada	L 59-66	50
F-Throws made per game	10.4	10.3	* 01/14/21	UTAH ST.	W 68-60	0
REBOUNDS	840	918	* 01/22/21	AIR FORCE	W 59-54	0
Rebounds per game	36.5	39.9	* 01/24/21	AIR FORCE	L 55-58	0
Rebounding margin	-3.4	-	* 01/28/21	at Wyoming	L 36-54	695
ASSISTS	257	325	* 01/30/21	at Wyoming	L 41-62	780
Assists per game	11.2	14.1	* 02/03/21	NEW MEXICO	L 48-84	0
TURNOVERS	334	284	* 02/05/21	NEW MEXICO	L 48-65	0
Turnovers per game	14.5	12.3	* 02/15/21	UNLV	L 65-80	0
Turnover margin	-2.2	-	* 02/16/21	UNLV	L 71-73	0
Assist/turnover ratio	0.8	1.1	* 02/20/21	FRESNO ST.	W 79-77	0
STEALS	137	158	* 02/21/21	FRESNO ST.	L 61-82	0
Steals per game	6.0	6.9	* 02/26/21	at Boise St.	W 74-72	287
BLOCKS	48	80	* 02/28/21	at Boise St.	L 44-85	558
Blocks per game	2.1	3.5				
ATTENDANCE	0	2420				
Home games-Avg/Game	12-0	9-269				
Neutral site-Avg/Game	-	2-0				

* = Conference game

Score by Periods	1st	2nd	3rd	4th	OT	OT2	Totals
San Diego St.	306	321	383	366	7	10	1393
Opponents	344	350	446	406	7	17	1570

Conference games only

RECORD:	OVERALL	HOME	AWAY	NEUTRAL
ALL GAMES	5-12	3-6	2-6	0-0
CONFERENCE	5-12	3-6	2-6	0-0
NON-CONFERENCE	0-0	0-0	0-0	0-0

#	Player	gp-gs	min	avg	Total		3-Point		F-Throw		Rebounds					pts	avg					
					fg-fga	fg%	3fg-fga	3fg%	ft-fta	ft%	off	def	tot	avg	pf			dq	a	to	blk	stl
02	Sophia Ramos	8-7	242	30.3	39-96	.406	10-24	.417	23-28	.821	4	22	26	3.3	11	0	30	19	0	10	111	13.9
12	Mercedes Staples	17-17	547	32.2	84-193	.435	23-56	.411	18-23	.783	11	90	101	5.9	27	0	37	28	3	13	209	12.3
05	Tea Adams	15-15	422	28.1	58-139	.417	8-28	.286	32-44	.727	2	38	40	2.7	38	2	50	44	5	17	156	10.4
03	Mallory Adams	15-6	309	20.6	38-108	.352	19-54	.352	19-21	.905	11	37	48	3.2	13	0	4	20	1	8	114	7.6
42	Kim Villalobos	17-7	335	19.7	45-125	.360	1-5	.200	34-59	.576	36	40	76	4.5	26	1	18	28	8	9	125	7.4
11	Kamaria Gipson	17-10	321	18.9	32-64	.500	0-0	.000	7-21	.333	29	62	91	5.4	44	0	6	20	11	7	71	4.2
10	Isabela Hernandez	17-10	433	25.5	23-82	.280	17-46	.370	1-2	.500	7	41	48	2.8	17	0	17	15	2	9	64	3.8
21	Alex Crain	17-6	400	23.5	22-89	.247	6-28	.214	7-14	.500	5	40	45	2.6	29	1	21	17	2	8	57	3.4
22	Flo Vinerte	17-1	165	9.7	21-44	.477	1-1	1.000	8-13	.615	19	22	41	2.4	25	1	9	14	8	3	51	3.0
24	Kiara Edwards	16-6	164	10.3	19-48	.396	1-4	.250	6-9	.667	11	15	26	1.6	17	0	1	9	0	1	45	2.8
13	Talia Sireni	7-0	32	4.6	2-7	.286	0-1	.000	5-5	1.000	0	0	0	0.0	4	0	0	2	0	0	9	1.3
30	Ivvana Murillo	8-0	40	5.0	3-11	.273	0-1	.000	3-4	.750	3	2	5	0.6	5	0	3	4	0	0	9	1.1
04	Bailee Chynoweth	6-0	40	6.7	0-8	.000	0-8	.000	0-0	.000	0	0	0	0.0	2	0	0	2	0	1	0	0.0
Team											37	48	85				9					
Total.....		17	3450		386-1014	.381	86-256	.336	163-243	.671	175	457	632	37.2	258	5	196	231	40	86	1021	60.1
Opponents.....		17	3450		432-1071	.403	131-401	.327	190-249	.763	191	492	683	40.2	220	-	250	192	71	107	1185	69.7

TEAM STATISTICS	SDSU	OPP	Date	Opponent	Score	Att.
SCORING	1021	1185	* 12/08/20	at Colorado St.	L 77-86	0
Points per game	60.1	69.7	* 12/10/20	at Colorado St.	Lo2 77-84	0
Scoring margin	-9.6	-	* 01/07/21	at Nevada	W 59-43	50
FIELD GOALS-ATT	386-1014	432-1071	* 01/09/21	at Nevada	L 59-66	50
Field goal pct	.381	.403	* 01/14/21	UTAH ST.	W 68-60	0
3 POINT FG-ATT	86-256	131-401	* 01/22/21	AIR FORCE	W 59-54	0
3-point FG pct	.336	.327	* 01/24/21	AIR FORCE	L 55-58	0
3-pt FG made per game	5.1	7.7	* 01/28/21	at Wyoming	L 36-54	695
FREE THROWS-ATT	163-243	190-249	* 01/30/21	at Wyoming	L 41-62	780
Free throw pct	.671	.763	* 02/03/21	NEW MEXICO	L 48-84	0
F-Throws made per game	9.6	11.2	* 02/05/21	NEW MEXICO	L 48-65	0
REBOUNDS	632	683	* 02/15/21	UNLV	L 65-80	0
Rebounds per game	37.2	40.2	* 02/16/21	UNLV	L 71-73	0
Rebounding margin	-3.0	-	* 02/20/21	FRESNO ST.	W 79-77	0
ASSISTS	196	250	* 02/21/21	FRESNO ST.	L 61-82	0
Assists per game	11.5	14.7	* 02/26/21	at Boise St.	W 74-72	287
TURNOVERS	231	192	* 02/28/21	at Boise St.	L 44-85	558
Turnovers per game	13.6	11.3				
Turnover margin	-2.3	-				

* = Conference name

TEAM STATISTICS

Opponent	Date	Score		Total		3-Pointers		Free throws		Rebounds				pf	a	t/o	blk	stl	pts	avg
				fg-fga	pct	3fg-fga	pct	ft-fta	pct	off	def	tot	avg							
vs Washington	11/25/20	59-61	L	23-49	.469	6-13	.462	7-10	.700	2	28	30	30.0	8	11	14	1	9	59	59.0
vs Lamar University	11/27/20	60-54	W	21-48	.438	7-19	.368	11-17	.647	3	30	33	31.5	16	8	19	4	4	60	59.5
CALIFORNIA BAPTIST	12/02/20	71-75	L	25-62	.403	6-16	.375	15-22	.682	10	31	41	34.7	14	10	12	1	8	71	63.3
at San Diego	12/05/20	64-56	W	23-58	.397	3-17	.176	15-20	.750	8	31	39	35.8	14	10	20	2	10	64	63.5
at Colorado St.	12/08/20	77-86	L	32-67	.478	4-9	.444	9-13	.692	11	30	41	36.8	18	9	16	2	4	77	66.2
at Colorado St.	12/10/20	77-84	Lot	28-83	.337	4-15	.267	17-23	.739	23	37	60	40.7	15	7	14	4	5	77	68.0
UC IRVINE	12/19/20	55-66	L	16-51	.314	7-22	.318	16-25	.640	13	22	35	39.9	17	12	26	0	13	55	66.1
CAL POLY	12/21/20	63-73	L	21-54	.389	9-24	.375	12-15	.800	6	24	30	38.6	15	10	12	0	7	63	65.8
at Nevada	01/07/21	59-43	W	22-62	.355	2-10	.200	13-17	.765	14	28	42	39.0	17	10	8	2	9	59	65.0
at Nevada	01/09/21	59-66	L	24-59	.407	2-12	.167	9-17	.529	13	24	37	38.8	22	7	12	1	1	59	64.4
UTAH ST.	01/14/21	68-60	W	24-65	.369	3-10	.300	17-22	.773	13	33	46	39.5	9	16	10	4	7	68	64.7
AIR FORCE	01/22/21	59-54	W	23-51	.451	7-15	.467	6-11	.545	4	29	33	38.9	10	17	17	3	6	59	64.2
AIR FORCE	01/24/21	55-58	L	19-56	.339	6-11	.545	11-18	.611	14	26	40	39.0	18	8	19	4	8	55	63.5
at Wyoming	01/28/21	36-54	L	13-43	.302	5-13	.385	5-12	.417	5	29	34	38.6	10	8	19	5	2	36	61.6
at Wyoming	01/30/21	41-62	L	15-48	.313	4-14	.286	7-8	.875	3	22	25	37.7	7	7	10	3	5	41	60.2
NEW MEXICO	02/03/21	48-84	L	18-47	.383	4-12	.333	8-12	.667	9	23	32	37.4	15	12	16	1	3	48	59.4
NEW MEXICO	02/05/21	48-65	L	16-48	.333	4-15	.267	12-17	.706	7	24	31	37.0	21	11	21	0	9	48	58.8
UNLV	02/15/21	65-80	L	25-63	.397	3-15	.200	12-15	.800	6	27	33	36.8	22	10	8	2	4	65	59.1
UNLV	02/16/21	71-73	L	29-67	.433	7-23	.304	6-12	.500	7	24	31	36.5	22	23	4	3	5	71	59.7
FRESNO ST.	02/20/21	79-77	W	32-68	.471	10-23	.435	5-7	.714	8	25	33	36.3	12	21	9	1	8	79	60.7
FRESNO ST.	02/21/21	61-82	L	25-69	.362	5-21	.238	6-8	.750	14	26	40	36.5	11	11	15	0	3	61	60.7
at Boise St.	02/26/21	74-72	W	26-61	.426	12-21	.571	10-14	.714	10	30	40	36.6	14	15	13	3	2	74	61.3
at Boise St.	02/28/21	44-85	L	15-57	.263	4-17	.235	10-17	.588	14	20	34	36.5	15	4	20	2	5	44	60.6
San Diego St.		1393		515-1336	.385	124-367	.338	239-352	.679	217	623	840	36.5	342	257	334	48	137	1393	60.6
Opponents		1570		581-1454	.400	170-541	.314	238-316	.753	263	655	918	39.9	329	325	284	80	158	1570	68.3

Games played: 23
 Points/game: 60.6
 FG Pct: 38.5
 3FG Pct: 33.8
 FT Pct: 67.9

Rebounds/game: 36.5
 Assists/game: 11.2
 Turnovers/game: 14.5
 Assist/turnover ratio: 0.8
 Steals/game: 6.0
 Blocks/game: 2.1

Home games

RECORD:	OVERALL	HOME	AWAY	NEUTRAL
ALL GAMES	3-9	3-9	0-0	0-0
CONFERENCE	3-6	3-6	0-0	0-0
NON-CONFERENCE	0-3	0-3	0-0	0-0

#	Player	gp-gs	min	avg	Total		3-Point		F-Throw		Rebounds					a	to	blk	stl	pts	avg	
					fg-fga	fg%	3fg-fga	3fg%	ft-fla	ft%	off	def	tot	avg	pf							dq
02	Sophia Ramos	5-4	176	35.2	29-72	.403	6-22	.273	14-15	.933	4	12	16	3.2	8	0	24	13	0	6	78	15.6
12	Mercedes Staples	12-12	403	33.6	67-152	.441	22-49	.449	15-18	.833	6	64	70	5.8	23	0	29	27	3	11	171	14.3
05	Tea Adams	10-10	295	29.5	30-77	.390	6-22	.273	27-41	.659	1	27	28	2.8	28	1	48	28	2	17	93	9.3
03	Mallory Adams	9-4	187	20.8	21-65	.323	9-30	.300	11-12	.917	6	23	29	3.2	7	0	2	13	0	6	62	6.9
42	Kim Villalobos	12-6	206	17.2	28-76	.368	0-2	.000	23-36	.639	23	29	52	4.3	21	1	15	26	3	9	79	6.6
04	Bailee Chynoweth	5-1	76	15.2	8-26	.308	8-26	.308	0-0	.000	0	0	0	0.0	0	0	0	1	0	2	24	4.8
11	Kamaria Gipson	12-9	253	21.1	23-52	.442	0-0	.000	7-19	.368	22	54	76	6.3	31	0	5	15	4	8	53	4.4
10	Isabela Hernandez	12-7	288	24.0	17-57	.298	12-33	.364	1-2	.500	0	22	22	1.8	10	0	9	12	1	10	47	3.9
22	Flo Vinerte	12-0	126	10.5	17-33	.515	1-1	1.000	9-14	.643	14	21	35	2.9	18	0	7	8	6	3	44	3.7
30	Ivvana Murillo	4-0	34	8.5	4-10	.400	0-0	.000	6-10	.600	5	2	7	1.8	3	0	3	2	0	0	14	3.5
21	Alex Crain	11-4	244	22.2	14-54	.259	4-18	.222	6-8	.750	0	19	19	1.7	22	1	18	10	0	7	38	3.5
24	Kiara Edwards	9-3	86	9.6	12-23	.522	1-1	1.000	3-5	.600	5	9	14	1.6	12	0	0	5	0	2	28	3.1
13	Talia Sireni	4-0	26	6.5	3-4	.750	2-3	.667	4-4	1.000	1	1	2	0.5	3	0	1	4	0	0	12	3.0
Team											24	31	55					5				
Total.....		12	2400		273-701	.389	71-207	.343	126-184	.685	111	314	425	35.4	186	3	161	169	19	81	743	61.9
Opponents.....		12	2400		304-726	.419	103-293	.352	136-180	.756	122	345	467	38.9	178	-	185	162	46	87	847	70.6

Score by Periods	1st	2nd	3rd	4th	Totals
San Diego St.	160	168	205	210	743
Opponents	181	199	243	224	847

Away games

RECORD:	OVERALL	HOME	AWAY	NEUTRAL
ALL GAMES	3-6	0-0	3-6	0-0
CONFERENCE	2-6	0-0	2-6	0-0
NON-CONFERENCE	1-0	0-0	1-0	0-0

#	Player	gp-gs	min	avg	Total		3-Point		F-Throw		Rebounds					a	to	blk	stl	pts	avg	
					fg-fga	fg%	3fg-fga	3fg%	ft-fla	ft%	off	def	tot	avg	pf							dq
02	Sophia Ramos	5-5	140	28.0	24-63	.381	7-14	.500	19-24	.792	1	23	24	4.8	6	0	13	11	1	12	74	14.8
05	Tea Adams	9-9	249	27.7	45-90	.500	6-14	.429	16-21	.762	1	22	23	2.6	20	1	18	32	3	6	112	12.4
12	Mercedes Staples	9-9	281	31.2	31-86	.360	6-24	.250	12-14	.857	8	55	63	7.0	12	0	15	15	1	7	80	8.9
03	Mallory Adams	6-2	122	20.3	17-43	.395	10-24	.417	8-9	.889	5	14	19	3.2	6	0	2	7	1	2	52	8.7
42	Kim Villalobos	9-2	191	21.2	23-68	.338	1-3	.333	16-32	.500	20	21	41	4.6	13	0	6	8	5	5	63	7.0
11	Kamaria Gipson	9-3	151	16.8	15-28	.536	0-0	.000	2-6	.333	15	24	39	4.3	22	0	2	11	7	4	32	3.6
21	Alex Crain	9-5	225	25.0	12-52	.231	2-14	.143	5-12	.417	6	26	32	3.6	18	1	7	9	2	4	31	3.4
24	Kiara Edwards	9-5	111	12.3	11-32	.344	1-4	.250	6-8	.750	7	8	15	1.7	5	0	1	5	1	0	29	3.2
10	Isabela Hernandez	9-4	236	26.2	10-46	.217	7-24	.292	0-0	.000	7	21	28	3.1	10	0	9	10	1	2	27	3.0
22	Flo Vinerte	9-1	78	8.7	8-16	.500	0-0	.000	5-8	.625	9	9	18	2.0	11	1	3	10	2	0	21	2.3
13	Talia Sireni	7-0	29	4.1	2-7	.286	0-1	.000	6-7	.857	0	0	0	0.0	3	0	0	1	0	0	10	1.4
30	Ivvana Murillo	5-0	18	3.6	0-2	.000	0-1	.000	0-0	.000	0	1	1	0.2	4	0	1	3	0	0	0	0.0
04	Bailee Chynoweth	3-0	19	6.3	0-5	.000	0-5	.000	0-0	.000	0	0	0	0.0	2	0	0	1	0	1	0	0.0
Team											22	27	49					9				
Total.....		9	1850		198-538	.368	40-128	.313	95-141	.674	101	251	352	39.1	132	3	77	132	24	43	531	59.0
Opponents.....		9	1850		231-591	.391	57-200	.285	89-118	.754	110	262	372	41.3	122	-	121	97	34	54	608	67.6

Score by Periods	1st	2nd	3rd	4th	OT	OT2	Totals
San Diego St.	112	124	153	125	7	10	531
Opponents	134	122	172	156	7	17	608

Games won

RECORD:	OVERALL	HOME	AWAY	NEUTRAL
ALL GAMES	7-0	3-0	3-0	1-0
CONFERENCE	5-0	3-0	2-0	0-0
NON-CONFERENCE	2-0	0-0	1-0	1-0

#	Player	gp-gs	min	avg	Total		3-Point		F-Throw		Rebounds				pf	dq	a	to	blk	stl	pts	avg
					fg-fga	fg%	3fg-fga	3fg%	ft-fa	ft%	off	def	tot	avg								
02	Sophia Ramos	4-4	151	37.8	23-58	.397	7-18	.389	21-27	.778	3	26	29	7.3	6	0	20	10	4	8	74	18.5
12	Mercedes Staples	7-7	224	32.0	40-80	.500	13-33	.394	9-13	.692	4	40	44	6.3	16	0	16	8	2	3	102	14.6
05	Tea Adams	7-7	190	27.1	34-63	.540	7-17	.412	12-15	.800	1	21	22	3.1	8	0	26	20	2	12	87	12.4
03	Mallory Adams	5-2	100	20.0	11-37	.297	5-16	.313	4-4	1.000	5	16	21	4.2	4	0	0	6	1	3	31	6.2
42	Kim Villalobos	6-2	106	17.7	11-37	.297	0-0	.000	11-19	.579	11	15	26	4.3	7	0	6	11	1	4	33	5.5
11	Kamaria Gipson	6-4	124	20.7	15-28	.536	0-0	.000	2-6	.333	12	23	35	5.8	11	0	5	6	6	4	32	5.3
21	Alex Crain	7-3	170	24.3	12-36	.333	5-11	.455	7-10	.700	3	15	18	2.6	14	0	10	8	0	6	36	5.1
10	Isabela Hernandez	7-3	166	23.7	10-34	.294	6-13	.462	0-0	.000	1	13	14	2.0	9	0	10	7	0	5	26	3.7
22	Flo Vinerte	6-0	47	7.8	8-14	.571	0-0	.000	4-4	1.000	6	8	14	2.3	3	0	3	4	2	0	20	3.3
24	Kiara Edwards	7-3	88	12.6	7-22	.318	1-3	.333	6-8	.750	2	5	7	1.0	6	0	0	5	1	1	21	3.0
13	Talia Sireni	3-0	18	6.0	0-1	.000	0-1	.000	1-2	.500	1	3	4	1.3	3	0	0	1	0	0	1	0.3
04	Bailee Chynoweth	2-0	9	4.5	0-3	.000	0-3	.000	0-0	.000	0	0	0	0.0	2	0	0	0	0	0	0	0.0
30	Ivana Murillo	2-0	7	3.5	0-0	.000	0-0	.000	0-0	.000	0	1	1	0.5	3	0	1	1	0	0	0	0.0
Team											11	20	31					9				
Total.....		7	1400		171-413	.414	44-115	.383	77-108	.713	60	206	266	38.0	92	0	97	96	19	46	463	66.1
Opponents.....		7	1400		153-462	.331	50-173	.289	60-81	.741	97	190	287	41.0	113	-	82	94	19	46	416	59.4

Score by Periods	1st	2nd	3rd	4th	Totals
San Diego St.	100	106	119	138	463
Opponents	93	106	113	104	416

Games lost

RECORD:	OVERALL	HOME	AWAY	NEUTRAL
ALL GAMES	0-16	0-9	0-6	0-1
CONFERENCE	0-12	0-6	0-6	0-0
NON-CONFERENCE	0-4	0-3	0-0	0-1

#	Player	gp-gs	min	avg	Total		3-Point		F-Throw		Rebounds				pf	dq	a	to	blk	stl	pts	avg
					fg-fga	fg%	3fg-fga	3fg%	ft-fa	ft%	off	def	tot	avg								
02	Sophia Ramos	8-7	243	30.4	42-103	.408	9-28	.321	24-27	.889	3	27	30	3.8	11	0	24	23	0	12	117	14.6
12	Mercedes Staples	16-16	525	32.8	65-178	.365	16-46	.348	20-23	.870	10	92	102	6.4	25	0	30	37	2	18	166	10.4
05	Tea Adams	14-14	415	29.6	48-118	.407	8-24	.333	31-49	.633	1	35	36	2.6	41	2	47	46	5	14	135	9.6
03	Mallory Adams	10-4	209	20.9	27-71	.380	14-38	.368	15-17	.882	6	21	27	2.7	9	0	4	14	0	5	83	8.3
42	Kim Villalobos	15-6	291	19.4	40-107	.374	1-5	.200	28-49	.571	32	35	67	4.5	27	1	15	23	7	10	109	7.3
10	Isabela Hernandez	16-8	407	25.4	24-84	.286	17-50	.340	1-2	.500	6	36	42	2.6	14	0	8	16	2	8	66	4.1
11	Kamaria Gipson	15-8	280	18.7	23-52	.442	0-0	.000	7-19	.368	25	55	80	5.3	42	0	2	20	5	8	53	3.5
21	Alex Crain	15-8	365	24.3	21-84	.250	2-24	.083	8-16	.500	4	34	38	2.5	30	2	17	17	2	8	52	3.5
04	Bailee Chynoweth	7-1	88	12.6	8-28	.286	8-28	.286	0-0	.000	0	0	0	0.0	0	0	0	2	0	3	24	3.4
24	Kiara Edwards	13-7	160	12.3	19-38	.500	1-2	.500	3-5	.600	11	15	26	2.0	16	0	1	8	0	2	42	3.2
22	Flo Vinerte	15-1	157	10.5	17-35	.486	1-1	1.000	10-18	.556	17	22	39	2.6	26	1	7	14	6	3	45	3.0
13	Talia Sireni	10-0	65	6.5	6-13	.462	3-5	.600	9-9	1.000	1	1	2	0.2	5	0	2	5	0	0	24	2.4
30	Ivana Murillo	7-0	45	6.4	4-12	.333	0-1	.000	6-10	.600	5	2	7	1.0	4	0	3	4	0	0	14	2.0
Team											36	42	78					9				
Total.....		16	3250		344-923	.373	80-252	.317	162-244	.664	157	417	574	35.9	250	6	160	238	29	91	930	58.1
Opponents.....		16	3250		428-992	.431	120-368	.326	178-235	.757	166	465	631	39.4	216	-	243	190	61	112	1154	72.1

Score by Periods	1st	2nd	3rd	4th	OT	OT2	Totals
San Diego St.	206	215	264	228	7	10	930
Opponents	251	244	333	302	7	17	1154

Aztec Individual Highs**Points**

26, Sophia Ramos vs. California Baptist (12-2-20)

Field Goals Made

10, Mercedes Staples vs. Air Force (1-22-21)

Field Goals Attempted

27, Sophia Ramos at Colorado State (12-8-20)

Field Goal Percentage (min. 5 made)

.900 (9-10), Téa Adams at San Diego (12-5-20)

3-Point Field Goals Made

5, Bailee Chynoweth vs. UC Irvine (12-19-20)

3-Point Field Goals Attempted

12, Bailee Chynoweth vs. UC Irvine (12-19-20)

3-Pt Field Goal Percentage (min. 3 made)

1.000 (3-3), Sophia Ramos at Boise State (2-28-21)

Free Throws Made

8, Sophia Ramos vs. Lamar (11-27-20)

Free Throws Attempted

11, Sophia Ramos vs. Lamar (11-27-20)

Free Throw Percentage (min 5 made)

1.000 (6-6), Sophia Ramos vs. UNLV (2-16-21)

1.000 (5-5), Sophia Ramos at San Diego (12-5-20)

Rebounds

13, Mercedes Staples at Colorado State (12-10-20)

Assists

10, Sophia Ramos vs. UNLV (2-16-21)

Steals

5, Téa Adams vs. Air Force (1-24-21)

5, Sophia Ramos at San Diego (12-5-20)

Blocked Shots

3, Kim Villalobos at Wyoming (1-30-21)

3, Kamaria Gipson at Wyoming (1-28-21)

3, Sophia Ramos vs. Lamar (11-27-20)

Turnovers

7, Mercedes Staples vs. New Mexico (2-5-21)

7, Téa Adams at Wyoming (1-28-21)

7, Téa Adams at Colorado State (12-10-20)

Minutes

49, Mercedes Staples at Colorado State (12-10-20)

Opponent Individual Highs**Points**

39, Abbey Ellis (Cal Poly, 12-21-20)

Field Goals Made

13, Abbey Ellis (Cal Poly, 12-21-20)

Field Goals Attempted

25, Abbey Ellis (Cal Poly, 12-21-20)

Field Goal Percentage (min 5 made)

1.000 (6-6), Shaiquell McGruder (New Mexico, 2-3-21)

1.000 (6-6), Marta Savic (Wyoming, 1-28-21)

3-Point Field Goals Made

8, Abbey Ellis (Cal Poly, 12-21-20)

3-Point Field Goals Attempted

13, Shyla Latone (Utah State, 1-14-21)

13, Jayde Cadee (UC Irvine, 12-19-20)

3-Pt Field Goal Percentage (min 3 made)

1.000 (3-3), Jamie Bonnarens (Colorado State, 12-10-20)

Free Throws Made

8, Amaya West (Nevada, 1-7-21)

Free Throws Attempted

9, Amaya West (Nevada, 1-7-21)

Free Throw Percentage (min 5 made)

.889 (8-9), Amaya West (Nevada, 1-7-21)

Rebounds

12, Abby Muse (Boise State, 2-28-21)

12, Desi-Rae Young (UNLV, 2-16-21)

12, Monique Pruitt (Utah State, 1-14-21)

12, Sierra Campisano (Cal Poly, 12-21-20)

12, Lore Devos (Colorado State, 12-8-20)

12, Britney Thomas (California Baptist, 12-2-2)

12, Anyssia Gibbs (Lamar, 11-27-20)

Assists

8, Bailey Thomas (UNLV, 2-15-21)

Steals

5, Haley Cavinder (Fresno State, 2-21-21)

Blocked Shots

7, Sydney Mech (Colorado State, 12-10-20)

Turnovers

6, Briana Autry (Air Force, 1-22-21)

Aztec Team Highs

Points	79	vs. Fresno State (2-20-21)
Field Goals Made	32	vs. Fresno State (2-20-21) at Colorado State (12-8-20)
Field Goal Attempts	83	at Colorado State (12-10-20)
Field Goal Percentage	.478 (32-67)	at Colorado State (12-8-20)
3-pt Field Goals Made	12	at Boise State (2-26-21)
3-pt Field Goals Attempted	24	vs. Cal Poly (12-21-20)
3-pt Field Goal Percentage	.571 (12-21)	vs. Boise State (2-26-21)
Free Throws Made	17	vs. Utah State (1-14-21) at Colorado State (12-10-20)
Free Throw Attempts	25	vs. UC Irvine (12-19-20)
FT Percentage (Min 10 att.)	.800 (12-15)	vs. UNLV (2-15-21)
	.800 (12-15)	vs. Cal Poly (12-21-20)
Rebounds	60	at Colorado State (12-10-20)
Assists	23	vs. UNLV (2-16-21)
Steals	13	vs. UC Irvine (12-19-20)
Blocked Shots	5	at Wyoming (1-28-21)
Turnovers	26	vs. UC Irvine (12-19-20)
Fouls	22	vs. UNLV (2-16-21) vs. UNLV (2-15-21) at Nevada (1-9-21)

Aztec Team Lows

Points	36	at Wyoming (1-28-21)
Field Goals Made	13	at Wyoming (1-28-21)
Field Goal Attempts	42	at Wyoming (1-28-21)
Field Goal Percentage	.263 (15-57)	at Boise State (2-26-21)
3-pt Field Goals Made	2	at Nevada (1-9-21) at Nevada (1-7-21)
3-pt Field Goals Attempted	9	at Colorado State (12-8-20)
3-pt Field Goal Percentage	.167 (2-12)	at Nevada (1-9-21)
Free Throws Made	5	vs. Fresno State (2-20-21) at Wyoming (1-28-21)
Free Throws Attempted	7	vs. Fresno State (2-20-21)
FT Percentage (Min 10 att.)	.417 (5-12)	at Wyoming (1-28-21)
Rebounds	25	at Wyoming (1-28-21)
Assists	4	at Boise State (2-26-21)
Steals	1	at Nevada (1-9-21)
Blocked Shots	0	Four times, Last: vs. Fresno State (2-21-21)
Turnovers	4	vs. UNLV (2-16-21)
Fouls	7	at Wyoming (1-30-21)

Aztec Scoring

First Half High	38	vs. Fresno State (2-20-21) at San Diego (12-5-20)
First Quarter High	22	vs. Fresno State (2-20-21)
Second Quarter High	24	at Colorado State (12-8-20)
Second Half High	45	vs. Utah State (1-14-21)
Third Quarter High	28	vs. UNLV (2-16-21)
Fourth Quarter High	24	vs. UNLV (2-15-21) vs. Air Force (1-22-21) vs. Utah State (1-14-21)
First Half Low	13	at Wyoming (1-28-21)
First Quarter Low	4	vs. Air Force (1-22-21)
Second Quarter Low	7	at Wyoming (1-28-21) at Nevada (1-9-21)
Second Half Low	21	vs. New Mexico (2-3-21) vs. New Mexico (2-5-21)
Third Quarter Low	9	vs. New Mexico (2-5-21)
Fourth Quarter Low	4	at Boise State (2-28-21)
Largest Halftime Lead	12 (38-26)	at San Diego (12-5-20)
Largest Halftime Deficit	10 (24-34)	vs. UC Irvine (12-19-20)
Largest Margin of Victory	8 (64-56)	at San Diego (12-5-20)
Largest Loss	41 (44-85)	at Boise State (2-28-21)
Largest Deficit in a Win	12 (11-23)	at Boise State (2-26-21)
Largest Lead in a Loss	11 (34-23)	vs. Air Force (1-24-21)

Opponent Team Highs

Points	86	at Colorado State (12-8-20)
Field Goals Made	33	at Boise State (2-28-21)
Field Goal Attempts	75	at Boise State (2-28-21) at Colorado State (12-10-20)
Field Goal Percentage	.517 (31-60)	vs. New Mexico (2-3-21)
3-pt Field Goals Made	13	vs. Fresno State (2-20-21) vs. New Mexico (2-3-21)
3-pt Field Goals Attempts	34	vs. Air Force (1-22-21)
3-pt Field Goal Percentage	.571 (12-21)	vs. Cal Poly (12-21-20)
Free Throws Made	23	vs. UNLV (2-16-21)
Free Throws Attempts	27	vs. UNLV (2-16-21)
FT Percentage (Min 10 att.)	.923 (12-13)	vs. Air Force (1-24-21)
Rebounds	52	vs. UNLV (2-16-21)
Assists	20	vs. UNLV (2-15-21) vs. Cal Poly (12-21-20)
Steals	13	vs. UC Irvine (12-19-20)
Blocked Shots	12	at Colorado State (12-10-20)
Turnovers	25	vs. UC Irvine (12-19-20)
Fouls	25	vs. UC Irvine (12-19-20)

Opponent Team Lows

Points	43	at Nevada (1-7-21)
Field Goals Made	13	at Nevada (1-7-21)
Field Goal Attempts	52	vs. UC Irvine (12-19-20)
Field Goal Percentage	.213 (13-61)	at Nevada (1-7-21)
3-pt Field Goals Made	1	at Wyoming (1-28-21)
3-pt Field Goal Attempts	17	at Boise State (2-28-21)
3-pt Field Goal Percentage	.048 (1-21)	at Wyoming (1-28-21)
Free Throws Made	0	at Wyoming (1-30-21)
Free Throw Attempts	0	at Wyoming (1-30-21)
FT Percentage (Min 10 att.)	.667 (8-12)	vs. Utah State (1-14-21)
	.667 (12-18)	at Colorado State (12-8-20)
Rebounds	32	vs. New Mexico (2-3-21) at Colorado State (12-8-20)
Assists	6	at San Diego (12-5-20)
Steals	1	vs. UNLV (2-16-21)
Blocked Shots	0	vs. Washington (11-25-20) vs. Lamar (11-27-20)
Turnovers	6	vs. New Mexico (2-3-21)
Fouls	7	at Wyoming (1-30-21)

Opponent Scoring

First Half High	43	vs. Fresno State (2-20-21) vs. UNLV (2-16-21)
First Quarter High	23	vs. Fresno State (2-21-21) at Colorado State (12-10-20)
Second Quarter High	29	vs. UNLV (2-15-21)
Second Half High	58	vs. New Mexico (2-3-21)
Third Quarter High	36	vs. New Mexico (2-3-21)
Fourth Quarter High	35	at Colorado State (12-8-20)
First Half Low	15	at Nevada (1-7-21)
First Quarter Low	6	at Nevada (1-7-21) at San Diego (12-5-20)
Second Quarter Low	5	at Colorado State (12-10-20)
Second Half Low	26	vs. Lamar (11-27-20)
Third Quarter Low	10	vs. Air Force (1-24-21)
Fourth Quarter Low	7	vs. UC Irvine (12-19-20)
Largest Halftime Lead	10 (34-24)	vs. UC Irvine (12-19-20)
Largest Halftime Deficit	12 (26-38)	at San Diego (12-5-20)
Largest Margin of Victory	41 (44-85)	at Boise State (2-28-21)
Largest Loss	8 (56-64)	at San Diego (12-5-20)
Largest Deficit in a Win	11 (23-34)	vs. Air Force (1-24-21)
Largest Lead in a Loss	12 (23-11)	at Boise State (2-26-21)

2020-21 MISCELLANEOUS STATS

► THE LAST TIME AN AZTEC...

Scored 20-24 points

23, Sophia Ramos, 2-28-21 at Boise State

Scored 25-29 points

26, Sophia Ramos, 12-2-20 vs. California Baptist

Scored 30-39 points

32, Sophia Ramos, 1-29-20 vs. New Mexico

Scored 40+ points

41, Chana Perry, 1-2-88 vs. Northern Illinois

Had 20+ rebounds

27, Chana Perry, 11-25-88 vs. Alabama State

Had 15-19 rebounds

16, Mallory Adams, 3-11-19 vs. [2] New Mexico

Had 10-14 rebounds

11, Kamaria Gipson, 2-21-21 vs. Fresno State

Had 10+ assists

10, Sophia Ramos, 2-16-21 vs. UNLV

Had A Double-Double

Mercedes Staples, 24 points, 10 rebounds 1-14-21 vs. Utah State

Had A Triple-Double

Chelsea Hopkins, 13 points, 11 rebounds, 12 assists, 3-9-13 vs. Boise State

► The Last Time San Diego State...

Had two players score 20 points in the same game

Sophia Ramos (22) and Mercedes Staples (20), 2-20-21 vs. Fresno State

Had two players with a double-double in the same game

Mercedes Staples (16 points & 13 rebounds) & Kamaria Gipson (10 points & 10 rebounds), 12-10-20 at Colorado State

Scored 100+ points

101, vs. Colorado State (101-62), 1-25-92

Allowed 100+ points

104, vs. UCLA (56-104), 12-11-98

Won by 20+ points

21, vs. Westcliff (77-56), 11-12-19

Won by 30+ points

43, vs. Incarnate Word (81-38), 11-18-18

Won by 40+ points

43, vs. Incarnate Word (81-38), 11-18-18

Won in Overtime

at Colorado State (64-61), 2-24-20

Lost in Overtime

at Colorado State (77-84), 12-10-20 (2 OT)

► 2020-21 AZTEC LEADERS

Double-Figure Scoring Games

Mercedes Staples (13), Téa Adams (12), Sophia Ramos (10), Kim Villalobos (5), Mallory Adams (4), Alex Crain (2), Flo Vinerte (1), Isabela Hernandez (1), Kamaria Gipson (1), Bailee Chynoweth (1), Talia Sireni (1)

SDSU High Scorer*

Mercedes Staples (8), Sophia Ramos (6), Téa Adams (5), Mallory Adams (4), Bailee Chynoweth (1), Talia Sireni (1)

Double-Figure Rebounding Games

Mercedes Staples (4), Kamaria Gipson (3), Sophia Ramos (2), Kim Villalobos (1)

Double-Doubles

Mercedes Staples (3), Sophia Ramos (2), Kamaria Gipson (1)

Games Led SDSU In Rebounds*

Mercedes Staples (12), Sophia Ramos (3), Kamaria Gipson (3), Flo Vinerte (2), Isabela Hernandez (2), Mallory Adams (1), Kim Villalobos (1), Téa Adams (1), Alex Crain (1)

Games Led SDSU In Assists*

Téa Adams (11), Sophia Ramos (8), Mercedes Staples (6), Kim Villalobos (3), Alex Crain (2), Isabela Hernandez (1), Kiara Edwards (1), Flo Vinerte (1)

Games Led SDSU In Steals*

Téa Adams (8), Kamaria Gipson (5), Mercedes Staples (5), Sophia Ramos (5), Kim Villalobos (4), Isabela Hernandez (3), Alex Crain (3), Kiara Edwards (2), Mallory Adams (3)

Games Led SDSU In Blocks*

Kamaria Gipson (6), Téa Adams (4), Mercedes Staples (4), Kim Villalobos (4), Flo Vinerte (3), Isabela Hernandez (2), Sophia Ramos (2), Alex Crain (2), Kiara Edwards (1)

*Includes ties

► 2020-21 SPECIALTY STATS

San Diego State/Opponent

	Points in Paint	Points off TOs	2nd Chance Points	Fast Break Points	Bench Points
vs. Washington (L)	24/46	22/16	2/16	19/6	13/4
vs. Lamar (W)	16/20	10/15	4/10	9/11	8/9
vs. California Baptist (L)	28/50	11/12	10/7	7/15	12/15
at San Diego (W)	24/28	15/24	4/7	13/6	8/19
at Colorado State (L)	46/32	5/16	13/2	6/16	22/26
at Colorado State (L)	38/36	6/11	16/5	8/25	25/20
vs. UC Irvine (L)	18/24	23/24	16/8	7/21	27/44
vs. Cal Poly (L)	20/24	7/12	7/6	4/11	26/14
at Nevada (W)	34/14	11/5	10/10	7/16	19/10
at Nevada (L)	34/20	5/14	15/15	4/12	31/20
vs. Utah State (W)	26/26	7/15	7/10	18/15	19/12
vs. Air Force (W)	22/12	19/11	0/3	12/8	7/21
vs. Air Force (L)	18/24	8/16	13/9	6/17	8/17
at Wyoming (L)	8/44	11/9	2/13	3/4	18/21
at Wyoming (L)	10/30	7/15	2/4	1/9	16/27
vs. New Mexico (L)	22/36	6/23	2/16	2/24	10/19
vs. New Mexico (L)	16/20	9/18	7/8	5/18	20/16
vs. UNLV (L)	28/30	10/13	6/13	16/1	29/24
vs. UNLV (L)	24/26	15/5	7/16	14/10	25/5
vs. Fresno State (W)	36/18	12/3	4/12	16/16	11/22
vs. Fresno State (L)	26/46	13/24	14/2	8/18	18/12
at Boise State (W)	22/36	7/17	9/10	6/9	28/8
at Boise State (L)	14/46	7/23	10/10	8/10	5/25

► 2020-21 AZTEC GAME-BY-GAME POINTS-REBOUNDS-ASSISTS

Opponent	2 Sophia Ramos	3 Mallory Adams	4 Bailee Chynoweth	5 Téa Adams	10 Isabela Hernandez	11 Kamaria Gipson	12 Mercedes Staples	13 Talia Sireni	21 Alex Crain	22 Flo Vinerte	24 Kiara Edwards	30 Ivvana Murillo	42 Kim Villalobos
Washington (L)	17-7-3	DNP	DNP	7-3-4	10-2-0	DNP	8-8-2	3-0-1	12-3-1	DNP	2-2-0	DNP	DNP
Lamar (W)	22-12-4	DNP	0-0-0	10-4-3	8-4-0	DNP	9-5-0	0-4-0	7-2-1	DNP	4-2-0	DNP	DNP
CBU (L)	26-4-3	DNP	DNP	11-2-2	0-0-0	7-7-0	8-10-2	0-0-0	9-3-3	0-0-0	5-3-0	DNP	5-7-0
at San Diego (W)	15-10-4	DNP	DNP	19-2-2	2-1-1	2-7-1	12-7-0	1-0-0	3-2-1	0-0-0	7-0-0	DNP	3-4-1
at Colorado St. (L)	21-7-3	DNP	DNP	11-2-3	2-2-0	2-4-0	11-10-3	2-0-0	4-2-0	0-1-0	8-4-0	0-0-0	16-7-0
at Colorado St. (L)	0-1-1	DNP	DNP	24-4-3	2-5-0	10-10-0	16-13-3	5-0-0	10-6-0	0-3-0	2-0-0	0-0-0	8-6-0
vs. UC Irvine (L)	DNP	DNP	15-0-0	9-3-5	0-1-0	5-5-0	12-6-2	2-2-1	0-1-0	5-6-1	DNP	5-3-1	2-2-2
vs. Cal Poly (L)	DNP	DNP	9-0-0	10-4-7	8-0-0	0-5-0	10-9-3	10-0-0	DNP	9-6-0	DNP	DNP	7-4-0
at Nevada (W)	DNP	4-4-0	0-0-0	24-3-1	3-4-1	6-6-1	9-8-4	0-0-0	2-6-2	0-1-1	2-1-0	0-0-0	9-6-0
at Nevada (L)	DNP	5-1-1	DNP	12-0-2	6-4-0	8-3-0	8-9-1	0-0-0	2-6-0	7-0-0	0-2-0	DNP	11-6-3
vs. Utah State (W)	DNP	2-5-0	DNP	7-2-6	2-3-3	6-8-0	24-10-2	DNP	4-3-2	10-3-0	3-0-0	DNP	10-8-3
vs. Air Force (W)	DNP	0-3-0	DNP	7-4-5	5-2-1	10-5-1	24-6-6	DNP	7-3-2	0-0-0	0-1-0	DNP	6-3-2
vs. Air Force (L)	DNP	3-2-0	0-0-0	11-1-7	9-1-0	6-6-0	16-7-1	DNP	0-2-0	5-4-0	0-1-0	DNP	5-10-0
at Wyoming (L)	DNP	12-4-1	0-0-0	2-3-2	0-3-2	2-5-0	7-7-1	2-0-0	0-4-1	2-3-1	2-2-0	DNP	7-3-0
at Wyoming (L)	DNP	8-1-0	0-0-0	2-3-1	6-4-1	2-3-0	11-2-2	0-0-0	4-5-2	0-1-0	4-3-0	DNP	4-2-1
vs. New Mexico (L)	DNP	3-5-0	0-0-0	DNP	3-2-2	2-3-0	11-5-5	0-0-0	5-2-1	0-3-0	9-3-0	5-2-1	10-4-3
vs. New Mexico (L)	DNP	16-2-2	0-0-0	DNP	6-9-1	0-6-0	9-5-1	DNP	0-0-2	0-1-2	5-2-0	4-0-0	8-2-3
vs. UNLV (L)	12-5-1	8-3-0	DNP	11-1-3	3-1-1	0-2-0	14-3-1	DNP	0-2-1	7-4-1	0-1-0	0-2-1	10-1-0
vs. UNLV (L)	6-3-10	8-1-0	DNP	12-3-4	6-1-1	4-10-2	16-3-1	DNP	6-0-3	2-0-1	4-1-0	DNP	7-3-1
vs. Fresno State (W)	22-2-7	7-3-0	DNP	11-6-6	0-0-0	8-8-2	20-3-3	DNP	7-1-1	2-2-2	2-2-0	DNP	0-2-0
vs. Fresno State (L)	12-2-3	15-5-0	DNP	4-2-3	5-2-0	5-11-0	7-3-2	DNP	0-2-2	4-6-0	DNP	DNP	9-6-1
at Boise State (W)	15-5-5	18-6-0	DNP	9-1-3	6-0-4	0-1-0	4-5-1	DNP	6-1-1	8-8-0	3-1-0	0-1-1	5-3-0
at Boise State (L)	23-1-0	5-3-0	DNP	9-5-1	0-5-0	0-0-0	2-2-0	DNP	0-0-0	4-1-1	1-2-1	0-0-0	0-4-1

DNP - Did Not Play

Starting Lineups

Game	F/C	G/F	G	G	G
Washington (L)	Edwards	Crain	Staples	T. Adams	Ramos
Lamar (W)	Edwards	Crain	Staples	T. Adams	Ramos
CALIFORNIA BAPTIST (L)	Edwards	Crain	Staples	T. Adams	Ramos
at San Diego (W)	Edwards	Crain	Staples	T. Adams	Ramos
at Colorado State (L)	Edwards	Crain	Staples	T. Adams	Ramos
at Colorado State (L)	Edwards	Crain	Staples	T. Adams	Ramos
UC IRVINE (L)	Gipson	Crain	Staples	T. Adams	Villalobos
CAL POLY (L)	Gipson	Chynoweth	Staples	T. Adams	Hernandez
at Nevada (W)	Edwards	Crain	Staples	T. Adams	Hernandez
at Nevada (L)	Edwards	Crain	Staples	T. Adams	Hernandez
UTAH STATE (W)	Gipson	Villalobos	Staples	T. Adams	Hernandez
AIR FORCE (W)	Gipson	Villalobos	Staples	T. Adams	Hernandez
AIR FORCE (L)	Gipson	Villalobos	Staples	T. Adams	Hernandez
at Wyoming (L)	Vinerte	Villalobos	Staples	T. Adams	Hernandez
at Wyoming (L)	Gipson	Villalobos	Staples	T. Adams	Hernandez
vs. NEW MEXICO (L)	Edwards	Villalobos	Staples	Crain	Hernandez
vs. NEW MEXICO (L)	Edwards	Villalobos	Staples	Crain	Hernandez
vs. UNLV (L)	Gipson	M. Adams	Staples	T. Adams	Hernandez
vs. UNLV (L)	Gipson	M. Adams	Staples	T. Adams	Ramos
vs. FRESNO STATE (W)	Gipson	M. Adams	Staples	T. Adams	Ramos
vs. FRESNO STATE (L)	Gipson	M. Adams	Staples	T. Adams	Ramos
at Boise State (W)	Gipson	M. Adams	Staples	T. Adams	Ramos
at Boise State (L)	Gipson	M. Adams	Staples	T. Adams	Ramos

Lineup Records

Edwards, Staples, Crain, T. Adams, Ramos, 2-4
 Gipson, M. Adams, Staples, T. Adams, Ramos, 2-3
 Gipson, Staples, Villalobos, T. Adams, Hernandez, 2-2
 Edwards, Villalobos, Staples, Crain, Hernandez, 0-2
 Gipson, M. Adams, Staples, T. Adams, Hernandez, 0-1
 Edwards, Staples, Crain, T. Adams, Hernandez, 1-1
 Vinerte, Staples, Villalobos, T. Adams, Hernandez, 0-1
 Gipson, Staples, Crain, T. Adams, Villalobos, 0-1
 Gipson, Staples, Hernandez, T. Adams, Chynoweth, 0-1

2020-21 BROADCAST ROSTER




ASIA AVINGER
Fr. | 5-7 | G
Cerritos, Calif.
Rosary HS

0



SOPHIA RAMOS
Jr. | 5-9 | G
San Antonio, Texas
Incarnate Word HS

2




MALLORY ADAMS
So. | 6-0 | G/F
Frisco, Texas
Lone Star HS

3



BAILEE CHYNOWETH
Fr. | 5-11 | G
Austin, Texas
Westlake HS

4



TÉA ADAMS
Sr. | 5-9 | G
Kirkland, Wash.
Juanita HS

5



ISABELA HERNANDEZ
So. | 6-2 | G/F
Bellingham, Wash.
Lynden Christian HS

10



KAMARIA GIPSON
Fr. | 6-3 | C
Beeville, Texas
A.C. Jones HS

11



MERCEDES STAPLES
So. | Jr. | G
Centerville, Utah
Minnesota/Viewmont HS

12



TALIA SIRENI
So. | 5-9 | G
Surrey, British Columbia, Canada
Earl Marriott Secondary School

13



JAYDEN PEREZ
So. | 5-8 | G
Las Cruces, N.M.
Onate HS

15



ALEX CRAIN
Jr. | 5-9 | G
McKinney, Texas
TCU/Dallas Thunder

21



FLO VINERTE
Fr. | 6-2 | F
Riga, Latvia
New Hope Academy (Md.)

22



KIARA EDWARDS
Jr. | 6-1 | F
Surprise, Ariz.
Valley Vista HS

24



IVVANA MURILLO
Jr. | 6-1 | F
Medellin, Colombia
NE Oklahoma A&M/ Santa Catalina de Sena HS

30



KIM VILLALOBOS
Fr. | 6-0 | G/F
Van Nuys, Calif.
Chaminade HS

42



STACIE TERRY-HUTSON
Head Coach
Eighth Season
UT Arlington (1998)

HC



MARSHA FRESE
Assistant Coach
First Season
Rice (1995)

AC



CIARA CARL
Assistant Coach
Eighth Season
Point Loma Nazarene (2005)

AC



NICK GRANT
Assistant Coach
Seventh Season
Baylor (2010)

AC