

SAN DIEGO STATE BASKETBALL

14 NCAA Tournament Appearances (7 times in last 11 years) • Record 13-Time Mountain West Conference Champion

Contacts: Mike May, Senior Associate AD of Communications and Media Relations (e-mail: mmay@sdsu.edu) • Richard Stern, Assistant Media Relations Director (e-mail: rstern@sdsu.edu)

LIVE COVERAGE

TV/Stream: CBS Sports Network

Andrew Catalon (play-by-play)

Steve Lappas (commentary)



Aztec Radio Network: 101.5 KGB / XTRA 1360

(pregame starts at 5:30 P.m. PT on XTRA)

Ted Leitner (play-by-play)

Jon Schaeffer (pre-half-post)



Live Stats: GoAztecs.com

Next Media Availability: Date, Time and location to be determined.

SCHEDULE / RESULTS

Record: 21-4 | Home: 13-2, Away: 6-2, Neutral: 2-0

MW Record: 14-3 | Home: 9-1, Away: 5-2

Date	SDSU	Opp.	Opponent (TV/Stream)	Time/Results
N.25	rv/rv	22/21	UCLA (CBSSN)	W, 73-58
N.27	rv/rv		UC IRVINE (YurView CA)	W, 77-58
D.2	rv/rv		ST. KATHERINE (MWN)	W, 83-41
D.6	rv/rv		PEPPERDINE (YurView CA/MWN)	W, 65-60
D.10	24/rv	23/23	at Arizona State (FS1/FOX Sports GO)	W, 80-68
D.18	18/20		BRIGHAM YOUNG (CBSSN)	L, 62-72
D.22	rv/rv		#vs. Saint Mary's (CBSSN)	W, 74-49
J.2	rv/23		*COLORADO STATE (CBS)	L, 67-70
J.4	rv/rv	-/rv	*COLORADO STATE (FS1)	W, 78-65
J.7	rv/rv		*NEVADA (CBSSN)	W, 65-60
J.9	rv/rv		*NEVADA (CBSSN)	W, 69-67
J.14	rv/rv		*at Utah State (CBSSN)	L, 45-57
J.16	rv/rv		*at Utah State (CBS)	L, 59-64
J.22	-/rv		*at Air Force (FS1)	W, 98-61
J.24	-/rv		*at Air Force (FS1)	W, 91-59
J.28	-/rv		*WYOMING (FS1)	W, 87-57
J.30	-/rv		*WYOMING (CBSSN)	W, 98-71
F.3	rv/rv		*at New Mexico (FS1)	% Forfeit
F.5	rv/rv		*at New Mexico (CBSSN)	% Forfeit
F.8	rv/rv		*SAN JOSE STATE (FS1)	W, 85-54
F.10	rv/rv		*SAN JOSE STATE (CBSSN)	W, 77-55
F.18	25/rv		*at Fresno State (CBSSN)	W, 67-53
F.20	25/rv		*at Fresno State (CBSSN)	W, 75-57
F.25	22/25	rv/rv	*BOISE STATE (FS1)	ot-W, 78-66
F.27	22/25	rv/rv	*BOISE STATE (CBSSN)	W, 62-58
M.3	19/21		*at UNLV (CBSSN)	W, 71-62
M.11	19/T-19		+ vs. [8] Wyoming (QF) (CBSSN)	W, 69-66
M.12	19/T-19		+ vs. [5] Nevada (SF) (CBSSN)	6:30 p.m. PT
M.13	19/T-19		+ vs. TBA (CH) (CBS)	3 p.m. PT

- Mott Athletics Center; San Luis Obispo, Calif.

* - Mountain West Game

+ - Mountain West Championship Tournament (Thomas & Mack Center; Las Vegas Nevada)

% - Forfeits will only count for seeding in the Mountain West Championship Tournament. They will not count in the Aztecs overall record.

Date and times are subject to change.

GAME 26

No. 19/T-19 [1-seed] SAN DIEGO STATE AZTECS (20-4; 14-3 MW) VS. [5-seed] NEVADA WOLF PACK (16-9; 10-7 MW)

Fri., March 12 • 6:30 p.m. PT (tip + possible 5 min slide) • Thomas and Mack Center • Las Vegas, Nev.



SAN DIEGO STATE

Head Coach: Brian Dutcher

Career Record: 94-30 (4th Season)

Record at San Diego State: Same

Record vs. Nevada: 8-2



NEVADA

Head Coach: Steve Alford

Career Record: 544-290 (26th season)

Record at NEV: 35-21 (2nd Season)

Record vs. SDSU: 7-12

STORYLINES (SDSU info current; national rankings through games of Wed., March 10)

- San Diego State advances to its 14th consecutive Mountain West Championship semifinal round game and the Aztecs will look for their 14th appearance in the Mountain West title game when they face Nevada Friday evening.
- San Diego State won its 14th straight conference tournament opening round game, defeating Wyoming, 69-66, in the first quarterfinal game Thursday. In a game in which neither team led by more than four points, the Aztecs committed just six turnovers, made 12-of-13 free throw attempts and got a season-high 20 points from Terrell Gomez to advance.
- Yesterday's victory over Wyoming was San Diego State's 12th consecutive victory. The Aztecs faced a second-half deficit for the first time during the winning streak (dates back to Jan. 16).
- San Diego State is the top-seed in the Mountain West tournament for the sixth time in school history (2006, 2012, 2014, 2016, 2020 and 2021). The Aztecs own a 12-4 record as the top seed with one title (2006). SDSU has advanced to the championship game each of the five previous times it entered the event as a one seed.
- San Diego State clinched its eighth regular-season MW title this season (2006, 2011*, 2012*, 2014, 2015*, 2016, 2020 and 2021). * - indicates shared title
- San Diego State has won this event a record five times (2002, 2006, 2010, 2011 and 2018).
- San Diego State has won the event as the one seed, two seed, four seed and five seed (twice).
- Amazingly, San Diego State has played for the tournament title in six of the last seven years and in 10 of the last 12 seasons (2009, 2010, 2011, 2012, 2014, 2015, 2016, 2018, 2019 and 2020).
- The Aztecs are 12-4 in the semifinal round of the event, including victories in the last three league semifinal games.
- Overall, San Diego State is 35-16 in the Mountain West tournament for a winning percentage of 68.6 percent. The Aztecs' 35 tournament wins are the most by any team - current or former - in league history. This is particularly impressive because 10 of SDSU's 51 tournament games have been played on the road (8-2 at UNLV), while UNLV has played 38 of its 45 tournament games at home.
- San Diego State owns 36 victories in Thomas & Mack Center since the start of the 2008-09 campaign. That is the most victories by any school in any venue in which it has not played a home game in the past 13 seasons. What is particularly impressive is that 16 of those 36 victories came as the road team playing at UNLV. Villanova is second with 30 victories at Madison Square Garden.
- Streaks on the line Friday:

Streak	No.	Note
Win Streak	12	5th longest streak in school history
Games Played in the Pacific Time Zone W Strk.	13	
Road/Neutral Win Streak	6	T-5th longest in school history
vs. Nevada Win Streak	5	Aztecs are 4-0 lifetime on neutral courts against the Wolf Pack
Conference Tourney Semifinal Round W. Strk.	3	

SERIES INFORMATION

Series: San Diego State leads, 21-6

Home (Viejas Arena)..... 11-1 (9-1)

Away (Lawlor Events Center)..... 6-5 (5-4)

Neutral (Thomas & Mack Center)..... 4-0 (3-0)

SDSU as Top 25 Team..... 2-0 (H: 1-0, A: 1-0)

vs. Top 25 Nev. Team..... 4-2 (H: 2-0, A: 0-2, N: 2-0)

MWC Era..... San Diego State leads, 14-3

Dutcher vs. Nevada..... 8-2 (H: 5-0, A: 1-2, N: 2-0)

LONGEST WIN STRK.

Below is a look at the longest active win streaks (through Thursday games).

Rk.	School	Wins	Nxt. Gm.
1.	Gonzaga	30	
2.	Prairie View	14	SWAC Semi (Fri.)
3.	SDSU	12	Nevada (Fri.)
	Liberty	12	
	Calgate	12	
	Jackson State	12	Texas So. (Fri.)
7.	Southern Utah	10	Montana St. (Fri.)
8.	Arkansas	8	Missouri (Fri.)

HOME AWAY FROM HOME

Below is a list of most victories by a team in a venue since the start of the 2008-09 campaign in which the team has not played a home game (through Thursday games).

Rk.	Team	Venue	N-A	Wins
1.	SDSU	TMC	20-16	36
2.	Villanova	MSG	20-10	30
3.	Gonzaga	OA	28-0	28
4.	New Mexico State	OA	24-0	24
5.	Iona	TUC	10-10	20
	New Mexico	TMC	10-10	20
	Saint Mary's	OA	20-0	20

H-A - indicates how many of the victories have been on a neutral and away. TMC - Thomas & Mack Center, TUC - Times Union Center, MSG - Madison Square Garden, OA - Orleans Arena

WIN THE OPENER

Below is a look at the longest active conference tournament opening game win streaks in conference tournaments. The Aztecs have won their first game of the league event each of the last 14 seasons.

Rk.	Team	Years	Streak
1.	Gonzaga	1998-21	24
2.	Akron	2005-21	16
3.	New Mexico State	2006-21	15
4.	San Diego State	2008-21	14
5.	Michigan	2007-19	13

San Diego State Aztecs

2020-21 Record: 21-4 (H: 13-2; A: 6-2; N: 2-0) 14-3 MW
13-Time MW Champions, 12 Postseason Berths in Last 15 Years

- SDSU has won at least 19 games in 16 straight seasons.
- SDSU has advanced to postseason play in 12 of the last 14 seasons in which a champions was crowned (2006 NCAA, 2007-09 NIT, 2010-15 NCAA, 2016 NIT, 2018 NCAA).
- SDSU has won 50 of last 53 games when leading at the half.
- SDSU has won its last 51 of 52 when having a higher FG pct.
- SDSU is 11th nationally in winning percentage (.754) since the beginning of the 2010-11 season.
- Since its founding in 1999, no men's basketball program has won more Mountain West championships (regular-season and tournament) than San Diego State's 12.
- Since 2006, SDSU's 11 appearances in its conference championship game are the second most in Division I.
- SDSU's 17 MW wins in 2019-20 are the most in MW history.

		PPG	RPG	APG	FG	3FG	FT	
0	Keshad Johnson <i>Forward, 6-7, 210, So.-1L</i> Oakland, Calif. (San Leandro HS)	4.1	3.9	0.8	.463	7/21	.514	Has 43 points in last 9 games. (5.3 ppg) on 18-of-36 FGs (50.0 pct)... In last 8 gms., has CH 15 pts. vs. Wyo. and CH 13 rebs. vs. SJSU. Played in last 13 gms. after missing three previous games (shoulder)... Attempted a FT in 10 of the last 12 gms.. Played 11+ minutes in 12 straight gms... 57 rebounds in last 11 gms. (5.2 rpg)... Played in 38 career gms. (34-4)... Only scholarship member of the 2019 class... A four-star prospect by ESPN.
2	Adam Seiko <i>Guard, 6-3, 210 Jr.-2L</i> Boston, Mass. (Sierra Canyon HS (Calif.))	4.4	2.2	1.5	.367	.351	14/19	Last 10 gms.: 58 pts., 17 asts., 21 rebs... Had 8 points and 3 rebounds in 23 minutes at UNLV (Wed.)... 22 treys in his last 16 gms... Made a CH 6 pts in comeback win vs. Pepperdine (12-6-20)... 16 gms. w/multiple treys (14-2)... Only 47 TOs in 1,217 career mins. (1 TO every 25.9 minutes)... 76.9 pct. of career FGs are threes (58-of-76)... Has a career 1.49:1 A/TO ratio.
3	Terrell Gomez <i>Guard, 5-8, 165, Sr.-TR</i> Los Angeles, Calif. (Middlebrooks Academy/CSUN)	2.8	1.5	2.4	.439	.432	13/15	Last 17 gms.: 8.8 ppg, 1.6 rpg, 2.6 apg, 1.0 spg, 38-83 3FGs (45.8 pct)... Active NCAA ranks among DI players: 1,836 pts. (15th), 340 3FG (3rd), 43.6 3FG pct. (1st with at least 325 makes), 88.8 FT Pct. (2nd with at least 200 FTM)... Made multiple treys in 19 of his last 28 games (63-of-138, 45.7 pct)... Has 46 assists in last 18 games (2.6 apg)... Averaged 19.8 points, 2.5 rebounds, 2.3 assists in 32 games with CSUN in 2019-20.
4	Trey Pulliam <i>Guard, 6-3, 180, Sr.-1L</i> Bryan, Texas (Consolidated HS /Navarro College)	6.9	3.0	3.4	.397	.244	.704	Last 7 gms.: 9.7 ppg, 3.1 rpg, 4.1 apg, 1.9 spg... Hit GW runner as time expired to lift SDSU past Nevada (1-9-21)... First SDSU GW shot at the buzzer since Jamaal Franklin (3-8-12)... Streak of points in 18 consecutive games snapped at AFA... Leads the team in assists (82) this season... Played 20+ minutes in 23 of 24 games this season (did that 10 times all of last season)... Has a steal in 9 consecutive games.
5	Lamont Butler <i>Guard, 6-2, 200, Fr.-HS</i> Moreno Valley, Calif. (Riverside Poly HS)	4.3	1.7	1.5	.425	6/23	.667	Last 12 gms: 6.5 ppg, 2.8 rpg, 2.6 apg, 1.3 stls... No double-digit scoring gms. in first 12 gms; 4 double-digit scoring gms. in last 12 (6.5 ppg)... 24 assists in last 9 gms... Scored in 11 of last 12 games... Scored a career-high 13 points, CH five steals and played 25 minutes in game at USU... Only SDSU player in the last 25 seasons to post a 13-5 game off the bench... One of seven players to play in all 22 gms... Has a FTA in 8 of last 9 gms.
10	Keith Dinwiddie Jr. <i>Guard, 6-0, 185, Fr.-HS</i> Los Angeles, Calif. (Fairfax Senior HS)	5.5	0.3	0.5	.429	9/21	0/0	Among all DI players, his 30.7 pts./40 min. is 5th (min. 40 mins.)... Has 33 points in 43 mins... Scored 12+ points in 2 of his 6 career games... 3-star recruit & a class of 2020's top-50 shooting guards nationally (#47) by Rivals.com... As a senior earned Western League MVP honors as well as co-POY for both the All-City Open Division & All-CIF LA City Section... As a junior, led team to LA City Section Open Div. championship, the #5 state & #22 national ranking.
11	Matt Mitchell <i>Forward, 6-6, 235, Sr.-3L</i> Riverside, Calif. (Roosevelt HS)	15.0	5.4	2.0	.443	.370	.824	MW POW (11-30-20)... Last 12 gms.: 15.8 ppg, 58-68 Fts, 6.3 rpg... Become the third Aztec player to post 1,000 points, 500 rebounds, 200 assists and 100 steals (Winston Shepard, Trey Kell)... 29-2 in his career when he scores 15+ points... 1,408 career pts. (6th in school history)... 76 rebs. in last 12 gms. (6.3 rpg)... Has a trey in 12 of last 16 gms... SDSU is 29-2 when he scores 15+ points.
12	Che Evans <i>Forward, 6-5, 210, Fr.-HS</i> Philadelphia Pa. (Neumann-Goretti HS)	0.9	0.6	0.2	3/16	1/8	1/2	Played in nine games and 40 total minutes... CH 3 pts. and CH 2 rebs. at Air Force (1-22-21)... 4-star recruit by ESPN and Scout.com & 3-star talent by Rivals.com and 247Sports.com... A class of 2020's top-50 small forwards nationally by ESPN (No. 45), Rivals.com (No. 49) & 247Sports.com (No. 38)... Senior year, Neumann-Goretti posted a 24-4 record, 14-2 in conference play & won the Philadelphia Catholic League championship.
14	Cade Alger <i>Forward, 6-19, 190, RFr.-TR</i> Ripon, Calif. (Ripon Christian HS/Seattle U)	1.9	0.3	0.0	5/6	0/0	3/5	Has 13 pts. in last 6 gms... Scored his first career points on a dunk and subsequent free throw at Air Force (1-22-21)... Non-scholarship forward who spent 2019-20 as a redshirt at Seattle U... As a senior averaged 18.0 pts, 13.2 rebs & 3.0 assists & finished with more than 1,000-career points... Was named a first-team Front Row Preps All-Region and CalHSports.com All-State performer as well as D5 Scholar AoY following senior campaign.
20	Jordan Schakel <i>Guard, 6-6, 200, Sr.-3L</i> Torrance, Calif. (Bishop Montgomery HS)	14.4	4.2	1.0	.475	.468	.905	2x MW POW (2-15-21 & 12-14-20)... 3rd nationally in 3FG pct. (46.4 pct)... Has a trey in all 24 games this season (71 total)... Has 213 career three-point field goals (5th in school history)... 76 rebs. in last 17 gms. (4.5 rpg)... SDSU is 43-5 in his career when he scores 10+ points... Made multiple 3s in 60 gms. (50-10) and 3+ treys in 35 games (32-3)... 12+ points in 15 of last 21 games (14.9 ppg).
21	Jared Barnett <i>Guard, 6-1, 145, So.-SQ</i> Los Angeles, Calif. (Westchester HS)	0.6	0.3	0.4	2/3	0/0	0/0	Non-scholarship guard... Played in seven games this season, including the last five games... Appeared in 10 games last year w/ his lone bucket coming in the season opener vs. Texas Southern... Was named second-team all-conference as a HS senior after averaging 13 points six assists and three rebounds per game... Received academic honor roll recognition all four of years at Westchester High.
23	Joshua Tomaić <i>Forward, 6-9, 230, Sr.-TR</i> Lanzarote, Spain (Canarias Academy/Maryland)	4.8	3.4	0.6	.506	5/22	.735	Last 10 gms.: 6.3 ppg, 22-of-35 FGs (62.9 pct)... Had 12 points vs. San Jose (3rd career game with double digits)... Has more points this season (120) than last three season combined (83)... Has more rebs. this season (84), than last three season combined (71)... Has 16 assists this season (had zero in 71 minutes last year)... Career 55.8 percent FG shooter... Teams are 64-22 when he plays... Grad transfer from Maryland.
31	Nathan Mensah <i>Forward, 6-10, 230, Jr.-2L</i> Labadi, Accra, Ghana (Findlay Prep (Nev.))	8.5	6.2	0.6	.577	0/3	.615	Average per 40 min. this season: 16.5 points, 11.8 rebounds, 2.7 blocks... Has 10+ points in 7 of his last 16 games (last 16 gms: 8.5 pts., 5.6 rebs., 1.1 blks, 53-of-92 (57.6 pct.) FGs... Recorded 5th double-double with CH 18 pts., 13 rebs. & CH 6 blks. vs. SMC... Only SDSU player in last 25 seasons to produce a game with 18-13-6 in those categories... SDSU is 17-2 when he scores 10+, 32-6 when he has 6+ rebounds; 9-0 when he has 10+ rebs.
33	Aguek Arop <i>Forward, 6-6, 220, Jr.-2L</i> Omaha, Neb. (Omaha South HS)	4.5	2.5	0.7	.478	2/13	.500	Last 12 gms.: 51 pts. (4.3 ppg), 21-34 (61.8 pct.) FGs, 3 blocks in 129 mins... Has 83 points in his last 19 gms... For his career, averages 10.6 pts/7.6 rebs per 40 minutes played... 55-of-95 rebs since 2019-20 are on off. glass... Avg. 4.5 offensive rebounds per 40 minutes this season... Multiple offensive rebounds in 10 of 18 games he has played... Has a 7-foot wingspan... Good mid-range game & deadly from 15 ft.

RED indicates probable starter, BLACK indicates reserve, GOLD indicates player is injured and is not expected to play. Shooting percentages are calculated once 25 attempts are made in a category.

SCHEDULE/RESULTS

Date	Opponent (Television/Stream)	Note
N.25	UCLA (CBSSN)	W, 73-58 » SDSU defeats UCLA in consecutive games for the first time since 1940; It's the largest margin of victory vs. UCLA since 22 pt win on 12/1/1939
N.27	UC IRVINE (YurView CA)	W, 77-58 » San Diego State is 7-3 in home games against UCI and has won the last four meetings. This will be the first match-up since Dec. 13, 1997 in Irvine
D.2	ST. KATHERINE (MWN)	W, 83-41 » Aztecs improve to 2-0 all-time vs. USK; Average margin of victory in two win 62.5 points
D.6	PEPPERDINE (YurView CA)	W, 65-60 » Was the first meeting since a 61-58 SDSU win on Dec. 22, 1994; Aztecs have won the last four in a row and 9 of the last 16 in San Diego
D.10	at Arizona State (FS1)	W, 80-68 » San Diego State improves to 3-12 all-time in Tempe & are 2-6 in the last eight at ASU; Last SDSU victory at ASU before this win was on Jan. 7, 1978
D.18	BRIGHAM YOUNG (CBSSN)	L, 62-72 » The Aztecs are 17-19 all-time in San Diego vs. BYU, including 3-4 in the last seven
D.22	#vs. Saint Mary's (CBSSN)	W, 74-49 » San Diego State improves to 1-2 against Saint Mary's on neutral courts;
J.2	*COLORADO STATE (CBS)	L, 67-70 » SDSU has won six of the last seven meetings; 18-4 vs. Colorado State all-time in Viejas Arena
J.4	*COLORADO STATE (FS1)	W, 78-65 » Snapped CSU's 4-game win streak & avoided a season series sweep for the 17th time in the last 18 seasons. SDSU has 10 season sweeps during that span.
J.7	*NEVADA (CBSSN)	W, 65-60 » SDSU is 9-0 vs. Nevada at home in the MW era, including its sweep on this series, and is 11-1 all-time at home vs. the Wolf Pack
J.9	*NEVADA (CBSSN)	W, 69-67 Last year's results: W, 68-55 (1/18/20 at SDSU), W, 83-76 (2/29/20 at NEV)
J.14	*at Utah State (CBSSN)	L, 45-57 » Rematch of last two MW tourney title games; SDSU is 4-3 at USU in the MW era & snapped USU's 15-game home winning streak last year
J.16	*at Utah State (CBS)	L, 59-64 Utah State handed the Aztecs back-to-back losses for the first time in 48 games dating back to March 6 & 9, 2019
J.22	*at Air Force (FS1)	W, 98-61 » SDSU is 23-17 lifetime in games played at USAFA; Aztecs are 6-2 in last eight visits to the Academy
J.24	*at Air Force (FS1)	W, 91-59 San Diego State's 37-point win (98-61 on Jan. 22) is the largest margin of victory in the 84 games between the two programs
J.28	*WYOMING (FS1)	W, 87-57 » San Diego State has won 14 straight vs. the Cowboys at home, and is 30-11 all-time including 17-5 in Viejas Arena
J.30	*WYOMING (CBSSN)	W, 98-71 Last year's results: W, 72-52 (1/8/20 at WYO), W, 72-55 (1/21/20 at SDSU)
F.3	*at New Mexico (FS1)	Forfeit » The 28-point win last season is SDSU's largest in The Pit in 42 all-time games, and became 1st MW team to win at UNLV and at UNM in consecutive
F.5	*at New Mexico (CBSSN)	Forfeit games. Last year's results: W, 85-57 (1/29/20 at UNM), W, 82-59 (2/11/20 at SDSU)
F.8	*SAN JOSE STATE (FS1)	W, 85-54 » The Aztecs are 30-8 all-time vs. SJSU at home and 12-1 in their last 13, including nine in a row.
F.10	*SAN JOSE STATE (CBSSN)	W, 77-55 Last year's result: W, 59-57 (12/8/19 at SDSU)
F.18	*at Fresno State (CBSSN)	W, 67-53 » In games dating back to 1941, SDSU is 24-33 in Fresno, but in the 12 games since the Save Mart Center opened the Aztecs are 8-4.
F.20	*at Fresno State (CBSSN)	W, 75-57 SDSU's 18-point win was its largest margin of victory in Fresno since a 22-point, 51-29, win on Jan. 10, 1947.
F.25	*BOISE STATE (FS1)	W, 78-66 (ot) » With its win to open the season series, San Diego State moves into first place in the MW standings by half a game.
F.27	*BOISE STATE (CBSSN)	W, 62-58 Last year's results: W, 83-65 (1/11/20 at SDSU), W, 72-55 (2/16/20 at BSU), W, 81-68 (3/6/20 AT MWT)
M.3	*at UNLV (CBSSN)	W, 71-62 » Aztecs 17-2 in last 19 vs. UNLV (any location); SDSU 11-1 in its last 12 games vs. UNLV at Thomas & Mack Center This game was the only meeting in the regular season between these programs, after the two-game series was postponed on Jan. 2 & 4 due to COVID-19 issues with in the UNLV program.

Mountain West Men's Basketball Championship (Thomas & Mack Center; Las Vegas, Nev.)

M.11	vs. [8] Wyoming (CBSSN)	W, 69-66 » SDSU opens conf. tourney play with a win for the 14th straight year
M.12	vs. [5] Nevada (CBSSN)	6:30 p.m. » SDSU is 4-0 all-time against Nevada on a neutral court » SDSU has advanced to the title game in 10 of the last 12 years and is in search of its sixth Mountain West tournament championship » San Diego State has won tourney titles in 2002, 2006, 2010, 2011, 2018 » SDSU is 34-16 all-time at the MW Championship, representing the best overall record in league history » San Diego State has won a Mountain West-high 12 conference crowns (regular season, tournament)

- San Diego State is ranked No. 19 in the AP Poll this week, marking the fourth consecutive week that the Aztecs have appeared in the AP Top 25 Poll and the sixth week this season. This is the 87th week that SDSU has appeared in the Top 25, all have occurred since the start of the 2010-11 campaign. That is the 19th-highest total during that range, just one week shy of the Syracuse total (88).
- Senior guard **Jordan Shakel** needs just seven points to reach 1,000 points for his career. He will become the 35th player in school to reach that plateau and will join current Aztecs Matt Mitchell (1,416 points) and Terrell Gomez (1,856 points, 219 at San Diego State) as active players in the 1,000-point club.
- San Diego State had a pair of incredibly close games with the Wolf Pack this season, winning 65-60 on Jan. 7 and 69-67 on Jan. 9 at Viejas Arena. In the first game, **Matt Mitchell** led the way with 20 points and 10 rebounds and in the second contest Mitchell went for 20 points and eight rebounds. In that second contest, senior guard **Trey Pulliam** made a running jumper as time expired to give SDSU the win. It was the first Aztec game-winning shot at the buzzer since Jamaal Franklin (3-8-12).
- Matt Mitchell** has 125 career points against Nevada, to go along with 56 career rebounds. The Aztec senior owns a career 8-2 record against the Wolf Pack. He is 20-of-21 from the free throw line against Nevada this season.

SDSU CLIFF NOTES (through games of Mar. 10)

- San Diego State has won consecutive outright conference regular-season titles for the first time in the school's Division I era.
- Since the start of the 2019-20 season, San Diego State is 51-6 (89.5 percent). That is third nationally, trailing only Gonzaga (56-2, 96.6 percent) and Baylor (48-5, 90.6 percent).
- San Diego State rankings in the metrics as of Tuesday: 21st in the NET, 10th in Torvik, 11th in RPI, 15th in KPI, 19th in KenPom, 20th in BPI and 22nd in Sagarin. San Diego State is one of only 13 teams in the nation to rank among the top 25 in the seven major metrics - NET, BPI, KenPom, KPI, RPI, Sagarin and Torvik. The 13 schools listed alphabetically are: Alabama, Arkansas, Baylor, Colorado, Gonzaga, Houston, Illinois, Michigan, San Diego State, Texas Tech, USC, Villanova and Virginia.
- As of Tuesday, San Diego State is one of only three teams in the nation that has a scoring margin of at least +14, a rebound margin of +4.5 and a turnover margin +3.5 this season. The others are Baylor and Houston.
- At 21-4, San Diego State has its second best record after 25 games in the last seven seasons (last season the Aztecs opened 26-0). Overall, it is the fourth best 25-game start in the Division I era, trailing 2019-20 (25-0), 2013-14 (23-2) and 2010-11 (24-1).
- San Diego State is 16-0 this season and has won 18 straight games when owning an edge in rebounding.
- The Aztecs are 13-1 this season and 32-1 the last 33 times it has attempted more free throws than its opponent.
- In the Brian Dutcher era, San Diego State is 60-3 when holding its opponent to 62 points or less. The Aztecs have done that 16 times (15-1) in 24 games this season.
- Nationally, San Diego State ranks among the leaders this season in the following categories (entering Thursday's games): 4th in scoring

MEDIA RELATIONS

MEDIA RELATIONS OFFICE

Fowler Athletics Center
5302 55th Street, Suite 3014
San Diego, CA 92182
Office: 619.594.5547
Fax: 619.582.6541

MIKE MAY

Senior Associate A.D. of Communications and Media Relations

Coaching Staff Interviews
E-Mail: mmay@sdsu.edu
Office: 619.594.5547
Cell: 619.957.8372

RICHARD STERN

Assistant Media Relations Director

Student-Athlete Interviews
E-Mail: rstern@sdsu.edu
Office: 619.594.5548
Cell: 408.318.8111

STAY CONNECTED

- Athletics Website: goaztecs.com
- Twitter: @GoAztecs / @Aztec_MBB
- Facebook: facebook.com/goaztecs
- Instagram: @goaztecs
- YouTube: youtube.com/goaztecscom

SERIES VS. NEVADA

Series: San Diego State leads, 21-6

Home (Viejas Arena)	11-1 (9-1)
Away (Lawlor Events Center).....	6-5 (5-4)
Neutral (Thomas & Mack Center).....	4-0 (3-0)
SDSU as Top 25 Team.....	2-0 (H: 1-0, A: 1-0)
vs. Top 25 Nevada Team.....	4-2 (H: 2-0, A: 0-2, N: 2-0)
MWC Era	San Diego State leads, 16-3
Dutcher vs. Nevada	8-2 (H: 5-0, A: 1-2, N: 2-0)

Date	SD	NV	Location	Score
D.14.56			Reno	W 80-72
D.15.56			Reno	W 74-64
D.29.61			San Diego (KI)	W 83-62
D.12.75			N-Salt Lake City (UT)	W 86-65
D.27.75			Reno	L 89-90
D.3.77			San Diego (SA)	W 113-88
N.14.98			San Diego (CA) (so)	ot-L 71-76
D.9.98			Reno	L 75-94
J.23.13			*Reno	W 78-57
F.23.13			*San Diego (VA) (d)	W 88-75
F.8.14			*San Diego (VA)	W 73-58
F.4.15			*Reno	W 65-63
M.7.15			*San Diego (VA)	W 67-43
J.26.16			*Reno	W 57-54
M.11.16			^N-Las Vegas (SF)	W 67-55
J.4.17			*Reno	L 69-72
F.12.17			*San Diego (VA) (d)	W 70-56
F.10.18	23		*Reno	L 58-83
M.3.18	21		*San Diego (VA)	W 79-74
M.9.18	22		^N-Las Vegas (SF)	W 90-73
F.20.19	6		*San Diego (VA) (d)	W 65-57
M.3.19	17		*Reno	L 53-81
M.9.19	14		^N-Las Vegas (SF)	W 65-56
J.18.20	7		*San Diego (VA)	W 68-55
F.29.20	5		*Reno	W 83-76
J.7.21			*San Diego (VA)	W 65-60
J.9.21			*San Diego (VA)	W 69-67

d - day game, so - season opener, SA - Sports Arena, CA - Cox Arena, VA - Viejas Arena, KI - San Diego Kiwanis Christmas Tournament, UT - Utah Classic, SF - Semifinal, * - Mountain West game, The number to the left of the location denotes national ranking.

SERIES HISTORY VS. MOUNTAIN WEST

VS. CURRENT MEMBERSHIP

School	All-Time		MWC*	Streak
	W-L	W-L		
Air Force	61-24	31-14		Won 5
Boise State	17-7	16-7		Won 6
Colorado State	46-42	34-15		Won 1
Fresno State	66-56	12-8		Won 4
Nevada	21-6	16-3		Won 5
New Mexico	42-48	25-22		Won 2
San Jose State	43-35	13-1		Won 7
UNLV	38-37	34-20		Won 1
Utah State	13-8	13-5		Lost 3
Wyoming	47-41	29-17		Won 6
TOTALS	394-304	222-112		Won 11

* - includes Mountain West Conference tournament games

ELITE LEADER

In his first three-plus seasons, head coach Brian Dutcher has led the Aztecs to 94 wins, the most by any SDSU coach in the now 100th season of basketball on The Mesa.

Since the start of the 2017-18 season only two first-time head coaches who were hired that year, have amassed at least 89 victories (through games of March 11):

1. Brian Dutcher, San Diego State (94)
2. Bob Richey, Furman (89)

defense (60.3), 6th in field goal percentage defense (38.9), 10th in scoring margin (+13.9), 19th in turnover margin (+3.7), 23rd in three-point field goal percentage (37.9) and 30th in steals per game (8.2).

- San Diego State leads the Mountain West Conference in the following team categories: scoring margin (+13.9), scoring defense (60.3), field goal percentage defense (38.9), three-point field goal percentage (37.9), steals per game (8.2), turnover margin (+3.7), turnovers forced (15.2) and assist-to-turnover ratio (1.22).
- Senior forward **Matt Mitchell** became the fifth Aztec player to earn Mountain West Conference Player of the Year honors, joining Brandon Heath (2006), Jamaal Franklin (2012), Xavier Thames (2014) and Malachi Flynn (2020). Entering play this week, Mitchell is one of just 16 players in the nation and the only player in the league to average 15.3 points, 5.4 rebounds, 1.9 assists and 1.5 steals. He is one of only three players in school history to compile 1,000 points, 500 rebounds, 200 assists and 100 steals in his career (also: Trey Kell and Winston Shepard).
- Senior guard **Jordan Schakel** is 3rd among Division I players this season in three-point field goal percentage at 46.8 percent. Schakel ranks 5th among all Division I players averaging 1.194 point per possession this season (minimum 275 possessions).

THE WIN STREAK

- San Diego State has won 12 consecutive games and has not suffered a loss since Jan. 16. On Friday, it will have been 55 days since the Aztecs last loss.
- San Diego State has been one of the most impressive teams in the country over the last month. Since the start of the 11-game win streak on Jan. 22 (entering play Thursday), here is a look at the Aztecs national rankings 4th in scoring margin (+21.5), 4th in rebound margin (+9.9), 6th in points per game allowed (59.1) 11th in field goal percentage defense (37.8), 21th in turnover margin (+4.4), 17th in three-point field goal percentage (40.0) and 18th in scoring (80.8).

AND THE AWARD GOES TO.....

With the 2021 Air Force Reserve Mountain West Men's Basketball Championship Tournament underway, its award season and four members of the San Diego State men's basketball team have been honored for their play and coaching. Three players and head coach Brian Dutcher have been included in the Mountain West's postseason awards, which are based on the conference's regular-season schedule and are voted on by the league's 11 head coaches.

- Senior forward Matt Mitchell was named the Mountain West Player of the Year and a first-team All-Mountain West performer & a member of the Mountain West All-Defensive Team.
- Senior guard Jordan Schakel is a second-team All-Mountain West selection
- Junior forward Nathan Mensah is an honorable mention All-Mountain West honoree and included on the Mountain West All-Defensive Team.
- Head coach Brian Dutcher is the Steve Fisher Mountain West Coach of the Year Award winner for the second year in a row.

AZTECS AT NO. 19/T-19 IN THE NATIONAL POLLS

The San Diego State men's basketball team, 2020-21 Mountain West regular-season champions and the No. 1 seed in this week's Mountain West Tournament, held steady in the Associated Press poll and moved up two spots in the USA Today Coaches Poll. The Aztecs remain No. 19 in the AP Poll and moved up to a tie for No. 19 in the USA Today Coaches Poll, both of which were published on March 8.

SDSU is ranked for the sixth week this year. After initially entering the AP Poll at No. 24 on Dec. 7, 2020, the team jumped to No. 18 the following week. The Aztecs got back into the poll on Feb. 15 and steadily climbed for three weeks, first at No. 25, then to No. 22, and in the last two weeks at No. 19. San Diego State totaled 462 points in this week's AP Poll and 227 in the Coaches Poll.

Monday's poll ranking marks the fifth time that SDSU has appeared in the AP Top-25 on this date.

March 8, 2011	No. 7 (NCAA Tournament Sweet-16 appearance w/ Kawhi Leonard)
March 8, 2012	No. 18
March 8, 2014	No. 10 (NCAA Tournament Sweet-16 appearance)
March 8, 2020	No. 5
March 8, 2021	No. 19

Overall, this marks the 87th week the program has been ranked in the AP Top-25 and all have come since the start of the 2010-11 season. Those 87 weeks are the 19th most for any school in the nation in that time frame; ahead of Oregon (81 weeks), Maryland (74), Florida State (63 weeks) and UCLA (48 weeks). The program's No. 19 ranking marks the 63rd week it has appeared in the AP Top-20 since the start of the 2010-11 season as well.

AZTECS FULFILL PREDICTION TO WIN 13TH MOUNTAIN WEST TITLE

- San Diego State has won a Mountain West-record 13 titles in men's basketball (eight regular season & five tournament), five more than its closest competitor, and nearly every preseason prediction had the Aztecs picking up its 13th crown in 2020-21.
- SDSU has been predicted to finish either first or second in the Mountain West media's preseason poll in each of the last seven years. This year was also the 12th time in the last 16 years the Mountain West has been in existence that San Diego State has been picked first or second in the preseason poll. The Aztecs have garnered at least one first-place vote in the preseason poll in six of the last seven years.
- In addition to the MW media, *Lindy's Blue Ribbon*, ESPN, ESPN's Joe Lunardi, Myron Medcalf, Jeff Borzello and John Gasaway as well as College Hoops Today's Jon Rothstein all predicted the Aztecs will win the MW.

ROAD (AND NEUTRAL) WARRIORS

With San Diego State playing only road or neutral games for the rest of the year, here are some road and neutral site facts about SDSU:

- San Diego State had the nation's longest road winning streak (13 games, dating back to the 2018-19 season) halted at Utah State (1/14), the same program that ended SDSU's longest road/neutral streak (16) in the nation in its final game of the 2019-20 campaign.
- Since the start of the 2010-11 season, San Diego State's 78-45 (.634 record in road games is the ninth best in the nation.
- Last season the Aztecs' 16 road/neutral road wins were the most in the nation.
- San Diego State's 11-0 road record last season was the best in the nation and its 11 true road wins were tied for the third most in the nation behind Vermont (12-3) and Stephen F. Austin (12-2).
- In its last eight neutral site games, San Diego State is 7-1, with its only loss coming against Utah State in the championship game of the 2020 Mountain West tournament.

12-GAME STREAK THE LONGEST OF THE YEAR

With its 69-66 win vs. Wyoming on Thursday afternoon, the Aztecs ran their current win streak to 12 games.

- The streak is the 10th longest in school history & the third of at least nine games in head coach Brian Dutcher's four seasons.
- With the start of the conference tournament, SDSU's 11-game Mountain West streak is on hold until the start of next season's MW schedule and is tied for the second longest conference win streak in SDSU history (Dutcher was the HC for the longest streak, 13 in 2019-20).
- The 12-game win streak equals the second longest active streak this season. The Aztecs owned the longest streak last year, after opening the season 26-0.

SERIES HISTORY VS. NEVADA

This is the 28th meeting between the schools with San Diego State winning 21 of the previous 27 (21-6).

- San Diego State has won eight of its last nine games against Nevada.
- The Aztecs are 3-0 against the Wolf Pack in the Mountain West Tournament, each time in the semifinal game. Most recently they faced off in 2018 and 2019 and SDSU beat Nevada by scores of 90-73 and 65-56, respectively. The Wolf Pack were the No. 1 seed in both seasons and ranked No. 22 in 2018 and No. 14 in the country in 2019. The third meeting came in 2016 and ended in a 67-55 victory for the Aztecs.
- After Nevada joined the league in time for the 2012-13 campaign, the Aztecs won the first seven games by an average of 12.9 points. The Wolf Pack defeated SDSU for the first time as a member of the Mountain West on Jan. 4, 2017.
- In the history of the series, San Diego State won five of the first six meetings, dropped two of the next three get-togethers, won seven straight and then split the season series in 2016-17. SDSU has won eight of the ten encounters between the teams over the past three seasons.
- In games played in Reno, the Aztecs lead the Wolf Pack 6-5, but the Aztecs have been victorious just twice in its last five in the "Biggest Little City In America."
- In games played in San Diego, the Aztecs are 11-1 vs. Nevada and have won nine straight.
- Junior forward **Matt Mitchell** has a 7-2 career record and has averaged 11.7 points and 5.3 rebounds against the Wolf Pack.
- All-time series meetings against Nevada can be found in the column on page four.

Player	Record	GP	GS	Min.-Avg.	FG-A	Pct.	3FG-A	Pct.	FT-A	Pct.	OR	DR	TR	RPG	Ast.	TO	Blk.	Stl.	Pts.	PPG
Matt Mitchell	8-2	10	10	287-28.7	40-93	.430	15-42	.357	30-37	.811	7	49	56	5.6	13	23	3	9	125	12.5
Nathan Mensah	4-1	5	5	98-19.6	14-30	.467	0-0	.000	11-16	.688	10	12	22	4.4	4	7	4	3	39	7.8
Trey Pulliam	4-0	4	2	89-22.3	10-21	.476	1-6	.167	4-4	1.000	1	9	10	2.5	6	4	0	2	25	6.3
Jordan Schakel	8-2	10	4	197-19.7	15-40	.375	12-29	.414	9-13	.692	4	18	22	2.2	8	3	1	2	51	5.1
Aguek Arop	6-1	7	0	105-15.0	11-22	.500	1-3	.333	2-5	.400	7	12	19	2.7	3	1	4	3	25	3.6
Adam Seiko	6-1	7	2	113-16.1	4-13	.308	3-12	.250	2-2	1.000	1	6	7	1.0	2	8	0	2	13	1.9
Terrell Gomez	2-0	2	0	44-22.0	2-12	.167	2-8	.250	0-0	.000	0	5	5	2.5	6	3	0	1	6	3.0
Lamont Butler	2-0	2	0	15-7.5	1-2	.500	1-1	1.000	0-0	.000	0	1	1	0.5	0	2	0	0	3	1.5
Joshua Tomaic	2-0	2	0	26-13.0	1-6	.167	0-0	.000	0-0	.000	2	4	2.0	1	1	0	1	2	1.0	
Jared Barnett	1-0	1	0	1-1.0	0-0	.000	0-0	.000	0-0	.000	0	0	0	0.0	0	1	0	0	0	0.0
Keshad Johnson	1-0	1	0	1-1.0	0-0	.000	0-0	.000	0-0	.000	0	2	2	2.0	0	1	0	0	0	0.0

LAST TIME VS. NEVADA

San Diego State 69, Nevada 67

Jan. 9, 2021 | Steve Fisher Court at Viejas Arena | San Diego, Calif. | Attn: 0

SAN DIEGO - SAN DIEGO - Matt Mitchell had 20 points and Trey Pulliam made a runner at the buzzer to help San Diego State narrowly beat Nevada 69-67 on Saturday night.

Mitchell made all 11 of his foul shots. He added eight rebounds. Nathan Mensah had 15 points and Pulliam finished with seven for San Diego State (9-2, 3-1 Mountain West Conference).

Nevada's Grant Sherfield, who finished with 20 points and nine assists, hit a deep contested 3-pointer to make it 67-all with 4.6 seconds to play. Pulliam took the in-bound pass, raced down court to the left block and kissed a running floater off the backboard and in as time expired.

Jordan Schakel, the Aztecs' second-leading scorer heading into the contest at 14 points per game, shot only 20 percent for the game (2 of 10).

Desmond Cambridge Jr. added 17 points and K.J. Hymes had 14 points for the Wolf Pack (8-5, 3-3).

The Aztecs improve to 2-0 against the Wolf Pack for the season. San Diego State defeated Nevada 65-60 last Thursday.

BIG PICTURE

San Diego State: Wins its third consecutive Mountain West Conference game and sets up an early season showdown at Utah State (9-3 overall 6-0 Mountain West) on Thursday and Saturday.

Nevada: Played two very good games at Viejas Arena this week but came a way with a pair of narrow losses (65-60 on Thursday and 69-67 on Saturday). The Wolf Pack has now lost nine consecutive games at San Diego State dating back to Nov. 14, 1998.

THEY SAID IT

"I just know I had four seconds on the clock. Coach is always talking to us about how many dribbles you can have in the amount of time you have (left), so I had four seconds and four dribbles. I just tried to get it down and get it up on the rim. I knew if I missed, Nate (Mensah) or Matt (Mitchell) would come to try and clean it up, so I just tried to get a shot off." - SDSU senior guard Trey Pulliam.

"To be honest with you, I was trying to take a timeout. Basketball is a game of momentum and sometimes, you can draw something up and it's not as good as what you got (in the moment). I do not mind taking it out and just going up the floor. We have done that for years, dating back to DJ Gay and the Colorado State game [Feb. 2, 2011]. (With) the current state of the game, (it is about) just trusting in your players. I had no problem, they got it out. I just wanted to make sure we attacked to the basket. and Trey did. He attacked hard to the basket and he made a really a clutch game-winning shot to get us a victory tonight." - SDSU head coach Brian Dutcher.

AZTEC COACHING STAFF

HEAD COACH

BRIAN DUTCHER

- ◆ 4th season as head coach (94-30 record)
- ◆ 22nd year at SDSU
- ◆ 1989 NCAA champion
- ◆ 3 NCAA title game appearances
- ◆ 17 NCAA tournament appearances
- ◆ 13-time Mountain West champion
- ◆ 2021 MW Coach of the Year (coaches)
- ◆ 2020 USA Today National Coach of the Year
- ◆ 2020 MW Coach of the Year (coaches & media)
- ◆ 2020 NABC District 17 Coach of the Year
- ◆ 2020 USBWA District IX Coach of the Year

ASSISTANT COACH

DAVE VELASQUEZ

- ◆ 19th season at San Diego State, 8th as AC
- ◆ Started as a student manager in 2002-03, then head manager, walk-on, scholarship athlete, director of player development and now AC

ASSISTANT COACH

CHRIS ACKER

- ◆ 2nd season with San Diego State
- ◆ 6th year as a Division I AC
- ◆ Was 92-9 in six years as HC at Citrus College in Los Angeles
- ◆ Won a state title w/ Citrus College in 2008
- ◆ Played professionally in both internationally and domestically

ASSISTANT COACH

JAY MORRIS

- ◆ 3rd season at San Diego State
- ◆ 9th season as a Division I AC
- ◆ Has averaged 19.6 wins per year as an AC

2020-21 MW STANDINGS (as of March 11)

	Conference			Overall		
	W	L	Pct.	W	L	Pct
San Diego St. (19/119)	14	3	.824	21	4	.833
Utah State	15	4	.789	18	7	.720
Colorado State (-/rv)	14	4	.778	17	5	.773
Boise State	14	6	.700	18	8	.720
Nevada	10	7	.588	16	9	.625
Fresno State	9	11	.450	12	11	.500
UNLV	8	10	.444	12	14	.440
Wyoming	7	9	.438	14	11	.565
San Jose State	3	13	.188	5	16	.250
Air Force	3	17	.150	5	20	.208
New Mexico	2	15	.118	6	16	.286

Note: At the end of the regular season, SDSU will be awarded a pair of forfeit victories from its series which was canceled by New Mexico. Those games will only count toward determining the MW regular-season champion seeding for the conference tournament. They will not count toward the team's win total, per the NCAA.

2020-21 SAN DIEGO STATE ALPHABETICAL ROSTER

Most Recent Division I Season

No.	Name	Pos.	Ht.	Wt.	Yr.	Exp.	PPG	RPG	APG	Hometown (High School/Previous School)
14	Cade Alger	F	6-9	190	RFr.	TR	--	--	--	Ripon, Calif. (Ripon Christian High/Seattle U)
33	Aguek Arop	F	6-6	220	Jr.	2L	3.0	2.2	0.3	Omaha, Neb. (Omaha South High)
21	Jared Barnett	G	6-1	145	So.	1L	0.3	0.0	0.2	Los Angeles, Calif. (Westchester High)
42	Triston Broughton	G	6-4	190	Fr.	HS	--	--	--	Ladera Ranch, Calif. (Tesoro High)
24	Tyler Broughton	G	6-4	190	Fr.	HS	--	--	--	Ladera Ranch, Calif. (Tesoro High)
5	Lamont Butler	G	6-2	200	Fr.	HS	--	--	--	Moreno Valley, Calif. (Riverside Poly High)
10	Keith Dinwiddie Jr.	G	6-0	185	Fr.	HS	--	--	--	Los Angeles, Calif. (Fairfax Senior High)
12	Che Evans	F	6-5	210	Fr.	HS	--	--	--	Philadelphia, Pa. (Neumann-Goretti High)
3	Terrell Gomez [^]	G	5-8	165	Sr.	TR	19.8	2.3	2.3	Los Angeles, Calif. (Middlebrooks Academy/CSUN)
0	Keshad Johnson	F	6-7	210	So.	1L	1.9	1.7	0.2	Oakland, Calif. (San Leandro High)
31	Nathan Mensah	F	6-10	230	Jr.	2L	6.4	6.4	0.3	Labadi, Accra, Ghana (Findlay Prep (Nev.))
11	Matt Mitchell	F	6-6	235	Sr.	3L	12.2	4.8	1.7	Riverside, Calif. (Roosevelt High)
32	Derek Morhar	G	6-5	165	Fr.	HS	--	--	--	Calabasas, Calif. (Calabasas High)
4	Trey Pulliam	G	6-3	180	Sr.	1L	3.3	1.9	1.9	Bryan, Texas (Consolidated High/Navarro College)
20	Jordan Schakel	G	6-6	200	Sr.	3L	10.0	3.4	0.6	Torrance, Calif. (Bishop Montgomery High)
2	Adam Seiko	G	6-3	210	Jr.	2L	2.9	1.0	0.6	Boston, Mass. (Sierra Canyon High (Calif.))
23	Joshua Tomiać	F	6-9	230	Sr.	TR	1.1	0.5	0.0	Lanzarote, Spain (Canarias Academy/University of Maryland)

[^] - Stats from the final full season of competition at previous Division I institution

2020-21 SAN DIEGO STATE NUMERICAL ROSTER

Most Recent Division I Season

No.	Name	Pos.	Ht.	Wt.	Yr.	Exp.	PPG	RPG	APG	Hometown (High School/Previous School)
0	Keshad Johnson	F	6-7	210	So.	1L	1.9	1.7	0.2	Oakland, Calif. (San Leandro HS)
2	Adam Seiko	G	6-3	210	Jr.	2L	2.9	1.0	0.6	Boston, Mass. (Sierra Canyon High (Calif.))
3	Terrell Gomez [^]	G	5-8	165	Sr.	TR	19.8	2.3	2.3	Los Angeles, Calif. (Middlebrooks Academy/CSUN)
4	Trey Pulliam	G	6-3	180	Sr.	1L	3.3	1.9	1.9	Byron, Texas (Consolidated High/Navarro College)
5	Lamont Butler	G	6-2	200	Fr.	HS	--	--	--	Moreno Valley, Calif. (Riverside Poly High)
10	Keith Dinwiddie Jr.	G	6-0	185	Fr.	HS	--	--	--	Los Angeles, Calif. (Fairfax Senior High)
11	Matt Mitchell	F	6-6	235	Sr.	3L	12.2	4.8	1.7	Riverside, Calif. (Roosevelt High)
12	Che Evans	F	6-5	210	Fr.	HS	--	--	--	Philadelphia, Pa. (Neumann-Goretti High)
14	Cade Alger	F	6-9	190	RFr.	TR	--	--	--	Ripon, Calif. (Ripon Christian High/Seattle U)
20	Jordan Schakel	G	6-6	200	Sr.	3L	10.0	3.4	0.6	Torrance, Calif. (Bishop Montgomery High)
21	Jared Barnett	G	6-1	145	So.	1L	0.3	0.0	0.2	Los Angeles, Calif. (Westchester High)
23	Joshua Tomiać	F	6-9	230	Sr.	TR	1.1	0.5	0.0	Lanzarote, Canary Islands, Spain (Canarias Academy/Maryland)
24	Tyler Broughton	G	6-4	190	Fr.	HS	--	--	--	Ladera Ranch, Calif. (Tesoro High)
31	Nathan Mensah	F	6-10	230	Jr.	2L	6.4	6.4	0.3	Labadi, Accra, Ghana (Findlay Prep (Nev.))
32	Derek Morhar	G	6-5	165	Fr.	HS	--	--	--	Calabasas, Calif. (Calabasas High)
33	Aguek Arop	F	6-6	220	Jr.	2L	3.0	2.2	0.3	Omaha, Neb. (Omaha South High)
42	Triston Broughton	G	6-4	190	Fr.	HS	--	--	--	Ladera Ranch, Calif. (Tesoro High)

[^] - Stats from the final full season of competition at previous Division I institution

Head Coach:

Brian Dutcher (Minnesota, 1982), Fourth Season (22nd Season Overall at SDSU)

Assistant Coaches:

David Velasquez (San Diego State, 2007), Eighth Season (19th Season Overall at SDSU)

Chris Acker (Chaminade, 2004), Second Season (Second Season Overall at SDSU)

Jay Morris (Cal State Dominguez Hills, 2010), Third Season (Third Season Overall at SDSU)

Assistant to the Head Coach:

Mark Fisher (Michigan, 2001), Eighth Season (19th Season Overall at SDSU)

Assistant A.D. - Director of Operations:

Matt Soria (San Diego State, 2002), 14th Season (21st Season Overall at SDSU)

Director of Player Development:

JD Pollock (Kennesaw State, 2009), Fourth Season (Fourth Season Overall at SDSU)

PRONUNCIATIONS

Cade Alger
AL-jer (like Alger Hiss)

Keith Dinwiddie
DIN-wid-ee

Keshad Johnson
KEY-shawd

Trey Pulliam
tray pull-EE-um

Joshua Tomiać
toe-MY-itch

Aguek Arop
uh-GWUK uh-ROPE

Che Evans
shay

Nathan Mensah
MEN-suh

Jordan Schakel
SHACK-ull

Triston & Tyler Broughton
BROUGHT-in


Terrell Gomez
TUH-rel

Derek Morhar
MORE-har

Adam Seiko
SAY-ko

SDSU BROADCAST ROSTER

[1-seed] San Diego State vs. [5-seed] Nevada (MWT Semifinal) | Thomas and Mack Center | Las Vegas, Nev. | March 12, 2021




0
Keshad Johnson
Forward
6-7, 210, Sophomore - 1L
Oakland, Calif.
San Leandro High
PPG: 4.1 RPG: 3.9 APG: 0.8
FG%: 46.3 3FG%: 33.3 FT%: 51.4



2
Adam Seiko
Guard
6-3, 210, Junior - 2L
Boston, Mass.
Sierra Canyon High (Calif.)
PPG: 4.4 RPG: 2.3 APG: 1.5
FG%: 36.7 3FG%: 35.1 FT%: 73.7



3
Terrell Gomez
Guard
5-8, 165, Senior - TR
Los Angeles, Calif.
Middlebrooks Academy/CSUN
PPG: 8.8 RPG: 1.5 APG: 2.4
FG%: 43.9 3FG%: 43.2 FT%: 86.7



4
Trey Pulliam
Guard
6-3, 180, Senior - 1L
Bryan, Texas
Consolidated High/Navarro College
PPG: 6.9 RPG: 3.0 APG: 3.4
FG%: 39.7 3FG%: 24.4 FT%: 70.4



5
Lamont Butler
Guard
6-2, 200, Freshman - HS
Moreno Valley, Calif.
Riverside Poly High
PPG: 4.3 RPG: 1.7 APG: 1.5
FG%: 42.5 3FG%: 30.8 FT%: 66.7



10
Keith Dinwiddie Jr.
Guard
6-0, 185, Freshman - HS
Los Angeles, Calif.
Fairfax Senior High
PPG: 5.5 RPG: 0.3 APG: 0.5
FG%: 42.9 3FG%: 42.8 FT%: 00.0




11
Matt Mitchell
Forward
6-6, 235, Senior - 3L
Riverside, Calif.
Roosevelt High
PPG: 15.0 RPG: 5.4 APG: 2.0
FG%: 44.3 3FG%: 37.0 FT%: 82.4



12
Che Evans
Forward
6-5, 210, Freshman - HS
Philadelphia, Pa.
Neumann-Goretti High
PPG: 0.9 RPG: 0.6 APG: 0.2
FG%: 18.8 3FG%: 12.5 FT%: 50.0



14
Cade Alger
Forward
6-9, 190, Redshirt Freshman - TR
Ripon, Calif.
Ripon Christian High/Seattle U
PPG: 1.9 RPG: 0.3 APG: 0.0
FG%: 83.3 3FG%: 00.0 FT%: 60.0



20
Jordan Schakel
Forward
6-6, 200, Senior - 3L
Torrance, Calif.
Bishop Montgomery High
PPG: 14.4 RPG: 4.2 APG: 1.0
FG%: 47.5 3FG%: 46.8 FT%: 90.5



21
Jared Barnett
Guard
6-1, 145, Sophomore - SQ
Los Angeles, Calif.
Westchester High
PPG: 0.6 RPG: 0.3 APG: 0.4
FG%: 66.7 3FG%: 00.0 FT%: 00.0



23
Joshua Tomaic
Forward
6-9, 230, Senior - TR
Lanzarote, Canary Islands, Spain
Canarias Academy/Maryland
PPG: 4.8 RPG: 3.4 APG: 0.6
FG%: 50.6 3FG%: 22.7 FT%: 73.5



24
Tyler Broughton
Guard
6-4, 190, Freshman - HS
Ladera Ranch, Calif.
Tesoro High
PPG: 0.0 RPG: 0.0 APG: 0.3
FG%: 00.0 3FG%: 00.0 FT%: 00.0



31
Nathan Mensah
Forward
6-10, 230, Junior - 2L
Labadi, Accra, Ghana
Findley Prep (Nev.)
PPG: 8.5 RPG: 6.2 APG: 0.6
FG%: 57.7 3FG%: 00.0 FT%: 61.5



32
Derek Morhar
Guard
6-5, 165, Freshman - HS
Calabasas, Calif.
Calabasas High
PPG: 0.0 RPG: 0.0 APG: 0.0
FG%: 00.0 3FG%: 00.0 FT%: 00.0



33
Aquek Arop
Forward
6-6, 220, Junior - 2L
Omaha, Neb.
Omaha South High
PPG: 4.5 RPG: 2.5 APG: 0.7
FG%: 47.8 3FG%: 15.4 FT%: 50.0



42
Triston Broughton
Guard
6-4, 190, Freshman - HS
Ladera Ranch, Calif.
Tesoro High
PPG: 0.0 RPG: 0.0 APG: 0.0
FG%: 00.0 3FG%: 00.0 FT%: 00.0



Head Coach
Brian Dutcher
4th season (94-30, 53-17 MW)
2020-21 - MW Coach of the Year (coaches)
2019-20
USA Today National Coach of the Year
NABC Division I District 17 Coach of the Year
USBWA District IX Coach of the Year
MW Coach of the Year (coaches & media)



BRIAN DUTCHER

Head Coach

Fourth Season • 22nd Season Overall at SDSU • Minnesota, 1982

Brian Dutcher enters his fourth season as San Diego State head coach after three years in which he led the Aztecs to three Mountain West title games, its conference-record 11th and 12th Mountain West crowns and back to the NCAA tournament for the first time since 2015. He is the only coach in the 99-year history of San Diego State men's basketball to win at least 20 games in each of his first three seasons at the helm of the program, and over the summer signed a contract extension which will keep him on The Mesa through the 2025-26 season.

In 2019-20 his squad ripped off a program-record 26 straight wins to open the season and peaked, for eight weeks, at a No. 4 ranking in both the Associated Press and USA Today Coaches top-25 polls, before finishing the regular season at No. 6. The Aztecs went 30-2 on the year, including 17-1 in Mountain West play and Dutcher earned *USA Today* National Coach of the Year, Mountain West Coach of the Year (in both the coaches and media polls), National Association of Basketball Coaches (NABC) Division I District 17 Coach of the Year and United States Basketball Writers Association (USBWA) District IX Coach of the Year. In addition, he was one of five finalists for the 2020 Werner Ladder Naismith Men's College Coach of the Year Award.

In program history, his team's 30 wins in 2019-20 are the third most in a season and its two defeats are the fewest. SDSU's 17 wins in conference play are the most in program history, and its one loss is the fewest in the Aztecs' Division I era and equals the fewest since 1926-27, when it moved from junior college competition to the National Association of Intercollegiate Athletics (NAIA). San Diego State opened the 2019-20 league slate with a 15-game winning streak which set a new Mountain West record.

Led by junior guard and consensus All-American Malachi Flynn, the team won the Continental Tires Las Vegas Invitational with a blow out victory over Creighton and a 16-point comeback win against Iowa in the championship game. A month later, the Aztecs handed Utah a 28-point drubbing in the Basketball Hall of Fame Classic three days after the Utes defeated then No. 6 Kentucky.

In addition to Flynn, forwards Matt Mitchell and Yanni Wetzell and guard KJ Feagin, were recognized by the MW in its postseason awards as well as numerous national outlets.

With the expected return for the postseason of forward Nathan Mensah, who had been sidelined for the final 19 games of the year, San Diego State was poised for a deep run in the NCAA Tournament. The Aztecs were projected to be either a No. 1 or No. 2 seed and some felt were a Final Four team, but the coronavirus pandemic put an end to the postseason and fans were left to wonder what could have been.

In 2017-18, his inaugural season as Aztecs head coach, Dutcher was the only Division I head coach to guide his team to the NCAA Tournament after going 22-10 in the regular season, including winning the 2018 Mountain West Tournament championship.

Dutcher, who took the helm of the program following Steve Fisher's retirement announcement on April 11, 2017, was on The Mesa for all 18 of Fisher's seasons. He held the title of associate head coach/head coach in waiting for the six years prior to his ascension to the top job and is the 15th head coach in the program's history.

Over the course of his 21 years at San Diego State, Dutcher has helped the Aztecs reach the postseason 14 times, including nine trips to the NCAA tournament, win a conference-best 12 Mountain West titles and record 15 seasons of at least 20 victories.

Since 2008-09, Dutcher and SDSU twice advanced to the NCAA Sweet 16 (2011, 2014) and NIT semifinal round (2009, 2016), won at least 25 games eight times and captured nine MW championships (six regular season, three tournament).

Dutcher arrived at San Diego State shortly after Fisher was hired on March 26, 1999. In his first year in "America's Finest City," the Aztecs won only five games, but improved upon their win total from the season before. After that, San Diego State posted a 14-14 record in 2000-01, before winning the 2002 MW Championship, earning an NCAA tournament bid, and finishing with a 21-12 record. The 2002-03 campaign saw SDSU receive an NIT invitation, which culminated in the program's first Division I postseason victory.

After helping attract the program's first McDonald's All-American to the 2002-03 squad, Dutcher assisted in securing the signatures of future starters and all-league performers Brandon Heath and Marcus Slaughter. The duo started their first two seasons on The Mesa, leading to the 2005-06 campaign that produced the school's first MW regular-season and tournament title sweep.

The Aztecs advanced to the NCAA tournament and ultimately won a then-school-record 24 games. That appearance led to a string of 10 consecutive postseason berths.

From the 2006-07 campaign through 2008-09, San Diego State registered 20 or more wins and went to three straight NITs. In 2009, the Aztecs advanced to the NIT semifinals and broke the previous school record with 26 victories. That run to the 2009 NIT semifinals was a springboard to the most successful run in SDSU basketball history. Led by future NBA first-round draft pick and two-time NBA champion Kawhi Leonard, the 2009-10 Aztecs won the MW Championship, advanced to the NCAA tournament and fell four points shy of moving on to the second round before finishing with a 25-9 record.

The NCAA experience from the 2009-10 squad proved fruitful in 2010-11, when it returned all five starters, including Leonard, and freshman Jamaal Franklin, who would turn out to be a future MW Player of the Year and NBA draft selection. With Dutcher on staff, SDSU won its first 20 games of the year, shared the MW regular-season title, and captured the MW tournament crown. The Aztecs moved on to the NCAA tournament as a No. 2 seed and won the program's first Division I NCAA tournament game. San Diego State, which was ranked as high as No. 4 and received first-place votes at one point in the season, advanced to the Sweet 16 and fell to the eventual national champion, finishing with a school-record 34 wins, a mark that still stands today. The Aztecs' also found themselves in the final top-25 polls, ranking sixth in the AP and 11th in the USA Today Coaches Poll. Five months after SDSU's record-setting 2010-11 campaign, the University elevated Dutcher to associate head coach/head coach in waiting.

In his first season with his new title, Dutcher and the Aztecs advanced to the 2012 NCAA tournament as an

at-large team and recorded 26 wins. The next season, San Diego State was again an at-large selection to the NCAA tournament, moved on to the round of 32 for the second time in three years and finished with 23 victories.

Another NCAA Sweet 16 run was in the cards in Dutcher's third season as the head coach in waiting. The Aztecs opened the campaign by winning 21 of their first 22 games, including 20 in a row at one point, and were led by seniors Xavier Thames, who would become an NBA draft pick, and Josh Davis. SDSU won the program's second outright Mountain West regular-season title and later swept through two games in Spokane, Washington, to secure its second Sweet 16 appearance in four seasons. San Diego State compiled 31 wins and finished the season ranked 13th in the AP and 12th in the Coaches after rising to as high as fifth nationally in both polls.

The 2014-15 campaign saw the Aztecs spend their fifth straight season in the top 25. In the process of winning 27 games, San Diego State grabbed its second straight MW regular-season crown and earned an at-large invitation to the NCAA tournament where they defeated St. John's in the round of 64. One season later, the Aztecs found themselves in the NIT after winning the MW by three games with a 16-2 record. Nevertheless, San Diego State won three games and qualified for the NIT national semifinals, eventually logging 28 victories.

SDSU completed the 2016-17 slate with a 19-14 record despite experiencing a rash of injuries. The 2016 Hawaiian Airlines Diamond Head Classic champions entered 2017-18 as one of 12 teams to have won at least 19 games in 12 consecutive seasons, which was a sign of things to come in Dutcher's first year.

Dutcher's first roster as head coach featured a pair of seniors that had won multiple Mountain West titles and owned NCAA tournament experience in Trey Kell and Malik Pope.

Prior to coming to SDSU, Dutcher spent 10 seasons on Steve Fisher's bench at Michigan, where the program reached the postseason each year and participated in the NCAA Tournament eight times, including three trips to the Final Four and the championship game including a national championship in 1989.

Brian Dutcher Year-By-Year (Division I Only)

Year	School (Position)	Overall		Conference		Postseason; Championships
		W-L	Pct.	W-L	Pct.	
1988-89	Michigan (AC)	30-7	.811	12-6	.667	NCAA Champions
1989-90	Michigan (AC)	23-8	.742	12-6	.667	NCAA 2nd Round
1990-91	Michigan (AC)	14-15	.483	7-11	.389	NIT 1st Round
1991-92	Michigan (AC)	25-9	.735	11-7	.611	NCAA Runner-Up
1992-93	Michigan (AC)	31-5	.861	15-3	.833	NCAA Runner-Up
1993-94	Michigan (AC)	24-8	.750	13-5	.722	NCAA Regional Finalist
1994-95	Michigan (AC)	17-14	.548	11-7	.611	NCAA 1st Round
1995-96	Michigan (AC)	20-12	.625	10-8	.556	NCAA 1st Round
1996-97	Michigan (AC)	24-11	.686	9-9	.500	NIT Champions
1997-98	Michigan (AC)	25-9	.735	11-5	.688	NCAA 2nd Round; Big 10 Tournament
10 Seasons at UM		233-98	.704	111-67	.624	8 NCAAAs, 10 Postseason Appearances
Year	School (Position)	Overall		Conference		Postseason; Championships
		W-L	Pct.	W-L	Pct.	
1999-00	SDSU (Asst. HC)	5-23	.179	0-14	.000	
2000-01	SDSU (Asst. HC)	14-14	.500	4-10	.286	
2001-02	SDSU (Asst. HC)	21-12	.636	7-7	.500	NCAA 1st round; MW Tournament
2002-03	SDSU (Asst. HC)	16-14	.533	6-8	.429	NIT second round
2003-04	SDSU (Asst. HC)	14-16	.467	5-9	.357	
2004-05	SDSU (Asst. HC)	11-18	.379	4-10	.286	
2005-06	SDSU (Asst. HC)	24-9	.727	13-3	.813	NCAA 1st Round; MW RS, Tournament
2006-07	SDSU (Asst. HC)	22-11	.667	10-6	.625	NIT 2nd Round
2007-08	SDSU (Asst. HC)	20-13	.606	9-7	.563	NIT 1st Round
2008-09	SDSU (Asst. HC)	26-10	.722	11-5	.688	NIT Semifinals
2009-10	SDSU (Asst. HC)	25-9	.735	11-5	.688	NCAA 1st Round; MW Tournament
2010-11	SDSU (Asst. HC)	34-3	.919	14-2	.875	NCAA Sweet 16; MW RS, Tournament
2011-12	SDSU (HCIW)	26-8	.765	10-4	.714	NCAA 2nd Round; MW RS
2012-13	SDSU (HCIW)	23-11	.676	9-7	.563	NCAA 3rd Round
2013-14	SDSU (HCIW)	31-5	.861	16-2	.889	NCAA Sweet 16; MW RS
2014-15	SDSU (HCIW)	27-9	.750	14-4	.778	NCAA 3rd Round; MW Co-RS
2015-16	SDSU (HCIW)	28-10	.737	16-2	.889	NIT Semifinals; MW RS
2016-17	SDSU (HCIW)	19-14	.576	9-9	.500	
2017-18	SDSU (HC)	22-11	.667	11-7	.611	NCAA 1st Round; MW Tournament
2018-19	SDSU (HC)	21-13	.617	11-7	.611	
2019-20	SDSU (HC)	30-2	.966	17-1	.944	MW Regular Season (postseason canceled)
2020-21	SDSU (HC)	21-4	.840	14-3	.824	
22nd Season at SDSU		480-239	.668	221-132	.626	9 NCAAAs, 14 Postseason Appearances
32nd Season Career Totals		Overall		Conference		Postseason
		W-L	Pct.	W-L	Pct.	
		713-337	.679	332-199	.625	17 NCAAAs, 24 Postseason Appearances

SEASON/CAREER HIGHS

Points

Season	15 vs. Wyoming (1/30/21)
Career	15 vs. Wyoming (1/30/21)

Rebounds

Season	13 vs. San Jose State (2/8/21)
Career	13 vs. San Jose State (2/8/21)

Assists

Season	3 at Air Force (1/24/21)
Career	3 at Air Force (1/24/21)

Field Goals

Season	6 vs. Wyoming (1/30/21)
Career	6 vs. Wyoming (1/30/21)

Field Goals Attempted

Season	9 vs. San Jose State (2/8/21)
Career	12 vs. Texas Southern (11/5/19)

Three-Point Field Goals

Season	3 vs. UC Irvine (11/27/20)
Career	3 vs. UC Irvine (11/27/20)

Three-Point FG Attempted

Season	5 vs. UC Irvine (11/27/20)
Career	7 vs. Texas Southern (11/5/19)

Free Throws

Season	3 vs. UC Irvine (11/27/20)
Career	3 vs. UC Irvine (11/27/20)
	3 vs. San Diego Christian (12/18/19)

Free Throws Attempted

Season	5 vs. Pepperdine (12/6/20)
Career	5 vs. Pepperdine (12/6/20)

Steals

Season	2 vs. Boise State (2/25/21)
Career	3 vs. Texas Southern (11/5/19)

Blocked Shots

Season	2 vs. Saint Mary's (12/22/20)
Career	2 vs. Saint Mary's (12/22/20)

Minutes Played

Season	21:32 vs. Wyoming (1/30/21)
Career	21:32 vs. Wyoming (1/30/21)



0 ● KESHAD JOHNSON

FORWARD • 6-7 • 210 • SOPHOMORE - 1L
OAKLAND, CALIF. (SAN LEANDRO HIGH)

Quick Hits

- Pronounced KEY-shawd
- A four-star prospect (ESPN) and one of the top-25 high school players in the state of California in his senior season.
- As a senior led his team with 14.4 points, 8.0 rebounds, 3.0 assists, 2.3 blocks, 1.9 steals with nine double doubles.
- As a junior at Envision Academy in Oakland, Calif., he averaged 24.0 points, 12.4 rebounds, 4.2 blocks, 3.4 assists and 2.8 steals while leading the team to the CIF Boys Basketball Division V playoffs.
- Entering the year was undefeated in his college career in games in which he has appeared (20-0).

Season Highlights

- Grabbed three rebounds, had two steals, a block and two points vs. No. 22/21 UCLA (11/25).
- Scored a career-best 14 pts, including 3 three-pt's vs. UC Irvine (11/27) to lead the team in scoring.
- Versus St. Katherine (12/2) equaled career-bests with four FGs and two assists, and set a season-high with five rebounds.
- Attempted a career-high five FTs vs. Pepperdine (12/6).
- Recorded the first multi-block game of his career (2) vs. Saint Mary's (12/22).
- Returned to action at Utah State (1/14) after missing the previous three games due to injury.
- Played a season-high 20 minutes at Utah State (1/16) & equaled his season-best w/5 rebounds.
- Pulled down a season-high 6 boards at Air Force (1/22).
- Grabbed a season-high 7 rebounds and posted a career-best 3 assists at Air Force (1/24).
- Scored a career-high 15 points on 6-of-8 shooting, including 2-of-2 from beyond the arc in a career-high 21:32 minutes vs. Wyoming (1/30).
- Established a new career-high w/ 13 rebounds vs. San Jose State (2/8), including career-bests in both offensive (6) and defensive boards (7).

Trending

- In his last nine games he has averaged 5.0 pts, on 19-of-39 (.487) FG and 4-of-11 (.364) 3FG and 4.3 rebs in 15.5 mins per outing.
- In 18 games last season, played double digit minutes three times. This season, in 21 games, has done it 16 times, including in 12 of the last 13 games.
- Has increased his percentages on all shooting categories from freshman to sophomore year.
- Has 11 blocks in 21 games (292 total minutes) versus 1 block in 18 games (107 total minutes) in 2019-20.
- Has a block in 3 of the last 7 games and 5 in the last 11 games.
- Per 40 minutes played this season, is averaging 11.9 points, 11.0 rebounds, 2.2 assists & 1.5 blocks.
- In his first 18 games this season his output, compared to his 18 games last season, were up in the following categories; points (78-to-34), assists (16-to-4), blocks (11-to-1) and rebounds (71-to-30).

2020-21 GAME-BY-GAME STATISTICS

Opponent	GS	MP	FG	3FG	FT	O-D-R	PF	TP	A	TO	S	B
UCLA	13	1-2	0-0	0-0	2-1-3	0	2	2	0	0	1	
UC Irvine	17	4-8	3-5	3-4	2-2-4	0	14	0	1	1	0	
St. Katherine	19	4-6	0-2	1-1	1-4-5	1	9	2	1	0	1	
Pepperdine	5	0-0	0-0	1-5	0-0-0	0	1	0	0	0	0	
at Arizona State	DNT											
BYU	9	0-2	0-0	0-0	2-0-2	0	0	0	0	0	0	
vs. Saint Mary's	13	0-0	0-0	1-2	0-4-4	3	1	1	1	1	2	
Colorado State	5	0-1	0-1	0-2	0-1-1	0	0	0	1	0	1	
Colorado State	INJ											
Nevada	INJ											
Nevada	INJ											
at Utah State	5	0-2	0-1	0-0	0-1-1	0	0	0	0	0	0	
at Utah State	20	0-0	0-0	2-4	1-4-5	1	2	1	1	0	1	
at Air Force	19	3-5	0-1	0-2	2-4-6	2	6	2	1	0	0	
at Air Force	17	0-2	0-0	2-2	2-5-7	1	2	3	2	1	1	
Wyoming	21	2-3	1-2	1-2	0-4-4	3	6	2	0	0	1	
Wyoming	22	6-8	2-2	1-1	1-4-5	1	15	2	0	0	0	
vs. New Mexico (Forfeit)												
vs. New Mexico (Forfeit)												
San Jose State	18	3-9	0-1	2-3	6-7-13	1	8	0	0	0	0	
San Jose State	16	1-3	0-0	1-2	0-1-1	0	3	0	2	0	1	
at Fresno State	11	0-2	0-1	0-0	0-5-5	2	0	0	0	0	1	
at Fresno State	12	3-4	0-1	1-2	1-1-2	0	7	0	0	0	1	
Boise State	14	1-1	0-0	0-1	2-1-3	0	2	1	1	2	0	
Boise State	15	1-2	0-0	0-0	0-2-2	5	2	0	0	0	0	
at UNLV	15	1-4	1-2	2-2	1-3-4	1	5	0	0	0	0	
vs. Wyoming	9	1-3	0-2	0-0	0-4-4	1	2	0	0	0	0	

MISCELLANEOUS STATS/SAN DIEGO STATE RECORD

Category	2020-21 Season		Career	
	Games	SDSU W/L	Games	SDSU W/L
Double-Figure Scoring	2	2-0	2	2-0
15-Point Games	1	1-0	1	1-0
Double-Figure Rebounding	1	1-0	2	2-0
Led SDSU in Scoring	0	0-0	0	0-0
Led SDSU in Rebounding	4	3-1	4	3-1
Led SDSU in Assists	0	0-0	0	0-0
Multiple Steals	1	1-0	3	3-0
One Turnover or Less	19	15-4	36	32-4
Consecutive Games	Current	Long		
Consecutive Games Played	14	14*		
Scoring A Point	4	7		
One Turnover or Less	6	27		

* - Denotes an active streak

JOHNSON CAREER STATISTICS

Year	G-GS	Min.-Avg.	FG-FGA	Pct.	3P-3PA	Pct.	FT-FTA	Pct.	OR	DR	Reb	Avg.	PF-D	AT	TO	BS	ST	Pts	Avg.
19-20	18-0	107-5.9	12-34	.353	4-18	.222	6-16	.375	12	18	30	1.7	12-0	4	8	1	5	34	1.9
20-21	21-0	292-13.9	31-67	.463	7-21	.333	18-35	.514	23	58	81	3.9	22-1	16	11	11	5	87	4.1
TOTAL	39-0	399-10.2	43-101	.426	11-39	.282	24-51	.471	35	76	111	2.8	34-1	20	19	12	10	121	3.1

SEASON/CAREER HIGHS

Points

Season	14 at Air Force (1/22/21)
Career	14 at Air Force (1/22/21)

Rebounds

Season	5 vs. Boise State (2/25/21)
	5 vs. Saint Mary's (12/22/20)
Career	5 vs. Boise State (2/25/21)
	5 vs. Saint Mary's (12/22/20)
	5 vs. CS Dominguez Hills (12/12/18)

Assists

Season	5 vs. San Jose State (2/8/21)
	5 at Air Force (1/22/21)
Career	5 vs. San Jose State (2/8/21)
	5 at Air Force (1/22/21)

Field Goals

Season	5 at Air Force (1/22/21)
Career	5 at Air Force (1/22/21)

Field Goals Attempted

Season	8 vs. Wyoming (1/28/21)
Career	8 vs. Wyoming (1/28/21)

Three-Point Field Goals

Season	4 at Air Force (1/22/21)
	4 vs. Colorado State (1/2/21)
Career	4 at Air Force (1/22/21)
	4 vs. Colorado State (1/2/21)

Three-Point FG Attempted

Season	6 at UNLV (3/3/21)
	6 at Air Force (1/22/21)
	6 vs. Colorado State (1/2/21)
Career	6 at Air Force (1/22/21)
	6 vs. Colorado State (1/2/21)

Free Throws

Season	6 vs. Pepperdine (12/6/20)
Career	6 vs. Pepperdine (12/6/20)

Free Throws Attempted

Season	8 vs. Pepperdine (12/6/20)
Career	8 vs. Pepperdine (12/6/20)

Steals

Season	2 vs. Boise State (2/27/21)
	2 vs. Brigham Young (12/18/20)
	2 vs. Pepperdine (12/6/20)
	2 vs. St. Katherine (12/2/20)
Career	3 vs. Jackson State (11/27/18)

Blocked Shots

Season	
Career	1 at New Mexico (2/5/19)
	1 at San Jose State (2/2/19)

Minutes Played

Season	32:26 vs. Nevada (1/9/21)
Career	32:26 vs. Nevada (1/9/21)



2 • ADAM SEIKO

GUARD • 6-3 • 210 • JUNIOR - 21
BOSTON, MASS. (SIERRA CANYON HIGH (CALIF.))

Rankings

- **SDSU SINGLE SEASON - No. 29 - Victories (27 in 2019-20)**

Quick Hits

- Pronounced SAY-co.
- One of the team's top on-ball defenders.
- Can play both point and shooting guard.
- After redshirting in 2017-18, has appeared in 84-of-88 games in the past three seasons.
- Entering 2020-21, 34-of-45 career buckets (75.5 percent) have been from distance and 87-of-105 shots (82.9 percent) have come from beyond the three-point line.
- Entering 2020-21 has averaged 1.2:1 assist-to-turnover ratio and 1.5 turnovers per 40 minutes played.

Season Highlights

- Earned the first start of his career and scored 12 points vs. Colorado State (1/2), also recorded career-highs with 4 three-point field goals & 6 three-point field goal attempts.
- Set career-highs with 14 pts and 5 assists at Air Force (1/22).
- Passed 100-career rebounds with 2 vs. Wyoming (1/30).
- Earned the seventh start of his career vs. San Jose State (2/8) where he equaled a career-best with five assists.
- Attempted and knocked down career-highs w/ 6 FT & 8 FTA vs. Pepperdine (12/6).
- In a six-game stretch of starts (from 1/2 to 1/16) averaged 4.3 pts, 1.5 rebs, 1.7 assists.
- In the opener against No. 22/21 UCLA (11/25) recored the 57th game in his 62 game career with one turnover or less.
- Hit a career-high 26 three pointers & had seven games in which he hit multiple threes.

Trending

- In his last 10 games played has shot 14-of-39 FGs (.359), 10-of-31 3FGs (.323) and has averaged 4.4 pts, 2.1 rebs & an assist-to-turnover ration of 2.20:1.
- Has a 1.94:1 assist-to-turnover ratio in 2020-21, compared to 1.2:1 in his previous two seasons.
- For the season 78.8 percent (26-of-33) of his FGs are from the bonus distance and for his career 76.9 percent are threes (60-of-78).
- For his career has averaged 1.5 turnovers per 40 minutes played for his career (47 in 1242 minutes).
- Has committed one turnover or less in 25 of the last 30 games and 48 of the last 54.
- Dating back to last season, has played double-digit minutes in 28 straight appearances, the longest stretch of his career and the 28 games are the longest consecutive stretch of appearances in his career.
- Has committed one turnover or less in 19 games this season (SDSU is 17-2 in those contests).

2020-21 GAME-BY-GAME STATISTICS

Opponent	GS	MP	FG	3FG	FT	O-D-R	PF	TP	A	TO	S	B
UCLA	17	0-1	0-1	0-0	0-3-3	1	0	1	0	0	0	0
UC Irvine	12	1-4	1-2	0-0	2-0-2	3	3	2	1	1	0	0
St. Katherine	16	0-4	0-3	0-0	0-4-4	0	0	1	1	2	0	0
Pepperdine	20	0-1	0-1	6-8	0-4-4	3	6	2	1	2	0	0
at Arizona State	21	1-2	0-1	0-0	1-2-3	0	2	1	0	0	0	0
BYU	16	2-3	2-3	0-0	0-1-1	1	6	0	0	2	0	0
vs. Saint Mary's	16	1-3	1-3	2-2	1-4-5	2	5	0	1	0	0	0
Colorado State	*	25	4-6	4-6	0-0	0-2-2	3	12	4	2	0	0
Colorado State	*	20	0-6	0-5	0-0	0-0-0	2	0	2	1	1	0
Nevada	*	22	1-2	1-2	0-0	0-2-2	0	3	1	2	0	0
Nevada	*	32	2-5	2-5	0-0	0-1-1	3	6	0	1	0	0
at Utah State	*	27	1-4	1-4	0-0	1-1-2	1	3	2	0	1	0
at Utah State	*	22	1-3	0-1	0-0	0-2-2	0	2	1	2	0	0
at Air Force		18	5-7	4-6	0-2	0-0-0	0	14	5	0	0	0
at Air Force		19	3-4	3-3	0-1	0-4-4	2	9	2	0	1	0
Wyoming		21	4-8	1-3	0-0	0-3-3	2	9	1	2	1	0
Wyoming		24	3-7	2-5	0-0	0-2-2	3	8	1	0	0	0
vs. New Mexico (Forfeit)												
vs. New Mexico (Forfeit)												
San Jose State	*	24	1-5	1-5	2-2	0-2-2	1	5	5	1	0	0
San Jose State												
at Fresno State		14	0-1	0-1	0-0	0-1-1	0	0	0	2	0	0
at Fresno State		15	1-1	1-1	0-0	0-1-1	1	3	0	1	0	0
Boise State		21	0-3	0-3	2-2	1-4-5	1	2	1	0	0	0
Boise State		25	0-4	0-4	0-0	0-0-0	1	0	1	0	2	0
at UNLV		24	2-6	2-6	2-2	0-3-3	1	8	1	0	1	0
vs. Wyoming		18	0-0	0-0	0-0	0-0-0	2	0	1	0	0	0

MISCELLANEOUS STATS/SAN DIEGO STATE RECORD

	2020-21		Career	
	Games	SDSU W/L	Games	SDSU W/L
Double-Figure Scoring	2	1-1	3	2-1
15-Point Games	0	0-0	0	0-0
Led SDSU in Scoring	0	0-0	0	0-0
Led SDSU in Rebounding	0	0-0	0	0-0
Led SDSU in Assists	2	1-1	2	1-1
Multiple Steals	4	3-1	7	6-1
One Turnover or Less	19	17-2	75	59-16
Consecutive Games	Current	Long		
Consecutive Games Played	28	28*		
Scoring A Point	-	9		
One Turnover or Less	5	22		

* - Denotes an active streak

SEIKO CAREER STATISTICS

Year	G-GS	Min.-Avg.	FG-FGA	Pct.	3P-3PA	Pct.	FT-FTA	Pct.	OR	DR	Reb	Avg.	PF-D	AT	TO	BS	ST	Pts	Avg.
18-19	32-0	389-12.2	17-40	.425	14-33	.424	21-28	.750	3	28	31	1.0	27-0	20	19	1	9	69	2.2
19-20	29-0	359-12.4	28-65	.431	20-54	.370	7-9	.778	4	26	30	1.0	27-0	16	10	0	10	83	2.9
20-21	24-7	494-20.6	33-90	.367	26-74	.351	14-19	.737	6	46	52	2.2	33-0	35	18	0	14	106	4.4
TOTAL	85-7	1,242-14.6	78-195	.400	60-161	.373	42-56	.750	13	100	113	1.3	87-0	71	47	1	33	258	3.0

SEASON/CAREER HIGHS

Points

Season 20 vs. Wyoming (3/11/21)
 Career 33 vs. Pepperdine (11/12/19)*

Rebounds

Season 5 vs. San Jose State (2/10/21)
 5 vs. Nevada (1/9/21)
 Career 6 vs. UC Irvine (2/22/20)*
 6 vs. Colgate (11/24/19)*
 6 at UC Irvine (3/9/19)*
 6 vs. Hawai'i (1/6/18)*

Assists

Season 6 at Air Force (1/24/21)
 Career 10 vs. UC Davis (2/1/18)*

Field Goals

Season 8 vs. Wyoming (3/11/21)
 Career 11 at Green Bay (11/25/19)*
 11 at Hawai'i (3/2/19)*
 11 at UC Riverside (1/9/19)*
 11 vs. Morgan State (12/29/18)*

Field Goals Attempted

Season 15 vs. Colorado State (1/2/21)
 Career 23 at Auburn (11/25/19)*
 23 at Utah Valley (3/19/19)*

Three-Point Field Goals

Season 5 at Air Force (1/24/21)
 5 vs. Colorado State (1/2/21)
 Career 7 vs. Fresno State (11/30/19)*
 7 vs. Pepperdine (11/12/19)*
 7 vs. Hawai'i (1/17/19)*

Three-Point FG Attempted

Season 9 at Air Force (1/24/21)
 9 vs. Colorado State (1/2/21)
 Career 14 vs. Fresno State (11/30/19)*
 14 at Utah Valley (3/19/19)*

Free Throws

Season 3 vs. Wyoming (3/11/21)
 3 at UNLV (3/3/21)
 Career 8 vs. Cal Poly (1/11/20)*
 8 at Portland (12/4/19)*
 8 vs. Cal State Fullerton (2/16/19)*
 8 vs. Cal Poly (2/2/19)*

Free Throws Attempted

Season 4 at UNLV (3/3/21)
 Career 10 at Portland (12/4/19)*

Steals

Season 4 at Air Force (1/22/21)
 4 vs. Colorado State (1/2/21)
 Career 4 at Air Force (1/22/21)
 4 vs. Colorado State (1/2/21)
 4 at Portland (12/4/19)*
 4 at San Diego (12/9/18)*

Blocked Shots

Season
 Career

Minutes Played

Season 33:39 vs. Wyoming (3/11/21)
 Career 43 vs. UC Davis (2/23/19)*
 43 at Cal Poly (1/12/19)*
 43 vs. Yale (1/5/19)*

*-at CSUN



3 • TERRELL GOMEZ

GUARD • 5-8 • 165 • SENIOR - TR

LOS ANGELES, CALIF. (MIDDLEBROOKS ACADEMY/CSUN)

2019-20 first-team All-Big West, 2018-19 first-team All-Big West, 2017-18 Big West Freshman of the Year

Rankings (as of the start of the Mountain West Tournament)

MW - No. 11 - Three-Point FGM (1.96/g)

• **NCAA** - No. 187 - Three-Point Field Goals (47); No. 251 - Three-Point Field Goals per game (1.96); No. 335 - Three-Point Field Goal Attempts (108)

SDSU SINGLE SEASON - No. 8 - Three-Point FG Percentage (.435 in 2021)

Quick Hits

- Pronounced TUH-rrell (like former NFL player Terrell Davis, NOT Terrell Owens)
- A starter in all 96 career games entering the 2020-21 season.
- Led the nation in free throw percentage (.948) in 2019-20.
- Begins 2020-21, 363 points from 2,000 for his college career.
- One of the premier scorers in the nation who has sacrificed some of his offensive output to be part of a winning program.

Season Highlights

- In the 97th game of his collegiate career, picked up first win vs. a ranked team (No. 22/21 UCLA) & it was also the first time in hi college career he was not a starter (96 games).
- Versus UCLA (11/25) reached double figure scoring for the 64th time in the last 67 games.
- Entered the starting lineup at Air Force (1/22) & SDSU has gone 11-0 since.
- Knocked down 2 three-pters vs. UC Irvine (11/27) & has multiple threes in 83-of-98 career games.
- Made his first start as an Aztec vs. St. Katherine (12/2).
- Appeared in the 100th game of his college career vs. Pepperdine (12/6), where he led the team in assists (3).
- Recorded a season-best 19 points (7-of-15 FG & 5-of-9 3FG, all season highs) in 29:50 vs. Colorado State (1/2).
- Had back-to-back double digit scoring nights (13 vs. Saint Mary's & 19 vs. Colorado State) for the first time as an Aztec.
- His 5 3-pters at Air Force (1/24) equals a season best also vs. Colorado State (1/2).
- In his third straight start, and the 100th of his career, went 5-of-7 (.714) FG & 4-4 (1.000) 3FG vs. Wyoming (1/28).
- Going 4-of-4 FG & 2-of-2 3FG vs. Boise State (2/25) marked the only time in his collegiate career (120 games) he was perfect from either the floor or the bonus distance in a game.

Trending

- Since the start of the 1996-97 season, is the second player in college basketball to have made at least 300 treys, shot at least .437 from the bonus distance and done so in less than 100 games (John Jenkins, Vanderbilt).
- Is one of six players since the start of the 1996-97 season to have a FT percentage of at least .888, to have hit 340 threes and scored at least 1,856 points in his college career.
- Ranks No. 4 among active players with 341 three pointers (366 - Jhivvan Jackson, UTSA, 355 - Jordan Bohannon, Keaton Wallace, UTSA, 342).
- Has appeared in every game of his college career (121) and started in 90.0 percent of them (109).
- Has appeared in the scoring column in 118-of-121 career games (97.5 percent) and has achieved double figures 93 times (778.8 percent of games in which he has scored).
- Among active players, his 1,856-career points rank 15th overall and his .889 free throw percentage is No. 9 in the nation.
- Has scored in double figures in 12-of-25 games this year, including in two of the last four games.
- 54.9 percent (341-of-621) of his career field goals have come from the bonus distance, the highest percentage of any active player with at least 300 made three-pointers and 600 made field goals.

2020-21 GAME-BY-GAME STATISTICS

Opponent	GS	MP	FG	3FG	FT	O-D-R	PF	TP	A	TO	S	B
UCLA	20	3-7	2-4	2-2	0-1-1	1	10	2	3	1	0	0
UC Irvine	16	2-5	2-5	2-2	0-0-0	0	8	1	1	2	0	0
St. Katherine	* 23	5-7	3-5	0-0	0-3-3	3	13	2	3	1	0	0
Pepperdine	22	1-7	0-5	0-0	0-3-3	1	2	3	0	0	0	0
at Arizona State	25	2-5	2-4	0-0	0-0-0	2	6	4	1	0	0	0
BYU	15	1-5	0-2	0-0	0-0-0	1	2	0	1	1	0	0
vs. Saint Mary's	25	5-6	3-4	0-0	0-0-0	0	13	4	2	1	0	0
Colorado State	30	7-15	5-9	0-0	0-2-2	0	19	2	0	4	0	0
Colorado State	30	5-9	3-6	0-0	0-1-1	1	13	4	4	1	0	0
Nevada	24	0-5	0-2	0-0	0-0-0	1	0	3	1	0	0	0
Nevada	20	2-7	2-6	0-0	0-5-5	0	6	3	2	1	0	0
at Utah State	21	0-3	0-1	0-0	0-2-2	0	0	2	0	0	0	0
at Utah State	26	5-13	4-7	2-2	0-1-1	4	16	1	0	0	0	0
at Air Force	* 27	1-8	1-6	0-0	0-0-0	2	3	4	1	4	0	0
at Air Force	* 26	5-9	5-9	0-0	1-2-3	2	15	6	0	0	0	0
Wyoming	* 22	5-7	4-4	0-0	0-1-1	1	14	1	0	1	0	0
Wyoming	* 21	0-2	0-1	0-0	0-1-1	1	0	4	0	0	0	0
vs. New Mexico (Forfeit)												
vs. New Mexico (Forfeit)												
San Jose State	* 24	1-5	1-4	0-0	0-1-1	2	3	1	0	0	0	0
San Jose State	* 27	5-11	2-6	1-2	0-5-5	2	13	3	1	0	0	0
at Fresno State	* 23	3-5	2-3	0-0	0-0-0	0	8	1	0	0	0	0
at Fresno State	* 25	5-7	3-3	0-0	0-0-0	2	13	1	3	1	1	1
Boise State	* 26	4-4	2-2	0-0	0-2-2	0	10	3	0	3	0	0
Boise State	* 27	4-9	1-5	0-0	0-4-4	2	9	1	3	0	0	0
at UNLV	* 31	0-7	0-5	3-4	0-1-1	0	3	2	0	1	0	0
vs. Wyoming	* 34	8-12	1-3	3-3	0-1-1	1	20	2	2	2	0	0

MISCELLANEOUS STATS/CSUN & SAN DIEGO STATE RECORD

Category	2020-21 Season Games	SDSU W/L	Career Games	CSUN & SDSU W/L
Double-Figure Scoring	12	10-2	93	43-50
15-Point Games	4	2-2	62	30-32
Led Team in Scoring	3	1-2	34	15-19
Led Team in Rebounding	0	0-0	0	0-0
Led Team in Assists	9	8-1	40	18-22
Multiple Steals	5	4-1	19	9-10
One Turnover or Less	17	13-4	64	35-29
Consecutive Games	Current	Long		
Consecutive Games Played	121	121*		
Without Fouling Out	107	107*		
Scoring A Point	8	105		
One Turnover or Less	-	9		

* - Denotes an active streak

GOMEZ CAREER STATISTICS

Year	G-GS	Min.-Avg.	FG-FGA	Pct.	3P-3PA	Pct.	FT-FTA	Pct.	OR	DR	Reb	Avg.	PF-D	AT	TO	BS	ST	Pts	Avg.
17-18*	30-30	1,022-34.1	121-277	.437	65-141	.461	44-55	.800	12	60	72	2.4	50-1	109	62	0	19	351	11.7
18-19*	34-34	1,283-37.7	214-476	.450	117-279	.419	107-122	.877	12	58	70	2.1	45-0	96	60	0	36	652	19.2
19-20*	32-32	1,187-37.1	207-472	.439	111-252	.440	109-115	.948	10	70	80	2.5	33-0	74	46	0	26	634	19.8
20-21	25-13	611-24.4	79-180	.439	48-111	.432	13-15	.867	1	36	37	1.5	29-0	60	25	0	24	219	8.8
TOTAL	121-109	4,103-33.9	621-1,405	.442	341-783	.436	273-307	.889	35	223	259	2.1	157-1	339	193	0	105	1,856	15.3

* - at CSUN

SEASON/CAREER HIGHS

Points

Season	18 vs. Boise State (2/25/21) 18 at Fresno State (2/18/21)
Career	18 vs. Boise State (2/25/21) 18 at Fresno State (2/18/21) 18 at UNLV (1/26/20)

Rebounds

Season	5 vs. San Jose State (2/10/21) 5 at Air Force (1/22/21) 5 at Utah State (1/14/21) 5 vs. Colorado State (1/2/21)
Career	5 vs. San Jose State (2/10/21) 5 at Air Force (1/22/21) 5 at Utah State (1/14/21) 5 vs. Colorado State (1/2/21) 5 at Nevada (2/29/20) 5 vs. Cal Poly (12/28/19)

Assists

Season	8 at UNLV (3/3/21)
Career	8 at UNLV (3/3/21)

Field Goals

Season	8 at Fresno State (2/18/21)
Career	8 at Fresno State (2/18/21)

Field Goals Attempted

Season	14 vs. Boise State (2/25/21) 14 at Fresno State (2/18/21)
Career	14 vs. Boise State (2/25/21) 14 at Fresno State (2/18/21)

Three-Point Field Goals

Season	2 vs. Boise State (2/25/21) 2 at Fresno State (2/18/21)
Career	2 vs. Boise State (2/25/21) 2 at Fresno State (2/18/21) 2 at UNLV (1/26/20)

Three-Point FG Attempted

Season	5 vs. Wyoming (3/11/21)
Career	5 vs. Wyoming (3/11/21)

Free Throws

Season	4 at Fresno State (2/20/21)
Career	4 at Fresno State (2/20/21) 4 at UNLV (1/26/20)

Free Throws Attempted

Season	5 at Fresno State (2/20/21)
Career	6 at UNLV (1/26/20)

Steals

Season	4 vs. St. Katherine (12/2/20)
Career	4 vs. St. Katherine (12/2/20)

Blocked Shots

Season	1 vs. Boise State (1/11/20)
Career	1 vs. Boise State (1/11/20) 1 vs. San Diego Christian (12/18/19)

Minutes Played

Season	34:33 vs. Colorado State (1/2/21)
Career	34:33 vs. Colorado State (1/2/21)



4 • TREY PULLIAM

GUARD • 6-3 • 180 • SENIOR - 11

BRYAN, TEXAS (CONSOLIDATED HIGH/NAVARRO COLLEGE)

2021-21 - honorable mention All-Mountain West (media)

Rankings (as of the start of the Mountain West Tournament)

- **MW** - No. 2 - Assist-to-Turnover Ratio (2.16:1); No. 6 - Assists (3.42/g); No. 12 - Steals (1.21/g)
- **NCAA** - No. 74 - Assist-to-Turnover Ratio (2.16:1); No. 183 - Assists (82); No. 242 - Assists per Game (3.4); No. 276 - Steals (29)
- **SDSU SINGLE SEASON** - No. 11 - Victories (30 in 2019-20)

Quick Hits

- Can play both point and shooting guard and score from all three levels.
- Last year, averaged 4.3 assists per 40 minutes played and was at a 2.1 assists-to-turnover ratio.
- Competed at Navarro College (Corsicana, Texas) for two seasons where he averaged 11.6 points, 4.9 assists and 3.6 rebounds in 58 games.
- Reached the NJCAA Division I Region XIV championship game in 2018-19.
- Finished Navarro College career ranked second in assists (283), fifth in steals (101) and 11th in scoring (671).

Season Highlights

- In his first major college start, vs. No. 22/21 UCLA (11/25) scored eight points, had six assists, four rebounds.
- Had four steals, a career-high, vs. St. Katherine (12/2).
- Played 20+ minutes in 23-of-24 games this season.
- Led the team in assists in 16-of-24 games.
- Led the team with five assists vs. Colorado State (1/4), the sixth time in nine games this season.
- Scored the game winning bucket, a runner off the glass vs. Nevada (1/9), as time expired. It was the first buzzer beater for the Aztecs in Viejas Arena.
- In 5 games has equaled his career-high with 5 rebounds.
- Four of his five career double digit scoring games came this season & he has matched his career-high (18 pts) in two of the last five games.
- Had 9 games of at least two steals (SDSU is 8-1 in those games) & 6 of those multi-steal efforts have come in the last 9 games.

Trending

- In the last seven games has 4 double digit scoring efforts & has averaged 10.4 pts (35-of-82 - 42.7% & 8-of-10 FT - 80.0%), 4.1 assists, 2.9 rebs, 1.9 steals.
- For his career (57 games) has a 2.2:1 assist-to-turnover ratio.
- His 58 points over the five games from 1/2 (vs. SJSU) to 2/25 (vs. Boise State) is the highest five-game output of his major college career.
- In 21-of-25 games this year has notched multiple assists, in eight games has 5 or more dimes and at UNLV, in clinching the MW regular season crown, had a career-high 8.
- Only seven times, in his major college career (57 games), has he had more turnovers than assists.
- Passed rebounds 100 for his major college career at Air Force on 1/22.
- Has started every game this season (25), after coming off the bench in every game last year (32).
- Has increased nearly every metric from last season to this one in 7 fewer games.

2020-21 GAME-BY-GAME STATISTICS

Opponent	GS	MP	FG	3FG	FT	O-D-R	PF	TP	A	TO	S	B
UCLA	*	28	3-6	1-2	1-2	2-2-4	2	8	6	2	0	0
UC Irvine	*	22	4-6	1-2	0-1	0-2-2	0	9	1	0	0	0
St. Katherine	*	20	3-6	0-1	0-0	0-1-1	0	6	4	0	4	0
Pepperdine	*	28	0-3	0-1	2-3	0-3-3	1	2	3	3	1	0
at Arizona State	*	29	3-8	1-2	0-0	0-1-1	4	7	2	1	1	0
BYU	*	31	1-9	0-2	1-2	1-3-4	3	3	5	3	1	0
vs. Saint Mary's	*	20	3-5	0-1	1-2	0-2-2	3	7	0	0	0	0
Colorado State	*	35	0-4	0-1	2-3	0-5-5	4	2	6	1	1	0
Colorado State	*	29	2-5	0-0	0-0	1-2-3	0	4	5	1	0	0
Nevada	*	31	4-9	0-2	2-2	0-3-3	1	10	1	0	0	0
Nevada	*	23	3-6	1-3	0-0	0-2-2	3	7	3	3	1	0
at Utah State	*	27	1-6	1-2	2-2	0-5-5	1	5	2	1	2	0
at Utah State	*	29	3-10	1-3	0-0	1-3-4	4	7	2	1	0	0
at Air Force	*	22	0-2	0-1	0-0	2-3-5	0	0	6	1	2	0
at Air Force	*	25	3-5	0-1	0-0	1-3-4	2	6	1	2	0	0
Wyoming	*	19	1-3	0-1	0-0	1-1-2	1	2	3	1	2	0
Wyoming	*	20	2-4	0-2	0-0	0-2-2	3	4	3	4	1	0
vs. New Mexico (Forfeit)												
vs. New Mexico (Forfeit)												
San Jose State	*	23	4-8	0-1	2-2	0-3-3	1	10	5	1	2	0
San Jose State	*	22	2-9	0-2	0-0	1-4-5	2	4	5	1	3	0
at Fresno State	*	30	8-14	2-3	0-0	1-1-2	2	18	3	2	2	0
at Fresno State	*	26	2-8	0-2	4-5	0-3-3	3	8	2	2	1	0
Boise State	*	33	7-14	2-2	2-2	1-3-4	1	18	2	5	2	0
Boise State	*	31	3-9	0-1	0-0	0-4-4	2	6	4	0	1	0
at UNLV	*	23	2-7	0-2	0-1	0-1-1	2	4	8	3	2	0
vs. Wyoming	*	23	7-13	1-5	0-0	1-0-1	1	15	4	1	2	0

MISCELLANEOUS STATS/SAN DIEGO STATE RECORD

Category	2020-21 Season		Career	
	Games	SDSU W/L	Games	SDSU W/L
Double-Figure Scoring	5	5-0	6	6-0
15-Point Games	3	3-0	4	4-0
Lead SDSU in Scoring	0	0-0	0	0-0
Lead SDSU in Rebounding	1	0-1	1	0-1
Lead SDSU in Assists	17	13-4	17	13-4
Multiple Steals	10	9-1	11	10-1
One Turnover or Less	15	12-3	40	35-5
Consecutive Games	Current	Long		
Consecutive Games Played	57	57*		
Scoring A Point	11	18		
One Turnover or Less	1	8		

* - Denotes an active streak

PULLIAM CAREER STATISTICS

Year	G-GS	Min.-Avg.	FG-FGA	Pct.	3P-3PA	Pct.	FT-FTA	Pct.	OR	DR	Reb	Avg.	PF-D	AT	TO	BS	ST	Pts	Avg.
19-20	32-0	561-17.5	43-98	.439	7-21	.333	14-22	.636	12	48	60	1.9	42-1	60	28	2	19	107	3.3
20-21	25-25	649-26.0	71-179	.397	11-45	.244	19-27	.704	13	62	75	3.0	46-0	86	39	0	31	172	6.9
TOTAL	57-25	1,210-21.2	114-277	.412	18-66	.273	33-49	.673	25	110	135	2.4	88-1	146	67	2	50	279	4.9

SEASON/CAREER HIGHS

Points

Season 13 vs. Wyoming (1/28/21)
13 at Utah State (1/16/21)

Rebounds

Season 5 vs. San Jose State (2/10/21)
5 vs. San Jose State (2/8/21)
5 vs. San Jose State (2/8/21)

Assists

Season 6 vs. Wyoming (1/28/21)

Field Goals

Season 6 at Utah State (1/16/21)

Field Goals Attempted

Season 9 vs. San Jose State (2/8/21)
9 vs. Wyoming (1/28/21)

Three-Point Field Goals

Season 2 vs. Wyoming (3/11/21)

Three-Point FG Attempted

Season 5 vs. San Jose State (2/8/21)

Free Throws

Season 4 at Fresno State (2/20/21)
4 vs. San Jose State (2/10/21)
4 vs. Wyoming (1/30/21)
4 vs. St. Katherine (12/2/20)

Free Throws Attempted

Season 7 at Fresno State (2/20/21)

Steals

Season 5 at Utah State (1/16/21)

Blocked Shots

Season 1 vs. Pepperdine (12/6/20)

Minutes Played

Season 25:38 at Air Force (1/22/21)



5 • LAMONT BUTLER

GUARD • 6-2 • 200 • FRESHMAN - HS
MORENO VALLEY, CALIF. (RIVERSIDE POLY HIGH)

Quick Hits

- Rated a four-star recruit by ESPN and three-star talent by Rivals.com and 247Sports.com.
- Named one of the class of 2020's top-50 point guards nationally by ESPN (No. 30).
- Compiled 91 wins in his high school career, culminating in a 27-7 record in 2019-20 including going 12-0 in Ivy League play and winning the conference championship.
- Named Ivy League Most Valuable Player as a senior, as well as a second-team Cal-Hi Sports All-State performer.
- A four-time All-Ivy League and All-State performer and three-time all-county and All-CIF selection, following his sophomore, junior and senior seasons.
- Twice, following his sophomore and senior seasons, reached the CIF Championship game.
- Earned Riverside Kiwanis Tournament MVP as a sophomore, junior and senior.
- Passed NBA Hall of Famer Reggie Miller as Poly's all-time leading scorer with more than 1,800-career points, shooting .432 (642-of-1,485) from the floor, with 559 assists and 271 steals.

Season Highlights

- Made his collegiate debut vs. No. 22/21 UCLA (11/25) playing 2:06 minutes.
- Scored first bucket of his career, a 3-pointer, finished with five points and dished out his first assist vs. UC Irvine (11/27).
- Knocked down all four FT shots en route to a season-high six points and snatched the first three rebounds of his college career.
- Against Pepperdine (12/6) had the first block of his career.
- Recorded two assists at Arizona State (12/10), the first multi-assist game of his career.
- Established career-bests at Utah State (1/16) with 13 points, 6 FG, 8 FGA, 5 steals & 25 minutes.
- Earned the first start of his college career at Air Force (1/22) and dished out a season-best five assists.
- Against Wyoming (1/28) matched his career-high with 13 points and set a career-best with 6 assists.
- Scored 11 pts on 3-of-4 FG & 4-of-6 FT and dished out four assists vs. Wyoming (1/30).
- Established a new career-best w/ 5 rebounds vs. San Jose State (2/8).
- Equaled season-bests in rebounds (5), 3ptrs (1) & FTs (4) vs. San Jose State (2/10).

Trending

- Is the only freshman to appear in all 25 games this year and earned his first two starts at Air Force (1/22 & 1/24).
- Has one or fewer turnovers in 18-of-25 games this season.
- Over the first 12 games, played double-digit minutes 4 times & in the last 13 games has double-digit minute in 11 games.
- Is averaging 13.9 points, 5.4 rebounds, 4.9 assists and 2.7 steals per 40 minutes played.
- Butler's 13 pts at Utah State (1/16) are the most by a San Diego State true freshman since Matt Mitchell score 17 points at Air Force on Feb. 21, 2018 and is one of three freshman, nationally, to reach those statistics in a game this year.
- Had a five-game streak of one turnover or less snapped vs. Brigham Young (12/18).
- Combine his 13 pts & 5 steals at Utah State (1/16) and he is just the three San Diego State true freshman to have at least that many point and steals in a game since the start of the 1996-97 season (Kyle Spain & Richie Williams in 2005-06).
- Is the first Aztec true freshman to start back-to-back games since Nathan Mensah on Match 15 & 16 in 2018-19 (45 games) and is just the third freshman in the last four seasons to start a game for SDSU (Matt Mitchell & Nathan Mensah).
- Is the only player to compile at least 13 points & 5 five rebounds off the bench (at Utah State on 1/16) for SDSU, regardless of class, in the last 25 years.
- Has 4 double digit scoring efforts in the last 12 games, including back-to-back vs. Wyoming. In those 12 games is averaging 6.5 pts, 2.8 rebs, 2.6 assists & 1.3 steals.
- Has at least 1 assist in the last 12 games, the longest streak of his college career, including 5 of his 7 multi-assist games this season.
- Reached 100 career points vs. Boise State (2/27).

2020-21 GAME-BY-GAME STATISTICS

Opponent	GS	MP	FG	3FG	FT	O-D-R	PF	TP	A	TO	S	B
UCLA	2	0-0	0-0	0-0	0-0-0	1	0	0	0	0	0	0
UC Irvine	16	2-5	1-2	0-0	0-0-0	2	5	1	1	1	0	0
St. Katherine	14	1-1	0-0	4-4	1-2-3	3	6	1	0	1	0	1
Pepperdine	2	0-0	0-0	0-0	0-0-0	1	0	0	1	0	1	0
at Arizona State	12	1-4	0-1	0-0	0-3-0	0	2	2	1	1	0	0
BYU	5	0-1	0-0	0-0	0-0-0	0	0	1	2	0	0	0
vs. Saint Mary's	9	1-2	0-1	0-0	0-0-0	3	2	0	1	1	0	0
Colorado State	2	0-0	0-0	0-0	0-0-0	0	0	0	0	0	0	0
Colorado State	13	2-5	0-1	0-0	0-1-1	4	4	1	1	1	0	0
Nevada	9	1-2	1-1	0-0	0-1-1	1	3	0	1	0	0	0
Nevada	6	0-0	0-0	0-0	0-0-0	2	0	0	1	0	0	0
at Utah State	3	0-0	0-0	0-0	0-0-0	1	0	0	2	0	0	0
at Utah State	25	6-8	0-1	1-2	2-2-2	0	13	1	3	5	0	0
at Air Force	*	26	2-6	1-2	2-2	2-2-4	4	7	5	6	3	0
at Air Force	*	16	1-3	0-1	0-0	0-3-3	2	3	1	0	0	0
Wyoming	21	5-9	1-2	2-4	0-4-4	3	13	6	4	1	0	0
Wyoming	19	3-4	1-2	4-6	0-2-2	5	11	4	1	1	0	0
vs. New Mexico (Forfeit)												
vs. New Mexico (Forfeit)												
San Jose State	20	1-9	0-5	1-2	0-5-5	2	3	2	1	1	0	0
San Jose State	16	3-5	1-2	4-4	0-5-5	3	11	2	0	2	0	0
at Fresno State	14	2-3	0-0	1-4	0-2-2	2	5	3	0	0	0	0
at Fresno State	18	1-3	0-0	4-7	0-1-1	3	6	2	1	2	0	0
Boise State	15	0-5	0-2	2-2	0-3-3	0	4	1	2	0	0	0
Boise State	9	1-2	0-0	1-2	0-1-1	2	3	3	3	0	0	0
at UNLV	9	0-4	0-0	0-0	0-2-2	0	0	1	1	1	0	0
vs. Wyoming	10	3-6	2-3	0-0	0-0-0	0	8	1	1	0	0	0

MISCELLANEOUS STATS/SDSU RECORD

Category	2020-21 Season Games	SDSU W/L	Career Games	SDSU W/L
Double-Figure Scoring	4	3-1	4	3-1
Lead team in Scoring	0	0-0	0	0-0
Lead team in Rebounding	0	0-0	0	0-0
Lead team in Assists	4	4-0	4	4-0
Multiple Three-Pointers	1	1-0	1	1-0
One Turnover or Less	18	17-1	18	17-1
Consecutive Games	Current	Long		
Consecutive Games Played	25	25*		
Scoring A Point	1	11		
One Turnover or Less	2	5		

* - Denotes an active streak

BUTLER CAREER STATISTICS

Year	G-GS	Min.-Avg.	FG-FGA	Pct.	3P-3PA	Pct.	FT-FTA	Pct.	OR	DR	Reb	Avg.	PF-D	AT	TO	BS	ST	Pts	Avg.
20-21	25-2	31.0-12.4	37-87	.425	8-26	.308	26-39	.667	3	39	42	1.7	44-1	38	34	1	21	108	4.3

SEASON/CAREER HIGHS

Points

Season 13 at Air Force (1/22/21)

Rebounds

Season 1 at Air Force (1/22/21)
1 vs. St. Katherine (12/2/20)

Assists

Season 2 at Air Force (1/22/21)

Field Goals

Season 5 at Air Force (1/22/21)

Field Goals Attempted

Season 9 at Air Force (1/22/21)
9 vs. St. Katherine (12/2/20)

Three-Point Field Goals

Season 4 vs. St. Katherine (12/2/20)

Three-Point FG Attempted

Season 8 vs. St. Katherine (12/2/20)

Free Throws

Season

Free Throws Attempted

Season

Steals

Season 2 at Air Force (1/24/21)

Blocked Shots

Season

Minutes Played

Season 16:27 vs. St. Katherine (12/2/20)



10 • KEITH DINWIDDIE JR.

GUARD • 6-0 • 185 • FRESHMAN - HS
LOS ANGELES, CALIF. (FAIRFAX SENIOR HIGH)

Quick Hits

- Named a three-star recruit and one of the class of 2020's top-50 shooting guards nationally (No. 47) by Rivals.com.
- Following the 2019-20 season, he earned Western League Most Valuable Player honors as well as co-Player of the Year for both the All-City Open Division & All-CIF LA City Section.
- In two varsity seasons, as a junior and senior, his team went 53-8 overall, including 22-0 in Western League action which resulted in back-to-back league championships.
- As a junior, led his team to the Los Angeles City Section Open Division championship, the No. 5 ranking in the state and No. 22 in the nation.

Season Highlights

- Made his college debut vs. UC Irvine (11/27) & after settling in knocked down 3 threes in just over a minute.
- Against St. Katherine (12/2) drained four 3-pointers for a season-best 12 points & pulled down his first rebound.
- Scored a season-high 13 pts (hoisting 9 shots in 13 minutes) and recorded the first two assists of his career at Air Force (1/22).

Trending

- Made multiple threes in 3-of-4 games this year in which he has attempted at least one trey.
- Returned to action at Air Force (1/22) after missing 6 games due to injury.
- Went 6-of-12 shots, including 3-of-7 from the bonus distance in 18 minutes in two games at Air Force.
- Is averaging 0.5 shots per minute played this season, which leads the team.

2020-21 GAME-BY-GAME STATISTICS

Opponent	GS	MP	FG	3FG	FT	O-D-R	PF	TP	A	TO	S	B
UCLA	DNP											
UC Irvine	4	2-4	2-3	0-0	0-0-0	0	6	0	0	0	0	0
St. Katherine	16	4-9	4-8	0-0	0-1-1	1	12	0	1	0	0	0
Pepperdine	DNP											
at Arizona State	DNP											
BYU	DNP											
vs. Saint Mary's	2	0-0	0-0	0-0	0-0-0	0	0	0	0	0	0	0
Colorado State	INJ											
Colorado State	INJ											
Nevada	INJ											
Nevada	INJ											
at Utah State	DNP											
at Utah State	DNP											
at Air Force	13	5-9	3-6	0-0	1-0-1	0	13	2	0	0	0	0
at Air Force	5	1-3	0-1	0-0	0-0-0	0	2	1	0	2	0	0
Wyoming	INJ											
Wyoming	INJ											
vs. New Mexico (Forfeit)												
vs. New Mexico (Forfeit)												
San Jose State	INJ											
San Jose State	3	0-3	0-3	0-0	0-0-0	0	0	0	0	0	0	0
at Fresno State	DNP											
at Fresno State	DNP											
Boise State	DNP											
Boise State	DNP											
at UNLV	DNP											
vs. Wyoming	DNP											

MISCELLANEOUS STATS/SDSU RECORD

Category	2020-21 Season Games	SDSU W/L	Career Games	SDSU W/L
Double-Figure Scoring	2	2-0	2	2-0
Led team in Scoring	0	0-0	0	0-0
Led team in Rebounding	0	0-0	0	0-0
Led team in Assists	0	0-0	0	0-0
Multiple Three-Pointers	2	2-0	2	2-0
One Turnover or Less	5	5-0	5	5-0
Consecutive Games	Current	Long		
Consecutive Games Played	-	2		
Scoring A Point	-	2		
One Turnover or Less	6	6*		

* - Denotes an active streak

DINWIDDIE JR. CAREER STATISTICS

Year	G-GS	Min.-Avg.	FG-FGA	Pct.	3P-3PA	Pct.	FT-FTA	Pct.	OR	DR	Reb	Avg.	PF-D	AT	TO	BS	ST	Pts	Avg.
20-21	6-0	43-7.2	12-28	.429	9-21	.429	0-0	.000	1	1	2	0.3	1-0	3	1	0	2	33	5.5

SEASON/CAREER HIGHS

Points	
Season	35 vs. Brigham Young (12/18/20)
Career	35 vs. Brigham Young (12/18/20)

Rebounds	
Season	10 vs. Nevada (1/7/21)
Career	12 vs. New Mexico (2/11/20)

Assists	
Season	4 vs. Wyoming (1/30/21)
Career	9 vs. New Mexico (1/15/19)

Field Goals	
Season	12 vs. Brigham Young (12/18/20)
Career	12 vs. Brigham Young (12/18/20)

Field Goals Attempted	
Season	17 vs. Boise State (2/25/21)
	17 vs. Brigham Young (12/18/20)
Career	17 vs. Boise State (2/25/21)
	17 vs. Brigham Young (12/18/20)

Three-Point Field Goals	
Season	5 vs. Brigham Young (12/18/20)
Career	7 vs. Eastern Illinois (11/20/17)

Three-Point FG Attempted	
Season	9 vs. Brigham Young (12/18/20)
Career	11 vs. Eastern Illinois (11/20/17)

Free Throws	
Season	12 at Arizona State (12/10/20)
Career	12 at Arizona State (12/10/20)

Free Throws Attempted	
Season	15 at Arizona State (12/10/20)
Career	15 at Arizona State (12/10/20)

Steals	
Season	4 vs. Boise State (2/27/21)
Career	5 at Boise State (2/16/20)

Blocked Shots	
Season	1 vs. Nevada (1/7/21)
	1 vs. Saint Mary's (12/22/20)
	1 vs. Pepperdine (12/6/20)
	1 vs. St. Katherine (12/2/20)
Career	3 vs. Air Force (2/3/18)

Minutes Played	
Season	35 at Fresno State (2/20/21)
Career	37 vs. Utah State (2/1/20)



11 • MATT MITCHELL

FORWARD • 6-6 • 235 • SENIOR - 3L
RIVERSIDE, CALIF. (ROOSEVELT HIGH)

2021-21 - Mountain West Player of the Year (coaches), first-team All Mountain West (coaches & media), Mountain West All-Defensive team - Mountain West Player of the Week (11/30/20), Julius Erving Small Forward of the Year Preseason & Midseason top-10 finalist
2019-20 - first-team All-Mountain West (coaches), second-team All-Mountain West (media), second-team NABC All-District 17

Rankings (as of the start of the Mountain West Tournament)

- MW** - No. 4 - Free Throw Percentage (.816); No. 4 - Steals (1.52/g); No. 8 - Scoring (15.38/g); No. 10 - Defensive Rebounds (4.62/g); No. 13 - Rebounds (5.48/g)
 - NCAA** - No. 41 - Free Throws (102); No. 57 - Free Throw Attempts (125); No. 125 - Free Throw Percentage (.816); No. 161 - Steals per Game (1.52); No. 188 - Steals (32); No. 217 - Points per Game (15.4); No. 271 - Defensive Rebounds per Game (4.62); No. 284 - Points (323)
 - SDSU CAREER** - No. 3 - Conference Victories (51); No. 5 - Consecutive Starts (72); No. 6 - Points (1,408); No. 7 - Three-Point FG (162); No. 7 - Three-Point FG Attempts (448); No. 8 - Victories (91); No. 8 - Points-Rebounds-Assists (2,163); No. 9 - Free Throw Percentage (.8056); No. 9 - Games Started (104); No. 11 - Field Goal Attempts (1,026); No. 11 - Free Throws (340); No. 12 - Minutes (3,201); No. 13 - Free Throw Attempts (422); No. 13 - Games (120); No. 15 - Steals (125); No. 16 - Field Goals (453); No. 16 - Three-Point FG Percentage (.3616); No. 22 - Rebounds (540)
- SDSU SINGLE SEASON** - No. 2 - Free Throw Percentage (.873 in 2020); No. 11 - Victories (30 in 2020); No. 18 - Free Throw Percentage (.816 in 2021); No. 19 - Three-Point FG Percentage (.393 in 2020)

Quick Hits

- Is the third player in SDSU history with 1,000 points, 500 rebounds, 200 assists and 100 steals in his career. (Trey Kell & Winston Shepard).
- Returned as the team's leader in scoring (12.2 ppg), FG% (.468, min. 200 att.) & steals (34) and No. 2 in rebs (4.8/g), assists (55), blocks (11), FT% (.873), 3PT% (.393) & minutes (25.7).
- 34th player in program history to score 1,000 career points & has started 98-of-114 games
- Completed in the 100th collegiate game of his career in the season opener vs UCLA (11/25) & is the 33rd player in the program's Division I era to play in 100 games.
- At Fresno State (2/18), became the 13th Aztecs in program history to start at least 100 games.

Season Highlights

- Completed in 100th collegiate game of his career in the 2020-21 season opener vs. No. 22/21 UCLA (11/25) where he led the team w/15 pts (SDSU is 28-2 when he scores at least 15 pts in a game for his career).
- Moved from 27th on the programs career scoring list (1,085 pts) to 6th place entering the MW Championship (1,408 pts).
- His 19 double-digit scoring games is one off his single-season high of 20 (2017-18 & 2019-20)
- At Arizona State (12/10) set career-bests going 12-of-15 from the line, which are the most in a game for a MW performer this year.
- Scored a career-high 35 points vs. Brigham Young (12/18) which in the Dutcher era (since 1999-00) equals the 3rd highest output in a game and the most since Malachi Flynn scored 36 at Nevada (2/22/20). It was also the most points scored by an Aztec in a home game in the same time frame.
- His 35 points against Brigham Young are tied for the most among MW performers in a game against a Division I team this season.
- Recorded the 2nd double double of his career w/ 20 pts & a season-high 10 rebs vs. Nevada (1/7).
- Played in the first 111 gms. of his career before an injury snapped the streak at Utah State (1/16).
- Missed the first three games of his college career this season - at Utah State (1/16), at Air Force (1/22) & versus San Jose State (2/8).

Trending

- In the last 6 games is averaging 15.2 pts (27-of-63 FG - 42.9% including 34-of-40 FT - 85.0%), 5.7 rebs & 2.3 steals.
- Has scored in double figures in 19 of his 22 games this season, for his career has done so on 76 occasions and SDSU is 59-17 in those contests.
- Against Wyoming (1/30) became the third player in SDSU history with 1,000 points, 500 rebounds, 200 assists and 100 steals in his career. (Trey Kell & Winston Shepard).
- In the last 12 games in which he has appeared he has gone 55-of-64 from the line (.859) while averaging 14.8 pts and 5.8 rebounds in that time frame.
- His 1,416 career points rank No. 6 on the program's career scoring list & needs 59 points to equal Tony Pinkins (1955-57) at No. 5 (1,475 pts).
- His 105 starts equal the 9th most in the SDSU Division I era (1970-71).
- Has multiple steals in 12-of-22 appearances this season, has at least one in 17 games and has had at least 3 steals in 3 of the last 6 games.
- Had scored in double figure in 15 straight games to open the season, the longest streak of this kind of his career, which was snapped vs. San Jose State (2/10).

2020-21 GAME-BY-GAME STATISTICS

Opponent	GS	MP	FG	3FG	FT	O-D-R	PF	TP	A	TO	S	B
UCLA	*	31	6-15	3-7	0-1	1-2-2	3	15	2	3	2	0
UC Irvine	*	25	3-8	1-4	4-4	1-3-4	1	11	2	0	2	0
St. Katherine	*	18	2-5	1-3	5-8	0-4-4	4	10	3	4	1	1
Pepperdine	*	32	4-10	0-2	5-6	2-3-5	3	13	0	4	1	1
at Arizona State	*	26	1-7	0-4	12-15	0-5-5	3	14	2	3	2	0
BYU	*	31	12-17	5-9	6-7	1-2-3	3	35	2	2	2	0
vs. Saint Mary's	*	26	1-4	1-2	7-10	0-4-4	3	10	2	2	0	1
Colorado State	*	35	5-14	1-4	3-3	2-5-7	2	14	3	5	1	0
Colorado State	*	33	4-5	2-3	2-3	0-5-5	4	12	2	2	1	0
Nevada	*	34	5-12	1-3	9-10	1-9-10	2	20	0	4	2	1
Nevada	*	32	4-7	1-2	11-11	1-7-8	3	20	3	2	0	0
at Utah State	*	26	4-11	1-2	1-2	0-2-2	2	10	2	5	0	0
at Utah State												
at Air Force												
at Air Force		14	2-4	2-2	4-4	2-5-7	2	10	3	1	0	0
Wyoming	*	20	6-12	1-3	0-0	2-5-7	1	13	3	1	3	0
Wyoming	*	29	9-16	4-7	4-4	1-4-5	2	26	4	2	2	0
vs. New Mexico (Forfeit)												
vs. New Mexico (Forfeit)												
San Jose State												
San Jose State												
San Jose State	*	28	3-11	0-3	1-3	1-6-7	2	7	3	0	0	0
at Fresno State	*	32	6-12	0-1	7-8	1-4-5	1	19	0	2	3	0
at Fresno State	*	35	5-9	0-1	3-3	0-5-5	2	13	2	1	3	0
Boise State	*	35	8-17	0-5	8-8	0-9-9	4	24	0	4	1	0
Boise State	*	32	2-11	1-1	3-6	2-6-8	0	8	2	1	4	0
at UNLV	*	33	5-10	2-3	7-9	1-2-3	0	19	2	2	2	0
vs. Wyoming	*	31	1-4	0-2	6-6	0-4-4	3	8	3	2	1	0

MISCELLANEOUS STATS/SAN DIEGO STATE RECORD

Category	2020-21 Season Games	SDSU W/L	Career Games	SDSU W/L
Double-Figure Scoring	19	16-3	76	59-17
15-Point Games	8	7-1	30	28-2
20-Point Games	5	4-1	13	12-1
Lead SDSU in Scoring	8	7-1	21	17-4
Lead SDSU in Rebounding	9	8-1	23	18-5
Lead SDSU in Assists	3	2-1	9	4-5
Multiple Steals	11	10-1	33	30-3
One Turnover or Less	6	6-0	39	31-8
Consecutive Games	Current	Long		
Double-Figure Scoring	-	15		
Consecutive Games Played	7	111		
Without Fouling Out	36	36*		
With A Steal	6	9		
One Turnover or Less	-	3		

* - Denotes an active streak

MITCHELL CAREER STATISTICS

Year	G-GS	Min.-Avg.	FG-FGA	Pct.	3P-3PA	Pct.	FT-FTA	Pct.	OR	DR	Reb	Avg.	PF-D	AT	TO	BS	ST	Pts	Avg.
17-18	33-32	874-26.5	116-258	.450	49-137	.358	65-85	.765	24	107	131	4.0	82-3	57	66	8	36	346	10.5
18-19	34-33	898-26.4	115-284	.405	42-128	.328	77-102	.755	18	122	140	4.1	96-4	61	67	7	23	349	10.3
19-20	32-19	823-25.7	125-267	.468	44-112	.393	96-110	.873	34	120	154	4.8	91-1	55	54	11	34	390	12.2
20-21	22-21	637-29.0	98-221	.443	27-73	.370	108-131	.824	18	101	119	5.4	50-0	45	52	4	33	331	15.0
TOTAL	121-105	3,232-26.7	454-1,030	.441	162-450	.360	346-428	.808	94	450	544	4.5	319-8	218	239	30	126	1,416	11.7

SEASON/CAREER HIGHS

Points

Season 3 at Air Force (1/22/21)

Rebounds

Season 2 at Air Force (1/22/21)

Assists

Season 1 vs. Wyoming (1/30/21)

Field Goals

Season 1 vs. Wyoming (1/30/21)
1 at Air Force (1/22/21)
1 vs. St. Katherine (12/2/20)

Field Goals Attempted

Season 5 vs. San Jose State (2/8/21)

Three-Point Field Goals

Season 1 at Air Force (1/22/21)

Three-Point FG Attempted

Season 3 vs. San Jose State (2/8/21)

Free Throws

Season 1 vs. San Jose State (2/8/21)

Free Throws Attempted

Season 2 vs. San Jose State (2/8/21)

Steals

Season 2 vs. San Jose State (2/8/21)

Blocked Shots

Season

Minutes Played

Season 9:00 at Air Force (1/22/21)



12 • CHE EVANS

FORWARD • 6-5 • 210 • FRESHMAN - HS
PHILADELPHIA, PA. (NEUMANN-GORETTI HIGH)

Quick Hits

- Pronounced shay.
- A four-star recruit by ESPN and Scout.com, and three-star talent by Rivals.com and 247Sports.com
- Named one of the class of 2020's top-50 small forwards nationally by ESPN (No. 45), Rivals.com (No. 49) and 247Sports.com (No. 38).
- As a senior was a member of the Neumann-Goretti team which posted a 24-4 record, 14-2 in conference play and won the Philadelphia Catholic League championship.
- As a junior, while attending Dulaney High School in Baltimore, Md., averaged 20.5 points, eight rebounds and six assists per game and led the team to the Class 4A North Region championship.

Season Highlights

- Made his college debut vs. UC Irvine (11/27) playing 2+ minutes.
- Played a season-high five minutes, score his first points & grabbed his first rebound vs. St. Katherine (12/2).
- Picked up his first career assists vs. Saint Mary's (12/22).
- Knocked down the first 3-pointer of his career and set career-highs with two rebounds and three points in a season-high 9 minutes.
- Hit the third FG of his career vs. Wyoming (1/30).
- Attempted a season-high five shots vs. San Jose State (2/8) where he also grabbed the first offensive rebound and the first two steals of his career.

Trending

- Including the San Jose State game (2/10), has appeared in six consecutive games, the longest stretch of his career and has averaged 5.2 minutes in that time frame.

2020-21 GAME-BY-GAME STATISTICS

Opponent	GS	MP	FG	3FG	FT	O-D-R	PF	TP	A	TO	S	B
UCLA		DNP										
UC Irvine	3	0-1	0-1	0-0	0-0-0	1	0	0	0	0	0	0
St. Katherine	5	1-3	0-1	0-0	0-1-1	0	2	0	0	0	0	0
Pepperdine		DNP										
at Arizona State		DNT										
BYU		DNP										
vs. Saint Mary's	1	0-0	0-0	0-0	0-0-0	0	0	1	1	0	0	0
Colorado State		DNP										
Colorado State		DNP										
Nevada		DNP										
Nevada		DNP										
at Utah State		DNP										
at Utah State		DNP										
at Air Force	9	1-1	1-1	0-0	0-2-2	0	3	0	2	0	0	0
at Air Force	4	0-1	0-0	0-0	0-0-0	0	0	0	0	0	0	0
Wyoming	6	0-0	0-0	0-0	0-0-0	2	0	0	0	0	0	0
Wyoming	2	1-2	0-1	0-0	0-1-1	0	2	1	0	0	0	0
vs. New Mexico (Forfeit)												
vs. New Mexico (Forfeit)												
San Jose State	7	0-5	0-3	1-2	1-0-1	1	1	0	0	2	0	0
San Jose State	3	0-3	0-1	0-0	0-0-0	1	0	0	0	1	0	0
at Fresno State		DNP										
at Fresno State		DNP										
Boise State		DNP										
Boise State		DNP										
at UNLV		DNP										
vs. Wyoming		DNP										

MISCELLANEOUS STATS/SAN DIEGO STATE RECORD

Category	2020-21		Career	
	Season Games	SDSU W/L	Games	SDSU W/L
Double-Figure Scoring	0	0-0	0	0-0
15-Point Games	0	0-0	0	0-0
Lead SDSU in Scoring	0	0-0	0	0-0
Lead SDSU in Rebounding	0	0-0	0	0-0
Lead SDSU in Assists	0	0-0	0	0-0
Multiple Steals	1	1-0	1	1-0
One Turnover or Less	8	8-0	8	8-0
Consecutive Games	Current		Long	
Consecutive Games Played	-		6	
Without Fouling Out	9		9*	
Scoring A Point	-		2	
One Turnover or Less	5		5*	

* - Denotes an active streak

EVANS CAREER STATISTICS

Year	G-GS	Min.-Avg.	FG-FGA	Pct.	3P-3PA	Pct.	FT-FTA	Pct.	OR	DR	Reb	Avg.	PF-D	AT	TO	BS	ST	Pts	Avg.
20-21	9-0	41-4.6	3-16	.188	1-8	.125	1-2	.500	1	4	5	0.6	5-0	2	3	0	3	8	0.9

SEASON/CAREER HIGHS

Points

Season 6 vs. Wyoming (1/30/21)

Rebounds

Season 2 at Air Force (1/24/21)

Assists

Season

Field Goals

Season 2 vs. Wyoming (1/30/21)
2 at Air Force (1/24/21)

Field Goals Attempted

Season 3 at Air Force (1/24/21)

Three-Point Field Goals

Season

Three-Point FG Attempted

Season

Free Throws

Season 2 vs. Wyoming (1/30/21)

Free Throws Attempted

Season 2 vs. Wyoming (1/30/21)
2 at Air Force (1/24/21)

Steals

Season

Blocked Shots

Season

Minutes Played

Season 3:44 vs. St. Katherine (12/2/20)



14 • CADE ALGER

FORWARD • 6-9 • 190 • REDSHIRT FRESHMAN - TR
RIPON, CALIF. (RIPON CHRISTIAN HIGH/SEATTLE U)

Quick Hits

- Spent 2019-20 as a redshirt at Seattle U.
- As a high school senior averaged 18.0 points, 13.2 rebounds and 3.0 assists (according to MaxPreps.com) and finished his career with more than 1,000 points.
- Led his team to a 20-11 record, 10-2 in Trans Valley League (TVL) play, and a birth in the CIF state tournament in 2018-19 and a two-time first-team All-TVL selection.
- In his senior year (2018-19) was named a first-team Front Row Preps All-Region and CalHiSports.com All-State performer as well as D5 Scholar Athlete of the Year.
- As a junior, led team to the CIF Sac-Joaquin Division 6 Section championship, was named *Modesto Bee* All-District Team and earned the CIF Sac-Joaquin Sportsmanship Award.
- Named Ripon Christian's team MVP as a sophomore and senior.

Season Highlights

- Made his college debut vs. UC Irvine (11/27) after redshirting at Seattle U in 2019-20.
- Saw a season-high 3:44 of court time vs. St. Katherine (12/2).
- Recorded his first collegiate points at Air Force (1/22).
- Scored a career-best 4 pts and grabbed the first two rebounds of his career at Air Force (1/24).
- Went 2-of-2 from the floor & 2-of-2 from the line against Wyoming (1/30) to set a new career-high w/ 6 pts.

Trending

- Scored in back-to-back games (at Air Force - 1/22 & 1/24) for the first time in his college career.
- Five consecutive appearances (Jan. 22 at Air Force-to-Feb. 8 vs. San Jose State) are a career-high.
- Is shooting 83.3 percent (5-of-6) from the floor in the last five games in which he as appeared.

2020-21 GAME-BY-GAME STATISTICS

Opponent	GS	MP	FG	3FG	FT	O-D-R	PF	TP	A	TO	S	B
UCLA	DNP											
UC Irvine	1	0-0	0-0	0-0	0-0-0	0	0	0	0	0	0	0
St. Katherine	4	0-0	0-0	0-0	0-0-0	0	0	0	1	0	0	0
Pepperdine	DNP											
at Arizona State	DNP											
BYU	DNP											
vs. Saint Mary's	DNP											
Colorado State	DNP											
Colorado State	INJ											
Nevada	INJ											
Nevada	DNP											
at Utah State	DNP											
at Utah State	DNP											
at Air Force	3	1-1	0-0	1-1	0-0-0	0	3	0	0	0	0	0
at Air Force	2	2-3	0-0	0-2	2-0-2	0	4	0	0	0	0	0
Wyoming	3	0-0	0-0	0-0	0-0-0	0	0	0	0	0	0	0
Wyoming	1	2-2	0-0	2-2	0-0-0	1	6	0	0	0	0	0
vs. New Mexico (Forfeit)												
vs. New Mexico (Forfeit)												
San Jose State	2	0-0	0-0	0-0	0-0-0	0	0	0	0	0	0	0
San Jose State	DNP											
at Fresno State	DNP											
at Fresno State	DNP											
Boise State	DNP											
Boise State	DNP											
at UNLV	DNP											
vs. Wyoming	DNP											

MISCELLANEOUS STATS/SAN DIEGO STATE RECORD

Category	2020-21 Season		Career	
	Games	SDSU W/L	Games	SDSU W/L
Double-Figure Scoring	0	0-0	0	0-0
15-Point Games	0	0-0	0	0-0
Lead SDSU in Scoring	0	0-0	0	0-0
Lead SDSU in Rebounding	0	0-0	0	0-0
Lead SDSU in Assists	0	0-0	0	0-0
Multiple Three-Pointers	0	0-0	0	0-0
One Turnover or Less	7	7-0	7	7-0
Consecutive Games	Current	Long		
Consecutive Games Played	-	5		
Without Fouling Out	7	7*		
Scoring A Point	-	2		
At Least One Three-Pointer	-	-		
One Turnover or Less	7	7*		

* - Denotes an active streak

ALGER CAREER STATISTICS

Year	G-GS	Min.-Avg.	FG-FGA	Pct.	3P-3PA	Pct.	FT-FTA	Pct.	OR	DR	Reb	Avg.	PF-D	AT	TO	BS	ST	Pts	Avg.
20-21	7-0	16-2.3	5-6	.833	0-0	.000	3-5	.600	2	0	2	0.3	1-0	0	1	0	0	13	1.9

SEASON/CAREER HIGHS

Points	28 vs. Colorado State (1/4/21)
Career	28 vs. Colorado State (1/4/21)

Rebounds	9 at UNLV (3/3/21)
Season	9 vs. Colorado State (1/4/21)
Career	9 at UNLV (3/3/21)
	9 vs. Colorado State (1/4/21)
	9 vs. UNLV (2/22/20)
	9 at New Mexico (1/29/20)

Assists	4 vs. Wyoming (1/28/21)
Season	4 vs. Wyoming (1/28/21)
Career	4 vs. Wyoming (1/28/21)

Field Goals	9 vs. Colorado State (1/4/21)
Season	9 at Arizona State (12/10/20)
Career	9 vs. Colorado State (1/4/21)
	9 at Arizona State (12/10/20)

Field Goals Attempted	17 vs. San Jose State (2/10/21)
Season	17 at Air Force (1/24/21)
Career	17 vs. San Jose State (2/10/21)
	17 at Air Force (1/24/21)

Three-Point Field Goals	8 vs. Colorado State (1/4/21)
Season	8 vs. Colorado State (1/4/21)
Career	8 vs. Colorado State (1/4/21)

Three-Point FG Attempted	13 vs. San Jose State (2/10/21)
Season	13 at Air Force (1/24/21)
Career	13 vs. San Jose State (2/10/21)
	13 at Air Force (1/24/21)

Free Throws	9 vs. San Jose State (2/8/21)
Season	9 vs. San Jose State (2/8/21)
Career	9 vs. San Jose State (2/8/21)

Free Throws Attempted	9 vs. San Jose State (2/8/21)
Season	9 vs. San Jose State (2/8/21)
Career	9 vs. San Jose State (2/8/21)

Steals	3 vs. San Jose State (2/8/21)
Season	3 at Utah State (1/14/21)
Career	4 vs. Jackson State (11/27/18)

Blocked Shots	1 vs. San Jose State (2/8/21)
Season	1 at Utah State (1/16/21)
	1 vs. Nevada (1/7/21)
Career	1 - 11x, last vs. SJSU (2/8/21)

Minutes Played	36 at Fresno State (2/18/21)
Season	37 at California (12/8/18)
Career	



20 • JORDAN SCHAKEL

GUARD • 6-6 • 200 • SENIOR - 3L

TORRANCE, CALIF. (BISHOP MONTGOMERY HIGH)

2020-21 - second-team All-Mountain West (coaches & media), two-time Mountain West Player of the Week (Dec. 14 & Feb. 15)

2019-20 - Continental Tires Las Vegas Invitational All-Tournament Team

Rankings (as of the start of the Mountain West Tournament)

- **MW** - No. 1 - Three-Point FG Percentage (.464); No. 1 - Three-Point FGM (2.96/g); No. 15 - Scoring (14.42/g)
- **NCAA** - No. 3 - Three-Point FG Percentage (.464); No. 19 - Three-Point FG (71); No. 19 - Three-Point FG per game (2.96); No. 75 - Three-Point FG Attempts (153); No. 206 - Points (346); No. 302 - Points per Game (14.4); No. 330 - Field Goals Made (110)
- **SDSU CAREER** - No. 1 - Free Throw Percentage (.8666); No. 2 - Three-Point FG Percentage (.4260); No. 5 - Three-Point Field Goals (213); No. 5 - Three-Point FG Attempts (500); No. 8 - Conference Victories (47); No. 9 - Victories (87); No. 15 - Games Played (117)
- **SDSU SINGLE SEASON** - No. 6 - Three-Point FG Percentage - (.46.4 in 2021); No. 6 - Three-Point FG Percentage - (.43.6 in 2020); No. 13 - Three-Point FG Percentage - (.41.5 in 2019); No. 11 - Victories (30); No. 11 - Three-Point Field Goals - (71 in 2020 & 2021); No. 18 - Three-Point FG Attempts (163); No. 23 - Three-Point Field Goal Attempts (153 in 2021); No. 27 - Three-Point FG Percentage - (.38.3 in 2018)

Quick Hits

- Pronounced SHACK-ul
- Entering the 2020-21 postseason, 68.5 percent (213-of-311) of career buckets are from three-point range.
- Has hit multiple three pointers in 60 games in his career and the Aztecs are 50-10 in those games.
- A spot-up shooter who can get to the rim and has improved defensively.
- Has reached double figure scoring in 38 of the last 56 games, after reaching that plateau 10 times in the previous 61 games.
- Is just the fifth player in program history to make 200 three pointers in his career.

Season Highlights

- Led team w/ 15 pts vs. No. 22/21 UCLA (11/25). In 31 double digit scoring games, SDSU is 28-3. Sank multiple threes for the 44th time (SDSU is 36-8 in those games).
- Scored 15 or more points 12 times this year and SDSU is 12-0 when he does.
- Set career-highs with 28 points, including hitting a career-best 8 three pointers. The eight threes are the most by an Aztec player since Chase Tapley had eight at Baylor on Nov. 15, 2011, tied for the second most in a game in school history and are the most by any player in the MW this season.
- Led team in assists vs. Nevada (1/7); it was the only time this season and third of his career.
- Led the team with 23 points, including a career-best 9-of-9 from the line vs. San Jose State (2/8).
- His .464 three-point shooting percentage is the highest for a senior in Mountain West history.
- In 21-of-24 games had 1 turnover or less and in those games SDSU was 17-4.
- In his most productive series (vs. San Jose State - 2/8 & 2/10), he averaged 23.5 points on 13-of-27 shooting (.481), 10-of-20 from beyond the arc (.500) & was 11-of-11 from the line.
- Matched his season total from last year with 71 threes, but his did it in 8 fewer games this year.

Trending

- In the last 13 games, averaged 15.9 pts while shooting 67-of-128 (.523) from the floor, 41-of-81 (.506) from the bonus distance, & 32-of-36 from the line (.889).
- With 88 career wins, ranks No. 9 the programs career-wins list and against Saint Mary's (12/22) became the 34th player in program's DI era (1970-71) to appear in 100 contests.
- This season 64.3 percent of his buckets are from the bonus distance (74-of-115) and for his career 68.4 percent of his scoring output had been from beyond the arc (216-of-316).
- At Fresno State (2/18) made 4 two-point buckets and 1 three pointer. It marked just the third time this year (also vs. Pepperdine on 12/6 & Utah State on 1/16) and ninth time, in 118 career games, that he made three-plus more two pointers than three pointers in a game.
- Has been the team's leading scorer in 12-of-25 games this season and in those games SDSU is 12-0.
- Has hit at least one three pointer in each contest in 2020-21, multiple threes in 18 games (SDSU is 16-2 in those games), three or more in 14 games and drained a career-best 8 vs. Colorado State (1/4).
- Has missed only 6 FTs this year (57-of-63) and in the last two seasons has missed only 9 (95-of-104 or 91.3 percent).
- Has progressively increased his scoring average in each of his four seasons.
- Is 7 points from become the 35th player in program history to reach the 1,000-point milestone.

2020-21 GAME-BY-GAME STATISTICS

Opponent	GS	MP	FG	3FG	FT	O-D-R	PF	TP	A	TO	S	B
UCLA	*	32	4-8	3-5	4-4	0-3-3	3	15	0	0	0	0
UC Irvine	*	24	1-7	1-5	0-0	0-2-2	2	3	1	1	1	0
St. Katherine	*	22	4-8	3-6	5-5	0-3-3	1	16	1	1	2	0
Pepperdine	*	31	6-12	1-6	4-5	1-4-5	0	17	0	2	1	0
at Arizona State	*	33	9-15	5-9	2-2	2-4-6	1	25	0	1	2	0
BYU	*	32	1-9	1-5	0-0	1-2-3	2	3	1	1	0	0
vs. Saint Mary's	*	28	2-6	2-5	6-6	0-2-2	0	12	0	1	1	0
Colorado State	*	28	4-11	4-9	0-0	0-5-5	5	12	1	1	2	0
Colorado State	*	28	9-12	8-11	2-2	0-9-9	4	28	3	2	2	0
Nevada	*	33	3-6	2-4	0-0	0-5-5	2	8	3	0	0	1
Nevada	*	31	2-10	1-6	2-3	2-2-4	2	7	2	0	0	0
at Utah State	*	34	3-10	2-6	0-0	0-3-3	1	8	1	0	3	0
at Utah State	*	23	5-9	1-5	0-0	0-3-3	4	11	0	1	0	1
at Air Force	*	24	7-13	3-6	1-2	2-0-2	0	18	1	0	1	0
at Air Force	*	28	8-17	6-13	2-2	0-2-2	4	17	0	1	0	0
Wyoming	*	26	6-11	3-6	1-2	2-4-6	1	16	4	1	1	0
Wyoming	*	24	3-4	2-2	2-2	0-2-2	2	10	0	1	0	0
vs. New Mexico (Forfeit)												
vs. New Mexico (Forfeit)												
San Jose State	*	25	5-10	4-7	9-9	0-3-3	2	23	0	0	3	1
San Jose State	*	29	8-17	6-13	2-2	2-2-4	2	24	2	1	1	0
at Fresno State	*	36	5-10	1-5	2-2	2-2-4	3	13	0	1	1	0
at Fresno State	*	25	5-5	4-4	0-1	1-7-8	1	14	1	0	2	0
Boise State	*	33	1-6	1-2	3-4	2-3-5	2	6	0	3	2	0
Boise State	*	18	4-9	3-7	6-6	0-2-2	4	17	0	1	0	0
at UNLV	*	30	5-8	4-6	2-2	1-8-9	4	16	0	1	1	0
vs. Wyoming	*	34	5-9	3-5	2-2	2-4-6	4	15	0	0	0	0

MISCELLANEOUS STATS/SAN DIEGO STATE RECORD

Category	2020-21 Season Games	SDSU W/L	Career Games	SDSU W/L
Double-Figure Scoring	19	17-2	49	44-5
15-Point Games	13	13-0	21	20-1
Lead SDSU in Scoring	12	12-0	17	16-1
Lead SDSU in Rebounding	4	4-0	11	10-1
Lead SDSU in Assists	1	1-0	3	1-2
Multiple Three-Pointers	18	16-2	61	51-10
One Turnover or Less	22	18-4	106	79-27
Consecutive Games Played	66	66*	69	69*
Without Fouling Out	17	29	29	29
Scoring A Point	25	25*	25	25*
At Least One Three-Pointer	25	25*	25	25*
One Turnover or Less	3	36	36	36

* - Denotes an active streak

SCHAKEL CAREER STATISTICS

Year	G-GS	Min.-Avg.	FG-FGA	Pct.	3P-3PA	Pct.	FT-FTA	Pct.	OR	DR	Reb	Avg.	PF-D	AT	TO	BS	ST	Pts	Avg.
17-18	33-0	455-13.8	33-100	.330	27-78	.346	13-19	.684	18	50	68	2.1	66-1	19	9	3	12	106	3.2
18-19	28-16	651-23.3	63-141	.447	44-106	.431	37-44	.833	21	81	100	3.7	85-5	30	15	4	22	207	7.4
19-20	32-31	849-26.5	105-232	.453	71-163	.436	38-41	.927	22	88	110	3.4	66-1	18	17	2	27	319	10.0
20-21	25-25	712-28.5	115-242	.475	74-158	.468	57-63	.905	20	86	106	4.2	53-1	24	21	3	26	361	14.4
TOTAL	118-72	2,667-22.6	316-715	.442	216-505	.428	145-167	.868	81	305	386	3.3	270-8	91	62	12	87	993	8.4

SEASON/CAREER HIGHS

Points

Season	2 vs. San Jose State (2/8/21) 2 vs. Wyoming (1/28/21)
Career	2 vs. San Jose State (2/8/21) 2 vs. Texas Southern (11/5/19)

Rebounds

Season	1 vs. San Jose State (2/8/21) 1 vs. UC Irvine (11/27/20)
Career	1 vs. San Jose State (2/8/21) 1 vs. UC Irvine (11/27/20)

Assists

Season	1 vs. Wyoming (1/30/21) 1 at Air Force (1/22/21) 1 vs. St. Katherine (12/2/20)
Career	1 vs. Wyoming (1/30/21) 1 at Air Force (1/22/21) 1 vs. St. Katherine (12/2/20) 1 vs. New Mexico (2/11/20) 1 vs. Cal Poly (12/28/19)

Field Goals

Season	1 vs. San Jose State (2/8/21) 1 vs. Wyoming (1/28/21)
Career	1 vs. San Jose State (2/8/21) 1 vs. Wyoming (1/28/21) 1 vs. Texas Southern (11/5/19)

Field Goals Attempted

Season	1 vs. San Jose State (2/8/21) 1 vs. Wyoming (1/28/21) 1 vs. St. Katherine (12/2/20)
Career	2 vs. San Diego Christian (12/18/19) 2 vs. Texas Southern (11/5/19)

Three-Point Field Goals

Season	
Career	

Three-Point FG Attempted

Season	
Career	1 vs. San Diego Christian (12/18/19)

Free Throws

Season	
Career	1 vs. Cal Poly (12/28/19)

Free Throws Attempted

Season	
Career	2 vs. Cal Poly (12/28/19)

Steals

Season	1 vs. San Jose State (2/8/21) 1 vs. Wyoming (1/30/21) 1 at Air Force (1/22/21)
Career	1 vs. San Jose State (2/8/21) 1 vs. Wyoming (1/30/21) 1 at Air Force (1/22/21) 1 vs. Texas Southern (11/5/19)

Blocked Shots

Season	
Career	

Minutes Played

Season	3:44 vs. St. Katherine (12/2/20)
Career	4 vs. San Diego Christian (12/18/19)



21 • JARED BARNETT

GUARD • 6-1 • 145 • SOPHOMORE - SQ
PLAYA VISTA, CALIF. (WESTCHESTER HIGH)

Quick Hits

- Competed in 10 games as a walk-on during the 2019-20 season.
- Was not part of the travel squad during his freshman season.
- As a senior in high school averaged 13.0 points, 6.0 assists and 3.0 rebounds (according to Max-Preps) and guided his team to a 24-5 record and a birth in the Los Angeles City Section finals in 2018-19.
- Earned second-team All-Western League honors his final year at Westchester High School.

Season Highlights

- Made his season debut vs. UC Irvine (11/27) and grabbed his first collegiate rebound.
- In a season-high 3:44 vs. St. Katherine (12/2) picked up his first assist and attempted his first shot of the season.
- Picked up his first steals of the year at Air Force (1/22).
- Sank his first bucket of the season vs. Wyoming (1/28).
- Had an assist & a steal vs. Wyoming (1/30).
- Scored his second bucket of the year vs. San Jose State (2/8) and added a steal and rebound in the game.

Trending

- His five straight appearances (at Air Force on 1/22 through vs. San Jose State on 2/8) mark the longest streak of his career.

2020-21 GAME-BY-GAME STATISTICS

Opponent	GS	MP	FG	3FG	FT	O-D-R	PF	TP	A	TO	S	B
UCLA		DNP										
UC Irvine	1	0-0	0-0	0-0	0-1-1	0	0	0	1	0	0	0
St. Katherine	4	0-1	0-0	0-0	0-0-0	0	0	1	0	0	0	0
Pepperdine		DNP										
at Arizona State		DNT										
BYU		DNP										
vs. Saint Mary's		DNP										
Colorado State		INJ										
Colorado State		INJ										
Nevada		INJ										
Nevada		INJ										
at Utah State		DNP										
at Utah State		DNP										
at Air Force	4	0-0	0-0	0-0	0-0-0	0	0	1	1	1	0	0
at Air Force	2	0-0	0-0	0-0	0-0-0	0	0	0	1	0	0	0
Wyoming	3	1-1	0-0	0-0	0-0-0	0	2	0	0	0	0	0
Wyoming	1	0-0	0-0	0-0	0-0-0	0	0	1	0	1	0	0
vs. New Mexico (Forfeit)												
vs. New Mexico (Forfeit)												
San Jose State	2	1-1	0-0	0-0	0-1-1	0	2	0	0	1	0	0
San Jose State		DNP										
at Fresno State		INJ										
at Fresno State		INJ										
Boise State		DNP										
Boise State		DNP										
at UNLV		DNP										
vs. Wyoming		DNP										

MISCELLANEOUS STATS/SAN DIEGO STATE RECORD

Category	2020-21 Season		Career	
	Games	SDSU W/L	Games	SDSU W/L
Double-Figure Scoring	0	0-0	0	0-0
15-Point Games	0	0-0	0	0-0
Lead SDSU in Scoring	0	0-0	0	0-0
Lead SDSU in Rebounding	0	0-0	0	0-0
Lead SDSU in Assists	0	0-0	0	0-0
Multiple Three-Pointers	0	0-0	0	0-0
One Turnover or Less	7	7-0	17	17-0
Consecutive Games	Current	Long		
Consecutive Games Played	-	5		
Without Fouling Out	17	17*		
Scoring A Point	1	1*		
At Least One Three-Pointer	-	-		
One Turnover or Less	17	17*		

* - Denotes an active streak

BARNETT CAREER STATISTICS

Year	G-GS	Min.-Avg.	FG-FGA	Pct.	3P-3PA	Pct.	FT-FTA	Pct.	OR	DR	Reb	Avg.	PF-D	AT	TO	BS	ST	Pts	Avg.
19-20	10-0	16-1.6	1-6	.167	0-1	.000	1-2	.500	0	0	0	0.0	5-0	2	2	0	1	3	0.3
20-21	7-0	16-2.3	2-3	.667	0-0	.000	0-0	.000	0	2	2	0.3	1-0	3	3	0	3	4	0.6
TOTAL	17-0	32-1.9	3-9	.333	0-1	.000	1-2	.500	0	2	2	0.1	6-0	5	5	0	4	7	0.4

SEASON/CAREER HIGHS

Points

Season	12 vs. San Jose State (2/8/21)
Career	12 vs. San Jose State (2/8/21)

Rebounds

Season	7 vs. San Jose State (2/8/21)
	7 vs. Wyoming (1/28/21)
Career	8 vs. Catholic University (12/12/17)*

Assists

Season	3 vs. UC Irvine (11/27/20)
Career	3 vs. UC Irvine (11/27/20)

Field Goals

Season	5 vs. Pepperdine (12/6/20)
Career	5 vs. Pepperdine (12/6/20)

Field Goals Attempted

Season	7 at Utah State (1/16/21)
Career	7 at Utah State (1/16/21)

Three-Point Field Goals

Season	1 vs. Boise State (2/25/21)
	1 vs. San Jose State (2/10/21)
	1 vs. Colorado State (1/4/21)
	1 vs. Brigham Young (12/18/20)
	1 vs. UC Irvine (11/27/20)
Career	1 vs. Boise State (2/25/21)
	1 vs. San Jose State (2/10/21)
	1 vs. Colorado State (1/4/21)
	1 vs. Brigham Young (12/18/20)
	1 vs. UC Irvine (11/27/20)
	1 vs. Rutgers (12/17/18)*
	1 vs. Minnesota (1/18/18)*
	1 at Michigan (1/15/18)*
	1 at Ohio State (1/11/18)*
	1 vs. Catholic University (12/12/17)*
	1 vs. Gardner-Webb (12/9/17)*
	1 vs. Jackson State (11/20/17)*

Three-Point FG Attempted

Season	3 vs. Boise State (2/25/21)
	3 at Utah State (1/14/21)
	3 vs. UC Irvine (11/27/20)
Career	3 vs. Boise State (2/25/21)
	3 at Utah State (1/14/21)
	3 vs. UC Irvine (11/27/20)

Free Throws

Season	8 vs. San Jose State (2/8/21)
Career	8 vs. San Jose State (2/8/21)

Free Throws Attempted

Season	10 vs. San Jose State (2/8/21)
Career	10 vs. San Jose State (2/8/21)

Steals

Season	3 vs. Pepperdine (12/6/20)
Career	3 vs. Pepperdine (12/6/20)

Blocked Shots

Season	2 vs. Boise State (2/27/21)
	2 at Fresno State (2/20/21)
	2 vs. Saint Mary's (12/22/20)
Career	2 vs. Boise State (2/27/21)
	2 at Fresno State (2/20/21)
	2 vs. Saint Mary's (12/22/20)
	2 vs. Loyola Chicago (12/8/18)*
	2 vs. Wisconsin (2/4/18)*

Minutes Played

Season	22:45 vs. Wyoming (1/30/21)
Career	25 vs. Minnesota (1/18/18)*

*-at Maryland



23 • JOSHUA TOMAIĆ

FORWARD • 6-9 • 230 • SENIOR - TR

LANZAROTE, CANARY ISLANDS, SPAIN (CANARIAS ACADEMY/MARYLAND)

Quick Hits

- Pronounced toe-MY-itch
- When he initially signed with and competed for Maryland, he was reportedly the first Canarian to compete for an NCAA collegiate basketball program.
- Speaks Spanish, English, German and Croatian.
- Has a 7-1 wing span and can play with his back to the basket, step out and hit from long range as well as run the floor.
- A 2020 graduate of Maryland who has one season of eligibility.

Season Highlights

- Made his SDSU debut vs. No. 22/21 UCLA (11/25) & in 15 minutes grabbed 3 rebs, had 1 assist and 1 steal along with 9 pts, his highest point total since he has 11 at Ohio State (1/11/18).
- Reached double figure scoring with 10 pts. vs. Pepperdine (12/6). It was the first time he reached double digits since a game at Ohio State (1-11-18), where he set his career-high w/11.
- Played a season-high 22:45 minutes vs. Wyoming (1/30).
- Set a career-best with 12 points vs. San Jose State (2/8), including going 8-of-10 from the line and equaled his season-high with 7 rebounds.
- Equaled his career-high with two blocks in a game three times in 2020-21 (24 games) & had two blocks in a game twice in his previous 62 games.
- Has obliterated his previous season-highs in nearly every statistical category.

Trending

- In his last 10 games averaged 5.7 pts on 19-of-34 FGs (.559), 4.0 rebs, 0.5 assists & 0.7 blocks.
- In the 25 games of this season he has 120 pts. versus 83 total points in 62 appearances in his three seasons at Maryland and, in two fewer appearances has more than doubled his highest single-season point total (57 pts as a freshman in a career-high 26 games).
- Against San Jose State (2/8), eclipsed his three-year career-point total at Maryland (83 pts in 62 games vs. 91 points in 18 games at San Diego State).
- His .506 FG percentage ranks No. 2 on the team among those with at least double digit FG attempts.
- Has 16 steals in 25 games this year after not recording a steal in 62 games at Maryland.
- Has logged double-digit minutes in 11 straight games, the longest streak of his career and in 23-of-25 games this season after only reaching double figures in 12-of-62 games at Maryland.
- His 27 straight appearances (including his final two games at Maryland) is the longest games played streak of his career.
- Has 12 blocks in the last 19 games, after recording 4 in his previous 42 games.
- In the San Jose State series (2/8 & 2/10) averaged 9.5 pts (5-of-8 FG - .625), 6.5 rebs, 0.5 assists and 0.5 blocks.

2020-21 GAME-BY-GAME STATISTICS

Opponent	GS	MP	FG	3FG	FT	O-D-R	PF	TP	A	TO	S	B
UCLA	15	4-5	0-1	1-1	2-1-3	4	9	1	0	1	0	0
UC Irvine	17	2-4	1-3	0-0	0-1-1	3	5	3	3	1	0	0
St. Katherine	18	0-0	0-0	0-0	0-6-6	2	0	0	0	1	0	0
Pepperdine	14	5-6	0-1	0-0	1-4-5	4	10	0	1	2	0	0
at Arizona State	9	1-4	0-2	1-1	2-0-2	4	3	0	0	1	0	0
BYU	16	1-4	1-2	0-1	0-2-2	1	3	2	0	2	0	0
vs. Saint Mary's	15	2-3	0-0	0-0	0-2-2	3	4	1	1	0	2	0
Colorado State	16	2-3	0-0	0-0	0-3-3	2	4	0	0	1	1	0
Colorado State	16	1-2	1-1	1-2	2-1-3	3	4	1	2	1	1	0
Nevada	14	0-3	0-0	0-0	2-1-3	3	0	0	0	1	0	0
Nevada	12	1-3	0-0	0-0	0-1-1	2	2	1	1	0	0	0
at Utah State	12	1-5	0-3	2-2	2-2-4	1	4	0	1	1	0	0
at Utah State	21	2-7	0-2	1-2	1-2-3	4	5	0	0	0	0	0
at Air Force	9	1-3	0-0	2-4	3-2-5	5	4	1	1	0	0	0
at Air Force	17	3-3	0-0	0-0	2-0-2	1	6	1	0	0	1	0
Wyoming	20	4-6	0-0	0-0	2-5-7	2	8	2	0	0	0	1
Wyoming	23	1-2	0-1	6-7	2-2-4	4	8	1	0	0	0	0
vs. New Mexico (Forfeit)												
vs. New Mexico (Forfeit)												
San Jose State	19	2-4	0-1	8-10	5-2-7	3	12	0	0	0	0	0
San Jose State	16	3-4	1-1	0-0	3-3-6	2	7	1	1	1	1	1
at Fresno State	16	1-2	0-1	0-0	0-3-3	4	2	0	1	1	1	1
at Fresno State	20	1-2	0-0	2-2	1-2-3	4	1	2	0	2	0	2
Boise State	20	3-6	1-3	0-0	3-0-3	3	7	0	1	0	0	0
Boise State	* 19	3-3	0-0	1-2	3-1-4	1	7	0	3	0	2	0
at UNLV	15	1-3	0-0	0-0	1-3-4	3	2	0	1	0	0	0
vs. Wyoming	14	0-2	0-0	0-0	0-1-1	0	0	0	0	1	0	0

MISCELLANEOUS STATS/MARYLAND & SAN DIEGO STATE RECORD

Category	2020-21 Season		Career	
	Games	SDSU W/L	Games	UM & SDSU W/L
Double-Figure Scoring	2	2-0	3	2-1
15+ Point Games	0	0-0	0	0-0
Lead Team in Scoring	0	0-0	0	0-0
Lead Team in Rebounding	1	1-0	3	3-0
Lead Team in Assists	1	1-0	1	1-0
10+ Rebound Games	0	0-0	0	0-0

Consecutive Games	Current	Long
Consecutive Games Played	27	27*
Without Fouling Out	11	75
Scoring A Point	-	14
Double Figure Scoring	-	1
With At Least One Assist	-	4
Consecutive Starts	-	1

* - Denotes an active streak

TOMAIĆ CAREER STATISTICS

Year	G-GS	Min.-Avg.	FG-FGA	Pct.	3P-3PA	Pct.	FT-FTA	Pct.	OR	DR	Reb	Avg.	PF-D	AT	TO	BS	ST	Pts	Avg.
17-18*	26-1	230-8.8	20-31	.645	7-15	.467	10-17	.588	17	30	47	1.8	21-0	8	10	6	0	57	2.2
18-19*	20-1	71-3.6	4-9	.444	0-1	.000	0-1	.000	5	11	16	0.8	11-0	0	5	3	0	8	0.4
19-20*	16-0	54-3.4	8-11	.727	0-2	.000	2-4	.500	4	4	8	0.5	12-0	0	0	1	0	18	1.1
20-21	25-1	399-16.0	45-89	.506	5-22	.227	25-34	.735	36	49	85	3.4	66-1	16	19	12	16	120	4.8
TOTAL	87-3	754-8.7	77-140	.550	12-40	.300	37-56	.661	62	94	156	1.8	110-1	24	34	22	16	203	2.3

* - at Maryland

SEASON/CAREER HIGHS

Points

Season

Rebounds

Season

Assists

Season 1 vs. San Jose State (2/8/21)

Field Goals

Season

Field Goals Attempted

Season 1 vs. Wyoming (1/28/21)

Three-Point Field Goals

Season

Three-Point FG Attempted

Season

Free Throws

Season

Free Throws Attempted

Season

Steals

Season

Blocked Shots

Season

Minutes Played

Season 1:19 vs. San Jose State (2/8/21)



24 • TYLER BROUGHTON

GUARD • 6-4 • 190 • FRESHMAN - HS
LADERA RANCH, CALIF. (TESORO HIGH)

Quick Hits

- Twin brother Triston is a member of the San Diego State men's basketball team.
- A member of the 2019-20 practice squad, helping the team to a 30-2 record, its 12th MW crown and as high as a No. 4 ranking before ending the season at No. 6.
- As a high school senior (2018-19) led the team to the Sea View League (SVL) title averaging 12.0 points and 5.0 assists (according to MaxPreps.com) and named the SVL's Most Valuable Player.
- Competed in CIF Southern Section playoffs in each of his two varsity seasons (2017-18 & 2018-19).
- Competed in the North-South Orange County All-Star basketball game in 2019.
- Son of former NBA player Chris Mills.

Season Highlights

- Made his career debut vs. St. Katherine (12/2) playing one minute.
- Made the second appearance of his career and attempted his first shot of the season vs. Wyoming (1/28).
- Appeared in back-to-back games for the first time in his career vs. Wyoming on 1/28 & 1/30.
- Dished out the first assists of his college career vs. San Jose State (2/8).

Trending

- Appeared in three straight games - vs. Wyoming (1/28) to vs. San Jose State (2/8) - the longest such streak in his college career.

2020-21 GAME-BY-GAME STATISTICS

Opponent	GS	MP	FG	3FG	FT	O-D-R	PF	TP	A	TO	S	B
UCLA												
UC Irvine												
St. Katherine	1	0-0	0-0	0-0	0-0-0	0	0	0	0	0	0	0
Pepperdine												
at Arizona State												
BYU												
vs. Saint Mary's												
Colorado State												
Colorado State												
Nevada												
Nevada												
at Utah State												
at Utah State												
at Air Force												
at Air Force												
Wyoming	1	0-1	0-0	0-0	0-0-0	0	0	0	0	0	0	0
Wyoming	0+	0-0	0-0	0-0	0-0-0	0	0	0	0	0	0	0
vs. New Mexico (Forfeit)												
vs. New Mexico (Forfeit)												
San Jose State	1	0-0	0-0	0-0	0-0-0	0	0	1	0	0	0	0
San Jose State												
at Fresno State												
at Fresno State												
Boise State												
Boise State												
at UNLV												
vs. Wyoming												

MISCELLANEOUS STATS/SAN DIEGO STATE RECORD

Category	2020-21 Season		Career	
	Games	SDSU W/L	Games	SDSU W/L
Double-Figure Scoring	0	0-0	0	0-0
15-Point Games	0	0-0	0	0-0
Lead SDSU in Scoring	0	0-0	0	0-0
Lead SDSU in Rebounding	0	0-0	0	0-0
Lead SDSU in Assists	0	0-0	0	0-0
Multiple Three-Pointers	0	0-0	0	0-0
One Turnover or Less	4	4-0	4	4-0
Consecutive Games	Current	Long		
Consecutive Games Played	-	3		
Without Fouling Out	4	4*		
Scoring A Point	-	-		
At Least One Three-Pointer	-	-		
One Turnover or Less	4	4*		

TYLER BROUGHTON CAREER STATISTICS

Year	G-GS	Min.-Avg.	FG-FGA	Pct.	3P-3PA	Pct.	FT-FTA	Pct.	OR	DR	Reb	Avg.	PF-D	AT	TO	BS	ST	Pts	Avg.
20-21	4-0	3-0.8	0-1	.000	0-0	.000	0-0	.000	0	0	0	0.0	0-0	1	0	0	0	0	0.0

SEASON/CAREER HIGHS

Points

Season	18 vs. Saint Mary's (12/22/20)
Career	18 vs. Saint Mary's (12/22/20)

Rebounds

Season	15 at Arizona State (12/10/20)
Career	15 at Arizona State (12/10/20)

Assists

Season	2 vs. Wyoming (3/11/21)
	2 vs. Colorado State (1/2/21)
Career	4 vs. San José State (3/2/19)

Field Goals

Season	8 vs. Saint Mary's (12/22/20)
Career	8 vs. Saint Mary's (12/22/20)

Field Goals Attempted

Season	12 at Arizona State (12/10/20)
Career	12 at Arizona State (12/10/20)

Three-Point Field Goals

Season	
Career	

Three-Point FG Attempted

Season	2 at Arizona State (12/10/20)
Career	2 at Arizona State (12/10/20)

Free Throws

Season	8 vs. Nevada (1/7/21)
Career	8 vs. Nevada (1/7/21)

Free Throws Attempted

Season	10 vs. Nevada (1/7/21)
Career	10 vs. Nevada (1/7/21)

Steals

Season	3 vs. San Jose State (2/8/21)
	3 at Utah State (1/14/21)
Career	3 vs. San Jose State (2/8/21)
	3 at Utah State (1/14/21)

Blocked Shots

Season	6 vs. Saint Mary's (12/22/20)
Career	6 vs. Saint Mary's (12/22/20)

Minutes Played

Season	27:57 vs. Nevada (1/9/21)
Career	32 vs. Utah State (2/9/19)



31 • NATHAN MENSAH

FORWARD • 6-10 • 230 • JUNIOR - 2L

LABADI, ACCRA, GHANA (FINDLEY PREP (NEV.))

2020-21 - honorable mention All-Mountain West (coaches & media), Mountain West All-Defensive Team (coaches)

Rankings (as of the start of the Mountain West Tournament)

- **MW** - No. 2 - Blocked Shots (1.42/g); No. 8 - Rebounds (6.25/g); No. 8 - Offensive Rebounds (2.08/g); No. 12 - Defensive Rebounds (4.17/g)
- **NCAA** - No. 71 - Blocks (34); No. 89 - Blocks per Game (1.42); No. 214 - Rebounds (150); No. 222 - Offensive Rebounds per Game (2.08); No. 272 - Rebounds per Game (6.20); No. 307 - Double Doubles (2)
- **SDSU CAREER** - No. 10 - Blocked Shots (96)

Quick Hits

- Pronounced MEN-sa
- Started 33 straight games over two seasons before an injury ended his 2019-20 season.
- MW Ranking in 2018-19: 5th in blocks, 10th in offensive rebounds & 16th in rebounds.
- In 2018-19, his 187 total rebounds and 39 blocks rank eighth and fourth, respectively, in SDSU's Division I freshman history.
- Was on pace to set career-high in nearly every statistical category before his season came to an end after 13 games in 2019-20.

Season Highlights

- Made his first appearance since Dec. 18, 2019 & led the team w/ 7 rebs. vs. No. 22/21 UCLA (11/25) and hoisted the first three-pointer of his career.
- Enjoyed the best overall game of his career with 17 pts & 15 rebs at Arizona State (12/10).
- Recorded a career-high 18 points vs. Saint Mary's (12/22) on 8-of-9 shooting from the floor and 2-of-2 from the line and blocked a career-best 6 shots.
- Is one of three players in Div. I, to record at least 18 points, 13 rebounds and 6 blocks in a game this season (vs. Saint Mary's on 12/22) and among the three had the best shooting .889 (8-of-9 FGs) & free throw percentage 1.000 (2-of-2).
- In the eight-game stretch from 12/10 (at Arizona State) to 1/14 (at Utah State) he had 6 double digit scoring efforts an averaged 12.8 pts (39-of-59 FGs - .661), 8.1 rebs, 2.6 blocks & 1.0 assists.
- Led the team in rebounds nine times and SDSU was 7-2 in those games.
- Scored in double figures nine times this year (24 games) vs. 10 times in the previous 47 contests.

Trending

- Scored in double figures in the four games from Jan. 4 (vs. CSU) to Jan. 14 (at USU), the longest such streak in his college career & his 55 points over that span (13.8 ppg) are the highest four-game output of his career.
- Averages 11.9 rebounds per 40 minutes played for his career (431 rebs in 1,445 minutes).
- Has 32 blocked shots in the last 21 games (1.5/g), is averaging 1.4 per game this season and is one of two players in the MW who have recorded at least three blocks in a game this season (Utah State's Neemias Queta). Mensah has done it eight times this season.
- His 44 total rebounds over the five games from Dec. 2 - Dec. 22 are the most in a five game stretch in his college career.
- 96 career blocked shots rank No. 10 on the program's career list.
- In the last 12 games is shooting 55.4 percent (31-of-56).
- Had a streak of 11 straight games with at least one block, from Dec. 2, 2020 to Jan. 16, 2021, which equaled his career-best streak from Nov. 13-Dec. 28, 2019.

2020-21 GAME-BY-GAME STATISTICS

Opponent	GS	MP	FG	3FG	FT	O-D-R	PF	TP	A TO	S	B
UCLA	*	19	2-5	0-1	0-0	1-6-7	4	4	1	0	1
UC Irvine	*	19	4-7	0-0	1-3	3-2-5	2	9	1	0	1
St. Katherine	*	18	3-6	0-0	3-4	2-5-7	0	9	0	0	1
Pepperdine	*	21	2-4	0-0	2-2	2-4-6	2	6	0	1	1
at Arizona State	*	27	7-12	0-2	3-4	4-11-15	3	17	1	1	3
BYU	*	24	2-2	0-0	4-5	1-2-3	5	8	1	1	0
vs. Saint Mary's	*	25	8-9	0-0	2-2	3-10-13	2	18	1	2	0
Colorado State	*	24	1-3	0-0	2-4	1-3-4	1	4	2	0	1
Colorado State	*	24	5-6	0-0	1-4	3-5-8	4	11	0	2	3
Nevada	*	26	4-7	0-0	8-10	1-6-7	4	16	1	2	1
Nevada	*	28	6-11	0-0	3-6	4-2-6	1	15	1	2	1
at Utah State	*	25	6-9	0-0	1-2	3-6-9	1	13	1	5	3
at Utah State	*	21	1-5	0-0	1-5	2-3-5	2	3	0	1	0
at Air Force	*	16	5-6	0-0	3-5	3-4-7	4	13	0	3	1
at Air Force	*	14	1-2	0-0	3-5	1-2-3	1	5	0	4	0
Wyoming	*	17	2-4	0-0	0-0	0-5-5	1	4	0	2	0
Wyoming	*	13	4-5	0-0	0-0	1-0-1	4	8	0	0	0
vs. New Mexico (Forfeit)											
vs. New Mexico (Forfeit)											
San Jose State	*	22	5-11	0-0	2-3	7-2-9	2	12	0	2	3
San Jose State	*	20	2-4	0-0	0-2	1-4-5	0	4	1	0	0
at Fresno State	*	24	1-5	0-0	0-0	1-7-8	4	2	1	1	0
at Fresno State	*	17	1-1	0-0	1-2	0-1-1	4	3	0	1	0
Boise State	*	25	2-3	0-0	1-2	1-6-7	3	5	0	0	0
Boise State	*	21	4-7	0-0	0-0	2-1-3	2	8	0	4	1
at UNLV	*	20	4-6	0-0	6-6	3-3-6	3	14	0	1	0
vs. Wyoming	*	26	0-2	0-0	1-2	0-5-5	4	1	2	0	0

MISCELLANEOUS STATS/SAN DIEGO STATE RECORD

Category	2020-21 Season		Career	
	Games	SDSU W/L	Games	SDSU W/L
Double-Figure Scoring	9	8-1	19	17-2
15-Point Games	4	4-0	5	5-0
Double-Doubles	2	2-0	5	5-0
10-Rebounding Games	2	2-0	9	9-0
Lead SDSU in Scoring	2	1-1	3	2-1
Lead SDSU in Rebounding	9	7-2	23	18-5
Lead SDSU in Assists	0	0-0	0	0-0
One Turnover or Less	16	13-3	54	40-14

Consecutive Games	Current	Long
Double-Figure Scoring	-	4
Double-Figure Rebounding	-	2
Consecutive Games Played	25	47
Without Fouling Out	19	22
Scoring A Point	33	33*
One Turnover or Less	7	15

* - Denotes an active streak

MENSAH CAREER STATISTICS

Year	G-GS	Min.-Avg.	FG-FGA	Pct.	3P-3PA	Pct.	FT-FTA	Pct.	OR	DR	Reb	Avg.	PF-D	AT	TO	BS	ST	Pts	Avg.
18-19	34-20	642-18.9	72-133	.541	0-0	.000	46-65	.708	80	107	187	5.5	94-4	20	22	39	9	190	5.6
19-20	13-13	263-20.2	37-60	.617	0-0	.000	16-25	.640	27	62	89	6.8	30-0	4	14	22	10	90	6.9
20-21	25-24	539-21.6	82-142	.577	0-3	.000	48-78	.615	50	105	155	6.2	63-1	14	30	35	14	212	8.5
TOTAL	72-57	1,445-20.1	191-335	.570	0-3	.000	110-168	.655	157	274	431	6.0	187-5	38	66	96	33	492	6.8

SEASON/CAREER HIGHS

Points

Season

Rebounds

Season

Assists

Season

Field Goals

Season

Field Goals Attempted

Season

Three-Point Field Goals

Season

Three-Point FG Attempted

Season

Free Throws

Season

Free Throws Attempted

Season

Steals

Season

Blocked Shots

Season

Minutes Played

Season



32 • DEREK MORHAR

GUARD • 6-5 • 165 • FRESHMAN - HS
CALABASAS, CALIF. (CALABASAS HIGH)

Quick Hits

- Pronounced MORE-har.
- Earned high school team's Most Valuable Player as a senior, averaging 17.6 points and 5.5 rebounds, and was twice named the team's Most Improved Player (as a sophomore and a junior).
- A first-team All-Marmonte League performer and Ventura County Basketball Coaches Association all-county selection as a senior.
- Won the Marmonte League championship as a junior, with a 7-1 conference record and competed in the CIF Southern Section playoffs.

2020-21 GAME-BY-GAME STATISTICS

Opponent	GS	MP	FG	3FG	FT	O-D-R	PF	TP	A	TO	S	B
UCLA												
UC Irvine												
St. Katherine												
Pepperdine												
at Arizona State												
BYU												
vs. Saint Mary's												
Colorado State												
Colorado State												
Nevada												
Nevada												
at Utah State												
at Utah State												
at Air Force												
at Air Force												
Wyoming												
Wyoming												
vs. New Mexico (Forfeit)												
vs. New Mexico (Forfeit)												
San Jose State												
San Jose State												
at Fresno State												
at Fresno State												
Boise State												
Boise State												
at UNLV												
vs. Wyoming												

MISCELLANEOUS STATS/SAN DIEGO STATE RECORD

Category	2020-21 Season		Career	
	Games	SDSU W/L	Games	SDSU W/L
Double-Figure Scoring	0	0-0	0	0-0
15-Point Games	0	0-0	0	0-0
Lead SDSU in Scoring	0	0-0	0	0-0
Lead SDSU in Rebounding	0	0-0	0	0-0
Lead SDSU in Assists	0	0-0	0	0-0
Multiple Three-Pointers	0	0-0	0	0-0
One Turnover or Less	0	0-0	0	0-0

Consecutive Games	Current	Long
Consecutive Games Played	-	-
Without Fouling Out	-	-
Scoring A Point	-	-
At Least One Three-Pointer	-	-
One Turnover or Less	-	-

MORHAR CAREER STATISTICS

Year	G-GS	Min.-Avg.	FG-FGA	Pct.	3P-3PA	Pct.	FT-FTA	Pct.	OR	DR	Reb	Avg.	PF-D	AT	TO	BS	ST	Pts	Avg.
20-21	0-0	0-0.0	0-0	.000	0-0	.000	0-0	.000	0	0	0	0.0	0-0	0	0	0	0	0	0.0 0-0

SEASON/CAREER HIGHS

Points

Season	14 at Air Force (1/22/21)
Career	14 at Air Force (1/22/21)

Rebounds

Season	7 vs. UC Irvine (11/27/20)
Career	6 vs. Nevada (1/18/20) 6 vs. Grand Canyon (11/13/19)

Assists

Season	3 vs. Pepperdine (12/6/20)
Career	3 vs. Pepperdine (12/6/20) 3 at UNLV (3/14/19) 3 at Utah State (2/26/19) 3 at Colorado State (2/12/19)

Field Goals

Season	5 at Air Force (1/22/21)
Career	5 at Air Force (1/22/21)

Field Goals Attempted

Season	9 vs. UCLA (11/25/20)
Career	9 vs. UCLA (11/25/20) 9 at BYU (11/9/19)

Three-Point Field Goals

Season	1 vs. Nevada (1/7/21) 1 vs. Pepperdine (12/6/20)
Career	1 vs. Nevada (1/7/21) 1 vs. Pepperdine (12/6/20) 1 vs. UNLV (1/26/19) 1 vs. New Mexico (1/15/19) 1 vs. Brown (12/29/18)

Three-Point FG Attempted

Season	3 vs. Pepperdine (12/6/20)
Career	3 vs. Pepperdine (12/6/20)

Free Throws

Season	4 at Air Force (1/22/21) 4 vs. UC Irvine (11/27/20)
Career	4 at Air Force (1/22/21) 4 vs. UC Irvine (11/27/20) 4 vs. Brown (12/29/18)

Free Throws Attempted

Season	8 vs. UC Irvine (11/27/20)
Career	8 vs. UC Irvine (11/27/20)

Steals

Season	3 at Air Force (1/22/21) 3 vs. Brigham Young (12/18/20)
Career	4 at Colorado State (2/12/19)

Blocked Shots

Season	2 vs. Nevada (1/9/21)
Career	2 vs. Nevada (1/9/21) 2 vs. Utah State (3/7/20) 2 at UNLV (3/14/19) 2 at Utah State (2/26/19) 2 vs. Air Force (1/30/19) 2 vs. CSUN (1/1/19)

Minutes Played

Season	25:45 vs. Pepperdine (12/6/20)
Career	26 at Utah State (2/26/19) 26 vs. Nevada (2/20/19)



33 • AGUEK AROP

FORWARD • 6-6 • 220 • JUNIOR - 2L
OMAHA, NEB. (OMAHA SOUTH HIGH)

Rankings

- **MW** - No. 13 - Offensive Rebounds (1.61/g)

Quick Hits

- Pronounced uh-GWUK uh-ROPE
- Appeared in 53 games, all off the bench, in his first two years and has seven starts in 18 games this season.
- Totaled 133 rebounds in his first two seasons (671 minutes) for an average of 7.93 boards per 40 minutes played.
- Named the 2016 Nebraska Gatorade Player of the Year after leading Omaha South Prep to a Class A state title and a 28-1 record as a junior in high school.
- A 6-6 forward with a 7-1 wingspan who is pound-for-pound the strongest player on the team.

Season Highlights

- Got his first career start vs. No. 22/21 UCLA (11/25) where he equaled career bests with 4 FG & 9 FGA. Reached double figures for the first time in the preceding 39 games (10 pts. vs. New Mexico on 1-15-18).
- Led the team with 7 rebs. vs. UC Irvine (11/27), the first time in his then 55-game career that he paced the team in the category for a game.
- Grabbed more offensive rebounds than defensive boards in 8 games this season.
- Returned to the starting line up at Utah State (1/16) after a four-game hiatus as a starter.
- Totaled a career-high 14 points and equaled a season-best with 3 steals at Air Force (1/22).
- In the seven game stretch from 1/4 (vs. Colorado State) to 1/24 at Air Force shot 60.9 percent (14-of-23 FGs).
- At Air Force (1/22 & 1/24) averaged 10.0 pts (7-of-9 FG, .778), totaled 5 offensive rebs, with 3 steals and a block.

Trending

- In the last 12 contests, has gone 21-of-34 (.618) from the floor. In his first six appearances of the year, he was 11-of-33 (.333) on field goal attempts.
- In 8-of-18 appearances this season he has recorded more offensive than defensive rebounds.
- In his last 39 games has 53 offensive & 39 defensive rebounds.
- Is the only player on the team with more offensive (29) than defensive rebounds (16) in 2020-21.

2020-21 GAME-BY-GAME STATISTICS

Opponent	GS	MP	FG	3FG	FT	O-D-R	PF	TP	A	TO	S	B
UCLA	*	24	4-9	0-2	2-2	3-1-4	2	10	1	0	0	0
UC Irvine	*	23	0-3	0-0	4-8	3-4-7	4	4	2	1	1	0
St. Katherine												
Pepperdine	*	26	3-7	1-3	1-2	3-1-4	3	8	3	1	2	0
at Arizona State	*	18	2-4	0-0	0-3	2-1-3	3	4	2	4	0	0
BYU	*	21	1-5	0-2	0-0	2-2-4	1	2	0	3	3	0
vs. Saint Mary's	*	19	1-5	0-1	0-0	0-0-0	0	2	1	0	0	0
Colorado State												
Colorado State		6	1-2	0-0	0-0	0-0-0	3	2	0	2	1	0
Nevada		8	2-3	1-2	0-0	0-1-1	0	5	1	0	0	0
Nevada		15	3-4	0-0	0-0	0-0-0	2	6	0	0	1	2
at Utah State		20	1-4	0-2	0-1	2-0-2	2	2	0	2	0	0
at Utah State	*	13	0-1	0-0	0-0	0-3-3	3	0	1	1	1	0
at Air Force		10	5-5	0-0	4-6	2-0-2	1	14	0	0	3	1
at Air Force		11	2-4	0-0	2-2	3-0-3	3	6	0	1	0	0
Wyoming												
Wyoming												
vs. New Mexico (Forfeit)												
vs. New Mexico (Forfeit)												
San Jose State		10	3-4	0-0	0-2	5-0-5	3	6	0	0	1	0
San Jose State		19	2-3	0-1	0-2	3-3-6	4	4	1	0	0	0
at Fresno State												
at Fresno State		7	1-1	0-0	2-2	0-0-0	2	4	0	0	0	0
Boise State		5	0-1	0-0	0-0	0-0-0	1	0	0	0	0	0
Boise State		5	1-2	0-0	0-0	1-0-1	3	2	0	1	0	0
at UNLV												
at UNLV												
vs. Wyoming												

MISCELLANEOUS STATS/SAN DIEGO STATE RECORD

Category	2020-21 Season		Career	
	Games	SDSU W/L	Games	SDSU W/L
Double-Figure Scoring	2	2-0	4	3-1
15-Point Games	0	0-0	0	0-0
Led SDSU in Scoring	0	0-0	0	0-0
Led SDSU in Rebounding	2	1-1	2	1-1
Led SDSU in Assists	1	1-0	3	2-1
Multiple Steals	3	2-1	5	4-1
One Turnover or Less	14	13-1	55	40-15
Consecutive Games	Current	Long		
Consecutive Games Played	3	17		
Without Fouling Out	69	69*		
Scoring A Point	1	16		
One Turnover or Less	8	12		

* - Denotes an active streak

AROP CAREER STATISTICS

Year	G-GS	Min.-Avg.	FG-FGA	Pct.	3P-3PA	Pct.	FT-FTA	Pct.	OR	DR	Reb	Avg.	PF-D	AT	TO	BS	ST	Pts	Avg.
18-19	31-0	453-14.6	37-83	.446	3-15	.200	19-31	.613	34	49	83	2.7	48-1	30	26	18	17	96	3.1
19-20	22-0	218-9.9	32-64	.500	0-6	.000	5-8	.625	26	24	50	2.3	23-0	8	13	5	8	69	3.1
20-21	18-7	260-14.4	32-67	.478	2-13	.154	15-30	.500	29	16	45	2.5	40-0	12	16	3	13	81	4.5
TOTAL	71-7	931-13.1	101-214	.472	5-34	.147	39-69	.565	89	89	178	2.5	111-1	50	55	26	38	246	3.5

SEASON/CAREER HIGHS

Points

Season

Rebounds

Season

Assists

Season

Field Goals

Season

Field Goals Attempted

Season

Three-Point Field Goals

Season

Three-Point FG Attempted

Season

Free Throws

Season

Free Throws Attempted

Season

Steals

Season

Blocked Shots

Season

Minutes Played

Season 1:19 vs. San Jose State (2/8/21)



42 • TRISTON BROUGHTON

GUARD • 6-4 • 190 • FRESHMAN - HS
LADERA RANCH, CALIF. (TESORO HIGH)

Quick Hits

- Twin brother Tyler is a member of the San Diego State men's basketball team.
- A member of the 2019-20 practice squad, helping the team to a 30-2 record, its 12th MW crown and as high as a No. 4 ranking before ending the season at No. 6.
- Named an All-Sea View League performer as a sophomore, junior and senior.
- Helped lead the team to the Sea View League championship as a senior (2018-19) averaging 17.0 points, 6.0 rebounds and 4.0 assists per game.
- Competed in the CIF Southern Section playoffs in each of his three varsity seasons.
- Member of the championship team at the 2018 So Cal Elite Gary Raya Classic where he earned all-tournament honors.
- A three-year team captain.
- Son of former NBA player Chris Mills.

Season Highlights

- Made his career debut vs. St. Katherine (12/2).
- Made the second appearance of his career vs. Wyoming (1/28).
- Appeared in back-to-back games for the first time in his career vs. Wyoming on 1/28 & 1/30.

Trending

- Appeared in three straight games - vs. Wyoming (1/28) to vs. San Jose State (2/8) - the longest such streak in his college career.

2020-21 GAME-BY-GAME STATISTICS

Opponent	GS	MP	FG	3FG	FT	O-D-R	PF	TP	A	TO	S	B
UCLA		DNP										
UC Irvine		DNP										
St. Katherine	1	0-0	0-0	0-0	0-0-0	0	0	0	0	0	0	0
Pepperdine		DNP										
at Arizona State		DNT										
BYU		DNP										
vs. Saint Mary's		DNT										
Colorado State		DNP										
Colorado State		DNP										
Nevada		DNP										
Nevada		DNP										
at Utah State		DNT										
at Utah State		DNT										
at Air Force		DNT										
at Air Force		DNT										
Wyoming	1	0-0	0-0	0-0	0-0-0	0	0	0	0	0	0	0
Wyoming	0+	0-0	0-0	0-0	0-0-0	0	0	0	0	0	0	0
vs. New Mexico (Forfeit)												
vs. New Mexico (Forfeit)												
San Jose State	1	0-0	0-0	0-0	0-0-0	0	0	0	0	0	0	0
San Jose State		DNP										
at Fresno State		DNT										
at Fresno State		DNT										
Boise State		DNP										
Boise State		DNP										
at UNLV		DNT										
vs. Wyoming		DNT										

MISCELLANEOUS STATS/SAN DIEGO STATE RECORD

Category	2020-21 Season		Career	
	Games	SDSU W/L	Games	SDSU W/L
Double-Figure Scoring	0	0-0	0	0-0
15-Point Games	0	0-0	0	0-0
Lead SDSU in Scoring	0	0-0	0	0-0
Lead SDSU in Rebounding	0	0-0	0	0-0
Lead SDSU in Assists	0	0-0	0	0-0
Multiple Three-Pointers	0	0-0	0	0-0
One Turnover or Less	3	3-0	3	3-0
Consecutive Games	Current	Long		
Consecutive Games Played	-	3		
Without Fouling Out	4	4*		
Scoring A Point	-	-		
At Least One Three-Pointer	-	-		
One Turnover or Less	4	4*		

TRISTON BROUGHTON CAREER STATISTICS

Year	G-GS	Min.-Avg.	FG-FGA	Pct.	3P-3PA	Pct.	FT-FTA	Pct.	OR	DR	Reb	Avg.	PF-D	AT	TO	BS	ST	Pts	Avg.
20-21	4-0	3-0.8	0-0	.000	0-0	.000	0-0	.000	0	0	0	0.0	0-0	0	0	0	0	0	0.0

Mountain West Tournament

2000 | Seed: #8

Quarters M.9 Las Vegas, Nev. (TM) (#1) UNLV L 72-77

2001 | Seed: #7

Quarters M.8 Las Vegas, Nev. (TM) (#3) Wyoming L 58-73

2002 | Seed: #5 | Mountain West Champion

Quarters M.7 Las Vegas, Nev. (TM) (#4) BYU W 62-51
 Semis M.8 Las Vegas, Nev. (TM) (#1) Wyoming W 70-69
 Champ M.9 Las Vegas, Nev. (TM) (#3) UNLV W 78-75

2003 | Seed: #5

Quarters M.13 Las Vegas, Nev. (TM) (#4) UNLV L 67-83

2004 | Seed: #6

Quarters M.11 Denver, Colo. (PC) (#3) Utah L 69-75

2005 | Seed: #6

Quarters M.10 Denver, Colo. (PC) (#3) Air Force W 73-68
 Semis M.11 Denver, Colo. (PC) (#2) New Mexico L 67-77

2006 | Seed: #1 | Mountain West Champion

Quarters M.9 Denver, Colo. (PC) (#8) Colorado State W 64-52
 Semis M.10 Denver, Colo. (PC) (#4) UNLV W 63-60
 Champ M.11 Denver, Colo. (PC) (#7) Wyoming ot-W 69-64

2007 | Seed: #3

Quarters M.8 Las Vegas, Nev. (TM) (#6) Colorado State L 64-69

2008 | Seed: #4

Quarters M.13 Las Vegas, Nev. (TM) (#5) Air Force W 53-49
 Semis M.14 Las Vegas, Nev. (TM) (#1)(24/23) BYU L 54-63

2009 | Seed: #4

Quarters M.12 Las Vegas, Nev. (TM) (#5) UNLV W 71-57
 Semis M.13 Las Vegas, Nev. (TM) (#1)(25/-) BYU W 64-62
 Champ M.14 Las Vegas, Nev. (TM) (#2) Utah L 50-52

2010 | Seed: #4 | Mountain West Champion

Quarters M.11 Las Vegas, Nev. (TM) (#5) Colorado State W 72-71
 Semis M.12 Las Vegas, Nev. (TM) (#1)(8/8) New Mexico W 72-69
 Champ M.13 Las Vegas, Nev. (TM) (#3) UNLV W 55-45

2011 | Seed: #2 | Mountain West Champion

Quarters M.10 Las Vegas, Nev. (TM) (#7) Utah W 64-50
 Semis M.11 Las Vegas, Nev. (TM) (#3) UNLV W 74-72
 Champ M.12 Las Vegas, Nev. (TM) (#1)(8/8) BYU W 72-54

2012 | Seed: #1

Quarters M.8 Las Vegas, Nev. (TM) (#8) Boise State W 65-62
 Semis M.9 Las Vegas, Nev. (TM) (#4) Colorado State W 79-69
 Champ M.10 Las Vegas, Nev. (TM) (#2) New Mexico L 59-68

2013 | Seed: #4

Quarters M.13 Las Vegas, Nev. (TM) (#5) Boise State W 73-67
 Semis M.14 Las Vegas, Nev. (TM) (#1)(15/14) New Mexico L 50-60

2014 | Seed: #1

Quarters M.13 Las Vegas, Nev. (TM) (#8) Utah State W 73-39
 Semis M.14 Las Vegas, Nev. (TM) (#4) UNLV W 59-51
 Champ M.15 Las Vegas, Nev. (TM) (#2) (20/20) New Mexico L 58-64

2015 | Seed: #2

Quarters M.12 Las Vegas, Nev. (TM) (#7) UNLV W 67-64
 Semis M.13 Las Vegas, Nev. (TM) (#3) Colorado State W 56-43
 Champ M.14 Las Vegas, Nev. (TM) (#4) Wyoming L 43-45

2016 | Seed: #1

Quarters M.10 Las Vegas, Nev. (TM) (#9) Utah State W 71-65
 Semis M.11 Las Vegas, Nev. (TM) (#5) Nevada W 67-55
 Champ M.12 Las Vegas, Nev. (TM) (#2) Fresno State L 63-68

2017 | Seed: #6

Opening M.8 Las Vegas, Nev. (TM) (#11) UNLV ot-W 62-52
 Quarters M.9 Las Vegas, Nev. (TM) (#3) Boise State W 87-68
 Semis M.10 Las Vegas, Nev. (TM) (#2) Colorado State L 63-71

2018 | Seed: #5 | Mountain West Champion

Quarters M.8 Las Vegas, Nev. (TM) (#4) Fresno State W 64-52
 Semis M.9 Las Vegas, Nev. (TM) (#1) (22/22) Nevada W 90-73
 Champ M.10 Las Vegas, Nev. (TM) (#3) New Mexico W 82-75

2019 | Seed: #4

Quarters M.14 Las Vegas, Nev. (TM) (#5) UNLV W 63-55
 Semis M.15 Las Vegas, Nev. (TM) (#1) (14/17) Nevada W 65-56
 Champ M.16 Las Vegas, Nev. (TM) (#2) (rv/rv) Utah State L 57-64

2020 | Seed: #1

Quarters M.4 Las Vegas, Nev. (TM) (#9) Air Force W 73-60
 Semis M.5 Las Vegas, Nev. (TM) (#5) Boise State W 81-68
 Champ M.6 Las Vegas, Nev. (TM) (#2) Utah State L 56-59

2021 | Seed: #1

Quarters M.11 Las Vegas, Nev. (TM) (#8) Wyoming W 69-66
 Semis M.12 Las Vegas, Nev. (TM) (#5) Nevada

AA - Arena-Auditorium (Laramie, Wyo.); DC - Delta Center (Salt Lake City, Utah); HA - Don Haskins Center (El Paso, Texas); HC - Huntsman Center (Salt Lake City, Utah); MC - Marriott Center (Provo, Utah); PC - Pepsi Center (Denver, Colo.); PI - The Pit (Albuquerque, N.M.); TM - Thomas & Mack Center (Las Vegas, Nev.).

MW Tournament Composite

School	W	L	Pct.	OR	QF	SF	CH	SD vs.
Utah State	12	5	.706	4-0	4-4	2-1	2-0	2-2
San Diego State	35	16	.686	1-0	17-5	12-4	5-7	-
UNLV	28	18	.609	4-1	13-7	8-5	3-5	6-5
New Mexico	20	18	.526	2-3	8-11	6-2	4-2	2-4
Nevada	7	7	.500	0-3	5-1	1-3	1-0	3-0
Fresno State	7	8	.467	2-1	3-5	1-2	1-0	1-1
Colorado State	15	20	.429	3-5	9-8	2-6	1-1	3-3
Wyoming	15	21	.417	5-6	8-8	2-6	1-1	4-1
Boise State	5	9	.357	2-0	3-8	0-3	0-0	5-0
Air Force	6	22	.214	6-4	0-17	0-0	0-0	2-0
San Jose State	0	7	.000	0-7	0-0	0-0	0-0	0-0

SDSU Record by MW Seed

SDSU Seed	Opponent Seed												
Seed Yrs.	W-L	CH	1	2	3	4	5	6	7	8	9	10	11
No. 1	6	12-4	1	-	0-4	3-0	2-0	-	1-0	4-0	2-0	-	-
No. 2	2	5-1	1	1-0	-	2-0	0-1	-	2-0	-	-	-	-
No. 3	1	0-1	-	0-1	-	-	-	0-1	-	-	-	-	-
No. 4	5	9-4	1	3-1	0-2	1-0	-	5-0	-	-	-	-	-
No. 5	3	6-1	2	2-0	-	2-0	2-1	-	-	-	-	-	-
No. 6	3	3-3	-	0-2	2-1	-	-	-	-	-	-	-	1-0
No. 7	1	0-1	-	-	0-1	-	-	-	-	-	-	-	-
No. 8	1	0-1	-	0-1	-	-	-	-	-	-	-	-	-
Totals	22	35-16	5	6-3	0-8	7-2	5-2	7-0	0-1	3-0	4-0	2-0	0-0

Individual Mountain West Tournament Career Records

Points

152 by Malik Pope, 2015-18 (12 games)

Scoring Average

20.4 by Brandon Heath, 2004-07 (7 games)

Rebounds

73 by Marcus Slaughter, 2004-06 (6 games)

Rebound Average

12.2 by Marcus Slaughter, 2004-06 (6 games)

Assists

31 by Richie Williams, 2006-09 (9 games)

Assist Average

4.3 by Lorenzo Wade, 2007-09 (6 games)

Minutes Played

347 by D.J. Gay, 2008-11 (11 games)

Average Minutes Played

36.6 by Brandon Heath, 2004-07 (7 games)

Field Goals

57 by Malik Pope, 2015-18 (12 games)

Free Throws

40 by Trey Kell, 2015-18 (12 games), Marcus Slaughter, 2004-06 (6 games)

Three-Point Field Goals

22 by Chase Tapley, 2010-13 (11 games)

Blocked Shots

22 by Skylar Spencer, 2013-16 (11 games)

Steals

Mountain West Tournament Game Records/Superlatives

Individual

Points Scored

28, Trey Kell vs. New Mexico, 3-10-18
 Billy White vs. New Mexico, 3-12-10
 Brandon Heath vs. Air Force, 3-10-05

Field Goals

11, Billy White vs. New Mexico, 3-12-10

Field Goals Attempted

27, Brandon Heath vs. Wyoming, 3-11-06

Highest Field Goal Percentage (min. 5 made)

.875 (7-8), Max Hoetzel vs. Boise State, 3-9-17
 Jerome Habel vs. Colorado State, 3-8-07

3-Point Field Goals

5, Aqeel Quinn at UNLV, 3-12-15
 Chase Tapley vs. New Mexico, 3-10-12
 Brandon Heath vs. Colorado State, 3-8-07

3-Point Field Goals Attempted

10, Brandon Heath vs. Colorado State, 3-8-07

3-Point Field Goal Percentage (min. 3 made)

.833 (5-6), Max Hoetzel vs. Boise State, 3-9-17
 Aqeel Quinn at UNLV, 3-12-15

Free Throws

11, Lorenzo Wade vs. Brigham Young, 3-13-09

Free Throws Attempted

13, Marcus Slaughter vs. Wyoming, 3-11-06

Free-Throw Percentage (min. 5 made)

1.000 (11-11), Lorenzo Wade vs. BYU, 3-13-09
 (10-10), Brandon Heath vs. Air Force, 3-10-05
 (7-7), Billy White vs. BYU, 3-12-11
 (6-6), JJ O'Brien at UNLV, 3-12-15
 Mike Mackell vs. UNLV, 3-7-02
 (5-5), Devin Watson vs. Nevada, 3-9-18
 Xavier Thames at UNLV, 3-14-14
 Billy White vs. New Mexico, 3-12-10

Offensive Rebounds

8, Marcus Slaughter vs. Colorado State, 3-9-06

Defensive Rebounds

14, Kawhi Leonard at UNLV, 3-13-10

Total Rebounds

21, Kawhi Leonard at UNLV, 3-13-10

Assists

9, Lorenzo Wade vs. Colorado State, 3-8-07

Blocked Shots

5, Valentine Izundu at UNLV, 3-8-17

Steals

6, Josh Davis vs. Utah State, 3-13-14

Minutes Played

41, Brandon Heath vs. Wyoming, 3-11-06

Team

Points Scored

90, vs. Nevada, 3-9-18

Fewest Points

43, vs. Wyoming, 3-14-15

Fewest Points in Win

55, at UNLV, 3-13-10

Winning Margin

34, vs. Utah State, 3-13-14

Losing Margin

16, at UNLV, 3-13-03

Field Goals

33, at UNLV, 3-9-02

Field Goals Attempted

68, vs. Colorado State, 3-9-06

Highest Field Goal Percentage

.547 (29-53), vs. Boise State, 3-9-17

Three-Point Field Goals

10, vs. New Mexico, 3-12-10

Three-Point Field Goals Attempted

24, vs. Colorado State, 3-8-07

Three-Point Field Goal Percentage

.643 (9-14), vs. Boise State, 3-9-17

Free Throws

28, vs. Wyoming, 3-11-06

Free Throws Attempted

37, vs. Wyoming, 3-11-06

Free-Throw Percentage (min. 5 made)

.909 (20-22), vs. Air Force, 3-13-08

Offensive Rebounds

24, vs. Colorado State, 3-9-06

Defensive Rebounds

32, at UNLV, 3-8-17
 vs. Boise State, 3-13-13

Total Rebounds

51, vs. Wyoming, 3-11-06

Assists

20, vs. Colorado St., 3-8-07

Blocked Shots

10, at UNLV, 3-8-17

Steals

11, vs. Nevada, 3-11-16
 vs. New Mexico, 3-15-14
 Utah State, 3-13-14

Turnovers

19, vs. Boise State, 3-13-13, vs. UNLV, 3-9-02

Fewest Turnovers

4, vs. Wyoming, 3-14-15, vs. New Mexico, 3-15-15

Opponent Individual

Points Scored

31, Marcus Bailey, Wyoming, 3-8-02

Highest Field Goal Percentage (min. 5 made)

.778 (7-9), Stuart Creason, Colorado State, 3-8-07

Three-Point Field Goals

7, Nick Jacobson, Utah, 3-11-04

Three-Point Field Goal Percentage (min. 4 made)

1.000 (4-4), Marcus Bailey, Wyoming, 3-8-02

Rebounds

17, Kaspars Kambala, UNLV, 3-9-00

Assists

9, Mark Dickel, UNLV, 3-9-00

Blocked Shots

6, Justin Williams, Wyoming, 3-11-06
 Michael Harrison, Colorado State, 3-9-06

Steals

7, Tim Anderson, Air Force, 3-13-08

Opponent Team

Points Scored

83, UNLV, 3-13-03

Highest Field Goal Percentage

.558 (29-52), UNLV, 3-13-03

Three-Point Field Goals

13, Air Force, 3-10-05

Three-Point Field Goal Percentage

.533 (8-15), Colorado State, 3-11-10

Rebounds

45, Brigham Young, 3-7-02

Assists

20, UNLV, 3-9-00

Blocked Shots

10, Colorado State, 3-9-06, Wyoming, 3-8-01

Steals

11, Fresno State, 3-12-11

SDSU Composite Mountain West Tournament Statistics (entering 2021 tournament)

Player	GP	GS	Min	Avg	TOTAL				3-PTS				REBOUNDS			PF-FO	A	TO	Blk	Stl	Pts	Avg
					FG-FGA	Pct	3FG-FGA	Pct	FT-FTA	Pct	Off	Def	Tot									
Abramowitz, David	2	0	61	30.5	10-22	.455	3-11	.273	0-0	.000	2	5	7	3.5	5-0	8	2	0	1	23	11.5	
Abukar, Mohamed	4	4	136	34.0	15-48	.313	0-12	.000	10-14	.714	6	12	18	4.5	12-0	4	7	4	3	40	10.0	
Allen, Dakarai	9	5	210	23.3	16-41	.390	2-12	.167	13-27	.481	6	22	28	3.1	18-1	9	13	5	11	47	5.2	
Amaroso, Ryan	5	5	141	28.2	23-45	.511	1-4	.250	16-22	.727	7	21	28	5.6	14-0	1	5	2	2	63	12.6	
Arop, Aquek	6	0	96	16.0	10-21	.476	0-3	.000	1-1	1.000	7	7	14	2.3	9-0	4	3	7	4	22	3.7	
Berakoff, Jeffrey	1	1	27	27.0	2-5	.400	1-3	.333	0-1	.000	1	3	4	4.0	3-0	4	1	0	2	5	5.0	
Bland, Tony	4	4	133	33.3	14-38	.368	0-3	.000	13-17	.765	5	20	25	6.3	8-0	12	12	1	3	41	10.3	
Burns, Evan	1	1	28	28.0	3-11	.273	0-4	.000	1-3	.333	3	4	7	7.0	4-0	1	3	0	1	7	7.0	
Camara, Mohamed	5	0	31	6.2	0-1	.000	0-0	.000	0-0	.000	1	4	5	1.0	3-0	2	0	0	2	0	0.0	
Carlwell, Brian	6	0	62	10.3	3-9	.333	0-0	.000	7-10	.700	2	9	11	1.8	7-0	2	8	1	0	13	2.2	
Cheatham, Zylan	6	1	117	19.5	15-29	.517	0-1	.000	15-22	.682	10	12	22	3.7	12-0	3	13	5	2	45	7.5	
Cheriet, Mehdi	2	0	31	15.5	0-2	.000	0-1	.000	0-0	.000	3	4	7	3.5	6-0	1	0	0	0	0	0.0	
Choi, Angelo	6	0	72	12.0	6-16	.375	0-0	.000	9-11	.818	6	6	12	2.0	9-0	0	3	0	2	21	3.5	
Correa, Marcelo	2	2	57	28.5	7-16	.438	0-0	.000	4-4	1.000	6	11	17	8.5	7-0	2	6	4	1	18	9.0	
Davis, Josh	3	3	94	31.3	7-17	.412	0-0	.000	0-0	.000	5	20	25	8.3	7-0	1	2	0	8	14	4.7	
Davis, Kelvin	5	3	107	21.4	7-23	.304	4-15	.267	1-4	.250	1	4	5	1.0	11-0	4	5	0	7	19	3.8	
Davis, Trimoine	5	0	62	12.4	5-11	.455	0-0	.000	3-4	.750	4	9	13	2.6	7-0	0	2	3	2	13	2.6	
Epps, Myron	5	2	95	19.0	7-17	.412	0-0	.000	7-12	.583	5	11	16	3.2	9-0	1	10	0	0	21	4.2	
Faux, Al	4	4	141	35.3	24-61	.393	6-20	.300	8-11	.727	2	14	16	4.0	7-0	11	9	0	2	62	15.5	
Fengin, KJ	3	3	105	35.0	13-31	.419	8-20	.400	3-3	1.000	3	12	15	5.0	3-0	6	1	0	1	37	12.3	
Flynn, Malachi	3	3	107	35.7	17-43	.395	8-21	.381	12-14	.857	2	13	15	5.0	8-0	15	8	0	5	54	18.0	
Franklin, LaBradford	3	0	32	10.7	2-5	.400	1-3	.333	0-0	.000	1	1	2	0.7	2-0	4	3	0	0	5	1.7	
Franklin, Jamaal	8	5	195	24.4	29-67	.433	11-28	.500	25-33	.758	12	31	43	5.4	20-0	17	18	1	5	97	12.1	
Gay, D.J.	11	8	347	31.5	18-72	.250	11-40	.275	10-14	.714	1	15	16	1.4	11-0	18	17	2	5	57	5.2	
Gill-Cesar, Montaque	1	0	7	7.0	0-2	.000	0-0	.000	0-0	.000	0	1	1	1.0	0-0	0	0	0	0	0	0.0	
Green, Garrett	3	0	58	19.3	6-8	.750	1-1	1.000	5-7	.714	3	10	13	4.3	5-0	1	2	3	0	18	6.0	
Habel, Jerome	1	1	36	36.0	7-8	.875	0-0	.000	0-2	.000	4	3	7	7.0	3-0	0	0	1	0	14	14.0	
Heath, Brandon	7	7	256	36.6	49-122	.402	18-50	.360	27-34	.794	9	23	32	4.6	7-0	20	17	0	11	143	20.4	
Hemsley, Jeremy	12	6	297	24.8	30-85	.353	8-29	.276	10-20	.500	5	26	31	2.6	32-2	21	24	3	6	78	6.5	
Hoetzel (Montana), Max	6	0	86	14.3	11-26	.423	8-20	.400	7-10	.700	5	7	12	2.0	5-0	1	4	1	0	37	6.2	
Holcomb, Randy	4	4	141	35.3	27-53	.509	2-5	.400	17-26	.654	11	19	30	7.5	10-0	8	13	4	1	73	18.3	
Izundu, Valentine	3	3	61	20.3	5-8	.625	0-0	.000	2-3	.667	5	2	7	2.3	6-0	0	2	10	0	12	4.0	
Jackson, Bradley	1	1	33	33.0	2-6	.333	1-3	.333	1-2	.500	1	2	3	3.0	4-0	2	4	0	2	6	6.0	
Johnson, James	2	0	8	4.0	1-1	1.000	0-0	.000	0-0	.000	0	1	1	0.5	0-0	0	0	1	0	2	1.0	
Johnson, Jer'Vaughn	1	0	3	3.0	0-0	.000	0-0	.000	0-0	.000	0	0	0	0.0	1-0	0	0	0	0	0	0.0	
Johnson, Tommy	3	0	35	11.3	5-9	.556	3-5	.600	0-1	.000	0	2	2	0.7	4-0	5	1	0	0	13	4.3	
Kell, Trey	12	9	337	28.1	43-120	.358	10-39	.256	40-52	.769	8	39	47	3.9	14-0	29	18	5	13	136	11.3	
Kovacic, Karlo	1	0	2	2.0	0-0	.000	0-0	.000	0-0	.000	0	0	0	0.0	0-0	0	0	0	0	0	0.0	
Lamb, Chris	2	0	6	3.0	1-1	1.000	0-0	.000	0-0	.000	1	0	1	0.5	3-0	0	1	0	0	2	1.0	
Leonard, Kawaii	6	6	192	32.0	37-79	.468	6-14	.429	14-15	.933	23	44	67	11.2	16-1	11	16	3	10	94	15.7	
Mackell, Mike	4	4	99	24.8	17-35	.486	0-0	.000	9-11	.818	5	10	15	3.8	15-1	0	5	1	0	43	10.8	
Manker, Chris	3	0	31	10.3	4-7	.571	1-3	.333	3-5	.600	3	4	7	2.3	4-0	0	0	0	1	12	4.0	
Mann, Joe	1	0	13	13.0	0-2	.000	0-0	.000	2-2	1.000	2	1	3	3.0	2-0	1	0	0	0	2	2.0	
Marion, Michael	1	0	1	1.0	0-0	.000	0-0	.000	0-0	.000	0	0	0	0.0	0-0	0	0	0	0	0	0.0	
McDaniels, Jalen	6	6	164	27.3	29-60	.483	3-8	.375	16-21	.762	12	41	53	8.8	23-2	10	9	5	6	77	12.8	
Mensah, Nathan	3	3	64	21.3	7-22	.318	0-0	.000	2-5	.400	10	7	17	5.7	6-0	2	2	1	1	16	5.3	
Mitchell, Matt	9	9	247	27.4	25-59	.424	11-35	.314	21-27	.778	6	32	38	4.2	20-0	13	22	2	6	82	9.1	
Moore, Deandre	5	5	134	26.8	11-28	.393	4-15	.267	6-8	.750	2	5	7	1.4	11-0	13	4	1	7	32	6.4	
Narain, Nolan	4	0	33	8.3	3-5	.600	0-0	.000	0-1	.000	2	3	5	1.3	5-0	0	1	0	1	6	1.5	
O'Brien, JJ	8	8	232	29.0	21-53	.396	1-6	.167	15-20	.750	9	13	22	2.8	17-1	12	7	0	7	58	7.3	
Okatie, Vincent	1	0	13	13.0	2-5	.400	1-2	.500	3-5	.600	0	0	0	0.0	4-0	0	1	0	0	8	8.0	
Pastorek, Jon	2	0	3	1.5	0-0	.000	0-0	.000	0-0	.000	0	0	0	0.0	0-0	0	0	0	0	0	0.0	
Polee II, Dwayne	7	1	126	18.0	18-40	.450	9-17	.529	13-15	.867	5	15	20	2.9	11-0	6	6	0	4	58	8.3	
Pope, Malik	12	9	288	24.0	57-110	.518	14-23	.609	24-32	.750	21	41	62	5.2	23-0	12	6	6	4	152	12.7	
Pulliam, Trey	3	0	52	17.3	4-7	.571	0-1	.000	0-1	.000	1	4	5	1.7	7-0	5	1	0	3	8	2.7	
Quinn, Aqeel	6	3	121	20.2	16-34	.471	9-18	.500	4-6	.667	0	9	9	1.5	12-0	6	2	1	3	45	7.5	
Rahan, James	8	3	182	22.8	15-50	.300	5-25	.200	0-0	.000	2	9	11	1.4	14-0	8	2	0	4	35	4.4	
Rooks, Kameron	3	0	45	15.0	3-5	.600	0-0	.000	7-10	.700	7	8	15	5.0	8-0	1	3	2	0	13	4.3	
Roban, Jim	1	0	12	12.0	0-2	.000	0-1	.000	0-0	.000	0	1	1	1.0	2-0	1	0	0	1	0	0.0	
Sanders, Aerick	5	2	98	19.6	18-35	.514	0-0	.000	1-3	.333	10	11	21	4.2	16-1	4	3	8	4	37	7.4	
Schakel, Jordan	9	3	171	19.0	10-35	.286	8-30	.267	9-12	.750	4	13	17	1.9	20-0	3	2	0	3	37	4.1	
Seiko, Adam	6	0	52	8.7	3-6	.500	2-5	.400	0-0	.000	1	2	3	0.5	5-0	4	2	0	3	8	1.3	
Sharper, John	7	2	153	21.9	10-27	.370	7-23	.304	8-8	1.000	1	4	5	0.7	11-0	5	6	0	4	35	5.0	
Shelley, Tyrone	3	0	23	7.7	3-4	.750	0-0	.000	2-2	1.000	0	1	1	0.3	5-0	2	2	0	1	8	2.7	
Shelton, Tim	9	3	120	13.3	17-33	.515	3-6	.500	3-7	.429	10	9	19	2.1	19-1	5	3	1	1	40	4.4	
Shepard, Winston	11	9	308	28.0	38-105	.362	1-9	.111	38-61	.623	23	46	69	6.3	15-1	22	19	7	9	115	10.5	
Shrigley, Matt	11	2	177	16.1	9-34	.265	6-25	.240	3-4	.750	4	14	18	1.6	16-0	4	6	1	6	27	2.5	
Sir, Steve	1	0	10	10.0	2-4	.500	1-2	.500	0-0	.000	0	0	0	0.0	1-0	1	1	0	0	5	5.0	
Slaughter, Marcus	6	6	203	33.8	32-																	

Individual Season Records

Points

Rk	DI	Name	Pts.	Yr.
1.	1.	Michael Cage (Sr.)	686	84
2.	2.	Brandon Heath (Sr.)	637	07
3.	3.	Xavier Thames (Sr.)	633	14
4.	4.	Anthony Watson (Sr.)	630	86
5.	5.	Brandon Heath (Sr.)	607	06
6.	-	Bob Brady (Jr.)	585	53
7.	6.	Malachi Flynn (Jr.)	564	20
8.	7.	Jamaal Franklin (Jr.)	560	13
9.	8.	Randy Holcomb (Sr.)	558	02
10.	9.	Jamaal Franklin (So.)	557	12
		Kawhi Leonard (So.)	557	11
12.	11.	Michael Cage (Jr.)	547	83
13.	12.	Anthony Watson (Jr.)	544	85
14.	13.	Devin Watson (Sr.)	543	19
15.	14.	Jalen McDaniels (So.)	541	19
16.	15.	Chase Tapley (Jr.)	537	12
17.	16.	Brandon Heath (So.)	532	05
		Kim Goetz (Sr.)	532	79
19.	-	Tony Pinkins (Sr.)	529	57
20.	-	Bernie Finlay (Sr.)	522	60
		Tony Pinkins (Jr.)	522	56
22.	17.	Shawn Jamison (Jr.)	520	90
		Steve Copp (Sr.)	520	76
24.	19.	Tony Bland (Jr.)	519	02
25.	21.	Mohamed Abukar (Sr.)	505	07
26.	22.	Kyle Spain (Sr.)	504	09
27.	23.	Marcus Slaughter (Jr.)	494	06
		Al Faux (Sr.)	494	02
		Marty Dow (Sr.)	494	91
30.	24.	Tony Bland (Sr.)	493	03

Scoring Average

Rk	DI	Name (Class)	PPG	Yr.
1.	1.	Michael Cage (Sr.)	24.5	84
2.	2.	Anthony Watson (Sr.)	22.5	86
3.	-	Bob Brady (Jr.)	20.9	53
4.	3.	Kim Goetz (Sr.)	20.5	79
5.	-	Bernie Finlay (Sr.)	20.1	60
6.	-	Tony Pinkins (Sr.)	19.6	57
7.	4.	Michael Cage (Jr.)	19.5	83
8.	5.	Brandon Heath (Sr.)	19.3	07
9.	-	Bob Brady (Sr.)	18.7	54
10.	6.	Brandon Heath (Jr.)	18.4	06
		Von Jacobsen (So.)	18.4	69
12.	7.	Brandon Heath (So.)	18.34	05
13.	8.	Carlus Groves (Sr.)	18.27	94
14.	-	Tony Pinkins (Jr.)	18.0	56
15.	9.	Steve Copp (Sr.)	17.9	76
16.	10.	Marcus Slaughter (So.)	17.8	05
17.	11.	Will Connelly (So.)	17.7	75
18.	12.	Malachi Flynn (Jr.)	17.63	20
19.	13.	Jason Richey (Jr.)	17.6	97
20.	14.	Xavier Thames (Sr.)	17.58	14
21.	15.	Anthony Watson (Jr.)	17.5	85
22.	16.	Steve Malovic (Sr.)	17.44	79
23.	17.	Jamaal Franklin (So.)	17.41	12
24.	18.	Jason Richey (Sr.)	17.36	98
25.	19.	Zach Jones (Jr.)	17.1	81
26.	20.	Al Faux (Sr.)	17.0	02
27.		Marty Dow (Sr.)	17.0	91
28.	21.	Jamaal Franklin (Jr.)	16.97	13
29.	22.	Randy Holcomb (Sr.)	16.91	02
30.	23.	Kim Goetz (Jr.)	16.89	78
31.	24.	Shawn Jamison (Jr.)	16.8	90
32.	25.	Will Connelly (Jr.)	16.6	76

Rebounds

Rk	DI	Name (Class)	Rebs.	Yr.
1.	-	Al Skalecky (Jr.)	394	67
2.	1.	Kawhi Leonard (So.)	380	11
3.	-	Al Skalecky (So.)	356	66
4.	2.	Michael Cage (Fr.)	355	81
5.	3.	Michael Cage (Jr.)	354	83
6.	4.	Michael Cage (Sr.)	352	84
7.	5.	Chris McMurray (Jr.)	350	72
8.	-	Tony Pinkins (Jr.)	346	56
9.	6.	Josh Davis (Sr.)	342	14
10.	-	Al Skalecky (Sr.)	340	68
11.	7.	Kawhi Leonard (Fr.)	336	10

12.	8.	Marcus Slaughter (Jr.)	329	06
13.	9.	Jamaal Franklin (Jr.)	312	13
14.	10.	Malcolm Thomas (Sr.)	301	11
15.	11.	Randy Holcomb (Sr.)	296	02
16.	12.	Aerick Sanders (Sr.)	295	04
17.	13.	Jalen McDaniels (So.)	281	19
18.	-	Eric Martensen (Jr.)	278	69
19.	-	Larry Meek (So.)	277	63
20.	14.	Marty Dow (Sr.)	274	91
21.	15.	Steve Malovic (Sr.)	265	79
22.	16.	Malcolm Thomas (Jr.)	260	10
23.	17.	Will Connelly (Jr.)	258	76
24.	18.	Joel Kramer (Jr.)	257	77
25.	19.	Michael Cage (So.)	256	82
26.	20.	Joel Kramer (Sr.)	255	78
27.	21.	Jamaal Franklin (So.)	252	12
		Leonard Allen (Sr.)	252	85
29.	23.	Jalen McDaniels (Fr.)	248	18
		Steve Copp (Sr.)	248	76
		Will Connelly (So.)	248	75

Rebound Average

Rk	DI	Name (Class)	RPG	Yr.
1.	-	Al Skalecky (So.)	13.7	66
2.	-	Al Skalecky (Jr.)	13.6	67
3.	1.	Michael Cage (Fr.)	13.1	81
4.	2.	Michael Cage (Jr.)	12.64	83
5.	-	Al Skalecky (Sr.)	12.59	68
6.	3.	Michael Cage (Sr.)	12.57	84
7.	4.	Chris McMurray (Jr.)	12.50	72
8.	-	Tony Pinkins (Jr.)	11.9	56
9.	5.	Marcus Slaughter (Jr.)	11.0	06
10.	-	Larry Meek (Sr.)	10.68	65
11.	-	Larry Meek (So.)	10.654	63
12.	6.	Kawhi Leonard (So.)	10.56	11
13.	7.	Chris McMurray (Sr.)	10.1	73
14.	8.	Josh Davis (Sr.)	10.06	14
15.	9.	Kawhi Leonard (Fr.)	9.9	10
16.	10.	Aerick Sanders (Sr.)	9.83	04
17.	11.	Steve Malovic (Sr.)	9.81	79
18.	12.	Jamaal Franklin (Jr.)	9.45	13
19.	13.	Marty Dow (Sr.)	9.4	91
20.	14.	Will Connelly (So.)	9.19	75
21.	15.	Joel Kramer (Jr.)	9.18	77
22.	16.	Steve Copp (Jr.)	9.15	75
23.	17.	Joel Kramer (Sr.)	9.11	78
24.	18.	Randy Holcomb (Sr.)	8.97	02
25.	19.	Marcus Slaughter (So.)	8.96	05
26.	20.	Will Connelly (Jr.)	8.90	76
27.	21.	Eddy Gordon (Fr.)	8.85	80
28.	22.	Michael Cage (So.)	8.83	82
29.	23.	Gary Schneider (Sr.)	8.80	71
30.	24.	Larry Jones (Jr.)	8.7	72
31.	25.	Steve Copp (Sr.)	8.6	76

Assists

<i>in existence since 1972-73 season</i>				
Rk		Name (Class)	Asssts.	Yr.
1.		Tony Gwynn (Jr.)	221	80
2.		Keith Smith (Jr.)	212	82
3.		Dean Decker (Sr.)	176	78
4.		Wesley Stokes (Jr.)	175	04
5.		Creon Dorsey (Jr.)	171	85
6.		Tony Gwynn (Sr.)	164	81
7.		Malachi Flynn (Jr.)	163	20
		Ray Leary (Sr.)	163	76
9.		Tony Gwynn (So.)	153	79
10.		Richie Williams (So.)	151	07
11.		Raymond King (Fr.)	150	96
12.		Bryan Williams (Jr.)	148	88
13.		Devin Watson (Sr.)	142	19
14.		Arthur Massey (Sr.)	139	91
15.		Keith Smith (Sr.)	137	83
16.		Jeff Konek (Jr.)	132	84
17.		Dean Decker (Jr.)	131	77
18.		Xavier Thames (So.)	128	12
19.		Richie Williams (Fr.)	127	06
20.		Richie Williams (Sr.)	126	09
21.		Michael Best (Sr.)	125	90
22.		Devin Watson (Jr.)	124	18
		Deandre Moore (So.)	124	03

24.		Deandre Moore (Sr.)	122	01
		Chad Nelson (Jr.)	122	96

Assist Average

<i>in existence since 1972-73 season</i>				
Rk		Name (Class)	APG	Yr.
1.		Tony Gwynn (Jr.)	8.2	80
2.		Keith Smith (Jr.)	7.3	82
3.		Tony Gwynn (Sr.)	6.31	81
4.		Dean Decker (Sr.)	6.28	78
5.		Wesley Stokes (Jr.)	5.8	04
6.		Bryan Williams (Jr.)	5.8	88
7.		Keith Smith (Sr.)	5.71	83
8.		Tony Gwynn (So.)	5.67	79
9.		Ray Leary (Sr.)	5.6	76
10.		Creon Dorsey (Jr.)	5.5	85

Field Goals

Rk	DI	Name (Class)	FG	Yr.
1.	1.	Michael Cage (Sr.)	250	84
2.	2.	Anthony Watson (Sr.)	246	86
3.	3.	Kim Goetz (Sr.)	229	79
4.	4.	Brandon Heath (Sr.)	225	07
5.	5.	Anthony Watson (Jr.)	222	85
6.	6.	Randy Holcomb (Sr.)	220	02
7.	7.	Jalen McDaniels (So.)	212	19
8.	8.	Kawhi Leonard (So.)	211	11
9.	9.	Marty Dow (Sr.)	207	91
		Steve Copp (Sr.)	207	76
11.	11.	Kim Goetz (Jr.)	206	78
12.	12.	Brandon Heath (Jr.)	204	06
13.	13.	Shawn Jamison (Jr.)	203	90
14.	14.	Chase Tapley (Jr.)	200	12
		Aerick Sanders (Sr.)	200	04
16.	16.	Will Connelly (So.)	196	75
17.	17.	Steve Malovic (Sr.)	192	79
18.	18.	Michael Cage (Jr.)	191	83
19.	19.	Xavier Thames (Sr.)	188	14
20.	20.	Will Connelly (Jr.)	187	76
21.	21.	Mohamed Abukar (Sr.)	185	07
22.	22.	Tony Bland (Jr.)	185	02
23.	23.	Malachi Flynn (Jr.)	184	20
24.	24.	Zach Jones (Jr.)	183	81
25.	25.	Tony Bland (Sr.)	180	03
26.	26.	Jimmy Harris (Sr.)	179	72

Field Goal Attempts

DI	Name (Class)	FGA	Yr.
1.	Brandon Heath (Sr.)	534	07
2.	Anthony Watson (Sr.)	520	86
3.	Brandon Heath (Jr.)	481	06
4.	Kawhi Leonard (So.)	475	11
	Anthony Watson (Jr.)	475	85
6.	Xavier Thames (Sr.)	457	14
7.	Jalen McDaniels (So.)	455	19
8.	Kim Goetz (Sr.)	451	79
9.	Michael Cage (Sr.)	445	84
10.	Chase Tapley (Jr.)	440	12
11.	Brandon Heath (So.)	432	05
12.	Chris McMurray (Jr.)	428	72
13.	Randy Holcomb (Sr.)	426	02
14.	Devin Watson (Sr.)	421	19
15.	Malachi Flynn (Jr.)	417	20
	Steve Copp (Sr.)	417	76
17.	Tony Bland (Jr.)	416	02
18.	Jimmy Harris (Sr.)	413	72
19.	Will Connelly (So.)	410	75
20.	Jamaal Franklin (Jr.)	409	13
21.	Kim Goetz (Jr.)	401	78
22.	Jamaal Franklin (So.)	400	12
23.	Will Connelly (Jr.)	397	76
24.	Mohamed Abukar (Sr.)	392	07
25.	Tony Bland (Sr.)	392	03
26.	Trey Kell (So.)	390	16

Field Goal Percentage

<i>min. 5 FGA per game</i>				
Rk	DI	Name (Class)	Pct.	Yr.
1.	-	Danny Newport (Fr.)	79.9	54
2.	1.	Billy White (So.)	66.3	09
3.	2.	Billy White (Fr.)	61.5	08

Individual Season Records

4.	3.	Leon Carter (Sr.)	60.5	96
5.	4.	Leonard Allen (Sr.)	60.1	85
6.	5.	Kevin Betts (Sr.)	598	98
7.	6.	Jerome Habel (Jr.)	59.6	07
8.	7.	Yanni Wetzell (Sr.)	59.2	20
9.	8.	Jalen McDaniels (Fr.)	58.6	18
10.	9.	Billy White (Jr.)	58.3	10
11.	10.	Mitch McMullen (Sr.)	58.0	89
12.	11.	Joe McNaull (So.)	57.9	92
13.	12.	Nathan Mensah (Jr.)	57.7	21
14.	13.	Von Jacobsen (Sr.)	57.3	71
15.	14.	Marty Dow (Sr.)	57.2	91
16.	15.	Michael Cage (Jr.)	57.0	83
17.	16.	Kevin Betts (Jr.)	56.9	97
18.	17.	Shawn Jamison (Jr.)	56.23	90
19.	18.	Leonard Allen (So.)	56.20	83
20.	19.	Billy White (Sr.)	56.18	11
		Michael Cage (Sr.)	56.18	84
22.	21.	Steve Malovic (Jr.)	56.0	78
23.	22.	Michael Kennedy (Sr.)	55.93	85
24.	23.	Leonard Allen (Jr.)	55.88	84
25.	24.	Roy Krusiwyk (Sr.)	55.84	98
26.	25.	Michael Cage (Fr.)	55.83	81
27.	26.	Aerick Sanders (Sr.)	55.4	04
28.	27.	Myron Epps (Jr.)	54.88	01

Three-Point Field Goals

in existence since 1986-87 season

Rk	Name (Class)	3FGs	Yr.
1.	Tony Ross (Fr.)	104	87
2.	Tony Ross (So.)	100	88
3.	Brandon Heath (Jr.)	98	06
4.	Devin Watson (Sr.)	89	19
5.	Brandon Heath (Sr.)	87	07
6.	John Sharper (Sr.)	79	06
7.	Chase Tapley (Jr.)	77	12
8.	Malachi Flynn (Jr.)	76	20
9.	Jordan Schakel (Sr.)	74	21
10.	D.J. Gay (Sr.)	73	11
11.	Jason Richey (Sr.)	72	98
12.	Jordan Schakel (Jr.)	71	20
	Trey Kell (So.)	71	16
14.	Chase Tapley (Sr.)	70	13
15.	Kyle Spain (Sr.)	67	09
16.	Al Faux (Sr.)	66	02
	Tony Ross (Jr.)	66	89
18.	Jason Richey (Jr.)	64	97
19.	Xavier Thames (Sr.)	61	14
	D.J. Gay (Jr.)	61	10
21.	Jeremy Hemsley (So.)	56	17
	Michael Best (Sr.)	56	90
23.	Josko Visnjic (Sr.)	55	98
24.	Aqeel Quinn (Sr.)	54	15
25.	James Rahon (So.)	53	11

Three-Point Field Goal Atts.

in existence since 1986-87 season

Rk	Name (Class)	3FGA	Yr.
1.	Brandon Heath (Sr.)	247	07
2.	Brandon Heath (Jr.)	240	06
3.	Devin Watson (Sr.)	233	19
4.	Tony Ross (Fr.)	223	87
5.	Tony Ross (So.)	213	88
6.	Malachi Flynn (Jr.)	204	20
	D.J. Gay (Sr.)	204	11
8.	Jason Richey (Sr.)	202	98
9.	John Sharper (Sr.)	188	06
10.	Chase Tapley (Sr.)	186	13
11.	Trey Kell (So.)	185	16
12.	Josko Visnjic (Jr.)	179	98
	Jason Richey (Jr.)	179	97
14.	Chase Tapley (Jr.)	178	12
15.	Michael Best (Sr.)	173	90
16.	Kyle Spain (Sr.)	171	09
17.	Xavier Thames (Sr.)	164	14
18.	Jordan Schakel (Jr.)	163	20
19.	Al Faux (Sr.)	161	02
20.	D.J. Gay (Jr.)	160	10

		Brandon Heath (Fr.)	160	04
22.		Jordan Schakel (Sr.)	158	21
23.		Jamaal Franklin (So.)	157	12
24.		Tony Ross (Jr.)	153	89
25.		Derric Croft (Jr.)	152	94

Three-Point FG Percentage

min. 20 3FGs; in existence since 1986-87 season

Rk	Name (Class)	Pct.	Yr.
1.	Jason Hamilton (Fr.)	50.0	93
2.	Tony Ross (So.)	46.9	88
3.	Jordan Schakel (Sr.)	46.8	21
4.	Chad Nelson (Fr.)	46.7	94
5.	Tony Ross (Fr.)	46.6	87
6.	Richie Williams (So.)	45.8	07
7.	Jordan Schakel (Jr.)	43.6	20
8.	James Rahon (So.)	43.4	11
9.	Chase Tapley (Jr.)	43.3	12
10.	Terrell Gomez (Sr.)	43.2	21
11.	Tony Ross (Jr.)	43.1	89
12.	Michael Best (Jr.)	42.9	89
13.	Al Faux (Jr.)	42.1	01
14.	John Sharper (Sr.)	42.0	06
15.	Jordan Schakel (So.)	41.5	19
16.	Al Faux (Sr.)	41.0	02
17.	Brady Trenkle (So.)	40.84	97
18.	Brandon Heath (Jr.)	40.83	06
19.	Steve Sir (Fr.)	40.4	03
20.	John Sharper (So.)	40.0	04
21.	Malik Pope (Jr.)	39.21	17
22.	Kyle Spain (Sr.)	39.18	09
23.	Deandre Moore (Jr.)	39.0	02
24.	Devin Watson (Jr.)	38.9	18
25.	Kyle Spain (Jr.)	38.6	08
26.	KJ Feagin (Sr.)	38.41	20
27.	Trey Kell (So.)	38.38	16
28.	Devin Watson (Sr.)	38.2	19
29.	D.J. Gay (Jr.)	38.1	10

Free Throws

Rk	DI	Name (Class)	FT	Yr.
1.	-	Bob Brady (Jr.)	213	53
2.	1.	Xavier Thames (Sr.)	196	14
3.	2.	Marcus Slaughter (Jr.)	192	06
4.	3.	Michael Cage (Sr.)	186	84
	-	Bernie Finlay (Sr.)	186	60
6.	4.	Jamaal Franklin (Jr.)	180	13
7.	-	Tony Pinkins (So.)	170	55
8.	5.	Michael Cage (Jr.)	165	83
	-	Tony Pinkins (Sr.)	165	57
10.	6.	Jamaal Franklin (So.)	160	12
	-	Tony Pinkins (Jr.)	150	56
12.	-	Bob Brady (Sr.)	145	54
13.	7.	Chad Nelson (Sr.)	142	97
14.	8.	Marcus Slaughter (So.)	141	05
15.	9.	Anthony Watson (Sr.)	138	86
16.	10.	Winston Shepard (Sr.)	137	16
		Kyle Spain (Sr.)	137	09
		Leonard Allen (Sr.)	137	85
19.	13.	Brandon Heath (So.)	132	05
20.	14.	John Martens (Sr.)	130	86
21.	15.	Jason Richey (Jr.)	122	97
		Chad Nelson (So.)	122	95
23.	17.	Malachi Flynn (Jr.)	120	20
		Tony Bland (Jr.)	120	02
		Devin Watson (Sr.)	118	19
26.	20.	Lorenzo Wade (Jr.)	116	08
		Mohamed Abukar (Sr.)	116	07
		Shawn Jamison (Jr.)	114	90
29.	23.	Tony Bland (Sr.)	113	03
30.	24.	Trey Kell (Jr.)	111	17
		Zylan Cheatham (Fr.)	111	16
32.	26.	Kawhi Leonard (So.)	110	11

Free Throw Attempts

DI	Name (Class)	FTA	Yr.
1.	Marcus Slaughter (Jr.)	252	06
2.	Michael Cage (Sr.)	251	84
3.	Xavier Thames (Sr.)	235	14
4.	Shawn Jamison (Jr.)	232	90
5.	Jamaal Franklin (Jr.)	229	13
6.	Michael Cage (Jr.)	221	83
7.	Leonard Allen (Sr.)	204	85
8.	Winston Shepard (So.)	202	14
	Marcus Slaughter (So.)	202	05
10.	Jamaal Franklin (So.)	200	12
11.	Winston Shepard (Sr.)	194	16
12.	John Martens (Sr.)	183	86
13.	Anthony Watson (Sr.)	182	86
14.	Mitch McMullen (Jr.)	181	88
15.	Mitch McMullen (Sr.)	175	89
16.	Lorenzo Wade (Jr.)	173	08
17.	Myron Epps (So.)	172	00
18.	Tony Bland (Sr.)	171	03
19.	Tony Bland (Jr.)	169	04
20.	Malcolm Thomas (Jr.)	167	10
	Randy Holcomb (Sr.)	167	02
22.	Chad Nelson (Sr.)	166	97
23.	Kyle Spain (Sr.)	164	09
24.	Mike Mackell (Sr.)	164	03
25.	Malcolm Thomas (Sr.)	162	11

Free Throw Percentage

min. 3 FTA per game

Rk	DI	Name (Class)	Pct.	Yr.
1.	1.	Kim Goetz (Sr.)	90.2	79
2.	2.	Matt Mitchell (Jr.)	87.3	20
3.	3.	Jason Richey (Sr.)	85.7	98
4.	4.	Malachi Flynn (Jr.)	85.7	20
5.	5.	Chad Nelson (Sr.)	85.5	97
6.	6.	Gary Schneider (Sr.)	85.2	71
7.	7.	Brandon Heath (Jr.)	84.9	06
8.	8.	Steve Malovic (Sr.)	83.7	79
9.	9.	Kyle Spain (Sr.)	83.5	09
10.	10.	Xavier Thames (Sr.)	83.4	14
11.	-	Mike Spilger (Sr.)	83.3	70
	-	Bob Brady (Sr.)	83.3	54
13.	11.	Mohamed Abukar (Sr.)	82.9	07
14.	12.	Xavier Thames (So.)	82.8	12
15.	-	Bernie Finlay (So.)	82.6	59
16.	13.	Matt Mitchell (Sr.)	82.4	21
17.	14.	Brandon Heath (So.)	82.0	05
18.	15.	Courtie Miller (Jr.)	81.7	93
19.	16.	Mark Delsman (Sr.)	81.3	77
20.	17.	Courtie Miller (Sr.)	81.1	94
		Steve Malovic (Jr.)	81.1	78
22.	19.	Jamaal Franklin (So.)	80.0	12
		Kyle Spain (Jr.)	80.0	08
24.	21.	Chad Nelson (Jr.)	79.8	96
25.	22.	Tony Gwynn (Jr.)	79.0	80
26.	23.	Jalen McDaniels (Fr.)	78.8	18
27.	24.	Jamaal Franklin (Jr.)	78.6	13
28.	25.	Jimmy Wilkins (Jr.)	78.5	71
29.	26.	Chris McMurray (Jr.)	78.4	72
30.	27.	Anthony Watson (Jr.)	78.1	85
		Pete Geoff (Sr.)	78.1	73

Blocks

in existence since 1978-79 season

Rk	Name (Class)	Blks.	Yr.
1.	Skylar Spencer (Jr.)	91	15
2.	Skylar Spencer (So.)	89	14
3.	Leonard Allen (Sr.)	82	85
4.	Malcolm Thomas (Sr.)	75	11
5.	Skylar Spencer (Sr.)	72	16
6.	Valentine Izundu (Sr.)	53	17
7.	Malcolm Thomas (Jr.)	52	10
8.	Skylar Spencer (Fr.)	51	13
9.	Michael Cage (Sr.)	47	84
10.	Marty Dow (Sr.)	46	91

Individual Season Records

	Leonard Allen (Jr.)	46	84
12.	Leonard Allen (Fr.)	45	82
13.	Eddy Gordon (Fr.)	43	80

Steals

in existence since 1978-79 season

Rk	Name (Class)	Stls.	Yr.
1.	Richie Williams (Sr.)	77	09
2.	Anthony Watson (Jr.)	74	85
3.	Richie Williams (So.)	69	07
4.	Matt Watts (Sr.)	65	99
	Michael Best (Sr.)	65	90
6.	Brandon Heath (Sr.)	64	07
7.	Brandon Heath (So.)	63	05
	Raymond King (Fr.)	63	96
	Creon Dorsey (Jr.)	63	85
10.	Lorenzo Wade (So.)	62	07

Minutes Played

since 1978-79 season

Rk	Name (Class)	Min.	Yr.
1.	D.J. Gay (Sr.)	1,302	11
2.	Brandon Heath (Sr.)	1,217	07
3.	JJ O'Brien (Sr.)	1,183	15
4.	D.J. Gay (Jr.)	1,175	10
5.	Kawhi Leonard (So.)	1,172	11
6.	Brandon Heath (Jr.)	1,164	06
7.	Chase Tapley (Jr.)	1,157	12
8.	Devin Watson (Sr.)	1,155	19
9.	Tony Bland (Jr.)	1,140	02
10.	Malcolm Thomas (Sr.)	1,126	11
11.	Xavier Thames (Sr.)	1,126	14
12.	Richie Williams (So.)	1,123	07
13.	Jamaal Franklin (Jr.)	1,091	13
14.	Richie Williams (Sr.)	1,090	09
15.	Michael Cage (Sr.)	1,085	84
16.	Trey Kell (So.)	1,084	16
17.	Shawn Jamison (Jr.)	1,082	90
18.	Michael Cage (So.)	1,076	82
19.	Malachi Flynn (Jr.)	1,072	20
20.	Michael Cage (Jr.)	1,070	83
21.	Winston Shepard (Sr.)	1,067	16
	Randy Holcomb (Sr.)	1,067	02
23.	Kawhi Leonard (Fr.)	1,064	10
24.	Malcolm Thomas (Jr.)	1,063	10
25.	Mohamed Abukar (Sr.)	1,061	07
26.	Lorenzo Wade (Jr.)	1,059	08

Efficiency Points

since 1978-79 season

Rk	Name (Class)	Pts.	Yr.
1.	Michael Cage (Sr.)	820	84
2.	Kawhi Leonard (So.)	725	11
3.	Michael Cage (Jr.)	717	83
4.	Jamaal Franklin (Jr.)	659	13
5.	Marcus Slaughter (Jr.)	643	06
6.	Aerick Sanders (Sr.)	634	04
7.	Malcolm Thomas (Sr.)	628	11
8.	Steve Malovic (Sr.)	620	79
9.	Malachi Flynn (Sr.)	619	20
10.	Kawhi Leonard (Fr.)	597	10
11.	Jalen McDaniels (So.)	589	19
	Marty Dow (Sr.)	589	91
13.	Randy Holcomb (Sr.)	584	02
14.	Leonard Allen (Sr.)	584	85
15.	Xavier Thames (Sr.)	558	14
16.	Jamaal Franklin (So.)	545	12
17.	Michael Cage (Fr.)	537	81
18.	Anthony Watson (Sr.)	527	86
19.	Malcolm Thomas (Jr.)	525	10
20.	Jalen McDaniels (Fr.)	519	18
21.	Chase Tapley (Jr.)	517	12
22.	Leon Carter (Sr.)	504	96
23.	Brandon Heath (Sr.)	503	07
24.	Rodney Hawkins (Sr.)	503	98
25.	Marcus Slaughter (So.)	492	05

26.	Malik Pope (Sr.)	484	18
-----	------------------	-----	----

Efficiency Average

since 1978-79 season

Rk	Name (Class)	EPG	Yr.
1.	Michael Cage (Sr.)	29.29	84
2.	Michael Cage (Jr.)	25.61	83
3.	Steve Malovic (Sr.)	22.96	79
4.	Marcus Slaughter (Jr.)	21.43	06
5.	Aerick Sanders (Sr.)	21.13	04
6.	Marty Dow (Sr.)	20.31	91
7.	Kawhi Leonard (So.)	20.14	11
8.	Jamaal Franklin (Jr.)	19.97	13
9.	Michael Cage (Fr.)	19.89	81
10.	Malachi Flynn (Jr.)	19.34	20
11.	Leonard Allen (Sr.)	18.84	85
12.	Anthony Watson (Sr.)	18.82	86
13.	Kim Goetz (Sr.)	18.23	79
14.	Marcus Slaughter (So.)	18.22	05
15.	Randy Holcomb (Sr.)	17.70	02
16.	Kawhi Leonard (Fr.)	17.55	10
17.	Leon Carter (Sr.)	17.38	96
18.	Rodney Hawkins (Sr.)	17.34	88
19.	Jalen McDaniels (So.)	17.32	19
20.	Jamaal Franklin (So.)	17.03	12
21.	Malcolm Thomas (Sr.)	16.97	11
22.	Eddy Gordon (Fr.)	16.78	80
23.	Joe McNaull (So.)	15.93	92
24.	Michael Cage (So.)	15.86	82
25.	Jalen McDaniels (Fr.)	15.73	18
26.	Carlus Groves (Sr.)	15.68	94

Pts.-Rebs.-Assists (PRA)

since 1972-73 season

Rk	Name (Class)	PRA	Yr.
1.	Michael Cage (Sr.)	1,050	84
2.	Kawhi Leonard (So.)	1,028	11
3.	Jamaal Franklin (Jr.)	981	13
4.	Michael Cage (Jr.)	932	83
5.	Randy Holcomb (Sr.)	911	02
6.	Jalen McDaniels (So.)	894	19
7.	Brandon Heath (Sr.)	884	07
8.	Marcus Slaughter (Jr.)	879	06
9.	Malachi Flynn (Jr.)	870	20
10.	Anthony Watson (Sr.)	868	86
11.	Jamaal Franklin (So.)	856	12
12.	Xavier Thames (Sr.)	853	14
13.	Kawhi Leonard (Fr.)	834	10
14.	Brandon Heath (Jr.)	832	06
	Steve Copp (Sr.)	832	76
16.	Aerick Sanders (Sr.)	808	04
17.	Malcolm Thomas (Sr.)	807	11
18.	Steve Malovic (Sr.)	793	79
19.	Devin Watson (Sr.)	791	19
20.	Marty Dow (Sr.)	786	91
21.	Will Connelly (Jr.)	771	76
22.	Winston Shepard (Sr.)	768	16
23.	Tony Bland (Jr.)	762	02
24.	Chase Tapley (Jr.)	760	12
25.	Shawn Jamison (Jr.)	759	90

PRA Average

since 1972-73 season

Rk	Name (Class)	PRA/G	Yr.
1.	Michael Cage (Sr.)	37.50	84
2.	Michael Cage (Jr.)	33.29	83
3.	Anthony Watson (Sr.)	31.00	86
4.	Jamaal Franklin (Jr.)	29.73	13
5.	Steve Malovic (Sr.)	29.37	79
6.	Marcus Slaughter (Jr.)	29.30	06
7.	Steve Copp (Sr.)	28.69	76
8.	Chris McMurray (Jr.)	28.64	72
9.	Kawhi Leonard (So.)	28.56	11
10.	Marcus Slaughter (So.)	28.04	05
11.	Randy Holcomb (Sr.)	27.61	02
12.	Will Connelly (So.)	27.52	75

13.	Malachi Flynn (Jr.)	27.19	20
14.	Marty Dow (Sr.)	27.10	91
15.	Aerick Sanders (Sr.)	26.93	04
16.	Brandon Heath (Sr.)	26.78	07
17.	Kim Goetz (Sr.)	26.77	79
18.	Jamaal Franklin (So.)	26.75	12
19.	Will Connelly (Jr.)	26.59	76
20.	Jalen McDaniels	26.29	19
21.	Carlus Groves (Sr.)	25.95	94
22.	Brandon Heath (So.)	25.52	05
23.	Jason Richey (Jr.)	25.48	97
24.	Brandon Heath (Jr.)	25.21	06
25.	Steve Copp (Jr.)	25.11	75
26.	Steffond Johnson (Sr.)	24.76	86

Victories

DI	Name (Class)	Wins	Yr.
1.	Brian Carlwell (Sr.)	34	11
	D.J. Gay (Sr.)	34	11
	James Rahon (So.)	34	11
	Malcolm Thomas (Sr.)	34	11
5.	Kawhi Leonard (So.)	33	11
	Billy White (Sr.)	33	11
7.	Matt Shrigley (Fr.)	31	14
	Skylar Spencer (So.)	31	14
	Xavier Thames (Sr.)	31	14
	Chase Tapley (So.)	31	11
11.	Josh Davis (Sr.)	30	14
	JJ O'Brien (So.)	30	14
	Winston Shepard (So.)	30	14
	KJ Feagin (Sr.)	30	20
	Malachi Flynn (Jr.)	30	20
	Matt Mitchell (Jr.)	30	20
	Trey Pulliam (Jr.)	30	20
	Jordan Schakel (Jr.)	30	20
	Yanni Watzell (Sr.)	30	20
20.	Dwayne Patee II (Jr.)	29	14
	Aqeel Quinn (Jr.)	29	14
22.	Dakarai Allen (Jr.)	28	16
	Angelo Chal (Sr.)	28	16
	Zylan Cheatham (Fr.)	28	16
	Trey Kell (So.)	28	16
	Malik Pope (So.)	28	16
	Skylar Spencer (Sr.)	28	16
	Tim Shelton (Jr.)	28	11
29.	Adam Seiko	27	20
	Jeremy Hemsley (Fr.)	27	16
	Winston Shepard (Sr.)	27	16
	JJ O'Brien (Sr.)	27	16
	Winston Shepard (Jr.)	27	16
	Skylar Spencer (Jr.)	27	16

Individual Career Records

Points

Rk	DI	Name	Years	GP	Points
1.	1.	Brandon Heath	04-05-06-07	125	2,189
2.	2.	Michael Cage	81-82-83-84	112	1,846
3.	3.	Anthony Watson	83-84-85-86	110	1,735
4.	4.	Chase Tapley	10-11-12-13	134	1,526
5.	-	Tony Pinkins	55-56-57	82	1,475
6.	5.	Matt Mitchell	18-19-20-21	121	1,416
7.	6.	Trey Kell	15-16-17-18	134	1,403
8.	7.	Winston Shepard	13-14-15-16	139	1,401
9.	8.	Jeremy Hemsley	16-17-18-19	134	1,392
10.	-	Bob Brady	52-53-54	74	1,389
11.	9.	Steve Copp	73-74-75-76	93	1,307
12.	10.	Billy White	08-09-10-11	134	1,294
13.	-	Al Skalecky	66-67-68	82	1,271
14.	11.	Tony Ross	87-88-89	85	1,259
15.	12.	Xavier Thames	12-13-14	97	1,232
16.	13.	Kyle Spain	06-07-08-09	115	1,230
17.	14.	Chad Nelson	94-95-96-97	112	1,225
18.	15.	Marcus Slaughter	04-05-06	87	1,211
19.	16.	Lorenzo Wade	07-08-09	92	1,200
20.	17.	Will Connelly	75-76-77	82	1,188
-	-	Von Jacobsen	69-70-71	78	1,188
22.	18.	Jamaal Franklin	11-12-13	87	1,181
23.	19.	D.J. Gay	08-09-10-11	140	1,178
24.	20.	Malik Pope	15-16-17-18	125	1,111
25.	-	Bernie Finlay	58-59-60	73	1,110
26.	21.	Myron Epps	99-00-01-02	113	1,090
27.	22.	Eddie Morris	80-81-82-83	105	1,089
28.	-	Danny Newport	54-55-56	76	1,048
29.	-	Milton Phelps	39-40-41	97	1,043
30.	-	Dave Miller	66-67-68	82	1,034
31.	23.	Leonard Allen	82-83-84-85	116	1,019
32.	24.	Tony Bland	02-03	63	1,012
33.	25.	Kim Goetz	78-79	54	1,005
34.	26.	Randy Holcomb	01-02	61	1,002
35.	27.	Jordan Schakel	18-19-20-21	118	993
36.	28.	Kawhi Leonard	10-11	70	990

Scoring Average

Rk	DI	Name	Years	GP	PPG
1.	-	Bob Brady	52-53-54	74	18.8
2.	1.	Kim Goetz	78-79	54	18.6
3.	-	Tony Pinkins	55-56-57	83	18.1
4.	2.	Brandon Heath	04-05-06-07	125	17.51
5.	3.	Jason Richey	97-98	52	17.46
6.	4.	Michael Cage	81-82-83-84	112	16.5
7.	5.	Randy Holcomb	01-02	61	16.4
8.	6.	Tony Bland	02-03	63	16.1
9.	7.	Anthony Watson	83-84-85-86	110	15.8
10.	-	Al Skalecky	66-67-68	82	15.5
11.	-	Von Jacobsen	69-70-71	77	15.4
12.	8.	Chris McMurray	72-73	42	15.238
13.	9.	Steve Malovic	78-79	55	15.236
14.	-	Bernie Finlay	58-59-60	73	15.205
15.	10.	Mohamed Abukar	06-07	54	15.167
16.	-	Dick Maureau	61-62	49	15.1
17.	11.	Marty Dow	90-91	52	14.9
18.	12.	Jimmy Harris	71-72	54	14.814
19.	13.	Tony Ross	87-88-89	85	14.812
20.	14.	Zack Jones	81-82	54	14.7
21.	15.	Will Connelly	75-76-77	82	14.5
22.	-	Bob Lundgren	67-68	45	14.3
23.	16.	Devin Watson	18-19	67	14.18
24.	17.	Kawhi Leonard	10-11	70	14.14
25.	18.	Steve Copp	73-74-75-76	93	14.054
26.	18.	Marcus Slaughter	04-05-06	87	13.92
27.	20.	Al Faux	01-02	57	13.84
28.	21.	Mitch McMullen	88-89	58	13.78
29.	22.	Matt Watts	98-99	53	13.68
30.	23.	Jamaal Franklin	11-12-13	87	13.6
31.	24.	Jalen McDaniels	18-19	67	13.224
32.	25.	Lorenzo Wade	07-08-09	92	13.0
33.	26.	Xavier Thames	12-13-14	97	12.701

Rebounds

Rk	DI	Name	Years	GP	Rebs.
1.	1.	Michael Cage	81-82-83-84	112	1,317

2.	-	Al Skalecky	66-67-68	82	1,090
3.	2.	Marcus Slaughter	04-05-06	87	775
4.	-	Larry Meek	63-64-65	75	764
5.	3.	Steve Copp	73-74-75-76	93	737
6.	4.	Leonard Allen	82-83-84-85	116	724
7.	5.	Kawhi Leonard	10-11	70	716
8.	6.	Joel Kramer	74-76-77-79	99	711
9.	7.	Winston Shepard	13-14-15-16	139	708
10.	8.	Aerick Sanders	01-02-03-04	109	686
11.	9.	Skylar Spencer	13-14-15-16	144	652
12.	-	Noel Mickelsen	54-55-56	79	642
13.	10.	Will Connelly	75-76-77	82	641
14.	11.	Malik Pope	15-16-17-18	125	636
15.	12.	Eddy Gordon	80-81-82-83	107	631
16.	13.	Billy White	08-09-10-11	134	614
17.	14.	Jamaal Franklin	11-12-13	87	605
18.	-	Tony Pinkins	55-56-57	82	604
19.	15.	Kyle Spain	06-07-08-09	115	596
20.	16.	Joe McNaull	91-92-93	86	572
21.	17.	Malcolm Thomas	10-11	71	561
22.	18.	Matt Mitchell	18-19-20-21	121	544
23.	19.	Jalen McDaniels	18-19	67	529
24.	20.	Marcelo Correa	97-98-99-00-01	112	522
25.	21.	Trey Kell	15-16-17-18	134	518
26.	22.	Myron Epps	99-00-01-02	113	508
27.	23.	JJ O'Brien	13-14-15	105	502
28.	24.	Chris McMurray	72-73	42	492
29.	25.	Steve Malovic	78-79	55	484
30.	26.	Randy Holcomb	01-02	61	481

Rebound Average

Rk	DI	Name	Years	GP	RPG
1.	-	Al Skalecky	66-67-68	82	13.3
2.	1.	Michael Cage	81-82-83-84	112	11.8
3.	2.	Kawhi Leonard	10-11	70	10.2
4.	3.	Marcus Slaughter	04-05-06	87	8.9
5.	4.	Steve Malovic	78-79	55	8.8
6.	5.	Marty Dow	90-91	52	7.98
7.	6.	Steve Copp	73-74-75-76	93	7.9247
8.	7.	Larry Jones	72-73	53	7.9245
9.	8.	Malcolm Thomas	10-11	71	7.90
10.	9.	Jalen McDaniels	18-19	67	7.896
11.	10.	Randy Holcomb	01-02	61	7.89
12.	11.	Will Connelly	75-76-77	82	7.82
13.	12.	Joel Kramer	74-76-77-78	99	7.2
14.	13.	Mitch McMullen	88-89	58	7.03
15.	14.	Jamaal Franklin	11-12-13	87	6.95
16.	15.	Leon Carter	95-96	57	6.93
17.	16.	John Anderson	73-74	52	6.8
18.	17.	Joe McNaull	91-92-93	86	6.7
19.	18.	Aerick Sanders	01-02-03-04	109	6.294
20.	19.	Roy Kruswyk	97-98	55	6.290
21.	20.	Leonard Allen	82-83-84-85	116	6.24

Assists

Rk	Name	Years	GP	Assists
1.	Tony Gwynn	78-79-80-81	107	590
2.	Richie Williams	06-07-08-09	127	479
3.	Chad Nelson	94-95-96-97	112	412
4.	Brandon Heath	04-05-06-07	125	394
5.	Mark Delsman	74-75-76-77	109	376
6.	Anthony Watson	83-84-85-86	110	356
7.	Keith Smith	82-83	53	349
8.	D.J. Gay	08-09-10-11	140	344
9.	Deandre Moore	01-02-03	88	339
10.	Trey Kell	15-16-17-18	134	320
11.	Xavier Thames	12-13-14	97	316
12.	Winston Shepard	13-14-15-16	139	315
13.	Dean Decker	77-78	56	307
14.	Chase Tapley	10-11-12-13	134	303
15.	Jeremy Hemsley	16-17-18-19	134	286
16.	Ray Leary	74-75-76	76	279
17.	Lorenzo Wade	07-08-09	92	275
18.	Mike Dodd	76-77-78-79	91	271
19.	Devin Watson	18-19	67	266
20.	Creon Dorsey	85-86	59	263

Assist Average

Rk	Name	Years	GP	APG
1.	Keith Smith	82-83	53	6.6
2.	Tony Gwynn	78-79-80-81	107	5.51
3.	Dean Decker	77-78	56	5.48
4.	Creon Dorsey	85-86	59	4.5
5.	Michael Best	89-90	56	4.3
6.	Devin Watson	18-19	67	3.97
7.	Deandre Moore	01-02-03	88	3.85
8.	Richie Williams	06-07-08-09	127	3.77
9.	Jeff Konek	85	57	3.702
10.	Chad Nelson	94-95-96-97	112	3.679

Field Goals

Rk	DI	Name	Years	GP	FG
1.	1.	Brandon Heath	04-05-06-07	125	749
2.	2.	Anthony Watson	83-84-85-86	110	702
3.	3.	Michael Cage	81-82-83-84	112	679
4.	4.	Chase Tapley	10-11-12-13	134	573
5.	5.	Billy White	08-09-10-11	134	529
6.	6.	Steve Copp	73-74-75-76	93	507
7.	-	Tony Pinkins	55-56-57	82	495
8.	7.	Jeremy Hemsley	16-17-18-19	134	483
-	-	Eddie Morris	80-81-82-83	105	483
10.	-	Al Skalecky	66-67-68	82	481
11.	9.	Will Connelly	75-76-77	82	477
12.	10.	Winston Shepard	13-14-15-16	139	466
13.	11.	Trey Kell	15-16-17-18	134	461
-	-	Bob Brady	52-53-54	74	461
15.	12.	Von Jacobsen	69-70-71	78	457
16.	13.	Matt Mitchell	18-19-20-21	121	454
17.	14.	Lorenzo Wade	07-08-09	92	448
18.	15.	Kim Goetz	78-79	54	435
19.	16.	Malik Pope	15-16-17-18	125	421
20.	17.	Tony Ross	87-88-89	85	413
21.	18.	Myron Epps	99-00-01-02	113	407
22.	19.	Joel Kramer	74-76-77-78	99	406
23.	20.	Marcus Slaughter	04-05-06	87	403
24.	21.	Leonard Allen	82-83-84-85	116	396

Field Goal Attempts

Rk	Name	Years	GP	FGA
1.	Brandon Heath	04-05-06-07	125	1,815
2.	Anthony Watson	83-84-85-86	110	1,576
3.	Chase Tapley	10-11-12-13	134	1,247
4.	Michael Cage	81-82-83-84	112	1,238
5.	Trey Kell	15-16-17-18	134	1,212
6.	Winston Shepard	13-14-15-16	139	1,164
7.	Jeremy Hemsley	16-17-18-19	134	1,135
8.	Steve Copp	73-74-75-76	93	1,126
9.	Eddie Morris	80-81-82-83	105	1,098
10.	D.J. Gay	08-09-10-11	140	1,046
11.	Matt Mitchell	18-19-20-21	121	1,030
12.	Will Connelly	75-76-77	82	1,020
13.	Lorenzo Wade	07-08-09	92	977
14.	Xavier Thames	12-13-14	97	949
15.	Tony Ross	87-88-89	85	933
16.	Kyle Spain	06-07-08-09	115	912
17.	Malik Pope	15-16-17-18	125	910
18.	Billy White	08-09-10-11	134	881
19.	Jamaal Franklin	11-12-13	87	857
20.	Kim Goetz	78-79	54	852

Field Goal Percentage

Rk	DI	Name	Years	FG/FGA	FG%
1.	1.	Billy White	08-09-10-11	529/881	60.0
2.	2.	Leonard Allen	82-83-84-85	396/692	57.2
3.	3.	Mitch McMullen	88-89	296/527	56.2
4.	4.	Marty Dow	90-91	309/557	55.5
5.	5.	Steve Malovic	78-79	337/609	55.3
6.	-	Danny Newport	54-55-56	379/686	55.2
7.					

Individual Career Records

12.	11.	Joel Kramer	74-76-77-78	406/779	52.1
13.	12.	Mike Dodd	76-77-78-79	392/758	51.7
14.	13.	Kim Goetz	78-79	435/852	51.1
15.	14.	Myron Epps	99-00-01-02	407/803	50.7
16.	15.	Jalen McDaniels	18-19	338/670	50.4
17.	16.	Marcelo Correa	97-98-99-00-01	273/546	50.0
18.	17.	Jimmy Wilkins	71-72	253/517	48.9
19.	18.	Zach Jones	81-82	323/668	48.4
20.	19.	JJ O'Brien	13-14-15	361/751	48.1
21.	20.	Mohamed Abukar	06-07	303/634	47.8

Three-Point Field Goals

in existence since 1986-87 season

Rk	Name	Years	GP	3FG
1.	Brandon Heath	04-05-06-07	125	281
2.	Tony Ross	87-88-89	85	270
3.	Chase Tapley	10-11-12-13	134	223
4.	D.J. Gay	08-09-10-11	140	219
5.	Jordan Schakel	18-19-20-21	118	216
6.	John Sharper	03-04-05-06	119	166
7.	Matt Mitchell	18-19-20-21	121	162
8.	Jeremy Hemsley	16-17-18-19	134	153
9.	Trey Kell	15-16-17-18	134	150
10.	Devin Watson	18-19	67	138
	Matt Shrigley	14-15-16-17	113	138
12.	Jason Richey	97-98	52	136
13.	Kyle Spain	06-07-08-09	115	130
14.	James Rahon	11-12-13	100	129
15.	Chad Nelson	94-95-96-97	112	122
16.	Xavier Thames	12-13-14	97	114
17.	Richie Williams	06-07-08-09	127	112
18.	Michael Best	89-90	56	107
19.	Al Faux	01-02	57	106
20.	Jamaal Franklin	11-12-13	87	100

Three-Point Field Goal Attempts

in existence since 1986-87 season

Rk	Name	Years	GP	3FGA
1.	Brandon Heath	04-05-06-07	125	798
2.	D.J. Gay	08-09-10-11	140	607
3.	Tony Ross	87-88-89	85	589
4.	Chase Tapley	10-11-12-13	134	565
5.	Jordan Schakel	18-19-20-21	118	505
6.	Trey Kell	15-16-17-18	134	485
7.	Matt Mitchell	18-19-20-21	121	450
8.	Jeremy Hemsley	16-17-18-19	134	443
9.	Matt Shrigley	14-15-16-17	113	420
10.	John Sharper	03-04-05-06	119	412
11.	Jason Richey	97-98	52	381
12.	James Rahon	11-12-13	100	368
13.	Devin Watson	18-19	67	359
14.	Chad Nelson	94-95-96-97	112	337
15.	Kyle Spain	06-07-08-09	115	332
16.	Jamaal Franklin	11-12-13	87	328
17.	Xavier Thames	12-13-14	97	320
18.	Richie Williams	06-07-08-09	127	303
19.	Michael Best	89-90	56	292
20.	David Abramowitz	99-00-01	79	284

Three-Point Field Goal Percentage

min. 40 career three-point field goals

Rk	Name	Years	3FG/3FGA	3FG%
1.	Tony Ross	87-88-89	270/589	45.84
2.	Jordan Schakel	18-19-20-21	216/505	42.77
3.	Al Faux	01-02	106/256	41.41
4.	John Sharper	03-04-05-06	166/412	40.29
5.	Steve Sir	03-04	47/118	39.83
6.	Chase Tapley	10-11-12-13	223/565	39.47
7.	Kyle Spain	06-07-08-09	130/332	39.16
8.	Devin Watson	18-19	138/359	38.44
9.	KJ Feagin	20	58/151	38.41
10.	Malik Pope	15-16-17-18	92/241	38.17
11.	Malachi Flynn	20	76/204	37.25
12.	Richie Williams	06-07-08-09	112/303	36.96
13.	Michael Best	89-90	107/292	36.64
14.	Tony Clark	92-93	52/142	36.62
15.	Chad Nelson	94-95-96-97	122/337	36.20
16.	D.J. Gay	08-09-10-11	219/607	36.08
17.	Matt Mitchell	18-19-20-21	162/450	36.00

18.	Aqeel Quinn	14-15	82/228	35.96
19.	Jason Richey	97-98	136/381	35.70
20.	Xavier Thames	12-13-14	114/320	35.63
21.	Max Montana	17-18	93/263	35.36
22.	Brandon Heath	04-05-06-07	281/798	35.21

Free Throws

Rk	DI	Name	Years	GP	FT
1.	1.	Michael Cage	81-82-83-84	112	488
2.	-	Tony Pinkins	55-56-57	82	485
3.	-	Bob Brady	52-53-54	74	467
4.	2.	Winston Shepard	13-14-15-16	139	428
		Chad Nelson	94-95-96-97	112	415
6.	4.	Brandon Heath	04-05-06-07	125	410
7.	5.	Marcus Slaughter	04-05-06	87	388
8.	6.	Xavier Thames	12-13-14	97	372
9.	-	Bernie Finlay	58-59-60	73	352
10.	7.	Jamaal Franklin	11-12-13	87	349
11.	8.	Matt Mitchell	18-19-20-21	121	346
12.	9.	Kyle Spain	06-07-08-09	115	336
13.	10.	Trey Kell	15-16-17-18	134	331
		Anthony Watson	83-84-85-86	110	331
15.	-	Al Skalecky	66-67-68	82	309
16.	11.	Courtie Miller	90-91-92-93-94	101	302
17.	12.	Steve Copp	73-74-75-76	93	293
18.	-	Danny Newport	54-55-56	76	290
19.	13.	Myron Epps	99-00-01-02	113	274
20.	14.	Jeremy Hemsley	16-17-18-19	134	273
21.	15.	Tony Gwynn	78-79-80-81	107	245
22.	16.	Lorenzo Wade	07-08-09	92	240
23.	18.	Will Connelly	75-76-77	82	234
24.	19.	Tony Bland	02-03	63	233
25.	20.	Leonard Allen	82-83-84-85	116	227

Free Throw Attempts

DI	Name	Years	GP	FTA
1.	Michael Cage	81-82-83-84	112	667
2.	Winston Shepard	13-14-15-16	139	653
3.	Marcus Slaughter	04-05-06	87	530
4.	Brandon Heath	04-05-06-07	125	524
5.	Chad Nelson	94-95-96-97	112	519
6.	Trey Kell	15-16-17-18	134	468
7.	Myron Epps	99-00-01-02	113	466
8.	Jamaal Franklin	11-12-12	87	446
	Anthony Watson	83-84-85-86	110	446
10.	Xavier Thames	12-13-14	97	443
11.	Steve Copp	73-74-75-76	93	439
12.	Kyle Spain	06-07-08-09	115	434
13.	Matt Mitchell	18-19-20-21	121	428
14.	Jeremy Hemsley	16-17-18-19	134	406
15.	Courtie Miller	90-91-92-93-94	101	398
16.	Will Connelly	75-76-77	82	376
17.	Leonard Allen	82-83-84-85	116	369
18.	Mitch McMullen	88-89	58	356
19.	Lorenzo Wade	07-08-09	92	341
20.	Tony Bland	02-03	63	340

Free Throw Percentage

min. 40 career free throws

Rk	DI	Name	Years	FT/FTA	FT%
1.	1.	Jordan Schakel	18-19-20-21	145/167	86.83
2.	2.	Malachi Flynn	20	120/140	85.71
3.	3.	Kim Goetz	78-79	135/158	85.44
4.	-	Mike Spigler	69-70	112/134	83.58
5.	4.	LaBradford Franklin	11-12-13	45/54	83.33
6.	5.	Xavier Thames	12-13-14	372/449	82.85
7.	6.	Steve Malovic	78-79	164/199	82.41
8.	7.	Mohamed Abukar	06-07	186/226	82.30
9.	8.	Matt Mitchell	18-19-20-21	346/428	80.84
10.	9.	Jason Richey	97-98	218/271	80.44
11.	10.	Tony Ross	87-88-89	163/203	80.30
12.	11.	Chad Nelson	94-95-96-97	415/519	79.96
13.	12.	Jamaal Franklin	11-12-13	349/446	78.25
14.	13.	Brandon Heath	04-05-06-07	410/524	78.24
15.	14.	Mike Dodd	76-77-78-79	144/185	77.84
16.	-	Bernie Finlay	58-59-60	352/453	77.70
17.	15.	Kyle Spain	06-07-08-09	336/434	77.42
18.	16.	Max Montana	17-18	54/70	77.14
19.	17.	Chris McMurray	72-73	130/169	76.92

20.	18.	Joel Kramer	74-76-77-78	137/179	76.54
21.	19.	Jimmy Wilkins	71-72	149/195	76.41
22.	20.	Chase Tapley	10-11-12-13	157/206	76.21

Blocks

since 1978-79 season

Rk	Name	Years	GP	Blk.
1.	Skylar Spencer	13-14-15-16	144	303
2.	Leonard Allen	82-83-84-85	116	214
3.	Malcolm Thomas	10-11	71	127
4.	Michael Cage	81-82-83-84	112	118
5.	Joe McNaull	91-92-93	86	114
6.	Malik Pope	15-16-17-18	125	113
7.	Aerick Sanders	01-02-03-04	109	105
8.	Billy White	08-09-10-11	134	102
9.	Marcelo Correa	97-98-99-00-01	112	100
10.	Nathan Mensah	19-20-21	72	96
11.	Marcus Slaughter	04-05-06	87	78
12.	Lorenzo Wade	07-08-09	92	72
13.	Eddy Gordon	80-81-82-83	107	71
14.	Marty Dow	90-91	52	68
	Rodney Hawkins	86-87-88	70	68
16.	Dakarai Allen	14-15-16-17	133	66
17.	Leon Carter	95-96	57	58
18.	Marc Carter	94-95	56	55
19.	Chase Tapley	10-11-12-13	134	54
20.	Valentine Izundu	17	30	53

Steals

since 1978-79 season

Rk	Name	Years	GP	Steals
1.	Richie Williams	06-07-08-09	127	246
2.	Brandon Heath	04-05-06	125	217
3.	Anthony Watson	83-84-85-86	110	192
4.	Chase Tapley	10-11-12-13	134	187
5.	Chad Nelson	94-95-96-97	112	175
6.	Billy White	08-09-10-11	134	149
7.	Tony Gwynn	78-79-80-81	107	141
8.	Kyle Spain	06-07-08-09	115	137
9.	Eddie Morris	80-81-82-83	105	131
10.	Trey Kell	15-16-17-18	134	126
	D.J. Gay	08-09-10-11	140	126
	Matt Watts	98-99	53	126
	Michael Best	89-90	56	126
	Michael Cage	81-82-83-84	112	126
15.	Matt Mitchell	18-19-20-21	121	126
16.	Lorenzo Wade	07-08-09	92	125
17.	Dakarai Allen	14-15-16-17	133	121
18.	Xavier Thames	12-13-14	97	120
19.	Deandre Moore	01-02-03	88	114
20.	Eddy Gordon	80-81-82-83	107	111

Games Played

Rk	DI	Name	Years	GP
1.	1.	Skylar Spencer	13-14-15-16	144
2.	2.	D.J. Gay	08-09-10-11	140
3.	3.	Winston Shepard	13-14-15-16	139
4.	4.	Jeremy Hemsley	16-17-18-19	134
		Trey Kell	15-16-17-18	134
		Chase Tapley	10-11-12-13	134
		Billy White	08-09-10-11	134
8.	8.	Dakarai Allen	14-15-16-17	133
9.	9.	Richie Williams	06-07-08-09	127
10.	10.	Malik Pope	15-16-17-18	125
		Brandon Heath	04-05-06-07	125
12.	12.	Matt Thomas	05-06-07-08-09	124
13.	13.	Matt Mitchell	18-19-20-21	121
14.	14.	John Sharper	03-04-05-06	119
15.	15.	Jordan Schakel	18-19-20-21	118
16.	16.	Leonard Allen	82-83-84-85	116
17.	17.	Kyle Spain	06-07-08-09	115
18.	18.	Matt Shrigley	14-15-16-17	113
		Myron Epps	99-00-01-02	113
		Berry Randle		

Individual Career Records

Games Started

since 1978-79				
Rk	Name	Years	GP	GS
1.	Billy White	08-09-10-11	134	124
2.	D.J. Gay	08-09-10-11	140	120
	Brandon Heath	04-05-06-07	125	120
4.	Chase Tapley	10-11-12-13	134	114
5.	Trey Kell	15-16-17-18	134	112
	Michael Cage	81-82-83-84	112	112
7.	Leonard Allen	82-83-84-85	116	110
8.	Richie Williams	06-07-08-09	127	109
9.	Matt Mitchell	18-19-20-21	121	105
10.	JJ O'Brien	13-14-15	105	104
11.	Chad Nelson	94-95-96-97	112	103
12.	Skylar Spencer	13-14-15	144	102
13.	Winston Shepard	13-14-15	139	101
14.	Jeremy Hemsley	16-17-18-19	134	95
	Kyle Spain	06-07-08-09	115	95
16.	Anthony Watson	83-84-85-86	110	93
17.	Xavier Thames	12-13-14	97	91
	Marcelo Correa	97-98-99-00-01	112	91
19.	Myron Epps	99-00-01-02	113	81
20.	Marcus Slaughter	04-05-06	87	74

Consecutive Games Started

since 1980-81 season				
Rk	Name	Years	GP	CGS
1.	Michael Cage	81-82-83-84	112	112
2.	Chad Nelson	94-95-96-97	112	103
3.	Brandon Heath	04-05-06-07	125	85
4.	Skylar Spencer	13-14-15-16	144	76
5.	Matt Mitchell	18-19-20-21	120	72
6.	D.J. Gay	08-09-10-11	140	71
7.	Leonard Allen	82-83-84-85	116	70
8.	Malcolm Thomas	10-11	71	68
9.	Devin Watson	2018-19	67	67
10.	Trey Kell	15-16-17	106	66
11.	Kawhi Leonard	10-11	70	64
12.	Winston Shepard	13-14-15-16	139	62
	JJ O'Brien	13-14-15	105	62
14.	Randy Holcomb	01-02	61	61
15.	Matt Mitchell	18-19	67	60
	Aerick Sanders	01-02-03-04	109	60
17.	Myron Epps	99-00-01-02	113	58
18.	Chris Walters	1993-94	57	57
	Joe McNaull	91-92-93	86	57
20.	Jamaal Franklin	11-12-13	87	55
	Kevin Betts	97-98	55	55
	Anthony Watson	83-84-85-86	110	55

Minutes Played

since 1978-79 season				
Rk	Name	Years	GP	Min.
1.	Brandon Heath	04-05-06-07	125	4,275
2.	Michael Cage	81-82-83-84	112	4,262
3.	D.J. Gay	08-09-10-11	140	4,222
4.	Chase Tapley	10-11-12-13	134	3,813
5.	Richie Williams	06-07-08-09	127	3,780
6.	Chad Nelson	94-95-96-97	103	3,692
7.	Trey Kell	15-16-17-18	134	3,640
8.	Jeremy Hemsley	16-17-18-19	134	3,632
9.	Winston Shepard	13-14-15-16	139	3,583
10.	Billy White	08-09-10-11	134	3,532
11.	Anthony Watson	83-84-85-86	110	3,330
12.	Matt Mitchell	18-19-20-21	120	3,230
13.	Leonard Allen	82-83-84-85	116	3,191
14.	Skylar Spencer	13-14-15-16	144	3,100
15.	JJ O'Brien	13-14-15	105	3,077
16.	Xavier Thames	12-13-14	97	3,035
17.	Myron Epps	99-00-01-02	113	2,971
18.	Kyle Spain	06-07-08-09	115	2,948
19.	Lorenzo Wade	07-08-09	92	2,911
20.	Malik Pope	15-16-17-18	125	2,732

Efficiency Points

since 1978-79 season				
Rk	Name	Years	GPEff.	Pts.
1.	Michael Cage	81-82-83-84	112	2,534

2.	Brandon Heath	04-05-06-07	125	1,652
3.	Billy White	08-09-10-11	134	1,635
4.	Chase Tapley	10-11-12-13	134	1,574
5.	Marcus Slaughter	04-05-06	87	1,495
6.	Steve Copp	73-74-75-76	93	1,450
7.	Matt Mitchell	18-19-20-21	121	1,435
8.	Joel Kramer	74-76-77-78	99	1,407
9.	Leonard Allen	82-83-84-85	116	1,395
10.	Chad Nelson	94-95-96-97	112	1,351
11.	Winston Shepard	13-14-15-16	139	1,343
12.	Anthony Watson	83-84-85-86	110	1,337
13.	Kawhi Leonard	10-11	70	1,322
14.	Malik Pope	15-16-17-18	125	1,311
15.	Kyle Spain	06-07-08	115	1,308
16.	Trey Kell	15-16-17-18	134	1,302
17.	Aerick Sanders	01-02-03-04	109	1,276
18.	Jamaal Franklin	11-12-13	87	1,282
19.	Skylar Spencer	13-14-15-16	144	1,252
20.	Lorenzo Wade	07-08-09	92	1,244
21.	Richie Williams	06-07-08-09	127	1,220

Efficiency Average

min. 50 games; since 1978-79 season				
Rk	Name	Years	GP	EPG
1.	Michael Cage	81-82-83-84	112	22.63
2.	Steve Malovic	78-79	55	20.67
3.	Kawhi Leonard	10-11	70	18.89
4.	Marty Dow	90-91	52	17.52
5.	Marcus Slaughter	04-05-06	87	17.18
6.	Jalen McDaniels	18-19	67	16.54
7.	Malcolm Thomas	10-11	71	16.24
8.	Kim Goetz	78-79	54	16.09
9.	Steve Copp	73-74-75-76	93	15.59
10.	Randy Holcomb	01-02	61	15.34
11.	Will Connelly	75-76-77	82	14.83
12.	Jamaal Franklin	11-12-13	87	14.74
13.	Jason Richey	97-98	52	14.40
14.	Joel Kramer	74-76-77-78	99	14.21
15.	Mahamed Abukar	06-07	54	14.20
16.	Leon Carter	95-96	57	13.82
17.	Mitch McMullen	88-89	58	13.78
18.	Lorenzo Wade	07-08-09	92	13.52
19.	Tony Bland	02-03	63	13.27
20.	Brandon Heath	04-05-06-07	125	13.22

Points-Rebounds-Assists

since 1972-73 season				
Rk	Name	Years	GP	PRA
1.	Michael Cage	81-82-83-84	112	3,261
2.	Brandon Heath	04-05-06-07	125	3,002
3.	Anthony Watson	83-84-85-86	110	2,453
4.	Winston Shepard	13-14-15-16	139	2,424
5.	Trey Kell	15-16-17-18	134	2,241
6.	Chase Tapley	10-11-12-13	134	2,238
7.	Steve Copp	73-74-75-76	93	2,215
8.	Matt Mitchell	18-19-20-21	121	2,176
9.	Marcus Slaughter	04-05-06	87	2,099
10.	Billy White	08-09-10-11	134	2,069
11.	Chad Nelson	94-95-96-97	112	2,007
12.	Jeremy Hemsley	16-17-18-19	134	2,000
13.	Kyle Spain	06-07-08-09	115	1,959
14.	Jamaal Franklin	11-12-13	87	1,952
15.	Lorenzo Wade	07-08-09	92	1,918
16.	Will Connelly	75-76-77	82	1,901
17.	Malik Pope	15-16-17-18	124	1,869
18.	Kawhi Leonard	10-11	70	1,862
19.	Xavier Thames	12-13-14	97	1,833
20.	Joel Kramer	74-76-77-78	99	1,822

Victories

since 1975-76				
Rk	Name	Years	GP	Wins
1.	Skylar Spencer	13-14-15-16	144	109
2.	D.J. Gay	08-09-10-11	140	105
3.	Winston Shepard	13-14-15-16	139	104
4.	Chase Tapley	10-11-12-13	134	103
5.	Billy White	08-09-10-11	134	101
6.	Dakarai Allen	14-15-16-17	133	99
7.	Matt Mitchell	18-19-20-21	121	92

	Trey Kell	15-16-17-18	134	92
9.	Jordan Schakel	18-19-20-21	118	88
10.	Jeremy Hemsley	16-17-18-19	134	87
11.	Malik Pope	15-16-17-18	125	86
12.	Matt Shrigley	14-15-16-17	113	85
	Tim Shelton	08-09-10-11-12	109	85
	Richie Williams	06-07-08-09	127	85
15.	JJ O'Brien	13-14-15	105	80
	Kyle Spain	06-07-08-09	115	80
17.	James Rahon	11-12-13	100	78
18.	Leonard Allen	82-83-84-85	116	76
19.	Xavier Thames	12-13-14	97	75
20.	Matt Thomas	05-06-07-08-09	124	74

Conference Victories

since 1975-76				
Rk	Name	Years	CGP	Wins
1.	Winston Shepard	13-14-15-16	70	55
	Skylar Spencer	13-14-15-16	70	55
3.	Matt Mitchell	18-19-20-21	66	51
	Dakarai Allen	14-15-16-17	68	51
5.	Matt Shrigley	14-15-16-17	64	49
6.	Trey Kell	15-16-17-18	68	48
	Malik Pope	15-16-17-18	67	48
8.	Jordan Schakel	18-19-20-21	63	47
9.	Jeremy Hemsley	16-17-18-19	69	45
	D.J. Gay	08-09-10-11	64	45
11.	Billy White	08-09-10-11	56	43
12.	Chase Tapley	10-11-12-13	59	41
13.	JJ O'Brien	13-14-15	51	39
	Richie Williams	06-07-08-09	60	39
15.	Kyle Spain	06-07-08-09	51	36
	Leonard Allen	82-83-84-85	64	36
17.	Xavier Thames	12-13-14	44	33
	Michael Cage	81-82-83-84	64	33
19.	Matt Thomas	05-06-07-08-09	59	32
	Brandon Heath	04-05-06-07	60	32
	Anthony Watson	83-84-85-86	64	32

Division I Freshman Season Records

Points

Rk	Name	Points	Year
1.	Tony Ross	455	1987
2.	Jeremy Hemsley	443	2016
3.	Kawhi Leonard	433	2010
4.	Brandon Heath	413	2004
5.	Matt Mitchell	346	2018
6.	Jalen McDaniels	345	2018
7.	Eddy Gordon	345	1980
8.	Presnell Gilbert	338	1977
9.	Anthony Watson	319	1983
9.	Eddie Morris	319	1980

Scoring Average

Rk	Name	PPG	Year
1.	Tony Ross	16.3	1987
2.	Presnell Gilbert	15.4	1977
3.	Brandon Heath	13.8	2004
4.	Eddie Morris	13.3	1980
5.	Eddy Gordon	12.8	1980
6.	Kawhi Leonard	12.7	2010
7.	Jeremy Hemsley	12.0	2016
8.	Myron Epps	11.8	1999
9.	Anthony Watson	11.4	1983
10.	Michael Cage	10.9	1981

Rebounds

Rk	Name	Rebounds	Year
1.	Michael Cage	355	1981
2.	Kawhi Leonard	336	2010
3.	Jalen McDaniels	248	2018
4.	Eddy Gordon	239	1980
5.	Zylan Cheatham	205	2016
6.	Marcus Slaughter	204	2004
7.	Billy White	195	2008
8.	Nathan Mensah	187	2019
9.	Steve Copp	173	1973
10.	Tim Shelton	161	2009

Rebound Average

Rk	Name	RPG	Year
1.	Michael Cage	13.1	1981
2.	Kawhi Leonard	9.9	2010
3.	Eddy Gordon	8.9	1980
4.	Jalen McDaniels	7.5	2018
5.	Marcus Slaughter	6.8	2004
6.	Steve Copp	6.7	1973
7.	Presnell Gilbert	6.5	1977
8.	Billy White	5.9	2008
9.	Kyle Spain	5.6	2006
10.	Myron Epps	5.6	1999

Assists

Rk	Name	Assists	Year
1.	Raymond King	150	1996
2.	Richie Williams	127	2006
3.	Mark Delsman	120	1974
4.	Bradley Jackson	101	2000
5.	Jason Hamilton	97	1993
6.	Chad Nelson	90	1994
7.	Anthony Watson	85	1983
8.	Tracy Dildy	73	1986
9.	Chase Tapley	72	2010
10.	Jeremy Hemsley	68	2016

Assist Average

Rk	Name	APG	Year
1.	Raymond King	5.2	1996
2.	Mark Delsman	4.6	1974
3.	Richie Williams	3.8	2006
4.	Jason Hamilton	3.7	1993
5.	Bradley Jackson	3.6	2000
6.	Chad Nelson	3.2	1994
7.	Anthony Watson	3.0	1983
8.	Tracy Dildy	2.5	1986
9.	David Abramowitz	2.3	1999
10.	Chase Tapley	2.2	2010

Blocks

Rk	Name	Blocks	Year
1.	Skylar Spencer	51	2013
2.	Leonard Allen	45	1982
3.	Eddy Gordon	43	1980
4.	Nathan Mensah	39	2019
5.	Joe McNaull	32	1991
6.	Zylan Cheatham	26	2016
7.	Billy White	25	2008
8.	Evan Burns	25	2003
9.	Malik Pope	24	2015
10.	Kawhi Leonard	24	2010

Steals

Rk	Name	Steals	Year
1.	Raymond King	63	1996
2.	Richie Williams	58	2006
3.	Jason Hamilton	55	1993
4.	Kawhi Leonard	47	2010
5.	Billy White	47	2008
6.	Brandon Heath	41	2004
7.	Tracy Dildy	40	1986
8.	Bradley Jackson	38	2000
9.	Chase Tapley	37	2010
10.	Matt Mitchell	36	2018
	Chad Nelson	36	1994

Field Goals

Rk	Name	FG	Year
1.	Kawhi Leonard	166	2010
2.	Tony Ross	152	1987
3.	Eddy Gordon	149	1980
4.	Presnell Gilbert	148	1977
5.	Jeremy Hemsley	147	2016
6.	Brandon Heath	144	2004
7.	Eddie Morris	144	1980
8.	Anthony Watson	132	1983
9.	Jalen McDaniels	126	2018
10.	Billy White	118	2008

Field Goal Attempts

Rk	Name	FGA	Year
1.	Brandon Heath	368	2004
2.	Kawhi Leonard	365	2010
3.	Tony Ross	364	1987
4.	Jeremy Hemsley	342	2016
5.	Eddie Morris	326	1980
6.	Presnell Gilbert	321	1977
7.	Anthony Watson	320	1983
8.	Eddy Gordon	312	1980
9.	Matt Mitchell	258	2018
10.	Myron Epps	241	1999

Field Goal Percentage

Rk	Name	Pct.	Year
1.	Billy White	61.5	2008
2.	Jalen McDaniels	58.6	2018
3.	Michael Cage	55.8	1981
4.	Zylan Cheatham	52.8	2016
5.	Tim Shelton	50.2	2009
6.	Chase Tapley	50.0	2010
7.	Kyle Spain	49.5	2006
8.	Evan Burns	49.2	2003
9.	Myron Epps	48.1	1999
10.	Eddy Gordon	47.8	1980

Three-Point Field Goals

Rk	Name	3FGs	Year
1.	Tony Ross	104	1987
2.	Matt Mitchell	49	2018
3.	Brandon Heath	48	2004
4.	Steve Sir	46	2003
5.	D.J. Gay	45	2008
6.	Jeremy Hemsley	42	2016
7.	Matt Shrigley	40	2014
8.	Chase Tapley	35	2010
9.	David Abramowitz	29	1999

10.	Jason Hamilton	28	1993
-----	----------------	----	------

Three-Point Field Goal Attempts

Rk	Name	3FGA	Year
1.	Tony Ross	223	1987
2.	Brandon Heath	160	2004
3.	Matt Mitchell	137	2018
4.	D.J. Gay	121	2008
5.	Jeremy Hemsley	118	2016
6.	Steve Sir	114	2003
7.	Matt Shrigley	113	2014
8.	Chase Tapley	93	2010
9.	David Abramowitz	87	1999
10.	Robert Ringo	84	1992

Three-Point Field Goal Pct.

Rk	Name	Pct.	Year
1.	Jason Hamilton	50.0	1993
2.	Chad Nelson	46.7	1994
3.	Tony Ross	46.6	1987
4.	Steve Sir	40.4	2003
5.	Chase Tapley	37.6	2010
6.	D.J. Gay	37.2	2008
7.	Matt Mitchell	35.8	2018
8.	Jeremy Hemsley	35.6	2016
9.	Matt Shrigley	35.4	2014
10.	Jordan Schakel	34.6	2018

Free Throws

Rk	Name	FT	Year
1.	Zylan Cheatham	111	2016
2.	Jeremy Hemsley	107	2016
3.	Jalen McDaniels	89	2018
4.	Kawhi Leonard	85	2010
5.	Brandon Heath	77	2004
6.	Myron Epps	76	1999
7.	Steve Copp	76	1973
8.	Matt Mitchell	65	2018
	Matt Thomas	65	2005
	Michael Cage	65	1981

Free Throw Attempts

Rk	Name	FTA	Year
1.	Zylan Cheatham	155	2016
2.	Myron Epps	147	1999
3.	Jeremy Hemsley	141	2016
4.	Kawhi Leonard	117	2010
5.	Jalen McDaniels	113	2018
6.	Steve Copp	113	1973
7.	Brandon Heath	110	2004
8.	Vincent Okotie	96	1999
9.	Matt Thomas	95	2005
10.	Kyle Spain	92	2006

Free Throw Percentage

Rk	Name	Pct.	Year
1.	Jalen McDaniels	78.8	2018
2.	Matt Mitchell	76.5	2018
3.	Jeremy Hemsley	75.9	2016
4.	Michael Cage	75.6	1981
5.	Bradley Jackson	74.0	2000
6.	Chad Nelson	73.2	1994
7.	Kawhi Leonard	72.6	2010
8.	Marcus Slaughter	72.4	2004
9.	Zylan Cheatham	71.6	2016
	Richie Williams	71.6	2006

Minutes Played

Rk	Name	Min.	Year
1.	Kawhi Leonard	1,064	2010
2.	Michael Cage	1,031	1981
3.	Raymond King	1,016	1996
4.	Jeremy Hemsley	1,014	2016
5.	Billy White	946	2008
6.	Richie Williams	935	2006

7.	Brandon Heath	897	2004
8.	Matt Mitchell	874	2018
	Jason Hamilton	874	1993
10.	Bradley Jackson	830	2000

Efficiency Points

Rk	Name	Points	Year
1.	Kawhi Leonard	597	2010
2.	Michael Cage	537	1981
3.	Jalen McDaniels	519	2018
4.	Eddy Gordon	453	1980
5.	Billy White	429	2008
6.	Zylan Cheatham	390	2016
7.	Marcus Slaughter	360	2004
8.	Matt Mitchell	350	2018
9.	Nathan Mensah	343	2019
10.	Jeremy Hemsley	339	2016

Efficiency Average

Rk	Name	EPG	Year
1.	Michael Cage	19.89	1981
2.	Kawhi Leonard	17.55	2010
3.	Eddy Gordon	16.78	1980
4.	Jalen McDaniels	15.73	2018
5.	Billy White	13.00	2008
6.	Marcus Slaughter	12.00	2004
7.	Evan Burns	11.69	2003
8.	Kyle Spain	11.43	2006
9.	Matt Mitchell	10.61	2018
10.	Jason Hamilton	10.42	1993

Points-Rebs.-Assists (PRA)

Rk	Name	PRA	Year
1.	Kawhi Leonard	834	2010
2.	Michael Cage	661	1981
3.	Eddy Gordon	630	1980
4.	Jalen McDaniels	622	2018
5.	Jeremy Hemsley	600	2016
6.	Tony Ross	551	1987
7.	Brandon Heath	546	2004
8.	Zylan Cheatham	541	2016
9.	Matt Mitchell	534	2018
10.	Presnell Gilbert	516	1977

PRA Average

Rk	Name	PRAPG	Year
1.	Kawhi Leonard	24.53	2010
2.	Michael Cage	24.48	1981
3.	Presnell Gilbert	23.45	1977
4.	Eddy Gordon	23.33	1980
5.	Tony Ross	19.68	1987
6.	Jalen McDaniels	18.85	2018
7.	Steve Copp	18.31	1973
8.	Brandon Heath	18.20	2004
9.	Eddie Morris	18.08	1980
10.	Myron Epps	17.96	1999

SAN DIEGO STATE SCHEDULE/RESULTS

Record: 21-4 (Home: 13-2, Away: 6-2, Neutral: 2-0)

Mountain West: 14-3 (Home: 9-1, Away: 5-2)

Date	SDSU NR	Opponent	SDSU Result	W-L	Record	MW	Scorer	San Diego State High			Attendance
								Rebounder	Assists		
Nov. 25	rv/rv	(22/21) UCLA	W 73-58	W1	1-0		Mitchell, Schakel - 15	Mensah - 7	Pulliam - 6		
Nov. 27	rv/rv	UC IRVINE (D)	W 77-58	W2	2-0		Johnson - 14	Arop - 7	Tomaic - 3		
Dec. 2	rv/rv	ST. KATHERINE	W 83-41	W3	3-0		Schakel - 16	Mensah - 7	Pulliam - 4		
Dec. 6	rv/rv	PEPPERDINE (D)	W 65-60	W4	4-0		Schakel - 17	Mensah - 6	Arop, Gomez, Pulliam - 3		
Dec. 10	24/rv	at (23/23) Arizona State	W 80-68	W5	5-0		Schakel - 25	Mensah - 15	Gomez - 4		
Dec. 18	18/20	BRIGHAM YOUNG (D)	L 62-72	L1	5-1		Mitchell - 35	Arop, Pulliam - 4	Pulliam - 5		
Dec. 22	rv/rv	vs. Saint Mary's #	W 74-49	W1	6-1		Mensah - 18	Mensah - 13	Gomez - 4		
Jan. 2	rv/23	COLORADO STATE* (D)	L 67-70	L1	6-2	0-1	Gomez - 19	Mitchell - 7	Pulliam - 6		
Jan. 4	rv/rv	(-/rv) COLORADO STATE*	W 78-65	W1	7-2	1-1	Schakel - 28	Schakel - 9	Pulliam - 5		
Jan. 7	rv/rv	NEVADA*	W 65-60	W2	8-2	2-1	Mitchell - 20	Mitchell - 10	Gomez, Schakel - 3		
Jan. 9	rv/rv	NEVADA* (:00)	W 69-67	W3	9-2	3-1	Mitchell - 20	Mitchell - 8	Gomez, Pulliam, Mitchell - 3		
Jan. 14	rv/rv	at Utah State*	L 45-57	L1	9-3	3-2	Mensah - 13	Mensah - 9	four tied w/2		1,585
Jan. 16	rv/rv	at Utah State* (D)	L 59-64	L2	9-4	3-3	Gomez - 16	Johnson, Mensah - 5	Pulliam - 2		1,638
Jan. 22	-/rv	at Air Force*	W 98-61	W1	10-4	4-3	Schakel - 18	Mensah - 7	Pulliam - 6		
Jan. 24	-/rv	at Air Force*	W 91-59	W2	11-4	5-3	Schakel - 24	Johnson, Mitchell - 7	Gomez - 6		
Jan. 28	-/rv	WYOMING*	W 87-57	W3	12-4	6-3	Schakel - 16	Mitchell, Tomaic - 7	Butler - 6		
Jan. 30	-/rv	WYOMING*	W 98-71	W4	13-4	7-3	Mitchell - 26	Johnson, Mitchell - 5	Butler, Gomez, Mitchell - 4		
Feb. 3	rv/rv	at New Mexico*	<i>Game was declared a forfeit by the Mountain West Conference but is not reflected in overall or league record</i>								
Feb. 5	rv/rv	at New Mexico*	<i>Game was declared a forfeit by the Mountain West Conference but is not reflected in overall or league record</i>								
Feb. 8	rv/rv	SAN JOSE STATE*	W 85-54	W5	14-4	8-3	Schakel - 23	Johnson - 13	Pulliam, Seiko - 5		
Feb. 10	rv/rv	SAN JOSE STATE*	W 77-55	W6	15-4	9-3	Schakel - 24	Mitchell - 7	Pulliam - 5		
Feb. 18	25/rv	at Fresno State*	W 67-53	W7	16-4	10-3	Mitchell - 19	Mensah - 8	Butler, Pulliam - 3		
Feb. 20	25/rv	at Fresno State*	W 75-57	W8	17-4	11-3	Schakel - 14	Schakel - 8	Butler, Mitchell, Pulliam - 2		
Feb. 25	22/25	(rv/rv) BOISE STATE*	W-ot 78-66	W9	18-4	12-3	Mitchell - 24	Mitchell - 9	Gomez - 3		
Feb. 27	22/25	(rv/rv) BOISE STATE* (D)	W 62-58	W10	19-4	13-3	Schakel - 17	Mitchell - 8	Pulliam - 4		
Mar. 3	19/21	at UNLV*	W 71-62	W11	20-4	14-3	Mitchell - 19	Schakel - 9	Pulliam - 8		50
Mar. 11	19/T-19	vs. [8] Wyoming (MW-Quarterfinal)	W 69-66	W12	21-4		Gomez - 20	Mensah - 5	Pulliam - 4		
Mar. 12	19/T-19	vs. [5] Nevada (MW-Semifinal)									
Mar. 13	19/T-19	TBD (Championship)									

Caps denotes home game. # - Moti Athletics Center (San Luis Obispo, Calif.). ^ - Neutral site game at Lubbock Christian University (Lubbock, Texas). * - Mountain West Game. ~ - Mountain West Men's Basketball Championship (Thomas & Mack Center; Las Vegas, Nevada). SDSU NR - San Diego State national ranking (Associated Press and USA Today coaches polls at game time). Time to the right of opponent name indicates time remaining on a game-winning shot. D - Indicates game played during the afternoon.

Record/Attendance Summary

	G	W-L	Total	Average	High
Home	15	13-2			
Mountain West	10	9-1			
Away	8	6-2	3,273	409	1,638 at Utah State (1-16-21)
Mountain West	7	5-2	3,273	468	1,638 at Utah State (1-16-21)
Neutral	2	2-0			
Total	25	21-4	3,273	131	1,638 at Utah State (1-16-21)
Mountain West	17	14-3	3,273	193	1,638 at Utah State (1-16-21)

Win/Loss Margin

	1	2	3	4	5	6	7	8	9	10	12	13	14	15	18	19	20	25	27	30	31	32	37	42	=<3	=<5	=<10	
Win		1	1	1	2				1		2	1	1	1	1	1	1	1	1	1	1	1	1	1	1	2	5	6
Loss			1		1					1	1															1	2	3

SEASON STATISTICS

Record: 21-4 (Home: 13-2, Away: 6-2, Neutral: 2-0)

No.	Player	GP	GS	Min	Avg	TOTAL			3-PTS			REBOUNDS			PF	FO	A	TO	Blk	Stl	Pts	Avg								
						FG	FGA	Pct	3FG	FGA	Pct	FT	FTA	Pct									Off	Def	Tot	Avg				
20	SCHAKEL, Jordan	25	25	712	28.5	115	242	.475	74	158	.468	57	63	.905	20	86	106	4.2	53	1	24	21	3	26	361	14.4				
11	MITCHELL, Matt	22	21	637	29.0	98	221	.443	27	73	.370	108	131	.824	18	101	119	5.4	50	0	45	52	4	33	331	15.0				
03	GOMEZ, Terrell	25	13	611	24.4	79	180	.439	48	111	.432	13	15	.867	1	36	37	1.5	29	0	60	25	0	24	219	8.8				
31	MENSAH, Nathan	25	24	539	21.6	82	142	.577	0	3	.000	48	78	.615	50	105	155	6.2	63	1	14	30	35	14	212	8.5				
04	PULLIAM, Trey	25	25	649	26.0	71	179	.397	11	45	.244	19	27	.704	13	62	75	3.0	46	0	86	39	0	31	172	6.9				
23	TOMAIC, Joshua	25	1	399	16.0	45	89	.506	5	22	.227	25	34	.735	36	49	85	3.4	66	1	16	19	12	16	120	4.8				
05	BUTLER, Lamont	25	2	310	12.4	37	87	.425	8	26	.308	26	39	.667	3	39	42	1.7	44	1	38	34	1	21	108	4.3				
02	SEIKO, Adam	24	7	494	20.6	33	90	.367	26	74	.351	14	19	.737	6	46	52	2.2	33	0	35	18	0	14	106	4.4				
00	JOHNSON, Keshad	21	0	292	13.9	31	67	.463	7	21	.333	18	35	.514	23	58	81	3.9	22	1	16	11	11	5	87	4.1				
33	AROP, Aguek	18	7	260	14.4	32	67	.478	2	13	.154	15	30	.500	29	16	45	2.5	40	0	12	16	3	13	81	4.5				
10	DINWIDDIE JR., Keith	6	0	43	7.2	12	28	.429	9	21	.429	0	0	.000	1	1	2	0.3	1	0	3	1	0	2	33	5.5				
14	ALGER, Cade	7	0	16	2.3	5	6	.833	0	0	.000	3	5	.600	2	0	2	0.3	1	0	0	1	0	0	13	1.9				
12	EVANS, Che	9	0	41	4.6	3	16	.188	1	8	.125	1	2	.500	1	4	5	0.6	5	0	2	3	0	3	8	0.9				
21	BARNETT, Jared	7	0	16	2.3	2	3	.667	0	0	.000	0	0	.000	0	2	2	0.3	1	0	3	3	0	3	4	0.6				
24	BROUGHTON, Tyler	4	0	3	0.8	0	1	.000	0	0	.000	0	0	.000	0	0	0	0.0	0	0	1	0	0	0	0	0.0				
42	BROUGHTON, Triston	4	0	3	0.8	0	0	.000	0	0	.000	0	0	.000	0	0	0	0.0	0	0	0	0	0	0	0	0.0				
TEAM														42	53	95	3.8	2											14	0
SAN DIEGO STATE		25				645	1418	.455	218	575	.379	347	478	.726	245	658	903	36.1	456	5	355	287	69	205	1,855	74.2				
OPPONENTS		25				509	1310	.389	202	610	.331	288	399	.722	201	589	790	31.6	461	15	313	380	66	121	1,508	60.3				

SCORE BY PERIODS:	1st	2nd	OT	Total
SAN DIEGO STATE	918	922	15	- 1,855
OPPONENTS	666	839	3	- 1,508

Mountain West: 14-3 (Home: 9-1, Away: 5-2)

No.	Player	GP	GS	Min	Avg	TOTAL			3-PTS			REBOUNDS			PF	FO	A	TO	Blk	Stl	Pts	Avg								
						FG	FGA	Pct	3FG	FGA	Pct	FT	FTA	Pct									Off	Def	Tot	Avg				
20	SCHAKEL, Jordan	17	17	477	28.1	83	168	.494	55	112	.491	34	39	.872	14	62	76	4.5	40	1	21	14	3	19	255	15.0				
11	MITCHELL, Matt	14	13	418	29.9	68	151	.450	16	40	.400	63	74	.851	14	74	88	6.3	27	0	29	32	1	22	215	15.4				
03	GOMEZ, Terrell	17	11	430	25.3	52	126	.413	35	79	.443	6	8	.750	1	28	29	1.7	20	0	42	15	0	16	145	8.5				
31	MENSAH, Nathan	17	16	359	21.1	54	95	.568	0	0	.000	32	56	.571	34	60	94	5.5	41	0	7	25	19	10	140	8.2				
04	PULLIAM, Trey	17	17	447	26.3	47	123	.382	7	29	.241	14	17	.824	9	48	57	3.4	32	0	61	29	0	22	115	6.8				
23	TOMAIC, Joshua	17	1	282	16.6	30	61	.492	3	13	.231	23	31	.742	31	32	63	3.7	45	1	9	14	10	6	86	5.1				
05	BUTLER, Lamont	17	2	240	14.1	29	68	.426	5	19	.263	22	35	.629	2	34	36	2.1	34	1	32	27	0	17	85	5.0				
02	SEIKO, Adam	16	7	355	22.2	28	72	.389	22	60	.367	6	9	.667	2	28	30	1.9	21	0	27	14	0	7	84	5.3				
00	JOHNSON, Keshad	14	0	208	14.9	21	46	.457	4	12	.333	12	23	.522	16	43	59	4.2	17	1	11	8	7	3	58	4.1				
33	AROP, Aguek	12	1	131	10.9	21	34	.618	1	5	.200	8	15	.533	16	7	23	1.9	27	0	3	7	3	7	51	4.3				
10	DINWIDDIE JR., Keith	3	0	21	7.0	6	15	.400	3	10	.300	0	0	.000	1	0	1	0.3	0	0	3	0	0	2	15	5.0				
14	ALGER, Cade	5	0	11	2.2	5	6	.833	0	0	.000	3	5	.600	2	0	2	0.4	1	0	0	0	0	0	13	2.6				
12	EVANS, Che	6	0	31	5.2	2	12	.167	1	6	.167	1	2	.500	1	3	4	0.7	4	0	1	2	0	3	6	1.0				
21	BARNETT, Jared	5	0	11	2.2	2	2	1.000	0	0	.000	0	0	.000	0	1	1	0.2	1	0	2	2	0	3	4	0.8				
24	BROUGHTON, Tyler	3	0	2	0.7	0	1	.000	0	0	.000	0	0	.000	0	0	0	0.0	0	0	1	0	0	0	0	0.0				
42	BROUGHTON, Triston	3	0	2	0.7	0	0	.000	0	0	.000	0	0	.000	0	0	0	0.0	0	0	0	0	0	0	0	0.0				
TEAM														32	33	65	3.8	2											11	0
SAN DIEGO STATE		17				448	980	.457	152	385	.395	224	314	.713	175	453	628	36.9	312	4	249	200	43	137	1,272	74.8				
OPPONENTS		17				349	894	.390	139	420	.331	199	273	.729	129	397	526	30.9	308	9	214	256	47	91	1,036	60.9				

SCORE BY PERIODS:	1st	2nd	OT	Total
SAN DIEGO STATE	654	603	15	- 1,272
OPPONENTS	443	590	3	- 1,036

HOME/AWAY STATISTICS

Home: 13-2

No.	Player	GP	GS	Min	Avg	TOTAL			3-PTS			REBOUNDS			PF	FO	A	TO	Blk	Stl	Pts	Avg						
						FG	FGA	Pct	3FG	FGA	Pct	FT	FTA	Pct									Off	Def	Tot	Avg		
11	MITCHELL, Matt	14	14	414	29.6	73	160	.456	21	56	.375	61	74	.824	14	70	84	6.0	34	0	29	34	3	22	228	16.3		
20	SCHAKEL, Jordan	15	15	417	27.8	61	140	.436	43	94	.457	40	44	.909	10	51	61	4.1	34	1	18	15	2	15	205	13.7		
31	MENSAH, Nathan	15	14	323	21.5	48	85	.565	0	1	.000	27	45	.600	30	53	83	5.5	35	1	8	12	19	9	123	8.2		
03	GOMEZ, Terrell	15	7	348	23.2	45	105	.429	27	66	.409	5	6	.833	0	29	29	1.9	16	0	33	16	0	15	122	8.1		
04	PULLIAM, Trey	15	15	395	26.3	39	101	.386	5	23	.217	12	17	.706	7	40	47	3.1	24	0	56	25	0	19	95	6.3		
23	TOMAIC, Joshua	15	1	251	16.7	32	55	.582	5	14	.357	17	23	.739	25	33	58	3.9	39	0	12	12	6	12	86	5.7		
05	BUTLER, Lamont	15	0	169	11.3	20	48	.417	5	17	.294	18	24	.750	1	24	25	1.7	29	1	22	18	1	8	63	4.2		
00	JOHNSON, Keshad	12	0	171	14.3	23	45	.511	6	13	.462	10	21	.476	16	27	43	3.6	11	1	9	6	5	3	62	5.2		
02	SEIKO, Adam	14	5	299	21.4	18	59	.305	14	48	.292	10	12	.833	3	28	31	2.2	24	0	22	12	0	11	60	4.3		
33	AROP, Aguek	11	4	161	14.6	20	43	.465	2	10	.200	7	16	.438	20	12	32	2.9	26	0	8	8	2	9	49	4.5		
10	DINWIDDIE JR., Keith	3	0	23	7.7	6	16	.375	6	14	.429	0	0	.000	0	1	1	0.3	1	0	0	1	0	0	18	6.0		
14	ALGER, Cade	5	0	11	2.2	2	2	1.000	0	0	.000	2	2	1.000	0	0	0	0.0	1	0	0	1	0	0	6	1.2		
12	EVANS, Che	6	0	26	4.3	2	14	.143	0	7	.000	1	2	.500	1	2	3	0.5	5	0	1	0	0	3	5	0.8		
21	BARNETT, Jared	5	0	11	2.2	2	3	.667	0	0	.000	0	0	.000	0	2	2	0.4	0	0	2	1	0	2	4	0.8		
24	BROUGHTON, Tyler	4	0	3	0.8	0	1	.000	0	0	.000	0	0	.000	0	0	0	0.0	0	0	1	0	0	0	0	0.0		
42	BROUGHTON, Triston	4	0	3	0.8	0	0	.000	0	0	.000	0	0	.000	0	0	0	0.0	0	0	0	0	0	0	0	0.0		
TEAM															25	34	59	3.9	0						8			0
SAN DIEGO STATE		15			391			877	.446	134	363	.369	210	286	.734	152	406	558	37.2	279	4	221	169	38	128	1,126	75.1	
OPPONENTS		15			303			796	.381	119	381	.312	187	249	.751	115	368	483	32.2	277	6	195	230	39	62	912	60.8	

SCORE BY PERIODS:	1st	2nd	OT	Total
SAN DIEGO STATE	559	552	15	- 1,126
OPPONENTS	405	504	3	- 912

Away/Neutral: 8-2 (Away: 6-2, Neutral: 2-0)

No.	Player	GP	GS	Min	Avg	TOTAL			3-PTS			REBOUNDS			PF	FO	A	TO	Blk	Stl	Pts	Avg						
						FG	FGA	Pct	3FG	FGA	Pct	FT	FTA	Pct									Off	Def	Tot	Avg		
20	SCHAKEL, Jordan	10	10	295	29.5	54	102	.529	31	64	.484	17	19	.895	10	35	45	4.5	19	0	6	6	1	11	156	15.6		
11	MITCHELL, Matt	8	7	223	27.9	25	61	.410	6	17	.353	47	57	.825	4	31	35	4.4	16	0	16	18	1	11	103	12.9		
03	GOMEZ, Terrell	10	6	263	26.3	34	75	.453	21	45	.467	8	9	.889	1	7	8	0.8	13	0	27	9	0	9	97	9.7		
31	MENSAH, Nathan	10	10	216	21.6	34	57	.596	0	2	.000	21	33	.636	20	52	72	7.2	28	0	6	18	16	5	89	8.9		
04	PULLIAM, Trey	10	10	254	25.4	32	78	.410	6	22	.273	7	10	.700	6	22	28	2.8	22	0	30	14	0	12	77	7.7		
02	SEIKO, Adam	10	2	195	19.5	15	31	.484	12	26	.462	4	7	.571	3	18	21	2.1	9	0	13	6	0	3	46	4.6		
05	BUTLER, Lamont	10	2	141	14.1	17	39	.436	3	9	.333	8	15	.533	2	15	17	1.7	15	0	16	16	0	13	45	4.5		
23	TOMAIC, Joshua	10	0	148	14.8	13	34	.382	0	8	.000	8	11	.727	11	16	27	2.7	27	1	4	7	6	4	34	3.4		
33	AROP, Aguek	7	3	99	14.1	12	24	.500	0	3	.000	8	14	.571	9	4	13	1.9	14	0	4	8	1	4	32	4.6		
00	JOHNSON, Keshad	9	0	121	13.4	8	22	.364	1	8	.125	8	14	.571	7	31	38	4.2	11	0	7	5	6	2	25	2.8		
10	DINWIDDIE JR., Keith	3	0	20	6.7	6	12	.500	3	7	.429	0	0	.000	1	0	1	0.3	0	0	3	0	0	2	15	5.0		
14	ALGER, Cade	2	0	5	2.5	3	4	.750	0	0	.000	1	3	.333	2	0	2	1.0	0	0	0	0	0	0	7	3.5		
12	EVANS, Che	3	0	15	5.0	1	2	.500	1	1	1.000	0	0	.000	0	2	2	0.7	0	0	1	3	0	0	3	1.0		
21	BARNETT, Jared	2	0	5	2.5	0	0	.000	0	0	.000	0	0	.000	0	0	0	0.0	1	0	1	2	0	1	0	0.0		
TEAM															17	19	36	3.6	2						6			0
TOTALS		10			254			541	.470	84	212	.396	137	192	.714	93	252	345	34.5	177	1	134	118	31	77	729	72.9	
OPPONENTS		10			206			514	.401	83	229	.362	101	150	.673	86	221	307	30.7	184	9	118	150	27	59	596	59.6	

SCORE BY PERIODS:	1st	2nd	Total
SAN DIEGO STATE	359	370	- 729
OPPONENTS	261	335	- 596

WIN/LOSS STATISTICS

Wins: 21

No.	Player	GP	GS	Min	Avg	TOTAL			3-PTS			REBOUNDS				PF	FO	A	TO	Blk	Stl	Pts	Avg				
						FG	FGA	Pct	3FG	FGA	Pct	FT	FTA	Pct	Off									Def	Tot	Avg	
20	SCHAKEL, Jordan	21	21	594	28.3	102	203	.502	66	133	.496	57	63	.905	19	73	92	4.4	41	0	21	18	2	21	327	15.6	
11	MITCHELL, Matt	19	18	545	28.7	77	179	.430	20	58	.345	98	119	.824	15	92	107	5.6	43	0	38	40	4	30	272	14.3	
31	MENSAH, Nathan	21	20	445	21.2	72	123	.585	0	3	.000	40	62	.645	43	91	134	6.4	54	0	10	23	28	11	184	8.8	
03	GOMEZ, Terrell	21	13	518	24.7	66	144	.458	39	92	.424	11	13	.846	1	31	32	1.5	24	0	55	24	0	19	182	8.7	
04	PULLIAM, Trey	21	21	528	25.1	66	150	.440	9	37	.243	14	20	.700	11	46	57	2.7	34	0	71	33	0	27	155	7.4	
23	TOMAIC, Joshua	21	1	336	16.0	39	70	.557	4	15	.267	22	29	.759	33	40	73	3.5	58	1	14	18	11	12	104	5.0	
05	BUTLER, Lamont	21	2	275	13.1	31	78	.397	8	25	.320	25	37	.676	3	37	40	1.9	43	1	36	27	1	16	95	4.5	
00	JOHNSON, Keshad	17	0	253	14.9	31	62	.500	7	19	.368	16	29	.552	20	52	72	4.2	21	1	15	9	9	5	85	5.0	
02	SEIKO, Adam	20	4	402	20.1	25	74	.338	19	60	.317	14	19	.737	5	40	45	2.3	28	0	28	14	0	11	83	4.2	
33	AROP, Aguek	15	5	207	13.8	30	57	.526	2	9	.222	15	29	.517	25	11	36	2.4	34	0	11	10	3	9	77	5.1	
10	DINWIDDIE JR., Keith	6	0	43	7.2	12	28	.429	9	21	.429	0	0	.000	1	1	2	0.3	1	0	3	1	0	2	33	5.5	
14	ALGER, Cade	7	0	16	2.3	5	6	.833	0	0	.000	3	5	.600	2	0	2	0.3	1	0	0	1	0	0	13	1.9	
12	EVANS, Che	9	0	41	4.6	3	16	.188	1	8	.125	1	2	.500	1	4	5	0.6	5	0	2	3	0	3	8	0.9	
21	BARNETT, Jared	7	0	16	2.3	2	3	.667	0	0	.000	0	0	.000	0	2	2	0.3	1	0	3	3	0	3	4	0.6	
24	BROUGHTON, Tyler	4	0	3	0.8	0	1	.000	0	0	.000	0	0	.000	0	0	0	0.0	0	0	1	0	0	0	0	0.0	
42	BROUGHTON, Triston	4	0	3	0.8	0	0	.000	0	0	.000	0	0	.000	0	0	0	0.0	0	0	0	0	0	0	0	0.0	
TEAM																											
SAN DIEGO STATE		21				561 1194 .470			184 480 .383			316 427 .740			210 570 780 37.1 388				3 308 236 58 169		1,622 77.2						
OPPONENTS		21				418 1095 .382			168 515 .326			241 343 .703			162 474 636 30.3 399				13 256 316 51 98		1,245 59.3						

SCORE BY PERIODS:	1st	2nd	OT	Total
SAN DIEGO STATE	806	801	15	- 1,622
OPPONENTS	543	699	3	- 1,245

Loses: 4

No.	Player	GP	GS	Min	Avg	TOTAL			3-PTS			REBOUNDS				PF	FO	A	TO	Blk	Stl	Pts	Avg				
						FG	FGA	Pct	3FG	FGA	Pct	FT	FTA	Pct	Off									Def	Tot	Avg	
11	MITCHELL, Matt	3	3	92	30.7	21	42	.500	7	15	.467	10	12	.833	3	9	12	4.0	7	0	7	12	0	3	59	19.7	
03	GOMEZ, Terrell	4	0	93	23.3	13	36	.361	9	19	.474	2	2	1.000	0	5	5	1.3	5	0	5	1	0	5	37	9.3	
20	SCHAKEL, Jordan	4	4	118	29.5	13	39	.333	8	25	.320	0	0	.000	1	13	14	3.5	12	1	3	3	1	5	34	8.5	
31	MENSAH, Nathan	4	4	94	23.5	10	19	.526	0	0	.000	8	16	.500	7	14	21	5.3	9	1	4	7	7	3	28	7.0	
02	SEIKO, Adam	4	3	92	23.0	8	16	.500	7	14	.500	0	0	.000	1	6	7	1.8	5	0	7	4	0	3	23	5.8	
04	PULLIAM, Trey	4	4	121	30.3	5	29	.172	2	8	.250	5	7	.714	2	16	18	4.5	12	0	15	6	0	4	17	4.3	
23	TOMAIC, Joshua	4	0	63	15.8	6	19	.316	1	7	.143	3	5	.600	3	9	12	3.0	8	0	2	1	1	4	16	4.0	
05	BUTLER, Lamont	4	0	35	8.8	6	9	.667	0	1	.000	1	2	.500	0	2	2	0.5	1	0	2	7	0	5	13	3.3	
33	AROP, Aguek	3	2	53	17.7	2	10	.200	0	4	.000	0	1	.000	4	5	9	3.0	6	0	1	6	0	4	4	1.3	
00	JOHNSON, Keshad	4	0	39	9.8	0	5	.000	0	2	.000	2	6	.333	3	6	9	2.3	1	0	1	2	2	0	2	0.5	
TEAM																											
SAN DIEGO STATE		4				84 224 .375			34 95 .358			31 51 .608			35 88 123 30.8 68				2 47 51 11 36		233 58.2						
OPPONENTS		4				91 215 .423			34 95 .358			47 56 .839			39 115 154 38.5 62				2 57 64 15 23		263 65.8						

SCORE BY PERIODS:	1st	2nd	Total
SAN DIEGO STATE	112	121	- 233
OPPONENTS	123	140	- 263

MOUNTAIN WEST TOURNAMENT

Record: 1-0

No.	Player	GP	GS	Min	Avg	TOTAL			3-PTS			FT	FTA	Pct	REBOUNDS				PF	FO	A	TO	Blk	Stl	Pts	Avg
						FG	FGA	Pct	3FG	FGA	Pct				Off	Def	Tot	Avg								
03	GOMEZ, Terrell	1	1	34	34.0	8	12	.667	1	3	.333	3	3	1.000	0	1	1	1.0	1	0	2	2	0	2	20	20.0
20	SCHAKEL, Jordan	1	1	34	34.0	5	9	.556	3	5	.600	2	2	1.000	2	4	6	6.0	4	0	0	0	0	0	15	15.0
04	PULLIAM, Trey	1	1	23	23.0	7	13	.538	1	5	.200	0	0	.000	1	0	1	1.0	1	0	4	1	0	2	15	15.0
11	MITCHELL, Matt	1	1	31	31.0	1	4	.250	0	2	.000	6	6	1.000	0	4	4	4.0	3	0	3	2	0	1	8	8.0
05	BUTLER, Lamont	1	0	10	10.0	3	6	.500	2	3	.667	0	0	.000	0	0	0	0.0	0	0	1	1	0	0	8	8.0
00	JOHNSON, Keshad	1	0	9	9.0	1	3	.333	0	2	.000	0	0	.000	0	4	4	4.0	1	0	0	0	0	0	2	2.0
31	MENSAH, Nathan	1	1	26	26.0	0	2	.000	0	0	.000	1	2	.500	0	5	5	5.0	4	0	2	0	1	0	1	1.0
02	SEIKO, Adam	1	0	19	19.0	0	0	.000	0	0	.000	0	0	.000	0	0	0	0.0	2	0	1	0	0	0	0	0.0
23	TOMAIC, Joshua	1	0	14	14.0	0	2	.000	0	0	.000	0	0	.000	0	1	1	1.0	0	0	0	0	0	1	0	0.0
TEAM															0	4	4	4.0	0			0			0	
SAN DIEGO STATE		1				25	51	.490	7	20	.350	12	13	.923	3	23	26	26.0	16	0	13	6	1	6	69	69.0
OPPONENTS		1				20	45	.444	12	25	.480	14	17	.824	4	24	28	28.0	15	1	12	11	1	4	66	66.0

SCORE BY PERIODS:	1st	2nd	Total
SAN DIEGO STATE	33	36	- 69
OPPONENTS	32	34	- 66

SAN DIEGO STATE THANKSGIVING CLASSIC

Record: 2-0

No.	Player	GP	GS	Min	Avg	TOTAL			3-PTS			FT	FTA	Pct	REBOUNDS				PF	FO	A	TO	Blk	Stl	Pts	Avg
						FG	FGA	Pct	3FG	FGA	Pct				Off	Def	Tot	Avg								
22	FLYNN, Malachi	32	32	1072	33.5	184	417	.441	76	204	.373	120	140	.857	20	123	143	4.5	56	0	163	57	3	56	564	17.6
11	MITCHELL, Matt	32	19	823	25.7	125	267	.468	44	112	.393	96	110	.873	34	120	154	4.8	91	1	55	54	11	34	390	12.2
05	WEIZELL, Yanni	32	32	893	27.9	151	255	.592	7	22	.318	61	95	.642	74	135	209	6.5	82	1	43	62	20	26	370	11.6
20	SCHAKEL, Jordan	32	31	849	26.5	105	232	.453	71	163	.436	38	41	.927	22	88	110	3.4	66	1	18	17	2	27	319	10.0
10	FEAGIN, KJ	32	32	972	30.4	101	263	.384	58	151	.384	30	36	.833	12	92	104	3.3	57	0	95	54	9	19	290	9.1
04	PULLIAM, Trey	32	0	561	17.5	43	98	.439	7	21	.333	14	22	.636	12	48	60	1.9	42	1	60	28	2	19	107	3.3
31	MENSAH, Nathan	13	13	263	20.2	37	60	.617	0	0	.000	16	25	.640	27	62	89	6.8	30	0	4	14	22	10	90	6.9
02	SEIKO, Adam	29	0	359	12.4	28	65	.431	20	54	.370	7	9	.778	4	26	30	1.0	27	0	16	10	0	10	83	2.9
03	AROP, Aguek	22	0	218	9.9	32	64	.500	0	6	.000	5	8	.625	26	24	50	2.3	23	0	8	13	5	8	69	3.1
35	MENSAH, Joel	21	0	136	6.5	19	31	.613	0	0	.000	1	3	.333	2	19	21	1.0	24	0	1	7	12	4	39	1.9
00	JOHNSON, Keshad	18	0	107	5.9	12	34	.353	4	18	.222	6	16	.375	12	18	30	1.7	12	0	4	8	1	5	34	1.9
12	NARAIN, Nolan	15	1	105	7.0	11	18	.611	1	3	.333	5	10	.500	3	18	21	1.4	18	0	3	12	1	2	28	1.9
13	GIORDANO, Caleb	11	0	26	2.4	3	10	.300	3	10	.300	0	2	.000	1	0	1	0.1	1	0	2	0	0	0	9	0.8
21	BARNETT, Jared	10	0	16	1.6	1	6	.167	0	1	.000	1	2	.500	0	0	0	0.0	5	0	2	2	0	1	3	0.3
21	BARNETT, Jared	10	0	16	1.6	1	6	.167	0	1	.000	1	2	.500	0	0	0	0.0	5	0	2	2	0	1	3	0.3
21	BARNETT, Jared	10	0	16	1.6	1	6	.167	0	1	.000	1	2	.500	0	0	0	0.0	5	0	2	2	0	1	3	0.3
TEAM															48	51	99	3.2	0			6			0	
SAN DIEGO STATE		32				852	1820	.468	291	765	.380	400	519	.771	297	824	1121	35.0	534	4	474	344	88	221	2395	74.8
OPPONENTS		32				659	1705	.387	213	717	.297	370	508	.728	284	731	1015	31.7	559	-	353	452	61	175	1903	59.5

SCORE BY PERIODS:	1st	2nd	Total
SAN DIEGO STATE	1,122	1,273	- 2,395
OPPONENTS	905	998	- 1,903

TEAM GAME-BY-GAME

Opponent	Site/Date	FG-FGA	Pct	3P-3PA	Pct	FT-FTA	Pct	Off-Def	Tot	PF	AT	TO	BS	ST	1st-2nd	Pts
at (rv/rv) SDSU (22/21) UCLA	H 11/25	27-58 17-43	.466 .395	9-23 7-21	.391 .333	10-12 17-24	.833 .708	12-22 7-21	34 28	21 18	16 10	10 15	2 2	5 1	34-39 28-30	73 58
at (rv/rv) SDSU UC Irvine	H 11/27	25-62 23-48	.403 .479	13-32 5-18	.406 .278	14-22 7-4	.636 .500	13-18 9-29	31 38	17 19	14 14	10 25	0 5	11 2	34-43 25-33	77 58
at (rv/rv) SDSU St. Katherine	H 12/2	27-56 14-56	.482 .250	11-29 7-26	.379 .269	18-22 6-8	.818 .750	4-36 8-26	40 34	15 19	15 13	9 17	3 0	12 2	48-35 16-25	83 41
at (rv/rv) SDSU Pepperdine	H 12/6	21-50 23-54	.420 .426	2-19 7-21	.105 .333	21-31 7-10	.667 .700	11-27 5-22	38 27	18 23	11 14	15 16	3 3	11 6	20-45 34-26	65 60
(24/rv) SDSU at (23/23) Arizona State	A 12/10	27-61 20-58	.443 .345	8-25 13-34	.320 .382	18-25 15-22	.720 .682	11-33 10-27	44 37	20 23	14 14	12 13	3 5	8 5	35-45 33-35	80 68
at (18/20) SDSU Brigham Young	H 12/18	21-57 25-54	.368 .463	9-25 7-23	.360 .304	11-15 15-16	.733 .938	11-15 14-26	26 40	17 16	12 15	13 17	3 3	11 4	20-42 35-37	62 72
(rv/rv) SDSU vs. Saint Mary's	N 12/22	24-43 18-58	.558 .310	7-17 5-22	.412 .227	19-24 8-15	.792 .533	5-31 15-17	36 32	19 21	11 7	12 10	11 0	4 6	40-34 20-29	74 49
at (rv/23) SDSU Colorado State	H 1/2	23-57 24-57	.404 .421	14-30 11-27	.467 .407	7-12 11-13	.583 .846	5-26 8-31	31 39	17 15	18 16	10 13	9 4	3 1	40-27 33-37	67 70
at (rv/rv) SDSU (--/rv) Colorado State	H 1/4	29-52 20-47	.558 .426	14-27 7-20	.519 .350	6-11 18-25	.545 .720	6-24 8-19	30 27	25 16	18 15	17 17	4 1	8 7	50-28 24-41	78 65
at (rv/rv) SDSU Nevada	H 1/7	20-49 21-57	.408 .368	6-16 7-20	.375 .350	19-22 6-25	.864 .31	4-31 6-25	35 31	14 19	10 12	10 9	4 5	4 5	32-33 28-32	65 60
at (rv/rv) SDSU Nevada	H 1/9	23-53 24-53	.434 .453	7-22 7-20	.318 .350	16-20 12-15	.800 .800	10-23 8-22	33 30	18 18	13 16	13 13	3 3	4 7	34-35 31-36	69 67
(rv/rv) SDSU at Utah State	A 1/14	17-54 23-53	.315 .434	5-21 9-23	.238 .391	6-9 2-2	.667 1.000	11-23 7-29	34 36	11 12	10 15	16 18	2 4	10 10	20-25 33-24	45 57
(rv/rv) SDSU at Utah State	A 1/16	23-56 19-51	.411 .373	6-19 7-22	.316 .318	7-15 19-25	.467 .760	8-24 10-29	32 39	23 19	7 11	12 16	3 7	6 5	32-27 22-42	59 64
(--/rv) SDSU at Air Force	A 1/22	36-66 22-40	.545 .550	13-29 9-21	.448 .429	13-24 8-13	.542 .615	20-18 3-14	38 17	18 19	27 13	16 27	1 1	15 9	52-46 16-45	98 61
(--/rv) SDSU at Air Force	A 1/24	31-60 21-45	.517 .467	16-30 8-21	.533 .381	13-18 9-16	.722 .563	16-26 2-16	42 18	18 20	21 16	13 13	3 2	4 6	44-47 31-28	91 59
at (--/rv) SDSU Wyoming	H 1/28	36-65 18-60	.554 .300	11-21 10-40	.524 .250	4-8 11-13	.500 .846	8-35 9-22	43 31	17 13	22 14	14 16	2 2	9 4	63-24 30-27	87 57
at (--/rv) SDSU Wyoming	H 1/30	34-56 20-46	.607 .435	11-23 10-30	.478 .333	19-22 21-29	.864 .724	9-26 6-14	35 20	26 23	21 15	8 12	0 1	5 5	51-47 28-43	98 71
at (rv/rv) SDSU San Jose State	H 2/8	26-71 17-50	.366 .340	6-27 7-21	.222 .333	27-35 13-18	.771 .722	26-28 7-23	54 30	18 23	14 9	5 15	2 5	13 3	47-38 29-25	85 54
at (rv/rv) SDSU San Jose State	H 2/10	29-73 14-51	.397 .275	10-32 10-28	.313 .357	9-17 17-23	.529 .739	14-37 3-36	51 39	19 18	18 8	6 14	4 3	8 3	33-44 27-28	77 55
(25/--) SDSU at Fresno State	A 2/18	26-54 18-54	.481 .333	5-15 6-18	.333 .333	10-14 11-15	.714 .733	5-27 11-25	32 36	18 16	8 10	10 15	3 0	7 6	32-35 20-33	67 53
(25/--) SDSU at Fresno State	A 2/20	25-41 22-51	.610 .451	8-12 5-20	.667 .250	17-24 8-16	.708 .500	3-20 14-14	23 28	20 19	7 9	11 15	3 1	9 4	36-39 26-31	75 57

TEAM GAME-BY-GAME

Opponent	Site/Date	FG-FGA	Pct	3P-3PA	Pct	FT-FTA	Pct	Off-Def	Tot	PF	AT	TO	BS	ST	1st-2nd	Pts
at (22/25) SDSU (rv/rv) Boise State	H 2/25	27-60 24-66	.450 .364	6-19 12-40	.316 .300	18-21 6-10	.857 .600	10-34 8-22	44 30	15 21	8 16	17 16	2 1	10 4	29-34-15 17-46-3	78 66
at (22/25) SDSU (rv/rv) Boise State	H 2/27	23-58 19-54	.397 .352	5-18 5-26	.278 .192	11-16 15-18	.688 .833	9-24 9-30	33 39	22 17	11 8	12 15	3 4	8 5	24-38 20-38	62 58
(19/21) SDSU at UNLV	A 3/3	20-55 23-59	.364 .390	9-24 9-23	.375 .391	22-26 7-9	.846 .778	11-27 10-26	38 36	14 20	14 11	10 12	1 6	8 4	35-36 28-34	71 62
(19/T-19) [1] SDSU vs. [8] Wyoming (MWC-QF)	N 3/11	25-51 20-45	.490 .444	7-20 12-25	.350 .480	12-13 14-17	.923 .824	3-23 4-24	26 28	16 15	13 12	6 11	1 1	6 4	33-36 32-34	69 66

LARGEST SAN DIEGO STATE RUNS (all (24) runs of at least 10-0)

Date	Opponent	Run	H Time Elapsed	SDSU First Score	Opponent Score	SDSU FGM-A	SDSU 3FG-A	SDSU FTM-A	Opp. FGM-A	Opp. 3FG-A	Opp. FTM-A	San Diego State Points By:	
Jan. 22	at Air Force*	22-0	1st	5:58	13:53	7:55	8-10	3-4	3-5	0-5	0-4	0-0	Arop 6, Seiko 5, Gomez 3, Butler 3, Johnson 2, Mensah 2, Schakel
Dec. 2	ST. KATHERINE	20-0	1st	6:11	6:11	0:00	7-10	4-7	2-2	0-7	0-3	0-2	Dinwiddie 6, Pulliam 4, Gomez 3, Schakel 3, Butler 2, Johnson 2
Feb. 19	at Fresno State*	19-0	1st	8:12	15:54	7:42	8-14	0-3	3-5	0-10	0-4	0-2	Schakel 6, Mitchell 5, Butler 2, Gomez 2, Pulliam 2, Tomainc 2
Dec. 2	ST. KATHERINE	19-0	1st	4:40	12:07	7:27	4-6	1-2	10-10	0-4	0-2	0-0	Schakel 7, Mensah 4, Gomez 3, Johnson 3, Butler 2
Mar. 3	at UNLV*	14-0	1st/2nd	4:13	1:28	17:15	4-7	2-4	4-5	0-6	0-1	0-0	Schakel 8, Mensah 2, Mitchell 2, Seiko 2
Jan. 22	at Air Force*	14-0	1st	4:16	6:02	1:46	5-6	2-3	0-0	0-3	0-0	0-0	Schakel 5, Arop 4, Seiko 3, Mensah 2
Jan. 2	COLORADO STATE*	14-0	1st	4:48	18:51	14:03	5-8	3-5	1-1	0-5	0-3	0-0	Mitchell 6, Schakel 6, Mensah 2
Dec. 18	BRIGHAM YOUNG (D)	14-0	2nd	3:34	5:06	1:32	5-6	4-5	0-0	0-3	0-3	0-0	Mitchell 11, Seiko 3
Dec. 10	at Arizona State	13-0	2nd	3:21	15:00	11:39	5-7	2-4	1-1	0-7	0-4	0-0	Schakel 8, Tomainc 3, Seiko 2
Jan. 28	WYOMING*	12-0	1st	2:20	17:04	14:44	5-7	2-3	0-0	0-3	0-3	0-0	Gomez 5, Schakel 5, Butler 2
Jan. 4	COLORADO STATE*	12-0	1st	8:45	5:04	3:41	4-6	1-1	3-3	0-4	0-2	0-0	Mensah 4, Gomez 3, Mitchell 3, Schakel 2
Feb. 19	at Fresno State*	11-0	1st/2nd	2:18	0:02	17:54	5-5	1-1	0-0	0-2	0-0	0-0	Pulliam 9, Mitchell 2
Feb. 8	SAN JOSE STATE*	11-0	1st	3:18	4:08	0:50	4-9	2-4	1-1	0-4	0-1	0-0	Johnson 3, Schakel 3, Seiko 3, Mensah 2
Jan. 30	WYOMING*	11-0	1st	3:31	13:22	9:51	3-5	1-2	4-4	0-5	0-4	0-0	Seiko 5, Johnson 2, Schakel 2, Tomainc 2
Jan. 24	at Air Force*	11-0	2nd	2:25	15:40	13:15	4-5	2-2	0-0	0-2	0-1	0-0	Schakel 8, Mitchell 3
Jan. 2	COLORADO STATE*	11-0	1st	3:01	13:41	10:40	4-4	3-3	0-2	0-4	0-2	0-1	Gomez 6, Seiko 3, Tomainc 2
Dec. 22	vs. Saint Mary's @	11-0	2nd	3:57	6:03	2:06	3-4	0-1	5-8	0-3	0-0	0-2	Mitchell 4, Mensah 4, Tomainc 2, Pulliam 2
Dec. 22	vs. Saint Mary's @	11-0	1st	4:36	10:25	5:49	5-6	1-1	0-0	0-7	0-2	0-0	Gomez 7, Butler 2, Mensah 2
Nov. 27	UC IRVINE #	11-0	1st	3:37	3:37	0:00	3-4	2-3	3-5	0-4	0-4	0-1	Mitchell 5, Pulliam 5, Arop 1
Feb. 10	SAN JOSE STATE*	10-0	2nd	3:08	12:27	9:19	4-5	2-2	0-0	0-5	0-0	0-0	Butler 5, Schakel 3, Arop 2
Feb. 8	SAN JOSE STATE*	10-0	1st/2nd	3:28	0:36	17:08	4-5	0-0	2-4	0-6	0-3	0-1	Pulliam 4, Mensah 2, Schakel 2, Butler, Tomainc
Jan. 28	WYOMING*	10-0	1st	1:51	11:15	9:24	4-5	0-0	2-2	0-2	0-2	0-0	Butler 5, Johnson 3, Tomainc 2
Dec. 10	at Arizona State	10-0	1st	3:56	18:03	14:07	3-6	2-3	2-4	0-6	0-5	0-0	Schakel 8, Mensah 2
Jan. 24	at Air Force*	10-0	2nd	4:31	10:17	5:46	4-5	2-3	0-0	0-4	0-3	0-2	Mitchell 3, Schakel 3, Arop 2, Tomainc 2

Caps denotes home game. D - Game what was played during the day. # - San Diego State Thanksgiving Classic. @ - Matt Athletics Center (San Luis Obispo, Calif.). * - Mountain West Game. ` - Mountain West Men's Basketball Championship (Thomas & Mack Center; Las Vegas, Nevada).

INDIVIDUAL GAME-BY-GAME (POINTS/REBOUNDS/ASSISTS)

Opponent	0 Keshad Johnson	2 Adam Seiko	3 Terrell Gomez	4 Trey Pulliam	5 Lamont Butler	10 Keith Dinwiddie	11 Matt Mitchell	12 Che Evans	14 Cade Alger	20 Jordan Schakel	21 Jared Barnett	23 Joshua Tomaic	24 Tyler Broughton	31 Nathan Mensah	32 Derek Morhar	33 Aguiek Arop	42 Triston Broughton
UCLA	2/3/2	0/3/1	10/1/2	8/4/6	0/0/0	CD	15/2/2	CD	CD	15/3/0	CD	9/3/1	CD	4/7/1	CD	10/4/1	CD
UC IRVINE	14/4/0	3/2/2	8/0/1	9/2/1	5/0/1	6/0/0	11/4/2	0/0/0	0/0/0	3/2/1	0/1/0	5/1/3	CD	9/5/1	CD	4/7/2	CD
ST. KATHERINE	9/5/2	0/4/0	13/3/2	6/1/4	6/3/1	12/1/0	10/4/3	2/1/0	0/0/0	16/3/1	0/0/1	0/6/0	0/0/0	9/7/0	CD	INJ	0/0/0
PEPPERDINE	1/0/0	6/4/2	2/3/3	2/3/3	0/0/0	CD	13/5/0	CD	CD	17/5/0	CD	10/5/0	CD	6/6/0	CD	8/4/3	CD
at Arizona State	DNT	2/3/1	6/0/4	7/1/2	2/3/2	DNT	14/5/2	DNT	DNT	25/6/0	DNT	3/2/0	DNT	17/15/1	DNT	4/3/2	DNT
BRIGHAM YOUNG	0/2/0	6/1/0	2/0/0	3/4/5	0/0/1	CD	35/3/2	CD	CD	3/3/1	CD	3/2/2	CD	8/3/1	CD	2/4/0	CD
vs. Saint Mary's #	1/4/1	5/5/0	13/0/4	7/2/0	2/0/0	0/0/0	10/4/2	0/0/0	CD	12/2/0	CD	4/2/1	DNT	18/13/1	DNT	2/0/1	DNT
COLORADO STATE*	0/1/0	12/2/4	19/2/2	2/5/6	0/0/0	INJ	14/7/3	CD	CD	12/5/1	INJ	4/3/0	CD	4/4/2	CD	ILL	CD
COLORADO STATE*	INJ	0/0/2	13/1/4	4/3/5	4/1/1	INJ	12/5/2	CD	INJ	28/9/3	INJ	4/3/1	CD	11/8/0	CD	2/0/0	CD
NEVADA*	INJ	3/2/1	0/0/3	10/3/1	3/1/0	INJ	20/10/0	CD	INJ	8/6/3	INJ	0/3/0	CD	16/7/1	CD	5/1/1	CD
NEVADA*	INJ	6/1/0	6/5/3	7/2/3	0/0/0	INJ	20/8/3	CD	CD	7/4/2	INJ	2/1/1	CD	15/6/1	CD	6/0/0	CD
at Utah State*	0/1/0	3/2/2	0/2/2	5/5/2	0/0/0	CD	10/2/2	CD	CD	8/3/1	CD	4/4/0	DNT	13/9/1	DNT	2/2/0	DNT
at Utah State*	2/5/1	2/2/1	16/1/1	7/4/2	13/2/1	CD	INJ	CD	CD	11/3/0	CD	5/3/0	DNT	3/5/0	DNT	0/3/1	DNT
at Air Force*	6/6/2	14/0/5	3/0/4	0/5/6	7/4/5	13/1/2	INJ	3/2/0	3/0/0	18/2/1	0/0/1	4/5/1	DNT	13/7/0	DNT	14/2/0	DNT
at Air Force*	2/7/3	9/4/2	15/3/6	6/4/1	2/3/1	2/0/1	10/7/3	0/0/0	4/2/0	24/2/3	0/0/0	6/2/1	DNT	5/3/0	DNT	6/3/0	DNT
WYOMING*	6/4/2	9/3/1	14/1/1	2/2/3	13/4/6	INJ	13/7/3	0/0/0	0/0/0	16/6/4	2/0/0	8/7/2	0/0/0	4/5/0	CD	INJ	0/0/0
WYOMING*	15/5/2	8/2/1	0/1/4	4/2/3	11/2/4	INJ	26/5/4	2/1/1	6/0/0	10/2/0	0/0/1	8/4/1	0/0/0	8/1/0	CD	INJ	0/0/0
SAN JOSE STATE*	8/13/0	5/2/5	3/1/1	10/3/5	3/5/2	INJ	INJ	1/1/0	0/0/0	23/3/0	2/1/0	12/7/0	0/0/1	12/9/0	CD	6/5/0	0/0/0
SAN JOSE STATE*	3/1/0	INJ	13/5/3	4/5/5	11/5/2	0/0/0	7/7/3	0/0/0	CD	24/4/2	CD	7/6/1	CD	4/5/1	CD	4/6/1	CD
at Fresno State*	0/5/0	0/1/0	8/0/1	18/2/3	5/2/3	CD	19/5/0	CD	CD	13/4/0	INJ	2/3/0	DNT	2/8/1	DNT	INJ	DNT
at Fresno State*	7/2/0	3/1/0	13/0/1	8/3/2	6/1/2	CD	13/5/2	CD	CD	14/8/1	INJ	4/1/1	DNT	3/1/0	DNT	4/0/0	DNT
BOISE STATE*	2/3/1	2/5/1	10/2/3	18/4/2	4/3/1	CD	24/9/0	CD	CD	6/5/0	CD	7/3/0	CD	5/7/0	CD	0/0/0	CD
BOISE STATE*	2/2/0	0/0/1	9/4/1	6/4/4	3/1/3	CD	8/8/2	CD	CD	17/2/0	CD	7/4/0	CD	8/3/0	CD	2/1/0	CD
at UNLV*	5/4/0	8/3/1	3/1/2	4/1/8	0/2/1	CD	19/3/2	CD	CD	16/9/0	CD	2/4/0	DNT	14/6/0	DNT	INJ	DNT
vs. [8] Wyoming` (MWC-QF)`	2/4/0	0/0/1	20/1/2	15/1/4	8/0/1	CD	8/4/3	CD	CD	15/6/0	CD	0/1/0	DNT	1/5/2	DNT	CD	DNT

Red indicates players started. CD – Did Not Play-Coach's Decision. DND - Did Not Dress. DNT - Did Not Travel. INJ – Did Not Play-Injured. SUSP - Suspension. Caps denotes home game. # - Matt Athletics Center (San Luis Obispo, Calif.). * – Mountain West Game. ` - Mountain West Men's Basketball Championship (Thomas & Mack Center; Las Vegas, Nevada).

STARTING LINEUPS

F	F	F	G	G	W-L	Record As SDSU Starter	Season	Career*
Mitchell	Mensah	Arop	Pulliam	Schakel	5-1	Aguiek Arop	5-2	5-2
F	F	G	G	G		Lamont Butler	2-0	2-0
Mitchell	Mensah	Gomez	Pulliam	Schakel	9-0	Terrell Gomez	13-0	13-0
F	F	G	G	G		Nathan Mensah	20-4	46-11
Mitchell	Mensah	Seiko	Pulliam	Schakel	3-2	Matt Mitchell	18-3	78-27
F	F	G	G	G		Trey Pulliam	21-4	21-4
Arop	Mensah	Seiko	Pulliam	Schakel	0-1	Jordan Schakel	21-4	59-13
G	F	G	G	G		Adam Seiko	4-3	4-3
Butler	Mensah	Gomez	Pulliam	Schakel	2-0	Joshua Tomaic	1-0	1-0
G	F	G	G	G				
Seiko	Mensah	Gomez	Pulliam	Schakel	1-0			
F	F	G	G	G				
Mitchell	Tomaic	Gomez	Pulliam	Schakel	1-0			

* - Aztec career

INDIVIDUAL SUPERLATIVES

Category	San Diego State	Opponent
Points Scored	35 - Matt Mitchell vs. Brigham Young (12-18-20)	32 - David Jenkins Jr., UNLV (3-3-21)
Field Goals	12 - Matt Mitchell vs. Brigham Young (12-18-20)	11 - David Jenkins Jr., UNLV (3-3-21)
Field Goals Attempted	17 - 4x; last: Matt Mitchell vs. Boise State (2-25-21)	23 - David Jenkins Jr., UNLV (3-3-21)
Highest FG Percentage (min. 5 made)	.889 (8-9) - Nathan Mensah vs. Saint Mary's (12-22-20)	.833 (5-6) - Matt Haarms, Brigham Young (12-18-20)
Highest FG Percentage (min. 10 made)	.706 (12-17) - Matt Mitchell vs. Brigham Young (12-18-20)	.478 (11-23) - David Jenkins Jr., UNLV (3-3-21)
3-Point Field Goals Made	8 - Jordan Schakel vs. Colorado State (1-4-21)	7 - David Jenkins Jr., UNLV (3-3-21); Alonzo Verge Jr., Arizona State (12-10-20)
3-Point Field Goals Attempted	13 - Jordan Schakel vs. San Jose State (2-10-21), at Air Force (1-24-21)	16 - Derrick Alston, Boise State (2-25-21)
3-Point Field Goal Percentage (min. 4 made)	1.000 (1-4-4) - Jordan Schakel (2-20-21); Terrell Gomez vs. Wyoming (1-28-21)	.667 (4-6) - Desmond Cambridge, Nevada (1-7-21)
3-Point Field Goal Percentage (min. 5 made)	.727 (8-11) - Jordan Schakel vs. Colorado State (1-4-21)	.600 (6-10) - Xavier DuSell, Wyoming (3-11-21)
Free Throws	12 - Matt Mitchell at Arizona State (12-10-20)	8 - 5x; last: Trey Smith, San Jose State (2-10-21)
Free Throws Attempted	15 - Matt Mitchell at Arizona State (12-10-20)	13 - Cody Reily, UCLA (11-25-20)
Free Throw Percentage (min. 7 made)	1.000 (11-11) - Mitchell vs. Nevada (1-9-21); (9-9); Schakel vs. SJSU (2-8-21); (8-8) Mitchell vs. Boise (2-25-21)	1.000 (8-8) - Steven Ashworth, Utah State (1-16-21); Josh Christopher, Arizona State (12-10-20)
Free Throw Percentage (min. 10 made)	1.000 (11-11) - Matt Mitchell vs. Nevada (1-9-21)	
Offensive Rebounds	7 - Nathan Mensah vs. San Jose State (2-8-21)	5 - Armus, Boise (2-27-21); Robinson, Fresno (2-18-21); Queta, Utah State (1-14-21)
Defensive Rebounds	11 - Nathan Mensah at Arizona State (12-10-20)	11 - Neemias Queta, Utah State (1-14-21); David Roddy, Colorado State (1-2-21)
Total Rebounds	15 - Nathan Mensah at Arizona State (12-10-20)	16 - Neemias Queta, Utah State (1-14-21)
Assists	8 - Trey Pulliam at UNLV (3-3-21)	10 - Isaiah Stevens Colorado State (1-4-21)
Blocked Shots	6 - Nathan Mensah vs. Saint Mary's (12-22-20)	5 - Neemias Queta, Utah State (1-16-21)
Steals	5 - Lamont Butler at Utah State (1-16-21)	4 - Chris Joyce, Air Force (1-22-21)
Minutes Played	36 - Matt Mitchell at Fresno State (2-18-21)	40:59 - Derrick Alston, Boise State (2-25-21)

TEAM SUPERLATIVES

SDSU High	SDSU Low	Category	Opponent High	Opponent Low
98, vs. Wyoming (1-30-21); at Air Force (1-22-21)	45, at Utah State (1-14-21)	Points Scored	71, vs. Wyoming (1-30-21)	41, vs. St. Katherine (12-2-20)
36, vs. Wyoming (1-28-21); at Air Force (1-22-21)	17, at Utah State (1-14-21)	Field Goals	25, vs. Brigham Young (12-18-20)	14, vs. San Jose State (2-10-21); vs. St. Katherine (12-2-20)
73, vs. San Jose State (2-10-21)	41, at Fresno State (2-20-21)	Field Goals Attempted	66, vs. Boise State (2-25-21)	40, at Air Force (1-22-21)
.610, at Fresno State (2-20-21)	.315 at Utah State (1-14-21)	FG Percentage	.550, at Air Force (1-22-21)	.250, vs. St. Katherine (12-2-20)
16, at Air Force (1-24-21)	2, vs. Pepperdine (12-6-20)	3-Point Field Goals Made	13, at Arizona State (12-10-20)	5, - 4x; last: vs. Boise State (2-27-21)
32, vs. San Jose State (2-10-21), vs. UC Irvine (11-27-20)	12, at Fresno State (2-20-21)	3-Point Field Goals Attempted	40, vs. Boise State (2-25-21); vs. Wyoming (1-28-21)	18, at Fresno State (2-18-21); vs. UC Irvine (11-27-20)
.667, at Fresno State (2-20-21)	.105, vs. Pepperdine (12-6-20)	3-Point Field Goal Percentage	.480, vs. Wyoming (3-11-21)	.192, at Boise State (2-27-21)
27, vs. San Jose State (2-8-21)	4, vs. Wyoming (1-28-21)	Free Throws Made	21, vs. Wyoming (1-30-21)	2, at Utah State (1-14-21)
35, vs. San Jose State (2-8-21)	8, vs. Wyoming (1-28-21)	Free Throws Attempted	29, vs. Wyoming (1-30-21)	2, at Utah State (1-14-21)
.923, vs. Wyoming (3-11-21)	.467, at Utah State (1-16-21)	Free Throw Percentage	1.000, at Utah State (1-14-21)	.500, at Fresno State (2-20-21); vs. UC Irvine (11-27-20)
26, vs. San Jose State (2-8-21)	3, vs. Wyoming (3-11-21); at Fresno (2-20-21)	Offensive Rebounds	15, vs. Saint Mary's (12-22-20)	2, at Air Force (1-24-21)
37, vs. San Jose State (2-10-21)	15, vs. Brigham Young (12-18-20)	Defensive Rebounds	36, vs. San Jose State (2-10-21)	14, at FSU (2-20-21); vs. Wyo. (1-30-21); at AFA (1-22-21)
54, vs. San Jose State (2-8-21)	23, at Fresno State (2-20-21)	Total Rebounds	40, vs. Brigham Young (12-18-20)	17, at Air Force (1-22-21)
26, vs. Wyoming (1-30-21)	11, at Utah State (1-14-21)	Fouls	23, 4x; last: vs. San Jose State (2-8-21)	12, at Utah State (1-14-21)
1, - five times	0, 20 times; last: at UNLV (3-3-21)	Fouled Out	2, at Air Force (1-24-21); at Air Force (1-22-21)	0, 10x; last: vs. San Jose State (2-10-21)
27, at Air Force (1-22-21)	7, at Fresno State (2-20-21); at Utah State (1-16-21)	Assists	16 - four times; vs. Boise State (2-25-21)	7, vs. Saint Mary's (12-22-20)
17, vs. Boise State (2-25-21); vs. Colorado State (1-4-21)	5, vs. San Jose State (2-8-21)	Turnovers	27, at Air Force (1-22-21)	9, vs. Nevada (1-7-21)
11, vs. Saint Mary's (12-22-20)	0, vs. Wyoming (1-30-21); vs. UC Irvine (11-27-20)	Blocked Shots	7, at Utah State (1-16-21)	0 - 3x; last: at Fresno State (2-18-21)
15, at Air Force (1-22-21)	4, 4x; last: at Air Force (1-24-21)	Steals	10, at Utah State (1-14-21)	1, vs. UCLA (11-25-20)
63 (1st), vs. Wyoming (1-28-21)	20, 3x, last (1st) at Utah State (1-14-21)	Points/Half	46 (2nd), vs. Boise State (2-25-21)	16 (1st), vs. St. Katherine (12-2-20)
.778 (2nd), at Fresno State (2-20-21)	.250 (1st), vs. Brigham Young (12-18-20)	FG Percentage/Half	.696 (2nd), at Air Force (1-22-21)	.200 (1st), vs. St. Katherine (12-2-20)
5, at Air Force (1-22-21)	1, vs. Boise (2-27-21); vs. BYU (12-18-20)	Double-Figure Scorers	5, vs. Colorado State (1-2-21)	1, at UNLV (3-3-21); vs. SMC (12-22-20); vs. SKC (12-2-20);
+24, vs. San Jose State (2-8-21); at Air Force (1-24-21)	-14, vs. Brigham Young (12-18-20)	Rebound Margin	+14, vs. Brigham Young (12-18-20)	-24, vs. San Jose State (2-8-21); at Air Force (1-24-21)
+36, at Air Force (1-22-21)	-15, vs. Brigham Young (12-18-20)	Halftime Scoring Margin	+15, vs. Brigham Young (12-18-20)	-36, at Air Force (1-22-21)

BIGGEST LEADS/TIME IN LEAD/SPECIALTY STATISTICS

Date	Opponent	SDSU Result	SDSU Big Lead	Opp Big Lead	Ties	LC	SDSU in Lead	Opp in Lead	Tied	Paint		Off TOs		2nd Ch.		Bench		
										SD	Opp	SD	Opp	SD	Opp	SD	Opp	
Nov. 25	UCLA #	W	73-58	18	6	1	1	! 28:03	11:00	0:57	24	12	14	12	12	9	21	3
Nov. 27	UC IRVINE #	W	77-58	28	3	7	3	! 25:54	8:56	5:10	18	22	26	11	17	6	41	29
Dec. 2	ST. KATERINE	W	83-41	49	4	2	5	! 33:01	2:58	4:01	26	10	26	10	4	2	29	15
Dec. 6	PEPPERDINE (D)	W	65-60	6	16	1	1	6:17	33:04	0:39	30	26	15	11	19	3	19	2
Dec. 10	at Arizona State	W	80-68	20	2	3	10	34:44	3:09	2:07	36	8	16	12	17	7	13	8
Dec. 18	BRIGHAM YOUNG (D)	L	62-72	1	17	2	2	0:24	36:32	3:04	20	30	15	9	4	11	11	22
Dec. 22	vs. Saint Mary's @	W	74-49	29	0	0	0	! 39:46	0:00	0:14	28	24	15	13	10	10	25	12
Jan. 2	COLORADO STATE*	L	67-70	26	3	2	2	38:39	0:39	0:42	12	24	16	9	3	9	23	16
Jan. 4	COLORADO STATE*	W	78-65	29	0	1	0	!39:08	0:00	0:52	24	22	25	18	9	4	23	22
Jan. 7	NEVADA*	W	65-60	7	2	7	6	34:13	0:58	4:49	26	16	8	11	4	5	8	4
Jan. 9	NEVADA*	W	69-67	10	2	4	2	38:23	0:21	1:16	28	24	12	9	10	9	14	20
Jan. 14	at Utah State*	L	45-57	3	13	2	2	2:09	36:04	1:47	16	20	16	12	4	6	6	16
Jan. 16	at Utah State* (D)	L	59-64	10	8	7	6	13:56	20:23	5:41	26	18	17	14	3	6	36	28
Jan. 22	at Air Force*	W	98-61	52	1	1	2	! 37:05	0:23	2:32	36	22	39	12	16	2	57	26
Jan. 24	at Air Force*	W	91-59	35	2	1	3	! 37:48	1:24	0:48	28	18	21	7	15	0	39	17
Jan. 28	WYOMING*	W	87-57	41	3	3	1	! 37:30	1:14	1:16	46	14	15	6	13	13	38	19
Jan. 30	WYOMING*	W	98-71	29	1	2	0	! 37:47	1:24	0:49	34	18	14	8	15	4	50	26
Feb. 8	SAN JOSE STATE*	W	85-54	35	2	2	7	! 36:29	1:57	1:34	34	14	26	7	16	4	32	12
Feb. 10	SAN JOSE STATE*	W	77-55	26	4	4	4	! 33:05	2:26	4:29	34	8	13	5	17	0	25	17
Feb. 18	at Fresno State*	W	67-53	21	11	1	1	! 29:42	7:23	2:55	24	20	13	10	0	5	7	11
Feb. 20	at Fresno State*	W	75-57	23	0	0	0	! 38:54	0:00	1:16	28	28	30	11	4	18	24	19
Feb. 25	BOISE STATE*	W-at	78-66	17	0	2	0	! 43:34	0:00	1:26	32	18	23	15	10	4	15	19
Feb. 27	BOISE STATE* (D)	W	62-58	9	2	2	1	! 34:09	2:31	3:20	30	20	14	9	13	7	15	20
Mar. 3	UNLV*	W	71-62	17	3	5	8	! 31:12	4:33	4:15	20	16	14	15	14	9	15	12
Mar. 11	vs. [81 Wyoming (MW-QF) (D)	W	69-66	4	3	19	14	22:12	6:48	11:00	18	16	7	5	7	3	10	2

Caps denotes home game. ! - Game in which San Diego State never trailed in the second half. D - Game what was played during the day. # - San Diego State Thanksgiving Classic. @ - Mott Athletics Center (San Luis Obispo, Calif.).
* - Mountain West Game. ^ - Mountain West Men's Basketball Championship (Thomas & Mack Center; Las Vegas, Nevada).

LEADS AND DEFICITS

SDSU Biggest Halftime Lead	36 at Air Force (1-22-21)
SDSU Biggest Halftime Lead Lost	12 vs. Boise State (2-25-21)
SDSU Biggest Halftime Lead Lost in a Loss	10 at Utah State (1-16-21)
SDSU Biggest Halftime Deficit	15 vs. Brigham Young (12-18-20)
SDSU Biggest Halftime Deficit Overcome	14 vs. Pepperdine (12-6-20)
SDSU Biggest Halftime Deficit Overcome for Victory	14 vs. Pepperdine (12-6-20)
SDSU Biggest Lead	52 at Air Force (1-22-21)
SDSU Biggest Lead Lost	26 vs. Colorado State (1-2-21)
SDSU Biggest Lead Lost in a Loss	26 vs. Colorado State (1-2-21)
SDSU Biggest Deficit	17 vs. Brigham Young (12-18-20)
SDSU Biggest Deficit Overcome	17 vs. Brigham Young (12-18-20) <i>tied</i>
SDSU Biggest Deficit Overcome in a Victory	16 vs. Pepperdine (12-6-20)

SEASON

36 at Air Force (1-22-21)
12 vs. Boise State (2-25-21)
10 at Utah State (1-16-21)
15 vs. Brigham Young (12-18-20)
14 vs. Pepperdine (12-6-20)
14 vs. Pepperdine (12-6-20)
52 at Air Force (1-22-21)
26 vs. Colorado State (1-2-21)
26 vs. Colorado State (1-2-21)
17 vs. Brigham Young (12-18-20)
17 vs. Brigham Young (12-18-20) <i>tied</i>
16 vs. Pepperdine (12-6-20)

MOUNTAIN WEST GAME

36 at Air Force (1-22-21)
12 vs. Boise State (2-25-21)
10 at Utah State (1-16-21)
13 at Utah State (1-14-21)
52 at Air Force (1-22-21)
26 vs. Colorado State (1-2-21)
26 vs. Colorado State (1-2-21)
13 at Utah State (1-14-21)
11 at Fresno State (2-18-21)
11 at Fresno State (2-18-21)

MISCELLANEOUS STATISTICS

SEASON	SDSU Team Leader			Games With					Double-Doubles	
	Points	Rebounds	Assists	10+ Pts	20+Pts	30+Pts	10+Rebs	10+Ast	Point/Reb.	Point/Ast.
Cade Alger										
Aguek Arop		2	1	2						
Jared Barnett										
Triston Broughton										
Tyler Broughton										
Lamont Butler			4	4						
Keith Dinwiddie Jr.				2						
Che Evans										
Terrell Gomez	3		9	12	1					
Keshad Johnson	1	4		2			1			
Nathan Mensah	2	9		9			2		2	
Matt Mitchell	8	9	4	19	5	1	1		1	
Derek Morhar										
Trey Pulliam		1	17	5						
Jordan Schakel	12	4	1	19	5					
Adam Seiko			2	2						
Joshua Tomaić		1	1	2						

CAREER	SDSU Team Leader			Games With					Double-Doubles	
	Points	Rebounds	Assists	10+ Pts	20+Pts	30+Pts	10+Rebs	10+Ast	Point/Reb.	Point/Ast.
Cade Alger										
Aguek Arop		2	3	4						
Jared Barnett										
Triston Broughton										
Tyler Broughton										
Lamont Butler			4	4						
Keith Dinwiddie Jr.				2						
Che Evans										
Terrell Gomez	3		9	93	38	6		1		1
Keshad Johnson	1	5		2			2			
Nathan Mensah	3	23		19			9		5	
Matt Mitchell	21	23	10	76	13	2	2		2	
Derek Morhar										
Trey Pulliam		1	17	6						
Jordan Schakel	17	11	3	49	5					
Adam Seiko			2	3						
Joshua Tomaić		1	1	3						

DUNKS	Season	Gm. High
Nathan Mensah	20	2
Keshad Johnson	11	2
Matt Mitchell	7	1
Joshua Tomaić	5	1
Aguek Arop	2	1
Lamont Butler	2	1
Chase Alger	1	1
Keith Dinwiddie Jr.	1	1
TOTAL	49	5

- TOP SCORING PERFORMANCES**
- 35, Matt Mitchell vs. Brigham Young (12-18-20)
 - 28, Jordan Schakel vs. Colorado State* (1-4-21)
 - 26, Matt Mitchell vs. Wyoming* (1-30-21)
 - 25, Jordan Schakel at Arizona State (12-10-20)
 - 24, Matt Mitchell vs. Boise State* (2-25-21)
 - 24, Jordan Schakel vs. San Jose State* (2-10-21)
 - 24, Jordan Schakel at Air Force* (1-24-21)
 - 23, Jordan Schakel vs. San Jose State* (2-8-21)
 - 20, Terrell Gomez vs. [8] Wyoming* (3-11-21)
 - 20, Matt Mitchell vs. Nevada* (1-9-21)
 - 20, Matt Mitchell vs. Nevada* (1-7-21)
 - 19, Matt Mitchell at UNLV* (3-3-21)
 - 19, Matt Mitchell at Fresno State* (2-18-21)
 - 19, Terrell Gomez vs. Colorado State* (1-2-21)
 - 18, Trey Pulliam vs. Boise State* (2-25-21)
 - 18, Trey Pulliam at Fresno State* (2-18-21)
 - 18, Jordan Schakel at Air Force* (1-22-21)
 - 18, Nathan Mensah vs. Saint Mary's (12-22-20)

- TOP REBOUNDING PERFORMANCES**
- 15, Nathan Mensah at Arizona State (12-10-20)
 - 13, Keshad Johnson vs. San Jose State* (2-8-21)
 - 13, Nathan Mensah vs. Saint Mary's (12-22-20)
 - 10, Matt Mitchell vs. Nevada* (1-7-21)
 - 9, Jordan Schakel at UNLV* (3-3-21)
 - 9, Matt Mitchell vs. Boise State* (2-25-21)
 - 9, Nathan Mensah vs. San Jose State* (2-8-21)
 - 9, Nathan Mensah at Utah State* (1-14-21)
 - 9, Jordan Schakel vs. Colorado State* (1-4-21)
 - 8, Matt Mitchell vs. Boise State* (12-27-21)
 - 8, Jordan Schakel at Fresno State* (2-20-21)
 - 8, Nathan Mensah at Fresno State* (2-18-21)
 - 8, Matt Mitchell vs. Nevada* (1-9-21)
 - 8, Nathan Mensah vs. Colorado State* (1-4-21)

- TOP ASSISTS PERFORMANCES**
- 8, Trey Pulliam at UNLV* (3-3-21)
 - 6, Lamont Butler vs. Wyoming* (1-28-21)
 - 6, Terrell Gomez at Air Force* (1-24-21)
 - 6, Trey Pulliam at Air Force* (1-22-21)
 - 6, Trey Pulliam vs. Colorado State* (1-2-21)
 - 6, Trey Pulliam vs. UCLA (11-25-20)

- TOP 3-POINT FG PERFORMANCES**
- 8, Jordan Schakel vs. Colorado State* (1-4-21)
 - 6, Jordan Schakel vs. San Jose State* (2-10-21)
 - 6, Jordan Schakel at Air Force* (1-24-21)
 - 5, Terrell Gomez at Air Force* (1-24-21)
 - 5, Terrell Gomez vs. Colorado State* (1-2-21)
 - 5, Matt Mitchell vs. Brigham Young (12-18-20)
 - 5, Jordan Schakel at Arizona State (12-10-20)

- 4, Jordan Schakel at UNLV* (3-3-21)
- 4, Jordan Schakel at Fresno State* (2-20-21)
- 4, Jordan Schakel vs. San Jose State* (2-8-21)
- 4, Matt Mitchell vs. Wyoming* (1-30-21)
- 4, Terrell Gomez vs. Wyoming* (1-28-21)
- 4, Adam Seiko at Air Force* (1-22-21)
- 4, Terrell Gomez at Utah State* (1-16-21)
- 4, Jordan Schakel vs. Colorado State* (1-16-21)
- 4, Adam Seiko vs. Colorado State* (1-2-21)
- 4, Keith Dinwiddie Jr. vs. St. Katherine (12-2-20)

- TOP STEALS PERFORMANCES**
- 5, Lamont Butler at Utah State* (1-16-21)
 - 4, Matt Mitchell vs. Boise State* (12-27-21)
 - 4, Terrell Gomez at Air Force* (1-22-21)
 - 4, Terrell Gomez vs. Colorado State* (1-2-21)
 - 4, Trey Pulliam vs. St. Katherine (12-2-20)

GAMES MISSED

Keith Dinwiddie Jr.	7
Aguek Arop	6
Keshad Johnson	4
Matt Mitchell	3
Jared Barnett	1
Adam Seiko	1
TOTAL	22

* - conference game. ^ - conference tournament game. red - career high

SEASON/CAREER HIGHS

#0 • KESHAD JOHNSON

	Season	Career
Points	15 vs. Wyoming*, 1-30-21	15 vs. Wyoming*, 1-30-21
Rebounds	13 vs. San Jose State*, 2-8-21	13 vs. San Jose State*, 2-8-21
Assists	3 at Air Force*, 1-24-21	3 at Air Force*, 1-24-21
Steals	2 vs. Boise State*, 2-25-21	3 vs. TX Southern, 11-5-19; vs. SD Christian, 12-18-19
Blocked Shots	2 vs. Saint Mary's, 12-22-20	2 vs. Saint Mary's, 12-22-20
Minutes	21:32 vs. Wyoming*, 1-30-21	21:32 vs. Wyoming*, 1-30-21
10+ Scoring Games	2 times (2-0)	2 times (2-0)
10+ Rebounding Games	1 time (1-0)	2 times (2-0)

#2 • ADAM SEIKO

	Season	Career
Points	14 at Air Force*, 1-22-21	14 at Air Force*, 1-22-21
Rebounds	5 - 2x; last: vs. Boise State*, 2-25-21	5 - 3x; last: vs. Boise State*, 2-25-21
Assists	5 - 2x; last: vs. San Jose State*, 2-8-21	5 - 2x; last: vs. San Jose State*, 2-8-21
Steals	2 - 4x; last: vs. Boise State*, 2-27-21	3 vs. Jackson State, 11-27-18
Blocked Shots	1 at Air Force*, 1-24-21	1 - 2x; last: at Air Force*, 1-24-21
Minutes	32:26 vs. Nevada*, 1-9-21	32:26 vs. Nevada*, 1-9-21
10+ Scoring Games	2 times (1-1)	3 times (2-1)

#3 • TERRELL GOMEZ

	Season	Career
Points	20 vs. Wyoming*, 3-11-21	33 vs. Pepperdine+, 11-12-19
Rebounds	5 - 2x; last: vs. San Jose State*, 2-10-21	6 - 4x; last: vs. UC Irvine+, 2-22-20
Assists	6 at Air Force*, 1-24-21	10 vs. UC Davis+, 2-1-18
Steals	4 - 2x; last: at Air Force*, 1-22-21	4 - 4x; last: at Air Force*, 1-22-21
Minutes	33:39 vs. Wyoming*, 3-11-21	43 - 3x; last: vs. UC Davis+, 2-23-19
10+ Scoring Games	12 times (10-2)	93 times (42-51)

+ - at CSUN

#4 • TREY PULLIAM

	Season	Career
Points	18 - 2x; last: vs. Boise State*, 2-25-21	18 - 3x; last: vs. Boise State*, 2-25-21
Rebounds	5 - 5x; last: vs. San Jose State*, 2-10-21	5 - 6x; last: vs. San Jose State*, 2-10-21
Assists	8 at UNLV*, 3-3-21	8 at UNLV*, 3-3-21
Steals	4 vs. St. Katherine, 12-2-20	4 vs. St. Katherine, 12-2-20
Blocked Shots		1 - 2x; last: vs. Boise State*, 1-11-20
Minutes	34:33 vs. Colorado State*, 1-2-21	34:33 vs. Colorado State*, 1-2-21
10+ Scoring Games	5 times (5-0)	6 times (6-0)

#5 • LAMONT BUTLER

	Season/Career
Points	13 - 2x; last: vs. Wyoming*, 1-28-21
Rebounds	5 - 2x; last: vs. San Jose State*, 2-10-21
Assists	6 vs. Wyoming*, 1-28-21
Steals	5 at Utah State*, 1-16-21
Blocked Shots	1 vs. Pepperdine, 12-6-20
Minutes	25:38 at Air Force*, 1-22-21
10+ Scoring Games	4 times (3-1)

#10 • KEITH DINWIDDIE JR.

	Season/Career
Points	13 at Air Force*, 1-22-21
Rebounds	1 - 2x; last: at Air Force*, 1-22-21
Assists	2 at Air Force*, 1-22-21
Steals	2 at Air Force*, 1-24-21
Blocked Shots	
Minutes	16:27 vs. St. Katherine, 12-2-20
10+ Scoring Games	2 (2-0)

#11 • MATT MITCHELL

	Season	Career
Points	35 vs. Brigham Young, 12-18-20	35 vs. Brigham Young, 12-18-20
Rebounds	10 vs. Nevada*, 1-7-21	12 vs. New Mexico*, 1-11-20
Assists	4 vs. Wyoming*, 1-30-21	9 vs. New Mexico*, 1-15-19
Steals	4 vs. Boise State*, 2-27-21	5 at Boise State*, 2-16-20
Blocked Shots	1 - 4x; last: vs. Nevada*, 1-7-21	3 vs. Air Force*, 2-3-18
Minutes	35 at Fresno State*, 2-20-21	36:21 vs. Utah State*, 2-1-20
10+ Scoring Games	19 times (16-3)	76 times (59-17)
20+ Scoring Games	5 times (4-1)	13 times (12-1)
30+ Scoring Games	1 time (0-1)	2 times (1-1)
Double-Doubles	1 time (1-0)	2 times (1-0)

#12 • CHE EVANS

	Season/Career
Points	3 at Air Force*, 1-22-21
Rebounds	2 at Air Force*, 1-22-21
Assists	1 - 2x; last: vs. Wyoming*, 1-30-21
Steals	2 vs. San Jose State*, 2-8-21
Blocked Shots	
Minutes	9:00 at Air Force*, 1-22-21

#20 • JORDAN SCHAKEL

	Season	Career
Points	28 vs. Colorado State*, 1-4-21	28 vs. Colorado State*, 1-4-21
Rebounds	9 - 2x; last: at UNLV*, 3-3-21	9 - 4x; last: at UNLV*, 3-3-21
Assists	4 vs. Wyoming*, 1-28-21	4 vs. Wyoming*, 1-28-21
Steals	3 - 4x; last: vs. San Jose State*, 2-8-21	4 vs. Jackson State, 11-27-18
Blocked Shots	1 - 3x; last: vs. San Jose State*, 2-8-21	1 - 12x; last: vs. San Jose State*, 2-8-21
Minutes	36 at Fresno State*, 2-18-21	37 at California, 12-8-18
10+ Scoring Games	19 times (17-2)	49 times (44-5)

#21 • JARED BARNETT

	Season	Career
Points	2 - 2x; last: vs. San Jose State*, 2-8-21	2 - 3x; last: vs. San Jose State*, 2-8-21
Rebounds	1 - 2x; last: vs. San Jose State*, 2-8-21	1 - 2x; last: vs. San Jose State*, 2-8-21
Assists	1 - 3x; last: vs. Wyoming*, 1-30-21	1 - 3x; last: vs. Wyoming*, 1-30-21
Steals	2x; last: vs. Wyoming*, 1-30-21	2x; last: vs. Wyoming*, 1-30-21
Blocked Shots		1 vs. Texas Southern, 11-5-19
Minutes	3:44 vs. St. Katherine, 12-2-20	4 vs. San Diego Christian, 12-18-19

#23 • JOSHUA TOMAIC

	Season	Career
Points	12 vs. San Jose State*, 2-8-21	12 vs. San Jose State*, 2-8-21
Rebounds	7 - 2x; last: vs. San Jose State*, 2-8-21	8 vs. Catholic University+, 12-12-17
Assists	3 vs. UC Irvine, 11-27-20	3 vs. UC Irvine, 11-27-20
Steals	3 vs. Pepperdine, 12-6-20	3 vs. Pepperdine, 12-6-20
Blocked Shots	2 - 3x; last: vs. Boise State*, 2-27-21	2 - 5x; last: vs. Boise State*, 2-27-21
Minutes	22:45 vs. Wyoming*, 1-30-21	25 vs. Minnesota+, 1-18-18
10+ Scoring Games	2 times (2-0)	3 times (2-1)

+ - at Maryland

#24 • TYLER BROUGHTON

	Season/Career
Points	
Rebounds	
Assists	1 vs. San Jose State*, 2-8-21
Steals	
Blocked Shots	
Minutes	1:19 vs. San Jose State*, 2-8-21

#31 • NATHAN MENSAN

	Season	Career
Points	18 vs. Saint Mary's, 12-22-20	18 vs. Saint Mary's, 12-22-20
Rebounds	15 at Arizona State, 12-10-20	15 at Arizona State, 12-10-20
Assists	2; 2x; last: vs. Wyoming*, 3-11-21	4 vs. San José State*, 3-2-19
Steals	3; 2x; last: vs. San Jose State*, 2-8-21	3; 2x; last: vs. San Jose State*, 2-8-21
Blocked Shots	6 vs. Saint Mary's, 12-22-20	6 vs. Saint Mary's, 12-22-20
Minutes	27:57 vs. Nevada*, 1-9-21	32 vs. Utah State*, 2-9-19
10+ Scoring Games	9 times (8-1)	19 times (17-2)
10+ Rebounding Games	2 times (2-0)	9 times (9-0)
Double-Doubles	2 times (2-0)	5 times (5-0)

#33 • AGUEK AROP

	Season	Career
Points	14 at Air Force*, 1-22-21	14, at Air Force*, 1-22-21
Rebounds	7 vs. UC Irvine, 11-27-20	7 vs. UC Irvine, 11-27-20
Assists	3 vs. Pepperdine, 12-6-20	3 - 4x; last: vs. Pepperdine, 12-6-20
Steals	3 - 2x; last: at Air Force*, 1-22-21	4, at Colorado State*, 2-12-19
Blocked Shots	2 - 5x; last: vs. Nevada*, 1-9-21	2 - 6x; last: vs. Nevada*, 1-9-21
Minutes	25:45 vs. Pepperdine, 12-6-20	26 vs. (6/6) Nevada*, 2-20-19
10+ Scoring Games	2 times (2-0)	4 times (3-1)

* - Mountain West game

^ - Mountain West Tournament game

MISCELLANEOUS STATISTICS

San Diego State's Record When...

Category	2020-21 Season	Dutcher Era	SDSU Streak	Note
Home	13-2	54-8	Won 9	SDSU is 27-3 in its last 30 and 36-4 in its last 40 home games
Away	6-2	26-16	Won 5	SDSU is 18-2 in its last 20 road games and 81-45 in its last 126 road games; Aztecs are 78-36 in last 114 road games vs. non-AP top 25 teams.
Neutral	2-0	14-6	Won 2	Aztecs have won 47 of the last 70 games at neutral sites (47-23); Won three of last five meetings with AP Top 25 teams
Scoring First	12-0	64-13	Won 14	SDSU is 181-47 in its last 228 games in which it has scored first. Last loss: vs. UNLV (2-22-20)
Opponent Scores First	9-4	30-17	Won 5	SDSU is 19-5 in its last 24 and 101-43 in its last 144 games in which the opponent has scored first
Leading at Half	20-2	81-11	Won 12	SDSU is 50-3 in its last 53 and 144-19 in its last 163 games when ahead at half; Last loss: at Utah State (1-16-21); 122-7 in last 129 at home when leading at half
Trailing at Half	1-2	11-17	Lost 2	SDSU is 16-28 the last 44 times trailing at the half and 42-57 since the start of '10-11
Tied at Half		1-2	Won 1	SDSU is 8-5 in last 13 games that have been tied at half
Leading with 5:00 Left	20-1	87-7	Won 14	Won 340 of last 352; 164-game winning streak snapped vs. Boise (2-27-16); Last loss before 164-game winning streak: at UW (1-9-10); 35-game streak snapped vs. CSU (1-2-21)
Trailing with 5:00 Left	1-2	4-21	Won 1	SDSU is 11-64 in its last 75; Last win: vs. Wyoming (3-11-21)
Tied with 5:00 Left	0-1	3-2	Lost 1	SDSU is 6-5 in last 11 outings
In Overtime	1-0	1-0	Won 4	SDSU is 22-2 in its last 24 in OT; Last loss: at Cincinnati (12-17-14); Won last eight OT home games
SDSU Outrebounded Opp.	16-0	66-9	Won 18	SDSU is 35-1 in its last 36, 97-16 in its last 113 and 207-35 in its last 242 games.
SDSU is Outrebounded	5-4	24-20	Won 4	SDSU is 14-5 in its last 19 and 64-50 in its last 114 games when outrebounded; Last win: vs. Wyoming (3-11-21)
SDSU Commits Fewer TOs	15-4	67-11	Won 10	SDSU is 39-5 in its last 44 and 112-18 in its last 130 when committing fewer turnovers. Last loss: at Utah State (1-16-21)
Opp. Commits Fewer TOs	4-0	21-18	Won 5	SDSU is 84-52 in its last 136 games when committing more turnovers; Last win: vs. Boise State (2-25-21)
SDSU More FT Attempts	13-1	61-6	Won 6	SDSU is 32-1 in its last 33 and 199-31 in its last 230 games in the category. Last loss: at Utah State (1-14-21)
Opp. More FT Attempts	8-3	30-19	Won 6	SDSU is 73-50 in its last 123 games in this category. Last win: vs. Wyoming (3-11-21)
SDSU Shoots Better than Opp.	16-1	79-5	Won 10	SDSU is 51-1 in last 52; 81-5 in last 86; 241-15 in last 256 with higher FG pct. Last loss: at Utah State (1-16-21)
Opp. Shoots Better than SDSU	5-3	14-25	Won 2	SDSU is 48-73 since the start of '10-11 when the opponent has a higher FG pct.; Last win: at UNLV (3-3-21)
SDSU Shoots 50% or Better	7-0	37-1	Won 25	70-game win streak snapped at California (12-8-18). Won 85 straight at home when FG pct. >= 50.0 pct. (last loss: UNLV, 1-26-02)
SDSU Shoots Between 40-50%	10-2	41-15	Won 3	Since March 3, 2010, SDSU is 136-33 overall and 73-10 at home
SDSU Shoots 40% or Less	4-2	16-14	Won 4	SDSU is 133-24 when shooting 38.9 pct. or better (since Jan. 31, 2015); SDSU is 105-8 since Feb. 22, 2012, at home when shooting at least 38.9 pct.
Opp. Shoots 50% or Better	1-0	2-10	Won 1	Last win: at Air Force (1-22-21)
Opp. Shoots Between 40-50%	8-3	32-16	Won 4	Last loss: at Utah State (1-14-21); Last win: vs. Wyoming (3-11-21)
Opp. Shoots 40% or Less	12-1	60-4	Won 6	SDSU is 38-1 in last 39; 269-34 in last 303 times the opponent has shot 40 pct. or less; Last loss: at Utah State (1-16-21)
SDSU Bench Outscores Opp.	17-2	54-11	Won 9	SDSU is 33-3 in its last 36 and 181-35 in this category since the beginning of the 2010-11 season; Aztecs are 149-31 in last 180 games
Opp. Bench Outscores SDSU	4-2	38-18	Won 3	SDSU is 94-52 in this category since the beginning of the 2010-11 season
SDSU Scores Less Than 60	0-2	1-9	Lost 3	SDSU is 24-37 in its last 61 games when scoring less than 60 points; Last win: vs. San Jose State (12-8-19)
SDSU Scores At Least 60 & Less Than 70	6-2	23-13	Won 5	SDSU is 79-36 in its last 115 games. Last loss: vs. Colorado State (1-2-21)
SDSU Scores Between 70-79	8-0	31-5	Won 18	SDSU is 33-5 in last 38, 120-13 in its last 133 when scoring 70-79. Last loss: vs. Fresno State (3-6-19); 40-3 at home in last 43
SDSU Scores Between 80-89	4-0	25-3	Won 18	SDSU is 46-5 in its last 51 games when scoring between 80-89 points
SDSU Scores Between 90-99	3-0	13-0	Won 28	The Aztecs have won 28 straight games and are 38-2 since 1999-2000 when scoring 90+ points
SDSU Scores 100+		1-0	Won 27	The Aztecs have won 27 straight games when reaching triple digits. SDSU is 4-0 in games where it has scored 100+ points since the 1999-2000 season.
Opp. Scores Less Than 60	11-1	50-2	Won 7	SDSU is 52-2 in its last 54 games in the category and 174-15 in the last 189 games; Last loss: at Utah State (1-14-21)
Opp. Scores Less Than 50	2-0	9-0	Won 13	SDSU is 131-4 the last 135 home games when holding the opponent to 60 points or less
Opp. Scores Between 50-59	9-1	41-2	Won 7	SDSU is 62-3 in last 65 in this category (losses: at UW, 12-7-14; vs. Wyo., 3-14-15; Little Rock, 11-21-15)
Opp. Scores Between 60-69	9-1	29-7	Won 4	SDSU is 41-2 in its last 43 games and 81-10 in last 91 games in this category; 72-2 in last 74 home games
Opp. Scores Between 70-79	1-2	14-8	Won 1	SDSU is 12-1 in last 13 games; 84-29 in the category since the start of 2010-11.
Opp. Scores Between 80-89		1-10	Lost 4	SDSU is 30-29 in its last 59 games when allowing between 70-79 points
Opp. Scores Between 90-99		0-3	Lost 3	SDSU is 3-15 since the beginning of the 2010-11 season in this category.
Opp. Scores 100+			Lost 9	SDSU snapped a 24-game losing streak in the category by winning at TCU (3-3-12)
Wearing Black	6-2	33-20	Won 4	The Aztecs are 0-3 in this category since the 1999-2000 season.
Wearing Alternate Black (Red Writing)	2-0	13-1	Won 3	SDSU is 19-3 in last 22 and 76-51 in its last 127 in the black uniforms; Last worn at home: vs. UNLV (2-22-20)
Wearing Red		2-0	Won 3	Worn at San Diego, vs. Creighton, at CSU, at USU, at WYO, at Fresno State, at UNLV, at UNM, at AFA at Boise State, vs. UNLV, at NEV, at ASU, vs. SMC
Wearing White	14-2	55-10	Won 11	Aztecs are 17-5 in their last 22 when wearing red since the start of 2010-11; Last worn: vs. Nevada (1-18-20)
Wearing Retro White		3-1	Won 2	Last wore on the road at Fresno State (2-20-21); Last neutral: vs. Wyoming (3-11-21); 15-game win streak snapped vs. Utah State (3-7-20)
Wearing Retro White Shorts	5-0	5-0	Won 5	Wore vs. USD and vs. No. 2/3 Kansas in 2015-16; vs. Alabama State, Wyoming, Air Force in 2016-17; vs. Georgia and California, USU, CSU in 2017-18
Wearing Camouflage			Lost 1	Debuted vs. Colorado State (1-4-21)
Wearing Pewter Gray			Won 2	SDSU lost to No. 9/9 Syracuse (11-11-12)
Wearing Turquoise	1-0	4-0	Won 7	Uniforms made its debut vs. USD (12-15-12); Also worn against UNLV (1-16-13), FS (2-9-13), BSU (3-13-13)
On Monday	2-0	4-1	Won 3	Made its debut vs. Bakersfield (11-20-14); Also vs. SD Christian (11-18-15), vs. Savannah St. (11-28-16), vs. McNeese (11-17-17), Jackson St. (11-27-18), Tennessee State (11-25-19), UC Irvine (11-27-20)
On Tuesday	1-0	16-5	Won 6	Aztecs are 16-3 on Monday since the beginning of 2010-11. Last loss: vs. (1/1) Duke (11-19-18)
On Wednesday	4-0	18-5	Won 11	SDSU is 48-12 in its last 60 games played on Tuesday. Last loss: at Utah State (2-26-19)
On Thursday	6-1	13-2	Won 4	SDSU is 33-9 in last 42 and 63-17 in its last 80 games played on Wednesday
On Friday	2-1	10-1	Won 1	Aztecs played just 37 Thursday games since the start of the 2010-11 season.
On Saturday	4-2	27-15	Won 3	SDSU is 32-6 in its last 38 games played on the day
On Sunday	2-0	6-1	Won 6	SDSU is 81-39 in its last 120 games played on Saturday. Seven-game win streak snapped vs. UNLV (2-22-20)
In November	2-0	20-4	Won 11	The Aztecs have played only 27 Sunday games since the beginning of the 2010-11 campaign (19-8)
In December	4-1	15-6	Won 1	SDSU is 54-13 in November since the beginning of the 2010-11 campaign
In January	7-3	24-10	Won 4	The Aztecs are 59-15 in their last 74 games played in December. Last loss: vs. Brigham Young (12-18-20)
In February	6-0	24-5	Won 8	SDSU is 52-17 in last 69 and 68-21 in last 89 January games
In March	2-0	11-5	Won 2	SDSU is 51-18 in its last 69 games played during the month