

SAN DIEGO STATE BASKETBALL

14 NCAA Tournament Appearances (7 times in last 11 years) • Record 12-Time Mountain West Conference Champion

Contacts: Mike May, Senior Associate AD of Communications and Media Relations (e-mail: mmay@sdsu.edu) • Richard Stern, Assistant Media Relations Director (e-mail: rstern@sdsu.edu)

LIVE COVERAGE

TV/Stream: CBS Sports Network

Tom McCarthy (play-by-play)
Julianne Vianni (commentary)
Kimani Morales (producer)



Aztec Radio Network: 101.5 KGB / XTRA 1360

(pregame starts at 12 p.m. PT on XTRA)
Ted Leitner (play-by-play)
Jon Schaeffer (pre-half-post)



Sirius: Channel 135

XM: Channel 202

Live Stats: GoAztecs.com

SCHEDULE / RESULTS

Record: 18-4 | **Home:** 12-2, **Away:** 5-2, **Neutral:** 1-0

MW Record: 12-3 | **Home:** 8-1, **Away:** 4-2

Date	SDSU	Opp.	Opponent (TV/Stream)	Time/Results
N.25	rv/rv	22/21	UCLA (CBSSN)	W, 73-58
N.27	rv/rv		UC IRVINE (YurView CA)	W, 77-58
D.2	rv/rv		ST. KATHERINE (MWN)	W, 83-41
D.6	rv/rv		PEPPERDINE (YurView CA/MWN)	W, 65-60
D.10	24/rv	23/23	at Arizona State (FS1/FOX Sports GO)	W, 80-68
D.18	18/20		BRIGHAM YOUNG (CBSSN)	L, 62-72
D.22	rv/rv		#vs. Saint Mary's (CBSSN)	W, 74-49
J.2	rv/23		*COLORADO STATE (CBS)	L, 67-70
J.4	rv/rv	-/rv	*COLORADO STATE (FS1)	W, 78-65
J.7	rv/rv		*NEVADA (CBSSN)	W, 65-60
J.9	rv/rv		*NEVADA (CBSSN)	W, 69-67
J.14	rv/rv		*at Utah State (CBSSN)	L, 45-57
J.16	rv/rv		*at Utah State (CBS)	L, 59-64
J.22	-/rv		*at Air Force (FS1)	W, 98-61
J.24	-/rv		*at Air Force (FS1)	W, 91-59
J.28	-/rv		*WYOMING (FS1)	W, 87-57
J.30	-/rv		*WYOMING (CBSSN)	W, 98-71
F.3	rv/rv		*at New Mexico (FS1)	% Forfeit
F.5	rv/rv		*at New Mexico (CBSSN)	% Forfeit
F.8	rv/rv		*SAN JOSE STATE (FS1)	W, 85-54
F.10	rv/rv		*SAN JOSE STATE (CBSSN)	W, 77-55
F.18	25/rv		*at Fresno State (CBSSN)	W, 67-53
F.20	25/rv		*at Fresno State (CBSSN)	W, 75-57
F.25	22/25	rv/rv	*BOISE STATE (FS1)	ot-W, 78-66
F.27	22/25	rv/rv	*BOISE STATE (CBSSN)	1 p.m. PT
M.3			*at UNLV (CBSSN)	6 p.m. PT
M.11			+MWT Quarterfinal (CBSSN)	12/2:30 p.m. PT
M.12			+MWT Semifinal (CBSSN)	6:30/9 p.m. PT
M.13			+MWT Championship (CBS)	3 p.m. PT

- Mott Athletics Center; San Luis Obispo, Calif.

% - Forfeits will only count for seeding in the Mountain West Championship Tournament. They will not count in the Aztecs overall record.

* - Mountain West Game + - Mountain West Championship Tournament (Thomas & Mack Center; Las Vegas Nevada)

Date and times are subject to change.

GAME 23

No. 22/25 **SAN DIEGO STATE AZTECS** (18-4; 12-3 MW) vs. rv/rv **BOISE STATE BRONCOS** (18-5; 14-4 MW)

Sat., Feb. 27 • 1:05 p.m. PT (tip + possible 5 min slide) • Steve Fisher Court at Viejas Arena • San Diego, Calif.



SAN DIEGO STATE

Head Coach: Brian Dutcher
Career Record: 91-30 (4th Season)
Record at San Diego State: Same
Record vs. Boise State: 6-2



BOISE STATE

Head Coach: Leon Rice
Career Record: 216-133 (11th season)
Record at Boise State: Same
Record vs. SDSU: 7-15

STORYLINES (through games of Thur., Feb. 25)

- Winners of nine straight games, No. 22/25 San Diego State closes out the home portion of its 2020-21 campaign with a Saturday matinee against Boise State.
- San Diego State will have five seniors participating Saturday in what could be the final home game of their collegiate career. The NCAA has granted student-athletes an opportunity to continue their playing career due to the pandemic. Seniors on the current SDSU roster: **Terrell Gomez** (CSUN transfer, active DI ranks: 13th in scoring, 3rd in 3FGM, 6th in 3FG pct.), **Matt Mitchell** (one of three players in school history w/1,000 points, 500 rebounds, 200 assists and 100 steals), **Trey Pulliam** (playing best basketball of his career, last 3 gms.: 14.7 ppg; A-T0 ratio this season: 2.00), **Jordan Schakel** (3rd in DI 3FG pct. this season, 115 career games) and **Joshua Tomaic** (Maryland transfer that has more points this season (111), than his first three seasons combined (83)).
- San Diego State continues its quest to add to its Mountain West Conference total of 12 conference championships (including seven regular season titles). The Aztecs, who were 3-3 and tied for fifth place in the conference on Jan. 7, are alone atop the conference standings for the first time this season after the Thursday victory (MW regular season championships: 2006, 2011*, 2012*, 2014, 2015*, 2016 and 2020 / * - indicates shared title).
- San Diego State has made a run for a 13th Mountain West title by winning nine consecutive games (by an average margin of 24.8 points, winning each game by at least 12 points and not trailing at any point of the second half during that stretch).
- Win streaks on the line Saturday:

Category	Strk.	Note
Overall Win Streak	9	T-8th longest strk. in school history; T-7th longest active streak nationally
Conference Win Streak	9	4th longest streak in San Diego State history (Dutcher was HC for longest streak, 13)
Home Win Streak	8	Since Jan. 1, 2019, SDSU is 35-4 at Viejas Arena
vs. Boise State	5	Tied for longest series win streak for either team (SDSU won first 5 meetings, 1976-2013)
vs. Boise State in San Diego	4	SDSU is 8-2 vs. Boise in San Diego; Last Boise State win in San Diego was Feb. 27, 2016
- San Diego State has been one of the most impressive teams in the country over the last month. Since the start of the 9-game win streak on Jan. 22, here is a look at the Aztecs national rankings (min. 3 GP): 3rd in scoring margin (+24.8), 3rd in rebound margin (+12.6), 7th in scoring (84.0), 10th in turnover margin (+4.8), 10th in field goal percentage defense (38.0), 13th in point allowed (59.2), 14th in three-point field goal percentage (41.3 percent), 19th in field goal percentage (49.5) and 25th in assist-to-turnover ratio (1.46).
- The Aztecs and Broncos will meet for the 24th time, with San Diego State owning a 16-7 series lead. The Aztecs have won the last five encounters played between the teams.

SERIES INFORMATION

Series: San Diego State leads, 16-7
Home: 8-2, **Away:** 4-5, **Neutral:** 4-0

Home (Viejas Arena)	8-2 (7-2)
Away (ExtraMile Arena)	4-5 (4-5)
Neutral (Thomas & Mack)	4-0 (4-0)
SDSU as Top 25 Team	9-1 (H: 4-1, A: 3-0, N: 2-0)
vs. Top 25 Boise Team	0-0
MWC Era:	San Diego State leads, 15-7
Dutcher vs. Boise	6-2 (H: 4-0, A: 1-2, N: 1-0)

MOUNTAIN WEST RACE

Rk.	Team	W-L	Remaining
1.	SDSU	14-3*	Boise, at UNLV
2.	Colorado State	11-3	AFA (2), NM, at UN
3.	Boise State	14-4	at SDSU, Fresno
4.	Utah State	11-4	UN (2), UW, at Fresno

* - Includes two forfeit wins awarded SDSU by MWC for the New Mexico series. Does not count in team overall or formal conference record.

CAREER SCORING LIST

Matt Mitchell continues to climb the San Diego State career scoring chart list. Below is a look at the Aztec career chart.

Rk.	Player	Years	Points
1.	Brandon Heath	04-05-06-07	2,189

5.	Tony Pinkins	55-56-57	1,475
6.	Trey Kell	15-16-17-18	1,403
7.	Winston Shepard	13-14-15-16	1,401
8.	Jeremy Hemsley	16-17-18-19	1,392
9.	Bob Brady	52-53-54	1,389
10.	Matt Mitchell	18-19-20-21	1,381
11.	Steve Copp	73-74-75-76	1,307

CAREER 3FG PCT.

Below is a look at the active Division I career three-point field goal percentage leaders (min. 200 3FGM).

Rk.	Team	3FG	3FGA	Pct.
1.	Sam Hauser	299	672	.445
2.	Terrell Gomez	339	770	.440
3.	Jaheam Cornwall	229	536	.427
4.	Jordan Schakel	206	487	.423
5.	Justin Jaworski	239	568	.421
6.	David Jenkins Jr.	257	612	.420
7.	Storm Murphy	219	524	.418
8.	Ross Cummings	242	584	.414
9.	Jon Williams	209	508	.411
10.	Jacob Rignoni	248	607	.409

MBB & FB RECORD

Below is a look at the best combined men's basketball and football winning percentages since the start of the 2010-11 season.

Rk.	Team	W	L	Pct.
1.	Ohio State	389	128	.752
2.	San Diego State	373	136	.733
3.	Oregon	379	143	.726
4.	Michigan State	369	148	.714
5.	Wisconsin	370	150	.712
6.	Duke	365	152	.706
7.	Cincinnati	352	147	.705
8.	Louisville	359	152	.703
9.	Kentucky	365	161	.694
10.	Michigan	355	158	.692

San Diego State Aztecs

2020-21 Record: 18-4 (H: 12-2; A: 5-2; N: 1-0) 12-3 MW
12-Time MW Champions, 12 Postseason Berths in Last 15 Years

- SDSU has won at least 19 games in 15 straight seasons.
- SDSU has advanced to postseason play in 12 of the last 14 seasons in which a champions was crowned (2006 NCAA, 2007-09 NIT, 2010-15 NCAA, 2016 NIT, 2018 NCAA).
- SDSU has won 47 of last 50 gms. when leading at the half.
- SDSU has won its last 49 of 50 when having a higher FG pct.
- SDSU is 11th nationally in winning percentage (.754) since the beginning of the 2010-11 season.
- Since its founding in 1999, no men's basketball program has won more Mountain West championships (regular-season and tournament) than San Diego State's 12.
- Since 2006, SDSU's 11 appearances in its conference championship game are the second most in Division I.
- SDSU's 17 MW wins in 2019-20 are the most in MW history.

		PPG	RPG	APG	FG	3FG	FT		
0	Keshad Johnson (KEY-shawd) Forward, 6-7, 210, So.-1L Oakland, Calif. (San Leandro HS)	2020-21 MW	4.3 4.3	3.9 4.4	0.9 0.9	483 .475	6/17 3/10	.485 10/21	Has 41 points in last 7 gms. (5.9 ppg) on 16-of-30 FGs (53.3 pct)... In last 6 gms., has CH 15 pts. vs. Wyo. and CH 13 rebs. vs. SJSU. Played in last 11 gms. after missing three previous games (shoulder)... Attempted a FT in 9 of the last 10 games... Played 11+ minutes in 10 straight gms... 51 rebounds in last 10 gms. (5.1 rpg)... Played in 36 career gms. (32-4)... Only scholarship member of the 2019 class... A four-star prospect by ESPN.
2	Adam Seiko (SAY-coe) Guard, 6-3, 210 Jr.-2L Boston, Mass. (Sierra Canyon HS (Calif.))	2020-21 MW	4.7 5.4	2.3 1.9	1.5 1.8	.388 .419	.375 .400	12/17 4/7	Last 8 gms.: 50 pts., 15 asts., 18 rebs., 12-27 3FGs (44.4 pct.)... Pulled down five rebounds in 20 minutes vs. Boise Thurs... 20 treys in his last 14 gms... Made a CH six FTs in comeback win vs. Pepperdine (12-6-20)... 15 gms. w/multiple treys (13-2)... Only 47 TOs in 1,169 career mins. (1 TO every 24.8 minutes)... 76.3 pct. of career FGs are threes (58-of-76)... Has a career 1.45:1 A/T ratio.
3	Terrell Gomez (TUH-rel) Guard, 5-8, 165, Sr.-TR Los Angeles, Calif. (Middlebrooks Academy/CSUN)	2020-21 MW	8.5 8.9	1.4 1.6	2.5 2.6	.441 .436	.469 .493	7/8 3/4	Last 16 gms.: 9.1 ppg, 1.5 rpg, 2.7 apg, 1.0 spg, 37-73 3FGs (50.7 pct.)... Active NCAA ranks among DI players: 1,824 pts. (13th), 339 3FG (3rd), 44.0 3FG pct. (1st with at least 300 makes), 89.0 FT Pct. (1st, with at least 200 FTM)... Made multiple treys in 19 of his last 26 games (62-of-128, 48.4 pct.) ... Has 43 assists in last 16 games (2.7 apg)... Averaged 19.8 points, 2.5 rebounds, 2.3 assists in 32 games with CSUN in 2019-20.
4	Trey Pulliam (pull-EE-um) Guard, 6-3, 180, Sr.-1L Bryan, Texas (Consolidated HS /Navarro College)	2020-21 MW	6.7 7.0	3.1 3.5	3.2 3.3	.393 .393	.270 .269	7/31 12/14	Has 8+ points in three str. gms. for 1st time in career (54 gms.)... Last 5 gms.: 11.6 ppg, 3.4 rpg, 3.4 apg, 2.0 spg... Hit GW runner as time expired to lift SDSU past Nevada (1-9-21) ... First SDSU GW shot at the buzzer since Jamaal Franklin (3-8-12)... Streak of points in 18 consecutive games snapped at AFA... Leads the team in assists (70) this season... Played 20+ minutes in 21 of 22 games this season (did that 10 times all of last season).
5	Lamont Butler Guard, 6-2, 200, Fr.-HS Moreno Valley, Calif. (Riverside Poly HS)	2020-21 MW	4.4 5.5	1.8 2.2	1.5 1.9	.440 .452	6/23 5/19	.676 .636	Last 10 gms.: 7.5 ppg, 3.1 rpg, 2.7 apg, 1.5 stls... No double-digit scoring gms. in first 12 gms; 4 double-digit scoring gms. in last 10 (7.5 ppg)... 20 assists in last 7 gms... Scored in a CH 10 straight games... Scored a career-high 13 points, CH five steals and played 25 minutes in game at USU... Only SDSU player in the last 25 seasons to post a 13-5 game off the bench... One of seven players to play in all 22 gms... Has a FTA in 7 straight gms.
10	Keith Dinwiddie Jr. Guard, 6-0, 185, Fr.-HS Los Angeles, Calif. (Fairfax Senior HS)	2020-21 MW	5.5 5.0	0.3 0.3	0.5 1.0	.429 6/15	9/21 3/10	0/0 0/0	Among all DI players, his 30.7 pts./40 min. is 7th (min. 40 mins.)... Has 33 points in 43 mins... Scored 12+ points in 2 of his 6 career games... 3-star recruit & a class of 2020's top-50 shooting guards nationally (#47) by Rivals.com... As a senior earned Western League MVP honors as well as co-POY for both the All-City Open Division & All-CIF LA City Section... As a junior, led team to LA City Section Open Div. championship, the #5 state & #22 national ranking.
11	Matt Mitchell Forward, 6-6, 235, Sr.-3L Riverside, Calif. (Roosevelt HS)	2020-21 MW	15.6 15.7	5.5 6.4	2.0 2.1	.459 .469	.358 .361	.836 .898	MW POW (11-30-20) ... Last 10 gms.: 16.2 ppg, 48-53 Fts, 6.5 rpg... Became the third Aztec player to post 1,000 points, 500 rebounds, 200 assists and 100 steals (Winston Shepard, Trey Kell) ... 28-2 in his career when he scores 15+ points... 1,381 career pts. (10th in school history)... 65 rebs. in last 10 gms. (6.5 rpg)... Has a trey in 10 of last 14 gms... Need 8 pts. to move into 9th on SDSU scoring list; 11 to move into 8th; 20 to move into 7th.
12	Che Evans (shay) Forward, 6-5, 210, Fr.-HS Philadelphia Pa. (Neumann-Goretti HS)	2020-21 MW	0.9 1.0	0.6 0.7	0.2 0.2	3/16 2/12	1/8 1/6	1/2 1/2	Played in nine games and 40 total minutes... CH 3 pts. and CH 2 rebs. at Air Force (1-22-21)... 4-star recruit by ESPN and Scout.com & 3-star talent by Rivals.com and 247Sports.com... A class of 2020's top-50 small forwards nationally by ESPN (No. 45), Rivals.com (No. 49) & 247Sports.com (No. 38)... Senior year, Neumann-Goretti posted a 24-4 record, 14-2 in conference play & won the Philadelphia Catholic League championship.
14	Cade Alger (AL-ier) Forward, 6-19, 190, RFr.-TR Ripon, Calif. (Ripon Christian HS/Seattle U)	2020-21 MW	1.9 2.6	0.3 0.4	0.0 0.0	5/6 5/6	0/0 0/0	3/5 3/5	Has 13 pts. in last 6 gms... Scored his first career points on a dunk and subsequent free throw at Air Force (1-22-21)... Non-scholarship forward who spent 2019-20 as a redshirt at Seattle U... As a senior averaged 18.0 pts, 13.2 rebs & 3.0 assists & finished with more than 1,000-career points... Was named a first-team Front Row Preps All-Region and CalHSports.com All-State performer as well as D5 Scholar AoY following senior campaign.
20	Jordan Schakel (SHACK-ull) Guard, 6-6, 200, Sr.-3L Torrance, Calif. (Bishop Montgomery HS)	2020-21 2MW	14.2 14.8	4.0 4.3	1.1 1.4	.468 .490	.457 .485	.887 839	2x MW POW (2-15-21 & 12-14-20) ... 3rd nationally in 3FG pct. (45.7 pct.) ... Has a trey in all 22 games this season (64 total) ... Has 206 career three-point field goals (5th in school history)... 65 rebs. in last 15 gms. (4.3 rpg)... 17 asts., 9 TOs in last 13 gms... SDSU is 41-5 in his career when he scores 10+ points... Made multiple 3s in 58 gms. (48-10) and 3+ treys in 33 games (30-3)... 12+ points in 13 of last 19 games (14.7 ppg).
21	Jared Barnett Guard, 6-1, 145, So.-5Q Los Angeles, Calif. (Westchester HS)	2020-21 MW	0.6 0.8	0.3 0.2	0.4 0.4	2/3 2/2	0/0 0/0	0/0 0/0	Non-scholarship guard... Played in seven games this season, including the last five games... Appeared in 10 games last year w/ his lone bucket coming in the season opener vs. Texas Southern... Was named second-team all-conference as a HS senior after averaging 13 points six assists and three rebounds per game... Received academic honor roll recognition all four of years at Westchester High.
23	Joshua Tomaic (toe-MY-itch) Forward, 6-9, 230, Sr.-TR Lanzarote, Spain (Canarias Academy/Maryland)	2020-21 MW	5.0 5.1	3.5 3.7	0.7 0.6	.506 .473	5/22 3/13	.750 .759	Last 8 gms.: 6.8 ppg, 18-of-29 FGs (62.1 pct.)... Had 12 points vs. San Jose (3rd career game with double digits)... Has more points this season (111) than last three seasons combined (83)... Has more rebs. this season (76), than last three seasons combined (71)... Has 16 assists this season (had zero in 71 minutes last year)... Career 55.3 percent FG shooter... Teams are 62-22 when he plays... Grad transfer from Maryland.
31	Nathan Mensah (MEN-suh) Forward, 6-10, 230, Jr.-2L Labadi, Accra, Ghana (Findlay Prep (Nev.))	2020-21 MW	8.6 7.9	6.4 5.7	0.5 0.5	.583 .561	0/3 0/0	.586 .520	Average per 40 min. this season: 16.1 points, 12.0 rebounds, 2.7 blocks... Has 10+ points in six of his last 14 games (last 14 gms: 8.1 pts., 5.8 rebs., 1.1 blks., 45-of-79 (57.0 pct.) FGs... Recorded 5th double-double with CH 18 pts., 13 rebs. & CH 6 blks. vs. SMC... Only SDSU player in last 25 seasons to produce a game with 18-13-6 in those categories... SDSU is 16-2 when he scores 10+, 31-6 when he has 6+ rebounds; 9-0 when he has 10+ rebs.
33	Aguek Arop (ah-GWUK ah-ROPE) Forward, 6-6, 220, Jr.-2L Omaha, Neb. (Omaha South HS)	2020-21 MW	4.6 4.5	2.6 2.0	0.7 0.3	.477 .625	2/13 1/5	.500 8/15	Last 10 gms.: 4.7 pts. (4.7 ppg), 19-30 (63.3 pct.) FGs, 3 blocks in 118 mins... Has 79 points in his last 17 gms... For his career, averages 10.5 pts/7.6 rebs per 40 minutes played... 54-of-94 rebs since 2019-20 are on off. glass... Avg. 4.4 offensive rebounds per 40 minutes this season... Multiple offensive rebounds in 10 of 15 games he has played... Has a 7-foot wingspan... Good mid-range game & deadly from 15 ft.

RED indicates probable starter, BLACK indicates reserve, GOLD indicates player is injured and is not expected to play. Shooting percentages are calculated once 25 attempts are made in a category.

SCHEDULE/RESULTS

Date	Opponent (Television/Stream)	Note
N.25	UCLA (CBSSN)	W, 73-58 » SDSU defeats UCLA in consecutive games for the first time since 1940; It's the largest margin of victory vs. UCLA since 22 pt win on 12/1/1939
N.27	UC IRVINE (YurView CA)	W, 77-58 » San Diego State is 7-3 in home games against UCI and has won the last four meetings. This will be the first match-up since Dec. 13, 1997 in Irvine
D.2	ST. KATHERINE (MWN)	W, 83-41 » Aztecs improve to 2-0 all-time vs. USK; Average margin of victory in two win 62.5 points
D.6	PEPPERDINE (YurView CA)	W, 65-60 » Was the first meeting since a 61-58 SDSU win on Dec. 22, 1994; Aztecs have won the last four in a row and 9 of the last 16 in San Diego
D.10	at Arizona State (FS1)	W, 80-68 » San Diego State improves to 3-12 all-time in Tempe & are 2-6 in the last eight at ASU; Last SDSU victory at ASU before this win was on Jan. 7, 1978
D.18	BRIGHAM YOUNG (CBSSN)	L, 62-72 » The Aztecs are 17-19 all-time in San Diego vs. BYU, including 3-4 in the last seven
D.22	#vs. Saint Mary's (CBSSN)	W, 74-49 » San Diego State improves to 1-2 against Saint Mary's on neutral courts;
J.2	*COLORADO STATE (CBS)	L, 67-70 » SDSU has won six of the last seven meetings; 18-4 vs. Colorado State all-time in Viejas Arena
J.4	*COLORADO STATE (FS1)	W, 78-65 » Snapped CSU's 4-game win streak & avoided a season series sweep for the 17th time in the last 18 seasons. SDSU has 10 season sweeps during that span.
J.7	*NEVADA (CBSSN)	W, 65-60 » SDSU is 9-0 vs. Nevada at home in the MW era, including its sweep on this series, and is 11-1 all-time at home vs. the Wolf Pack
J.9	*NEVADA (CBSSN)	W, 69-67 Last year's results: W, 68-55 (1/18/20 at SDSU), W, 83-76 (2/29/20 at NEV)
J.14	*at Utah State (CBSSN)	L, 45-57 » Rematch of last two MW tourney title games; SDSU is 4-3 at USU in the MW era & snapped USU's 15-game home winning streak last year
J.16	*at Utah State (CBS)	L, 59-64 Utah State handed the Aztecs back-to-back losses for the first time in 48 games dating back to March 6 & 9, 2019
J.22	*at Air Force (FS1)	W, 98-61 » SDSU is 23-17 lifetime in games played at USAFA; Aztecs are 6-2 in last eight visits to the Academy
J.24	*at Air Force (FS1)	W, 91-59 San Diego State's 37-point win (98-61 on Jan. 22) is the largest margin of victory in the 84 games between the two programs
J.28	*WYOMING (FS1)	W, 87-57 » San Diego State has won 14 straight vs. the Cowboys at home, and is 30-11 all-time including 17-5 in Viejas Arena
J.30	*WYOMING (CBSSN)	W, 98-71 Last year's results: W, 72-52 (1/8/20 at WYO), W, 72-55 (1/21/20 at SDSU)
F.3	*at New Mexico (FS1)	Forfeit » The 28-point win last season is SDSU's largest in The Pit in 42 all-time games, and became 1st MW team to win at UNLV and at UNM in consecutive
F.5	*at New Mexico (CBSSN)	Forfeit games. Last year's results: W, 85-57 (1/29/20 at UNM), W, 82-59 (2/11/20 at SDSU)
F.8	*SAN JOSE STATE (FS1)	W, 85-54 » The Aztecs are 30-8 all-time vs. SJSU at home and 12-1 in their last 13, including nine in a row.
F.10	*SAN JOSE STATE (CBSSN)	W, 77-55 Last year's result: W, 59-57 (12/8/19 at SDSU)
F.18	*at Fresno State (CBSSN)	W, 67-53 » In games dating back to 1941, SDSU is 24-33 in Fresno, but in the 12 games since the Save Mart Center opened the Aztecs are 8-4.
F.20	*at Fresno State (CBSSN)	W, 75-57 SDSU's 18-point win was its largest margin of victory in Fresno since a 22-point, 51-29, win on Jan. 10, 1947.
F.25	*BOISE STATE (FS1)	W, 78-66 (at) » With its win to open the season series, San Diego State moves into first place in the MW standings by half a game.
F.27	*BOISE STATE (CBSSN)	1 p.m. PT Last year's results: W, 83-65 (1/11/20 at SDSU), W, 72-55 (2/16/20 at BSU), W, 81-68 (3/6/20 AT MWT)
M.3	*at UNLV (CBSSN)	6 p.m. PT » Aztecs 16-2 in last 18 vs. UNLV (any location); SDSU 10-1 in its last 11 games vs. UNLV at Thomas & Mack Center This game will be the only meeting in the regular season between these programs, after the two game series was postponed on Jan. 2 & 4 due to COVID-19 issues with in the UNLV program.

Mountain West Men's Basketball Championship (Thomas & Mack Center; Las Vegas, Nev.) (TBA)

M.10-13	» SDSU has advanced to the title game in 10 of the last 12 years
	» The Aztecs will be in search of their sixth Mountain West tournament championship
	» San Diego State has won tourney titles in 2002, 2006, 2010, 2011, 2018
	» SDSU is 34-16 all-time at the MW Championship, representing the best overall record in league history
	» San Diego State has won a Mountain West-high 12 conference crowns (regular season, tournament)

- San Diego State owns an 8-2 series advantage in games played in San Diego. The Aztecs are also 9-1 when facing the Broncos as an AP Top 25 team and Brian Dutcher is 6-2 against Boise. This marks the fifth straight time the Aztecs have faced Boise while ranked in the AP Poll.
- San Diego State moved from No. 25 to No. 22 in the Associated Press Top-25 Poll this week and returned to the coaches poll at No. 25. Since the start of the 2010-11 campaign, the Aztecs have made 85 appearances in the poll, including four weeks this season. That ranks 19th nationally and is the highest total among California and Mountain West teams.
- The Aztecs metrics continue their upward trend following the nine dominating victories. San Diego State rankings in the metrics after Thursday's games: 21st in the NET, 11th in Torvik, 13th in KPI, 16th in RPI, 18th in KenPom, 18th in BPI and 20th in Sagarin. San Diego State is one of only 12 teams in the nation to rank among the top 25 in the seven major metrics - NET, BPI, KenPom, KPI, RPI, Sagarin and Torvik. The 12 schools listed alphabetically are: Alabama, Arkansas, Baylor, Florida State, Gonzaga, Houston, Michigan, Ohio State, San Diego State, Texas, Villanova and West Virginia.
- At 18-4, San Diego State has its second best record after 22 games in the last seven seasons (last season the Aztecs opened 26-0). Overall, it is the fourth best 22-game start in the Division I era, trailing 2019-20 (22-0), 2013-14 (20-1), 2010-11 (20-1) and 2011-12 (19-2).
- San Diego State is one of four teams in the country that averages +15.0 points, +5.4 rebounds and +3.5 turnovers per game. The other three schools are Baylor (18-0), Houston (19-3) and UC Santa Barbara (16-3).
- Senior guard **Jordan Schakel** is third among Division I players this season in three-point field goal percentage at 45.7 percent. Schakel ranks 6th among all Division I players averaging 1.173 point per possession this season (minimum 250 possessions).

HOW WE DO IT

- Nationally, San Diego State ranks among the leaders this season in the following categories: 6th in scoring defense (60.1), 7th in field goal percentage defense (38.8), 12th in scoring margin (+15.0), 16th in three-point field goal percentage (38.4), 22nd in turnover margin (+3.7) and 33rd in steals per game (8.3).
- San Diego State leads the Mountain West Conference in the following team categories: scoring margin (+15.0), scoring defense (60.1), field goal percentage defense (38.8), three-point field goal percentage (38.4), steals per game (8.3) and turnover margin (+3.7).
- According to KenPom, several of San Diego State's highest offensive efficiency rating against a Division I opponent in the 20 year history of the public ratings have come in the last couple of games. Three of the nine highest-rated games have occurred during the current win streak - No. 1 - Wyoming (Jan. 30, 2021), No. 4 - at Air Force (Jan. 24, 2021) and No. 9 - at Air Force (Jan. 22, 2021).

LAST TIME OUT

- San Diego State never trailed, built a 17-point halftime advantage, and survived a second half push to defeat Boise State, 78-66 in overtime

MEDIA RELATIONS

MEDIA RELATIONS OFFICE

Fowler Athletics Center
5302 55th Street, Suite 3014
San Diego, CA 92182
Office: 619.594.5547
Fax: 619.582.6541

MIKE MAY

Senior Associate A.D. of Communications and Media Relations

Coaching Staff Interviews
E-Mail: mmay@sdsu.edu
Office: 619.594.5547
Cell: 619.957.8372

RICHARD STERN

Assistant Media Relations Director

Student-Athlete Interviews
E-Mail: rstern@sdsu.edu
Office: 619.594.5548
Cell: 408.318.8111

STAY CONNECTED

- Athletics Website: goaztecs.com
- Twitter: @GoAztecs / @Aztec_MBB
- Facebook: facebook.com/goaztecs
- Instagram: @goaztecs
- YouTube: youtube.com/goaztecscom

SERIES VS. BOISE STATE

Series: San Diego State leads, 16-7

Home: 8-2, Away: 4-5, Neutral: 4-0

Home (Viejas Arena) 8-2 (7-2)

Away (ExtraMile Arena)..... 4-5 (4-5)

Neutral (Thomas & Mack) 4-0 (4-0)

SDSU as Top 25 Team..... 9-1 (H: 4-1, A: 3-0, N: 2-0)

vs. Top 25 Boise Team..... 0-0

MWC Era San Diego State leads, 15-7

Dutcher vs. Boise 6-2 (H: 4-0, A: 1-2, N: 1-0)

Date	SD	BS	Location	Score
D.16.76			San Diego (PG)	W 78-68
F.1.12	17		*San Diego (VA)	W 58-56
F.29.12	21		*Boise	W 66-53
M.8.12	18		^N-Las Vegas (QF) (d)	W 65-62
F.6.13			*San Diego (VA) (:02.8)	W 63-62
M.9.13			*Boise (d)	L 65-69
M.13.13			^N-Las Vegas (QF)	W 73-67
J.8.14	13		*San Diego (VA)	W 69-66
F.5.14	5		*Boise (:04.2)	W 67-65
F.8.15			*Boise (d)	L 46-61
F.28.15	24		*San Diego (VA)	L 46-56
J.16.16			*Boise	W 56-53
F.27.16			*San Diego (VA) (d)	L 63-66
J.7.17			*Boise	L 68-78
M.9.17			^N-Las Vegas (QF)	W 87-68
J.13.18			*Boise	L 80-83
F.27.18			*San Diego (VA)	W 72-64
J.5.19			*Boise	L 64-88
F.16.19			*San Diego (VA)	W 71-65
J.11.20	7		*San Diego (VA)	W 83-65
F.16.20	4		*Boise	W 72-55
M.6.20	5		^N-Las Vegas (SF)	W 81-68
F.25.21	22		*San Diego (VA) ot-W	W 78-66

d - day game, N - Neutral site, AG - Aztecs Gym, PG - Peterson Gym, VA - Viejas Arena, QF - Quarterfinal, SF - Semifinal, * - Mountain West game. The number to the left of the location denotes AP national ranking at game time. 0:00 - Time remaining when winning shot was made in the final 10 seconds.



Centennial Season Facts entering 2020-21:

- Overall Record: 1,515-1,127-1 (.573).
- Has won 22 regular-season conference championships (7 MW, 7 CCAA, 4 SCIAC, 2 PCAA & 2 SCJC).
- Has won 7 conference tournament titles (5 MW, 1 WAC, 1 PCAA).
- Won the 1941 NAIA national championship.
- Has appeared in 27 postseason tournaments, including 12 in the last 14 seasons in which a national champion was crowned.
- Has a winning record in seven of nine completed decades. (.778)
- In 99 seasons, SDSU has outscored opponents 168,805-to-161,933.
- In 50 DI seasons, SDSU has outscored opponents 108,488-to-105,688.
- In 2010-11 SDSU scored a single-season high 2,660 points.
- SDSU has competed in 6 conferences (the most years - 21 seasons in both the MW & WAC).
- SDSU has 16 head coaches with George Ziegenfuss (1949-69) owning the longest tenure (21 seasons) and Steve Fisher (2000-17) with the most victories (386).
- San Diego State has defeated top-25 ranked teams 34 times. The first was an 88-75 win over No. 13 Kansas State (12/21/73) and the most recent was over No. 14/17 Nevada (65-56 in the MW semifinal on 3/15/19).
- 574 student-athletes have earned letters playing for SDSU.
- SDSU has had 17 All-Americans, including three; Michael Cage (1984), Kawhi Leonard (2011), and Malachi Flynn (2020) who were consensus All-Americans.

- on Thursday at Viejas Arena.
- San Diego State has won nine consecutive games, tied for the 8th-longest win streak in school history. It is the third win streak of at least nine games for fourth-year head coach Brian Dutcher (he had a 9-game win streak in his first season and a school-record 26-game win streak last season).
- San Diego State is now in first place in the Mountain West Conference. The Aztecs, winners of a Mountain West-best 12 league championships, were 3-3 and tied for fifth place in the league on Jan. 19.
- San Diego State won its fourth straight overtime game (lost loss was at Cincinnati on Dec. 17, 2014) and improved to 22-2 in its last 24 overtime games. The Aztecs outscored the Broncos, 15-3, in overtime.
- San Diego State has won nine straight games and has not trailed at any point of the second half during in any of those games. The last time the Aztecs trailed in a second half of the game was Jan. 16 at Utah State.
- San Diego State enjoyed a lead at intermission for the 10th consecutive game. The Aztecs are 17-2 this season when leading at the half and 78-11 in the Brian Dutcher era.
- SDSU improves to 15-0 on the season and has won 17 straight games when out-rebounding its opponent.
- San Diego State outscored Boise State, 23-15, in points off turnovers.
- The Aztecs outscored Boise, 32-18, in the paint.
- SDSU held Boise State to six free throws, tied for its fewest made in a game this season.
- San Diego State forced 16 turnovers, Boise State's most in a game this season.
- **Matt Mitchell** - 24 points, 9 rebounds, 1 steal - Reached double figures for the third straight game, the 18th time in the 19 games he has played this season and the 75th time in his career... Recorded his fifth 20-point game of the season and 13th of his career (SDSU is 12-1 in those games)... Led the Aztecs in scoring for the seventh times this season and 20th time of his career... His nine rebounds were one off a season high.
- **Trey Pulliam** - 18 points, 4 rebounds, 2 assists, 2 steals, +21 in plus/minus rating - Matched a career high with 18 points and now has 18 in two of his last three games... Recorded his fourth double-digit scoring game of the season and the fifth of his career (SDSU is 5-0 in those games)... He has 10 or more points in three of his last five games... Has seven or more points in three consecutive games for the first time in his 54-game career... Had multiple 3-pointers in a game without a miss for the second time of his career... When he was on the floor the Aztecs outscored the Broncos by 21, the highest plus/minus rating in the game.
- **Terrell Gomez** - 10 points, 4-4 FG, 2-2 3PTG, 2 rebounds, 3 assists, 3 steals - Reached double figures for the second straight game, the 11th time this season and the 92nd time in his career... Did not miss a field goal for the first time of his career (tonight was his 118th career game played)... Became the first Aztec since at least the 1995-96 season to record at least 10 points, 3 assists, 3 steals and make every field goal attempt in a game without recording a turnover.

MW SENDING AZTECS TO SIN CITY FOR A SINGLE GAME; NM GAMES OFFICIALLY FORFEITS

The Mountain West Conference announced a revised schedule for the remainder of the 2020-21 men's basketball season on Tuesday afternoon. The announcement dealt specifically with games which will be played the week of March 1, to make up for some conference games missed during the regular season.

The impact of the announcement on San Diego State is that the team will travel to Las Vegas and play a single game on Wednesday, March 3 against UNLV. The game is scheduled for 6 p.m. PT and will be broadcast on CBS Sports Network.

The Aztecs series with New Mexico, initially scheduled for Feb. 3 and 5, has been declared a "forfeit" by the Conference. SDSU will be awarded two wins and the Lobos two losses for final regular-season standings and Conference tournament seeding purposes only. This will not change an institution's official overall won-lost record, according to the NCAA.

AZTECS UP TO NO. 22 IN AP; BACK IN THE COACHES POLL AT NO. 25

Running its record to 17-4 after a pair of victories at Fresno State last week, San Diego State men's basketball jumped up three spots to No. 22 in the AP Poll and made its return to the Coaches Poll, coming in at No. 25. The Aztecs garnered 222 points from AP voters, 96 from the coaches and are the only Mountain West team ranked in either of this week's poll.

Monday's appearance in the AP poll, on Feb. 22, marks the fourth week this season that San Diego State has been ranked and is ranked in back-to-back weeks for the second time in the 2020-21 campaign (also on Dec. 7 & 14, 2020).

The Aztecs have appeared in the AP Poll five times on this date:

No. 6	Feb. 22, 2011
No. 24	Feb. 22, 2012
No. 6	Feb. 22, 2014
No. 4	Feb. 22, 2020
No. 22	Feb. 22, 2021

San Diego State appears in the poll for the 85th time since the start of the 2010-11 season, easily outdistancing all other California schools in weeks being ranked in that time frame. UCLA has appeared in the poll for 47 weeks, Saint Mary's 39 weeks, USC 15, and California 11, since the start of the 2010-11 season.

The Aztecs are ranked in the Coaches Poll for the third time this season. After debuting at No. 20 on Dec. 14, 2020, they next appeared at No. 23 on Dec. 28, 2020.

HOME COURT ADVANTAGE

San Diego State has advanced to the NCAA tournament seven of the last 10 seasons in which a national champion has been crowned, and has an NIT national semifinalist appearance as well during that span. One reason for the success is that Viejas Arena is a very tough place for opponents. Since the start of the 2009-10 campaign, and entering this season, San Diego State has the 11th-highest winning percentage in the country, amassing a 170-22 home record, winning 88.5 percent of its home games during that span.

With the 2020-21 season underway here are a few of the categories to keep an eye on.

- In its last 196 home games, San Diego State has compiled a 172-24 mark, including a 80-10 record against non-conference competition at Viejas Arena.
- Since the start of the 2012-13 campaign, the Aztecs are 125-19 at home, including a 55-9 record in non-conference home contests during that stretch (44-7 against non-top 25 non-conference foes).
- The Aztecs are 51-10 in their last 61 non-conference home games.

MORE HOME COOKING

- San Diego State is 33-4 in its last 37 home games dating back to Jan. 1, 2019.
- **The Aztecs are 30-3 in its 33 Mountain West Conference home games since Jan. 24, 2018.**
- SDSU is 16-6 in conference home openers since joining the Mountain West prior of the 1999-2000 season.
- San Diego State ended the 2019-20 season 14-1 at home, with an average scoring margin of +16.0. Of the 15 home games, 12 were decided by at least nine points. In SDSU's first five home games this season, its margin of victory has been 20.3 points.
- Last season's 13-game home court win streak, snapped on Feb. 22, 2020, was tied for the eighth-longest in school history and longest since the school-record 29-game win streak from Nov. 20, 2013 and ended Feb. 28, 2015.
- San Diego State has never had an undefeated home season as a Division I program. The last time the Aztecs made it through the home portion of the schedule unscathed was 1966-67. That season, San Diego State went 16-0 at home en route to a 24-5 record. In the Division I era, SDSU has ended the home portion of its schedule with a single loss on seven occasions (1977-78, 2009-10, 2010-11, 2012-13, 2013-14, 2014-15 and 2019-20).

DESTINY IS IN THE AZTECS HANDS

The Mountain West's announced on Tuesday that the Aztecs two-games series against New Mexico, which was initially labeled "canceled", after the Lobos bowed out at the last minute not due to COVID-19 issues, are now listed as forfeits. That along with the rescheduling of a previously postponed game against UNLV, which will take place on March 3, will have major implications on MW Tournament seeding for SDSU. Here's how...

- **If San Diego State sweeps its two-game series with Boise State and then goes to UNLV and defeats the Runnin' Rebels, SDSU will be the outright 2020-21 Mountain West Regular Season Champions.**
- The title would extend San Diego State's Mountain West-record number of regular-season titles to eight.
- The title would extend San Diego State's Mountain West-record number of overall titles (regular-season & tournament) to 13.

JORDAN...THREE...GOOD

Senior guard **Jordan Schakel** is producing from beyond the three-point line at an elite level in 2020-21.

- **Schakel's 45.7 percent success rate from the bonus distance (64-of-140) ranks No. 3 in the nation & leads the Mountain West.**
- Schakel ranks second among the top-5 in both makes (64) and attempts (140).
- **Schakel is hitting an average of 2.91 threes per game through 22 games, which ranks No. 26 nationally & leads the Mountain West.**
- Through 22 games last year he had 44 threes (2.09/g) and for the season he totaled 71 threes in 32 games (2.21/g).
- **Schakel has made 64 three pointers which ranks No. 22 in the country & leads the Mountain West.**
- If he remains at his current pace (2.91/g), he'll eclipse his total output of threes from last year (71) in seven fewer games (25-to-32).

NINE-GAME STREAK THE LONGEST OF THE YEAR

With its 78-66 overtime win against Boise State (2/25), the Aztecs ran their current win streak to nine games.

- The streak is the 10th longest in school history & the third of at least eight games in head coach Brian Dutcher's four seasons.
- The streak is 4th longest conference win streak in SDSU history (Dutcher was the HC for the longest streak, 13 in 2019-20).
- Is among the longest current streaks in the country.

IT STARTS WITH DEFENSE

The Aztecs are known for defense. Entering the Boise State series...

- San Diego State ranks sixth in the nation in scoring defense (60.1 ppg) & leads the Mountain West.
- San Diego State is one of only six teams in the nation that are limiting its opponents to under 60.1 points per game.
- San Diego State's .388 field goal percentage defense is seventh in the nation & leads the Mountain West.
- San Diego State is +3.7 in turnover margin which ranks No. 22 in the nation & leads the Mountain West.
- San Diego State has 183 steals which ranks No. 23 in the nation & leads the Mountain West.
- San Diego State leads the Mountain West in steals per game (8.3), turnovers forced (15.50/g) & scoring margin (+15.00 ppg).

A SIX-GAME WIN STREAK AND OFFENSIVE EXPLOSION

In its six-game stretch beginning at Air Force (1/22) and running through San Jose State (2/10), the Aztecs enjoyed an offensive explosion the likes of which hasn't been seen on The Mesa before, let alone the NCAA.

- During the six-game streak San Diego State won each game by 22 points or more.
- San Diego State never trailed in the second half.
- San Diego State outscored its opponent 536-357 (+179 points).
- San Diego State ran the Mountain West's longest active win streak to a then six games.
- San Diego State ran its win streak against team from California to 13 games (equaling USC for the longest active streak against California schools).

MATT MITCHELL PLACES HIS NAME AMONG THE GREAT AZTECS

Senior forward **Matt Mitchell** has one of the most well rounded games in Aztec history and on Jan. 30, versus Wyoming, he cemented his place in the record book. With his first two rebounds, the Riverside, Calif. native, became just the third player in program history to reach the career marks of 1,000 points (1,381 currently), 500 rebounds (529 currently), 200 assists (211 currently) and 100 steals (119 currently). He joined Trey Kell (2015-18) and Winston Shepard (2013-16) on the list.

If you remove steals from the equation, which became an official stat in the 1985-86 season, look at the 574 letterwinner in program history and then dig deeper into the 35 players who have scored at least 1,000 point in their careers, the accomplishment is even more impressive.

- Only 14 players have scored 1,000 points and grabbed 500 rebounds (including Mitchell, Kell & Shepard).
- Only nine players have scored 1,000 points and dished out 200 assists (including Mitchell, Kell & Shepard).

Add the steals element back in:

- Only seven players have scored 1,000 points, dished out 200 assists and had 100 steals (including Mitchell, Kell & Shepard).
- Only six players have scored 1,000 points, grabbed 500 rebounds and had 100 steals (including Mitchell, Kell & Shepard).
- In the now 100 years of Aztec basketball and 574 letterwinners, only three players have scored 1,000 points, grabbed 500 rebounds, dished out 200 assists and had 100 steals...Matt Mitchell, Trey Kell & Winston Shepard.

AZTEC COACHING STAFF

HEAD COACH

BRIAN DUTCHER

- ◆ 4th season as head coach (91-30 record)
- ◆ 22nd year at SDSU
- ◆ 1989 NCAA champion
- ◆ 3 NCAA title game appearances
- ◆ 17 NCAA tournament appearances
- ◆ 12-time Mountain West champion
- ◆ 2020 *USA Today* National Coach of the Year
- ◆ 2020 MW Coach of the Year (coaches & media)
- ◆ 2020 NABC District 17 Coach of the Year
- ◆ 2020 USBWA District IX Coach of the Year

ASSISTANT COACH

DAVE VELASQUEZ

- ◆ 19th season at San Diego State, 8th as AC
- ◆ Started as a student manager in 2002-03, then head manager, walk-on, scholarship athlete, director of player development and now AC

ASSISTANT COACH

CHRIS ACKER

- ◆ 2nd season with San Diego State
- ◆ 6th year as a Division I AC
- ◆ Was 92-9 in six years as HC at Citrus College in Los Angeles
- ◆ Won a state title w/ Citrus College in 2008
- ◆ Played professionally in both internationally and domestically

ASSISTANT COACH

JAY MORRIS

- ◆ 3rd season at San Diego State
- ◆ 9th season as a Division I AC
- ◆ Has averaged 19.6 wins per year as an AC

ELITE LEADER

In his first three-plus seasons, head coach Brian Dutcher has led the Aztecs to 91 wins, the most by any SDSU coach in the now 100th season of basketball on The Mesa.

Since the start of the 2017-18 season only two first-time head coaches who were hired that year, have amassed at least 89 victories (through games of Feb. 25):

1. **Brian Dutcher, San Diego State (91)**
2. Bob Richey, Furman (89)

2020-21 MW STANDINGS (through games of 2/25/21)

	Conference			Overall		
	W	L	Pct.	W	L	Pct
San Diego St. (22/25)	12	3	.800	18	4	.818
Colorado State	11	3	.786	14	4	.778
Boise State (rv/rv)	14	4	.778	18	5	.783
Utah State	11	4	.733	14	7	.667
Nevada	9	5	.643	14	7	.667
Fresno State	8	9	.471	10	9	.525
UNLV	7	8	.467	10	12	.455
Wyoming	6	8	.429	12	9	.571
San Jose State	3	13	.188	5	15	.250
Air Force	3	15	.167	5	17	.227
New Mexico	2	14	.125	6	14	.300

2020-21 MW PREDICTED ORDER OF FINISH

Place	Team	Points (1st place votes)
1.	San Diego State	211 (14)
2.	Boise State	188 (4)
3.	Utah State	177 (2)
4.	UNLV	160
5.	Colorado State	141
6.	Nevada	114
7.	New Mexico	106
8.	Fresno State	93
9.	Wyoming	59
10.	Air Force	39
11.	San Jose State	32

2020-21 MW PRESEASON AWARDS

Preseason All-Conference Team

Matt Mitchell, Sr., F, San Diego State

Derrick Alston Jr., Sr., G, Boise State
 Isaiah Stevens, So., G, Colorado State
 Bryce Hamilton, Jr., G, UNLV
 Neemias Queta, Jr., C, Utah State

Preseason Player of the Year

Derrick Alston Jr., Sr., G, Boise State

Preseason Newcomer of the Year

David Jenkins, Jr., G, UNLV

Preseason Freshman of the Year

Nick Blake, G, UNLV

SERIES HISTORY VS. MOUNTAIN WEST

VS. CURRENT MEMBERSHIP

School	All-Time		MWC*		Streak
	W-L	W-L	W-L	W-L	
Air Force	61-24	31-14	31-14	Won 5	
Boise State	16-7	15-7	15-7	Won 5	
Colorado State	46-42	34-15	34-15	Won 1	
Fresno State	66-56	12-8	12-8	Won 4	
Nevada	21-6	16-3	16-3	Won 5	
New Mexico	42-48	25-22	25-22	Won 2	
San Jose State	43-35	13-1	13-1	Won 7	
UNLV	37-37	33-20	33-20	Lost 1	
Utah State	13-8	13-5	13-5	Lost 3	
Wyoming	46-41	28-17	28-17	Won 5	
TOTALS	391-304	220-112	220-112	Won 9	

* - includes Mountain West Conference tournament games

MORE MITCHELL

Senior forward **Matt Mitchell** has not only placed his name among the legendary Aztecs by becoming the third player in program history to score 1,000 points, grab 500 rebounds, dish out 200 assist and have 100 steals, but he name is all over the San Diego State career, single season and freshman record books.

- On the career lists, he ranks in the top-20 of 18 categories, in the top-15 of 14 categories & in the top-10 of eight categories.
- On the single season lists, he ranks in the top-20 of three categories, in the top-10 of two categories & in the top-5 of one category.
- On the freshman list, he ranks in the top-10 of ten categories & in the top-5 of three categories

30 TO THE THIRD POWER

In its games at Air Force (Jan. 22 & 24) and against Wyoming (Jan. 28), San Diego State ripped off three consecutive conference victories, each by at least 30 points. It was just the 10th time that a Division I school has done that in the last 25 seasons.

Below is a look at those occurrences at how those teams have ended the season.

Rk.	Program	Season	No.	Final Record	Postseason
1.	Belmont	2010-11	4	30-5	NCAA, Second Round
2.	San Diego State	2020-21	3		
	Utah State	2020-21	3		
	Gonzaga	2017-18	3	32-5	NCAA, Regional Semifinal
	Texas Southern	2012-13	3	17-14	
	Belmont	2012-13	3	26-7	NCAA, Second Round
	Texas Southern	2011-12	3	15-18	
	Louisville	2004-05	3	33-5	NCAA, Final Four
	Louisville	2003-04	3	20-10	NCAA, First Round
	Duke	2001-02	3	31-4	NCAA, Regional Semifinal

A WHALE OF A HALF VS. WYOMING

With its 63 points in the first half against Wyoming (1/28), the Aztecs tied the record for most first half points in a Mountain West game in league history, matching Wyoming in a game against UNLV on Jan. 31, 2000.

In addition:

- The 63 first half points are the most for the Aztecs since also scoring 63 against Saint Katherine on Dec. 27, 2013.
- The 63 first half points are the most by any Division I team in a conference game this season.
- The 33-point first-half lead (63-30) was SDSU's sixth-largest lead at the half since the 1996-97 season. Two of San Diego State's six largest leads at the half have come in the last week (also last Friday (Jan. 22) at Air Force where SDSU led by 36 at 52-16).
- The 33-point first-half lead is tied for the fourth-largest lead at the half in a Mountain West game in league history. SDSU has two of the largest first half leads, each of which have come in the last week (also last Friday (Jan. 22) at Air Force where SDSU led by 36 at 52-16).

OFFENSIVE EXPLOSION AT AIR FORCE

In its two games at Air Force three weeks ago, the Aztecs totals 189 total points (98 points on Jan. 22 & 91 points on Jan. 24).

- The 98 points on Jan. 22 equals the most by an Aztec team in a Mountain West game (also at TCU on March 3, 2012).
- The 98 points on Jan. 22 are the most in a game for SDSU since it totaled 99 against Cal State Dominguez Hills on Dec. 12, 2018.
- The 189 point total are the most by SDSU in successive games since it totals 189 points against Cal State Dominguez Hills on Dec. 12, 2018 (99 pts) and 90 points versus Brigham Young on Dec. 22, 2018. The team also recorded 189 points in back-to-back games with 118 points on Dec. 27, 2013 versus St. Katherine and 71 points at Colorado State on Jan. 1, 2014.
- The 189 points are the most by an Aztec team in back-to-back Mountain West games (since 1999-00).
- The 189 points are the most against a single Mountain West opponent in a two-game regular season series.

OFFENSE BLISTERED WYOMING IN TWO-GAME SERIES

In its two games against Wyoming two weeks ago, the San Diego State offense stayed red hot.

- In its two games the Aztecs totaled 185 points (98 points on Jan. 28 & 87 points on Jan. 30).
- The 98 points on Jan. 28 matched a team record for points in a Mountain West game (equaled from a game six days prior and at TCU on March 3, 2012).
- In the series sweep, San Diego State outscored the Cowboys, 185-128 and the Aztecs also shot 57.9 percent from the field (70-for-121), including 50 percent from 3-point range (22-for-44).
- The Aztecs outscored Wyoming, 80-32, in the paint tonight.
- SDSU outscored the Cowboys, 29-14, off turnovers over the two games.
- San Diego State's bench outscored Wyoming's 78-44 in the series sweep.
- The Aztecs played 14 players in each game of the series and had 10 in each game score at least two points.

BUTLER HAS A NIGHT IN LOGAN

True freshman guard Lamont Butler had a breakout game at Utah State on Jan. 16

- Butler set season-highs with 13 points, the first double digit scoring effort of his college career, 5 assists and 25 minutes.
- Butler's 13 points are the most by an Aztec true freshman, since Matt Mitchell's 17 points at Air Force on Feb. 21, 2018.
- Nationally, Butler is one of three freshmen this year to record at least 13 points and have five steals in a game.
- Butler is one of three Aztec true freshmen since the start of the 1996-97 season to record at least 13 points and 5 steals in a game (other are Kyle Spain & Richie Williams in 2005-06).
- Butler is the on player to compile at least 13 point and 5 rebounds off the bench for SDSU, regardless of class in the last 25 years.

AMONG THE MOUNTAIN WEST'S BEST

San Diego State is pacing at an elite level in the Mountain West in games played through Feb. 22, 2021.

- The Aztecs lead the conference in scoring defense (60.09 ppg), scoring margin (+15.05), turnovers forced (15.50/g), total steals (183), turnover margin (+3.73/g), steals per game (8.32), three-point field goal percentage (.384), field goal percentage defense (.388), and winning percentage (.181).

- SDSU ranks second in rebounding defense (31.23), rebound margin (+5.41), three-point field goals made (197), and assist-to-turnover ratio (1.22:1):
- The Aztecs are third in the Mountain West in field goal percentage (.460), assists (14.4/g), total assists (317), three-point field goals per game (9.0); and turnovers per game (11.8).

TOP-25 FACTS

- From the start of the 2010-11 season to the week of Dec. 20, 2020, San Diego State's 85 appearances in the AP poll are the most of any school in California and which also ranks as the 19th most nationally. The California program with the second most appearances in that time frame is UCLA with 47 and Saint Mary's 39 are the third most. Other than those three, no other men's basketball team in California has appeared in the AP poll more than 15 times.
- The Aztecs have received votes in each poll from the outset of the 2020-21 season and first appeared in the AP poll, at No. 24, on Dec. 7, moved up to No. 18, made its debut in the Coaches poll, as well, at No. 20 and this week is No. 22/25.
- Dec. 10's game was the second time San Diego State has played a ranked Arizona State team. The previous match-up came on Nov. 18, 2008 in Tempe. The No. 15 Sun Devils defeated SDSU 59-52.
- Head coach Brian Dutcher has a 7-4 record against top-25 competition, with the two most recent victories coming in the team's 2020-21 season opener, a 73-58 victory over No. 22 UCLA and its 80-68 win at No. 23 Arizona State.
- San Diego State spent 15 consecutive weeks in the AP Top-25 Poll last season, the program's third longest single season consecutive week streak trailing the 2010-11 squad which spent 19 straight weeks and the 2013-14 team which was spent 16 consecutive weeks ranked in the top-25.
- San Diego State's longest consecutive streak of weeks being ranked in the AP Top-25 is 22 straight polls (Dec. 2, 2013 to Dec. 15, 2014).
- Reaching No. 4 in the 2019-20 season, the Aztecs spent five weeks there establishing program records for consecutive weeks at that ranking and for the most weeks, in a season, at that rank.
- The Aztecs debuted at No. 25 on Dec. 9, 2019 and then went to 20 to 15 to 13 to 7 to 7 to 4 to 4 to 4 to 4 to 5 to 5 to 6 and finished at No. 6.
- San Diego State entered the top-25 in both the AP and Coaches polls on Dec. 9, 2019 at No. 25 and No. 24, respectively. It was the first time since Feb. 23, 2015, the team had been ranked in the AP poll.
- In total, the Aztecs have appeared in the AP Poll for 85 weeks, and all have come since the start of the 2010-11 campaign, which is tied for the 19th most appearances in the poll during the last 10 seasons.
- Prior to the 2019-20 season, the last time the Aztecs had been ranked in the Coaches Poll was March 9, 2015.
- Prior to last season, the Aztecs had been ranked in the top-5 of the AP poll four times. In 2019-20 they were ranked in the top-5 10 straight weeks.

DUTCHER KEEPS THE BALL ROLLING ON

Brian Dutcher has been on The Mesa for 22 seasons, 18 of them as the top man on San Diego State Hall of Fame Head Coach Steve Fisher's bench. In that time he experienced 477 victories, 10 Mountain West titles and helped the Aztecs to 13 postseason tournaments, including eight NCAA appearances and a pair of Sweet 16 berths (2011, 2014).

- Since his ascension to the top job prior to the 2017-18 season, he has captured two more Mountain West crowns and guided his team to the championship game in the league tournament three times.
- In his inaugural campaign, in 2017-18, he was the only first-year Division I head coach to guide his team to the NCAA Tournament.
- He is the only head coach in program history to win at least 20 games in each of his first three seasons.
- His 73 wins in his first three seasons are a program record for victories in a coach's first three campaigns.
- **His 91 wins to date are the most of any first time head coach who started at his current institution at the start of the 2017-18 season.**

His 2019-20 team was arguably one of the best in program history:

- They opened with a 26-game winning streak, a program record and the longest streak in Division I last year, and were the last unbeaten team in the nation for all or part of 39 days.
- Spent 15 weeks ranked reaching No. 4 in both national polls, and remained there for a program-record five weeks, before finishing at No. 6.
- Went 17-1 in Mountain West action, a MW record for league wins, and opened with 15 straight MW victories, also a MW conference record.
- Finished with a 30-2 mark; the third most wins in program history and its two losses are the fewest for an SDSU team in its DI era (since 1970-71).
- The Aztecs were the only team to end the regular season with just one loss (28-1) and were one of three teams (Gonzaga & Dayton) to end the year with two losses.
- San Diego State's two losses came by a combined six points and 23 of its 30 wins came by 10 points or more.
- Following the 2019-20 season, Dutcher was named the *USA Today* National Coach of the Year, the NABC District 17 & USBWA District IX Coach of the Year, the Mountain West Coach of the Year (by votes of both the media and coaches) and was one of four finalist for the 2020 Werner Ladder Naismith Men's College Coach of the Year Award.

PLAYER TIDBITS

Senior Forward **Matt Mitchell**

Overall: 15.6 points, 5.5 rebounds, 2.0 assists, 45.9 FG%

Mountain West Player of the Week (Nov. 30)

Preseason All-Mountain West

Julius Erving Small Forward of the Year Preseason Watch List

Julius Erving Small Forward of the Year Midseason Final 10

- His 1,381 career points rank No. 10 on the program's career scoring list & needs 8 points to equal Bob Brady (1952-54) for No. 9 at 1,389 pts., 11 pts. to match Jeremy Hemsley (2016-19) for No. 8 at 1,392 pts., 20 pts. to reach Winston Shepard (2013-16) for No. 7 at 1,401 pts. & 22 pts. to equal Trey Kell (2015-18) at No. 6 with 1,403 pts.
- At Fresno State (2/18), became the 13th Aztecs in program history to start at least 100 games.
- In the Nevada series, he averaged 20 pts & 9 rebs, and went 20-of-21 from the line.
- With 20 points and 10 rebounds vs. Nevada (1/7), notched the second double-double of his college career.
- Competed in 100th collegiate game of his career in the 2020-21 season opener vs. No. 22/21 UCLA (11/25) where he led the team w/15 pts (SDSU is 24-2 when he scores at least 15 pts in a game).
- His 35 points vs. Brigham Young (12/18) are a career-high, the most in the Mountain West against Division I opposition this season, and the most since Malachi Flynn scored 36 at Nevada (2/22/20).

SDSU CAREER RECORD BOOK

POINTS

Rk	Name	Years	GP	3FG
1.	Brandon Heath	04-05-06-07	125	2,189

9.	Bob Brady	52-53-54	74	1,389
10.	Matt Mitchell	18-19-20-21	118	1,381

THREE-POINT FIELD GOALS (in existence since 1986-87 season)

Rk	Name	Years	GP	3FG
1.	Brandon Heath	04-05-06-07	125	281

4.	D.J. Gay	08-09-10-11	140	219
5.	Jordan Schakel	18-19-20-21	115	206
6.	John Sharper	03-04-05-06	119	166
7.	Matt Mitchell	18-19-20-21	118	159

THREE-POINT FG ATTEMPTS (in existence since 1986-87 season)

Rk	Name	Years	GP	3FGA
1.	Brandon Heath	04-05-06-07	125	798

4.	Chase Tapley	10-11-12-13	134	565
5.	Jordan Schakel	18-19-20-21	115	487
6.	Trey Kell	15-16-17-18	134	485
7.	Matt Mitchell	18-19-20-21	118	444

THREE-POINT FIELD GOAL PERCENTAGE (min. 40 career three-point FG)

Rk	Name	Years	3FG/3FGA	3FG%
1.	Tony Ross	87-88-89	270/589	45.84
2.	Jordan Schakel	18-19-20-21	206/487	42.29
3.	Al Faux	01-02	106/256	41.41

17.	Aqeel Quinn	14-15	82/228	35.96
18.	Matt Mitchell	18-19-20-21	159/444	35.81

FREE THROWS

Rk	Name	Years	GP	3FGA
1.	Michael Cage	81-82-83-84	112	488

12.	two players			331
14.	Matt Mitchell	18-19-20-21	118	330

FREE THROW PERCENTAGE (min. 40 career free throws)

Rk	Name	Years	FT/FTA	FT%
1.	Jordan Schakel	18-19-20-21	135/157	85.98
2.	Malachi Flynn	20	120/140	85.71
3.	Kim Goetz	78-79	135/158	85.44

8.	Mohamed Akubar	06-07	186/226	82.30
9.	Matt Mitchell	18-19-20-21	330/407	81.08

BLOCKS (since 1978-79 season)

Rk.	Player	Years	GP	Blks
1.	Skylar Spencer	13-14-15-16	144	303

9.	Marelo Correa	97-98-99-00-01	112	100
10.	Nathan Mensah	19-20-21	66	93

GAMES STARTED (since 1980-81 season)

Rk	Name	Years	GP	GS
1.	Billy White	08-09-10-11	134	124

10.	Chad Nelson	94-95-96-97	112	103
11.	Matt Mitchell	18-19-20-21	118	102

VICTORIES (since 1975-76 season)

Rk	Name	Years	GP	Wins
1.	Skylar Spencer	13-14-15-16	144	109

7.	Trey Kell	15-16-17-18	134	92
8.	Matt Mitchell	18-19-20-21	118	89

10.	Malik Pope	15-16-17-18	125	86
11.	Jordan Schakel	18-19-20-21	115	85

SDSU AS A NATIONALLY RANKED TEAM

Date*	AP	Pts.	CO	Rcrrd.	Wks.
2010-11 season - 19 weeks Highest Rank: 4 Final Rank: 6					
Oct. 28, 2010	25	158	--	0-0	PS 1
Nov. 15, 2010	25	162	--	1-0	2
Nov. 22, 2010	18	567	22	4-0	3
Nov. 29, 2010	17	594	19	6-0	4
Dec. 6, 2010	14	759	15	8-0	5
Dec. 13, 2010	11	914	10	10-0	6
Dec. 20, 2010	7	1,134	7	12-0	7
Dec. 27, 2010	7	1,157	7	14-0	8
Jan. 3, 2011	6	1,198	6	15-0	9
Jan. 10, 2011	6	1,249	6	17-0	10
Jan. 17, 2011	6	1,294	6	19-0	11
Jan. 24, 2011	4	1,386	4	20-0	12
Jan. 31, 2011	7	1,218	7	21-1	13
Feb. 7, 2011	6	1,259	6	23-1	14
Feb. 14, 2011	6	1,256	6	25-1	15
Feb. 21, 2011	6	1,327	4	27-1	16
Feb. 28, 2011	9	1,151	9	27-2	17
Mar. 7, 2011	7	1,197	6	29-2	18
Mar. 14, 2011	6	1,322	5	32-2	F 19

2011-12 season - 12 weeks | Highest Rank: 13 | Final Rank: 22

Dec. 26, 2011	25	119	--	11-2	1
Jan. 2, 2012	24	196	25	12-2	2
Jan. 9, 2012	22	313	22	13-2	3
Jan. 16, 2012	16	621	16	15-2	4
Jan. 23, 2012	13	832	12	17-2	5
Jan. 30, 2012	17	566	17	18-3	6
Feb. 6, 2012	13	728	14	20-3	7
Feb. 13, 2012	13	688	15	20-4	8
Feb. 20, 2012	24	176	25	20-6	9
Feb. 27, 2012	21	304	23	22-6	10
Mar. 5, 2012	18	441	21	24-6	11
Mar. 12, 2012	22	223	23	26-7	F 12

2012-13 season - 12 weeks | Highest Rank: 15

Oct. 26, 2012	20	463	20	0-0	PS 13
Nov. 12, 2012	25	128	23	0-1	14
Nov. 19, 2012	25	98	25	2-1	15
Nov. 26, 2012	23	182	21	4-1	16
Dec. 3, 2012	17	410	15	5-1	17
Dec. 10, 2012	18	491	15	7-1	18
Dec. 17, 2012	18	493	15	8-1	19
Dec. 24, 2012	17	557	16	11-1	20
Dec. 31, 2012	19	437	17	11-2	21
Jan. 7, 2013	16	591	15	12-2	22
Jan. 14, 2013	15	704	14	14-2	23
Jan. 28, 2013	22	302	20	16-4	1

2013-14 season - 16 weeks | Highest Rank: 5 | Final Rank: 13

Dec. 2, 2013	24	150	--	5-1	1
Dec. 9, 2013	25	159	24	7-1	2
Dec. 16, 2013	24	176	23	7-1	3
Dec. 23, 2013	20	378	20	9-1	4
Dec. 30, 2013	21	371	19	10-1	5
Jan. 6, 2014	13	823	15	12-1	6
Jan. 13, 2014	10	1,020	11	14-1	7
Jan. 20, 2014	7	1,211	7	16-1	8
Jan. 27, 2014	5	1,337	5	18-1	9
Feb. 3, 2014	5	1,370	5	19-1	10
Feb. 10, 2014	5	1,373	5	21-1	11
Feb. 17, 2014	6	1,232	7	22-2	12
Feb. 24, 2014	13	886	13	23-3	13
Mar. 3, 2014	10	995	10	25-3	14
Mar. 10, 2014	8	1,143	7	27-3	15
Mar. 17, 2014	13	890	11	29-4	F 16

* - indicates date of poll. PS - preseason ranking. F - final ranking.
Continued in the column on the next page.

- His 35 points against Brigham Young are the T-20th-most single game total this season against a Division I opponent.
- Has scored in double digits in 18 of the 19 games in which he has appeared this season.
- **12 free throws and 15 free throw attempts at Arizona State leads the team and the MW for a single game this season.**
- In the MW is No. 9 in scoring (15.58/g), No. 4 in free throw percentage (.836) and No. 14 in rebounds (5.47/g).
- Nationally, among top-100 rankings is No. 38 - Free Throws (92), No. 69 - free throw attempts (110) & No. 85 in free throw percentage.
- **Has scored in double figures in 33 of his last 38 games and in those 33 games is averaging 14.5 points.**
- In his career (118 games) he has reached double figure scoring 75 times & in those games SDSU has a 58-17 record.
- His 118-career games rank No. 79 among active players in Division I.
- Ranks in the top-20 of the San Diego State career record book in 18 statistical categories, is in the top-15 in 14 and in the top-10 in 8.
- **Versus Wyoming (1/30) became the third player in program history (100 years) to compile 1,000 points, 500 rebounds, 200 assists and 100 steals. (Trey Kell & Winston Shepard).**
- In the last 10 games in which he has appeared he has gone 48-of-53 from the line (.906) while averaging 16.2 pts and 6.5 rebounds in that time frame.

Senior Guard **Jordan Schakel**

Overall: 14.2 points, 4.0 rebounds, 1.1 assists, 46.8 FG%

Mountain West Player of the Week (Dec. 14)

Mountain West Player of the Week (Feb. 15)

- Is one of two players in the Mountain West to earn the Player of the Week honor multiple times this season (also Derrick Alston Jr.).
- **Is 55 points from becoming the 35th player in program history to score 1,000 points in his Aztec career.**
- Totaled career-bests w/28 points, including 8 three pointers vs. Colorado State (1/4) and has 15 or more points in 10 games this season and has reached double figure scoring in 16 of 21 games this year.
- Recorded a then career-high 25 points in the team's victory at No. 23 Arizona State and eclipsed it with 28 points vs. Colorado State (1/4).
- For his career, when he scores in double figures the Aztecs are 41-5 and are 17-1 in games in which he scores at least 15 points.
- **His .423 (206-of-487) career three-point shooting percentage ranks No. 19 among active players in Division I, and his .457 three-point shooting percentage this year rank No. 3 in Division I.**
- Ranks No. 1 in the program in career FT percentage (.8598), No. 2 in 3FG percentage (.4229) & No. 5 in three-point FGs (206).
- **Is the fifth player in program history to make at least 200 three-pointers in his Aztec career (206) & is 13 from equalling D.J. Gay for No. 4 (219).**
- Has 58 career games with multiple threes and SDSU is 48-10 in those contests.
- **This season 63.3 percent of his buckets are from the bonus distance (64-of-101) and for his career 68.2 percent of his scoring output had been from beyond the arc (205-of-302).**
- Has played 2,585 career minutes and committed just 60 turnovers (0.92 turnovers per 40 minutes played) and has a 1.51:1 career assist-to-turnover ratio.
- **Has reached double figure scoring in 36 of the last 54 games after reaching that plateau just 10 times in the previous 61 games.**
- At Fresno State (2/18) made 4 two-point buckets and 1 three pointer. It marked just the third time this year (also vs. Pepperdine on 12/6 & Utah State on 1/16) and ninth time, in 113 career games, that he made three-plus more two pointers than three pointers in a game.
- **Nationally, among the top-100 rankings is No. 3 in three-point FG percentage (.457), No. 26 in three-point FG per game (2.91/g), No. 22 in three-point FG (64), & No. 67 in three-point FG attempts (140).**
- In the Mountain West, ranks No. 1 in three-point FG percentage (.457), No. 1 in three-point FGs (2.91/g), and No. 15 in scoring (14.23/g).
- **His 8 three pointers against Colorado State (1/4) are the most in a game among all Mountain West performers this year.**

Junior Forward **Nathan Mensah**

Overall: 8.6 points, 6.4 rebounds, 1.5 blocks, 58.3 FG%

- Reached double figure scoring in four straight games (from Jan. 4 through Jan. 14), the longest such streak in his career, averaging 13.8 pts (63.6 percent), 7.5 rebs. & 2.0 blocks
- **Averages 12.1 rebounds per 40 minutes played for his career (417 rebs in 1,378 minutes).**
- Set career-highs with 18 points and 6 blocks vs. Saint Mary's (12/22).
- Established a then career-high with 17 points and a career-best 15 rebounds at No. 23 Arizona State (12/10).
- Defensive stopper on the back line who can erase mistakes by perimeter defenders.
- **Ranks No. 10 on the program's career blocked shots list (93).**
- Has recorded six, three, three and three blocks in 4 of the last 7 games (at No. 23 Arizona State, vs. Brigham Young, vs. Saint Mary's & Colorado State-1/4) and is one of two players in the MW, this year, to have four games of at least three blocks.
- **Is one of six players this season to record at least three blocks, 17 points and 15 rebounds in a game this year (at No. 23 Arizona State).**
- **He became the first Aztec player in at least 25 seasons to produce a game with at least 18 points, 13 rebounds and six blocked shots (vs. Saint Mary's). He is one of just two players to do it in Division I basketball this season (also: Charles Bassey, Western Kentucky).**
- Led the nation in 2019-20 with a .617 field goal percentage among player who appeared in no more than 13 games and were on the court for at least 20 minutes per game.
- In 34 games in his freshman season (2018-19) he had four double digit rebounding games. In his last season in 14 games he had three, including a then career-high 12 boards vs. San Jose State (12-8-19) and twice this season (at Arizona State & vs. Saint Mary's).
- In 22 games this year, he is shooting a team-best .583 (74-of-127) from the floor and has attempted the first three three-pointers of his career.
- Played the first 13 games in 2019-20 before an injury ended his season, but in that time he upped his rebounds and points per game from his freshman to sophomore season from 5.5-to-6.8 and 5.6-to-6.9, respectively. In Mountain West games the improvement was even more stark; rebounds went from 5.8-to-9.5 and points from 6.1-to-9.0.
- **Had a streak of 11 straight games with at least one block, from Dec. 2, 2020 to Jan. 16, 2021, which equaled his career-best streak from Nov. 13-Dec. 28, 2019.**

Senior Guard **Terrell Gomez**

Overall: 8.5 points, 1.4 rebounds, 2.5 assists, 44.1 FG%

- Scored a season-high 19 pts vs. Colorado State (1/2).
- **Grabbed a season-best 5 rebounds vs. Nevada (1/9) & San Jose State (2/10).**
- A grad transfer from CSUN with one year of eligibility: first-team All-Big West (2018-19 & 2019-20), was the 2017-18 Big West Freshman of the Year and is one of the elite scorers in the nation.
- Nationally, among active career leaders, ranks No. 6 in free throw percentage at .890, No. 3 in three pointers (339), No. 9 in three-point

- FG attempts (770) and No. 13 in scoring with 1,824 points.
- Since the start of the 1996-97 season, was only the second player in college basketball to have made at least 300 treys, shot at least .437 from the bonus distance, and done so in less than 100 games (John Jenkins, Vanderbilt).
- Is one of four player, since the start of the 1996-97 season, to have a FT percentage of at least .893 & to have hit 300 threes in his college career.
- Appeared in the 100th game of his college career vs. Pepperdine (12/6) and started the 100th game of his career vs. Wyoming (1/28). He has started all but 12 of his 118 games as a collegian.
- Among MW players is ranked No. 8 in three-point FG (2.09/g).
- With 339 treys he is one of only three active players to have made at least that number in his career (also 352 - Jhivvan Jackson , UTSA, 342 - Jordan Bohannon, Iowa).
- Has appeared in the scoring column in 115-of-118 career games (97.5 percent).

Senior Guard **Trey Pulliam**

Overall: 6.7 points, 3.2 assists, 3.1 rebounds, 39.3 FG%

- Scored the game winner on a runner off the glass as time expired vs. Nevada (1/9). It was the first SDSU buzzer beater in Viejas Arena.
- Has started every game this season (22) after coming off the bench in all 32 games last season.
- Has more turnovers than assists in just 7-of-54 career games.
- Has a career assist-to-turnover ratio of 2.1:1 this season.
- In his last 26 games has a 2.2:1 assist-to-turnover ratio.
- Assists per 40 minutes played is up to 4.9 this season from 4.3 last year.
- Ranks No. 2 in the MW in assist-to-turnover ratio (2.00:1) and No. 8 in the MW in assists (3.18/g).
- Ranks No. 2 on the team in minutes (571:25) and No. 3 minutes per game (26.0).
- In 18-of-22 games this year has notched multiple assist

Senior Forward **Joshua Tomaic'**

Overall: 5.0 points, 3.5 rebounds, 0.7 assists, 50.6 FG%

- A grad transfer from Maryland with one year of eligibility.
- In 22 games as an Aztec, is averaging 5.0 pts in 16.0 minutes per game and has 16 assists and 15 steals. In three years at Maryland, he averaged 5.7 minutes and 1.3 points per game, totaled eight assists and didn't have a steal.
- Last season at Maryland, Tomaic scored 18 points in 16 games, so far this year he has 111 points in 22 games.
- Among Aztecs who have at least 20 shot attempts, his .506 FG percentage ranks No. 2 on the team.
- Logged double-digit minutes in 8 straight games, from Jan. 22, 21-Boise State (2/25), matching the longest streak of his career.
- Per 40 minutes played this season, is averaging 12.6 points, 8.6 rebounds, 1.8 assists & 1.7 steals.
- Has 15 steals in 22 games this year after not recording a steal in 62 games at Maryland.
- Eclipsed his three-year career-point total at Maryland (83 pts in 62 games) in just 18 games at San Diego State (91 pts).
- His 24 straight appearances (dating back to March 3, 2020) matches the longest games played streak of his career (Dec. 7, 2017 to Nov. 6, 2018).
- Has 10 blocks in the last 16 games, after recording 4 in his previous 42 games.
- Has scored in each of the last 12 games, the longest such streak of his career.

Junior Guard **Adam Seiko**

Overall: 4.7 points, 2.3 rebounds, 1.5 assists, 38.8 FG%

- Earned the first six starts of his career, from Jan. 2 to Jan. 16, after coming off the bench in his first 68 appearances.
- Set a career-best with 14 points and 5 assists at Air Force (1/22).
- Scored a season-best 12 points vs. Colorado State also recorded career-highs w/ 4 assists, 4 field goals, 4 three-point FG & 6 three-point FG attempts.
- Has a 1.78:1 assist-to-turnover ratio in 2020-21, compared to 1.2:1 in his previous two seasons.
- Has committed one turnover or fewer in 22 of the last 27 games and 45 of the last 51.
- For the season 77.4 percent (24-of-31) of his FGs are from the bonus distance and for his career 76.3 percent are threes (58-of-76).
- Dating back to last season, has played double digit minutes in 25 consecutive appearances, the longest stretch of his career.
- A lock down on-ball defender and spot-up shooter who can score in bunches.

Junior Forward **Aguek Arop**

Overall: 4.6 points, 2.6 rebounds, 0.7 assists, 47.7 FG%

- Was the only player on the team to have more offensive than defensive rebounds in 2019-20. In 17 games this year the trend continues; he has 28 offensive and 16 defensive boards.
- Ranks third on the team in offensive rebounds (28) and is eighth on the squad in total boards (44). In the last 38 games has 52 offensive & 40 defensive rebounds.
- Grabbed a career-high 7 rebounds vs. UC Irvine (11/27) and led the team in the category for the first time in his career.
- In his first 31 appearances he averaged 7.2 rebounds per 40 minutes played, in the last 39 his average is up to 7.9.
- Started the first six games of the year after coming off the bench in the first 53 of his career.
- Pound-for-pound the strongest player on the team who can defend from the three to the five.
- 6-7 tall with a 7-1 wingspan.

Sophomore Forward **Keshad Johnson**

Overall: 4.3 points, 3.9 rebounds, 0.9 assists, 48.3 FG%

- His 15 points vs. Wyoming (1/30) are a career-high.
- Set a career-high with 13 rebounds vs. San Jose State (2/8).
- Versus UC Irvine & St. Katherine (12/6), he was 8-of-14 (.571) from the floor, 3-of-7 (.429) from beyond the arc; last year, in 18 games, he was 12-of-34 (.353) and 4-of-18 (.222) from those to areas, respectively.
- Averaged 11.5 pts, 4.5 rebs, 1.0 assists in games against UC Irvine & St. Katherine.
- 22 offensive rebounds ranks fourth on the team and his average per 40 minutes played is 3.5 in 2020-21.
- In two games (vs. UC Irvine & St. Katherine) averaged 11.5 pts, 4.5 rebs, 1.0 assists.
- Has 18 blocks in 17 appearances in 2020-21 compared to one in 18 games last season.

SDSU AS A NATIONALLY RANKED TEAM (continued)

2014-15 season - 7 weeks | Highest Rank: 13

Oct. 31, 2014	16	560	17	0-0	PS	17
Nov. 17, 2014	16	564	16	1-0		18
Nov. 24, 2014	15	736	15	3-0		19
Dec. 1, 2014	13	784	14	5-1		20
Dec. 8, 2014	18	390	16	6-2		21
Dec. 15, 2014	19	424	17	7-2		22
Feb. 23, 2015	24	117	22	22-6		1

2019-20 season - 15 weeks | Highest Rank: 4 | Final Rank: 6

Dec. 9, 2019	25	197	24	10-0		1
Dec. 16, 2019	20	431	20	10-0		2
Dec. 23, 2019	15	763	14	12-0		3
Dec. 30, 2019	13	780	12	13-0		4
Jan. 6, 2020	7	1,130	7	15-0		5
Jan. 13, 2020	7	1,266	6	17-0		6
Jan. 20, 2020	4	1,422	4	19-0		7
Jan. 27, 2020	4	1,408	4	21-0		8
Feb. 3, 2020	4	1,447	4	23-0		9
Feb. 10, 2020	4	1,422	4	24-0		10
Feb. 17, 2020	4	1,404	4	26-0		11
Feb. 24, 2020	5	1,287	5	26-1		12
March 2, 2020	5	1,375	5	28-1		13
March 9, 2020	6	1,261	6	30-2		14
March 18, 2020	6	1,279	6	30-2	F	15

2020-21 season - 4 weeks | Highest Rank: 18

Dec. 7, 2020	24	123	--	4-0		1
Dec. 14, 2020	18	455	20	5-0		2
Dec. 28, 2020	--	--	23	6-1		1
Feb. 15, 2021	25	75	--	15-4		1
Feb. 22, 2021	22	222	25	17-4		2

2020-21 PLAYER HONORS

Matt Mitchell

Preseason All-Mountain West

Mountain West Player of the Week (Nov. 30)

Julius Erving Award Preseason Watch List

Julius Erving Award Midseason Final 10

First-Team All-Mountain West

- Blue Ribbon College Yearbook

- Lindy's Sports

Ranked the No. 124 in the Top-150

- Lindy's Sports

Terrell Gomez

Mountain West Newcomer of the Year

- Blue Ribbon College Yearbook

Second Team All-Mountain West

Most Impactful MW Newcomer

Best Shooting Newcomer

No. 1 Signing Coup in the MW

Most Likely Newcomer to Become an All-MW Performer

Ranked the No. 131 in the Top-150

All-Under-6-Foot Team

- Lindy's Sports

Jordan Schakel

Mountain West Player of the Week (Dec. 14)

Mountain West Player of the Week (Feb. 15)

Third Team All-Mountain West

Best Shooter in the MW

- Lindy's Sports

Purple - denotes Mountain West honors

Black - denoted preseason honors

Red - denotes in-season honors

AZTECS IN THE TOP-100 NATIONALLY IN 2020-21

TEAM RANKINGS

Scoring Defense (No. 6).....	60.1/g
Field Goal Percentage Defense (No. 7)388
Scoring Margin (No. 12)	+15.0
Three-Point Field Goal Percentage (No. 16)384
W/L Percentage (No. 17).....	.818
Turnover Margin (No. 22)	+3.7
Steals (No. 23)	183
Steals per Game (No. 33)	8.3
Three-Point Field Goals (No. 36)	197
Rebound Margin (No. 39).....	+5.4
Three-Point Field Goals per Game (No. 45).....	9.0
Turnovers Forced (No. 49)	15.50/g
Assist-to-Turnover Ratio (No. 65).....	1.22:1
Turnovers per Game (No. 67).....	11.8
Assists (No. 69)	317
Field Goal Percentage (No. 71)460
Three-Point Field Goal Attempts (No. 72).....	513
Free Throw Attempts (No. 82)	423
Free Throws Made (No. 85).....	302
Scoring Offense (No. 88)	75.1
Assists per Game (No. 96).....	14.4

PLAYER RANKINGS

Nathan Mensah (Forward)

Blocked Shots (No. 67).....	32
Blocked Shots per Game (No. 93).....	1.45

Matt Mitchell (Forward)

Free Throws (No. 38).....	92
Free Throw Attempts (No. 69).....	110
Free Throw Percentage (No. 85).....	.836

Jordan Schakel (Guard)

Three-Point Field Goal Percentage (No. 3)457
Three-Point Field Goals (No. 22)	64
Three Point Field Goals per Game (No. 26).....	2.91
Three-Point Field Goal Attempts (No. 67).....	140

NOTE: Through the games of Feb. 25

30-WIN SEASONS IN CALIFORNIA (since 2010-11)

California schools that have compiled 30 win seasons since the start of the 2010-11 campaign.

San Diego State (3)
34-3 (2010-11)
31-5 (2013-14)
30-2 (2019-20)

Saint Mary's (1)
30-6 (2017-18)

UCLA (1)
31-5 (2016-17)

AP APPEARANCES (since 2010-11)

California schools ranked by total number of appearances.

Rk.	Team	No.
1.	San Diego State	85
2.	UCLA	47
3.	Saint Mary's	39
4.	USC	15
5.	California	11

- Returned to the lineup at Utah State (1/14) after missing three games.
- In his last six games is averaging 4.8 rebounds (his career average is 2.8/g).
- Per 40 minutes played this season, is averaging 12.4 points, 11.3 rebounds, 2.5 assists & 1.7 blocks.
- In 18 games this season his output, compared to 18 games last season, are up in the following categories; points (78-to-34), assists (16-to-4), blocks (11-to-1) and rebounds (71-to-30).
- Has a block in each of the last three of the last four games and 5 in the last 8 games.

Freshman Guard Lamont Butler

Overall: 4.4 points, 1.8 rebounds, 1.5 assists, 44.0 FG%

- The only freshman on the squad to appear in every game this season.
- Has 4 double digit scoring efforts in the last 9 games, including back-to-back vs. Wyoming. In those 9 games is averaging 7.8 pts, 3.4 rebs, 2.9 assists & 1.7 steals.
- Earned the first two starts of his college career at Air Force on Jan. 22 and Jan. 24.
- Is the first Aztec true freshman to start back-to-back games since Nathan Mensah on Match 15 & 16 in 2018-19 (45 games) and is just the third freshman in the last four seasons to start a game for SDSU (Matt Mitchell & Nathan Mensah).
- At Utah State (1/16) enjoyed his best college game with career-bests of 13 points (6-of-8 FG, 1-of-2 FT), five steals and 25 minutes.
- Butler's 13 pts at Utah State (1/16) are the most by a San Diego State true freshman since Matt Mitchell score 17 points at Air Force on Feb. 21, 2018. He matched that point total vs. Wyoming (1/28) and set a career-best with 6 assists.
- Is averaging 13.8 points, 5.5 rebounds, 4.7 assists and 2.8 steals per 40 minutes played.
- Combine his 13 pts & 5 steals at Utah State (1/16) and he is just the fourth San Diego State true freshman to have at least that many point and steals in a game since the start of the 1996-97 season.
- Is the first SDSU true freshman to have at least four double digit scoring games since Nathan Mensah (5) in 2018-19.

AZTEC PRESEASON ACCOLADES

- San Diego State has been picked to increase its conference-record number of Mountain West titles to 13 this year by nearly every media outlet. The Aztecs were picked to win the league by the media who regularly cover the Mountain West, *Lindy's Sports*, *Blue Ribbon Yearbook*, ESPN, Joe Lunardi, Myron Medcalf, John Gasaway and Jeff Borzello and Jon Rothstein.
- Senior forward Matt Mitchell has been the player most honored when the preseason predictors talk about San Diego State, he has been named first-team preseason All-Mountain West by the media who regularly cover the league, *Lindy's*, *Blue Ribbon* and John Rothstein. CBS Sports included him in the top-101 players (No. 61) and *Lindy's* ranked him at No. 124 in it's top-150. In addition, Mitchell has been included on the preseason watch list for the Julius Erving Small Forward of the Year Award.
- Senior guard Terrell Gomez was selected the Newcomer of the Year by *Blue Ribbon* and *Lindy's* predicted he would be a second-team All-MW selection, No. 131 among its top-150 as well as, among newcomers in the league, the most impactful newcomer, the best shooter, No. 1 signing coup and having the best shot at earning all-conference honors.
- Jordan Schakel, a senior guard, was selected third-team All-MW and the best shooter in the Mountain West Conference by *Lindy's*.
- Freshman guard Lamont Butler was named the best playmaker/passers coming into the league by *Lindy's*.
- Assistant Coach Dave Velasquez was named one of the top-25 assistant coaches ready to lead their own program by The Athletic.
- Though not ranked in either the preseason AP or Coaches polls, San Diego State is receiving votes in both and is the only Mountain West program who is currently doing so.
- With the exception of Gonzaga, every team in both the AP and Coaches preseason polls are members of Power-5 conferences. So, *The Athletic* published its rankings of non-Power-5 programs and San Diego State was ranked No. 4 on that list.

AZTECS PREDICTED TO WIN 13TH MOUNTAIN WEST TITLE

- San Diego State has won a Mountain West-record 12 titles in men's basketball (seven regular season & five tournament), four more than its closest competitor, and nearly every preseason prediction has the Aztecs picking up its 13th crown in 2020-21.
- SDSU has been predicted to finish either first or second in the Mountain West media's preseason poll in each of the last seven years. It is also the 12th time in the last 16 years the Mountain West has been in existence that San Diego State has been picked first or second in the preseason poll. The Aztecs have garnered at least one first-place vote in the preseason poll in six of the last seven years.
- In addition to the MW media, *Lindy's*, *Blue Ribbon*, ESPN, ESPN's Joe Lunardi, Myron Medcalf, Jeff Borzello and John Gasaway as well as College Hoops Today's Jon Rothstein have predicted the Aztecs will win the MW.
- Complete Mountain West media preseason predicted order of finish in located in the column on the left side of this page.

SERIES HISTORY VS. BOISE STATE

- This is the 24th meeting between Boise State and San Diego State with the Aztecs owning a 16-7 advantage in the series.
- Since 2012, when Boise State joined the Mountain West, San Diego State has won 15 of the 22 meetings (15-7) with the Broncos.
- The first meeting, a 78-68 Aztecs win in Peterson Gym came on Dec. 12, 1976 and the programs didn't get back together until 36 years later when they were Mountain West Conference opponents, on Feb. 1, 2012.
- Brian Dutcher has been on the Aztec sideline for the last eight games against the Broncos and is 6-2 against Boise State.
- On its home floor, San Diego State has won 8-of-10 against Boise State, including the last four in a row.
- Eight of the ten meetings in San Diego, have been decided by 10 points, the lone exception was an 83-65 Aztecs win on Jan. 11, 2020 & Thursday's 78-66 victory.
- These programs have met ten times when SDSU has been ranked in the AP top-25, regardless of location, and the Aztecs are 9-1.
- Matt Mitchell has averaged 13.1 points and 5.6 rebounds in eight games vs. Boise State. Terrell Gomez has averages 10.0 points and 3.5 assists per game, in two games against the Broncos. All-time series meetings against Boise State can be found in the column on page four. Career stats of current San Diego State student-athletes against the Broncos are located below.

Player	Record	GP	GS	Min.-Avg.	FG-A	Pct.	3FG-A	Pct.	FT-A	Pct.	OR	DR	TR	RPG	Asst.	TO	Blk.	Sil.	Pts.	PPG
Matt Mitchell	6-2	8	8	220-27.5	36-76	.474	5-30	.167	28-29	.966	7	39	45	5.6	13	12	1	13	105	13.1
Terrell Gomez	1-1	2	2	64-32.0	8-22	.364	4-15	.267	0-0	.000	0	4	4	2.0	7	3	0	4	20	10.0
Joshua Tomaic	1-0	1	0	20-20.0	3-6	.500	1-3	.000	0-0	.000	3	0	3	3.0	0	1	0	0	7	7.0
Jordan Schakel	5-2	7	5	166-23.7	14-39	.359	10-28	.357	10-12	.833	3	11	14	2.0	4	3	0	6	48	6.9
Nathan Mensah	2-1	3	2	63-21.0	8-14	.571	0-0	.000	3-6	.500	6	12	18	6.0	0	0	4	2	19	6.3
Trey Pulliam	4-0	4	1	78-19.5	9-22	.409	2-4	.500	2-3	.667	1	8	9	2.3	7	6	1	5	22	5.5
Lamont Butler	1-0	1	0	15-15.0	1-5	.200	0-2	.000	2-2	1.000	0	3	3	3.0	1	2	0	0	4	4.0
Aguek Arop	5-1	6	0	65-10.8	3-11	.273	0-2	.000	0-0	.000	4	5	9	1.5	2	3	2	1	6	1.0

Adam Seiko	5-1	6	0	89-14.8	2-8	.250	0-6	.000	2-2	1.000	2	5	7	1.2	2	4	0	1	6	1.0
Keshad Johnson	2-0	2	0	15-7.5	1-1	1.000	0-0	.000	0-1	.000	2	1	3	1.5	1	1	0	2	1	1.0
Jared Barnett	1-0	1	0	2-2.0	0-0	.000	0-0	.000	0-0	.000	0	0	0	0.0	0	0	0	0	0	0.0

LAST TIME VS. BOISE STATE

San Diego State 78, Boise State 66

Feb. 25, 2021 | Steve Fisher Court at Viejas Arena | San Diego, Calif. | Attn: 0

SAN DIEGO - After breezing through eight straight wins by an average of 26.4 points, No. 22 San Diego State was brought back to reality by Boise State.

Matt Mitchell scored 24 points, including four in overtime, and the Aztecs overcame 29 points by Derrick Alston Jr. to beat the Broncos 78-66 on Thursday night for their ninth straight win.

Trey Pulliam matched his career high with 18 for SDSU, which blew a 17-point second-half lead before recovering in overtime to take the inside track to repeating as Mountain West Conference regular-season champion.

"We knew this kind of game was coming," coach Brian Dutcher said. "It's getting to March, it's getting to conference tournament, it's getting to another hard game with Boise and hopefully if we play well enough, the NCAA Tournament. The rest of the games are probably going to have a feel like this."

SDSU (18-4, 12-3) took a half-game lead over Boise State (18-5, 14-4), which had its four-game win streak snapped. On Tuesday, the Mountain West awarded San Diego State a pair of forfeit victories over New Mexico. Those games do not count in SDSU's overall or formal conference record, but will count for seeding and conference championship implications.

That means the Aztecs control their own destiny. They host Boise again on Saturday and then finish with a rescheduled game at UNLV on Wednesday night.

Alston scored 22 points in the second half, including Boise State's first 11 points, to help bring the Broncos back from a 17-point deficit. Boise used a 14-0 run to pull to 52-51, getting three 3-pointers from Emmanuel Akot and a 3 from Alston.

"He just flipped a switch and was a great competitor in the second half and we're going to need every second of that when we play them again," coach Leon Rice said.

After Abu Kigab missed two straight inside shots, Alston hit a step-back 3 to tie it at 58 with 1:39 to go.

Mitchell converted a three-point play for a 61-58 lead and then hit two free throws with 27 seconds left for a 63-60 lead. RayJ Dennis hit a 3-pointer to tie it with 9.3 seconds left.

Mitchell was called for a charge and the game went to overtime. Mitchell made two shots sandwiched around a 3-pointer by Jordan Schakel, and Boise State never recovered. Alston was 0 for 2 in overtime and Boise State, the league's highest-scoring team, had only three points in the extra period.

Mitchell said the only thing to do after blowing the 17-point lead was "just look your teammates in the eyes and tell them to dig in. It's something we've done in practice and we've dealt with different types of adversity. Boise State coming back from a 17-point lead was today's type of adversity."

The Aztecs fattened up on the conference's second-tier teams during their winning streak and then came out strong against the Broncos.

SDSU put on a defensive clinic in the first half, forcing 12 turnovers while Boise went just 3 of 17 on 3-pointers.

Pulliam had 11 points in the first 20 minutes, including a jumper off a rebound at the buzzer for a 29-17 lead.

"When you dig yourself that big of a hole, it's a long way back and a whole lot of energy," Rice said. "Our guys left it all out there. That first half they dictated everything that we did and we dug ourselves a big hole because that's how soft we were that first half."

"We adjusted and fixed it the second half, and I was proud of that."

Rice said he knows both teams will be eager for Saturday's rematch.

"These are two really, really good teams and that showed up tonight. We were getting blasted and we didn't lay down. Got it to overtime but didn't have enough in the tank," he said.

Boise took 40 3-pointers, making only 12.

BIG PICTURE

Boise State: The Broncos are 8-57 all-time against Top 25 opponents, including 3-32 under Rice. One of those victories came at Viejas Arena on Feb. 28, 2015, 56-46 against No. 24 SDSU.

San Diego State: The Aztecs are playing for their eighth regular-season MWC title. They won the championship last year en route to a 30-2 overall record. They were expecting a No. 2 seed in the NCAA Tournament before it was canceled due to the coronavirus pandemic.

UP NEXT

The teams finish their two-game series on Saturday afternoon.

CALIFORNIA DREAMIN' FOR SDSU...CALIFORNIA NIGHTMARE FOR IN-STATE OPPONENTS

- San Diego State opened the 2020-21 season hosting three Division I in-state foes in UCLA, UC Irvine, and Pepperdine, and on Dec. 22 played Saint Mary's in a neutral site game, defeated each, and with its 75-57 victory at Fresno State on Saturday, Feb. 20, has played a total of eight regular-season games against California Division I schools, and is 8-0 against its California competition.
- Since the start of the Coach Dutcher era (1999-2000), the Aztecs are 115-33 (.777) against 24 of the other 25 current Division I schools in California (SDSU has not played Cal Baptist), and have a winning record against all but three of those 24 opponents.
- In the last 84 home games against the those same 24 opponents, and also starting in 1999-2000, San Diego State is 74-11 (.870).
- In program history against the 24 schools, the Aztecs are 449-323 (.582), and SDSU has a winning record against 19 of those 24 programs.

ROAD (AND NEUTRAL) WARRIORS

With one more regular season road game in conference play, here are some road and neutral site facts about San Diego State:

- San Diego State had the nation's longest road winning streak (13 games, dating back to the 2018-19 season) halted at Utah State (1/14), the same program that ended SDSU's longest road/neutral streak (16) in the nation in its final game of the 2019-20 campaign.
- Since the start of the 2010-11 season, San Diego State's 77-45 (.631) record in road games is the ninth best in the nation.
- Last season the Aztecs' 16 road/neutral road wins were the most in the nation.
- San Diego State's 11-0 road record last season was the best in the nation and its 11 true road wins were tied for the third most in the nation behind Vermont (12-3) and Stephen F. Austin (12-2).
- In its last seven neutral site games, San Diego State is 6-1, with its only loss coming against Utah State in the championship game of the 2020 Mountain West tournament.

MOUNTAIN WEST PLAYER OF THE WEEK

Nov. 30	Matt Mitchell, Sr., F, San Diego State
Dec. 7	Kenny Foster, So., G, Wyoming
Dec. 14	Jordan Schakel, Sr., G, San Diego State
Dec. 21	Desmond Cambridge, Jr., G, Nevada
Dec. 28	Derrick Alston Jr., Sr., G, Boise State
Jan. 5	David Roddy, So., F, Colorado State
Jan. 11	Isaiah Stevens, So. G, Colorado State
Jan. 18	Neemias Queta, Jr., F, Utah State
Jan. 25	Marcus Williams, Fr., G, Wyoming
Feb. 1	Ralph Agee, Sr., F, San Jose State
Feb. 9	Grant Sherfield, So., G, Nevada
Feb. 15	Jordan Schakel, Sr., G, San Diego State
Feb. 22	Derrick Alston Jr., Sr., G, Boise State

SDSU SINGLE-SEASON RECORD BOOK

THREE-POINT FIELD GOALS (in existence since 1986-87 season)

Rk	Name	Class	3FG	Yr.
10.	Jason Richey	(Sr.)	72	98
11.	Jordan Schakel	(Jr.)	71	20
	Trey Kell	(So.)	71	13
	Chase Tapley	(Sr.)	70	13
14.	Kyle Spain	(Sr.)	67	09
15.	Al Faux	(Sr.)	66	02
	Tony Ross	(Jr.)	66	89
17.	Jason Richey	(Jr.)	64	97
18.	Jordan Schakel	(Sr.)	64	21

FIELD GOAL PERCENTAGE (min. 5 FGA per game)

Rk	Name	Class	FG%	Yr.
9.	Jalen McDaniels	(Fr.)	58.6	18
10.	Billy White	(Jr.)	58.3	10
	Nathan Mensah	(Jr.)	58.3	21
12.	Mitch McMullen	(Sr.)	58.0	89

THREE POINT FIELD GOAL ATTEMPTS

Rk	Name	Class	3FGA	Yr.
25.	Brandon Heath	(So.)	150	05
	Jeremy Hemsley	(So.)	150	17
	Max Hoetzel	(So.)	150	17
	Jamaal Franklin	(Jr.)	150	13

	Jordan Schakel	Sr.	140	21

THREE-POINT FIELD GOAL PERCENTAGE

(min. 20 3FGs; in existence since 1986-87 season)

Rk	Name	Class	Pct.	Yr.
1.	Jason Hamilton	(Fr.)	50.0	93
2.	Terrell Gomez	(Sr.)	46.9	21

6.	Richie Williams	(So.)	45.8	07
7.	Jordan Schakel	(Sr.)	45.7	21

17.	Steve Sir	(Fr.)	40.4	03
18.	John Sharper	(So.)	40.0	04
19.	Matt Mitchell	(Jr.)	39.3	20
	Adam Seiko	(Jr.)	39.3	21

FREE THROW PERCENTAGE (min. 3 FTA per game)

Rk	Name	Class	Pct.	Yr.
7.	Brandon Heath	(Jr.)	84.9	06
8.	Steve Malovic	(Sr.)	83.7	79
9.	Matt Mitchell	(Sr.)	83.6	21
10.	Kyle Spain	(Sr.)	83.5	09

AZTECS IN THE MOUNTAIN WEST (through games of Feb. 25)

TEAM RANKINGS

Scoring Defense (No. 1).....	60.09/g
Scoring Margin (No. 1).....	+15.05/g
Scoring Offense (No. 4).....	75.14/g
Field Goal Percentage Defense (No. 1).....	.388
Field Goal Percentage (No. 3).....	.460
Three-Point Field Goal Percentage (No. 1).....	.384
Three-Point Field Goals Made (No. 3).....	8.95/g
Three-Point Field Goal Percentage Defense (No. 6).....	.329
Free Throw Percentage (No. 6).....	.717
Rebounding Defense (No. 2).....	31.23/g
Rebounding Margin (No. 2).....	+5.41/g
Rebounding Offense (No. 4).....	36.64/g
Defensive Rebounds per Game (No. 4).....	26.55/g
Offensive Rebounds per Game (No. 5).....	10.09/g
Defensive Rebound Percentage (No. 4).....	.766
Offensive Rebound Percentage (No. 5).....	.304
Assist-to-Turnover Ratio (No. 2).....	1.22:1
Assists (No. 3).....	14.41/g
Turnover Margin (No. 1).....	+3.73/g
Steals (No. 1).....	8.32/g
Blocked Shots (No. 4).....	2.91/g

PLAYER RANKINGS

Aguek Arop (Forward)

Offensive Rebounds (No. 12).....	1.65/g
----------------------------------	--------

Terrell Gomez (Guard)

Three-Point Field Goals Made (No. 8).....	2.09/g
---	--------

Keshad Johnson (Forward)

Blocked Shots (No. 15).....	0.61/g
-----------------------------	--------

Nathan Mensah (Forward)

Blocked Shots (No. 2).....	1.45/g
Rebounding (No. 8).....	6.41/g
Offensive Rebounds (No. 9).....	2.05/g
Defensive Rebounds (No. 12).....	4.36/g

Matt Mitchell (Forward)

Free Throw Percentage (No. 4).....	.836
Steals (No. 6).....	1.37/g
Defensive Rebounds (No. 8).....	4.68/g
Scoring (No. 9).....	15.58/g
Rebounding (No. 14).....	5.47/g

Trey Pulliam (Guard)

Assist-to-Turnover Ratio (No. 3).....	2.00:1
Assists (No. 8).....	3.18/g

Jordan Schakel (Guard)

Three-Point Field Goal Percentage (No. 1).....	.457
Three-Point Field Goals Made (No. 1).....	2.91/g
Scoring (No. 15).....	14.23/g

SCHAKEL NAMED MW PLAYER OF THE WEEK...AGAIN

For averaging 23.5 points, 3.5 rebounds, 2.0 steals and 1.0 assist in wins over San Jose State last week, Jordan Schakel has been named the Mountain West Player of the Week. The announcement was made from the Mountain West's offices in Colorado Springs, Colo.

The senior guard shot 13-of-27 from the field (48.1 percent), including 10-of-20 from three-point range (50.0 percent) and was 11-of-11 from the line to lead all scorers in wins of 85-54 and 77-55 last Monday and Wednesday, respectively.

In Monday's game against the Spartans, the Torrance, Calif., native was 5-of-10 from the field, including 4-of-7 from beyond the arc and was a perfect 9-of-9 from the line. He led all scorers with 23 points, grabbed three rebounds and led the squad with three steals.

In the second game he scored a game-high 24 points on 8-of-17 field goals, 6-of-13 three pointers and 2-of-2 from the line. He grabbed four boards, dished out two assists and had a steal. With his sixth and final three-pointer of the game, he became just the fifth player in program history to make at least 200 three pointers.

Schakel accounted for 29 percent of the team's offensive output for the two-game series (47-of-162 points). He made 10 of the team's 16 threes (62.5 percent) and 13 of its 55 field goals (23.6 percent) against San Jose State.

Schakel is the only player in the Mountain West to be named its Player of the Week (POW) twice this season. Along with Matt Mitchell, who was the first POW of the season, San Diego State is the only school to earn the honor three times this year.

SCHAKEL NAMED MOUNTAIN WEST PLAYER OF THE WEEK

San Diego State's Jordan Schakel has been named the Mountain West Conference's Player of the Week for the week ending on Dec. 13.

Schakel scored 25 points, grabbed six rebounds and had two steals in the Aztecs' lone game of the week, an 80-68 victory over No. 23/23 Arizona State at Desert Financial Arena in Tempe, Ariz. With the victory San Diego State improves its record to 5-0 this year and 35-2 since the start of the 2019-20 season.

The Torrance, Calif., native was 9-of-15 from the floor (.600), including 5-of-9 from beyond the three-point line (.556) and knocked down both his free throw attempts.

His 25 points were a game and career-high for the 6-6 guard, and his five threes equaled his career best.

Schakel drew an offensive foul on preseason All-American guard Remy Martin in then games second possession, and then started his offensive barrage.

In just over two minutes, from 18:08-to-15:57 in the first half, he grabbed an offensive rebound and turned it into his first three pointer and then did it again 30 seconds later for his second trey. He had a steal and knocked down a pair of free throws to stake the Aztecs to an early 12-2 lead. Arizona State battled back to take a 32-31 lead, but with 1:22 to go before halftime, Schakel grabbed a defensive board, went coast-to-coast, and scored on a layup to put the Aztecs back in front, a lead which it took into the intermission.

Coming out of the locker room, the teams played a back and forth game for the first five minutes of the second half. At the 15 minute mark, the Sun Devils led 43-42, but then Schakel erupted.

In the next 3:40 he knocked down three treys and a jumper in the paint to help turn a one-point deficit into a 12-point lead, 57-45 with 11:20 to go. From there, Arizona State was never able to cut the Aztecs lead to single digits. Schakel scored two more buckets down the stretch, including the team final two points, in the 12 point victory.

This is the first Mountain West weekly award of Schakel's career and the second for an Aztec, in the three weeks of the season.

MITCHELL NAMED MOUNTAIN WEST PLAYER OF THE WEEK

Senior forward Matt Mitchell was named the Mountain West Conference's Player of the Week for the week ending on Nov. 29. In sweeping both games last week, 73-58 over No. 22 UCLA and 77-58 versus UC Irvine, Mitchell averaged 13.0 points, 3.0 rebounds, 2.0 assists and 2.0 steals to help improve the Aztecs record to 2-0 this year and 32-2 in its last 34 games.

Against UCLA, he was one of the team leaders with 15 points. He knocked down three triples, and added two rebounds, two assists and two steals. It was the 44th time in his career he made multiple three pointers in a game, and the 15th time since the start of last season (33 games at the time). The game was the 100th of Mitchell's Aztec career, and he became the 33rd player in program history to reach the milestone.

Versus UC Irvine, the Riverside, Calif., native, finished with 11 points, four rebounds, two assists and two steals. He scored six points in the first half, as the Aztecs pried open a nine-point advantage at halftime en route to a 77-58 victory.

For the week, Mitchell shot .391 from the floor (9-of-23), .364 from distance (4-of-11) and knocked down 4-of-5 from the line. After two games, he leads the Aztecs in scoring, steals (4), is second in assists (4) and fourth in rebounds (6).

This is the first Mountain West weekly award of the season, the first for an Aztec this season, and the first of Mitchell's career.

REWIND, THE 2019-20 SEASON

- San Diego State is coming off a magical season that saw the Aztecs win their first 26 games of the season en route to a 30-2 record, a Mountain West Conference regular season title (record 12th league crown) and a climb to No. 4 in the Associated Press poll for five weeks before ending the campaign at No. 6. SDSU was the only team in the nation not to lose a road game in 2019-20, finishing the year 11-0 away from Viejas Arena.
- The *USA Today* National Coach of the Year last year, **Brian Dutcher** begins his fourth season at the helm of the San Diego State men's basketball program. He has an overall record of 85-30 in three-plus seasons and has led SDSU to the conference championship game in each of his three seasons. In 2018, he was the only first-year coach to lead his team to the NCAA tournament and in 96 previous seasons of Aztec basketball, no head coach had won more games and/or won a conference title in his first year until Dutcher accomplished the feat. In addition, Dutcher is the first Aztecs' men's basketball coach to win 20+ games in each of his first three seasons.
- Dutcher welcomes back three returning starters in seniors forward **Matt Mitchell** (12.2 pts., 4.8 rebs., 1.7 asst. in 2019-20) and guard **Jordan Schakel** (10.0 pts., 3.4 rebs, 43.6 percent three-point shooting) and junior forward **Nathan Mensah** (6.9 pts., 6.8 rebs., 1.6 blks.). Mitchell and Schakel played in all 32 games (Mitchell started the final 19 and Schakel started 31) with Mensah appearing 13 times, all starts, before an injury prematurely ended his season.
- The Aztecs are picked to finish in first place in the preseason poll of the Mountain West media. SDSU has finished either first or second in the Mountain West preseason poll in each of the last seven years. It is also the 12th time in the last 16 seasons San Diego State has been picked first or second in the poll. All 12 times, additionally, have occurred in the last 16 years.

2020-21 SAN DIEGO STATE ALPHABETICAL ROSTER

Most Recent Division I Season

No.	Name	Pos.	Ht.	Wt.	Yr.	Exp.	PPG	RPG	APG	Hometown (High School/Previous School)
14	Cade Alger	F	6-9	190	RFr.	TR	--	--	--	Ripon, Calif. (Ripon Christian High/Seattle U)
33	Aguek Arop	F	6-6	220	Jr.	2L	3.0	2.2	0.3	Omaha, Neb. (Omaha South High)
21	Jared Barnett	G	6-1	145	So.	1L	0.3	0.0	0.2	Los Angeles, Calif. (Westchester High)
42	Triston Broughton	G	6-4	190	Fr.	HS	--	--	--	Ladera Ranch, Calif. (Tesoro High)
24	Tyler Broughton	G	6-4	190	Fr.	HS	--	--	--	Ladera Ranch, Calif. (Tesoro High)
5	Lamont Butler	G	6-2	200	Fr.	HS	--	--	--	Moreno Valley, Calif. (Riverside Poly High)
10	Keith Dinwiddie Jr.	G	6-0	185	Fr.	HS	--	--	--	Los Angeles, Calif. (Fairfax Senior High)
12	Che Evans	F	6-5	210	Fr.	HS	--	--	--	Philadelphia, Pa. (Neumann-Goretti High)
3	Terrell Gomez [^]	G	5-8	165	Sr.	TR	19.8	2.3	2.3	Los Angeles, Calif. (Middlebrooks Academy/CSUN)
0	Keshad Johnson	F	6-7	210	So.	1L	1.9	1.7	0.2	Oakland, Calif. (San Leandro High)
31	Nathan Mensah	F	6-10	230	Jr.	2L	6.4	6.4	0.3	Labadi, Accra, Ghana (Findlay Prep (Nev.))
11	Matt Mitchell	F	6-6	235	Sr.	3L	12.2	4.8	1.7	Riverside, Calif. (Roosevelt High)
32	Derek Morhar	G	6-5	165	Fr.	HS	--	--	--	Calabasas, Calif. (Calabasas High)
4	Trey Pulliam	G	6-3	180	Sr.	1L	3.3	1.9	1.9	Bryan, Texas (Consolidated High/Navarro College)
20	Jordan Schakel	G	6-6	200	Sr.	3L	10.0	3.4	0.6	Torrance, Calif. (Bishop Montgomery High)
2	Adam Seiko	G	6-3	210	Jr.	2L	2.9	1.0	0.6	Boston, Mass. (Sierra Canyon High (Calif.))
23	Joshua Tomiać	F	6-9	230	Sr.	TR	1.1	0.5	0.0	Lanzarote, Spain (Canarias Academy/University of Maryland)

[^] - Stats from the final full season of competition at previous Division I institution

2020-21 SAN DIEGO STATE NUMERICAL ROSTER

Most Recent Division I Season

No.	Name	Pos.	Ht.	Wt.	Yr.	Exp.	PPG	RPG	APG	Hometown (High School/Previous School)
0	Keshad Johnson	F	6-7	210	So.	1L	1.9	1.7	0.2	Oakland, Calif. (San Leandro HS)
2	Adam Seiko	G	6-3	210	Jr.	2L	2.9	1.0	0.6	Boston, Mass. (Sierra Canyon High (Calif.))
3	Terrell Gomez [^]	G	5-8	165	Sr.	TR	19.8	2.3	2.3	Los Angeles, Calif. (Middlebrooks Academy/CSUN)
4	Trey Pulliam	G	6-3	180	Sr.	1L	3.3	1.9	1.9	Byron, Texas (Consolidated High/Navarro College)
5	Lamont Butler	G	6-2	200	Fr.	HS	--	--	--	Moreno Valley, Calif. (Riverside Poly High)
10	Keith Dinwiddie Jr.	G	6-0	185	Fr.	HS	--	--	--	Los Angeles, Calif. (Fairfax Senior High)
11	Matt Mitchell	F	6-6	235	Sr.	3L	12.2	4.8	1.7	Riverside, Calif. (Roosevelt High)
12	Che Evans	F	6-5	210	Fr.	HS	--	--	--	Philadelphia, Pa. (Neumann-Goretti High)
14	Cade Alger	F	6-9	190	RFr.	TR	--	--	--	Ripon, Calif. (Ripon Christian High/Seattle U)
20	Jordan Schakel	G	6-6	200	Sr.	3L	10.0	3.4	0.6	Torrance, Calif. (Bishop Montgomery High)
21	Jared Barnett	G	6-1	145	So.	1L	0.3	0.0	0.2	Los Angeles, Calif. (Westchester High)
23	Joshua Tomiać	F	6-9	230	Sr.	TR	1.1	0.5	0.0	Lanzarote, Canary Islands, Spain (Canarias Academy/Maryland)
24	Tyler Broughton	G	6-4	190	Fr.	HS	--	--	--	Ladera Ranch, Calif. (Tesoro High)
31	Nathan Mensah	F	6-10	230	Jr.	2L	6.4	6.4	0.3	Labadi, Accra, Ghana (Findlay Prep (Nev.))
32	Derek Morhar	G	6-5	165	Fr.	HS	--	--	--	Calabasas, Calif. (Calabasas High)
33	Aguek Arop	F	6-6	220	Jr.	2L	3.0	2.2	0.3	Omaha, Neb. (Omaha South High)
42	Triston Broughton	G	6-4	190	Fr.	HS	--	--	--	Ladera Ranch, Calif. (Tesoro High)

[^] - Stats from the final full season of competition at previous Division I institution

Head Coach:

Brian Dutcher (Minnesota, 1982), Fourth Season (22nd Season Overall at SDSU)

Assistant Coaches:

David Velasquez (San Diego State, 2007), Eighth Season (19th Season Overall at SDSU)

Chris Acker (Chaminade, 2004), Second Season (Second Season Overall at SDSU)

Jay Morris (Cal State Dominguez Hills, 2010), Third Season (Third Season Overall at SDSU)

Assistant to the Head Coach:

Mark Fisher (Michigan, 2001), Eighth Season (19th Season Overall at SDSU)

Assistant A.D. - Director of Operations:

Matt Soria (San Diego State, 2002), 14th Season (21st Season Overall at SDSU)

Director of Player Development:

JD Pollock (Kennesaw State, 2009), Fourth Season (Fourth Season Overall at SDSU)

PRONUNCIATIONS

Cade Alger
AL-jer (like Alger Hiss)

Keith Dinwiddie
DIN-wid-ee

Keshad Johnson
KEY-shawd

Trey Pulliam
tray pull-EE-um

Joshua Tomiać
toe-MY-itch

Aguek Arop
uh-GWUK uh-ROPE

Che Evans
shay

Nathan Mensah
MEN-suh

Jordan Schakel
SHACK-ull

Triston & Tyler Broughton
BROUGHT-in

Terrell Gomez
TUH-rel

Derek Morhar
MORE-har

Adam Seiko
SAY-ko

SDSU BROADCAST ROSTER

San Diego State vs. Boise State | Steve Fisher Court at Viejas Arena | San Diego, Calif. | Feb. 27, 2021



0

Keshad Johnson

Forward
6-7, 210, Sophomore - 1L
Oakland, Calif.
San Leandro High

PPG: 4.3 RPG: 3.9 APG: 0.9
FG%: 48.3 3FG%: 35.3 FT%: 48.5




2

Adam Seiko

Guard
6-3, 210, Junior - 2L
Boston, Mass.
Sierra Canyon High (Calif.)

PPG: 4.7 RPG: 2.3 APG: 1.5
FG%: 38.8 3FG%: 37.5 FT%: 70.6



3

Terrell Gomez

Guard
5-8, 165, Senior - TR
Los Angeles, Calif.
Middlebrooks Academy/CSUN

PPG: 8.5 RPG: 1.4 APG: 2.5
FG%: 44.1 3FG%: 46.9 FT%: 87.5



4

Trey Pulliam

Guard
6-3, 180, Senior - 1L
Bryan, Texas
Consolidated High/Navarro College

PPG: 6.7 RPG: 3.1 APG: 3.2
FG%: 39.3 3FG%: 27.0 FT%: 73.1



5

Lamont Butler

Guard
6-2, 200, Freshman - HS
Moreno Valley, Calif.
Riverside Poly High

PPG: 4.4 RPG: 1.8 APG: 1.5
FG%: 44.0 3FG%: 26.1 FT%: 67.6



10

Keith Dinwiddie Jr.

Guard
6-0, 185, Freshman - HS
Los Angeles, Calif.
Fairfax Senior High

PPG: 5.5 RPG: 0.3 APG: 0.5
FG%: 42.9 3FG%: 42.8 FT%: 00.0



11

Matt Mitchell

Forward
6-6, 235, Senior - 3L
Riverside, Calif.
Roosevelt High

PPG: 15.6 RPG: 5.5 APG: 2.0
FG%: 45.9 3FG%: 35.8 FT%: 83.6




12

Che Evans

Forward
6-5, 210, Freshman - HS
Philadelphia, Pa.
Neumann-Goretti High

PPG: 0.9 RPG: 0.6 APG: 0.2
FG%: 18.8 3FG%: 12.5 FT%: 50.0



14

Cade Alger

Forward
6-9, 190, Redshirt Freshman - TR
Ripon, Calif.
Ripon Christian High/Seattle U

PPG: 1.9 RPG: 0.3 APG: 0.0
FG%: 83.3 3FG%: 00.0 FT%: 60.0



20

Jordan Schakel

Forward
6-6, 200, Senior - 3L
Torrance, Calif.
Bishop Montgomery High

PPG: 14.2 RPG: 4.0 APG: 1.1
FG%: 46.8 3FG%: 45.7 FT%: 88.7



21

Jared Barnett

Guard
6-1, 145, Sophomore - SQ
Los Angeles, Calif.
Westchester High

PPG: 0.6 RPG: 0.3 APG: 0.4
FG%: 66.7 3FG%: 00.0 FT%: 00.0



23

Joshua Tomaic

Forward
6-9, 230, Senior - TR
Lanzarote, Canary Islands, Spain
Canarias Academy/Maryland

PPG: 5.0 RPG: 3.5 APG: 0.7
FG%: 50.6 3FG%: 22.7 FT%: 75.0




24

Tyler Broughton

Guard
6-4, 190, Freshman - HS
Ladera Ranch, Calif.
Tesoro High

PPG: 0.0 RPG: 0.0 APG: 0.3
FG%: 00.0 3FG%: 00.0 FT%: 00.0



31

Nathan Mensah

Forward
6-10, 230, Junior - 2L
Labadi, Accra, Ghana
Findley Prep (Nev.)

PPG: 8.6 RPG: 6.4 APG: 0.5
FG%: 58.3 3FG%: 00.0 FT%: 58.6



32

Derek Morhar

Guard
6-5, 165, Freshman - HS
Calabasas, Calif.
Calabasas High

PPG: 0.0 RPG: 0.0 APG: 0.0
FG%: 00.0 3FG%: 00.0 FT%: 00.0



33

Aguek Arop

Forward
6-6, 220, Junior - 2L
Omaha, Neb.
Omaha South High

PPG: 4.6 RPG: 2.6 APG: 0.7
FG%: 47.7 3FG%: 15.4 FT%: 50.0



42

Triston Broughton

Guard
6-4, 190, Freshman - HS
Ladera Ranch, Calif.
Tesoro High

PPG: 0.0 RPG: 0.0 APG: 0.0
FG%: 00.0 3FG%: 00.0 FT%: 00.0



Head Coach

Brian Dutcher

4th season (91-30, 51-17 MW)
2019-20 Honors
USA Today National Coach of the Year
NABC Division I District 17 Coach of the Year
USBWA District IX Coach of the Year
MW Coach of the Year (coaches & media)
Naismith Coach of the Year Finalist



BRIAN DUTCHER

Head Coach

Fourth Season • 22nd Season Overall at SDSU • Minnesota, 1982

Brian Dutcher enters his fourth season as San Diego State head coach after three years in which he led the Aztecs to three Mountain West title games, its conference-record 11th and 12th Mountain West crowns and back to the NCAA tournament for the first time since 2015. He is the only coach in the 99-year history of San Diego State men's basketball to win at least 20 games in each of his first three seasons at the helm of the program, and over the summer signed a contract extension which will keep him on The Mesa through the 2025-26 season.

In 2019-20 his squad ripped off a program-record 26 straight wins to open the season and peaked, for eight weeks, at a No. 4 ranking in both the Associated Press and USA Today Coaches top-25 polls, before finishing the regular season at No. 6. The Aztecs went 30-2 on the year, including 17-1 in Mountain West play and Dutcher earned *USA Today* National Coach of the Year, Mountain West Coach of the Year (in both the coaches and media polls), National Association of Basketball Coaches (NABC) Division I District 17 Coach of the Year and United States Basketball Writers Association (USBWA) District IX Coach of the Year. In addition, he was one of five finalists for the 2020 Werner Ladder Naismith Men's College Coach of the Year Award.

In program history, his team's 30 wins in 2019-20 are the third most in a season and its two defeats are the fewest. SDSU's 17 wins in conference play are the most in program history, and its one loss is the fewest in the Aztecs' Division I era and equals the fewest since 1926-27, when it moved from junior college competition to the National Association of Intercollegiate Athletics (NAIA). San Diego State opened the 2019-20 league slate with a 15-game winning streak which set a new Mountain West record.

Led by junior guard and consensus All-American Malachi Flynn, the team won the Continental Tires Las Vegas Invitational with a blow out victory over Creighton and a 16-point comeback win against Iowa in the championship game. A month later, the Aztecs handed Utah a 28-point drubbing in the Basketball Hall of Fame Classic three days after the Utes defeated then No. 6 Kentucky.

In addition to Flynn, forwards Matt Mitchell and Yanni Wetzell and guard KJ Feagin, were recognized by the MW in its postseason awards as well as numerous national outlets.

With the expected return for the postseason of forward Nathan Mensah, who had been sidelined for the final 19 games of the year, San Diego State was poised for a deep run in the NCAA Tournament. The Aztecs were projected to be either a No. 1 or No. 2 seed and some felt were a Final Four team, but the coronavirus pandemic put an end to the postseason and fans were left to wonder what could have been.

In 2017-18, his inaugural season as Aztecs head coach, Dutcher was the only Division I head coach to guide his team to the NCAA Tournament after going 22-10 in the regular season, including winning the 2018 Mountain West Tournament championship.

Dutcher, who took the helm of the program following Steve Fisher's retirement announcement on April 11, 2017, was on The Mesa for all 18 of Fisher's seasons. He held the title of associate head coach/head coach in waiting for the six years prior to his ascension to the top job and is the 15th head coach in the program's history.

Over the course of his 21 years at San Diego State, Dutcher has helped the Aztecs reach the postseason 14 times, including nine trips to the NCAA tournament, win a conference-best 12 Mountain West titles and record 15 seasons of at least 20 victories.

Since 2008-09, Dutcher and SDSU twice advanced to the NCAA Sweet 16 (2011, 2014) and NIT semifinal round (2009, 2016), won at least 25 games eight times and captured nine MW championships (six regular season, three tournament).

Dutcher arrived at San Diego State shortly after Fisher was hired on March 26, 1999. In his first year in "America's Finest City," the Aztecs won only five games, but improved upon their win total from the season before. After that, San Diego State posted a 14-14 record in 2000-01, before winning the 2002 MW Championship, earning an NCAA tournament bid, and finishing with a 21-12 record. The 2002-03 campaign saw SDSU receive an NIT invitation, which culminated in the program's first Division I postseason victory.

After helping attract the program's first McDonald's All-American to the 2002-03 squad, Dutcher assisted in securing the signatures of future starters and all-league performers Brandon Heath and Marcus Slaughter. The duo started their first two seasons on The Mesa, leading to the 2005-06 campaign that produced the school's first MW regular-season and tournament title sweep.

The Aztecs advanced to the NCAA tournament and ultimately won a then-school-record 24 games. That appearance led to a string of 10 consecutive postseason berths.

From the 2006-07 campaign through 2008-09, San Diego State registered 20 or more wins and went to three straight NITs. In 2009, the Aztecs advanced to the NIT semifinals and broke the previous school record with 26 victories. That run to the 2009 NIT semifinals was a springboard to the most successful run in SDSU basketball history. Led by future NBA first-round draft pick and two-time NBA champion Kawhi Leonard, the 2009-10 Aztecs won the MW Championship, advanced to the NCAA tournament and fell four points shy of moving on to the second round before finishing with a 25-9 record.

The NCAA experience from the 2009-10 squad proved fruitful in 2010-11, when it returned all five starters, including Leonard, and freshman Jamaal Franklin, who would turn out to be a future MW Player of the Year and NBA draft selection. With Dutcher on staff, SDSU won its first 20 games of the year, shared the MW regular-season title, and captured the MW tournament crown. The Aztecs moved on to the NCAA tournament as a No. 2 seed and won the program's first Division I NCAA tournament game. San Diego State, which was ranked as high as No. 4 and received first-place votes at one point in the season, advanced to the Sweet 16 and fell to the eventual national champion, finishing with a school-record 34 wins, a mark that still stands today. The Aztecs' also found themselves in the final top-25 polls, ranking sixth in the AP and 11th in the USA Today Coaches Poll. Five months after SDSU's record-setting 2010-11 campaign, the University elevated Dutcher to associate head coach/head coach in waiting.

In his first season with his new title, Dutcher and the Aztecs advanced to the 2012 NCAA tournament as an

at-large team and recorded 26 wins. The next season, San Diego State was again an at-large selection to the NCAA tournament, moved on to the round of 32 for the second time in three years and finished with 23 victories.

Another NCAA Sweet 16 run was in the cards in Dutcher's third season as the head coach in waiting. The Aztecs opened the campaign by winning 21 of their first 22 games, including 20 in a row at one point, and were led by seniors Xavier Thames, who would become an NBA draft pick, and Josh Davis. SDSU won the program's second outright Mountain West regular-season title and later swept through two games in Spokane, Washington, to secure its second Sweet 16 appearance in four seasons. San Diego State compiled 31 wins and finished the season ranked 13th in the AP and 12th in the Coaches after rising to as high as fifth nationally in both polls.

The 2014-15 campaign saw the Aztecs spend their fifth straight season in the top 25. In the process of winning 27 games, San Diego State grabbed its second straight MW regular-season crown and earned an at-large invitation to the NCAA tournament where they defeated St. John's in the round of 64. One season later, the Aztecs found themselves in the NIT after winning the MW by three games with a 16-2 record. Nevertheless, San Diego State won three games and qualified for the NIT national semifinals, eventually logging 28 victories.

SDSU completed the 2016-17 slate with a 19-14 record despite experiencing a rash of injuries. The 2016 Hawaiian Airlines Diamond Head Classic champions entered 2017-18 as one of 12 teams to have won at least 19 games in 12 consecutive seasons, which was a sign of things to come in Dutcher's first year.

Dutcher's first roster as head coach featured a pair of seniors that had won multiple Mountain West titles and owned NCAA tournament experience in Trey Kell and Malik Pope.

Prior to coming to SDSU, Dutcher spent 10 seasons on Steve Fisher's bench at Michigan, where the program reached the postseason each year and participated in the NCAA Tournament eight times, including three trips to the Final Four and the championship game including a national championship in 1989.

Brian Dutcher Year-By-Year (Division I Only)

Year	School (Position)	Overall		Conference		Postseason; Championships
		W-L	Pct.	W-L	Pct.	
1988-89	Michigan (AC)	30-7	.811	12-6	.667	NCAA Champions
1989-90	Michigan (AC)	23-8	.742	12-6	.667	NCAA 2nd Round
1990-91	Michigan (AC)	14-15	.483	7-11	.389	NIT 1st Round
1991-92	Michigan (AC)	25-9	.735	11-7	.611	NCAA Runner-Up
1992-93	Michigan (AC)	31-5	.861	15-3	.833	NCAA Runner-Up
1993-94	Michigan (AC)	24-8	.750	13-5	.722	NCAA Regional Finalist
1994-95	Michigan (AC)	17-14	.548	11-7	.611	NCAA 1st Round
1995-96	Michigan (AC)	20-12	.625	10-8	.556	NCAA 1st Round
1996-97	Michigan (AC)	24-11	.686	9-9	.500	NIT Champions
1997-98	Michigan (AC)	25-9	.735	11-5	.688	NCAA 2nd Round; Big 10 Tournament
10 Seasons at UM		233-98	.704	111-67	.624	8 NCAAAs, 10 Postseason Appearances
Year	School (Position)	Overall		Conference		Postseason; Championships
		W-L	Pct.	W-L	Pct.	
1999-00	SDSU (Asst. HC)	5-23	.179	0-14	.000	
2000-01	SDSU (Asst. HC)	14-14	.500	4-10	.286	
2001-02	SDSU (Asst. HC)	21-12	.636	7-7	.500	NCAA 1st round; MW Tournament
2002-03	SDSU (Asst. HC)	16-14	.533	6-8	.429	NIT second round
2003-04	SDSU (Asst. HC)	14-16	.467	5-9	.357	
2004-05	SDSU (Asst. HC)	11-18	.379	4-10	.286	
2005-06	SDSU (Asst. HC)	24-9	.727	13-3	.813	NCAA 1st Round; MW RS, Tournament
2006-07	SDSU (Asst. HC)	22-11	.667	10-6	.625	NIT 2nd Round
2007-08	SDSU (Asst. HC)	20-13	.606	9-7	.563	NIT 1st Round
2008-09	SDSU (Asst. HC)	26-10	.722	11-5	.688	NIT Semifinals
2009-10	SDSU (Asst. HC)	25-9	.735	11-5	.688	NCAA 1st Round; MW Tournament
2010-11	SDSU (Asst. HC)	34-3	.919	14-2	.875	NCAA Sweet 16; MW RS, Tournament
2011-12	SDSU (HCIW)	26-8	.765	10-4	.714	NCAA 2nd Round; MW RS
2012-13	SDSU (HCIW)	23-11	.676	9-7	.563	NCAA 3rd Round
2013-14	SDSU (HCIW)	31-5	.861	16-2	.889	NCAA Sweet 16; MW RS
2014-15	SDSU (HCIW)	27-9	.750	14-4	.778	NCAA 3rd Round; MW Co-RS
2015-16	SDSU (HCIW)	28-10	.737	16-2	.889	NIT Semifinals; MW RS
2016-17	SDSU (HCIW)	19-14	.576	9-9	.500	
2017-18	SDSU (HC)	22-11	.667	11-7	.611	NCAA 1st Round; MW Tournament
2018-19	SDSU (HC)	21-13	.617	11-7	.611	
2019-20	SDSU (HC)	30-2	.966	17-1	.944	MW Regular Season (postseason canceled)
2020-21	SDSU (HC)	18-4	.818	12-3	.800	
22nd Season at SDSU		477-239	.666	219-132	.624	9 NCAAAs, 14 Postseason Appearances
32nd Season Career Totals		Overall		Conference		Postseason
		W-L	Pct.	W-L	Pct.	
		710-337	.678	330-199	.624	17 NCAAAs, 24 Postseason Appearances



BRIAN DUTCHER

Head Coach

Fourth Season • 22nd Season Overall at SDSU • Minnesota, 1982

Brian Dutcher enters his fourth season as San Diego State head coach after three years in which he led the Aztecs to three Mountain West title games, its conference-record 11th and 12th Mountain West crowns and back to the NCAA tournament for the first time since 2015. He is the only coach in the 99-year history of San Diego State men's basketball to win at least 20 games in each of his first three seasons at the helm of the program, and over the summer signed a contract extension which will keep him on The Mesa through the 2025-26 season.

In 2019-20 his squad ripped off a program-record 26 straight wins to open the season and peaked, for eight weeks, at a No. 4 ranking in both the Associated Press and USA Today Coaches top-25 polls, before finishing the regular season at No. 6. The Aztecs went 30-2 on the year, including 17-1 in Mountain West play and Dutcher earned *USA Today* National Coach of the Year, Mountain West Coach of the Year (in both the coaches and media polls), National Association of Basketball Coaches (NABC) Division I District 17 Coach of the Year and United States Basketball Writers Association (USBWA) District IX Coach of the Year. In addition, he was one of five finalists for the 2020 Werner Ladder Naismith Men's College Coach of the Year Award.

In program history, his team's 30 wins in 2019-20 are the third most in a season and its two defeats are the fewest. SDSU's 17 wins in conference play are the most in program history, and its one loss is the fewest in the Aztecs' Division I era and equals the fewest since 1926-27, when it moved from junior college competition to the National Association of Intercollegiate Athletics (NAIA). San Diego State opened the 2019-20 league slate with a 15-game winning streak which set a new Mountain West record.

Led by junior guard and consensus All-American Malachi Flynn, the team won the Continental Tires Las Vegas Invitational with a blow out victory over Creighton and a 16-point comeback win against Iowa in the championship game. A month later, the Aztecs handed Utah a 28-point drubbing in the Basketball Hall of Fame Classic three days after the Utes defeated then No. 6 Kentucky.

In addition to Flynn, forwards Matt Mitchell and Yanni Wetzell and guard KJ Feagin, were recognized by the MW in its postseason awards as well as numerous national outlets.

With the expected return for the postseason of forward Nathan Mensah, who had been sidelined for the final 19 games of the year, San Diego State was poised for a deep run in the NCAA Tournament. The Aztecs were projected to be either a No. 1 or No. 2 seed and some felt were a Final Four team, but the coronavirus pandemic put an end to the postseason and fans were left to wonder what could have been.

In 2017-18, his inaugural season as Aztecs head coach, Dutcher was the only Division I head coach to guide his team to the NCAA Tournament after going 22-10 in the regular season, including winning the 2018 Mountain West Tournament championship.

Dutcher, who took the helm of the program following Steve Fisher's retirement announcement on April 11, 2017, was on The Mesa for all 18 of Fisher's seasons. He held the title of associate head coach/head coach in waiting for the six years prior to his ascension to the top job and is the 15th head coach in the program's history.

Over the course of his 21 years at San Diego State, Dutcher has helped the Aztecs reach the postseason 14 times, including nine trips to the NCAA tournament, win a conference-best 12 Mountain West titles and record 15 seasons of at least 20 victories.

Since 2008-09, Dutcher and SDSU twice advanced to the NCAA Sweet 16 (2011, 2014) and NIT semifinal round (2009, 2016), won at least 25 games eight times and captured nine MW championships (six regular season, three tournament).

Dutcher arrived at San Diego State shortly after Fisher was hired on March 26, 1999. In his first year in "America's Finest City," the Aztecs won only five games, but improved upon their win total from the season before. After that, San Diego State posted a 14-14 record in 2000-01, before winning the 2002 MW Championship, earning an NCAA tournament bid, and finishing with a 21-12 record. The 2002-03 campaign saw SDSU receive an NIT invitation, which culminated in the program's first Division I postseason victory.

After helping attract the program's first McDonald's All-American to the 2002-03 squad, Dutcher assisted in securing the signatures of future starters and all-league performers Brandon Heath and Marcus Slaughter. The duo started their first two seasons on The Mesa, leading to the 2005-06 campaign that produced the school's first MW regular-season and tournament title sweep.

The Aztecs advanced to the NCAA tournament and ultimately won a then-school-record 24 games. That appearance led to a string of 10 consecutive postseason berths.

From the 2006-07 campaign through 2008-09, San Diego State registered 20 or more wins and went to three straight NITs. In 2009, the Aztecs advanced to the NIT semifinals and broke the previous school record with 26 victories. That run to the 2009 NIT semifinals was a springboard to the most successful run in SDSU basketball history. Led by future NBA first-round draft pick and two-time NBA champion Kawhi Leonard, the 2009-10 Aztecs won the MW Championship, advanced to the NCAA tournament and fell four points shy of moving on to the second round before finishing with a 25-9 record.

The NCAA experience from the 2009-10 squad proved fruitful in 2010-11, when it returned all five starters, including Leonard, and freshman Jamaal Franklin, who would turn out to be a future MW Player of the Year and NBA draft selection. With Dutcher on staff, SDSU won its first 20 games of the year, shared the MW regular-season title, and captured the MW tournament crown. The Aztecs moved on to the NCAA tournament as a No. 2 seed and won the program's first Division I NCAA tournament game. San Diego State, which was ranked as high as No. 4 and received first-place votes at one point in the season, advanced to the Sweet 16 and fell to the eventual national champion, finishing with a school-record 34 wins, a mark that still stands today. The Aztecs' also found themselves in the final top-25 polls, ranking sixth in the AP and 11th in the USA Today Coaches Poll. Five months after SDSU's record-setting 2010-11 campaign, the University elevated Dutcher to associate head coach/head coach in waiting.

In his first season with his new title, Dutcher and the Aztecs advanced to the 2012 NCAA tournament as an

at-large team and recorded 26 wins. The next season, San Diego State was again an at-large selection to the NCAA tournament, moved on to the round of 32 for the second time in three years and finished with 23 victories.

Another NCAA Sweet 16 run was in the cards in Dutcher's third season as the head coach in waiting. The Aztecs opened the campaign by winning 21 of their first 22 games, including 20 in a row at one point, and were led by seniors Xavier Thames, who would become an NBA draft pick, and Josh Davis. SDSU won the program's second outright Mountain West regular-season title and later swept through two games in Spokane, Washington, to secure its second Sweet 16 appearance in four seasons. San Diego State compiled 31 wins and finished the season ranked 13th in the AP and 12th in the Coaches after rising to as high as fifth nationally in both polls.

The 2014-15 campaign saw the Aztecs spend their fifth straight season in the top 25. In the process of winning 27 games, San Diego State grabbed its second straight MW regular-season crown and earned an at-large invitation to the NCAA tournament where they defeated St. John's in the round of 64. One season later, the Aztecs found themselves in the NIT after winning the MW by three games with a 16-2 record. Nevertheless, San Diego State won three games and qualified for the NIT national semifinals, eventually logging 28 victories.

SDSU completed the 2016-17 slate with a 19-14 record despite experiencing a rash of injuries. The 2016 Hawaiian Airlines Diamond Head Classic champions entered 2017-18 as one of 12 teams to have won at least 19 games in 12 consecutive seasons, which was a sign of things to come in Dutcher's first year.

Dutcher's first roster as head coach featured a pair of seniors that had won multiple Mountain West titles and owned NCAA tournament experience in Trey Kell and Malik Pope.

Prior to coming to SDSU, Dutcher spent 10 seasons on Steve Fisher's bench at Michigan, where the program reached the postseason each year and participated in the NCAA Tournament eight times, including three trips to the Final Four and the championship game including a national championship in 1989.

Brian Dutcher Year-By-Year (Division I Only)

Year	School (Position)	Overall		Conference		Postseason; Championships
		W-L	Pct.	W-L	Pct.	
1988-89	Michigan (AC)	30-7	.811	12-6	.667	NCAA Champions
1989-90	Michigan (AC)	23-8	.742	12-6	.667	NCAA 2nd Round
1990-91	Michigan (AC)	14-15	.483	7-11	.389	NIT 1st Round
1991-92	Michigan (AC)	25-9	.735	11-7	.611	NCAA Runner-Up
1992-93	Michigan (AC)	31-5	.861	15-3	.833	NCAA Runner-Up
1993-94	Michigan (AC)	24-8	.750	13-5	.722	NCAA Regional Finalist
1994-95	Michigan (AC)	17-14	.548	11-7	.611	NCAA 1st Round
1995-96	Michigan (AC)	20-12	.625	10-8	.556	NCAA 1st Round
1996-97	Michigan (AC)	24-11	.686	9-9	.500	NIT Champions
1997-98	Michigan (AC)	25-9	.735	11-5	.688	NCAA 2nd Round; Big 10 Tournament
10 Seasons at UM		233-98	.704	111-67	.624	8 NCAAAs, 10 Postseason Appearances
Year	School (Position)	Overall		Conference		Postseason; Championships
		W-L	Pct.	W-L	Pct.	
1999-00	SDSU (Asst. HC)	5-23	.179	0-14	.000	
2000-01	SDSU (Asst. HC)	14-14	.500	4-10	.286	
2001-02	SDSU (Asst. HC)	21-12	.636	7-7	.500	NCAA 1st round; MW Tournament
2002-03	SDSU (Asst. HC)	16-14	.533	6-8	.429	NIT second round
2003-04	SDSU (Asst. HC)	14-16	.467	5-9	.357	
2004-05	SDSU (Asst. HC)	11-18	.379	4-10	.286	
2005-06	SDSU (Asst. HC)	24-9	.727	13-3	.813	NCAA 1st Round; MW RS, Tournament
2006-07	SDSU (Asst. HC)	22-11	.667	10-6	.625	NIT 2nd Round
2007-08	SDSU (Asst. HC)	20-13	.606	9-7	.563	NIT 1st Round
2008-09	SDSU (Asst. HC)	26-10	.722	11-5	.688	NIT Semifinals
2009-10	SDSU (Asst. HC)	25-9	.735	11-5	.688	NCAA 1st Round; MW Tournament
2010-11	SDSU (Asst. HC)	34-3	.919	14-2	.875	NCAA Sweet 16; MW RS, Tournament
2011-12	SDSU (HCIW)	26-8	.765	10-4	.714	NCAA 2nd Round; MW RS
2012-13	SDSU (HCIW)	23-11	.676	9-7	.563	NCAA 3rd Round
2013-14	SDSU (HCIW)	31-5	.861	16-2	.889	NCAA Sweet 16; MW RS
2014-15	SDSU (HCIW)	27-9	.750	14-4	.778	NCAA 3rd Round; MW Co-RS
2015-16	SDSU (HCIW)	28-10	.737	16-2	.889	NIT Semifinals; MW RS
2016-17	SDSU (HCIW)	19-14	.576	9-9	.500	
2017-18	SDSU (HC)	22-11	.667	11-7	.611	NCAA 1st Round; MW Tournament
2018-19	SDSU (HC)	21-13	.617	11-7	.611	
2019-20	SDSU (HC)	30-2	.966	17-1	.944	MW Regular Season (postseason canceled)
2020-21	SDSU (HC)	18-4	.818	12-3	.800	
22nd Season at SDSU		477-239	.666	219-132	.624	9 NCAAAs, 14 Postseason Appearances
32nd Season Career Totals		Overall		Conference		Postseason
		W-L	Pct.	W-L	Pct.	
		710-337	.678	330-199	.624	17 NCAAAs, 24 Postseason Appearances

SEASON/CAREER HIGHS

Points

Season	15 vs. Wyoming (1/30/21)
Career	15 vs. Wyoming (1/30/21)

Rebounds

Season	13 vs. San Jose State (2/8/21)
Career	13 vs. San Jose State (2/8/21)

Assists

Season	3 at Air Force (1/24/21)
Career	3 at Air Force (1/24/21)

Field Goals

Season	6 vs. Wyoming (1/30/21)
Career	6 vs. Wyoming (1/30/21)

Field Goals Attempted

Season	9 vs. San Jose State (2/8/21)
Career	12 vs. Texas Southern (11/5/19)

Three-Point Field Goals

Season	3 vs. UC Irvine (11/27/20)
Career	3 vs. UC Irvine (11/27/20)

Three-Point FG Attempted

Season	5 vs. UC Irvine (11/27/20)
Career	7 vs. Texas Southern (11/5/19)

Free Throws

Season	3 vs. UC Irvine (11/27/20)
Career	3 vs. UC Irvine (11/27/20)
	3 vs. San Diego Christian (12/18/19)

Free Throws Attempted

Season	5 vs. Pepperdine (12/6/20)
Career	5 vs. Pepperdine (12/6/20)

Steals

Season	2 vs. Boise State (2/25/21)
Career	3 vs. Texas Southern (11/5/19)

Blocked Shots

Season	2 vs. Saint Mary's (12/22/20)
Career	2 vs. Saint Mary's (12/22/20)

Minutes Played

Season	21:32 vs. Wyoming (1/30/21)
Career	21:32 vs. Wyoming (1/30/21)



0 • KESHAD JOHNSON

FORWARD • 6-7 • 210 • SOPHOMORE - 1L
OAKLAND, CALIF. (SAN LEANDRO HIGH)

Rankings

- **MW** - No. 15 - Blocks (0.61/g)

Quick Hits

- Pronounced KEY-shawd
- A four-star prospect (ESPN) and one of the top-25 high school players in the state of California in his senior season.
- As a senior led his team with 14.4 points, 8.0 rebounds, 3.0 assists, 2.3 blocks, 1.9 steals with nine double doubles.
- As a junior at Envision Academy in Oakland, Calif., he averaged 24.0 points, 12.4 rebounds, 4.2 blocks, 3.4 assists and 2.8 steals while leading the team to the CIF Boys Basketball Division V playoffs.
- Entering the year was undefeated in his college career in games in which he has appeared (20-0).

Season Highlights

- Grabbed three rebounds, had two steals, a block and two points vs. No. 22/21 UCLA (11/25).
- Scored a career-best 14 pts, including 3 three-pt's vs. UC Irvine (11/27) to lead the team in scoring.
- Versus St. Katherine (12/2) equaled career-bests with four FGs and two assists, and set a season-high with five rebounds.
- Attempted a career-high five FTs vs. Pepperdine (12/6).
- Recorded the first multi-block game of his career (2) vs. Saint Mary's (12/22).
- Returned to action at Utah State (1/14) after missing the previous three games due to injury.
- Played a season-high 20 minutes at Utah State (1/16) & equaled his season-best w/5 rebounds.
- Pulled down a season-high 6 boards at Air Force (1/22).
- Grabbed a season-high 7 rebounds and posted a career-best 3 assists at Air Force (1/24).
- Scored a career-high 15 points on 6-of-8 shooting, including 2-of-2 from beyond the arc in a career-high 21:32 minutes vs. Wyoming (1/30).
- Established a new career-high w/ 13 rebounds vs. San Jose State (2/8), including career-bests in both offensive (6) and defensive boards (7).

Trending

- In his last six games he has averaged 5.8 pts, on 16-of-30 (.533) FG and 3-of-7 (.429) 3FG and 4.7 rebs in 15.5 mins per outing.
- In 18 games last season, played double digit minutes three times. This season, in 18 games, has done it 14 times, including the last 10 games in a row.
- Has increased his percentages on all shooting categories from freshman to sophomore year.
- Has 11 blocks in 18 games (252 total minutes) versus 1 block in 18 games (107 total minutes) in 2019-20.
- Has a block in 3 of the last four games and 5 in the last 8 games.
- Per 40 minutes played this season, is averaging 12.4 points, 11.3 rebounds, 2.5 assists & 1.7 blocks.
- In 18 games this season his output, compared to 18 games last season, are up in the following categories; points (78-to-34), assists (16-to-4), blocks (11-to-1) and rebounds (71-to-30).

2020-21 GAME-BY-GAME STATISTICS

Opponent	GS	MP	FG	3FG	FT	O-D-R	PF	TP	A	TO	S	B
UCLA	13	1-2	0-0	0-0	2-1-3	0	2	2	0	0	1	
UC Irvine	17	4-8	3-5	3-4	2-2-4	0	14	0	1	1	0	
St. Katherine	19	4-6	0-2	1-1	1-4-5	1	9	2	1	0	1	
Pepperdine	5	0-0	0-0	1-5	0-0-0	0	1	0	0	0	0	
at Arizona State	DNT											
BYU	9	0-2	0-0	0-0	2-0-2	0	0	0	0	0	0	
vs. Saint Mary's	13	0-0	0-0	1-2	0-4-4	3	1	1	1	1	2	
Colorado State	5	0-1	0-1	0-2	0-1-1	0	0	0	0	1	0	
Colorado State	INJ											
Nevada	INJ											
Nevada	INJ											
at Utah State	5	0-2	0-1	0-0	0-1-1	0	0	0	0	0	0	
at Utah State	20	0-0	0-0	2-4	1-4-5	1	2	1	1	0	1	
at Air Force	19	3-5	0-1	0-2	2-4-6	2	6	2	1	0	0	
at Air Force	17	0-2	0-0	2-2	2-5-7	1	2	3	2	1	1	
Wyoming	21	2-3	1-2	1-2	0-4-4	3	6	2	0	0	1	
Wyoming	22	6-8	2-2	1-1	1-4-5	1	15	2	0	0	0	
vs. New Mexico (Forfeit)												
vs. New Mexico (Forfeit)												
San Jose State	18	3-9	0-1	2-3	6-7-13	1	8	0	0	0	0	
San Jose State	16	1-3	0-0	1-2	0-1-1	0	3	0	2	0	1	
at Fresno State	11	0-2	0-1	0-0	0-5-5	2	0	0	0	0	1	
at Fresno State	12	3-4	0-1	1-2	1-1-2	0	7	0	0	0	1	
Boise State	14	1-1	0-0	0-1	2-1-3	0	2	1	1	2	0	
Boise State												
at UNLV												

MISCELLANEOUS STATS/SAN DIEGO STATE RECORD

Category	2020-21 Season		Career	
	Games	SDSU W/L	Games	SDSU W/L
Double-Figure Scoring	2	2-0	2	2-0
15-Point Games	1	1-0	1	1-0
Double-Figure Rebounding	1	1-0	2	2-0
Led SDSU in Scoring	0	0-0	0	0-0
Led SDSU in Rebounding	4	3-1	4	3-1
Led SDSU in Assists	0	0-0	0	0-0
Multiple Steals	1	1-0	3	3-0
One Turnover or Less	16	12-4	33	29-4

Consecutive Games	Current	Long
Consecutive Games Played	11	11*
Scoring A Point	2	7
One Turnover or Less	3	27

* - Denotes an active streak

JOHNSON CAREER STATISTICS

Year	G-GS	Min.-Avg.	FG-FGA	Pct.	3P-3PA	Pct.	FT-FTA	Pct.	OR	DR	Reb	Avg.	PF-D	AT	TO	BS	ST	Pts	Avg.
19-20	18-0	107-5.9	12-34	.353	4-18	.222	6-16	.375	12	18	30	1.7	12-0	4	8	1	5	34	1.9
20-21	18-0	252-14.0	28-58	.483	6-17	.353	16-33	.485	22	49	71	3.9	15-0	16	11	11	5	78	4.3
TOTAL	36-0	359-10.0	40-92	.435	10-35	.286	22-49	.449	34	67	101	2.8	27-0	20	19	12	10	112	3.1

SEASON/CAREER HIGHS

Points

Season 14 at Air Force (1/22/21)
Career 14 at Air Force (1/22/21)

Rebounds

Season 5 vs. Boise State (2/25/21)
5 vs. Saint Mary's (12/22/20)
Career 5 vs. Boise State (2/25/21)
5 vs. Saint Mary's (12/22/20)
5 vs. CS Dominguez Hills (12/12/18)

Assists

Season 5 vs. San Jose State (2/8/21)
5 at Air Force (1/22/21)
Career 5 vs. San Jose State (2/8/21)
5 at Air Force (1/22/21)

Field Goals

Season 5 at Air Force (1/22/21)
Career 5 at Air Force (1/22/21)

Field Goals Attempted

Season 8 vs. Wyoming (1/28/21)
Career 8 vs. Wyoming (1/28/21)

Three-Point Field Goals

Season 4 at Air Force (1/22/21)
4 vs. Colorado State (1/2/21)
Career 4 at Air Force (1/22/21)
4 vs. Colorado State (1/2/21)

Three-Point FG Attempted

Season 6 at Air Force (1/22/21)
6 vs. Colorado State (1/2/21)
Career 6 at Air Force (1/22/21)
6 vs. Colorado State (1/2/21)

Free Throws

Season 6 vs. Pepperdine (12/6/20)
Career 6 vs. Pepperdine (12/6/20)

Free Throws Attempted

Season 8 vs. Pepperdine (12/6/20)
Career 8 vs. Pepperdine (12/6/20)

Steals

Season 2 vs. Brigham Young (12/18/20)
2 vs. Pepperdine (12/6/20)
Career 2 vs. St. Katherine (12/2/20)
3 vs. Jackson State (11/27/18)

Blocked Shots

Season
Career 1 at New Mexico (2/5/19)
1 at San Jose State (2/2/19)

Minutes Played

Season 32:26 vs. Nevada (1/9/21)
Career 32:26 vs. Nevada (1/9/21)



2 • ADAM SEIKO

GUARD • 6-3 • 210 • JUNIOR - 2L
BOSTON, MASS. (SIERRA CANYON HIGH (CALIF.))

Rankings

- **SDSU SINGLE SEASON - No. 29 - Victories (27 in 2019-20)**

Quick Hits

- Pronounced SAY-co.
- One of the team's top on-ball defenders.
- Can play both point and shooting guard.
- After redshirting in 2017-18, has appeared in 61-of-64 games in the past two seasons.
- Entering 2020-21, 34-of-45 career buckets (75.5 percent) have been from distance and 87-of-105 shots (82.9 percent) have come from beyond the three-point line.
- Entering 2020-21 has averaged 1.2:1 assist-to-turnover ratio and 1.5 turnovers per 40 minutes played.

Season Highlights

- In the opener against No. 22/21 UCLA (11/25) recored the 57th game in his 62 game career with one turnover or less.
- Hit his first bucket of the season, a three, vs. UC Irvine (11/27).
- Snatched a season-high four rebounds vs. St. Katherine (12/2).
- In a season-high 19:44 vs. Pepperdine (12/6), set career-bests in FT (6) & FTA (8), scoring a season-high six points.
- Played a season-high 20:38 at Arizona State (12/10) & for the fifth time in five games grabbed multiple rebounds.
- Versus Brigham Young (12/18), knocked down multiple buckets (two 3-pts) for the first time this year.
- Had a season-high & career-equaling best five rebounds vs. Saint Mary's (12/22).
- Earned the first start of his career and scored a season-high 12 points vs. Colorado State (1/2) also recorded career-highs with 4 assists, 4 field goals, 4 three-point field goals & 6 three-point field goal attempts.
- In his second career start attempted a season and career-high equaling six shot attempts vs. Colorado State (1/4).
- Led the team in assists (2) at Utah State (1/14).
- Set career-highs with 14 pts and 5 assists at Air Force (1/22).
- Passed 100-career rebounds with 2 vs. Wyoming (1/30).
- Earned the seventh start of his career vs. San Jose State (2/8) where he equaled a career-best with five assists.
- Equaled a season & career-high with 5 rebounds vs. Boise State (2/25)

Trending

- In his last eight games played has shot 17-of-36 FGs (.472), including 12-of-27 (.444) from beyond the arc, and has averaged 6.3 pts, 1.9 assists, & 2.3 rebs.
- Started the 6 games from Jan. 2 to Jan. 16, the first 6 of his college career, and averaged 4.3 points and 1.7 assists.
- Has a 1.78:1 assist-to-turnover ratio in 2020-21, compared to 1.2:1 in his previous two seasons.
- For the season 77.4 percent (24-of-31) of his FGs are from the bonus distance and for his career 76.3 percent are threes (58-of-76).
- For his career has averaged 1.6 turnovers per 40 minutes played for his career (47 in 1,175 minutes).
- Has committed one turnover or less in 22 of the last 27 games and 45 of the last 51.
- Dating back to last season, has played double digit minutes in 25 straight appearances, the longest stretch of his career.

2020-21 GAME-BY-GAME STATISTICS

Opponent	GS	MP	FG	3FG	FT	O-D-R	PF	TP	A	TO	S	B
UCLA	17	0-1	0-1	0-0	0-3-3	1	0	1	0	0	0	0
UC Irvine	12	1-4	1-2	0-0	2-0-2	3	3	2	1	1	0	0
St. Katherine	16	0-4	0-3	0-0	0-4-4	0	0	1	1	2	0	0
Pepperdine	20	0-1	0-1	6-8	0-4-4	3	6	2	1	2	0	0
at Arizona State	21	1-2	0-1	0-0	1-2-3	0	2	1	0	0	0	0
BYU	16	2-3	2-3	0-0	0-1-1	1	6	0	0	2	0	0
vs. Saint Mary's	16	1-3	1-3	2-2	1-4-5	2	5	0	1	0	0	0
Colorado State	*	25	4-6	4-6	0-0	0-2-2	3	12	4	2	0	0
Colorado State	*	20	0-6	0-5	0-0	0-0-0	2	0	2	1	1	0
Nevada	*	22	1-2	1-2	0-0	0-2-2	0	3	1	2	0	0
Nevada	*	32	2-5	2-5	0-0	0-1-1	3	6	0	1	0	0
at Utah State	*	27	1-4	1-4	0-0	1-1-2	1	3	2	0	1	0
at Utah State	*	22	1-3	0-1	0-0	0-2-2	0	2	1	2	0	0
at Air Force		18	5-7	4-6	0-2	0-0-0	0	14	5	0	0	0
at Air Force		19	3-4	3-3	0-1	0-4-4	2	9	2	0	1	0
Wyoming		21	4-8	1-3	0-0	0-3-3	2	9	1	2	1	0
Wyoming		24	3-7	2-5	0-0	0-2-2	3	8	1	0	0	0
vs. New Mexico (Forfeit)												
vs. New Mexico (Forfeit)												
San Jose State	*	24	1-5	1-5	2-2	0-2-2	1	5	5	1	0	0
San Jose State												
at Fresno State		14	0-1	0-1	0-0	0-1-1	0	0	0	2	0	0
at Fresno State		15	1-1	1-1	0-0	0-1-1	1	3	0	1	0	0
Boise State		21	0-3	0-3	2-2	1-4-5	1	2	1	0	0	0
Boise State												
at UNLV												

MISCELLANEOUS STATS/SAN DIEGO STATE RECORD

	2020-21		Career	
	Games	SDSU W/L	Games	SDSU W/L
Double-Figure Scoring	2	1-1	3	2-1
15-Point Games	0	0-0	0	0-0
Led SDSU in Scoring	0	0-0	0	0-0
Led SDSU in Rebounding	0	0-0	0	0-0
Led SDSU in Assists	2	1-1	2	1-1
Multiple Steals	3	2-1	6	5-1
One Turnover or Less	16	14-2	72	56-16

Consecutive Games	Current	Long
Consecutive Games Played	25	25*
Scoring A Point	2	9
One Turnover or Less	2	22

* - Denotes an active streak

SEIKO CAREER STATISTICS

Year	G-GS	Min.-Avg.	FG-FGA	Pct.	3P-3PA	Pct.	FT-FTA	Pct.	OR	DR	Reb	Avg.	PF-D	AT	TO	BS	ST	Pts	Avg.
18-19	32-0	389-12.2	17-40	.425	14-33	.424	21-28	.750	3	28	31	1.0	27-0	20	19	1	9	69	2.2
19-20	29-0	359-12.4	28-65	.431	20-54	.370	7-9	.778	4	26	30	1.0	27-0	16	10	0	10	83	2.9
20-21	21-7	427-20.3	31-80	.388	24-64	.375	12-17	.706	6	43	49	2.3	29-0	32	18	0	11	98	4.7
TOTAL	82-7	1,175-14.3	76-185	.411	58-151	.384	40-54	.741	13	97	110	1.3	83-0	68	47	1	30	250	3.0

SEASON/CAREER HIGHS

Points
Season 19 vs. Colorado State (1/2/21)
Career 33 vs. Pepperdine (11/12/19)*

Rebounds
Season 5 vs. San Jose State (2/10/21)
5 vs. Nevada (1/9/21)
Career 6 vs. UC Irvine (2/22/20)*
6 vs. Calgate (11/24/19)*
6 at UC Irvine (3/9/19)*
6 vs. Hawai'i (1/6/18)*

Assists
Season 6 at Air Force (1/24/21)
Career 10 vs. UC Davis (2/1/18)*

Field Goals
Season 7 vs. Colorado State (1/2/21)
Career 11 at Green Bay (11/25/19)*
11 at Hawai'i (3/2/19)*
11 at UC Riverside (1/9/19)*
11 vs. Morgan State (12/29/18)*

Field Goals Attempted
Season 15 vs. Colorado State (1/2/21)
Career 23 at Auburn (11/25/19)*
23 at Utah Valley (3/19/19)*

Three-Point Field Goals
Season 5 at Air Force (1/24/21)
5 vs. Colorado State (1/2/21)
Career 7 vs. Fresno State (11/30/19)*
7 vs. Pepperdine (11/12/19)*
7 vs. Hawai'i (1/17/19)*

Three-Point FG Attempted
Season 9 at Air Force (1/24/21)
9 vs. Colorado State (1/2/21)
Career 14 vs. Fresno State (11/30/19)*
14 at Utah Valley (3/19/19)*

Free Throws
Season 2 at Utah State (1/16/21)
2 vs. UC Irvine (11/27/20)
2 vs. UCLA (11/25/20)
Career 8 vs. Cal Poly (1/11/20)*
8 at Portland (12/4/19)*
8 vs. Cal State Fullerton (2/16/19)*
8 vs. Cal Poly (2/2/19)*

Free Throws Attempted
Season 2 at Utah State (1/16/21)
2 vs. UC Irvine (11/27/20)
2 vs. UCLA (11/25/20)
Career 10 at Portland (12/4/19)*

Steals
Season 4 at Air Force (1/22/21)
4 vs. Colorado State (1/2/21)
Career 4 at Air Force (1/22/21)
4 vs. Colorado State (1/2/21)
4 at Portland (12/4/19)*
4 at San Diego (12/9/18)*

Blocked Shots
Season
Career

Minutes Played
Season 30:23 vs. Colorado State (1/4/21)
Career 43 vs. UC Davis (2/23/19)*
43 at Cal Poly (1/12/19)*
43 vs. Yale (1/5/19)*

*at CSUN



3 • TERRELL GOMEZ

GUARD • 5-8 • 165 • SENIOR - TR

LOS ANGELES, CALIF. (MIDDLEBROOKS ACADEMY/CSUN)

2019-20 first-team All-Big West, 2018-19 first-team All-Big West, 2017-18 Big West Freshman of the Year

Rankings

- MW - No. 8 - Three-Point FGM (2.09/g)
NCAA - No. 125 - Three-Point Field Goals (46); No. 205 - Three-Point Field Goals per game (2.09); No. 316 - Three-Point Field Goal Attempts (98)

Quick Hits

- Pronounced TUH-rell (like former NFL player Terrell Davis, NOT Terrell Owens)
A starter in all 96 career games entering the 2020-21 season.
Led the nation in free throw percentage (.948) in 2019-20.
Begins 2020-21, 363 points from 2,000 for his college career.
One of the premier scorers in the nation.

Season Highlights

- In the 97th game of his collegiate career, picked up first win vs. a ranked team (No. 22/21 UCLA) & it was also the first time in college he was not a starter.
Versus UCLA (11/25) reached double figure scoring for the 64th time in the last 67 games.
Knocked down 2 three-pts vs. UC Irvine (11/27) & has multiple threes in 83-of-98 career games.
Made his first start as an Aztec vs. St. Katherine (12/2).
Scored a season-high 13 points vs. St. Katherine (12/2), where he also had season-bests in FGs (5), 3FGs (3) and rebounds (3).
Appeared in the 100th game of his college career vs. Pepperdine (12/6), where he led the team in assists (3).
Led the team with four assists at Arizona State (12/10).
Equaled season-high with 13 pts (5-of-6 FG & 3-of-4 3FG) vs. Saint Mary's (12/22) and led team in assists for third time this season.
Recorded a season-best 19 points (7-of-15 FG & 5-of-9 3FG, all season highs) in 29:50 vs. Colorado State (1/2).
Has back-to-back double digit scoring nights (13 vs. Saint Mary's & 19 vs. Colorado State) for the first time as an Aztec.
Let team in assists in both games of the Nevada series (1/7 & 1/9).
Led the team in assists at Utah State (1/14).
16 pts at Utah State (1/16) led the team & his 5 FGs & 4 3FGs led all scorers.
His 5 3-pts at Air Force (1/24) equals a season best.
In his third straight start, and the 100th of his career, went 5-of-7 (.714) FG & 4-4 (1.000) 3FG vs. Wyoming (1/28).
Reached double digit scoring vs. SJSU (2/10), and the 9th time this season.
Was a perfect 3-of-3 from distance at Fresno State (2/20) and reached double figure scoring for the 10th time in 21 games this season.
Going 4-of-4 FG & 2-of-2 3FG vs. Boise State (2/25) marked the first time in his collegiate career (118 games) he was perfect from either the floor or the bonus distance in a game.

Trending

- Since the start of the 1996-97 season, is the second player in college basketball to have made at least 300 treys, shot at least .437 from the bonus distance and done so in less than 100 games (John Jenkins, Vanderbilt).
Is one of six players since the start of the 1996-97 season to have a FT percentage of at least .890, to have hit 330 threes and scored at least 1,824 points in his college career.
Ranks No. 3 among active players with 339 three pointers (352 - Jhivvan Jackson, UTSA, 342 - Jordan Bohannon).
Has appeared in every game of his college career (118) and started in 89.8 percent of them (106).
Has appeared in the scoring column in 115-of-118 career games (97.5 percent) and has achieved double figures 92 times (.800 percent of games in which he has scored).
Among active players, his 1,824-career points rank 13th overall and his .890 free throw percentage is No. 6 in the nation.
Has scored in double figures in 11-of-22 games this year, including in two of the last three games.
55.7 percent (339-of-609) of his career field goals have come from the bonus distance, the highest percentage of any active player with at least 300 made three-pointers and 600 made field goals.
Is one of 7 active players in Division I to have scored at least 1,800 points and have had at least 330 assists (others Colbey Ross, Pepperdine - 2,131 pts/804 assts; Justin Turner, Bowling Green - 2,023 pts/352 assts; Antoine Davis, Detroit Mercy - 2,024 pts/341 assts; Keaton Wallace, UTSA - 1,964 pts/339 assts; Matt Lewis, James Madison - 1,928 pts/341 assts; Carluk Jones, Louisville - 1,827 pts/541 assts).

2020-21 GAME-BY-GAME STATISTICS

Table with 15 columns: Opponent, GS, MP, FG, 3FG, FT, O-D-R, PF, TP, A, TO, S, B. Rows include UCLA, UC Irvine, St. Katherine, Pepperdine, Arizona State, BYU, Saint Mary's, Colorado State, Nevada, Utah State, Air Force, Fresno State, Boise State, and UNLV.

MISCELLANEOUS STATS/CSUN & SAN DIEGO STATE RECORD

Table with 5 columns: Category, 2020-21 Season Games, SDSU W/L, Career Games CSUN & SDSU W/L. Rows include Double-Figure Scoring, 15-Point Games, Led Team in Scoring, Led Team in Rebounding, Led Team in Assists, Multiple Steals, One Turnover or Less, Consecutive Games, Scoring A Point, One Turnover or Less.

* - Denotes an active streak

GOMEZ CAREER STATISTICS

Table with 20 columns: Year, G-GS, Min.-Avg., FG-FGA, Pct., 3P-3PA, Pct., FT-FTA, Pct., OR, DR, Reb, Avg., PF-D, AT, TO, BS, ST, Pts, Avg. Rows include 17-18*, 18-19*, 19-20*, 20-21, and TOTAL.

* - at CSUN

SEASON/CAREER HIGHS

Points	
Season	18 vs. Boise State (2/25/21) 18 at Fresno State (2/18/21)
Career	18 vs. Boise State (2/25/21) 18 at Fresno State (2/18/21) 18 at UNLV (1/26/20)

Rebounds	
Season	5 vs. San Jose State (2/10/21) 5 at Air Force (1/22/21) 5 at Utah State (1/14/21) 5 vs. Colorado State (1/2/21)
Career	5 vs. San Jose State (2/10/21) 5 at Air Force (1/22/21) 5 at Utah State (1/14/21) 5 vs. Colorado State (1/2/21) 5 at Nevada (2/29/20) 5 vs. Cal Poly (12/28/19)

Assists	
Season	6 at Air Force (1/22/21) 6 vs. Colorado State (1/2/21) 6 vs. UCLA (1/25/20)
Career	7 vs. LIU (11/22/19)

Field Goals	
Season	8 at Fresno State (2/18/21)
Career	8 at Fresno State (2/18/21)

Field Goals Attempted	
Season	14 vs. Boise State (2/25/21) 14 at Fresno State (2/18/21)
Career	14 vs. Boise State (2/25/21) 14 at Fresno State (2/18/21)

Three-Point Field Goals	
Season	2 vs. Boise State (2/25/21) 2 at Fresno State (2/18/21)
Career	2 vs. Boise State (2/25/21) 2 at Fresno State (2/18/21) 2 at UNLV (1/26/20)

Three-Point FG Attempted	
Season	3 at Fresno State (2/18/21) 3 at Utah State (1/16/21) 3 vs. Nevada (1/9/21)
Career	3 at Fresno State (2/18/21) 3 at Utah State (1/16/21) 3 vs. Nevada (1/9/21) 3 at New Mexico (1/29/20)

Free Throws	
Season	4 at Fresno State (2/20/21)
Career	4 at Fresno State (2/20/21) 4 at UNLV (1/26/20)

Free Throws Attempted	
Season	5 at Fresno State (2/20/21)
Career	6 at UNLV (1/26/20)

Steals	
Season	4 vs. St. Katherine (12/2/20)
Career	4 vs. St. Katherine (12/2/20)

Blocked Shots	
Season	1 vs. Boise State (1/11/20)
Career	1 vs. San Diego Christian (12/18/19)

Minutes Played	
Season	34:33 vs. Colorado State (1/2/21)
Career	34:33 vs. Colorado State (1/2/21)



4 • TREY PULLIAM

GUARD • 6-3 • 180 • SENIOR - 11
BRYAN, TEXAS (CONSOLIDATED HIGH/NAVARRO COLLEGE63)

Rankings

- **MW** - No. 3 - Assist-to-Turnover Ratio (2.00:1); No. 8 - Assists (3.18/g)
- **NCAA** - No. 104 - Assist-to-Turnover Ratio (2.00:1); No. 220 - Assists (70); No. 258 - Steals (26); No. 310 - Assists per Game (3.2)
- **SDSU SINGLE SEASON** - No. 11 - Victories (30 in 2019-20)

Quick Hits

- Can play both point and shooting guard and score from all three levels.
- Last year, averaged 4.3 assists per 40 minutes played and was at a 2.1 assists-to-turnover ratio.
- Competed at Navarro College (Corsicana, Texas) for two seasons where he averaged 11.6 points, 4.9 assists and 3.6 rebounds in 58 games.
- Reached the NJCAA Division I Region XIV championship game in 2018-19.
- Finished Navarro College career ranked second in assists (283), fifth in steals (101) and 11th in scoring (671).

Season Highlights

- In his first major college start, vs. No. 22/21 UCLA (11/25) scored eight points, had six assists, four rebounds.
- Reached a season-high 9 pts vs. UC Irvine (11/27) and 7 assists through 2 gms leads the team.
- Had four steals, a season-high, vs. St. Katherine (12/2), which matches the most in a game among MW performers.
- Played a career-high 28:28 vs. Pepperdine (12/6) & led the team in assists for the third time in four games.
- Set season & career-highs in FGAs (8) & minutes (29:14) at Arizona State (12/10).
- Equaled a season-high w/ 6 assists vs. Colorado State (1/2) in a career-high 34:33 played.
- Led the team with five assists vs. Colorado State (1/4), the sixth time in nine games this season.
- Reached double figures (10 pts) vs. Nevada (1/7); it was the second time in his major college career he has scored at least 10 pts in a game.
- **Scored the game winning bucket, a runner off the glass vs. Nevada (1/9), as time expired. It was the first buzzer beater for the Aztecs in Viejas Arena.**
- Equaled his career-high w/ 5 rebounds at Utah State (1/14).
- Attempted a career-high 10 shots at Utah State (1/16).
- Equaled a season and career-high with 5 rebounds at Air Force (1/22).
- Matched his season-high w/ 10 pts vs. San Jose State (2/8) while hitting season-bests of 4 FGs & 2 FTs.
- Equaled a career-best with 5 rebs vs. San Jose State (2/10).
- Matched his career-high w/ 18 pts at Fresno State (2/18) where he also set career-bests in FGs (8), FGAs (14), 3FGs (2), & 3FGAs (3).
- Equaled a career and season-best w/ 18 pts on 7-of-14 FGs vs. Boise State (2/25).

Trending

- **In the last five games has three double digit scoring efforts and has averaged 11.6 pts (23-of-53 - 43.4%, 4-of-10 3FG - 40.0% & 8-of-9 FT - 88.9%), 3.4 rebs, 3.4 assists, 2.0 steals.**
- **For his career (54 games) has a 2.1:1 assist-to-turnover ratio.**
- His 32 points over the first five games of the year is the highest five-game output of his major college career.
- In 18-of-22 games this year has notched multiple assists.
- **Only seven times, in his major college career (54 games), has he had more turnovers than assists.**
- Passed rebounds 100 for his major college career at Air Force on 1/22.
- Has started every game this season (22), after coming off the bench in every game last year (32).

2020-21 GAME-BY-GAME STATISTICS

Opponent	GS	MP	FG	3FG	FT	O-D-R	PF	TP	A	TO	S	B
UCLA	*	28	3-6	1-2	1-2	2-2-4	2	8	6	2	0	0
UC Irvine	*	22	4-6	1-2	0-1	0-2-2	0	9	1	0	0	0
St. Katherine	*	20	3-6	0-1	0-0	0-1-1	0	6	4	0	4	0
Pepperdine	*	28	0-3	0-1	2-3	0-3-3	1	2	3	3	1	0
at Arizona State	*	29	3-8	1-2	0-0	0-1-1	4	7	2	1	1	0
BYU	*	31	1-9	0-2	1-2	1-3-4	3	3	5	3	1	0
vs. Saint Mary's	*	20	3-5	0-1	1-2	0-2-2	3	7	0	0	0	0
Colorado State	*	35	0-4	0-1	2-3	0-5-5	4	2	6	1	1	0
Colorado State	*	29	2-5	0-0	0-0	1-2-3	0	4	5	1	0	0
Nevada	*	31	4-9	0-2	2-2	0-3-3	1	10	1	0	0	0
Nevada	*	23	3-6	1-3	0-0	0-2-2	3	7	3	3	1	0
at Utah State	*	27	1-6	1-2	2-2	0-5-5	1	5	2	1	2	0
at Utah State	*	29	3-10	1-3	0-0	1-3-4	4	7	2	1	0	0
at Air Force	*	22	0-2	0-1	0-0	2-3-5	0	6	1	2	0	0
at Air Force	*	25	3-5	0-1	0-0	1-3-4	2	6	1	2	0	0
Wyoming	*	19	1-3	0-1	0-0	1-1-2	1	2	3	1	2	0
Wyoming	*	20	2-4	0-2	0-0	0-2-2	3	4	3	4	1	0
vs. New Mexico (Forfeit)												
vs. New Mexico (Forfeit)												
San Jose State	*	23	4-8	0-1	2-2	0-3-3	1	10	5	1	2	0
San Jose State	*	22	2-9	0-2	0-0	1-4-5	2	4	5	1	3	0
at Fresno State	*	30	8-14	2-3	0-0	1-1-2	2	18	3	2	2	0
at Fresno State	*	26	2-8	0-2	4-5	0-3-3	3	8	2	2	1	0
Boise State	*	33	7-14	2-2	2-2	1-3-4	1	18	2	5	2	0
Boise State												
at UNLV												

MISCELLANEOUS STATS/SAN DIEGO STATE RECORD

Category	2020-21 Season		Career	
	Games	SDSU W/L	Games	SDSU W/L
Double-Figure Scoring	4	4-0	5	5-0
15-Point Games	2	2-0	3	3-0
Led SDSU in Scoring	0	0-0	0	0-0
Led SDSU in Rebounding	1	0-1	1	0-1
Led SDSU in Assists	14	10-4	14	10-4
Multiple Steals	8	7-1	9	8-1
One Turnover or Less	13	10-3	38	33-5

Consecutive Games	Current	Long
Consecutive Games Played	54	54*
Scoring A Point	8	18
One Turnover or Less	-	8

* - Denotes an active streak

PULLIAM CAREER STATISTICS

Year	G-GS	Min.-Avg.	FG-FGA	Pct.	3P-3PA	Pct.	FT-FTA	Pct.	OR	DR	Reb	Avg.	PF-D	AT	TO	BS	ST	Pts	Avg.
19-20	32-0	561-17.5	43-98	.439	7-21	.333	14-22	.636	12	48	60	1.9	42-1	60	28	2	19	107	3.3
20-21	22-22	572-26.0	59-150	.393	10-37	.270	19-26	.731	12	57	69	3.1	41-0	70	35	0	26	147	6.7
TOTAL	54-22	1,133-21.0	102-248	.411	17-58	.293	33-48	.688	24	105	129	2.4	83-1	130	63	2	45	254	4.7

SEASON/CAREER HIGHS

Points

Season 13 vs. Wyoming (1/28/21)
13 at Utah State (1/16/21)

Rebounds

Season 5 vs. San Jose State (2/10/21)
5 vs. San Jose State (2/8/21)
5 vs. San Jose State (2/8/21)

Assists

Season 6 vs. Wyoming (1/28/21)

Field Goals

Season 6 at Utah State (1/16/21)

Field Goals Attempted

Season 9 vs. San Jose State (2/8/21)
9 vs. Wyoming (1/28/21)

Three-Point Field Goals

Season 1 vs. San Jose State (2/10/21)
1 vs. Wyoming (1/30/21)
1 vs. Wyoming (1/28/21)
1 at Air Force (1/22/21)
1 vs. Nevada (1/7/21)
1 vs. UC Irvine (11/27/20)

Three-Point FG Attempted

Season 5 vs. San Jose State (2/8/21)

Free Throws

Season 4 at Fresno State (2/20/21)
4 vs. San Jose State (2/10/21)
4 vs. Wyoming (1/30/21)
4 vs. St. Katherine (12/2/20)

Free Throws Attempted

Season 7 at Fresno State (2/20/21)

Steals

Season 5 at Utah State (1/16/21)

Blocked Shots

Season 1 vs. Pepperdine (12/6/20)

Minutes Played

Season 25:38 at Air Force (1/22/21)



5 • LAMONT BUTLER

GUARD • 6-2 • 200 • FRESHMAN - HS
MORENO VALLEY, CALIF. (RIVERSIDE POLY HIGH)

Quick Hits

- Rated a four-star recruit by ESPN and three-star talent by Rivals.com and 247Sports.com.
- Named one of the class of 2020's top-50 point guards nationally by ESPN (No. 30).
- Compiled 91 wins in his high school career, culminating in a 27-7 record in 2019-20 including going 12-0 in Ivy League play and winning the conference championship.
- Named Ivy League Most Valuable Player as a senior, as well as a second-team Cal-Hi Sports All-State performer.
- A four-time All-Ivy League and All-State performer and three-time all-county and All-CIF selection, following his sophomore, junior and senior seasons.
- Twice, following his sophomore and senior seasons, reached the CIF Championship game.
- Earned Riverside Kiwanis Tournament MVP as a sophomore, junior and senior.
- Passed NBA Hall of Famer Reggie Miller as Poly's all-time leading scorer with more than 1,800-career points, shooting .432 (642-of-1,485) from the floor, with 559 assists and 271 steals.

Season Highlights

- Made his collegiate debut vs. No. 22/21 UCLA (11/25) playing 2:06 minutes.
- Scored first bucket of his career, a 3-pointer, finished with five points and dished out his first assist vs. UC Irvine (11/27).
- Knocked down all four FT shots en route to a season-high six points and snatched the first three rebounds of his college career.
- Against Pepperdine (12/6) had the first block of his career.
- Recorded two assists at Arizona State (12/10), the first multi-assist game of his career.
- Established career-bests at Utah State (1/16) with 13 points, 6 FG, 8 FGA. 5 steals & 25 minutes.
- Earned the first start of his college career at Air Force (1/22) and dished out a season-best five assists.
- Against Wyoming (1/28) matched his career-high with 13 points and set a career-best with 6 assists.
- Scored 11 pts on 3-of-4 FG & 4-of-6 FT and dished out four assists vs. Wyoming (1/30).
- Established a new career-best w/ 5 rebounds vs. San Jose State (2/8).
- Equaled season-bests in rebounds (5), 3ptrs (1) & FTs (4) vs. San Jose State (2/10).

Trending

- Is the only freshman to appear in all 22 games this year and earned his first two starts at Air Force (1/22 & 1/24).
- Has one or fewer turnovers in 16-of-22 games this season.
- Over the first 12 games, played double-digit minutes 4 times & in the last 10 games has double-digit minute in each.
- Is averaging 13.8 points, 5.5 rebounds, 4.7 assists and 2.8 steals per 40 minutes played.
- Butler's 13 pts at Utah State (1/16) are the most by a San Diego State true freshman since Matt Mitchell score 17 points at Air Force on Feb. 21, 2018 and is one of three freshman, nationally, to reach those statistics in a game this year.
- Had a five-game streak of one turnover or less snapped vs. Brigham Young (12/18).
- Combine his 13 pts & 5 steals at Utah State (1/16) and he is just the three San Diego State true freshman to have at least that many point and steals in a game since the start of the 1996-97 season (Kyle Spain & Richie Williams in 2005-06).
- Is the first Aztec true freshman to start back-to-back games since Nathan Mensah on Match 15 & 16 in 2018-19 (45 games) and is just the third freshman in the last four seasons to start a game for SDSU (Matt Mitchell & Nathan Mensah).
- Is the only player to compile at least 13 points & 5 five rebounds off the bench (at Utah State on 1/16) for SDSU, regardless of class, in the last 25 years.
- Has 4 double digit scoring efforts in the last 10 games, including back-to-back vs. Wyoming. In those 10 games is averaging 7.5 pts, 3.1 rebs, 2.7 assists & 1.5 steals.
- Has at least 1 assist in the last 10 games, the longest streak of his college career.

2020-21 GAME-BY-GAME STATISTICS

Opponent	GS	MP	FG	3FG	FT	O-D-R	PF	TP	A	TO	S	B
UCLA	2	0-0	0-0	0-0	0-0	1	0	0	0	0	0	0
UC Irvine	16	2-5	1-2	0-0	0-0	2	5	1	1	1	0	0
St. Katherine	14	1-1	0-0	4-4	1-2	3	6	1	0	1	0	0
Pepperdine	2	0-0	0-0	0-0	0-0	1	0	0	1	0	1	0
at Arizona State	12	1-4	0-1	0-0	0-3	0	2	2	1	1	0	0
BYU	5	0-1	0-0	0-0	0-0	0	0	1	2	0	0	0
vs. Saint Mary's	9	1-2	0-1	0-0	0-0	3	2	0	1	1	1	0
Colorado State	2	0-0	0-0	0-0	0-0	0	0	0	0	0	0	0
Colorado State	13	2-5	0-1	0-0	0-1	4	4	1	1	1	0	0
Nevada	9	1-2	1-1	0-0	0-1	1	3	0	1	0	0	0
Nevada	6	0-0	0-0	0-0	0-0	2	0	0	1	0	0	0
at Utah State	3	0-0	0-0	0-0	0-0	1	0	0	2	0	0	0
at Utah State	25	6-8	0-1	1-2	0-2	0	13	1	3	5	0	0
at Air Force	*	26	2-6	1-2	2-2	4	7	5	6	3	0	0
at Air Force	*	16	1-3	0-1	0-0	0-3	2	2	1	0	0	0
Wyoming	21	5-9	1-2	2-4	0-4	3	13	6	4	1	0	0
Wyoming	19	3-4	1-2	4-6	0-2	5	11	4	1	1	0	0
vs. New Mexico (Forfeit)												
vs. New Mexico (Forfeit)												
San Jose State	20	1-9	0-5	1-2	0-5	2	3	2	1	1	0	0
San Jose State	16	3-5	1-2	4-4	0-5	3	11	2	0	2	0	0
at Fresno State	14	2-3	0-0	1-4	0-2	2	5	3	0	0	0	0
at Fresno State	18	1-3	0-0	4-7	0-1	1	3	6	2	1	2	0
Boise State	15	0-5	0-2	2-2	0-3	0	4	1	2	0	0	0
Boise State												
at UNLV												

MISCELLANEOUS STATS/SDSU RECORD

Category	2020-21 Season		Career	
	Games	SDSU W/L	Games	SDSU W/L
Double-Figure Scoring	4	3-1	4	3-1
Lead team in Scoring	0	0-0	0	0-0
Lead team in Rebounding	0	0-0	0	0-0
Lead team in Assists	4	4-0	4	4-0
Multiple Three-Pointers	0	0-0	0	0-0
One Turnover or Less	16	15-1	16	15-1
Consecutive Games Played	22	22*		
Scoring A Point	10	10*		
One Turnover or Less	-	5		

* - Denotes an active streak

BUTLER CAREER STATISTICS

Year	G-GS	Min.-Avg.	FG-FGA	Pct.	3P-3PA	Pct.	FT-FTA	Pct.	OR	DR	Reb	Avg.	PF-D	AT	TO	BS	ST	Pts	Avg.
20-21	22-2	282-12.8	33-75	.440	6-23	.261	25-37	.676	3	36	39	1.8	42-1	33	29	1	20	97	4.4

SEASON/CAREER HIGHS

Points

Season 13 at Air Force (1/22/21)

Rebounds

Season 1 at Air Force (1/22/21)
1 vs. St. Katherine (12/2/20)

Assists

Season 2 at Air Force (1/22/21)

Field Goals

Season 5 at Air Force (1/22/21)

Field Goals Attempted

Season 9 at Air Force (1/22/21)
9 vs. St. Katherine (12/2/20)

Three-Point Field Goals

Season 4 vs. St. Katherine (12/2/20)

Three-Point FG Attempted

Season 8 vs. St. Katherine (12/2/20)

Free Throws

Season

Free Throws Attempted

Season

Steals

Season 2 at Air Force (1/24/21)

Blocked Shots

Season

Minutes Played

Season 16:27 vs. St. Katherine (12/2/20)



10 • KEITH DINWIDDIE JR.

GUARD • 6-0 • 185 • FRESHMAN - HS
LOS ANGELES, CALIF. (FAIRFAX SENIOR HIGH)

Quick Hits

- Named a three-star recruit and one of the class of 2020's top-50 shooting guards nationally (No. 47) by Rivals.com.
- Following the 2019-20 season, he earned Western League Most Valuable Player honors as well as co-Player of the Year for both the All-City Open Division & All-CIF LA City Section.
- In two varsity seasons, as a junior and senior, his team went 53-8 overall, including 22-0 in Western League action which resulted in back-to-back league championships.
- As a junior, led his team to the Los Angeles City Section Open Division championship, the No. 5 ranking in the state and No. 22 in the nation.

Season Highlights

- Made his college debut vs. UC Irvine (11/27) & after settling in knocked down 3 threes in just over a minute.
- Against St. Katherine (12/2) drained four 3-pointers for a season-best 12 points & pulled down his first rebound.
- Scored a season-high 13 pts (hoisting 9 shots in 13 minutes) and recorded the first two assists of his career at Air Force (1/22).

Trending

- Made multiple threes in 3-of-4 games this year in which he has attempted at least one trey.
- Returned to action at Air Force (1/22) after missing 6 games due to injury.
- Went 6-of-12 shots, including 3-of-7 from the bonus distance in 18 minutes in two games at Air Force.
- Is averaging 0.5 shots per minute played this season, which leads the team.

2020-21 GAME-BY-GAME STATISTICS

Opponent	GS	MP	FG	3FG	FT	O-D-R	PF	TP	A	TO	S	B
UCLA	DNP											
UC Irvine	4	2-4	2-3	0-0	0-0-0	0	6	0	0	0	0	0
St. Katherine	16	4-9	4-8	0-0	0-1-1	1	12	0	1	0	0	0
Pepperdine	DNP											
at Arizona State	DNP											
BYU	DNP											
vs. Saint Mary's	2	0-0	0-0	0-0	0-0-0	0	0	0	0	0	0	0
Colorado State	INJ											
Colorado State	INJ											
Nevada	INJ											
Nevada	INJ											
at Utah State	DNP											
at Utah State	DNP											
at Air Force	13	5-9	3-6	0-0	1-0-1	0	13	2	0	0	0	0
at Air Force	5	1-3	0-1	0-0	0-0-0	0	2	1	0	2	0	0
Wyoming	INJ											
Wyoming	INJ											
vs. New Mexico (Forfeit)												
vs. New Mexico (Forfeit)												
San Jose State	INJ											
San Jose State	3	0-3	0-3	0-0	0-0-0	0	0	0	0	0	0	0
at Fresno State	DNP											
at Fresno State	DNP											
Boise State	DNP											
Boise State	DNP											
at UNLV												

MISCELLANEOUS STATS/SDSU RECORD

Category	2020-21 Season Games	SDSU W/L	Career Games	SDSU W/L
Double-Figure Scoring	2	2-0	2	2-0
Led team in Scoring	0	0-0	0	0-0
Led team in Rebounding	0	0-0	0	0-0
Led team in Assists	0	0-0	0	0-0
Multiple Three-Pointers	2	2-0	2	2-0
One Turnover or Less	5	5-0	5	5-0
Consecutive Games	Current	Long		
Consecutive Games Played	-	2		
Scoring A Point	-	2		
One Turnover or Less	6	6*		

* - Denotes an active streak

DINWIDDIE JR. CAREER STATISTICS

Year	G-GS	Min.-Avg.	FG-FGA	Pct.	3P-3PA	Pct.	FT-FTA	Pct.	OR	DR	Reb	Avg.	PF-D	AT	TO	BS	ST	Pts	Avg.
20-21	6-0	43-7.2	12-28	.429	9-21	.429	0-0	.000	1	1	2	0.3	1-0	3	1	0	2	33	5.5

SEASON/CAREER HIGHS

Points

Season 3 at Air Force (1/22/21)

Rebounds

Season 2 at Air Force (1/22/21)

Assists

Season 1 vs. Wyoming (1/30/21)

Field Goals

Season 1 vs. Wyoming (1/30/21)
1 at Air Force (1/22/21)
1 vs. St. Katherine (12/2/20)

Field Goals Attempted

Season 5 vs. San Jose State (2/8/21)

Three-Point Field Goals

Season 1 at Air Force (1/22/21)

Three-Point FG Attempted

Season 3 vs. San Jose State (2/8/21)

Free Throws

Season 1 vs. San Jose State (2/8/21)

Free Throws Attempted

Season 2 vs. San Jose State (2/8/21)

Steals

Season 2 vs. San Jose State (2/8/21)

Blocked Shots

Season

Minutes Played

Season 9:00 at Air Force (1/22/21)



12 • CHE EVANS

FORWARD • 6-5 • 210 • FRESHMAN - HS
PHILADELPHIA, PA. (NEUMANN-GORETTI HIGH)

Quick Hits

- Pronounced shay.
- A four-star recruit by ESPN and Scout.com, and three-star talent by Rivals.com and 247Sports.com
- Named one of the class of 2020's top-50 small forwards nationally by ESPN (No. 45), Rivals.com (No. 49) and 247Sports.com (No. 38).
- As a senior was a member of the Neumann-Goretti team which posted a 24-4 record, 14-2 in conference play and won the Philadelphia Catholic League championship.
- As a junior, while attending Dulaney High School in Baltimore, Md., averaged 20.5 points, eight rebounds and six assists per game and led the team to the Class 4A North Region championship.

Season Highlights

- Made his college debut vs. UC Irvine (11/27) playing 2+ minutes.
- Played a season-high five minutes, score his first points & grabbed his first rebound vs. St. Katherine (12/2).
- Picked up his first career assists vs. Saint Mary's (12/22).
- Knocked down the first 3-pt of his career and set career-highs with two rebounds and three points in a season-high 9 minutes.
- Hit the third FG of his career vs. Wyoming (1/30).
- Attempted a season-high five shots vs. San Jose State (2/8) where he also grabbed the first offensive rebound and the first two steals of his career.

Trending

- Including the San Jose State game (2/10), has appeared in six consecutive games, the longest stretch of his career and has averaged 5.2 minutes in that time frame.

2020-21 GAME-BY-GAME STATISTICS

Opponent	GS	MP	FG	3FG	FT	O-D-R	PF	TP	A	TO	S	B
UCLA		DNP										
UC Irvine	3	0-1	0-1	0-0	0-0-0	1	0	0	0	0	0	0
St. Katherine	5	1-3	0-1	0-0	0-1-1	0	2	0	0	0	0	0
Pepperdine		DNP										
at Arizona State		DNT										
BYU		DNP										
vs. Saint Mary's	1	0-0	0-0	0-0	0-0-0	0	0	1	1	0	0	0
Colorado State		DNP										
Colorado State		DNP										
Nevada		DNP										
Nevada		DNP										
at Utah State		DNP										
at Utah State		DNP										
at Air Force	9	1-1	1-1	0-0	0-2-2	0	3	0	2	0	0	0
at Air Force	4	0-1	0-0	0-0	0-0-0	0	0	0	0	0	0	0
Wyoming	6	0-0	0-0	0-0	0-0-0	2	0	0	0	0	0	0
Wyoming	2	1-2	0-1	0-0	0-1-1	0	2	1	0	0	0	0
vs. New Mexico (Forfeit)												
vs. New Mexico (Forfeit)												
San Jose State	7	0-5	0-3	1-2	1-0-1	1	1	0	0	2	0	0
San Jose State	3	0-3	0-1	0-0	0-0-0	1	0	0	0	1	0	0
at Fresno State		DNP										
at Fresno State		DNP										
Boise State		DNP										
Boise State		DNP										
at UNLV												

MISCELLANEOUS STATS/SAN DIEGO STATE RECORD

Category	2020-21		Career	
	Games	SDSU W/L	Games	SDSU W/L
Double-Figure Scoring	0	0-0	0	0-0
15-Point Games	0	0-0	0	0-0
Lead SDSU in Scoring	0	0-0	0	0-0
Lead SDSU in Rebounding	0	0-0	0	0-0
Lead SDSU in Assists	0	0-0	0	0-0
Multiple Steals	1	1-0	1	1-0
One Turnover or Less	8	8-0	8	8-0
Consecutive Games	Current	Long		
Consecutive Games Played	-	6*		
Without Fouling Out	9	9*		
Scoring A Point	-	2		
One Turnover or Less	5	5*		

* - Denotes an active streak

EVANS CAREER STATISTICS

Year	G-GS	Min.-Avg.	FG-FGA	Pct.	3P-3PA	Pct.	FT-FTA	Pct.	OR	DR	Reb	Avg.	PF-D	AT	TO	BS	ST	Pts	Avg.
20-21	9-0	41-4.6	3-16	.188	1-8	.125	1-2	.500	1	4	5	0.6	5-0	2	3	0	3	8	0.9

SEASON/CAREER HIGHS

Points

Season 6 vs. Wyoming (1/30/21)

Rebounds

Season 2 at Air Force (1/24/21)

Assists

Season

Field Goals

Season 2 vs. Wyoming (1/30/21)
2 at Air Force (1/24/21)

Field Goals Attempted

Season 3 at Air Force (1/24/21)

Three-Point Field Goals

Season

Three-Point FG Attempted

Season

Free Throws

Season 2 vs. Wyoming (1/30/21)

Free Throws Attempted

Season 2 vs. Wyoming (1/30/21)
2 at Air Force (1/24/21)

Steals

Season

Blocked Shots

Season

Minutes Played

Season 3:44 vs. St. Katherine (12/2/20)



14 • CADE ALGER

FORWARD • 6-9 • 190 • REDSHIRT FRESHMAN - TR
RIPON, CALIF. (RIPON CHRISTIAN HIGH/SEATTLE U)

Quick Hits

- Spent 2019-20 as a redshirt at Seattle U.
- As a high school senior averaged 18.0 points, 13.2 rebounds and 3.0 assists (according to MaxPreps.com) and finished his career with more than 1,000 points.
- Led his team to a 20-11 record, 10-2 in Trans Valley League (TVL) play, and a birth in the CIF state tournament in 2018-19 and a two-time first-team All-TVL selection.
- In his senior year (2018-19) was named a first-team Front Row Preps All-Region and CalHiSports.com All-State performer as well as D5 Scholar Athlete of the Year.
- As a junior, led team to the CIF Sac-Joaquin Division 6 Section championship, was named *Modesto Bee* All-District Team and earned the CIF Sac-Joaquin Sportsmanship Award.
- Named Ripon Christian's team MVP as a sophomore and senior.

Season Highlights

- Made his college debut vs. UC Irvine (11/27) after redshirting at Seattle U in 2019-20.
- Saw a season-high 3:44 of court time vs. St. Katherine (12/2).
- Recorded his first collegiate points at Air Force (1/22).
- Scored a career-best 4 pts and grabbed the first two rebounds of his career at Air Force (1/24).
- Went 2-of-2 from the floor & 2-of-2 from the line against Wyoming (1/30) to set a new career-high w/ 6 pts.

Trending

- Scored in back-to-back games (at Air Force - 1/22 & 1/24) for the first time in his college career.
- Five consecutive appearances (Jan. 22 at Air Force-to-Feb. 8 vs. San Jose State) are a career-high.
- Is shooting 83.3 percent (5-of-6) from the floor in the last five games in which he appeared.

2020-21 GAME-BY-GAME STATISTICS

Opponent	GS	MP	FG	3FG	FT	O-D-R	PF	TP	A	TO	S	B
UCLA		DNP										
UC Irvine	1	0-0	0-0	0-0	0-0-0	0	0	0	0	0	0	0
St. Katherine	4	0-0	0-0	0-0	0-0-0	0	0	0	0	1	0	0
Pepperdine		DNP										
at Arizona State		DNP										
BYU		DNP										
vs. Saint Mary's		DNP										
Colorado State		DNP										
Colorado State		INJ										
Nevada		INJ										
Nevada		DNP										
at Utah State		DNP										
at Utah State		DNP										
at Air Force	3	1-1	0-0	1-1	0-0-0	0	3	0	0	0	0	0
at Air Force	2	2-3	0-0	0-2	2-0-2	0	4	0	0	0	0	0
Wyoming	3	0-0	0-0	0-0	0-0-0	0	0	0	0	0	0	0
Wyoming	1	2-2	0-0	2-2	0-0-0	1	6	0	0	0	0	0
vs. New Mexico (Forfeit)												
vs. New Mexico (Forfeit)												
San Jose State	2	0-0	0-0	0-0	0-0-0	0	0	0	0	0	0	0
San Jose State		DNP										
at Fresno State		DNP										
at Fresno State		DNP										
Boise State		DNP										
Boise State		DNP										
at UNLV												

MISCELLANEOUS STATS/SAN DIEGO STATE RECORD

Category	2020-21 Season Games	SDSU W/L	Career Games	SDSU W/L
Double-Figure Scoring	0	0-0	0	0-0
15-Point Games	0	0-0	0	0-0
Lead SDSU in Scoring	0	0-0	0	0-0
Lead SDSU in Rebounding	0	0-0	0	0-0
Lead SDSU in Assists	0	0-0	0	0-0
Multiple Three-Pointers	0	0-0	0	0-0
One Turnover or Less	7	7-0	7	7-0
Consecutive Games	Current	Long		
Consecutive Games Played	-	5*		
Without Fouling Out	7	7*		
Scoring A Point	-	2		
At Least One Three-Pointer	-	-		
One Turnover or Less	7	7*		

* - Denotes an active streak

ALGER CAREER STATISTICS

Year	G-GS	Min.-Avg.	FG-FGA	Pct.	3P-3PA	Pct.	FT-FTA	Pct.	OR	DR	Reb	Avg.	PF-D	AT	TO	BS	ST	Pts	Avg.
20-21	7-0	16-2.3	5-6	.833	0-0	.000	3-5	.600	2	0	2	0.3	1-0	0	1	0	0	13	1.9

SEASON/CAREER HIGHS

Points

Season	2 vs. San Jose State (2/8/21) 2 vs. Wyoming (1/28/21)
Career	2 vs. San Jose State (2/8/21) 2 vs. Texas Southern (11/5/19)

Rebounds

Season	1 vs. San Jose State (2/8/21) 1 vs. UC Irvine (11/27/20)
Career	1 vs. San Jose State (2/8/21) 1 vs. UC Irvine (11/27/20)

Assists

Season	1 vs. Wyoming (1/30/21) 1 at Air Force (1/22/21) 1 vs. St. Katherine (12/2/20)
Career	1 vs. Wyoming (1/30/21) 1 at Air Force (1/22/21) 1 vs. St. Katherine (12/2/20) 1 vs. New Mexico (2/11/20) 1 vs. Cal Poly (12/28/19)

Field Goals

Season	1 vs. San Jose State (2/8/21) 1 vs. Wyoming (1/28/21)
Career	1 vs. San Jose State (2/8/21) 1 vs. Wyoming (1/28/21) 1 vs. Texas Southern (11/5/19)

Field Goals Attempted

Season	1 vs. San Jose State (2/8/21) 1 vs. Wyoming (1/28/21) 1 vs. St. Katherine (12/2/20)
Career	2 vs. San Diego Christian (12/18/19) 2 vs. Texas Southern (11/5/19)

Three-Point Field Goals

Season	
Career	

Three-Point FG Attempted

Season	
Career	1 vs. San Diego Christian (12/18/19)

Free Throws

Season	
Career	1 vs. Cal Poly (12/28/19)

Free Throws Attempted

Season	
Career	2 vs. Cal Poly (12/28/19)

Steals

Season	1 vs. San Jose State (2/8/21) 1 vs. Wyoming (1/30/21) 1 at Air Force (1/22/21)
Career	1 vs. San Jose State (2/8/21) 1 vs. Wyoming (1/30/21) 1 at Air Force (1/22/21) 1 vs. Texas Southern (11/5/19)

Blocked Shots

Season	
Career	

Minutes Played

Season	3:44 vs. St. Katherine (12/2/20)
Career	4 vs. San Diego Christian (12/18/19)



21 • JARED BARNETT

GUARD • 6-1 • 145 • SOPHOMORE - SQ
PLAYA VISTA, CALIF. (WESTCHESTER HIGH)

Quick Hits

- Competed in 10 games as a walk-on during the 2019-20 season.
- Was not part of the travel squad during his freshman season.
- As a senior in high school averaged 13.0 points, 6.0 assists and 3.0 rebounds (according to Max-Preps) and guided his team to a 24-5 record and a birth in the Los Angeles City Section finals in 2018-19.
- Earned second-team All-Western League honors his final year at Westchester High School.

Season Highlights

- Made his season debut vs. UC Irvine (11/27) and grabbed his first collegiate rebound.
- In a season-high 3:44 vs. St. Katherine (12/2) picked up his first assist and attempted his first shot of the season.
- Picked up his first steals of the year at Air Force (1/22).
- Sank his first bucket of the season vs. Wyoming (1/28).
- Had an assist & a steal vs. Wyoming (1/30).
- Scored his second bucket of the year vs. San Jose State (2/8) and added a steal and rebound in the game.

Trending

- His five straight appearances (at Air Force on 1/22 through vs. San Jose State on 2/8) mark the longest streak of his career.

2020-21 GAME-BY-GAME STATISTICS

Opponent	GS	MP	FG	3FG	FT	O-D-R	PF	TP	A	TO	S	B
UCLA												
UC Irvine	1	0-0	0-0	0-0	0-1-1	0	0	0	1	0	0	0
St. Katherine	4	0-1	0-0	0-0	0-0-0	0	0	1	0	0	0	0
Pepperdine												
at Arizona State												
BYU												
vs. Saint Mary's												
Colorado State												
Colorado State												
Nevada												
Nevada												
at Utah State												
at Utah State												
at Air Force	4	0-0	0-0	0-0	0-0-0	0	0	1	1	1	0	0
at Air Force	2	0-0	0-0	0-0	0-0-0	0	0	0	1	0	0	0
Wyoming	3	1-1	0-0	0-0	0-0-0	0	2	0	0	0	0	0
Wyoming	1	0-0	0-0	0-0	0-0-0	0	0	1	0	1	0	0
vs. New Mexico (Forfeit)												
vs. New Mexico (Forfeit)												
San Jose State	2	1-1	0-0	0-0	0-1-1	0	2	0	0	1	0	0
San Jose State												
at Fresno State												
at Fresno State												
Boise State												
Boise State												
at UNLV												

MISCELLANEOUS STATS/SAN DIEGO STATE RECORD

Category	2020-21		Career	
	Season Games	SDSU W/L	Games	SDSU W/L
Double-Figure Scoring	0	0-0	0	0-0
15-Point Games	0	0-0	0	0-0
Lead SDSU in Scoring	0	0-0	0	0-0
Lead SDSU in Rebounding	0	0-0	0	0-0
Lead SDSU in Assists	0	0-0	0	0-0
Multiple Three-Pointers	0	0-0	0	0-0
One Turnover or Less	7	7-0	17	17-0
Consecutive Games	Current		Long	
Consecutive Games Played	-		5*	
Without Fouling Out	17		17*	
Scoring A Point	1		1*	
At Least One Three-Pointer	-		-	
One Turnover or Less	17		17*	

* - Denotes an active streak

BARNETT CAREER STATISTICS

Year	G-GS	Min.-Avg.	FG-FGA	Pct.	3P-3PA	Pct.	FT-FTA	Pct.	OR	DR	Reb	Avg.	PF-D	AT	TO	BS	ST	Pts	Avg.
19-20	10-0	16-1.6	1-6	.167	0-1	.000	1-2	.500	0	0	0	0.0	5-0	2	2	0	1	3	0.3
20-21	7-0	16-2.3	2-3	.667	0-0	.000	0-0	.000	0	2	2	0.3	1-0	3	3	0	3	4	0.6
TOTAL	17-0	32-1.9	3-9	.333	0-1	.000	1-2	.500	0	2	2	0.1	6-0	5	5	0	4	7	0.4

SEASON/CAREER HIGHS

Points

Season

Rebounds

Season

Assists

Season 1 vs. San Jose State (2/8/21)

Field Goals

Season

Field Goals Attempted

Season 1 vs. Wyoming (1/28/21)

Three-Point Field Goals

Season

Three-Point FG Attempted

Season

Free Throws

Season

Free Throws Attempted

Season

Steals

Season

Blocked Shots

Season

Minutes Played

Season 1:19 vs. San Jose State (2/8/21)



24 • TYLER BROUGHTON

GUARD • 6-4 • 190 • FRESHMAN - HS
LADERA RANCH, CALIF. (TESORO HIGH)

Quick Hits

- Twin brother Triston is a member of the San Diego State men's basketball team.
- A member of the 2019-20 practice squad, helping the team to a 30-2 record, its 12th MW crown and as high as a No. 4 ranking before ending the season at No. 6.
- As a high school senior (2018-19) led the team to the Sea View League (SVL) title averaging 12.0 points and 5.0 assists (according to MaxPreps.com) and named the SVL's Most Valuable Player.
- Competed in CIF Southern Section playoffs in each of his two varsity seasons (2017-18 & 2018-19).
- Competed in the North-South Orange County All-Star basketball game in 2019.
- Son of former NBA player Chris Mills.

Season Highlights

- Made his career debut vs. St. Katherine (12/2) playing one minute.
- Made the second appearance of his career and attempted his first shot of the season vs. Wyoming (1/28).
- Appeared in back-to-back games for the first time in his career vs. Wyoming on 1/28 & 1/30.
- Dished out the first assists of his college career vs. San Jose State (2/8).

Trending

- Appeared in three straight games - vs. Wyoming (1/28) to vs. San Jose State (2/8) - the longest such streak in his college career.

2020-21 GAME-BY-GAME STATISTICS

Opponent	GS	MP	FG	3FG	FT	O-D-R	PF	TP	A	TO	S	B
UCLA												
UC Irvine												
St. Katherine	1	0-0	0-0	0-0	0-0-0	0	0	0	0	0	0	0
Pepperdine												
at Arizona State												
BYU												
vs. Saint Mary's												
Colorado State												
Colorado State												
Nevada												
Nevada												
at Utah State												
at Utah State												
at Air Force												
at Air Force												
Wyoming	1	0-1	0-0	0-0	0-0-0	0	0	0	0	0	0	0
Wyoming	0+	0-0	0-0	0-0	0-0-0	0	0	0	0	0	0	0
vs. New Mexico (Forfeit)												
vs. New Mexico (Forfeit)												
San Jose State	1	0-0	0-0	0-0	0-0-0	0	0	1	0	0	0	0
San Jose State												
at Fresno State												
at Fresno State												
Boise State												
Boise State												
at UNLV												

MISCELLANEOUS STATS/SAN DIEGO STATE RECORD

Category	2020-21 Season		Career	
	Games	SDSU W/L	Games	SDSU W/L
Double-Figure Scoring	0	0-0	0	0-0
15-Point Games	0	0-0	0	0-0
Lead SDSU in Scoring	0	0-0	0	0-0
Lead SDSU in Rebounding	0	0-0	0	0-0
Lead SDSU in Assists	0	0-0	0	0-0
Multiple Three-Pointers	0	0-0	0	0-0
One Turnover or Less	4	4-0	4	4-0
Consecutive Games	Current	Long		
Consecutive Games Played	-	3*		
Without Fouling Out	4	4*		
Scoring A Point	-	-		
At Least One Three-Pointer	-	-		
One Turnover or Less	4	4*		

TYLER BROUGHTON CAREER STATISTICS

Year	G-GS	Min.-Avg.	FG-FGA	Pct.	3P-3PA	Pct.	FT-FTA	Pct.	OR	DR	Reb	Avg.	PF-D	AT	TO	BS	ST	Pts	Avg.
20-21	4-0	3-0.8	0-1	.000	0-0	.000	0-0	.000	0	0	0	0.0	0-0	1	0	0	0	0	0.0

SEASON/CAREER HIGHS

Points
Season 18 vs. Saint Mary's (12/22/20)
Career 18 vs. Saint Mary's (12/22/20)

Rebounds
Season 15 at Arizona State (12/10/20)
Career 15 at Arizona State (12/10/20)

Assists
Season 2 vs. Colorado State (1/2/21)
Career 4 vs. San José State (3/2/19)

Field Goals
Season 8 vs. Saint Mary's (12/22/20)
Career 8 vs. Saint Mary's (12/22/20)

Field Goals Attempted
Season 12 at Arizona State (12/10/20)
Career 12 at Arizona State (12/10/20)

Three-Point Field Goals
Season
Career

Three-Point FG Attempted
Season 2 at Arizona State (12/10/20)
Career 2 at Arizona State (12/10/20)

Free Throws
Season 8 vs. Nevada (1/7/21)
Career 8 vs. Nevada (1/7/21)

Free Throws Attempted
Season 10 vs. Nevada (1/7/21)
Career 10 vs. Nevada (1/7/21)

Steals
Season 3 vs. San Jose State (2/8/21)
3 at Utah State (1/14/21)
Career 3 vs. San Jose State (2/8/21)
3 at Utah State (1/14/21)

Blocked Shots
Season 6 vs. Saint Mary's (12/22/20)
Career 6 vs. Saint Mary's (12/22/20)

Minutes Played
Season 27:57 vs. Nevada (1/9/21)
Career 32 vs. Utah State (2/9/19)



31 • NATHAN MENSAH

FORWARD • 6-10 • 230 • JUNIOR - 2L
LABADI, ACCRA, GHANA (FINDLEY PREP (NEV.))

Rankings

- **MW** - No. 2 - Blocked Shots (1.45/g); No. 8 - Rebounds (6.41/g); No. 9 - Offensive Rebounds (2.05/g); No. 12 - Defensive Rebounds (4.36/g)
- **NCAA** - No. 67 - Blocks (32); No. 93 - Blocks per Game (1.45); No. 161 - Rebounds (171); No. 252 - Offensive Rebounds per Game (2.05); No. 261 - Rebounds per Game (6.40); No. 276 - Double Doubles (2); No. 348 - Defensive Rebounds per Game (4.36)
- **SDSU CAREER** - No. 10 - Blocked Shots (93)

Quick Hits

- Pronounced MEN-sa
- Started 33 straight games over two seasons before an injury ended his 2019-20 season.
- MW Ranking in 2018-19: 5th in blocks, 10th in offensive rebounds & 16th in rebounds.
- In 2018-19, his 187 total rebounds and 39 blocks rank eighth and fourth, respectively, in SDSU's Division I freshman history.
- Was on pace to set career-high in nearly every statistical category before his season came to an end after 13 games in 2019-20.

Season Highlights

- Made his first appearance since Dec. 18, 2019 & led the team w/ 7 rebs. vs. No. 22/21 UCLA (11/25) and hoisted the first three-pointer of his career.
- Scored a then season-high 9 pts. (4-of-7 FG & 1-of-3 FT) vs. UC Irvine (11/27).
- Vs. St. Katherine (12/2), was an efficient on 3-of-6 FG & 3-of-4 FT for 9 points and led the team in rebounds (7) for the second time this season.
- Enjoyed the best game of his career with 17 pts & 15 rebs at Arizona State (12/10) also blocked a season-high three shots.
- Recorded a career-high 18 points vs. Saint Mary's (12/22) on 8-of-9 shooting from the floor and 2-of-2 from the line and blocked a career-best 6 shots.
- His 15 boards at Arizona State and 6 blocked shots vs. Saint Mary's (12/22) are the most for any player in the MW this season.
- Scored in double figures, 11 pts vs. Colorado State (1/4), for the third time in five games and in those games his shooting .741 (20-of-27).
- Scored in double figures (16 pts vs. Nevada - 1/7) for the second game in a row & converted 8-of-10 free throws (both career-highs).
- Reached double figures (15 pts vs. Nevada - 1/9) for the third straight game.
- Led the team with 13 points & 9 rebounds at Utah State (1/14) setting a personal record of four straight games in double-figure scoring.
- Led the team in rebounds for the 8th time this season and reach double figure scoring, 13 pts at Air Force (1/22), for the seventh time this season.
- Was an efficient 4-of-5 from the floor for 8 pts vs. Wyoming (1/30).
- Scored in double figures for the 8th time this year with 12 pts vs. San Jose State (2/8).

Trending

- Scored in double figures in the four games from Jan. 4 (vs. CSU) to Jan. 14 (at USU), the longest such streak in his college career & his 55 points over that span (13.8 ppg) are the highest four-game output of his career.
- Averages 12.1 rebounds per 40 minutes played for his career (417 rebs in 1,378 minutes).
- Has 29 blocked shots in the last 18 games (1.6/g), is averaging 1.4 per game this season and is one of two players in the MW who have recorded at least three blocks in a game this season (Utah State's Neemias Queta). Mensah has done it four times in the last 18 games.
- 93 career blocked shots rank No. 10 on the program's career list.
- His 44 total rebounds over the five games from Dec. 2 - Dec. 22 are the most in a five game stretch in his college career.
- In two games at Air Force (1/22 & 1/24) went 6-of-8 (.750) from the floor while he averaged 9.0 pts & 5.0 rebs.
- In the last 9 games is shooting 56.1 percent (23-of-41).
- Had a streak of 11 straight games with at least one block, from Dec. 2, 2020 to Jan. 16, 2021, which equaled his career-best streak from Nov. 13-Dec. 28, 2019.

2020-21 GAME-BY-GAME STATISTICS

Opponent	GS	MP	FG	3FG	FT	O-D-R	PF	TP	A TO	S	B
UCLA	*	19	2-5	0-1	0-0	1-6-7	4	4	1	0	1
UC Irvine	*	19	4-7	0-0	1-3	3-2-5	2	9	1	0	1
St. Katherine	*	18	3-6	0-0	3-4	2-5-7	0	9	0	0	1
Pepperdine	*	21	2-4	0-0	2-2	2-4-6	2	6	0	1	1
at Arizona State	*	27	7-12	0-2	3-4	4-11-15	3	17	1	1	3
BYU	*	24	2-2	0-0	4-5	1-2-3	5	8	1	1	0
vs. Saint Mary's	*	25	8-9	0-0	2-2	3-10-13	2	18	1	2	0
Colorado State	*	24	1-3	0-0	2-4	1-3-4	1	4	2	0	1
Colorado State	*	24	5-6	0-0	1-4	3-5-8	4	11	0	2	0
Nevada	*	26	4-7	0-0	8-10	1-6-7	4	16	1	2	1
Nevada	*	28	6-11	0-0	3-6	4-2-6	1	15	1	2	1
at Utah State	*	25	6-9	0-0	1-2	3-6-9	1	13	1	5	3
at Utah State	*	21	5-5	0-0	1-5	2-3-5	2	3	0	1	0
at Air Force	*	16	5-6	0-0	3-5	3-4-7	4	13	0	3	1
at Air Force	*	14	1-2	0-0	3-5	1-2-3	1	5	0	4	0
Wyoming	*	17	2-4	0-0	0-0	0-5-5	1	4	0	2	0
Wyoming	*	13	4-5	0-0	0-0	1-0-1	4	8	0	0	0
vs. New Mexico (Forfeit)											
vs. New Mexico (Forfeit)											
San Jose State	*	22	5-11	0-0	2-3	7-2-9	2	12	0	2	3
San Jose State	*	20	2-4	0-0	0-2	1-4-5	0	4	1	0	0
at Fresno State	*	24	1-5	0-0	0-0	1-7-8	4	2	1	1	0
at Fresno State	*	17	1-1	0-0	1-2	0-1-1	4	3	0	0	0
Boise State	*	25	2-3	0-0	1-2	1-6-7	3	5	0	0	2
Boise State											
at UNLV											

MISCELLANEOUS STATS/SAN DIEGO STATE RECORD

Category	2020-21 Season Games	SDSU W/L	Career Games	SDSU W/L
Double-Figure Scoring	8	7-1	18	16-2
15-Point Games	4	4-0	5	5-0
Double-Doubles	2	2-0	5	5-0
10-Rebounding Games	2	2-0	9	9-0
Lead SDSU in Scoring	2	1-1	3	2-1
Lead SDSU in Rebounding	9	7-2	23	18-5
Lead SDSU in Assists	0	0-0	0	0-0
One Turnover or Less	13	10-3	51	37-14

Consecutive Games	Current	Long
Double-Figure Scoring	-	4
Double-Figure Rebounding	-	2
Consecutive Games Played	22	47
Without Fouling Out	16	22
Scoring A Point	30	30*
One Turnover or Less	4	15

* - Denotes an active streak

MENSAH CAREER STATISTICS

Year	G-GS	Min.-Avg.	FG-FGA	Pct.	3P-3PA	Pct.	FT-FTA	Pct.	OR	DR	Reb	Avg.	PF-D	AT	TO	BS	ST	Pts	Avg.
18-19	34-20	642-18.9	72-133	.541	0-0	.000	46-65	.708	80	107	187	5.5	94-4	20	22	39	9	190	5.6
19-20	13-13	263-20.2	37-60	.617	0-0	.000	16-25	.640	27	62	89	6.8	30-0	4	14	22	10	90	6.9
20-21	22-22	472-21.5	74-127	.583	0-3	.000	41-70	.586	45	96	141	6.4	54-1	12	29	32	13	189	8.6
TOTAL	69-55	1,378-20.0	183-320	.572	0-3	.000	103-160	.644	152	265	417	6.0	178-5	36	65	93	32	469	6.8

SEASON/CAREER HIGHS

Points

Season

Rebounds

Season

Assists

Season

Field Goals

Season

Field Goals Attempted

Season

Three-Point Field Goals

Season

Three-Point FG Attempted

Season

Free Throws

Season

Free Throws Attempted

Season

Steals

Season

Blocked Shots

Season

Minutes Played

Season



32 • DEREK MORHAR

GUARD • 6-5 • 165 • FRESHMAN - HS
CALABASAS, CALIF. (CALABASAS HIGH)

Quick Hits

- Pronounced MORE-har.
- Earned high school team's Most Valuable Player as a senior, averaging 17.6 points and 5.5 rebounds, and was twice named the team's Most Improved Player (as a sophomore and a junior).
- A first-team All-Marmonte League performer and Ventura County Basketball Coaches Association all-county selection as a senior.
- Won the Marmonte League championship as a junior, with a 7-1 conference record and competed in the CIF Southern Section playoffs.

2020-21 GAME-BY-GAME STATISTICS

Opponent	GS	MP	FG	3FG	FT	O-D-R	PF	TP	A	TO	S	B
UCLA		DNP										
UC Irvine		DNP										
St. Katherine		DNP										
Pepperdine		DNP										
at Arizona State		DNT										
BYU		DNP										
vs. Saint Mary's		DNT										
Colorado State		DNP										
Colorado State		DNP										
Nevada		DNP										
Nevada		DNP										
at Utah State		DNT										
at Utah State		DNT										
at Air Force		DNT										
at Air Force		DNT										
Wyoming		DNP										
Wyoming		DNP										
vs. New Mexico (Forfeit)												
vs. New Mexico (Forfeit)												
San Jose State		DNP										
San Jose State		DNP										
at Fresno State		DNT										
at Fresno State		DNT										
Boise State		DNP										
Boise State												
at UNLV												

MISCELLANEOUS STATS/SAN DIEGO STATE RECORD

Category	2020-21 Season		Career	
	Games	SDSU W/L	Games	SDSU W/L
Double-Figure Scoring	0	0-0	0	0-0
15-Point Games	0	0-0	0	0-0
Lead SDSU in Scoring	0	0-0	0	0-0
Lead SDSU in Rebounding	0	0-0	0	0-0
Lead SDSU in Assists	0	0-0	0	0-0
Multiple Three-Pointers	0	0-0	0	0-0
One Turnover or Less	0	0-0	0	0-0

Consecutive Games	Current	Long
Consecutive Games Played	-	-
Without Fouling Out	-	-
Scoring A Point	-	-
At Least One Three-Pointer	-	-
One Turnover or Less	-	-

MORHAR CAREER STATISTICS

Year	G-GS	Min.-Avg.	FG-FGA	Pct.	3P-3PA	Pct.	FT-FTA	Pct.	OR	DR	Reb	Avg.	PF-D	AT	TO	BS	ST	Pts	Avg.
20-21	0-0	0-0.0	0-0	.000	0-0	.000	0-0	.000	0	0	0	0.0	0-0	0	0	0	0	0	0.0 0-0

SEASON/CAREER HIGHS

Points

Season	14 at Air Force (1/22/21)
Career	14 at Air Force (1/22/21)

Rebounds

Season	7 vs. UC Irvine (11/27/20)
Career	6 vs. Nevada (1/18/20) 6 vs. Grand Canyon (11/13/19)

Assists

Season	3 vs. Pepperdine (12/6/20)
Career	3 vs. Pepperdine (12/6/20) 3 at UNLV (3/14/19) 3 at Utah State (2/26/19) 3 at Colorado State (2/12/19)

Field Goals

Season	5 at Air Force (1/22/21)
Career	5 at Air Force (1/22/21)

Field Goals Attempted

Season	9 vs. UCLA (11/25/20)
Career	9 vs. UCLA (11/25/20) 9 at BYU (11/9/19)

Three-Point Field Goals

Season	1 vs. Nevada (1/7/21) 1 vs. Pepperdine (12/6/20)
Career	1 vs. Nevada (1/7/21) 1 vs. Pepperdine (12/6/20) 1 vs. UNLV (1/26/19) 1 vs. New Mexico (1/15/19) 1 vs. Brown (12/29/18)

Three-Point FG Attempted

Season	3 vs. Pepperdine (12/6/20)
Career	3 vs. Pepperdine (12/6/20)

Free Throws

Season	4 at Air Force (1/22/21) 4 vs. UC Irvine (11/27/20)
Career	4 at Air Force (1/22/21) 4 vs. UC Irvine (11/27/20) 4 vs. Brown (12/29/18)

Free Throws Attempted

Season	8 vs. UC Irvine (11/27/20)
Career	8 vs. UC Irvine (11/27/20)

Steals

Season	3 at Air Force (1/22/21) 3 vs. Brigham Young (12/18/20)
Career	4 at Colorado State (2/12/19)

Blocked Shots

Season	2 vs. Nevada (1/9/21)
Career	2 vs. Nevada (1/9/21) 2 vs. Utah State (3/7/20) 2 at UNLV (3/14/19) 2 at Utah State (2/26/19) 2 vs. Air Force (1/30/19) 2 vs. CSUN (1/1/19)

Minutes Played

Season	25:45 vs. Pepperdine (12/6/20)
Career	26 at Utah State (2/26/19) 26 vs. Nevada (2/20/19)



33 • AGUEK AROP

FORWARD • 6-6 • 220 • JUNIOR - 2L
OMAHA, NEB. (OMAHA SOUTH HIGH)

Rankings

- **MW** - No. 12 - Offensive Rebounds (1.65/g)

Quick Hits

- Pronounced uh-GWUK uh-ROPE
- Appeared in 53 games, all off the bench, in his first two years.
- Totaled 133 rebounds in his first two seasons (671 minutes) for an average of 7.93 boards per 40 minutes played.
- Named the 2016 Nebraska Gatorade Player of the Year after leading Omaha South Prep to a Class A state title and a 28-1 record as a junior in high school.

Season Highlights

- Got his first career start vs. No. 22/21 UCLA (11/25) where he equaled career bests with 4 FG & 9 FGA. Reached double figures for the first time in the last 39 games (10 pts. vs. New Mexico on 1-15-18).
- Led the team with 7 rebs. (3 Off, 4 Def). It was the first time in his 55-game career that he paced the team in the category for a game.
- Three assists led the team vs. Pepperdine (12/6), were a season-high and matched his career best.
- At Arizona State (12/10) had more offensive than defensive boards for the third time in four games.
- Set a season-best with three steals vs. Brigham Young (12/18).
- Nabbed more offensive than defensive rebounds (2-to-0) at Utah State.
- Returned to the starting line up at Utah State (1/16) after a four-game hiatus as a starter.
- Totaled a career-high 14 points and equaled a season-best with 3 steals at Air Force (1/22).
- Was an efficient 3-of-4 for 6 pts, grabbed 5 rebs and had a steal in 10 minutes vs. San Jose State (2/8).

Trending

- At Air Force (1/22 & 1/24) averaged 10.0 pts (7-of-9 FG, .778), totaled 5 offensive rebs, with 3 steals and a block.
- Since the Colorado State game (1/4), a total of 10 contests, had gone 20-of-32 (.625) from the floor. In his first six appearances of the year he was 11-of-33 (.333) on field goal attempts.
- In 7-of-17 appearances this season he has recorded more offensive than defensive rebounds.
- In his last 37 games has 54 offensive & 40 defensive rebounds.
- Is the only player on the team with more offensive (28) than defensive rebounds (16) in 2020-21.

2020-21 GAME-BY-GAME STATISTICS

Opponent	GS	MP	FG	3FG	FT	O-D-R	PF	TP	A	TO	S	B
UCLA	*	24	4-9	0-2	2-2	3-1-4	2	10	1	0	0	0
UC Irvine	*	23	0-3	0-0	4-8	3-4-7	4	4	2	1	1	0
St. Katherine		INJ										
Pepperdine	*	26	3-7	1-3	1-2	3-1-4	3	8	3	1	2	0
at Arizona State	*	18	2-4	0-0	0-3	2-1-3	3	4	2	4	0	0
BYU	*	21	1-5	0-2	0-0	2-2-4	1	2	0	3	3	0
vs. Saint Mary's	*	19	1-5	0-1	0-0	0-0-0	0	2	1	0	0	0
Colorado State		DND										
Colorado State		6	1-2	0-0	0-0	0-0-0	3	2	0	2	1	0
Nevada		8	2-3	1-2	0-0	0-1-1	0	5	1	0	0	0
Nevada		15	3-4	0-0	0-0	0-0-0	2	6	0	0	1	2
at Utah State		20	1-4	0-2	0-1	2-0-2	2	2	0	2	0	0
at Utah State	*	13	0-1	0-0	0-0	0-3-3	3	0	1	1	1	0
at Air Force		10	5-5	0-0	4-6	2-0-2	1	14	0	0	3	1
at Air Force		11	2-4	0-0	2-2	3-0-3	3	6	0	1	0	0
Wyoming		DND										
Wyoming		DND										
vs. New Mexico (Forfeit)												
vs. New Mexico (Forfeit)												
San Jose State		10	3-4	0-0	0-2	5-0-5	3	6	0	0	1	0
San Jose State		19	2-3	0-1	0-2	3-3-6	4	4	1	0	0	0
at Fresno State		DND										
at Fresno State		7	1-1	0-0	2-2	0-0-0	2	4	0	0	0	0
Boise State		5	0-1	0-0	0-0	0-0-0	1	0	0	0	0	0
Boise State												
at UNLV												

MISCELLANEOUS STATS/SAN DIEGO STATE RECORD

Category	2020-21 Season		Career	
	Games	SDSU W/L	Games	SDSU W/L
Double-Figure Scoring	2	2-0	4	3-1
15-Point Games	0	0-0	0	0-0
Led SDSU in Scoring	0	0-0	0	0-0
Led SDSU in Rebounding	2	1-1	2	1-1
Led SDSU in Assists	1	1-0	3	2-1
Multiple Steals	3	2-1	5	4-1
One Turnover or Less	13	12-1	54	39-15
Consecutive Games	Current	Long		
Consecutive Games Played	2	17		
Without Fouling Out	68	68*		
Scoring A Point	-	16		
One Turnover or Less	7	12		

* - Denotes an active streak

AROP CAREER STATISTICS

Year	G-GS	Min.-Avg.	FG-FGA	Pct.	3P-3PA	Pct.	FT-FTA	Pct.	OR	DR	Reb	Avg.	PF-D	AT	TO	BS	ST	Pts	Avg.
18-19	31-0	453-14.6	37-83	.446	3-15	.200	19-31	.613	34	49	83	2.7	48-1	30	26	18	17	96	3.1
19-20	22-0	218-9.9	32-64	.500	0-6	.000	5-8	.625	26	24	50	2.3	23-0	8	13	5	8	69	3.1
20-21	17-7	256-15.1	31-65	.477	2-13	.154	15-30	.500	28	16	44	2.6	37-0	12	15	3	13	79	4.6
TOTAL	70-7	927-13.2	100-212	.472	5-34	.147	39-69	.565	88	89	177	2.5	108-1	50	54	26	38	244	3.5

SEASON/CAREER HIGHS

Points

Season

Rebounds

Season

Assists

Season

Field Goals

Season

Field Goals Attempted

Season

Three-Point Field Goals

Season

Three-Point FG Attempted

Season

Free Throws

Season

Free Throws Attempted

Season

Steals

Season

Blocked Shots

Season

Minutes Played

Season 1:19 vs. San Jose State (2/8/21)



42 • TRISTON BROUGHTON

GUARD • 6-4 • 190 • FRESHMAN - HS
LADERA RANCH, CALIF. (TESORO HIGH)

Quick Hits

- Twin brother Tyler is a member of the San Diego State men's basketball team.
- A member of the 2019-20 practice squad, helping the team to a 30-2 record, its 12th MW crown and as high as a No. 4 ranking before ending the season at No. 6.
- Named an All-Sea View League performer as a sophomore, junior and senior.
- Helped lead the team to the Sea View League championship as a senior (2018-19) averaging 17.0 points, 6.0 rebounds and 4.0 assists per game.
- Competed in the CIF Southern Section playoffs in each of his three varsity seasons.
- Member of the championship team at the 2018 So Cal Elite Gary Raya Classic where he earned all-tournament honors.
- A three-year team captain.
- Son of former NBA player Chris Mills.

Season Highlights

- Made his career debut vs. St. Katherine (12/2).
- Made the second appearance of his career vs. Wyoming (1/28).
- Appeared in back-to-back games for the first time in his career vs. Wyoming on 1/28 & 1/30.

Trending

- Appeared in three straight games - vs. Wyoming (1/28) to vs. San Jose State (2/8) - the longest such streak in his college career.

2020-21 GAME-BY-GAME STATISTICS

Opponent	GS	MP	FG	3FG	FT	O-D-R	PF	TP	A	TO	S	B
UCLA												
UC Irvine												
St. Katherine	1	0-0	0-0	0-0	0-0-0	0	0	0	0	0	0	0
Pepperdine												
at Arizona State												
BYU												
vs. Saint Mary's												
Colorado State												
Colorado State												
Nevada												
Nevada												
at Utah State												
at Utah State												
at Air Force												
at Air Force												
Wyoming	1	0-0	0-0	0-0	0-0-0	0	0	0	0	0	0	0
Wyoming	0+	0-0	0-0	0-0	0-0-0	0	0	0	0	0	0	0
vs. New Mexico (Forfeit)												
vs. New Mexico (Forfeit)												
San Jose State	1	0-0	0-0	0-0	0-0-0	0	0	0	0	0	0	0
San Jose State												
at Fresno State												
at Fresno State												
Boise State												
Boise State												
at UNLV												

MISCELLANEOUS STATS/SAN DIEGO STATE RECORD

Category	2020-21 Season		Career	
	Games	SDSU W/L	Games	SDSU W/L
Double-Figure Scoring	0	0-0	0	0-0
15-Point Games	0	0-0	0	0-0
Lead SDSU in Scoring	0	0-0	0	0-0
Lead SDSU in Rebounding	0	0-0	0	0-0
Lead SDSU in Assists	0	0-0	0	0-0
Multiple Three-Pointers	0	0-0	0	0-0
One Turnover or Less	3	3-0	3	3-0
Consecutive Games				
Consecutive Games Played	-	3*	-	-
Without Fouling Out	4	4*	-	-
Scoring A Point	-	-	-	-
At Least One Three-Pointer	-	-	-	-
One Turnover or Less	4	4*	-	-

TRISTON BROUGHTON CAREER STATISTICS

Year	G-GS	Min.-Avg.	FG-FGA	Pct.	3P-3PA	Pct.	FT-FTA	Pct.	OR	DR	Reb	Avg.	PF-D	AT	TO	BS	ST	Pts	Avg.
20-21	4-0	3-0.8	0-0	.000	0-0	.000	0-0	.000	0	0	0	0.0	0-0	0	0	0	0	0	0.0



GAME 7

San Diego State 74 Saint Mary's 49

Dec. 22, 2020 | San Luis Obispo, Calif.
Mott Athletics Center | Att.: 0

SAN LUIS OBISPO, Calif. -- Nathan Mensah recorded a career-high 18 points, 13 rebounds and a career-best six blocked shots to lead San Diego State to a 74-49 win over Saint Mary's on Tuesday night in a game played at a neutral site.

Terrell Gomez had 13 points for San Diego State (6-1). Jordan Schakel added 12 points. Matt Mitchell had 10 points.

San Diego State dominated the first half and led 40-20 at halftime. The Gaels' 20 points in the first half marked a season low. shooting just 7-for-28.

Logan Johnson tied his career high with 15 points for the Gaels (8-2), whose eight-game winning streak was broken.

San Diego State	FG	3FG	FT	R	F	TP	A	TO	S	B	MP
Mitchell *	1-4	1-2	7-10	4	3	10	2	2	0	1	26
Mensah *	8-9	0-0	2-2	13	2	18	1	2	0	6	25
Arop *	1-5	0-1	0-0	0	0	2	1	0	0	0	19
Pulliam *	3-5	0-1	1-2	2	3	7	0	0	0	0	20
Schakel *	2-6	2-5	6-6	2	0	12	0	1	1	0	28
Seiko	1-3	1-3	2-2	5	2	5	0	1	0	0	16
Gomez	5-6	3-4	0-0	0	0	13	4	2	1	0	25
Tomaic	2-3	0-0	0-0	2	3	4	1	1	0	2	15
Johnson	0-0	0-0	1-2	4	3	1	1	1	2	13	
Butler	1-2	0-1	0-0	0	3	2	0	1	1	0	9
Dimviddie Jr.	0-0	0-0	0-0	0	0	0	0	0	0	0	2
Evans	0-0	0-0	0-0	0	0	0	1	1	0	0	1
TEAM				4							
Totals	24-43	7-17	19-24	36	19	74	11	12	4	11	200

Halftime: San Diego State 40, Saint Mary's 20. **FG%:** San Diego State 55.8, Saint Mary's 31.0. **3FG%:** San Diego State 41.2, Saint Mary's 22.7. **FT%:** San Diego State 79.2, Saint Mary's 53.3. **Officials:** Mike Reed, Verne Harris, Doran Gotschall. **Technical:** Johnson (Saint Mary's).



GAME 8

Colorado State 70 San Diego State 67

Jan. 2, 2021 | San Diego, Calif.
Viejas Arena | Att.: 0

SAN DIEGO (AP) - John Tonje scored 11 points, and his four-point play with 12.3 seconds left helped carry Colorado State to a 70-67 win over San Diego State on Saturday.

Tonje buried the three and drew a foul on Jordan Schakel to give the Rams a 68-67 lead. Matt Mitchell missed a jumper for SDSU with three seconds remaining and Kendle Moore made two free throws to finish it, as CSU scored the last 11 points of the game.

The Rams had a 14-0 run earlier in the second half and a 19-0 run in the first half.

The Aztecs led 36-10 led when Terrell Gomez made a three-pointer with 8:15 left before halftime. The Rams (6-1, 3-0 Mountain West) proceeded to outscore San Diego State 23-4 to narrow their deficit to 40-33 at halftime.

The comeback is the largest in school and conference history. The Aztecs on 14-of-30 free throws.

David Roddy recorded his third consecutive double-double with 15 points and 12 rebounds for CSU.

Gomez had 19 points for the Aztecs (6-2, 0-1).

The two teams will battle each other once again on Monday, Jan. 4, starting at 6 p.m. PT inside Steve Fisher Court at Viejas Arena.

Colorado State	FG	3FG	FT	R	F	TP	A	TO	S	B	MP
Thomas *	0-1	0-0	0-0	1	1	0	0	0	0	0	8
Roddy *	7-11	1-2	0-0	12	3	15	3	1	1	1	34
Thistlewood *	5-9	4-7	1-2	3	1	15	1	1	0	0	34
Moore *	4-8	3-5	2-2	5	3	13	3	3	2	0	34
Stevens *	3-13	1-6	4-4	4	2	11	9	5	1	0	40
Tonje	3-6	2-3	3-3	2	2	11	0	1	0	0	20
Moors	2-6	0-1	1-2	6	2	5	0	0	0	0	17
Rivera	0-2	0-0	0-0	2	1	0	0	1	0	0	12
Byrd	0-1	0-1	0-0	0	0	0	0	0	0	0	2
TEAM				4							
Totals	24-57	11-27	11-13	39	15	70	16	13	4	1	200

Halftime: San Diego State 40, Colorado State 33. **FG%:** Colorado State 42.1, San Diego State 40.4. **3FG%:** San Diego State 46.7, Colorado State 34.7. **FT%:** Colorado State 84.6, San Diego State 58.3. **Officials:** Tony Padilla, Tommy Nunez, Brad Ferrie. **Technical:** Seiko (San Diego State).



GAME 9

San Diego State 78 Colorado State 65

Jan. 4, 2021 | San Diego, Calif.
Viejas Arena | Att.: 0

SAN DIEGO - Jordan Schakel hit 8-of-11 3-pointers and scored a career-high 28 points as San Diego State rolled past Colorado State 78-65 on Monday night.

Colorado State defeated San Diego State 70-67 on Saturday, setting a school and Mountain West Conference record by erasing a 26-point deficit. In the rally they had a 19-0 first-half run and went 14-0 in the second half before scoring the last 11 points of the game.

In this one the Rams trailed by 29, 42-13, late in the first half and had a 14-0 run early in the second half but never got closer than 14 points until scoring the final basket of the game.

Terrell Gomez had 13 points for San Diego State (7-2, 1-1 Mountain West Conference). Matt Mitchell added 12 points. Nathan Mensah had 11 points.

David Roddy and John Tonje had 15 points for the Rams (6-2, 3-1), whose four-game win streak was broken. Isaiah Stevens had 11 points.

Colorado State	FG	3FG	FT	R	F	TP	A	TO	S	B	MP
Moors *	4-7	0-1	1-2	2	2	9	0	2	0	0	22
Roddy *	4-7	0-0	7-12	5	4	15	1	3	1	1	38
Thistlewood *	1-8	0-6	3-3	0	5	0	0	0	0	0	26
Stevens *	4-10	1-3	2-2	9	1	11	10	4	3	0	40
Rivera *	1-4	1-2	0-0	2	3	3	1	2	1	0	19
Tonje	4-7	3-4	4-4	2	2	15	0	2	0	0	26
Byrd	2-4	2-4	1-1	0	1	7	2	2	1	0	21
Thomas	0-0	0-0	0-1	1	0	0	1	0	1	0	8
TEAM				6							
Totals	20-47	7-20	18-25	27	16	65	15	17	7	1	200

Halftime: San Diego State 45, Colorado State 27. **FG%:** San Diego State 45.8, Colorado State 42.6. **3FG%:** San Diego State 51.9, Colorado State 35.0. **FT%:** Colorado State 72.0, San Diego State 54.5. **Officials:** Randy McCall, Verne Harris, Chris Rastatter. **Technical:** none.



GAME 22

San Diego State 78 Boise State 66

Feb. 25, 2021 | San Diego, Calif.
Viejas Arena | Att.: 0



GAME 23

San Diego State Boise State

Feb. 27, 2021 | San Diego, Calif.
Viejas Arena | Att.:



GAME 24

San Diego State UNLV

March 3, 2021 | Las Vegas, Nev.
Thomas & Mack Center | Att.: 0

SAN DIEGO — After breezing through eight straight wins by an average of 26.4 points, No. 22 San Diego State was brought back to reality by Boise State.

Matt Mitchell scored 24 points, including four in overtime, and the Aztecs overcame 29 points by Derrick Alston Jr. to beat the Broncos 78-66 on Thursday night for their ninth straight win.

Trey Pulliam matched his career high with 18 for SDSU, which blew a 17-point second-half lead before recovering in overtime to take the inside track to repeating as Mountain West Conference regular-season champion.

SDSU (18-4, 12-3) took a half-game lead over Boise State (18-5, 14-4), which had its four-game win streak snapped. On Tuesday, the Mountain West awarded San Diego State a pair of forfeit victories over New Mexico. Those games do not count in SDSU's overall or formal conference record, but will count for seeding and conference championship implications.

That means the Aztecs control their own destiny. They host Boise again on Saturday and then finish with a rescheduled game at UNLV on Wednesday night.

Alston scored 22 points in the second half, including Boise State's first 11 points, to help bring the Broncos back from a 17-point deficit. Boise used a 14-0 run to pull to 52-51, getting three 3-pointers from Emmanuel Akot and a 3 from Alston.

"He just flipped a switch and was a great competitor in the second half and we're going to need every second of that when we play them again," coach Leon Rice said.

After Abu Kigab missed two straight inside shots, Alston hit a step-back 3 to tie it at 58 with 1:39 to go.

Mitchell converted a three-point play for a 61-58 lead and then hit two free throws with 27 seconds left for a 63-60 lead. Rayl Dennis hit a 3-pointer to tie it with 9.3 seconds left.

Mitchell was called for a charge and the game went to overtime. Mitchell made two shots sandwiched around a 3-pointer by Jordan Schakel, and Boise State never recovered. Alston was 0 for 2 in overtime and Boise State, the league's highest-scoring team, had only three points in the extra period.

Mitchell said the only thing to do after blowing the 17-point lead was "just look your teammates in the eyes and tell them to dig in. It's something we've done in practice and we've dealt with different types of adversity. Boise State coming back from a 17-point lead was today's type of adversity."

The Aztecs fattened up on the conference's second-tier teams during their winning streak and then came out strong against the Broncos.

SDSU put on a defensive clinic in the first half, forcing 12 turnovers while Boise went just 3 of 17 on 3-pointers.

Pulliam had 11 points in the first 20 minutes, including a jumper off a rebound at the buzzer for a 29-17 lead.

Boise State	FG	3FG	FT	R	F	TP	A	TO	S	B	MP
Kigab *	1-10	0-4	3-5	4	4	5	4	3	1	1	29
Armus *	2-3	0-0	0-2	9	2	4	2	1	1	0	30
Shaver Jr. *	0-4	0-3	0-0	5	2	0	0	4	1	0	25
Dennis *	4-6	1-2	0-0	1	5	9	4	2	1	0	24
Alston *	10-21	6-16	3-3	2	2	29	2	4	0	0	41
Akot	3-8	3-6	0-0	2	2	9	2	1	0	0	25
Doutrive	4-10	2-6	0-0	2	1	10	1	1	0	0	34
Rice	0-4	0-3	0-0	3	3	0	1	0	0	0	11
Milner	0-0	0-0	0-0	0	0	0	0	0	0	0	5
TEAM				2							
Totals	24-66	12-40	6-10	30	21	66	16	16	4	1	200

San Diego State	FG	3FG	FT	R	F	TP	A	TO	S	B	MP
Mitchell *	8-17	0-5	8-8	9	4	24	0	4	1	0	35
Mensah *	2-3	0-0	1-2	7	3	5	0	0	0	2	25
Gamez *	4-4	2-2	0-0	2	0	10	3	0	3	0	26
Pulliam *	7-14	2-2	2-2	4	1	18	2	5	2	0	33
Schakel *	1-6	1-2	3-4	5	2	6	0	3	2	0	33
Seiko	0-3	0-3	2-2	5	1	2	1	0	0	0	21
Butler	1-5	0-2	2-2	3	0	4	1	2	0	0	15
Tomaic	3-6	1-3	0-0	3	3	7	0	1	0	0	20
Johnson	1-1	0-0	0-1	3	0	2	1	1	2	0	14
Arap	0-1	0-0	0-0	0	1	0	0	0	0	0	5
TEAM				3				1			
Totals	27-60	6-19	18-21	44	15	78	8	17	10	2	200

Halftime: San Diego State 29, Boise State 17. **FG%:** San Diego State 45.0, Boise State 36.4. **3FG%:** San Diego State 31.6, Boise State 30.0. **FT%:** San Diego State 85.7, Boise State 60.0. **Officials:** Chris Rastatter, Mike Scyphers, Jim Schippers. **Technical:** none.

SAN DIEGO STATE SCHEDULE/RESULTS

Record: 18-4 (Home: 12-2, Away: 5-2, Neutral: 1-0)

Mountain West: 12-3 (Home: 8-1, Away: 4-2)

Date	SDSU NR	Opponent	SDSU Result	W-L	Record	MW	Scorer	San Diego State High			Attendance
								Rebounder	Assists		
Nov. 25	rv/rv	(22/21) UCLA	W 73-58	W1	1-0		Mitchell, Schakel - 15	Mensah - 7	Pulliam - 6		
Nov. 27	rv/rv	UC IRVINE (D)	W 77-58	W2	2-0		Johnson - 14	Arop - 7	Tomaic - 3		
Dec. 2	rv/rv	ST. KATHERINE	W 83-41	W3	3-0		Schakel - 16	Mensah - 7	Pulliam - 4		
Dec. 6	rv/rv	PEPPERDINE (D)	W 65-60	W4	4-0		Schakel - 17	Mensah - 6	Arop, Gomez, Pulliam - 3		
Dec. 10	24/rv	at (23/23) Arizona State	W 80-68	W5	5-0		Schakel - 25	Mensah - 15	Gomez - 4		
Dec. 18	18/20	BRIGHAM YOUNG (D)	L 62-72	L1	5-1		Mitchell - 35	Arop, Pulliam - 4	Pulliam - 5		
Dec. 22	rv/rv	vs. Saint Mary's #	W 74-49	W1	6-1		Mensah - 18	Mensah - 13	Gomez - 4		
Jan. 2	rv/23	COLORADO STATE* (D)	L 67-70	L1	6-2	0-1	Gomez - 19	Mitchell - 7	Pulliam - 6		
Jan. 4	rv/rv	(-/rv) COLORADO STATE*	W 78-65	W1	7-2	1-1	Schakel - 28	Schakel - 9	Pulliam - 5		
Jan. 7	rv/rv	NEVADA*	W 65-60	W2	8-2	2-1	Mitchell - 20	Mitchell - 10	Gomez, Schakel - 3		
Jan. 9	rv/rv	NEVADA* (:00)	W 69-67	W3	9-2	3-1	Mitchell - 20	Mitchell - 8	Gomez, Pulliam, Mitchell - 3		
Jan. 14	rv/rv	at Utah State*	L 45-57	L1	9-3	3-2	Mensah - 13	Mensah - 9	four tied w/2	1,585	
Jan. 16	rv/rv	at Utah State* (D)	L 59-64	L2	9-4	3-3	Gomez - 16	Johnson, Mensah - 5	Pulliam - 2	1,638	
Jan. 22	-/rv	at Air Force*	W 98-61	W1	10-4	4-3	Schakel - 18	Mensah - 7	Pulliam - 6		
Jan. 24	-/rv	at Air Force*	W 91-59	W2	11-4	5-3	Schakel - 24	Johnson, Mitchell - 7	Gomez - 6		
Jan. 28	-/rv	WYOMING*	W 87-57	W3	12-4	6-3	Schakel - 16	Mitchell, Tomaic - 7	Butler - 6		
Jan. 30	-/rv	WYOMING*	W 98-71	W4	13-4	7-3	Mitchell - 26	Johnson, Mitchell - 5	Butler, Gomez, Mitchell - 4		
Feb. 8	rv/rv	SAN JOSE STATE*	W 85-54	W5	14-4	8-3	Schakel - 23	Johnson - 13	Pulliam, Seiko - 5		
Feb. 10	rv/rv	SAN JOSE STATE*	W 77-55	W6	15-4	9-3	Schakel - 24	Mitchell - 7	Pulliam - 5		
Feb. 18	25/rv	at Fresno State*	W 67-53	W7	16-4	10-3	Mitchell - 19	Mensah - 8	Butler, Pulliam - 3		
Feb. 20	25/rv	at Fresno State*	W 75-57	W8	17-4	11-3	Schakel - 14	Schakel - 8	Butler, Mitchell, Pulliam - 2		
Feb. 25	22/25	(rv/rv) BOISE STATE*	W-ot 78-66	W9	18-4	12-3	Mitchell - 24	Mitchell - 9	Gomez - 3		
Feb. 27	22/25	(rv/rv) BOISE STATE* (D)									
Mar. 3		at UNLV*									
Mar. 11		Mountain West Quarterfinal									
Mar. 12		Mountain West Semifinal									
Mar. 13		Mountain West Championship									

Caps denotes home game. # - Mott Athletics Center (San Luis Obispo, Calif.). ^ - Neutral site game at Lubbock Christian University (Lubbock, Texas). * - Mountain West Game. ` - Mountain West Men's Basketball Championship (Thomas & Mack Center; Las Vegas, Nevada). SDSU NR - San Diego State national ranking (Associated Press and USA Today coaches polls at game time). Time to the right of opponent name indicates time remaining on a game-winning shot. D - Indicates game played during the afternoon.

Record/Attendance Summary

	G	W-L	Total	Average	High
Home	14	12-2			
Mountain West	9	8-1			
Away	7	5-2	3,223	460	1,638 at Utah State (1-16-21)
Mountain West	6	4-2	3,223	537	1,638 at Utah State (1-16-21)
Neutral	1	1-0			
Total	22	18-4	3,223	147	1,638 at Utah State (1-16-21)
Mountain West	15	12-3	3,223	215	1,638 at Utah State (1-16-21)

Win/Loss Margin

	1	2	3	4	5	6	7	8	9	10	12	13	14	15	18	19	20	25	27	30	31	32	37	42	=<3	=<5	=<10	
Win		1			2						2	1	1	1	1	1	1	1	1	1	1	1	1	1	1	1	3	3
Loss			1		1					1	1															1	2	3

SEASON STATISTICS

Record: 18-4 (Home: 12-2, Away: 5-2, Neutral: 1-0)

No.	Player	GP	GS	Min	Avg	TOTAL			3-PTS			REBOUNDS			PF	FO	A	TO	Blk	Stl	Pts	Avg						
						FG	FGA	Pct	3FG	FGA	Pct	FT	FTA	Pct									Off	Def	Tot	Avg		
20	SCHAKEL, Jordan	22	22	630	28.6	101	216	.468	64	140	.457	47	53	.887	17	72	89	4.0	41	1	24	19	3	25	313	14.2		
11	MITCHELL, Matt	19	18	541	28.5	90	196	.459	24	67	.358	92	110	.836	15	89	104	5.5	47	0	38	47	4	26	296	15.6		
31	MENSAH, Nathan	22	22	472	21.5	74	127	.583	0	3	.000	41	70	.586	45	96	141	6.4	54	1	12	29	32	13	189	8.6		
03	GOMEZ, Terrell	22	10	519	23.6	67	152	.441	46	98	.469	7	8	.875	1	30	31	1.4	26	0	55	20	0	21	187	8.5		
04	PULLIAM, Trey	22	22	572	26.0	59	150	.393	10	37	.270	19	26	.731	12	57	69	3.1	41	0	70	35	0	26	147	6.7		
23	TOMAIC, Joshua	22	0	352	16.0	41	81	.506	5	22	.227	24	32	.750	32	44	76	3.5	62	1	16	15	10	15	111	5.0		
02	SEIKO, Adam	21	7	427	20.3	31	80	.388	24	64	.375	12	17	.706	6	43	49	2.3	29	0	32	18	0	11	98	4.7		
05	BUTLER, Lamont	22	2	282	12.8	33	75	.440	6	23	.261	25	37	.676	3	36	39	1.8	42	1	33	29	1	20	97	4.4		
33	AROP, Aguek	17	7	256	15.1	31	65	.477	2	13	.154	15	30	.500	28	16	44	2.6	37	0	12	15	3	13	79	4.6		
00	JOHNSON, Keshad	18	0	252	14.0	28	58	.483	6	17	.353	16	33	.485	22	49	71	3.9	15	0	16	11	11	5	78	4.3		
10	DINWIDDIE JR., Keith	6	0	43	7.2	12	28	.429	9	21	.429	0	0	.000	1	1	2	0.3	1	0	3	1	0	2	33	5.5		
14	ALGER, Cade	7	0	16	2.3	5	6	.833	0	0	.000	3	5	.600	2	0	2	0.3	1	0	0	1	0	0	13	1.9		
12	EVANS, Che	9	0	41	4.6	3	16	.188	1	8	.125	1	2	.500	1	4	5	0.6	5	0	2	3	0	3	8	0.9		
21	BARNETT, Jared	7	0	16	2.3	2	3	.667	0	0	.000	0	0	.000	0	2	2	0.3	1	0	3	3	0	3	4	0.6		
24	BROUGHTON, Tyler	4	0	3	0.8	0	1	.000	0	0	.000	0	0	.000	0	0	0	0.0	0	0	1	0	0	0	0	0.0		
42	BROUGHTON, Triston	4	0	3	0.8	0	0	.000	0	0	.000	0	0	.000	0	0	0	0.0	0	0	0	0	0	0	0	0.0		
TEAM																												
SAN DIEGO STATE		22				577 1254 .460			197 513 .384			302 423 .714			222 584 806 36.6		404 4 317 259 64 183		1653 75.1									
OPPONENTS		22				447 1152 .388			176 536 .328			252 355 .710			178 509 687 31.2		409 13 282 342 55 108		1322 60.1									

SCORE BY PERIODS:	1st	2nd	OT	Total
SAN DIEGO STATE	826	812	15	-1,653
OPPONENTS	586	733	3	-1,322

Mountain West: 12-3 (Home: 8-1, Away: 4-2)

No.	Player	GP	GS	Min	Avg	TOTAL			3-PTS			REBOUNDS			PF	FO	A	TO	Blk	Stl	Pts	Avg						
						FG	FGA	Pct	3FG	FGA	Pct	FT	FTA	Pct									Off	Def	Tot	Avg		
20	SCHAKEL, Jordan	15	15	429	28.6	74	151	.490	48	99	.485	26	31	.839	13	52	65	4.3	32	1	21	12	3	18	222	14.8		
11	MITCHELL, Matt	12	11	353	29.4	61	130	.469	13	36	.361	53	59	.898	11	66	77	6.4	27	0	25	29	1	16	188	15.7		
03	GOMEZ, Terrell	15	9	372	24.8	48	110	.436	34	69	.493	3	4	.750	1	23	24	1.6	18	0	39	12	0	15	133	8.9		
31	MENSAH, Nathan	15	15	318	21.2	46	82	.561	0	0	.000	26	50	.520	29	56	85	5.7	36	0	7	24	17	9	118	7.9		
04	PULLIAM, Trey	15	15	393	26.2	42	107	.393	7	26	.269	14	16	.875	9	43	52	3.5	28	0	49	26	0	19	105	7.0		
05	BUTLER, Lamont	15	2	222	14.8	28	62	.452	5	19	.263	21	33	.636	2	31	33	2.2	32	1	28	23	0	16	82	5.5		
23	TOMAIC, Joshua	15	0	249	16.6	26	55	.473	3	13	.231	22	29	.759	27	28	55	3.7	41	1	9	10	8	6	77	5.1		
02	SEIKO, Adam	14	7	307	21.9	26	62	.419	20	50	.400	4	7	.571	2	25	27	1.9	19	0	25	14	0	4	76	5.4		
00	JOHNSON, Keshad	12	0	177	14.8	19	40	.475	3	10	.300	10	21	.476	15	38	53	4.4	11	0	11	8	7	3	51	4.3		
33	AROP, Aguek	11	1	127	11.5	20	32	.625	1	5	.200	8	15	.533	15	7	22	2.0	24	0	3	6	3	7	49	4.5		
10	DINWIDDIE JR., Keith	3	0	21	7.0	6	15	.400	3	10	.300	0	0	.000	1	0	1	0.3	0	0	3	0	0	2	15	5.0		
14	ALGER, Cade	5	0	11	2.2	5	6	.833	0	0	.000	3	5	.600	2	0	2	0.4	1	0	0	0	0	0	13	2.6		
12	EVANS, Che	6	0	31	5.2	2	12	.167	1	6	.167	1	2	.500	1	3	4	0.7	4	0	1	2	0	3	6	1.0		
21	BARNETT, Jared	5	0	11	2.2	2	2	1.000	0	0	.000	0	0	.000	0	1	1	0.2	1	0	2	2	0	3	4	0.8		
24	BROUGHTON, Tyler	3	0	2	0.7	0	1	.000	0	0	.000	0	0	.000	0	0	0	0.0	0	0	1	0	0	0	0	0.0		
42	BROUGHTON, Triston	3	0	2	0.7	0	0	.000	0	0	.000	0	0	.000	0	0	0	0.0	0	0	0	0	0	0	0	0.0		
TEAM																												
SAN DIEGO STATE		15				405 867 .467			138 343 .402			191 272 .702			155 402 557 37.1		276 3 224 178 39 121		1139 75.9									
OPPONENTS		15				307 781 .393			125 371 .337			177 246 .720			110 341 451 30.1		271 8 195 229 37 82		916 61.1									

SCORE BY PERIODS:	1st	2nd	OT	Total
SAN DIEGO STATE	595	529	15	-1,139
OPPONENTS	395	518	3	-916

HOME/AWAY STATISTICS

Home: 12-2

No.	Player	GP	GS	Min	Avg	TOTAL			3-PTS			FT			REBOUNDS							Pts	Avg						
						FG	FGA	Pct	3FG	FGA	Pct	FT	FTA	Pct	Off	Def	Tot	Avg	PF	FO	A			TO	Blk	Stl			
11	MITCHELL, Matt	13	13	382	29.4	71	149	.477	20	55	.364	58	68	.853	12	64	76	5.8	34	0	27	33	3	18	220	16.9			
20	SCHAKEL, Jordan	14	14	399	28.5	57	131	.435	40	87	.460	34	38	.895	10	49	59	4.2	30	1	18	14	2	15	188	13.4			
31	MENSAH, Nathan	14	14	302	21.6	44	78	.564	0	1	.000	27	45	.600	28	52	80	5.7	33	1	8	12	18	8	115	8.2			
03	GOMEZ, Terrell	14	6	321	22.9	41	96	.427	26	61	.426	5	6	.833	0	25	25	1.8	14	0	32	13	0	15	113	8.1			
04	PULLIAM, Trey	14	14	364	26.0	36	92	.391	5	22	.227	12	17	.706	7	36	43	3.1	22	0	52	25	0	18	89	6.4			
23	TOMAIC, Joshua	14	0	233	16.6	29	52	.558	5	14	.357	16	21	.762	22	32	54	3.9	38	0	12	9	4	12	79	5.6			
02	SEIKO, Adam	13	5	274	21.1	18	55	.327	14	44	.318	10	12	.833	3	28	31	2.4	23	0	21	12	0	9	60	4.6			
05	BUTLER, Lamont	14	0	160	11.4	19	46	.413	5	17	.294	17	22	.773	1	23	24	1.7	27	1	19	15	1	8	60	4.3			
00	JOHNSON, Keshad	11	0	156	14.2	22	43	.512	6	13	.462	10	21	.476	16	25	41	3.7	6	0	9	6	5	3	60	5.5			
33	AROP, Aguek	10	4	157	15.7	19	41	.463	2	10	.200	7	16	.438	19	12	31	3.1	23	0	8	7	2	9	47	4.7			
10	DINWIDDIE JR., Keith	3	0	23	7.7	6	16	.375	6	14	.429	0	0	.000	0	1	1	0.3	1	0	0	1	0	0	18	6.0			
14	ALGER, Cade	5	0	11	2.2	2	2	1.000	0	0	.000	2	2	1.000	0	0	0	0.0	1	0	0	1	0	0	6	1.2			
12	EVANS, Che	6	0	26	4.3	2	14	.143	0	7	.000	1	2	.500	1	2	3	0.5	5	0	1	0	0	3	5	0.8			
21	BARNETT, Jared	5	0	11	2.2	2	3	.667	0	0	.000	0	0	.000	0	2	2	0.4	0	0	2	1	0	2	4	0.8			
24	BROUGHTON, Tyler	4	0	3	0.8	0	1	.000	0	0	.000	0	0	.000	0	0	0	0.0	0	0	1	0	0	0	0	0.0			
42	BROUGHTON, Triston	4	0	3	0.8	0	0	.000	0	0	.000	0	0	.000	0	0	0	0.0	0	0	0	0	0	0	0	0.0			
TEAM														24	31	55	3.9	0								8			0
SAN DIEGO STATE		14				368	819	.449	129	345	.374	199	270	.737	143	382	525	37.5	257	3	210	157	35	120	1064	76.0			
OPPONENTS		14				284	742	.383	114	355	.321	172	231	.745	106	338	444	31.7	260	6	187	215	35	57	854	61.0			

SCORE BY PERIODS:	1st	2nd	OT	Total
SAN DIEGO STATE	535	514	15	- 1,064
OPPONENTS	385	466	3	- 854

Away/Neutral: 6-2 (Away: 5-2, Neutral: 1-0)

No.	Player	GP	GS	Min	Avg	TOTAL			3-PTS			FT			REBOUNDS							Pts	Avg						
						FG	FGA	Pct	3FG	FGA	Pct	FT	FTA	Pct	Off	Def	Tot	Avg	PF	FO	A			TO	Blk	Stl			
20	SCHAKEL, Jordan	8	8	231	28.9	44	85	.518	24	53	.453	13	15	.867	7	23	30	3.8	11	0	6	5	1	10	125	15.6			
11	MITCHELL, Matt	6	5	159	26.5	19	47	.404	4	12	.333	34	42	.810	3	25	28	4.7	13	0	9	14	1	8	76	12.7			
03	GOMEZ, Terrell	8	4	198	24.8	26	56	.464	20	37	.541	2	2	1.000	1	5	6	0.8	12	0	23	7	0	6	74	9.3			
31	MENSAH, Nathan	8	8	170	21.3	30	49	.612	0	2	.000	14	25	.560	17	44	61	7.6	21	0	4	17	14	5	74	9.3			
04	PULLIAM, Trey	8	8	208	26.0	23	58	.397	5	15	.333	7	9	.778	5	21	26	3.3	19	0	18	10	0	8	58	7.3			
02	SEIKO, Adam	8	2	153	19.1	13	25	.520	10	20	.500	2	5	.400	3	15	18	2.3	6	0	11	6	0	2	38	4.8			
05	BUTLER, Lamont	8	2	122	15.3	14	29	.483	1	6	.167	8	15	.533	2	13	15	1.9	15	0	14	14	0	12	37	4.6			
23	TOMAIC, Joshua	8	0	119	14.9	12	29	.414	0	8	.000	8	11	.727	10	12	22	2.8	24	1	4	6	6	3	32	4.0			
33	AROP, Aguek	7	3	99	14.1	12	24	.500	0	3	.000	8	14	.571	9	4	13	1.9	14	0	4	8	1	4	32	4.6			
00	JOHNSON, Keshad	7	0	96	13.7	6	15	.400	0	4	.000	6	12	.500	6	24	30	4.3	9	0	7	5	6	2	18	2.6			
10	DINWIDDIE JR., Keith	3	0	20	6.7	6	12	.500	3	7	.429	0	0	.000	1	0	1	0.3	0	0	3	0	0	2	15	5.0			
14	ALGER, Cade	2	0	5	2.5	3	4	.750	0	0	.000	1	3	.333	2	0	2	1.0	0	0	0	0	0	0	7	3.5			
12	EVANS, Che	3	0	15	5.0	1	2	.500	1	1	1.000	0	0	.000	0	2	2	0.7	0	0	1	3	0	0	3	1.0			
21	BARNETT, Jared	2	0	5	2.5	0	0	.000	0	0	.000	0	0	.000	0	0	0	0.0	1	0	1	2	0	1	0	0.0			
TEAM														13	14	27	3.4	2								5			0
SAN DIEGO STATE		8				209	435	.480	68	168	.405	103	153	.673	79	202	281	35.1	147	1	105	102	29	63	589	73.6			
OPPONENTS		8				163	410	.398	62	181	.343	80	124	.645	72	171	243	30.4	149	7	95	127	20	51	468	58.5			

SCORE BY PERIODS:	1st	2nd	Total
SAN DIEGO STATE	291	298	- 589
OPPONENTS	201	267	- 468

WIN/LOSS STATISTICS

Wins: 18

No.	Player	GP	GS	Min	Avg	TOTAL			3-PTS			REBOUNDS			PF	FO	A	TO	Blk	Stl	Pts	Avg						
						FG	FGA	Pct	3FG	FGA	Pct	FT	FTA	Pct									Off	Def	Tot	Avg		
20	SCHAKEL, Jordan	18	18	512	28.4	88	177	.497	56	115	.487	47	53	.887	16	59	75	4.2	29	0	21	16	2	20	279	15.5		
11	MITCHELL, Matt	16	15	449	28.1	69	154	.448	17	52	.327	82	98	.837	12	80	92	5.8	40	0	31	35	4	23	237	14.8		
31	MENSAH, Nathan	18	18	378	21.0	64	108	.593	0	3	.000	33	54	.611	38	82	120	6.7	45	0	8	22	25	10	161	8.9		
03	GOMEZ, Terrell	18	10	426	23.7	54	116	.466	37	79	.468	5	6	.833	1	25	26	1.4	21	0	50	19	0	16	150	8.3		
04	PULLIAM, Trey	18	18	451	25.1	54	121	.446	8	29	.276	14	19	.737	10	41	51	2.8	29	0	55	29	0	22	130	7.2		
23	TOMAIC, Joshua	18	0	289	16.1	35	62	.565	4	15	.267	21	27	.778	29	35	64	3.6	54	1	14	14	9	11	95	5.3		
05	BUTLER, Lamont	18	2	247	13.7	27	66	.409	6	22	.273	24	35	.686	3	34	37	2.1	41	1	31	22	1	15	84	4.7		
00	JOHNSON, Keshad	14	0	213	15.2	28	53	.528	6	15	.400	14	27	.519	19	43	62	4.4	14	0	15	9	9	5	76	5.4		
02	SEIKO, Adam	17	4	335	19.7	23	64	.359	17	50	.340	12	17	.706	5	37	42	2.5	24	0	25	14	0	8	75	4.4		
33	AROP, Aguek	14	5	203	14.5	29	55	.527	2	9	.222	15	29	.517	24	11	35	2.5	31	0	11	9	3	9	75	5.4		
10	DINWIDDIE JR., Keith	6	0	43	7.2	12	28	.429	9	21	.429	0	0	.000	1	1	2	0.3	1	0	3	1	0	2	33	5.5		
14	ALGER, Cade	7	0	16	2.3	5	6	.833	0	0	.000	3	5	.600	2	0	2	0.3	1	0	0	1	0	0	13	1.9		
12	EVANS, Che	9	0	41	4.6	3	16	.188	1	8	.125	1	2	.500	1	4	5	0.6	5	0	2	3	0	3	8	0.9		
21	BARNETT, Jared	7	0	16	2.3	2	3	.667	0	0	.000	0	0	.000	0	2	2	0.3	1	0	3	3	0	3	4	0.6		
24	BROUGHTON, Tyler	4	0	3	0.8	0	1	.000	0	0	.000	0	0	.000	0	0	0	0.0	0	0	1	0	0	0	0	0.0		
42	BROUGHTON, Triston	4	0	3	0.8	0	0	.000	0	0	.000	0	0	.000	0	0	0	0.0	0	0	0	0	0	0	0	0.0		
TEAM														26	42	68	3.8	0					11					0
SAN DIEGO STATE		18				493	1030	.479	163	418	.390	271	372	.728	187	496	683	37.9	336	2	270	208	53	147	1420	78.9		
OPPONENTS		18				356	937	.380	142	441	.322	205	299	.686	139	394	533	29.6	347	11	225	278	40	85	1059	58.8		

SCORE BY PERIODS:	1st	2nd	OT	Total
SAN DIEGO STATE	714	691	15	- 1,420
OPPONENTS	463	593	3	- 1,059

Loses: 4

No.	Player	GP	GS	Min	Avg	TOTAL			3-PTS			REBOUNDS			PF	FO	A	TO	Blk	Stl	Pts	Avg						
						FG	FGA	Pct	3FG	FGA	Pct	FT	FTA	Pct									Off	Def	Tot	Avg		
11	MITCHELL, Matt	3	3	92	30.7	21	42	.500	7	15	.467	10	12	.833	3	9	12	4.0	7	0	7	12	0	3	59	19.7		
03	GOMEZ, Terrell	4	0	93	23.3	13	36	.361	9	19	.474	2	2	1.000	0	5	5	1.3	5	0	5	1	0	5	37	9.3		
20	SCHAKEL, Jordan	4	4	118	29.5	13	39	.333	8	25	.320	0	0	.000	1	13	14	3.5	12	1	3	3	1	5	34	8.5		
31	MENSAH, Nathan	4	4	94	23.5	10	19	.526	0	0	.000	8	16	.500	7	14	21	5.3	9	1	4	7	7	3	28	7.0		
02	SEIKO, Adam	4	3	92	23.0	8	16	.500	7	14	.500	0	0	.000	1	6	7	1.8	5	0	7	4	0	3	23	5.8		
04	PULLIAM, Trey	4	4	121	30.3	5	29	.172	2	8	.250	5	7	.714	2	16	18	4.5	12	0	15	6	0	4	17	4.3		
23	TOMAIC, Joshua	4	0	63	15.8	6	19	.316	1	7	.143	3	5	.600	3	9	12	3.0	8	0	2	1	1	4	16	4.0		
05	BUTLER, Lamont	4	0	35	8.8	6	9	.667	0	1	.000	1	2	.500	0	2	2	0.5	1	0	2	7	0	5	13	3.3		
33	AROP, Aguek	3	2	53	17.7	2	10	.200	0	4	.000	0	1	.000	4	5	9	3.0	6	0	1	6	0	4	4	1.3		
00	JOHNSON, Keshad	4	0	39	9.8	0	5	.000	0	2	.000	2	6	.333	3	6	9	2.3	1	0	1	2	2	0	2	0.5		
TEAM														11	3	14	3.5	2					2					0
SAN DIEGO STATE		4				84	224	.375	34	95	.358	31	51	.608	35	88	123	30.8	68	2	47	51	11	36	233	58.2		
OPPONENTS		4				91	215	.423	34	95	.358	47	56	.839	39	115	154	38.5	62	2	57	64	15	23	263	65.8		

SCORE BY PERIODS:	1st	2nd	Total
SAN DIEGO STATE	112	121	- 233
OPPONENTS	123	140	- 263

SAN DIEGO STATE THANKSGIVING CLASSIC

Record: 2-0

No.	Player	GP	GS	Min	Avg	TOTAL			3-PTS			FT			REBOUNDS				PF	FO	A	TO	Blk	Stl	Pts	Avg	
						FG	FGA	Pct	3FG	FGA	Pct	FT	FTA	Pct	Off	Def	Tot	Avg									
11	MITCHELL, Matt	2	2	56	28.0	9	23	.391	4	11	.364	4	5	.800	1	5	6	3.0	4	0	4	3	0	4	26	13.0	
03	GOMEZ, Terrell	2	0	36	18.0	5	12	.417	4	9	.444	4	4	1.000	0	1	1	0.5	1	0	3	4	0	3	18	9.0	
20	SCHAKEL, Jordan	2	2	56	28.0	5	15	.333	4	10	.400	4	4	1.000	0	5	5	2.5	5	0	1	1	0	1	18	9.0	
04	PULLIAM, Trey	2	2	50	25.0	7	12	.583	2	4	.500	1	3	.333	2	4	6	3.0	2	0	7	2	0	0	17	8.5	
00	JOHNSON, Keshad	2	0	29	14.5	5	10	.500	3	5	.600	3	4	.750	4	3	7	3.5	0	0	2	1	1	1	16	8.0	
33	AROP, Aguek	2	2	46	23.0	4	12	.333	0	2	.000	6	10	.600	6	5	11	5.5	6	0	3	1	0	1	14	7.0	
23	TOMAIC, Joshua	2	0	32	16.0	6	9	.667	1	4	.250	1	1	1.000	2	2	4	2.0	7	0	4	3	0	2	14	7.0	
31	MENSAH, Nathan	2	2	38	19.0	6	12	.500	0	1	.000	1	3	.333	4	8	12	6.0	6	0	2	0	1	2	13	6.5	
10	DINWIDDIE JR., Keith	1	0	4	4.0	2	4	.500	2	3	.667	0	0	.000	0	0	0	0.0	0	0	0	0	0	0	6	6.0	
05	BUTLER, Lamont	2	0	18	9.0	2	5	.400	1	2	.500	0	0	.000	0	0	0	0.0	3	0	1	1	0	1	5	2.5	
02	SEIKO, Adam	2	0	30	15.0	1	5	.200	1	3	.333	0	0	.000	2	3	5	2.5	4	0	3	1	0	1	3	1.5	
12	EVANS, Che	1	0	3	3.0	0	1	.000	0	1	.000	0	0	.000	0	0	0	0.0	1	0	0	0	0	0	0	0.0	
14	ALGER, Cade	1	0	1	1.0	0	0	.000	0	0	.000	0	0	.000	0	0	0	0.0	0	0	0	0	0	0	0	0.0	
21	BARNETT, Jared	1	0	1	1.0	0	0	.000	0	0	.000	0	0	.000	0	1	1	1.0	0	0	0	1	0	0	0	0.0	
TEAM															4	3	7	3.5	0			2			0		
SAN DIEGO STATE		2					52	120	.433	22	55	.400	24	34	.706	25	40	65	32.5	39	0	30	20	2	16	150	75.0
OPPONENTS		2					40	91	.440	12	39	.308	24	38	.632	16	50	66	33.0	36	1	24	40	7	3	116	58.0

SCORE BY PERIODS:	1st	2nd	Total
SAN DIEGO STATE	68	82	-150
OPPONENTS	53	63	-116

TEAM GAME-BY-GAME

Opponent	Site/Date	FG-FGA	Pct	3P-3PA	Pct	FT-FTA	Pct	Off-Def	Tot	PF	AT	TO	BS	ST	1st-2nd	Pts
at (rv/rv) SDSU (22/21) UCLA	H 11/25	27-58 17-43	.466 .395	9-23 7-21	.391 .333	10-12 17-24	.833 .708	12-22 7-21	34 28	21 18	16 10	10 15	2 2	5 1	34-39 28-30	73 58
at (rv/rv) SDSU UC Irvine	H 11/27	25-62 23-48	.403 .479	13-32 5-18	.406 .278	14-22 7-4	.636 .500	13-18 9-29	31 38	17 19	14 14	10 25	0 5	11 2	34-43 25-33	77 58
at (rv/rv) SDSU St. Katherine	H 12/2	27-56 14-56	.482 .250	11-29 7-26	.379 .269	18-22 6-8	.818 .750	4-36 8-26	40 34	15 19	15 13	9 17	3 0	12 2	48-35 16-25	83 41
at (rv/rv) SDSU Pepperdine	H 12/6	21-50 23-54	.420 .426	2-19 7-21	.105 .333	21-31 7-10	.667 .700	11-27 5-22	38 27	18 23	11 14	15 16	3 3	11 6	20-45 34-26	65 60
(24/rv) SDSU at (23/23) Arizona State	A 12/10	27-61 20-58	.443 .345	8-25 13-34	.320 .382	18-25 15-22	.720 .682	11-33 10-27	44 37	20 23	14 14	12 13	3 5	8 5	35-45 33-35	80 68
at (18/20) SDSU Brigham Young	H 12/18	21-57 25-54	.368 .463	9-25 7-23	.360 .304	11-15 15-16	.733 .938	11-15 14-26	26 40	17 16	12 15	13 17	3 3	11 4	20-42 35-37	62 72
(rv/rv) SDSU vs. Saint Mary's	N 12/22	24-43 18-58	.558 .310	7-17 5-22	.412 .227	19-24 8-15	.792 .533	5-31 15-17	36 32	19 21	11 7	12 10	11 0	4 6	40-34 20-29	74 49
at (rv/23) SDSU Colorado State	H 1/2	23-57 24-57	.404 .421	14-30 11-27	.467 .407	7-12 11-13	.583 .846	5-26 8-31	31 39	17 15	18 16	10 13	9 4	3 1	40-27 33-37	67 70
at (rv/rv) SDSU (--/rv) Colorado State	H 1/4	29-52 20-47	.558 .426	14-27 7-20	.519 .350	6-11 18-25	.545 .720	6-24 8-19	30 27	25 16	18 15	17 17	4 1	8 7	50-28 24-41	78 65
at (rv/rv) SDSU Nevada	H 1/7	20-49 21-57	.408 .368	6-16 7-20	.375 .350	19-22 6-25	.864 .31	4-31 6-25	35 31	14 19	10 12	10 9	4 5	4 5	32-33 28-32	65 60
at (rv/rv) SDSU Nevada	H 1/9	23-53 24-53	.434 .453	7-22 7-20	.318 .350	16-20 12-15	.800 .800	10-23 8-22	33 30	18 18	13 16	13 13	3 3	4 7	34-35 31-36	69 67
(rv/rv) SDSU at Utah State	A 1/14	17-54 23-53	.315 .434	5-21 9-23	.238 .391	6-9 2-2	.667 1.000	11-23 7-29	34 36	11 12	10 15	16 18	2 4	10 10	20-25 33-24	45 57
(rv/rv) SDSU at Utah State	A 1/16	23-56 19-51	.411 .373	6-19 7-22	.316 .318	7-15 19-25	.467 .760	8-24 10-29	32 39	23 19	7 11	12 16	3 7	6 5	32-27 22-42	59 64
(--/rv) SDSU at Air Force	A 1/22	36-66 22-40	.545 .550	13-29 9-21	.448 .429	13-24 8-13	.542 .615	20-18 3-14	38 17	18 19	27 13	16 27	1 1	15 9	52-46 16-45	98 61
(--/rv) SDSU at Air Force	A 1/24	31-60 21-45	.517 .467	16-30 8-21	.533 .381	13-18 9-16	.722 .563	16-26 2-16	42 18	18 20	21 16	13 13	3 2	4 6	44-47 31-28	91 59
at (--/rv) SDSU Wyoming	H 1/28	36-65 18-60	.554 .300	11-21 10-40	.524 .250	4-8 11-13	.500 .846	8-35 9-22	43 31	17 13	22 14	14 16	2 2	9 4	63-24 30-27	87 57
at (--/rv) SDSU Wyoming	H 1/30	34-56 20-46	.607 .435	11-23 10-30	.478 .333	19-22 21-29	.864 .724	9-26 6-14	35 20	26 23	21 15	8 12	0 1	5 5	51-47 28-43	98 71
at (rv/rv) SDSU San Jose State	H 2/8	26-71 17-50	.366 .340	6-27 7-21	.222 .333	27-35 13-18	.771 .722	26-28 7-23	54 30	18 23	14 9	5 15	2 5	13 3	47-38 29-25	85 54
at (rv/rv) SDSU San Jose State	H 2/10	29-73 14-51	.397 .275	10-32 10-28	.313 .357	9-17 17-23	.529 .739	14-37 3-36	51 39	19 18	18 8	6 14	4 3	8 3	33-44 27-28	77 55
(25/--) SDSU at Fresno State	A 2/18	26-54 18-54	.481 .333	5-15 6-18	.333 .333	10-14 11-15	.714 .733	5-27 11-25	32 36	18 16	8 10	10 15	3 0	7 6	32-35 20-33	67 53
(25/--) SDSU at Fresno State	A 2/20	25-41 22-51	.610 .451	8-12 5-20	.667 .250	17-24 8-16	.708 .500	3-20 14-14	23 28	20 19	7 9	11 15	3 1	9 4	36-39 26-31	75 57

TEAM GAME-BY-GAME

Opponent	Site/Date	FG-FGA	Pct	3P-3PA	Pct	FT-FTA	Pct	Off-Def	Tot	PF	AT	TO	BS	ST	1st-2nd	Pts
at (22/25) SDSU	H	27-60	.450	6-19	.316	18-21	.857	10-34	44	15	8	17	2	10	29-34-15	78
(rv/rv) Boise State	2/25	24-66	.364	12-40	.300	6-10	.600	8-22	30	21	16	16	1	4	17-46-3	66

LARGEST SAN DIEGO STATE RUNS (all (23) runs of at least 10-0)

Date	Opponent	Run	H Time Elapsed	SDSU First Score	Opponent Score	SDSU FGM-A	SDSU 3FG-A	SDSU FTM-A	Opp. FGM-A	Opp. 3FG-A	Opp. FTM-A	San Diego State Points By:	
Jan. 22	at Air Force*	22-0	1st	5:58	13:53	7:55	8-10	3-4	3-5	0-5	0-4	0-0	Arop 6, Seiko 5, Gomez 3, Butler 3, Johnson 2, Mensah 2, Schakel
Dec. 2	ST. KATHERINE	20-0	1st	6:11	6:11	0:00	7-10	4-7	2-2	0-7	0-3	0-2	Dinwiddie 6, Pulliam 4, Gomez 3, Schakel 3, Butler 2, Johnson 2
Feb. 19	at Fresno State*	19-0	1st	8:12	15:54	7:42	8-14	0-3	3-5	0-10	0-4	0-2	Schakel 6, Mitchell 5, Butler 2, Gomez 2, Pulliam 2, Tomaic 2
Dec. 2	ST. KATHERINE	19-0	1st	4:40	12:07	7:27	4-6	1-2	10-10	0-4	0-2	0-0	Schakel 7, Mensah 4, Gomez 3, Johnson 3, Butler 2
Jan. 22	at Air Force*	14-0	1st	4:16	6:02	1:46	5-6	2-3	0-0	0-3	0-0	0-0	Schakel 5, Arop 4, Seiko 3, Mensah 2
Jan. 2	COLORADO STATE*	14-0	1st	4:48	18:51	14:03	5-8	3-5	1-1	0-5	0-3	0-0	Mitchell 6, Schakel 6, Mensah 2
Dec. 18	BRIGHAM YOUNG (D)	14-0	2nd	3:34	5:06	1:32	5-6	4-5	0-0	0-3	0-3	0-0	Mitchell 11, Seiko 3
Dec. 10	at Arizona State	13-0	2nd	3:21	15:00	11:39	5-7	2-4	1-1	0-7	0-4	0-0	Schakel 8, Tomaic 3, Seiko 2
Jan. 28	WYOMING*	12-0	1st	2:20	17:04	14:44	5-7	2-3	0-0	0-3	0-3	0-0	Gomez 5, Schakel 5, Butler 2
Jan. 4	COLOARDO STATE*	12-0	1st	8:45	5:04	3:41	4-6	1-1	3-3	0-4	0-2	0-0	Mensah 4, Gomz 3, Mitchell 3, Schakel 2
Feb. 19	at Fresno State*	11-0	1st/2nd	2:18	0:02	17:54	5-5	1-1	0-0	0-2	0-0	0-0	Pulliam 9, Mitchell 2
Feb. 8	SAN JOSE STATE*	11-0	1st	3:18	4:08	0:50	4-9	2-4	1-1	0-4	0-1	0-0	Johnson 3, Schakel 3, Seiko 3, Mensah 2
Jan. 30	WYOMING*	11-0	1st	3:31	13:22	9:51	3-5	1-2	4-4	0-5	0-4	0-0	Seiko 5, Johnson 2, Schakel 2, Tomaic 2
Jan. 24	at Air Force*	11-0	2nd	2:25	15:40	13:15	4-5	2-2	0-0	0-2	0-1	0-0	Schakel 8, Mitchell 3
Jan. 2	COLORADO STATE*	11-0	1st	3:01	13:41	10:40	4-4	3-3	0-2	0-4	0-2	0-1	Gomez 6, Seiko 3, Tomaic 2
Dec. 22	vs. Saint Mary's @	11-0	2nd	3:57	6:03	2:06	3-4	0-1	5-8	0-3	0-0	0-2	Mitchell 4, Mensah 4, Tomaic 2, Pulliam
Dec. 22	vs. Saint Mary's @	11-0	1st	4:36	10:25	5:49	5-6	1-1	0-0	0-7	0-2	0-0	Gomez 7, Butler 2, Mensah 2
Nov. 27	UC IRVINE #	11-0	1st	3:37	3:37	0:00	3-4	2-3	3-5	0-4	0-4	0-1	Mitchell 5, Pulliam 5, Arop 1
Feb. 10	SAN JOSE STATE*	10-0	2nd	3:08	12:27	9:19	4-5	2-2	0-0	0-5	0-0	0-0	Butler 5, Schakel 3, Arop 2
Feb. 8	SAN JOSE STATE*	10-0	1st/2nd	3:28	0:36	17:08	4-5	0-0	2-4	0-6	0-3	0-1	Pulliam 4, Mensah 2, Schakel 2, Butler, Tomaic
Jan. 28	WYOMING*	10-0	1st	1:51	11:15	9:24	4-5	0-0	2-2	0-2	0-2	0-0	Butler 5, Johnson 3, Tomaic 2
Dec. 10	at Arizona State	10-0	1st	3:56	18:03	14:07	3-6	2-3	2-4	0-6	0-5	0-0	Schakel 8, Mensah 2
Jan. 24	at Air Force*	10-0	2nd	4:31	10:17	5:46	4-5	2-3	0-0	0-4	0-3	0-2	Mitchell 3, Schakel 3, Arop 2, Tomaic 2

Caps denotes home game. D - Game what was played during the day. # - San Diego State Thanksgiving Classic. @ - Mott Athletics Center (San Luis Obispo, Calif.). * - Mountain West Game. ^ - Mountain West Men's Basketball Championship (Thomas & Mack Center; Las Vegas, Nevada).

INDIVIDUAL GAME-BY-GAME (POINTS/REBOUNDS/ASSISTS)

Opponent	0 Keshad Johnson	2 Adam Seiko	3 Terrell Gomez	4 Trey Pulliam	5 Lamont Butler	10 Keith Dinwiddie	11 Matt Mitchell	12 Che Evans	14 Cade Alger	20 Jordan Schakel	21 Jared Barnett	23 Joshua Tomaic	24 Tyler Broughton	31 Nathan Mensah	32 Derek Morhar	33 Aguiek Arop	42 Triston Broughton
UCLA	2/3/2	0/3/1	10/1/2	8/4/6	0/0/0	CD	15/2/2	CD	CD	15/3/0	CD	9/3/1	CD	4/7/1	CD	10/4/1	CD
UC IRVINE	14/4/0	3/2/2	8/0/1	9/2/1	5/0/1	6/0/0	11/4/2	0/0/0	0/0/0	3/2/1	0/1/0	5/1/3	CD	9/5/1	CD	4/7/2	CD
ST. KATHERINE	9/5/2	0/4/0	13/3/2	6/1/4	6/3/1	12/1/0	10/4/3	2/1/0	0/0/0	16/3/1	0/0/1	0/6/0	0/0/0	9/7/0	CD	INJ	0/0/0
PEPPERDINE	1/0/0	6/4/2	2/3/3	2/3/3	0/0/0	CD	13/5/0	CD	CD	17/5/0	CD	10/5/0	CD	6/6/0	CD	8/4/3	CD
at Arizona State	DNT	2/3/1	6/0/4	7/1/2	2/3/2	DNT	14/5/2	DNT	DNT	25/6/0	DNT	3/2/0	DNT	17/15/1	DNT	4/3/2	DNT
BRIGHAM YOUNG	0/2/0	6/1/0	2/0/0	3/4/5	0/0/1	CD	35/3/2	CD	CD	3/3/1	CD	3/2/2	CD	8/3/1	CD	2/4/0	CD
vs. Saint Mary's #	1/4/1	5/5/0	13/0/4	7/2/0	2/0/0	0/0/0	10/4/2	0/0/0	CD	12/2/0	CD	4/2/1	DNT	18/13/1	DNT	2/0/1	DNT
COLORADO STATE*	0/1/0	12/2/4	19/2/2	2/5/6	0/0/0	INJ	14/7/3	CD	CD	12/5/1	INJ	4/3/0	CD	4/4/2	CD	ILL	CD
COLORADO STATE*	INJ	0/0/2	13/1/4	4/3/5	4/1/1	INJ	12/5/2	CD	INJ	28/9/3	INJ	4/3/1	CD	11/8/0	CD	2/0/0	CD
NEVADA*	INJ	3/2/1	0/0/3	10/3/1	3/1/0	INJ	20/10/0	CD	INJ	8/6/3	INJ	0/3/0	CD	16/7/1	CD	5/1/1	CD
NEVADA*	INJ	6/1/0	6/5/3	7/2/3	0/0/0	INJ	20/8/3	CD	CD	7/4/2	INJ	2/1/1	CD	15/6/1	CD	6/0/0	CD
at Utah State*	0/1/0	3/2/2	0/2/2	5/5/2	0/0/0	CD	10/2/2	CD	CD	8/3/1	CD	4/4/0	DNT	13/9/1	DNT	2/2/0	DNT
at Utah State*	2/5/1	2/2/1	16/1/1	7/4/2	13/2/1	CD	INJ	CD	CD	11/3/0	CD	5/3/0	DNT	3/5/0	DNT	0/3/1	DNT
at Air Force*	6/6/2	14/0/5	3/0/4	0/5/6	7/4/5	13/1/2	INJ	3/2/0	3/0/0	18/2/1	0/0/1	4/5/1	DNT	13/7/0	DNT	14/2/0	DNT
at Air Force*	2/7/3	9/4/2	15/3/6	6/4/1	2/3/1	2/0/1	10/7/3	0/0/0	4/2/0	24/2/3	0/0/0	6/2/1	DNT	5/3/0	DNT	6/3/0	DNT
WYOMING*	6/4/2	9/3/1	14/1/1	2/2/3	13/4/6	INJ	13/7/3	0/0/0	0/0/0	16/6/4	2/0/0	8/7/2	0/0/0	4/5/0	CD	INJ	0/0/0
WYOMING*	15/5/2	8/2/1	0/1/4	4/2/3	11/2/4	INJ	26/5/4	2/1/1	6/0/0	10/2/0	0/0/1	8/4/1	0/0/0	8/1/0	CD	INJ	0/0/0
SAN JOSE STATE*	8/13/0	5/2/5	3/1/1	10/3/5	3/5/2	INJ	INJ	1/1/0	0/0/0	23/3/0	2/1/0	12/7/0	0/0/1	12/9/0	CD	6/5/0	0/0/0
SAN JOSE STATE*	3/1/0	INJ	13/5/3	4/5/5	11/5/2	0/0/0	7/7/3	0/0/0	CD	24/4/2	CD	7/6/1	CD	4/5/1	CD	4/6/1	CD
at Fresno State*	0/5/0	0/1/0	8/0/1	18/2/3	5/2/3	CD	19/5/0	CD	CD	13/4/0	INJ	2/3/0	DNT	2/8/1	DNT	INJ	DNT
at Fresno State*	7/2/0	3/1/0	13/0/1	8/3/2	6/1/2	CD	13/5/2	CD	CD	14/8/1	INJ	4/1/1	DNT	3/1/0	DNT	4/0/0	DNT
BOISE STATE*	2/3/1	2/5/1	10/2/3	18/4/2	4/3/1	CD	24/9/0	CD	CD	6/5/0	CD	7/3/0	CD	5/7/0	CD	0/0/0	CD
BOISE STATE*																	
at UNLV*																	

Red indicates players started. CD – Did Not Play-Coach's Decision. DND - Did Not Dress. DNT - Did Not Travel. INJ – Did Not Play-Injured. SUSP - Suspension. Caps denotes home game. # - Mott Athletics Center (San Luis Obispo, Calif.). * – Mountain West Game.
 ^ - Mountain West Men's Basketball Championship (Thomas & Mack Center; Las Vegas, Nevada).

STARTING LINEUPS

F	F	F	G	G	W-L	Record As SDSU Starter	Season	Career*
Mitchell	Mensah	Arop	Pulliam	Schakel	5-1	Aguiek Arop	5-2	5-2
F	F	G	G	G		Lamont Butler	2-0	2-0
Mitchell	Mensah	Gomez	Pulliam	Schakel	7-0	Terrell Gomez	10-0	10-0
F	F	G	G	G		Nathan Mensah	18-4	44-11
Mitchell	Mensah	Seiko	Pulliam	Schakel	3-2	Matt Mitchell	15-3	75-27
F	F	G	G	G		Trey Pulliam	18-4	18-4
Arop	Mensah	Seiko	Pulliam	Schakel	0-1	Jordan Schakel	18-4	56-13
G	F	G	G	G		Adam Seiko	4-3	4-3
Butler	Mensah	Gomez	Pulliam	Schakel	2-0			
G	F	G	G	G				
Seiko	Mensah	Gomez	Pulliam	Schakel	1-0			

* - Aztec career

INDIVIDUAL SUPERLATIVES

Category	San Diego State	Opponent
Points Scored	35 - Matt Mitchell vs. Brigham Young (12-18-20)	29 - Derrick Alston, Boise State (2-25-21)
Field Goals	12 - Matt Mitchell vs. Brigham Young (12-18-20)	10 - Derrick Alston, Boise State (2-25-21)
Field Goals Attempted	17 - 4x; last: Matt Mitchell vs. Boise State (2-25-21)	21 - Derrick Alston, Boise State (2-25-21)
Highest FG Percentage (min. 5 made)	.889 (8-9) - Nathan Mensah vs. Saint Mary's (12-22-20)	.833 (5-6) - Matt Haarms, Brigham Young (12-18-20)
Highest FG Percentage (min. 10 made)	.706 (12-17) - Matt Mitchell vs. Brigham Young (12-18-20)	.476 (10-21) - Derrick Alston, Boise State (2-25-21)
3-Point Field Goals Made	8 - Jordan Schakel vs. Colorado State (1-4-21)	7 - Alonzo Verge Jr., Arizona State (12-10-20)
3-Point Field Goals Attempted	13 - Jordan Schakel vs. San Jose State (2-10-21), at Air Force (1-24-21)	16 - Derrick Alston, Boise State (2-25-21)
3-Point Field Goal Percentage (min. 4 made)	1.000 (11-11) - Mitchell vs. Nevada (1-9-21); (9-9); Schakel vs. SJSU (2-8-21); (8-8) Mitchell vs. Boise (2-25-21)	.667 (4-6) - Desmond Cambridge, Nevada (1-7-21)
3-Point Field Goal Percentage (min. 5 made)	.727 (8-11) - Jordan Schakel vs. Colorado State (1-4-21)	.500 (7-14) - Alonzo Verge Jr., Arizona State (12-10-20)
Free Throws	12 - Matt Mitchell at Arizona State (12-10-20)	8 - 5x; last: Trey Smith, San Jose State (2-10-21)
Free Throws Attempted	15 - Matt Mitchell at Arizona State (12-10-20)	13 - Cody Reily, UCLA (11-25-20)
Free Throw Percentage (min. 7 made)	1.000 (11-11) - Mitchell vs. Nevada (1-9-21); (9-9); Schakel vs. SJSU (2-8-21); (8-8) Mitchell vs. Boise (2-25-21)	1.000 (8-8) - Steven Ashworth, Utah State (1-16-21); Josh Christopher, Arizona State (12-10-20)
Free Throw Percentage (min. 10 made)	1.000 (11-11) - Matt Mitchell vs. Nevada (1-9-21)	
Offensive Rebounds	7 - Nathan Mensah vs. San Jose State (2-8-21)	5 - Orlando Robinson, Fresno State (2-18-21); Neemias Queta, Utah State (1-14-21)
Defensive Rebounds	11 - Nathan Mensah at Arizona State (12-10-20)	11 - Neemias Queta, Utah State (1-14-21); David Roddy, Colorado State (1-2-21)
Total Rebounds	15 - Nathan Mensah at Arizona State (12-10-20)	16 - Neemias Queta, Utah State (1-14-21)
Assists	6 - 5x; last: Lamont Butler vs. Wyoming (1-28-21)	10 - Isaiah Stevens Colorado State (1-4-21)
Blocked Shots	6 - Nathan Mensah vs. Saint Mary's (12-22-20)	5 - Neemias Queta, Utah State (1-16-21)
Steals	5 - Lamont Butler at Utah State (1-16-21)	4 - Chris Joyce, Air Force (1-22-21)
Minutes Played	36 - Matt Mitchell at Fresno State (2-18-21)	40:59 - Derrick Alston, Boise State (2-25-21)

TEAM SUPERLATIVES

SDSU High	SDSU Low	Category	Opponent High	Opponent Low
98, vs. Wyoming (1-30-21); at Air Force (1-22-21)	45, at Utah State (1-14-21)	Points Scored	71, vs. Wyoming (1-30-21)	41, vs. St. Katherine (12-2-20)
36, vs. Wyoming (1-28-21); at Air Force (1-22-21)	17, at Utah State (1-14-21)	Field Goals	25, vs. Brigham Young (12-18-20)	14, vs. San Jose State (2-10-21); vs. St. Katherine (12-2-20)
73, vs. San Jose State (2-10-21)	41, at Fresno State (2-20-21)	Field Goals Attempted	66, vs. Boise State (2-25-21)	40, at Air Force (1-22-21)
.610, at Fresno State (2-20-21)	.315 at Utah State (1-14-21)	FG Percentage	.550, at Air Force (1-22-21)	.250, vs. St. Katherine (12-2-20)
16, at Air Force (1-24-21)	2, vs. Pepperdine (12-6-20)	3-Point Field Goals Made	13, at Arizona State (12-10-20)	5, at FSU (2-20-21); vs. UCI (11-27-20); vs. SMC (12-22-20)
32, vs. San Jose State (2-10-21), vs. UC Irvine (11-27-20)	12, at Fresno State (2-20-21)	3-Point Field Goals Attempted	40, vs. Boise State (2-25-21); vs. Wyoming (1-28-21)	18, at Fresno State (2-18-21); vs. UC Irvine (11-27-20)
.667, at Fresno State (2-20-21)	.105, vs. Pepperdine (12-6-20)	3-Point Field Goal Percentage	.429, at Air Force (1-22-21)	.227, vs. Saint Mary's (12-22-20)
27, vs. San Jose State (2-8-21)	4, vs. Wyoming (1-28-21)	Free Throws Made	21, vs. Wyoming (1-30-21)	2, at Utah State (1-14-21)
35, vs. San Jose State (2-8-21)	8, vs. Wyoming (1-28-21)	Free Throws Attempted	29, vs. Wyoming (1-30-21)	2, at Utah State (1-14-21)
.864, vs. Wyoming (1-30-21); vs. Nevada (1-7-21)	.467, at Utah State (1-16-21)	Free Throw Percentage	1.000, at Utah State (1-14-21)	.500, at Fresno State (2-20-21); vs. UC Irvine (11-27-20)
26, vs. San Jose State (2-8-21)	3, at Fresno State (2-20-21)	Offensive Rebounds	15, vs. Saint Mary's (12-22-20)	2, at Air Force (1-24-21)
37, vs. San Jose State (2-10-21)	15, vs. Brigham Young (12-18-20)	Defensive Rebounds	36, vs. San Jose State (2-10-21)	14, at FSU (2-20-21); vs. Wyo. (1-30-21); at AFA (1-22-21)
54, vs. San Jose State (2-8-21)	23, at Fresno State (2-20-21)	Total Rebounds	40, vs. Brigham Young (12-18-20)	17, at Air Force (1-22-21)
26, vs. Wyoming (1-30-21)	11, at Utah State (1-14-21)	Fouls	23, 4x; last: vs. San Jose State (2-8-21)	12, at Utah State (1-14-21)
1, - four times	0, 18 times, last: vs. Boise State (2-25-21)	Fouled Out	2, at Air Force (1-24-21); at Air Force (1-22-21)	0, 10x; last: vs. San Jose State (2-10-21)
27, at Air Force (1-22-21)	7 at Fresno State (2-20-21); at Utah State (1-16-21)	Assists	16 - four times; vs. Boise State (2-25-21)	7, vs. Saint Mary's (12-22-20)
17, vs. Boise State (2-25-21); vs. Colorado State (1-4-21)	5, vs. San Jose State (2-8-21)	Turnovers	27, at Air Force (1-22-21)	9, vs. Nevada (1-7-21)
11, vs. Saint Mary's (12-22-20)	0, vs. Wyoming (1-30-21); vs. UC Irvine (11-27-20)	Blocked Shots	7, at Utah State (1-16-21)	0 - 3x; last: at Fresno State (2-18-21)
15, at Air Force (1-22-21)	4, 4x; last: at Air Force (1-24-21)	Steals	10, at Utah State (1-14-21)	1, vs. UCLA (11-25-20)
63 (1st), vs. Wyoming (1-28-21)	20, 3x, last (1st) at Utah State (1-14-21)	Points/Half	46 (2nd), vs. Boise State (2-25-21)	16 (1st), vs. St. Katherine (12-2-20)
.778 (2nd), at Fresno State (2-20-21)	.250 (1st), vs. Brigham Young (12-18-20)	FG Percentage/Half	.696 (2nd), at Air Force (1-22-21)	.200 (1st), vs. St. Katherine (12-2-20)
5, at Air Force (1-22-21)	1, vs. Brigham Young (12-18-20)	Double-Figure Scorers	5, vs. Colorado State (1-2-21)	1, vs. St. Katherine (12-2-20); vs. Saint Mary's (12-22-20)
+24, vs. San Jose State (2-8-21); at Air Force (1-24-21)	-14, vs. Brigham Young (12-18-20)	Rebound Margin	+14, vs. Brigham Young (12-18-20)	-24, vs. San Jose State (2-8-21); at Air Force (1-24-21)
+36, at Air Force (1-22-21)	-15, vs. Brigham Young (12-18-20)	Halftime Scoring Margin	+15, vs. Brigham Young (12-18-20)	-36, at Air Force (1-22-21)

BIGGEST LEADS/TIME IN LEAD/SPECIALTY STATISTICS

Date	Opponent	SDSU Result	SDSU Big Lead	Opp Big Lead	Ties	LC	SDSU in Lead	Opp in Lead	Tied	Paint		Off TOs		2nd Ch.		Bench		
										SD	Opp	SD	Opp	SD	Opp	SD	Opp	
Nov. 25	UCLA #	W	73-58	18	6	1	1	! 28:03	11:00	0:57	24	12	14	12	12	9	21	3
Nov. 27	UC IRVINE #	W	77-58	28	3	7	3	! 25:54	8:56	5:10	18	22	26	11	17	6	41	29
Dec. 2	ST. KATERINE	W	83-41	49	4	2	5	! 33:01	2:58	4:01	26	10	26	10	4	2	29	15
Dec. 6	PEPPERDINE (D)	W	65-60	6	16	1	1	6:17	33:04	0:39	30	26	15	11	19	3	19	2
Dec. 10	at Arizona State	W	80-68	20	2	3	10	34:44	3:09	2:07	36	8	16	12	17	7	13	8
Dec. 18	BRIGHAM YOUNG (D)	L	62-72	1	17	2	2	0:24	36:32	3:04	20	30	15	9	4	11	11	22
Dec. 22	vs. Saint Mary's @	W	74-49	29	0	0	0	! 39:46	0:00	0:14	28	24	15	13	10	10	25	12
Jan. 2	COLORADO STATE*	L	67-70	26	3	2	2	38:39	0:39	0:42	12	24	16	9	3	9	23	16
Jan. 4	COLORADO STATE*	W	78-65	29	0	1	0	! 39:08	0:00	0:52	24	22	25	18	9	4	23	22
Jan. 7	NEVADA*	W	65-60	7	2	7	6	34:13	0:58	4:49	26	16	8	11	4	5	8	4
Jan. 9	NEVADA*	W	69-67	10	2	4	2	38:23	0:21	1:16	28	24	12	9	10	9	14	20
Jan. 14	at Utah State*	L	45-57	3	13	2	2	2:09	36:04	1:47	16	20	16	12	4	6	6	16
Jan. 16	at Utah State* (D)	L	59-64	10	8	7	6	13:56	20:23	5:41	26	18	17	14	3	6	36	28
Jan. 22	at Air Force*	W	98-61	52	1	1	2	! 37:05	0:23	2:32	36	22	39	12	16	2	57	26
Jan. 24	at Air Force*	W	91-59	35	2	1	3	! 37:48	1:24	0:48	28	18	21	7	15	0	39	17
Jan. 28	WYOMING*	W	87-57	41	3	3	1	! 37:30	1:14	1:16	46	14	15	6	13	13	38	19
Jan. 30	WYOMING*	W	98-71	29	1	2	0	! 37:47	1:24	0:49	34	18	14	8	15	4	50	26
Feb. 8	SAN JOSE STATE*	W	85-54	35	2	2	7	! 36:29	1:57	1:34	34	14	26	7	16	4	32	12
Feb. 10	SAN JOSE STATE*	W	77-55	26	4	4	4	! 33:05	2:26	4:29	34	8	13	5	17	0	25	17
Feb. 18	at Fresno State*	W	67-53	21	11	1	1	! 29:42	7:23	2:55	24	20	13	10	0	5	7	11
Feb. 20	at Fresno State*	W	75-57	23	0	0	0	! 38:54	0:00	1:16	28	28	30	11	4	18	24	19
Feb. 25	BOISE STATE*	W-at	78-66	17	0	2	0	! 43:34	0:00	1:26	32	18	23	15	10	4	15	19

Caps denotes home game. ! - Game in which San Diego State never trailed in the second half. D - Game what was played during the day. # - San Diego State Thanksgiving Classic. @ - Mott Athletics Center (San Luis Obispo, Calif.).

* - Mountain West Game. ` - Mountain West Men's Basketball Championship (Thomas & Mack Center; Las Vegas, Nevada).

LEADS AND DEFICITS

SDSU Biggest Halftime Lead	36 at Air Force (1-22-21)	36 at Air Force (1-22-21)
SDSU Biggest Halftime Lead Lost	12 vs. Boise State (2-25-21)	12 vs. Boise State (2-25-21)
SDSU Biggest Halftime Lead Lost in a Loss	10 at Utah State (1-16-21)	10 at Utah State (1-16-21)
SDSU Biggest Halftime Deficit	15 vs. Brigham Young (12-18-20)	13 at Utah State (1-14-21)
SDSU Biggest Halftime Deficit Overcome	14 vs. Pepperdine (12-6-20)	
SDSU Biggest Halftime Deficit Overcome for Victory	14 vs. Pepperdine (12-6-20)	
SDSU Biggest Lead	52 at Air Force (1-22-21)	52 at Air Force (1-22-21)
SDSU Biggest Lead Lost	26 vs. Colorado State (1-2-21)	26 vs. Colorado State (1-2-21)
SDSU Biggest Lead Lost in a Loss	26 vs. Colorado State (1-2-21)	26 vs. Colorado State (1-2-21)
SDSU Biggest Deficit	17 vs. Brigham Young (12-18-20)	13 at Utah State (1-14-21)
SDSU Biggest Deficit Overcome	17 vs. Brigham Young (12-18-20) <i>tied</i>	11 at Fresno State (2-18-21)
SDSU Biggest Deficit Overcome in a Victory	16 vs. Pepperdine (12-6-20)	11 at Fresno State (2-18-21)

SEASON

MOUNTAIN WEST GAME

MISCELLANEOUS STATISTICS

SEASON	SDSU Team Leader			Games With				Double-Doubles		
	Points	Rebounds	Assists	10+ Pts	20+Pts	30+Pts	10+Rebs	10+Ast	Point/Reb.	Point/Ast.
Cade Alger										
Aguek Arop		2	1	2						
Jared Barnett										
Triston Broughton										
Tyler Broughton										
Lamont Butler			4	4						
Keith Dinwiddie Jr.				2						
Che Evans										
Terrell Gomez	2		9	11						
Keshad Johnson	1	4		2			1			
Nathan Mensah	2	9		8				2		2
Matt Mitchell	7	8	4	18	5	1	1		1	
Derek Morhar										
Trey Pulliam		1	14	4						
Jordan Schakel	11	2	1	16	5					
Adam Seiko			2	2						
Joshua Tomaić		1	1	2						

CAREER	SDSU Team Leader			Games With				Double-Doubles		
	Points	Rebounds	Assists	10+ Pts	20+Pts	30+Pts	10+Rebs	10+Ast	Point/Reb.	Point/Ast.
Cade Alger										
Aguek Arop		2	3	4						
Jared Barnett										
Triston Broughton										
Tyler Broughton										
Lamont Butler			4	4						
Keith Dinwiddie Jr.				2						
Che Evans										
Terrell Gomez	2		9	92	37	6		1		1
Keshad Johnson	1	5		2			2			
Nathan Mensah	3	23		18			9		5	
Matt Mitchell	20	22	10	75	13	2	2		2	
Derek Morhar										
Trey Pulliam		1	14	5						
Jordan Schakel	16	9	3	46	5					
Adam Seiko			2	3						
Joshua Tomaić		1	1	3						

DUNKS	Season	Gm. High
Nathan Mensah	18	2
Keshad Johnson	10	2
Matt Mitchell	6	1
Joshua Tomaić	5	1
Aguek Arop	2	1
Lamont Butler	2	1
Chase Alger	1	1
Keith Dinwiddie Jr.	1	1
TOTAL	45	5

TOP SCORING PERFORMANCES
35, Matt Mitchell vs. Brigham Young (12-18-20)
28, Jordan Schakel vs. Colorado State* (1-4-21)
26, Matt Mitchell vs. Wyoming* (1-30-21)
25, Jordan Schakel at Arizona State (12-10-20)
24, Matt Mitchell vs. Boise State* (2-25-21)
24, Jordan Schakel vs. San Jose State* (2-10-21)
24, Jordan Schakel at Air Force* (1-24-21)
23, Jordan Schakel vs. San Jose State* (2-8-21)
20, Matt Mitchell vs. Nevada* (1-9-21)
20, Matt Mitchell vs. Nevada* (1-7-21)
19, Matt Mitchell at Fresno State* (2-18-21)
19, Terrell Gomez vs. Colorado State* (1-2-21)
18, Trey Pulliam vs. Boise State* (2-25-21)
18, Trey Pulliam at Fresno State* (2-18-21)
18, Jordan Schakel at Air Force* (1-22-21)
18, Nathan Mensah vs. Saint Mary's (12-22-20)
17, Nathan Mensah at Arizona State (12-10-20)
17, Jordan Schakel vs. Pepperdine (12-6-20)

TOP REBOUNDING PERFORMANCES
15, Nathan Mensah at Arizona State (12-10-20)
13, Keshad Johnson vs. San Jose State* (2-8-21)
13, Nathan Mensah vs. Saint Mary's (12-22-20)
10, Matt Mitchell vs. Nevada* (1-7-21)
9, Matt Mitchell vs. Boise State* (2-25-21)
9, Nathan Mensah vs. San Jose State* (2-8-21)
9, Nathan Mensah at Utah State* (1-14-21)
9, Jordan Schakel vs. Colorado State* (1-4-21)
8, Jordan Schakel at Fresno State* (2-20-21)
8, Nathan Mensah at Fresno State* (2-18-21)
8, Matt Mitchell vs. Nevada* (1-9-21)
8, Nathan Mensah vs. Colorado State* (1-4-21)

TOP ASSISTS PERFORMANCES
6, Lamont Butler vs. Wyoming* (1-28-21)
6, Terrell Gomez at Air Force* (1-24-21)
6, Trey Pulliam at Air Force* (1-22-21)
6, Trey Pulliam vs. Colorado State* (1-2-21)
6, Trey Pulliam vs. UCLA (11-25-20)
5, Trey Pulliam vs. San Jose State* (2-10-21)
5, Trey Pulliam vs. San Jose State* (2-10-21)
5, Trey Pulliam vs. San Jose State* (2-8-21)
5, Adam Seiko vs. San Jose State* (2-8-21)
5, Lamont Butler at Air Force* (1-22-21)
5, Adam Seiko at Air Force* (1-22-21)
5, Trey Pulliam vs. Colorado State* (1-4-21)
5, Trey Pulliam vs. Brigham Young (12-18-20)

TOP 3-POINT FG PERFORMANCES
8, Jordan Schakel vs. Colorado State* (1-4-21)
6, Jordan Schakel vs. San Jose State* (2-10-21)

6, Jordan Schakel at Air Force* (1-24-21)
5, Terrell Gomez at Air Force* (1-24-21)
5, Terrell Gomez vs. Colorado State* (1-2-21)
5, Matt Mitchell vs. Brigham Young (12-18-20)
5, Jordan Schakel at Arizona State (12-10-20)
4, Jordan Schakel at Fresno State* (2-20-21)
4, Jordan Schakel vs. San Jose State* (2-8-21)
4, Matt Mitchell vs. Wyoming* (1-30-21)
4, Terrell Gomez vs. Wyoming* (1-28-21)
4, Adam Seiko at Air Force* (1-22-21)
4, Terrell Gomez at Utah State* (1-16-21)
4, Jordan Schakel vs. Colorado State* (1-2-21)
4, Adam Seiko vs. Colorado State* (1-2-21)
4, Keith Dinwiddie Jr. vs. St. Katherine (12-2-20)

TOP STEALS PERFORMANCES
5, Lamont Butler at Utah State* (1-16-21)
4, Terrell Gomez at Air Force* (1-22-21)
4, Terrell Gomez vs. Colorado State* (1-2-21)
4, Trey Pulliam vs. St. Katherine (12-2-20)

GAMES MISSED
Keith Dinwiddie Jr. 7
Aguek Arop 5
Keshad Johnson 4
Matt Mitchell 3
Jared Barnett 1
Adam Seiko 1
TOTAL 21

* - conference game. ^ - conference tournament game. red - career high

SEASON/CAREER HIGHS

#0 • KESHAD JOHNSON

	Season	Career
Points	15 vs. Wyoming*, 1-30-21	15 vs. Wyoming*, 1-30-21
Rebounds	13 vs. San Jose State*, 2-8-21	13 vs. San Jose State*, 2-8-21
Assists	3 at Air Force*, 1-24-21	3 at Air Force*, 1-24-21
Steals	2 vs. Boise State*, 2-25-21	3 vs. TX Southern, 11-5-19; vs. SD Christian, 12-18-19
Blocked Shots	2 vs. Saint Mary's, 12-22-20	2 vs. Saint Mary's, 12-22-20
Minutes	21:32 vs. Wyoming*, 1-30-21	21:32 vs. Wyoming*, 1-30-21
10+ Scoring Games	2 times (2-0)	2 times (2-0)
10+ Rebounding Games	1 time (1-0)	2 times (2-0)

#2 • ADAM SEIKO

	Season	Career
Points	14 at Air Force*, 1-22-21	14 at Air Force*, 1-22-21
Rebounds	5 - 2x; last: vs. Boise State*, 2-25-21	5 - 3x; last: vs. Boise State*, 2-25-21
Assists	5 - 2x; last: vs. San Jose State*, 2-8-21	5 - 2x; last: vs. San Jose State*, 2-8-21
Steals	2 - 3x; last: vs. Brigham Young, 12-18-20	3 vs. Jackson State, 11-27-18
Blocked Shots	1 at Air Force*, 1-24-21	1 - 2x; last: at Air Force*, 1-24-21
Minutes	32:26 vs. Nevada*, 1-9-21	32:26 vs. Nevada*, 1-9-21
10+ Scoring Games	2 times (1-1)	3 times (2-1)

#3 • TERRELL GOMEZ

	Season	Career
Points	19 vs. Colorado State*, 1-2-21	33 vs. Pepperdine+, 11-12-19
Rebounds	5 - 2x; last: vs. San Jose State*, 2-10-21	6 - 4x; last: vs. UC Irvine+, 2-22-20
Assists	6 at Air Force*, 1-24-21	10 vs. UC Davis+, 2-1-18
Steals	4 - 2x; last: at Air Force*, 1-22-21	4 - 4x; last: at Air Force*, 1-22-21
Minutes	30:23 vs. Colorado State*, 1-4-21	43 - 3x; last: vs. UC Davis+, 2-23-19
10+ Scoring Games	11 times (9-2)	92 times (42-50)

+ - at CSUN

#4 • TREY PULLIAM

	Season	Career
Points	18 - 2x; last: vs. Boise State*, 2-25-21	18 - 3x; last: vs. Boise State*, 2-25-21
Rebounds	5 - 5x; last: vs. San Jose State*, 2-10-21	5 - 6x; last: vs. San Jose State*, 2-10-21
Assists	6 - 3x; last: at Air Force*, 1-22-21	7 vs. ULI, 11-22-19
Steals	4 vs. St. Katherine, 12-2-20	4 vs. St. Katherine, 12-2-20
Blocked Shots		1 - 2x; last: vs. Boise State*, 1-11-20
Minutes	34:33 vs. Colorado State*, 1-2-21	34:33 vs. Colorado State*, 1-2-21
10+ Scoring Games	4 times (4-0)	5 times (5-0)

#5 • LAMONT BUTLER

	Season/Career
Points	13 - 2x; last: vs. Wyoming*, 1-28-21
Rebounds	5 - 2x; last: vs. San Jose State*, 2-10-21
Assists	6 vs. Wyoming*, 1-28-21
Steals	5 at Utah State*, 1-16-21
Blocked Shots	1 vs. Pepperdine, 12-6-20
Minutes	25:38 at Air Force*, 1-22-21
10+ Scoring Games	4 times (3-1)

#10 • KEITH DINWIDDIE JR.

	Season/Career
Points	13 at Air Force*, 1-22-21
Rebounds	1 - 2x; last: at Air Force*, 1-22-21
Assists	2 at Air Force*, 1-22-21
Steals	2 at Air Force*, 1-24-21
Blocked Shots	
Minutes	16:27 vs. St. Katherine, 12-2-20
10+ Scoring Games	2 (2-0)

#11 • MATT MITCHELL

	Season	Career
Points	35 vs. Brigham Young, 12-18-20	35 vs. Brigham Young, 12-18-20
Rebounds	10 vs. Nevada*, 1-7-21	12 vs. New Mexico*, 1-11-20
Assists	4 vs. Wyoming*, 1-30-21	9 vs. New Mexico*, 1-15-19
Steals	3 - 3x; last: at Fresno State*, 2-20-21	5 at Boise State*, 2-16-20
Blocked Shots	1 - 4x; last: vs. Nevada*, 1-7-21	3 vs. Air Force*, 2-3-18
Minutes	35 at Fresno State*, 2-20-21	36:21 vs. Utah State*, 2-1-20
10+ Scoring Games	18 times (15-3)	75 times (58-17)
20+ Scoring Games	5 times (4-1)	13 times (12-1)
30+ Scoring Games	1 time (0-1)	2 times (1-1)
Double-Doubles	1 time (1-0)	2 times (1-0)

#12 • CHE EVANS

	Season/Career
Points	3 at Air Force*, 1-22-21
Rebounds	2 at Air Force*, 1-22-21
Assists	1 - 2x; last: vs. Wyoming*, 1-30-21
Steals	2 vs. San Jose State*, 2-8-21
Blocked Shots	
Minutes	9:00 at Air Force*, 1-22-21

#20 • JORDAN SCHAKEL

	Season	Career
Points	28 vs. Colorado State*, 1-4-21	28 vs. Colorado State*, 1-4-21
Rebounds	9 vs. Colorado State*, 1-4-21	9 - 3x; last: vs. Colorado State*, 1-4-21
Assists	4 vs. Wyoming*, 1-28-21	4 vs. Wyoming*, 1-28-21
Steals	3 - 4x; last: vs. San Jose State*, 2-8-21	4 vs. Jackson State, 11-27-18
Blocked Shots	1 - 3x; last: vs. San Jose State*, 2-8-21	1 - 12x; last: vs. San Jose State*, 2-8-21
Minutes	36 at Fresno State*, 2-18-21	37 at California, 12-8-18
10+ Scoring Games	16 times (14-2)	46 times (41-5)

#21 • JARED BARNETT

	Season	Career
Points	2 - 2x; last: vs. San Jose State*, 2-8-21	2 - 3x; last: vs. San Jose State*, 2-8-21
Rebounds	1 - 2x; last: vs. San Jose State*, 2-8-21	1 - 2x; last: vs. San Jose State*, 2-8-21
Assists	1 - 3x; last: vs. Wyoming*, 1-30-21	1 - 5x; last: vs. Wyoming*, 1-30-21
Steals	2x; last: vs. Wyoming*, 1-30-21	2x; last: vs. Wyoming*, 1-30-21
Blocked Shots		1 vs. Texas Southern, 11-5-19
Minutes	3:44 vs. St. Katherine, 12-2-20	4 vs. San Diego Christian, 12-18-19

#23 • JOSHUA TOMAIC

	Season	Career
Points	12 vs. San Jose State*, 2-8-21	12 vs. San Jose State*, 2-8-21
Rebounds	7 - 2x; last: vs. San Jose State*, 2-8-21	8 vs. Catholic University+, 12-12-17
Assists	3 vs. UC Irvine, 11-27-20	3 vs. UC Irvine, 11-27-20
Steals	3 vs. Pepperdine, 12-6-20	3 vs. Pepperdine, 12-6-20
Blocked Shots	2 - 2x; last: at Fresno State*, 2-20-21	2 - 4x; last: at Fresno State*, 2-20-21
Minutes	22:45 vs. Wyoming*, 1-30-21	25 vs. Minnesota+, 1-18-18
10+ Scoring Games	2 times (2-0)	3 times (2-1)

+ - at Maryland

#24 • TYLER BROUGHTON

	Season/Career
Points	
Rebounds	
Assists	1 vs. San Jose State*, 2-8-21
Steals	
Blocked Shots	
Minutes	1:19 vs. San Jose State*, 2-8-21

#31 • NATHAN MENSAN

	Season	Career
Points	18 vs. Saint Mary's, 12-22-20	18 vs. Saint Mary's, 12-22-20
Rebounds	15 at Arizona State, 12-10-20	15 at Arizona State, 12-10-20
Assists	2 vs. Colorado State*, 1-2-21	4 vs. San José State*, 3-2-19
Steals	3; 2x; last: vs. San Jose State*, 2-8-21	3; 2x; last: vs. San Jose State*, 2-8-21
Blocked Shots	6 vs. Saint Mary's, 12-22-20	6 vs. Saint Mary's, 12-22-20
Minutes	27:57 vs. Nevada*, 1-9-21	32 vs. Utah State*, 2-9-19
10+ Scoring Games	8 times (7-1)	18 times (16-2)
10+ Rebounding Games	2 times (2-0)	9 times (9-0)
Double-Doubles	2 times (2-0)	5 times (5-0)

#33 • AGUEK AROP

	Season	Career
Points	14 at Air Force*, 1-22-21	14, at Air Force*, 1-22-21
Rebounds	7 vs. UC Irvine, 11-27-20	7 vs. UC Irvine, 11-27-20
Assists	3 vs. Pepperdine, 12-6-20	3 - 4x; last: vs. Pepperdine, 12-6-20
Steals	3 - 2x; last: at Air Force*, 1-22-21	4, at Colorado State*, 2-12-19
Blocked Shots	2 - 5x; last: vs. Nevada*, 1-9-21	2 - 6x; last: vs. Nevada*, 1-9-21
Minutes	25:45 vs. Pepperdine, 12-6-20	26 vs. (6/6) Nevada*, 2-20-19
10+ Scoring Games	2 times (2-0)	4 times (3-1)

* - Mountain West game

^ - Mountain West Tournament game

MISCELLANEOUS STATISTICS

San Diego State's Record When...

Category	2020-21 Season	Dutcher Era	SDSU Streak	Note
Home	12-2	53-8	Won 8	SDSU is 26-3 in its last 29 and 35-4 in its last 39 home games
Away	5-2	25-16	Won 4	SDSU is 17-2 in its last 19 road games and 80-45 in its last 125 road games; Aztecs are 77-36 in last 113 road games vs. non-AP top 25 teams.
Neutral	1-0	13-6	Won 1	Aztecs have won 46 of the last 69 games at neutral sites (46-23); Won three of last five meetings with AP Top 25 teams
Scoring First	10-0	62-13	Won 12	SDSU is 179-47 in its last 226 games in which it has scored first. Last loss: vs. UNLV (2-22-20)
Opponent Scores First	8-4	29-17	Won 4	SDSU is 18-5 in its last 23 and 100-43 in its last 143 games in which the opponent has scored first
Leading at Half	17-2	78-11	Won 9	SDSU is 47-3 in its last 50 and 141-19 in its last 160 games when ahead at half; Last loss: at Utah State (1-16-21); 121-7 in last 128 at home when leading at half
Trailing at Half	1-2	11-17	Lost 2	SDSU is 16-28 the last 44 times trailing at the half and 42-57 since the start of '10-11
Tied at Half		1-2	Won 1	SDSU is 8-5 in last 13 games that have been tied at half
Leading with 5:00 Left	18-1	85-7	Won 12	Won 338 of last 350; 164-game winning streak snapped vs. Boise (2-27-16); Last loss before 164-game winning streak: at UW (1-9-10); 35-game streak snapped vs. CSU (1-2-21)
Trailing with 5:00 Left	0-2	3-21	Lost 3	SDSU is 10-64 in its last 74; Last win: vs. Colorado State (2-25-20)
Tied with 5:00 Left	0-1	3-2	Lost 1	SDSU is 6-5 in last 11 outings
In Overtime	1-0	1-0	Won 4	SDSU is 22-2 in its last 24 in OT; Last loss: at Cincinnati (12-17-14); Won last eight OT home games
SDSU Outrebounded Opp.	15-0	65-9	Won 17	SDSU is 34-1 in its last 35, 96-16 in its last 112 and 206-35 in its last 241 games.
SDSU is Outrebounded	3-4	22-20	Won 2	SDSU is 12-5 in its last 17 and 62-50 in its last 112 games when outrebounded; Last win: at Fresno State (2-18-21)
SDSU Commits Fewer TOs	12-4	64-11	Won 7	SDSU is 36-5 in its last 41 and 109-18 in its last 127 when committing fewer turnovers. Last loss: at Utah State (1-16-21)
Opp. Commits Fewer TOs	4-0	21-18	Won 5	SDSU is 84-52 in its last 136 games when committing more turnovers; Last win: vs. Boise State (2-25-21)
SDSU More FT Attempts	12-1	60-6	Won 5	SDSU is 31-1 in its last 32 and 198-31 in its last 229 games in the category. Last loss: at Utah State (1-14-21)
Opp. More FT Attempts	6-3	28-19	Won 4	SDSU is 71-50 in its last 121 games in this category. Last win: at Fresno State (2-18-21)
SDSU Shoots Better than Opp.	14-1	77-5	Won 8	SDSU is 49-1 in last 50; 79-5 in last 84; 239-15 in last 254 with higher FG pct. Last loss: at Utah State (1-16-21)
Opp. Shoots Better than SDSU	4-3	13-25	Won 1	SDSU is 47-73 since the start of '10-11 when the opponent has a higher FG pct.; Last win: at Air Force (1-22-21)
SDSU Shoots 50% or Better	7-0	37-1	Won 25	70-game win streak snapped at California (12-8-18). Won 85 straight at home when FG pct. >= 50.0 pct. (last loss: UNLV, 1-26-02)
SDSU Shoots Between 40-50%	9-2	40-15	Won 2	Since March 3, 2010, SDSU is 135-33 overall and 73-10 at home
SDSU Shoots 40% or Less	2-2	14-14	Won 2	SDSU is 131-24 when shooting 38.9 pct. or better (since Jan. 31, 2015); SDSU is 104-8 since Feb. 22, 2012, at home when shooting at least 38.9 pct.
Opp. Shoots 50% or Better	1-0	2-10	Won 1	Last win: at Air Force (1-22-21)
Opp. Shoots Between 40-50%	7-3	31-16	Won 3	Suffered six losses last season. Last loss: at Utah State (1-14-21); Last win: at Fresno State (2-20-21)
Opp. Shoots 40% or Less	10-1	58-4	Won 4	SDSU is 36-1 in last 37; 267-34 in last 301 times the opponent has shot 40 pct. or less; Last loss: at Utah State (1-16-21)
SDSU Bench Outscores Opp.	15-2	52-11	Won 7	SDSU is 31-3 in its last 34 and 179-35 in this category since the beginning of the 2010-11 season; Aztecs are 147-31 in last 178 games
Opp. Bench Outscores SDSU	3-2	37-18	Won 2	SDSU is 93-52 in this category since the beginning of the 2010-11 season
SDSU Scores Less Than 60	0-2	1-9	Lost 3	SDSU is 24-37 in its last 61 games when scoring less than 60 points; Last win: vs. San Jose State (12-8-19)
SDSU Scores At Least 60 & Less Than 70	4-2	21-13	Won 3	SDSU is 77-36 in its last 113 games. Last loss: vs. Colorado State (1-2-21)
SDSU Scores Between 70-79	7-0	30-5	Won 17	SDSU is 32-5 in last 37, 119-13 in its last 132 when scoring 70-79. Last loss: vs. Fresno State (3-6-19); 40-3 at home in last 42
SDSU Scores Between 80-89	4-0	25-3	Won 18	SDSU is 46-5 in its last 51 games when scoring between 80-89 points
SDSU Scores Between 90-99	3-0	13-0	Won 28	The Aztecs have won 28 straight games and are 38-2 since 1999-2000 when scoring 90+ points
SDSU Scores 100+		1-0	Won 27	The Aztecs have won 27 straight games when reaching triple digits. SDSU is 4-0 in games where it has scored 100+ points since the 1999-2000 season.
Opp. Scores Less Than 60	10-1	49-2	Won 6	SDSU is 51-2 in its last 53 games in the category and 173-15 in the last 188 games; Last loss: at Utah State (1-14-21)
Opp. Scores Less Than 50	2-0	9-0	Won 13	SDSU is 130-4 the last 134 home games when holding the opponent to 60 points or less
Opp. Scores Between 50-59	8-1	40-2	Won 6	SDSU is 62-3 in last 65 in this category (losses: at UW, 12-7-14; vs. Wyo., 3-14-15; Little Rock, 11-21-15)
Opp. Scores Between 60-69	7-1	27-7	Won 2	SDSU is 40-2 in its last 42 games and 80-10 in last 90 games in this category; 71-2 in last 73 home games
Opp. Scores Between 70-79	1-2	14-8	Won 1	SDSU is 10-1 in last 11 games; 82-29 in the category since the start of 2010-11.
Opp. Scores Between 80-89		1-10	Lost 4	SDSU is 30-29 in its last 59 games when allowing between 70-79 points
Opp. Scores Between 90-99		0-3	Lost 3	SDSU is 3-15 since the beginning of the 2010-11 season in this category.
Opp. Scores 100+			Lost 9	SDSU snapped a 24-game losing streak in the category by winning at TCU (3-3-12)
Wearing Black	5-2	32-20	Won 3	The Aztecs are 0-3 in this category since the 1999-2000 season.
Wearing Alternate Black (Red Writing)	2-0	13-1	Won 3	SDSU is 18-3 in last 21 and 75-51 in its last 126 in the black uniforms; Last worn at home: vs. UNLV (2-22-20)
Wearing Red		2-0	Won 3	Worn at San Diego, vs. Creighton, at CSU, at USU, at WYO, at Fresno State, at UNLV, at UNM, at AFA at Boise State, vs. UNLV, at NEV, at ASU, vs. SMC
Wearing White	12-2	53-10	Won 9	Aztecs are 17-5 in their last 22 when wearing red since the start of 2010-11; Last worn: vs. Nevada (1-18-20)
Wearing Retro White		3-1	Won 2	Last wore on the road at Fresno State (2-20-21); Last neutral: vs. Boise (3-6-20); 15-game win streak snapped vs. Utah State (3-7-20)
Wearing Retro White Shorts	4-0	4-0	Won 4	Wore vs. USD and vs. No. 2/3 Kansas in 2015-16; vs. Alabama State, Wyoming, Air Force in 2016-17; vs. Georgia and California, USU, CSU in 2017-18
Wearing Camouflage			Lost 1	Debuted vs. Colorado State (1-4-21)
Wearing Pewter Gray			Won 2	SDSU lost to No. 9/9 Syracuse (11-11-12)
Wearing Turquoise	1-0	4-0	Won 7	Uniforms made its debut vs. USD (12-15-12); Also worn against UNLV (1-16-13), FS (2-9-13), BSU (3-13-13)
On Monday	2-0	4-1	Won 3	Made its debut vs. Bakersfield (11-20-14); Also vs. SD Christian (11-18-15), vs. Savannah St. (11-28-16), vs. McNeese (11-17-17), Jackson St. (11-27-18), Tennessee State (11-25-19), UC Irvine (11-27-20)
On Tuesday	1-0	16-5	Won 6	Aztecs are 16-3 on Monday since the beginning of 2010-11. Last loss: vs. (1/1) Duke (11-19-18)
On Wednesday	3-0	17-5	Won 10	SDSU is 48-12 in its last 60 games played on Tuesday. Last loss: at Utah State (2-26-19)
On Thursday	5-1	12-2	Won 3	SDSU is 32-9 in last 41 and 62-17 in its last 79 games played on Wednesday
On Friday	2-1	10-1	Won 1	Aztecs played just 36 Thursday games since the start of the 2010-11 season.
On Saturday	3-2	26-15	Won 2	SDSU is 32-6 in its last 38 games played on the day
On Sunday	2-0	6-1	Won 6	SDSU is 80-39 in its last 119 games played on Saturday. Seven-game win streak snapped vs. UNLV (2-22-20)
In November	2-0	20-4	Won 11	The Aztecs have played only 27 Sunday games since the beginning of the 2010-11 campaign (19-8)
In December	4-1	15-6	Won 1	SDSU is 54-13 in November since the beginning of the 2010-11 campaign
In January	7-3	24-10	Won 4	The Aztecs are 59-15 in their last 74 games played in December. Last loss: vs. Brigham Young (12-18-20)
In February	5-0	23-5	Won 7	SDSU is 52-17 in last 69 and 68-21 in last 89 January games
In March		9-5	Lost 1	SDSU is 50-18 in its last 68 games played during the month
				The Aztecs are 55-22 in their last 77 March games