



SAN DIEGO STATE WOMEN'S BASKETBALL

2020-21 GAME NOTES

Ben Pearson, Assistant Media Relations Director • E-mail: ben.pearson@sdsu.edu • Office: 619-594-5547

2020-21 SCHEDULE

Date	Opponent	Time/Result
Nov. 25	Washington (Las Vegas)	L, 59-61
Nov. 27	Lamar (Las Vegas)	W, 60-54
Dec. 2	California Baptist	L, 71-75
Dec. 5	at San Diego	W, 64-56
Dec. 8	at Colorado State*	L, 77-86
Dec. 10	at Colorado State*	L, 77-84 (2OT)
Dec. 13	Saint Katherine	Canceled
Dec. 19	UC Irvine	L, 55-66
Dec. 21	Cal Poly	L, 63-73
Jan. 7	at Nevada*	W, 59-43
Jan. 9	at Nevada*	L, 69-66.
Jan. 14	Utah State*	W, 68-60
Jan. 16	Utah State*	Postponed
Jan. 22	Air Force*	W, 59-54
Jan. 24	Air Force*	L, 55-58
Jan. 28	at Wyoming*	L, 36-54
Jan. 30	at Wyoming*	L, 41-62
Feb. 3	New Mexico*	L, 48-84
Feb. 5	New Mexico*	L, 48-65
Feb. 15	UNLV	L, 65-80
Feb. 16	UNLV	L, 71-73
Feb. 8	at San Jose State*	Canceled
Feb. 10	at San Jose State*	Canceled
Feb. 20	Fresno State*	1 p.m.
Feb. 21	Fresno State*	1 p.m.
Feb. 26	at Boise State*	2 p.m.
Feb. 28	at Boise State*	1 p.m.
March 7-10	MW Championships (Las Vegas)	TBA

* Mountain West game

Home games in **Bold**

All home games at Steve Fisher Court at Viejas Arena

All times local to site.

Games No. 20 & 21 | vs. Fresno State Feb. 20 (1 p.m. PT) & Feb. 21 (1p.m. PT), Viejas Arena

LIVE MEDIA: Mountain West Network | Live Stats



SAN DIEGO STATE

2020-21 Record: 5-14 (3-10)

Head Coach: Stacie Terry-Hutson

Eighth Year at San Diego State



FRESNO STATE

2020-21 Record: 13-6 (11-3)

Head Coach: Jamie White

Seventh Year at Fresno State

TEAM LEADERS

Scoring	Sophia Ramos - 14.9
Rebounding	Mercedes Staples - 7.0
Assists	Sophia Ramos - 3.6

TEAM LEADERS

Scoring	Haley Cavinder - 19.0
Rebounding	Haley Cavinder - 8.1
Assists	Haley Cavinder - 3.9

- San Diego State (5-14, 3-10) hosts Fresno State (13-6, 11-3) inside Viejas Arena on Saturday and Sunday. Both games will tip at 1 p.m. and be streamed on the Mountain West Network.
- The Aztecs are in the midst of six consecutive games at home. After the Fresno State series, SDSU will close out the regular season at Boise State (Feb. 26 and 28) and then head to Las Vegas for the Mountain West Tournament (March 7-10).
- SDSU was swept by UNLV earlier in the week. In the second game, a 73-71 loss, the Aztecs had a season-high 23 assists while committing just four turnovers, also a season best.
- All 10 players who played Tuesday scored and seven Aztec scored at least six points.
- Sophia Ramos returned to the court vs. UNLV after missing 10 weeks with a hand injury. In her first game back, she scored 12 points to reach 1,000 in her career and in the next game she dished out a career-high 10 assists becoming the first Aztec to do so in over three years (Geena Gomez).
- Ramos became the 22nd Aztec to score 1,000 career points, the 13th to accomplish it in three years or less and just the 10th Aztec to reach the mark in 70 or fewer games.
- Prior to Sunday's game, Téa Adams will be honored for Senior Day. The 5'9" guard from Kirkland, Wash. enters the Fresno State series with career totals of 897 points, 237 assists and 117 steals. This season she is averaging career-highs in points (11.1), assists (3.5), steals (1.3) and field goal (.461) and three-point percentage (.394).
- Sophomore Isabela Hernandez is now SDSU's all-time leader in career three-point percentage after reaching 100 career attempts, the minimum required. She is 42-for-105, an even 40 percent from deep.
- The Aztecs have had 11 different players score at least 10 points in a game and have had six different players lead the team (or tie for the lead) in scoring.
- The Aztecs had a team GPA of 3.19 in the 2020 fall semester and had six players record a 3.40 GPA or better.

SAN DIEGO STATE AZTECS 2020-21 ROSTER

No.	Name	Pos.	Ht.	Yr.	PPG	RPG	APG	Individual Player Notes
1	Asia Avinger	G	5-7	Fr.	--	--	--	Out for the year (knee)... MW Preseason Freshman of the Year... Highest ranked recruit under Terry-Hutson.
2	Sophia Ramos	G	5-9	Jr.	14.9	6.1	3.6	Topped 1k career points Monday... Had career-high 10 assists Tuesday... Missed 10 weeks with hand injury.
3	Mallory Adams	G/F	6-0	So.	6.3	2.8	0.4	Started last two games... Had season-high 16 pts vs. UNM (2-5)... 2018-19 All-MW HM & All-Frosh.
4	Bailee Chynoweth	G	5-11	Fr.	2.7	0.0	0.0	Hit five 3's vs UCI (12-19)... Earned 1st and only career start vs. CP (12-21)... Walk-on from Austin, Texas.
5	Téa Adams	G	5-9	Sr.	11.1	2.6	3.5	Has career-best FG% (.461)... Leads team in assists and 3-pt FG% (.394)... Lone senior on team.
10	Isabela Hernandez	G/F	6-2	So.	4.3	2.6	0.7	Has best career 3-pt% in school history (40%)... Shot 43.1% from three in 2019-20, 2nd best in SDSU history.
11	Kamaria Gipson	C	6-3	Fr.	4.2	5.6	0.2	T-career high w/ 10 rebs. Tuesday... Averaged 22.5 points, 15.2 rebs & 5.7 blocks per game as a HS senior.
12	Mercedes Staples	G	5-10	Jr.	12.4	7.0	2.0	Shooting 43.9% from three in MW play... Tied career-high w/ 24 points vs. AF (1-12)... Minnesota transfer.
13	Talia Sireni	G	5-9	So.	1.9	0.5	0.2	Had career-high 10 points vs. Cal Poly (12-21)... Appeared in 10 games off the bench in 2019-20.
15	Jayden Perez	G	5-8	Jr.	--	--	--	Out for the year with knee injury.. Appeared in 12 games off the bench in 2019-20.
21	Alex Crain	G	5-9	Jr.	4.2	2.9	1.1	Transferred from TCU (48 games)... Graduated from TCU in two years political science degree.
22	Flo Vinerte	F	6-2	Fr.	2.8	2.1	0.4	Earned 1st career start at Wyoming (1-26-21)... Had career-high 10 vs. USU (1-14) w/ 8 in the 4th Q.
24	Kiara Edwards	F	6-1	Jr.	3.4	1.6	0.0	Had career-high 9 points at UNM (2-3-21)... Appeared in 23 games last season.
30	Ivvana Murillo	F	6-1	Jr.	2.0	1.0	0.4	Colombia native & transfer from Northeastern Oklahoma A&M Coll... Averaged 13.1 points & 9.4 rebounds.
42	Kim Villalobos	G/F	6-0	Fr.	7.5	4.6	1.0	Leads team in offensive rebounds and made free throws.. Averaged 15 pts & 12 rebs as a HS SR.

Head Coach: Stacie Terry-Hutson (UT Arlington, 1998) | Eighth Season at SDSU

Assistant Coaches: Ciara Carl (Point Loma Nazarene, 2005), Nick Grant (Baylor, 2010), Marsha Frese (Rice, 1995)

Director of Basketball Operations: Jon Silver (UCLA, 2009) | Director of Player Personnel: Mercedes Riggs (Duke, 2016) | Graduate Assistant: Naomi Ekwedike (SDSU, 2020)

PERSONNEL SUMMARY

Returning Starters (3):

Mallory Adams*, So., G/F (12.8 ppg, 6.0 rpg)
 Téa Adams, Sr., G (9.1 ppg, 3.2 rpg, 2.3 apg)
 Sophia Ramos, Jr., G, (14.3 ppg, 6.5 rpg, 3.8 apg)
**Limited to six games in 2019-20*

Starters Lost (3):

Taylor Kalmer, G (15.7 ppg, 4.0 rpg, 3.1 apg)
 Monique Terry, F (4.6 ppg, 3.4 rpg, 40.3 3-pt FG%)
 Baylee Vanderdoes, F (3.7 ppg, 5.4 rpg)

Other Players Lost (3):

Zayn Dornstauder, C (17.6 mpg, 8.0 ppg, 4.5 rpg)
 Naomi Ekwedike, C (17 games)
 Kennedy Villa (16.5 mpg, 1.9 rpg, 48.9 FG%)

Other Letterwinners Returning (2):

Kiara Edwards, F (23 games, 4.9 mpg)
 Isabela Hernandez, G/F (3.1 ppg, 43.1 3-pt FG%)

Other Players Returning (2):

Jayden Perez, Jr., G (12 games)
 Talia Sireni, So., G (10 games)

Newcomers (8):

Asia Avinger, Fr., G, 5-7, Cerritos, Calif. (Rosary HS)
 Bailee Chynoweth, Fr., G, Austin, Texas (Westlake HS)
 Alex Crain, Jr., G, McKinney Texas (TCU/Dallas Thunder)
 Kamaria Gipson, Fr., C, Beeville, Texas (A.C. Jones HS)
 Ivvana Murillo, Jr., F, Medellin, Colombia (Northeastern Oklahoma A&M, Santa Catalina de Sena HS)
 Mercedes Staples, Jr., G, Centerville, Utah (Minnesota, Viewmont HS)
 Kim Villalobos, Fr., G/F, Van Nuys, Calif. (Chaminade HS)
 Flo Vinerte, Fr., F, Riga Latvia (New Hope Academy (Md.))

ROSTER BREAKDOWN

By Class

Seniors (1): T. Adams; **Juniors (6):** Crain, Edwards, Murillo, Perez, Ramos, Staples; **Sophomores (3):** M. Adams, Hernandez, Sireni; **Freshmen (5):** Avinger, Chynoweth, Gipson, Villalobos, Vinerte

By State (5)/Country (3)

Arizona (1): Edwards; **California (2):** Avinger, Villalobos; **New Mexico (1):** Perez; **Texas (5):** M. Adams, Chynoweth, Crain, Gipson, Ramos; **Washington (2):** T. Adams, Hernandez; **Canada (1):** Sireni; **Colombia (1):** Murillo; **Latvia (1):** Vinerte

By Position

Centers (1): Gipson; **Forwards (5):** M. Adams, Edwards, Murillo, Villalobos, Vinerte; **Guards (9):** T. Adams, Avinger, Chynoweth, Crain, Hernandez, Perez, Ramos, Sireni, Staples

By Height

6-3 (1): Gipson; **6-2 (2):** Hernandez, Vinerte; **6-1 (2):** Edwards, Murillo; **6-0 (2):** M. Adams, Villalobos; **5-11 (1):** Chynoweth; **5-10 (1):** Staples; **5-9 (4):** T. Adams, Crain Ramos, Sireni; **5-8 (1):** Perez; **5-7 (1):** Avinger

2020-21 NUMERICAL ROSTER

No.	Name	Pos.	Ht.	Yr.	Hometown (Previous School/High School)
1	Asia Avinger	G	5-7	Fr.	Cerritos, Calif. (Rosary HS)
2	Sophia Ramos	G	5-9	Jr.	San Antonio, Texas (Incarnate Word HS)
3	Mallory Adams	G/F	6-0	So.*	Frisco, Texas (Lone Star HS)
4	Bailee Chynoweth	G	5-11	Fr.	Austin, Texas (Westlake HS)
5	Téa Adams	G	5-9	Sr.	Kirkland, Wash. (Juanita HS)
10	Isabela Hernandez	G/F	6-2	So.	Bellingham, Wash. (Lynden Christian HS)
11	Kamaria Gipson	C	6-3	Fr.	Beeville, Texas (A.C. Jones HS)
12	Mercedes Staples	G	5-10	Jr.	Centerville, Utah (Minnesota/Viewmont HS)
13	Talia Sireni	G	5-9	So.	Surrey, British Columbia, Canada (Earl Marriott Secondary School)
15	Jayden Perez	G	5-8	Jr.	Las Cruces, N.M. (Onate HS)
21	Alex Crain	G	5-9	Jr.	McKinney, Texas (TCU/Dallas Thunder)
22	Flo Vinerte	F	6-2	Fr.	Riga, Latvia (New Hope Academy (Md.))
24	Kiara Edwards	F	6-1	Jr.*	Surprise, Ariz. (Valley Vista HS)
30	Ivvana Murillo	F	6-1	Jr.	Medellin, Colombia (Northeastern Oklahoma A&M/Santa Catalina de Sena HS)
42	Kim Villalobos	G/F	6-0	Fr.	Van Nuys, Calif. (Chaminade HS)

2020-21 ALPHABETICAL ROSTER

No.	Name	Pos.	Ht.	Yr.	Hometown (Previous School/High School)
3	Mallory Adams	G/F	6-0	So.*	Frisco, Texas (Lone Star HS)
5	Téa Adams	G	5-9	Sr.	Kirkland, Wash. (Juanita HS)
1	Asia Avinger	G	5-7	Fr.	Cerritos, Calif. (Rosary HS)
4	Bailee Chynoweth	G	5-11	Fr.	Austin, Texas (Westlake HS)
21	Alex Crain	G	5-9	Jr.	McKinney, Texas (TCU/Dallas Thunder)
24	Kiara Edwards	F	6-1	Jr.*	Surprise, Ariz. (Valley Vista HS)
11	Kamaria Gipson	C	6-3	Fr.	Beeville, Texas (A.C. Jones HS)
10	Isabela Hernandez	G/F	6-2	So.	Bellingham, Wash. (Lynden Christian HS)
30	Ivvana Murillo	F	6-1	Jr.	Medellin, Colombia (Northeastern Oklahoma A&M/Santa Catalina de Sena HS)
15	Jayden Perez	G	5-8	Jr.	Las Cruces, N.M. (Onate HS)
2	Sophia Ramos	G	5-9	So.	San Antonio, Texas (Incarnate Word HS)
13	Talia Sireni	G	5-9	So.	Surrey, British Columbia, Canada (Earl Marriott Secondary School)
12	Mercedes Staples	G	5-10	Jr.	Centerville, Utah (Minnesota/Viewmont HS)
42	Kim Villalobos	G/F	6-0	Fr.	Van Nuys, Calif. (Chaminade HS)
22	Flo Vinerte	F	6-2	Fr.	Riga, Latvia (New Hope Academy (Md.))

* Utilized redshirt season

Head Coach: Stacie Terry-Hutson (UT Arlington, 1998), Eighth season at SDSU

Assistant Coach: Ciara Carl (Point Loma Nazarene, 2005), Eighth season at SDSU

Assistant Coach: Nick Grant (Baylor, 2010), Seventh season at SDSU

Assistant Coach: Marsha Frese (Rice 1995), First season at SDSU

Director of Operations: Jon Silver (UCLA, 2009; LSU 2017), Fifth season at SDSU

Director of Player Development: Mercedes Riggs (Duke, 2016), Third season at SDSU

Graduate Assistant: Naomi Ekwedike (San Diego State, 2020), First season at SDSU

Administrative Assistant: Jordan Mottershaw (W. Oregon, 2017; Cal St. San Bernardino, 2019), Second season at SDSU

2020-21 PRONUNCIATION GUIDE

Téa Adams	TAY-uh	Talia Sireni	Ta-LEE-uh Si-REN-ee
Asia Avinger	AV-in-JER	Kim Villalobos	VILL-uh-lobos
Bailee Chynoweth	CHIN-uh-WITH	Flo Vinerte	vin-AIR-tay
Kiara Edwards	key-ARR-uh	Ciara Carl	see-ARR-uh
Kamaria Gipson	cuh-MARE-uh	Marsha Frese	FREEZE
Ivvana Murillo	ee-VON-uh mur-EE-oh	Naomi Ekwedike	nay-O-mee ECK-weh-DEE-koy

SAN DIEGO STATE QUICK FACTS

GENERAL INFORMATION

Location: San Diego, Calif., 92182
 Founded: 1897
 Enrollment: 33,870
 Nickname: Aztecs
 School Colors: Scarlet and Black
 Affiliation: NCAA Division I
 Conference: Mountain West
 Home Arena (Capacity):
 Steve Fisher Court at Viejas Arena (12,414)
 President: Dr. Adela de la Torre
 Director of Athletics: John David Wicker

AZTEC BASKETBALL FACTS

First Year of Basketball: 1976-77
 All-Time Record: 665-610 (.522) / 43 seasons
 Postseason Appearances/NCAA Appearances: 12/9
 Last Postseason Appearance: 2013
 Lost to BYU (69-58) in WNIT Second Round

SDSU TEAM INFORMATION

2019-20 Record: 14-17 (.452)
 2019-20 MW Record/Finish: 9-9/t-5th
 2020 MW Tournament Record: 0-1
 2020 Final NCAA RPI: 244
 Letterwinners Returning/Lost: 5/6
 Starters Returning/Lost: 2/3
 Newcomers: 8 (5 freshmen & 3 transfers)

AZTEC BASKETBALL STAFF

Head Coach: Stacie Terry
 Alma Mater: UT Arlington, 1998
 Career Record/Years: 87-128/Eighth Year
 Basketball Office Phone: 619-594-4095
 Assistant Coaches:
 Ciara Carl
 Eighth season at SDSU
 Alma Mater: Point Loma Nazarene, 2005
 Nick Grant
 Seventh season at SDSU
 Alma Mater: Baylor, 2010
 Marsha Frese
 First season at SDSU
 Alma Mater: Rice, 1995
 Director of Basketball Operations: Jon Silver
 Fifth season at SDSU
 Alma Mater: UCLA, 2009
 Player Development Coordinator: Mercedes Riggs
 Third season at SDSU
 Alma Mater: Duke, 2016
 Graduate Assistant: Naomi Ekwedike
 First season at SDSU
 Alma Mater: San Diego State, 2020
 Administrative Assistant: Jordan Mottershaw
 Athletic Trainer: Queenie Soriano
 Academic Advisor: Dr. Bre White
 Strength and Conditioning: Justin Landry

SDSU MEDIA RELATIONS

Women's Basketball SID: Ben Pearson
 E-mail: ben.pearson@sdsu.edu
 Office Phone: 619-594-5547

Last Time Out (L, 71-73 vs. UNLV, Feb. 16, 2021)

The Aztec women's basketball team (5-14, 3-10) fell to UNLV (13-8, 11-5) after the Rebels' Nia Johnson scored a driving lay-in with three seconds left.

SDSU trailed by six with 1:53 left but rallied to tie the game with 14 seconds left after Mercedes Staples hit a jumper.

The Aztecs had one of their most efficient offensive performances of the season, dishing out a season-high 23 assists while turning the ball over just four times, also a season-best.

All 10 Aztecs that played scored and seven players had at least six points. Mercedes Staples led the team with 16 points and hit two big shots in the final 30 seconds. Sophia Ramos, playing in her second game after missing 10 weeks with a hand injury, had a career-high 10 assists and turned the ball over just once in 37 minutes. Freshman Kamaria Gipson tied a career-high with 10 rebounds and Téa Adams chipped in 12 points.

UNLV scored the first bucket of the game, but the Aztecs would then go on a 13-2 run and held the Rebels to 3-for-15 shooting in the opening quarter. The Aztecs trailed by two at the half but caught fire in the third, shooting 12-for-16 from the floor and scoring 28 points, their most in any quarter this season, and took an eight-point lead entering the fourth.

UNLV responded with a 14-2 run to start the fourth quarter to pull within one point. The Rebel lead would grow to six points, but UNLV went 1-for-11 down the stretch to allow the Aztecs to tie the game behind Mercedes Staples' clutch shots.

UNLV Johnson's made a tough running lay-in through traffic on the right side for the game-winner. Sophia Ramos' half court heave at the buzzer was off the mark.

Rebounding (52-31 UNLV) and fouls were the difference in the game with SDSU committing 22 which led to 23 made free throws for UNLV. The Aztecs were fouled just 10 times and made only six free throws.

The Rebels were led by Desi-Ray Young's 20 points and 12 rebounds.

The Aztecs had a season-high 23 assists on 29 made field goals. SDSU had just four turnovers, a season best.

THE NOTE

Sophia Ramos had a career-high 10 assists, becoming the first Aztecs to have 10 or more assists since Geena Gomez did it against New Mexico on January 20, 2018.

Aztecs Partners with Jordan Brand

The San Diego State women's basketball program announced they will be the newest member of the Jordan Brand family.

Beginning at the start of the 2021-22 season, the team will wear the latest Jordan Brand performance footwear and all on-court apparel including uniforms, practice gear and travel attire will be Jumpman branded.

SDSU is the ninth women's basketball program in the Jordan lineup, joining Florida, Georgetown, Houston, Marquette, Michigan, North Carolina, Oklahoma and UCLA. The Aztecs are one of just two programs on the West Coast to be partnered with the iconic brand.

The apparel will feature San Diego State's official color scheme of red and black elements and will sync with Jordan Brand's iconic colors.

The San Diego State men's team has been partnered with the Jordan Brand since the beginning of the 2018-19 season.

"We are excited to be a part of this special brand," Head coach Stacie Terry-Hutson said. "We recognize that we are in elite company being one of the few women's programs to don the Jumpman logo. Jordan is one of the

SAN DIEGO STATE STREAKS

Most Consecutive Starts*

	Consecutive	Total
Mercedes Staples	19	19
Téa Adams	2	76
Mallory Adams	2	40
Kamaria Gipson	2	8
Sophia Ramos	1	69
Isabela Hernandez	0	11
Kim Villalobos	0	8
Alex Crain	0	11
Kiara Edwards	0	10
Flo Vinerte	0	1
Bailee Chynoweth	0	1

Most Consecutive Games*

	Consecutive	Total
Isabela Hernandez	50	50
Mercedes Staples	19	19
Kamaria Gipson	17	17
Kim Villalobos	17	17
Flo Vinerte	17	17
Kiara Edwards	11	49
Mallory Adams	11	49
Alex Crain	11	18
Téa Adams	2	106
Sophia Ramos	2	71
Bailee Chynoweth	0	9
Ivvana Murillo	0	7
Jayden Perez	0	27
Talia Sireni	0	23

Most Consecutive Games With A Point^

	Consecutive	Total
Téa Adams	63	101
Mercedes Staples	19	19
Kim Villalobos	17	17
Mallory Adams	7	48
Isabela Hernandez	5	35
Sophia Ramos	2	70
Kiara Edwards	1	23
Kamaria Gipson	1	14
Alex Crain	1	14
Ivvana Murillo	0	2
Jayden Perez	0	8
Talia Sireni	0	8
Bailee Chynoweth	0	2

*SDSU totals only

^must have played in the game

FRESNO STATE ALL-TIME SERIES

SDSU leads 27-23

Record at SDSU.....	13-10
Record at FS.....	10-12
Record at Neutral.....	4-1
Most Points SDSU.....	97, 1995
Most Points FS.....	93, 1990
Largest Margin SDSU.....	62, 1995
Largest Margin FS.....	33, 1990
Longest SDSU Win Streak.....	13
Longest FS Win Streak.....	5
Current Streak.....	FS 2
1-13-77.....	H.....W.....61-42
12-2-77.....	N.....W.....82-60
2-2-78.....	A.....W.....61-44
11-17-79.....	N.....W.....61-59
1-15-87.....	H.....W.....66-62
1-29-87.....	A.....L.....63-85
1-14-88.....	A.....L.....61-69
2-13-88.....	H.....W.....78-57
3-10-88.....	H.....W.....64-60
1-14-89.....	H.....W.....94-80
2-9-89.....	A.....W.....66-61
1-16-90.....	A.....L.....69-83
3-3-90.....	H.....L.....60-93
1-15-91.....	A.....L.....69-85
1-21-92.....	H.....L.....84-86
1-15-93.....	H.....W.....63-40
2-13-93.....	A.....W.....58-55
3-10-93.....	N.....W.....62-38
1-22-94.....	A.....W.....75-50
3-5-94.....	H.....W.....83-58
3-11-94.....	H.....W.....73-53
2-17-95.....	H.....W.....97-35
3-3-95.....	A.....W.....73-54
2-16-96.....	A.....W.....74-57
3-1-96.....	H.....W.....76-48
3-6-96.....	N.....W.....69-48
1-4-97.....	A.....W.....63-50
1-30-97.....	H.....W.....70-41
1-2-98.....	H.....L.....52-74
2-1-98.....	A.....L.....72-82
1-30-99.....	H.....W.....89-68
2-25-99.....	A.....L.....55-68
11-30-02.....	A.....L.....49-59
1-9-13.....	H.....L.....72-80
2-9-13.....	A.....W.....74-49
3-16-13.....	N.....L.....70-76
1-15-14.....	A.....W.....70-69
3-1-14.....	H.....L.....63-67
1-3-15.....	H.....L.....44-56
1-28-15.....	A.....L.....50-57
1-20-16.....	A.....L.....49-54
2-10-16 (ot).....	H.....W.....65-54
2-4-17.....	H.....L.....51-59
2-22-17.....	A.....L.....50-59
1-17-18.....	A.....L.....53-64
2-7-18.....	H.....L.....60-66
1-23-19.....	H.....L.....81-87
3-4-19.....	A.....W.....59-58
1-1-20.....	A.....L.....54-79
1-15-20.....	H.....L.....60-65

most popular shoes in the basketball community and this will help us market the San Diego State program.

Opponent Notebook (Fresno State)

- Fresno State is 13-6 on the year and 11-3 in the Mountain West.
- They were the preseason favorites to win the Mountain West and were the regular season champions last year.
- They have won five games in a row and nine of their last 10.
- The Bulldogs are 3-2 on the road this year.
- Sophomore Haley Cavinder leads the Mountain West in scoring (19.0 ppg) and her twin sister Hanna is second (17.9 ppg).
- Senior Maddi Utti averages 13.1 points per game and leads the conference in field goal percentage (.535).
- The Bulldogs score 80.2 points per game while shooting 46.3 percent from the field, both rank in the top 25 in the nation.
- Fresno State is also top three in the conference in free throws made and attempted, three-pointers made and attempted, three-point percentage (.360), assists per game (14.7), steals per game (8.2) and turnovers per game (12.4).
- They commit just 12.7 fouls per game, the fewest in the entire nation.
- The Bulldogs allow 71.4 points per game, 10th in the conference and allow their opponents to shoot 40.9 percent from the field.
- Head coach Jamie White is in her seventh season at Fresno State. She has led the Bulldogs to four postseasons and three 20-win seasons. She has the highest winning percentage among active coaches in the Mountain West.

Series Notes

- San Diego State leads the all-time series 27-23
- The Bulldogs have won seven of the last eight meetings and 11 of the last 13.
- Four of the last five meetings were decided by six points or less.
- The Aztecs are 13-10 all-time against Fresno State at home.
- SDSU won 13 straight between 1993 and 1997 when both schools were in the WAC.
- Their first meeting was January 13, 1977, a 61-42 win for SDSU.

MW PRESEASON HONORS

Preseason All-Mountain West Team

Mallory McGwire, Sr., C, Boise State
 Haley Cavinder, So., G, Fresno State
 Maddi Utti, Sr., G, Fresno State
Sophia Ramos, Jr., Guard, San Diego State
 Ayzhiana Basallo, Jr., Guard, San Jose State

Preseason Player of the Year

Maddi Utti, Sr., G, Fresno State

Preseason Newcomer of the Year:

LaTascya Duff, Jr., Guard, New Mexico

Preseason Freshman of the Year

Asia Avinger, G, San Diego State

SDSU 1,000 POINT SCORERS

Player	Years	Points
1. Judy Porter	(1980-83)	2,318
2. Falisha Wright	(1992-95)	1,733
3. McKynzie Fort	(2015-18)	1,708
4. Paris Johnson	(2008-11)	1,598
5. Jené Morris	(2008-10)	1,499
6. Courtney Clements	(2011-13)	1,495
7. Chana Perry	(1988-89)	1,445
8. Jessica Haynes	(1986-88)	1,395
9. Quenese Davis	(2007-10)	1,370
10. Michelle Suman	(1992-95)	1,341
11. Brooke Meadows	(1986-89)	1,310
12. Jamey Cox	(2000-03)	1,275
13. Marsha Overton	(1980-83)	1,273
14. Tina Hutchinson	(1984-85)	1,256
15. Christina Murguia	(1992-95)	1,237
16. Kieishsha Barnes	(1991-92)	1,235
17. Shelda Arceneaux	(1984-87)	1,232
18. Dee Dee Duncan	(1983-86)	1,108
19. Julie Evans	(1989-90)	1,106
20. Jodi Nowlin-Tres	(1994-97)	1,089
21. Heidi Bauer	(1981-83, 85)	1,024
22. Sophia Ramos	(2018-current)	1,007

TOP CAREER 3-POINT PERCENTAGE

Minimum 100 career attempts

Player	Years	Points
1. Isabela Hernandez	(2020-current)	42-105 (.400)
2. Charley Murray	(1998-99)	65-164 (.396)
3. Falisha Wright	(1992-95)	206-539 (.382)
4. Taylor Kalmer	(2020)	45-118 (.381)
5. Geena Gomez	(2016-18)	115-319 (.361)
6. Courtney Fritz	(2004-06)	62-202 (.356)
7. Chelsea Hopkins	(2012-13)	39-110 (.355)
8. Courtney Clements	(2011-13)	182-514 (.354)
9. Najé Murray	(2018-19)	134-386 (.347)
10. Jené Morris	(2008-10)	154-446 (.345)



SDSU RECORD WHEN...

Playing at home	2-8
Playing on the road	2-5
Playing at a neutral site	1-1
Playing a night game (5 p.m. or later)	3-4
Playing a day game	2-10
Leading or tied at the end of the 1st quarter	2-6
Trailing at the end of the 1st quarter	3-7
Leading or tied at halftime	2-5
Trailing at halftime	3-8
Leading or tied at the end of the 3rd quarter	4-4
Trailing at the end of the 3rd quarter	1-9
Leading or tied with 5:00 minutes remaining	5-2
Trailing with 5:00 minutes remaining	0-11
In overtime	0-1
Scoring less than 50 points	0-4
Scoring 50-59 points	2-4
Scoring 60-69 points	3-2
Scoring 70-79 points	0-4
Scoring 80 or more points	0-0
Opponent scores less than 50 points	1-0
Opponent scores 50-59 points	3-2
Opponent scores 60-69 points	1-5
Opponent scores 70-79 points	0-3
Opponent scores 80 or more points	0-4
FG% .500 or above	0-0
FG% .400-.499	2-5
FG% under .400	3-9
Opponent FG% .500 or above	0-1
Opponent FG% .400-.499	0-7
Opponent FG% under .400	5-7
Better shooting %	5-4
Worse shooting %	0-10
More FT attempts	5-8
Fewer FT attempts	0-6
Same FT attempts	0-0
More FTs made	4-6
Fewer FTs made	0-6
Same FTs made	1-2
More rebounds	1-3
Fewer rebounds	3-9
Same rebounds	0-1
More turnovers	3-10
Fewer turnovers	2-3
Same turnovers	0-1
More assists	3-1
Fewer assists	0-12
Same assists	2-1
More steals	3-5
Fewer steals	2-6
Same steals	0-2
Have 20+ point scorer	4-3
Don't have 20+ point scorer	1-11
Have 0-1 players with 10+ points	1-3
Have 2 players with 10+ points	2-6
Have 3 players with 10+ points	2-2
Have 4 or more players with 10+ points	0-3

SDSU STREAKS

Last 5 games	0-5
Last 10 games	2-8
Longest winning streak	2
Longest losing streak	7
Current streak	Lost 7

Asia Avinger & Jayden Perez Out for the Year

Guards Asia Avinger and Jayden Perez will miss the entire 2020-21 season due to leg injuries.

Avinger (Cerritos, Calif.), the preseason Mountain West Freshman of the Year, was expected to play a large role in the Aztecs' backcourt this season. One of the nation's best 2020 combo guards according to espnW, Avinger was ranked No. 56 in the nation according to ESPN, the highest ranked recruit under Terry-Hutson.

Perez, a junior from Las Cruces, N.M., has appeared in 27 games off the bench the last two seasons and was set to assume a larger role in the 2020-21 season.

Aztecs Sign Two Talented Wings to NLLs

Aztec women's basketball head coach Stacie Terry-Hutson announced the signings of four-star guards Cailee Crawford (Albuquerque, N.M.) and Khylee Pepe (Long Beach, Calif.) to National Letters of Intent.

"We are thrilled to add Cailee and Khylee to our program," Terry-Hutson explained. "They are both talented perimeter players who are great passers and can play multiple positions. They will fit in well with our team of versatile players."

Pepe (5'11") is a consensus four-star recruit and is ranked No. 83 in the espnW HoopGurlz top 100 rankings. She is a three-time all-state selection in California and was recruited by numerous power five programs. After playing her freshman season at Mater Dei (Santa Ana, Calif.), she transferred to Bishop Montgomery High School (Torrance, Calif.) where she has helped them win two league championships.

At Bishop Montgomery, she was named to the All-CIF and CalHiSports All-state team the last two seasons and took home league MVP honors last season. This past season, she averaged 17 points, eight rebounds, four assists and three steals and had 10 games with 20 or more points. She averaged 25.4 points over her final five games and set a new school record with 41 points in a game.

As a freshman at Mater Dei High School, she averaged 11.7 points, 6.5 rebounds and 3.6 assists and was a Second Team All-County selection. She helped the Monarchs win the Trinity League and finish fourth in the CIF-SS Open Division.

A 6'0" wing, Crawford is a four-star recruit according to Prospects Nation and has appeared in espnW's HoopGurlz top 100 rankings for 2021 recruits. Last season, she averaged 19.7 points, 6.2 rebounds and 3.5 assists while also contributing a steal and a block per game. She shot an efficient 58 percent from the field inside the arc. She averaged 22.2 points and 6.2 rebounds as a sophomore, helping Highland High School advance to the 4A quarterfinals.

Crawford is a two-time 4A All-State selection in New Mexico and was the 4A State Co-Player of the year last season. She has also been named to the All-Metro First Team three times while helping Highland High School win over 20 games each season and claiming two district titles.

2020-21 MOUNTAIN WEST STANDINGS

As of Feb. 18

	MW	Overall
Colorado State	10-2	14-2
Fresno State	11-3	13-6
New Mexico	6-2	9-2
UNLV	11-5	13-8
Boise State	7-7	10-7
Wyoming	8-8	10-9
Nevada	5-7	9-8
San Diego State	3-10	5-14
Utah State	2-10	4-13
Air Force	2-10	4-13
Opt Out		
San José State	1-2	2-2

AZTECS VS. THE MOUNTAIN WEST

Air Force	37	12
Boise State	8	10
Colorado State	30	31
Fresno State	27	23
Nevada	13	13
New Mexico	32	36
San José State	23	10
UNLV	29	34
Utah State	10	7
Wyoming	29	33
Total	238	209

AZTECS TOP 100 IN THE NATION

As of Feb. 18

Category	Team	
	Value	Rank
Personal Fouls/Game	15.3	60
Turnovers/Game	14.6	91
Rebounds	693	92
3-Pt. FG Percentage	.326	95
Category	Individual	
	Player	Value Rank
Minutes	Mercedes Staples	643:47 79



#1 ASIA AVINGER

Freshman

5-7

Guard

Cerritos, Calif.

Rosary HS

Out for the season with knee injury

Preseason Mountain West Freshman of the Year (2020-21)

High School

One of the nation's best combo guards according to espnW, Avinger comes to SDSU as a four-star recruit ranked No. 56 in the nation according to ESPN, the highest ranked recruit under Stacie Terry-Hutson... A three-time All-CIF Southern Section pick, she was ranked as the No. 16 point guard in the nation by espnW... Following her senior year, she was named the Orange County Register's Female Athlete of the Year and to the MaxPreps All-California First Team. She was also named the Trinity League MVP and the Orange County Player of the Year... Averaged 13.8 points, 6.3 rebounds and 4.0 assists as a senior... Helped lead Rosary HS to the 2020 CIF Southern California DI Regional championship before the tournament was suspended by COVID-19... As a junior averaged 12.1 points, 7.7 rebounds and 6.3 assists and helped guide Rosary HS to a 27-8 record and the 2019 CIF State Division One championship... Avinger scored 24 points in the championship game and took home MVP honors... Following her junior year, she was named to the MaxPreps All-California Third team, the CIF Orange County First Team, the Los Angeles Times All-Area Team and the Orange County Register All-County First Team... As a sophomore she attended Los Alamitos HS who won the Sunset League and was named the league's MVP... Helped Los Alamitos reach the CIF DI semi-finals... Was named to the Sunset League First Team as a freshman... Received recruiting interested from over 20 DI schools... Also competed in track and field... Received the Rosary HS Scholar Athlete Award for the 2018-19 school year.

Personal

Born in Long Beach, Calif. to Nicole and Skinner Avinger... Her father played football at Portland State... Enjoys playing and watching football, going to the beach, swimming, trampoline parks and watching movies... Worked at the Mamba Academy as a coaching assistant... Lists Steve Nash as her favorite athlete... Undecided on her major.

CAREER HIGHS

Points
32, vs. New Mexico (1-29-20)

Rebounds
14, vs. Boise State (2-15-20)

Assists
10 vs. UNLV (2-16-21)

Steals
5, Three times
Last: at San Diego (12-5-20)

Blocks
3, vs. Lamar (11-27-20)

Field Goals
10, Twice
Last: at CSUN (12-9-18)

Field Goal Attempts
27, at Colorado State (12-8-20)

3-Point Field Goals
7, at CSUN (12-9-18)

3-Point Field Goal Attempts
13, at CSUN (12-9-18)

Free Throws
16, vs. New Mexico (1-29-20)

Free Throw Attempts
16, vs. New Mexico (1-29-20)

MISC. CAREER STATS

Double-figure scoring games: 56

20 point scoring games: 13

Double-figure rebounding games: 7

Double-figure assist games: 1

Double-Doubles: 6



#2 SOPHIA RAMOS

Junior
5-9
Guard
San Antonio, Texas
Incarnate Word HS

Preseason All-Mountain West Team (2020-21) | All-Mountain West Team (2019-20) | Mountain West All-Freshman Team (2018-19) | Mountain West All-Tournament Team (2019) | Mountain West All-Academic Team (2019-20) | Three-time Mountain West Player of the Week

As A Sophomore (2019-20)

Named to the All-Mountain West Team after averaging 14.3 points, 6.5 rebounds and 3.8 assists... Started all 31 games, averaging 36.7 minutes per game, second in the conference and 18th in the nation... Had 23 games with 10 or more points and led the Aztecs in scoring eight times... Became the first SDSU guard to lead the Aztecs in rebounding since 2013 (Chelsea Hopkins)... Led the team in rebounds 12 times, had four games with 10 or more rebounds and three double-doubles... Led the team in assists 18 times and in steals 17 times... Was 113-for-136 from the line (.831), the second-best FT percentage in the conference and eighth-best in school history... Her 113 free throws were the 10th-most in a single-season in program history... Was second on the team in made three-pointers (37)... Had three games with at least 20 points, 10 rebounds and five assists, tied for the third-most in the nation... Scored 20 or more points six times and topped 30 points twice... Had 32 points and 11 rebounds vs. New Mexico (1-29-20) while shooting a perfect 16-for-16 from the line (including the game-winner). Her 16 made free throws tied a school record and made her one of three players in the nation to make at least 16 free throws in a game without a miss... Ramos earned Mountain West Player of the Week honors twice and was the College Sports Madness National High-Major Player of the Week following the New Mexico game... Had 25 points, 14 rebounds and five assists against Boise State (2-15-20) to become the first Aztec (male or female) to reach those totals in a game in the Mountain West era (1999-present)... Had 30 points on 9-for-14 shooting with eight rebounds at California Baptist (12-19-19)... Led the team with 41 steals and had four games with three or more steals and had a career-high five takeaways vs. UNLV (1-25-20)... Played at least 30 minutes in all but one game and topped 35 minutes 24 times including in each of the last nine games.

As a Freshman (2018-19 Season)

Hit the ground running as a true freshman, leading the team in scoring (13.9 ppg), assists (4.5 apg) and three-point percentage (.362)... Started 31 of 32 games and averaged 34.0 minutes, second on the team and fifth in the MW... Was second on the team with 4.4 rebounds and 1.3 steals per game... Was named to the Mountain West all-freshman team after leading all MW freshmen in scoring and assists... Averaged the most points and assists by a SDSU freshman since 1992... Became the first Aztec (of any class) to lead the team in points and assists since 1997... Was the only true freshman in the nation to average 13.0 points, 4.0 rebounds and 4.5 assists per game... Shot 44.3 percent from the field, best on the team (min. 100 made FG)... Was 80 percent (68-85) from the FT line, seventh-best in the MW... Led the team with a 1.3 assist-to-turnover ratio, which was the second-best among freshmen in the MW... Named to the Mountain West all-tournament team after averaging 16.7 points and committing just two turnovers across three games and 112 minutes... Scored 10 or more points in 27 of SDSU's 32 games... Led the team in assists 25 times... Scored 28 points at CSUN (12-9-18), including seven three-pointers (six in the fourth quarter), with seven rebounds and six assists. Her six threes in the fourth quarter set a school record.

At Incarnate Word High School

A four-star recruit according to Prospects Nation ... She scored over 2,000 career points at Incarnate Word High School in San Antonio, where she was a four-time (TAPPS) All-State and All-District first-team pick ... Two-time *Express News* Super Team member ... Four-time *Express News* All-Area Private Schools MVP ... As a senior averaged 22.4 points, 6.2 rebounds, 4.1 assists and 3.7 steals and was named to the TAPPS 6A state all-tournament team ... As a junior, averaged 16.6 points, 8.2 rebounds, 4.2 assists and 2.9 steals per game, leading Incarnate Word to a 27-6 record.

Personal

Born in San Antonio to Nicola and Gavino Ramos ... Enjoys swimming, traveling and playing tennis ... Plans to major in kinesiology with hopes of having a career in physical therapy or coaching.

Season	gp-gs	min/avg	Total		3-Point		F-Throws		Rebounds				Scoring								
			fg-pts	pts	fg-pts	pts	ft-pts	pts	off	def	tot	avg	pts	fg	ft	tot	pts	avg			
2018-19	32-31	1089	34.0	168-379	443	42-116	362	68-85	800	29	122	142	4.4	56	0	144	111	14	43	446	13.9
2019-20	31-31	1129	36.7	146-348	397	37-115	322	113-136	831	16	145	201	6.5	58	0	119	100	11	41	442	14.3
2020-21	8-7	262	32.8	48-108	367	8-33	242	31-35	886	2	47	49	6.1	11	0	29	18	4	13	119	14.9
TOTAL	71-69	2479	35.1	354-835	414	67-264	330	212-256	828	38	354	392	5.5	125	0	292	229	29	97	1077	14.2

CAREER HIGHS

Points
20, Twice
Last: vs. [10] Air Force (3-10-19)

Rebounds
16, vs. [2] New Mexico (3-11-19)

Assists
3, vs. New Mexico (2-6-19)

Steals
3, vs Incarnate Word (11-18-18)

Blocks
2, at San Diego (11-28-18)

Field Goals
8, Twice
Last: vs. [10] Air Force (3-10-19)

Field Goal Attempts
18, vs. Alabama A&M (11-14-19)

3-Point Field Goals
3, Twice
Last: at Wyoming (1-28-21)

3-Point Field Goal Attempts
7, Twice
Last: vs. UNLV (2-16-21)

Free Throws
11, vs. California Baptist (11-23-18)

Free Throw Attempts
15, vs. California Baptist (11-23-18)

MISC. CAREER STATS

Double-figure scoring games: 27

Double-figure rebounding games: 16

Double-Doubles: 10



#3 MALLORY ADAMS

Sophomore
6-0
Guard/Forward
Frisco, Texas
Lone Star HS

All-Mountain West Honorable Mention (2018-19)
Mountain West All-Freshman Team (2018-19)

As a Sophomore (2019-20)

Limited to six games due to injury and received medical hardship waiver from the NCAA after the season... Averaged 12.8 points and 6.0 rebounds in 31.8 minutes before suffering injury... Scored in double-digits in five of her six games... Scored a season-high 17 points on 6-for-13 shooting against Cal (11-21-19)... Had a double-double with 14 points and 12 rebounds against Cal State Fullerton (11-17-19)... Started all six games she played in while playing at least 30 minutes in every game.

As A Freshman (2018-19)

Made an immediate impact in her first year on the Mesa... Started all 32 games and averaged a team-high 8.9 rebounds and 12.2 points... Was an all-Mountain West honorable mention selection and was named to the Mountain West All-Freshman Team... Her 8.9 rebounds per game were the most by an Aztec freshman since 1984 and the most for any Aztec since 2000... She was third in the MW in rebounding and led all freshmen... Was 109-for-156 from the free throw line... Her 109 made free throws were the most by an Aztec freshman since 1984 and the 10th most in a single-season in school history... Reached double-figures in points 19 times and had 10 or more rebounds on 15 occasions... Led the Aztecs in scoring 10 times and in rebounds in 22 of SDSU's 32 games... Scored 20 points twice; vs. Boise State (1-5-19) and against Air Force in the first round of the MW Tournament (3-5-19)... Had 16 rebounds against New Mexico in the quarterfinals of the MW Tournament, the most ever by an Aztec in the MW Tournament... Averaged 13.3 points and 9.3 rebounds per game in SDSU's three MW Tournament games... Scored 10 or more points in 13 of SDSU's final 17 games... Was third on the team with 22 made three-pointers (22-69, .319)... Averaged 32.0 minutes per game, third on the team... Was 11-for-15 from the FT line against California Baptist (11-23-18), tying her for the fifth most made free throws in a game in program history.

High School

A four-star recruit according to Prospects Nation, she earned an ESPN scout's grade of 90 as the 14th-ranked wing in her class... Scored over 2,000 points in high school and was named the Dallas-Fort Worth High School Player of the Year... Averaged 22.8 points and 10.3 rebounds per game in her senior year, leading Lone Star High School to a 34-5 overall record and a perfect 14-0 in the district... As a junior, she garnered Texas Association of Basketball Coaches (TABC) and Texas Girls Coaches Association (TGCA) all-state and all-region honors and was the District 13-5A Offensive MVP after averaging 18.9 points and 9.0 rebounds en route to Lone Star's district championship... She attended Centennial High School her first two years where she was the District 9-5A MVP and a TGCA all-state and TABC all-region honoree... As a freshman, she was named the 2015 District 9-5A Newcomer of the Year after averaging 18 points and 10 boards per game... Adams played AAU for Cy-Fair EYB L... She piqued interest from a number of schools, including SMU, Kansas, Alabama, Tulsa, Houston, New Mexico, Rutgers and New Mexico State among others... Was a member of the National Honor Society.

Personal

Born in Bryant, Ark. ... Parents are Michelle and Gary Adams... Adams' older sister, McKenzie, was a guard on SMU's women's basketball team... Her father, Gary, played four years of football at Arkansas and her mother, Michelle, played volleyball at Missouri Southern State... Her favorite athletes are Kobe Bryant and Skylar Diggins... Enjoys watching movies, swimming and going to the beach.

CAREER STATISTICS

Season	gp-gs		Total		3-Point		F-Throws		Rebounds				Scoring										
	gp	gs	fg-fga	pct	fg-fga	pct	ft-fa	pct	off	def	tot	avg	pf	fo	ast	to	blk	stl	pts	avg			
2018-19	32	32	129	331	.390	22	69	.319	109	156	.699	101	184	285	8.9	61	1	30	45	13	18	389	12.2
2019-20	6	6	24	76	.316	6	22	.273	23	33	.697	13	23	36	6.0	8	0	6	8	1	4	77	12.8
2020-21	11	2	20	67	.299	10	29	.345	19	21	.905	9	22	31	2.8	10	0	4	15	0	4	69	6.3
TOTAL	49	40	173	474	.365	38	120	.317	151	210	.719	123	229	352	7.2	79	1	40	68	14	26	535	10.9

CAREER HIGHS

Points
15, vs. UC Irvine (12-19-20)

Rebounds
N/A

Assists
N/A

Steals
1, Three times
Last: at Wyoming (1-30-21)

Blocks
N/A

Field Goals
5, vs. UC Irvine (12-19-20)

Field Goal Attempts
12, vs. UC Irvine (12-19-20)

3-Point Field Goals
5, vs. UC Irvine (12-19-20)

3-Point Field Goal Attempts
12, vs. UC Irvine (12-19-20)

Free Throws
N/A

Free Throw Attempts
N/A

MISC. CAREER STATS

Double-figure
scoring games: 1

Double-figure
rebounding games: 0



#4 BAILEE CHYNOWETH

Freshman

5-11

Guard

Austin, Texas

Westlake HS

High School

Attended Westlake HS in Austin, Texas for her final three years of high school, earning All-District First Team honors all three years.... As a senior, was named to the TGCA All-State team and to the All-Region team and also earned her district's Defensive MVP award... As a junior, earned her team's defensive MVP award... As a sophomore, was named her team's offensive MVP... Helped her school win the district championship three years in a row, only losing one game in district over than span... A three-time academic award winner... Attended Edmonds Woodway HS in Edmonds, Wash. her freshmen season.

Personal

Born in Seattle, Wash. to Erika and Vic Chynoweth... Grew up in Edmonds, Wash. before moving to Austin, Texas prior to her sophomore year in high school... Lists Diana Taurasi as her favorite athlete... Plans to major in industrial and organizational psychology.

CAREER STATISTICS

Season	gp-gs	min/avg	Total		3-Point		F-Throws		Rebounds				Scoring							
			fg-fga	pct	fg-fga	pct	ft-fa	pct	off	def	tot	avg	pf	fo	ast	to	blk	stl	pts	avg
2020-21	9-1	97/10.8	8-31	.258	8-31	.258	0-0	.000	0	0	0	0.0	2	0	0	2	0	3	24	2.7
TOTAL	9-1	97/10.8	8-31	.258	8-31	.258	0-0	.000	0	0	0	0.0	2	0	0	2	0	3	24	2.7

CAREER HIGHS

Points
24, Twice
Last: at Nevada (1-7-21)

Rebounds
8, Twice
Last: at California Baptist (12-19-19)

Assists
8, vs. Arkansas State (11-30-19)

Steals
5, Twice
Last: vs. Air Force (1-24-21)

Blocks
2, at San José State (1-10-18)

Field Goals
9, Four times
Last: at Nevada (1-7-21)

Field Goal Attempts
19, at Colorado State (12-10-20)

3-Point Field Goals
3, Twice
Last: at Colorado State (12-10-20)

3-Point Field Goal Attempts
7, vs. Arkansas State (11-30-19)


Free Throws
8 vs. Colorado State (12-4-19)

Free Throw Attempts
11, vs. [2] New Mexico (3-11-19)

MISC. CAREER STATS

Double-figure scoring games: 44

Double-figure rebounding games: 0



#5 TÉA ADAMS

Senior
5-9
Guard
Kirkland, Wash.
Juanita HS

2017-18 & 2019-20 Mountain West All-Academic Team

As A Junior (2019-20)

Appeared in all 31 games and made 30 starts... Averaged 9.1 points, 3.2 rebounds and 2.3 assists... Was second on the team in steals (31) and third in assists (72)... Made a career-high 25 three-pointers... Scored in double-digits 15 times, including the final six games and led the team in scoring six times... Led the team in steals 11 times and had four games with at least three steals... Had a season-high 18 points at UNLV (2-22-20) on 6-for-12 shooting... Scored 16 points with a career-highs in assists (8) and made three-pointers (3) vs. Arkansas State (11-30-19)... Tied a career-high with eight rebounds at California Baptist (12-19-19)... Averaged 12.8 points on 45.3 percent shooting over the final six games... Averaged 28.0 minutes per game and played at least 30 minutes 13 times.

As a Sophomore (2018-19 Season)

Made huge strides in her second season on the Mesa... Started all 29 games she appeared in, averaging 10.0 points, 3.4 rebounds and 2.0 assists in 27.8 minutes per game... Scored 10 or more points 17 times and was SDSU's leading scorer on six occasions... Began the year by scoring in double-digits in five straight games... Had a stretch of six consecutive games with 10 or more points in conference play... Hit a game-winning bucket in the final seconds twice; vs. Hawai'i (11-9-18) and vs. San Jose State (2-2-19)... Had a career-high 21 points and was a perfect 7-for-7 from the FT line at Cal State Fullerton (11-5-18)... Scored 18 points vs. New Mexico in the MW Tournament quarterfinals (3-11-19)... Had a career-high five steals vs. New Mexico (2-6-19)... Was third on the team in assists (58) and steals (42).

As a Freshman (2017-18)

Appeared in 29 games off the bench during her freshman campaign, averaging 16.6 minutes per game... Averaged 4.6 points, 1.8 rebounds and 1.6 assists per game... Had her best game of the season against Hope International (12-10-17) with season-highs in points (20 on 9-for-13 shooting), rebounds (8), assists (7) and steals (4) in just 22 minutes... Had 10 points against Fresno State (2-7-18) on 4-for-8 shooting... Had seven points and five assists against New Mexico (1-20-18)... Was third on team in assists (47) and fourth in steals (22)... Played at least 13 minutes in all but three games... Named SDSU scholar-athlete and to the Mountain West All-Academic Team.

At Juanita High School

A three-star recruit ranked No. 22 among point guards in her class according to ESPN with a 90 scouts grade... Finished her four-year career at Juanita High as the program's all-time leading scorer with 1,835 career points, leading the team in scoring each season... As a senior, was a first-team All-3A/2A KingCo Conference honoree, her fourth consecutive all-conference honor, and was a *Seattle Times* Class 3A first team pick following career-high tallies in points (22.5), assists (3.3), rebounds (4.1) and steals (4.7)... A 2016 All-USA Western Washington Preseason Girls Basketball Team honorable mention and KingCo 3A/2A First Team pick after recording 20.0 points per game... Named to the 2015 All-USA Western Washington Preseason Girls Basketball first team and captured KingCo 2A/3A Co-MVP and Defensive Player of the Year accolades as a sophomore... Collected All-KingCo 2A/3A first-team honors her freshman year.

Personal

Téa Adams was born in Kirkland, Wash., to Erika and Sam Adams... Sam was a three-year starter on Texas A&M's football team and a member of the Aggies' track team, getting inducted into the school's Hall of Fame in 2001... Sam, a three-time Pro Bowl defensive tackle, was a first-round pick of the Seattle Seahawks in 1994, for whom he played six seasons, and also played for Baltimore, Oakland, Buffalo, Cincinnati and Denver, winning two AFC Championships and Super Bowl XXXV with the Ravens... Adams has two brothers, Terin and Sam... Majoring in business.

CAREER STATISTICS

Season	gp-gs	min/avg	Total		3-Point		F-Throws		Rebounds				Scoring							
			fg-fga	pct	fg-fga	pct	ft-fa	pct	off	def	tot	avg	pf	fo	ast	to	blk	stl	pts	avg
2017-18	29-0	482/16.6	51-182	.280	6-45	.133	26-39	.667	7	46	53	1.8	48	1	47	41	4	22	134	4.6
2018-19	29-29	805/27.8	112-293	.382	4-12	.333	63-106	.594	21	79	100	3.4	61	1	58	63	6	42	291	10.0
2019-20	31-30	869/28.0	103-256	.402	25-75	.333	52-70	.743	11	89	100	3.2	74	4	72	62	5	31	283	9.1
2020-21	17-17	495/29.1	71-154	.461	13-33	.394	34-53	.642	0	44	44	2.6	42	2	60	54	7	22	189	11.1
TOTAL	106-76	2651/25.0	337-885	.381	48-165	.291	175-268	.653	39	258	297	2.8	225	8	237	220	22	117	897	8.5

CAREER HIGHS

Points
16, vs. Westcliff (11-12-19)

Rebounds
9, vs. New Mexico (2-5-21)

Assists
3, vs. Utah State (1-14-21)

Steals
3, Three times
Last: vs. New Mexico (2-5-21)

Blocks
2, vs. Arkansas State (11-30-19)

Field Goals
5, vs. Westcliff (11-12-19)

Field Goal Attempts
12, vs. Westcliff (11-12-19)

3-Point Field Goals
4, vs. Westcliff (11-12-19)

3-Point Field Goal Attempts
7, UNLV (1-25-20)


Free Throws
2, Twice
Last: at UC Santa Barbara (11-26-19)

Free Throw Attempts
2, Many times
Last: vs. UNLV (2-16-21)

MISC. CAREER STATS

Double-figure scoring games: 4

Double-figure rebounding games: 0



#10 ISABELA HERNANDEZ

Sophomore
6-2
Guard/Forward
Bellingham, Wash.
Lynden Christian HS

Mountain West All-Academic Team (2019-20)

As a Freshman (2019-20)

Appeared in all 31 games, coming off the bench to play 13.1 minutes per game... Averaged 3.1 points and 1.2 rebounds per game while shooting 43.1 percent from three, the second best in a season in school history (minimum 50 attempts)... Had career-high 16 points and was 4-for-5 from three vs. Westcliff (11-12-19)... Had two games with 11 points (at Boise State & at Wyoming)... Had season-high five rebounds vs. Cal (11-21-19)... Played 10 or more minutes 21 times and played a season-high of 26 minutes at Wyoming (1-22-20).

At Lynden Christian High School

A four-star recruit according to Prospects Nation, Hernandez was named the 1A State Player of the Year in Washington after her senior year... As a senior, averaged 13.9 points, 7.4 rebounds, 2.3 assists, 1.3 steals and 1.0 blocks per game... As a junior, posted averages of 13.0 points and 5.3 rebounds while shooting 50 percent from the field and 88 percent from the charity stripe... She helped Lynden Christian (Bellingham, Wash.) win the state championship in 2016 and 2018 (29-0)... Helped the Lyncs qualify for the state championship game three times in her four years... Had a game where she knocked down seven three-pointers in her senior year... Was an all-state selection her junior and season seasons, as well as being chosen for the Washington State All-Tournament Team... Was an all-league and all-county pick her last three years... Was heavily-recruited and received offers from Gonzaga, Colorado, Washington State and Colorado State among others... An honor roll student and a member of the National Honor Society... Lettered in soccer as a freshman.

Personal

Isabela Hernandez was born in Bellingham, Wash. to Tanna and Juan Hernandez... Her father played baseball at Long Beach State and Azusa Pacific and her mother played basketball at Azusa Pacific... In eighth grade, wrote a letter to herself stating her dream was to play at San Diego State... Lists Kevin Durant as her favorite player... Plans to major in business with hopes of launching a career in marketing.

CAREER STATISTICS

Season	gp-gs	min/avg	Total		3-Point		F-Throws		Rebounds				Scoring							
			fg-fga	pct	fg-fga	pct	ft-fta	pct	off	def	tot	avg	pf	fo	ast	to	blk	stl	pts	avg
2019-20	31-0	406/13.1	34-99	.343	22-51	.431	6-10	.600	6	30	36	1.2	13	0	7	24	5	7	96	3.1
2020-21	19-11	501/26.4	30-101	.297	20-54	.370	1-2	.500	5	44	49	2.6	19	0	14	19	2	13	81	4.3
TOTAL	50-11	907/18.1	64-200	.320	42-105	.400	7-12	.583	11	74	85	1.7	32	0	21	43	7	20	177	3.5

CAREER HIGHS

Points
10, at Colorado State (12-10-20)

Rebounds
10, Twice
Last: vs. UNLV (2-16-21)

Assists
2, vs. UNLV (2-16-21)

Steals
3, vs California Baptist (12-2-20)

Blocks
3, at Wyoming (1-28-21)

Field Goals
4, Three times
Last: vs. Air Force (1-22-21)

Field Goal Attempts
8, vs. Utah State (1-14-21)

3-Point Field Goals
N/A

3-Point Field Goal Attempts
N/A

Free Throws
2, Three times
Last: Air Force (1-24-21)

Free Throw Attempts
4, Twice
Last: vs. UNLV (2-16-21)

MISC. CAREER STATS

Double-figure
scoring games: 2

Double-figure
rebounding games: 2

Double-Doubles: 1



#11 KAMARIA GIPSON

Freshman

6-3

Center

Beeville, Texas

A.C. Jones HS

At A.C. Jones High School

Gipson finished her storied high school career with 2,655 points, the 32nd most ever in Texas... Averaged 22.5 points, 15.2 rebounds and 5.7 blocks per game as a senior and helped A.C. Jones High School go 33-3 and 14-0 in district and advance to the 4A State Regional Quarterfinals... Following the season, Gipson was named the District 30-4A MVP for the third straight year... As a junior, averaged 22.6 points and 14.2 rebounds per game and helped her school go 30-8 and win the Bi-District championship... Was named the All-South Texas MVP, the District 30-4A MVP while also being a TGCA 4A All-State selection and TBAC 4A All-Region pick following her junior season... In her sophomore year, A.C. Jones HS won the district and area championships and she won her first District 30-4A MVP Award while also being named to the All South Texas First Team and to the TBA All Region 4A Team... As a freshman, averaged 14.5 points, 12.3 rebounds and 6.7 blocks and earned the All-South Texas and District 30-4A Newcomer of the Year awards... Also played volleyball and ran the 400m for her school's track team... Earned all-academic recognition.

Personal

Kamaria (Cuh-MARE-uh) Gipson was born in Corpus Christi, Texas to Demetria Jefferson... Enjoys drawing and working out... Lists LeBron James as her favorite athlete... Plans to major in athletic training with plans to become a nurse or physical therapist.

CAREER STATISTICS

Season	gp-gs	min/avg	Total		3-Point		F-Throws		Rebounds				Scoring							
			fg-fga	pct	fg-fga	pct	ft-fla	pct	off	def	tot	avg	pf	fo	ast	to	blk	stl	pts	avg
2020-21	17-8	340/20.0	32-69	.464	0-0	.000	8-20	.400	32	63	95	5.6	41	0	5	20	8	12	72	4.2
TOTAL	17-8	340/20.0	32-69	.464	0-0	.000	8-20	.400	32	63	95	5.6	41	0	5	20	8	12	72	4.2

CAREER HIGHS

Points
24, Twice
Last: Air Force (1-22-21)

Rebounds
13, at Colorado State (12-10-20)

Assists
6, Twice
Last: Air Force (1-22-21)

Steals
4, vs. UC Irvine (12-19-20)

Blocks
1, Three times
Last: Air Force (1-22-21)

Field Goals
10, Air Force (1-22-21)

Field Goal Attempts
17, vs. Utah State (1-14-21)

3-Point Field Goals
4, Twice
Last: Air Force (1-22-21)

3-Point Field Goal Attempts
7, Twice
Last: Air Force (1-22-21)

Free Throws
4, Twice
Last: vs. Utah State (1-14-21)

Free Throw Attempts
6, vs. Utah State (1-14-21)

MISC. CAREER STATS

Career double-figure scoring games: 14

Double-figure scoring games at SDSU: 12

Career double-figure rebounding games (all at SDSU): 4

Career double-doubles (all at SDSU): 3

*While at Minnesota



#12 MERCEDES STAPLES

Junior
5-10
Guard
Centerville, Utah
Minnesota/Viewmont HS

At Minnesota (2018-19)

Staples appeared in 25 games and made two starts for the Golden Gophers as a freshman (2018-19) while averaging 3.4 points in 14.8 minutes... Had the best game of her career against Northern Iowa in the 2019 WNIT when she made four three-pointers, scored 14 points and dished out six assists... She appeared in eight games (one start) as a sophomore (2019-20) before deciding to transfer... Averaged 14.2 minutes, 2.6 points and 1.1 rebounds.

At Viewmont High School

A four-star 2018 recruit out of Viewmont High School in Bountiful, Utah, Staples was ranked as the No. 64 player in the country by ESPN.com... As a senior, averaged 22.4 points, 4.3 assists, 3.8 rebounds and 2.8 steals and helped her school reach the Class 5A quarterfinals... After the season was named a First Team All-State selection by the Salt Lake Tribune... Staples was a starter on varsity all four years and increased her scoring average from 11.8 points per game as a freshman to 16.6 as a sophomore and 18.1 as a junior... Was a three-time Class 5A All-State selection... Helped Viewmont High School reach the state championship game as a junior... Was recruited by LSU, Kansas State, Missouri, Clemson, Utah and Texas Tech before deciding to attend Minnesota... Also played soccer for two seasons as a center midfielder.

Personal

Born in Salt Lake City to Janet and Darin Staples... Majoring in social science... Hopes to be a coach when her playing career is over... Lists Diana Taurasi as her favorite player.

CAREER STATISTICS

Season	gp-gs	min/avg	Total		3-Point		F-Throws		Rebounds				Scoring							
			fg-fga	pct	fg-fga	pct	ft-fta	pct	off	def	tot	avg	pf	fo	ast	to	blk	stl	pts	avg
2018-19*	25-2	369/14.8	32-94	.340	18-56	.321	4-7	.571	1	31	32	1.3	23	0	27	23	2	20	86	3.4
2019-20*	8-1	114/14.3	8-29	.276	3-14	.214	2-3	.667	2	7	9	1.1	7	0	7	5	1	8	21	2.6
2020-21	19-19	643/33.8	91-217	.419	24-64	.375	29-36	.806	14	119	133	7.0	37	0	40	41	4	19	235	12.4
TOTAL	19-19	643/33.8	91-217	.419	24-64	.375	29-36	.806	14	119	133	7.0	37	0	40	41	4	19	235	12.4

*at Minnesota

CAREER HIGHS

Points
10, vs Cal Poly (12-21-20)

Rebounds
4, vs. Lamar (11-27-20)

Assists
1, Twice
Last: vs. UC Irvine (12-19-20)

Steals
N/A

Blocks
N/A

Field Goals
3, vs Cal Poly (12-21-20)

Field Goal Attempts
3, vs Cal Poly (12-21-20)

3-Point Field Goals
2, vs Cal Poly (12-21-20)

3-Point Field Goal Attempts
2, vs Cal Poly (12-21-20)

Free Throws
2, Four times
Last: at Wyoming (1-28-21)

Free Throw Attempts
2, Many times
Last: at Wyoming (1-28-21)

MISC. CAREER STATS

Double-figure scoring games: 0

Double-figure rebounding games: 0



#13 TALIA SIRENI

Sophomore
5-9
Guard
Surrey, British Columbia, Canada
Earl Marriott Secondary School

As a Freshman (2019-20)

Appeared in 10 games off the bench... Averaged 2.1 minutes, 0.2 points and 0.1 rebounds... Scored lone points at Fresno State (1-1-20)... Finished season 1-for-6 from the field.

Prep/International Career

A three-star recruit according to Prospects Nation, Sireni averaged 29 points, eight assists and eight rebounds per game her senior season at Earl Marriott Secondary School while shooting 81 percent from the free-throw line... Helped her team advance to the British Columbia Provincial Championships in 2017... Was named her high school team's MVP four times, including as an eighth grader... Received the Surrey Firefighter Tournament Dream Team Award her junior and senior seasons... Has represented British Columbia on the Provincial Team, helping them earn a silver medal in 2016... Also played for the VK Basketball Club (Vancouver), who she helped win the Bball National championship in the summer of 2018... Was an honor roll student... Ran track where she competed in the 100 and 400 meter dashes.

Personal

Talia Sireni (Tahl-EE-uh Si-REN-ee) was born in White Rock, British Columbia, Canada to Tiffany and Doron Sireni... Enjoys biking, surfing, hiking, camping, playing the piano and traveling... Was the assistant coach for her school's eighth and ninth grade team during her junior and senior seasons... Lists her favorite athlete as Kelsey Plum of the Las Vegas Aces... Majoring in kinesiology.

CAREER STATISTICS

Season	gp-gs	min/avg	Total		3-Point		F-Throws		Rebounds				Scoring							
			fg-fga	pct	fg-fga	pct	ft-fta	pct	off	def	tot	avg	pf	fo	ast	to	blk	stl	pts	avg
2019-20	10-0	21/2.1	1-6	.167	0-3	.000	0-0	.000	0	1	1	0.1	1	0	0	0	0	0	2	0.2
2020-21	13-0	83/6.4	6-14	.429	3-6	.500	10-11	.909	2	4	6	0.5	8	0	2	6	0	0	25	1.9
TOTAL	23-0	104/4.5	7-20	.350	3-9	.333	10-11	.909	2	5	7	0.3	9	0	2	6	0	0	27	1.2

CAREER HIGHS

Points
11, vs. Incarnate Word (11-18-18)

Rebounds
4, Twice
Last: vs. Westcliff (11-12-19)

Assists
2, Twice
Last: vs. Westcliff (11-12-19)

Steals
1, vs. Cal (11-21-19)

Blocks
N/A

Field Goals
2, Twice
Last: at Wyoming (1-9-19)

Field Goal Attempts
5, vs. Incarnate Word (11-18-18)

3-Point Field Goals
1, Twice
Last: at Hawai'i (11-5-19)

3-Point Field Goal Attempts
2, vs. Incarnate Word (11-18-18)

Free Throws
6, vs. Incarnate Word (11-18-18)

Free Throw Attempts
8, vs. Incarnate Word (11-18-18)

MISC. CAREER STATS

Double-figure scoring games: 1

Double-figure rebounding games: 0



#15 JAYDEN PEREZ

Junior
5-8
Guard
Las Cruces, N.M.
Ocate HS

Out for the season with injury
Mountain West Scholar-Athlete (2018-19)
Mountain West All-Academic Team (2018-19)

As a Sophomore (2019-20 Season)

Appeared in 12 games off the bench... Averaged 4.8 minutes, 0.4 points, 0.6 rebounds and 0.3 assists... Had season-high three points in season opener at Hawai'i... Tied career-highs with four rebounds and two assists in 12 minutes of action vs. Westcliff (11-12-19).

As a Freshman (2018-19 Season)

Appeared in 15 games off the bench before suffering a season-ending injury... Averaged 1.7 points, 0.8 rebounds and 0.4 assists in 5.9 minutes... Was 12-for-14 (.857) from the FT line on the year... Scored 11 points, grabbed two rebounds and dished out two assists against Incarnate Word (11-18-18)... Played a season-high 21 minutes and scored six points and hauled in four rebounds at Wyoming (1-9-19).

At Ocate High School

A three-star recruit according to ESPN, earning a scout's grade of 89 as the 73rd-ranked point guard in her class... Missed her senior year due to injury, but still amassed 1,586 career points... As a junior, averaged nearly 20 points with 5.8 rebounds, 2.7 assists and 1.7 steals... Selected to the 2017 All-U.S.A. New Mexico Girls Basketball Team, she led Ocate HS to the Class 6A state tournament, earning Class 6A all-state second-team honors along the way... A three-time New Mexico All-State honoree, she played her freshman and sophomore seasons at Las Cruces High, capturing District 3-6A Player of the Year and Class 6A all-state second-team honors each year... Plays AAU for Team Fusion in El Paso, Texas, under head coach Lee Williams... A 4.0 student, ranked ninth in her class... Also competed for Ocate's volleyball team as a junior... She was also recruited by numerous D-1 schools including San Diego, New Mexico, Nebraska, Saint Mary's, UTEP and Long Beach State.

Personal

Parents are Vanessa and Saul Perez... Plans to major in kinesiology as a fitness specialist... Enjoys spending time with family, cooking and lifting weights... Favorite athlete is Kelly Oubre Jr.

CAREER STATISTICS

Season	gp-gs	min/avg	Total		3-Point		F-Throws		Rebounds				Scoring							
			fg-fga	pct	fg-fga	pct	ft-fta	pct	off	def	tot	avg	pf	fo	ast	to	blk	stl	pts	avg
2018-19	15-0	88/5.9	6-22	.273	1-9	.111	12-14	.857	1	11	12	0.8	2	0	6	13	0	0	25	1.7
2019-20	12-0	57/4.8	2-9	.222	1-2	.500	0-0	.000	1	6	7	0.6	3	0	4	3	0	1	5	0.4
TOTAL	27-0	145/5.4	8-31	.258	2-11	.182	12-14	.857	2	17	19	0.7	5	0	10	16	0	1	30	1.1

CAREER HIGHS

Points
12, vs. Washington (11-25-20)

Rebounds
6, Three times
Last: at Nevada (1-9-21)

Assists
5, vs. Oklahoma (3-4-20)*

Steals
3, vs. New Mexico (2-5-21)

Blocks
4, vs. Alabama A&M (11-14-19)*

Field Goals
5, vs. Washington (11-25-20)

Field Goal Attempts
16, at Colorado State (12-10-20)

3-Point Field Goals
3, vs. Texas Tech (1-16-19)*

3-Point Field Goal Attempts
4, Twice
Last: Air Force (1-22-21)

Free Throws
4, at Colorado State (12-10-20)

Free Throw Attempts
6, at Colorado State (12-10-20)

MISC. CAREER STATS

Double-figure scoring games: 5

Double-figure scoring games at SDSU: 3

Double-figure rebounding games: 0

Double-Doubles: 0

*While at TCU



#21 ALEX CRAIN

Junior

5-9

Guard

McKinney, Texas

TCU/Dallas Thunder

At TCU (2018-20)

Appeared in 48 games while averaging six minutes per game in her two years at TCU... Averaged 1.2 points, 0.5 rebounds and 0.3 assists per game... Helped TCU average 23 wins in her two seasons... Had career-high 11 points on 4-for-4 shooting (3-for-3 from three) along with four assists against Texas Tech her freshman season... In her final home game in 2020, scored a season-high seven points and dished out a career-high five assists against Oklahoma... Was named to the 2019-20 Academic All-Big 12 First Team.

High School

Was rated a three-star prospect by espnW and Prospects Nation... Was home schooled and played for the Dallas Thunder, a basketball organization for home-schooled students that competes as part of the National Christian HomeSchool Championships (NCHC)... Earned NCHC All-American and Big South All-Region honors three times... As a senior, averaged 19.5 points, seven rebounds, five assists and 2.5 steals per game and was named the Big South Region Player of the Year after helping lead the Thunder to the 18U Class 5A championship game... As a junior, averaged 15 points, eight rebounds, three assists and two steals per game, while helping the Thunder to a 18U class 8A title... Was named the Co-National Junior Offensive Player of the Year.

Personal

Graduated from TCU in two years with a degree in political science while majoring in philosophy.

CAREER STATISTICS

Season	gp-gs	min/avg	Total		3-Point		F-Throws		Rebounds				Scoring							
			fg-fga	pct	fg-fga	pct	ft-fa	pct	off	def	tot	avg	pf	fo	ast	to	blk	stl	pts	avg
2018-19*	23-0	148/6.4	13-37	.351	7-15	.467	4-4	1.000	5	12	17	0.7	13	0	6	6	1	2	37	1.6
2019-20*	25-0	141/5.6	7-37	.189	2-15	.133	5-10	.500	1	8	9	0.4	19	0	8	9	0	3	21	0.8
2020-21	18-11	466/25.9	28-106	.264	4-27	.148	15-26	.577	7	45	52	2.9	39	2	23	24	1	13	75	4.2
TOTAL	18-11	466/25.9	28-106	.264	4-27	.148	15-26	.577	7	45	52	2.9	39	2	23	24	1	13	75	4.2

*at TCU

CAREER HIGHS

Points
10, vs. Utah State (1-14-21)

Rebounds
6, Twice
Last: vs. Cal Poly (12-21-20)

Assists
2, vs. New Mexico (2-5-21)

Steals
1, Three times
Last: vs. UNLV (2-16-21)

Blocks
2, Twice
Last: Air Force (1-24-21)

Field Goals
4, vs. Utah State (1-14-21)

Field Goal Attempts
5, Twice
Last: vs. New Mexico (2-3-21)

3-Point Field Goals
1, vs. UNLV (2-15-21)

3-Point Field Goal Attempts
1, vs. UNLV (2-15-21)

Free Throws
3, Twice
Last: vs Cal Poly (12-21-20)

Free Throw Attempts
6, vs. UC Irvine (12-19-20)

MISC. CAREER STATS

Double-figure scoring games: 1

Double-figure rebounding games: 0



#22 FLO VINERTE

Freshman

6-2

Forward

Riga, Latvia

New Hope Academy (Md.)

High School/International

As a senior, Vinerte helped New Hope Academy (Landover Hills, Md.) go 23-8 and earn a season-ending national ranking of No. 45 according to MaxPreps... Was named a McDonald's All-American nominee... Helped New Hope Academy take third place at the NACA National Championships... Was scheduled to play in the 2020 Buffalo Wild Wings Roundball Classic All-Star Showcase before it was canceled due to COVID-19... As a junior, helped the New York Military Academy win a Class E State Championship... Played for the Latvian youth national team on multiple occasions, including in the U-17 FIBA World Championships... Helped the U16 Latvian team take fourth place at the European Championships... Played volleyball and tennis for one season... Took JROTC and is a cadet private first class... Won two awards for Spanish: Most improved and best Spanish student... Was in many scholastic clubs, including poetry and writing, Latin, cinema and culture and land navigation.

Personal

Flera "Flo" Vinerte was born in Riga, Latvia to Diana Jakobson and Donalds Vinerte... Enjoys learning new languages, cinema and theater and playing the piano... Plans to major in psychology... After college wants to get a medical degree in psychiatry... Lists Serena Williams as her favorite athlete.

CAREER STATISTICS

Season	gp-gs	min/avg	Total		3-Point		F-Throws		Rebounds				Scoring							
			fg-fga	pct	fg-fga	pct	ft-fta	pct	off	def	tot	avg	pf	fo	ast	to	blk	stl	pts	avg
2020-21	17-1	151/8.9	18-31	.581	1-1	1.000	10-17	.588	15	21	36	2.1	26	1	7	14	8	3	47	2.8
TOTAL	17-1	151/8.9	18-31	.581	1-1	1.000	10-17	.588	15	21	36	2.1	26	1	7	14	8	3	47	2.8

CAREER HIGHS

Points
9, vs. New Mexico (2-5-21)

Rebounds
5, vs. Hope International (12-10-17)

Assists
1, Three times
Last: vs. CSUN (12-28-19)

Steals
1, Many times
Last: vs. UNLV (2-16-21)

Blocks
1, vs. Fresno State (1-15-20)

Field Goals
4, Twice
Last: vs. New Mexico (2-3-21)

Field Goal Attempts
5, Many times
Last: vs. New Mexico (2-3-21)

3-Point Field Goals
1, Twice
Last: vs. California Baptist (12-3-20)

3-Point Field Goal Attempts
1, Many times
Last: at Wyoming (1-28-21)

Free Throws
3, at San Diego (12-5-20)

Free Throw Attempts
4, at San Diego (12-5-20)

MISC. CAREER STATS

Double-figure scoring games: 0

Double-figure rebounding games: 0



#24 KIARA EDWARDS

Junior
6-1
Forward
Surprise, Ariz.
Valley Vista HS

As a RS Sophomore (2019-20)

Appeared in 23 games off the bench, averaging 4.9 minutes, 0.4 points and 0.7 rebounds... Logged season-highs in minutes (16) and points (5) vs. CSUN (12-28-19)... Had season-high three rebounds at Fresno State (1-1-20)... Played 10 minutes four times.

As a Sophomore (2018-19 Season)

Utilized redshirt season.

As a Freshman (2017-18)

Appeared in nine games off the bench, totaling 46 minutes ... Averaged 1.8 points and 1.6 rebounds per game ... Was 7-for-16 (.438) from the field ... Totaled season-highs in points (6), rebounds (5) and minutes (15) against Hope International (12-10-17) ... Hit first career three-pointer at Wyoming (2-14-18).

At Valley Vista High School

A four-star recruit ranked No. 119 by Prospects Nation at Valley Vista High (Surprise, Ariz.) ... Invited to the 2016 Women's U17 World Championships team trials ... Averaged nearly a double-double over her four-year varsity career (12.9 PPG, 9.8 RPG) ... Her senior season, helped Valley Vista to a state title, the school's first, after averaging 12.1 points and 8.8 rebounds per game, both team highs ... Competed in the 2017 Arizona Girls High School Basketball All-Star game ... Was a 2016-17 All-West Valley Preps first team pick for the third-straight year after earning Girls Basketball Player of the Year runner-up nods each of the previous two seasons ... Also a two-time (2013-14, 2015-16) Sports360AZ All-Academic Girls Basketball Team honorable mention.

Personal

Kiara Edwards was born in Fresno, Calif., to Stephanie and Demetrius Edwards ... Demetrius was a three-year letterwinner at defensive tackle for Fresno State ... Also has a brother, Demetrius Jr. ... Uncle Johnny McWilliams played five seasons in the NFL after playing for USC ... Majoring in journalism at SDSU with plans of working in broadcasting.

CAREER STATISTICS

Season	gp-gs		Total		3-Point		F-Throws		Rebounds				Scoring							
	gp	gs	fg-fga	pct	fg-fga	pct	ft-fta	pct	off	def	tot	avg	pf	fo	ast	to	blk	stl	pts	avg
2017-18	9	0	7-16	.438	1-3	.333	1-2	.500	2	12	14	1.6	2	0	0	7	0	1	16	1.8
2019-20	23	0	4-19	.211	0-2	.000	2-6	.333	2	13	15	0.7	11	0	2	10	1	1	10	0.4
2020-21	17	10	24-48	.500	1-2	.500	8-11	.727	9	19	28	1.6	20	0	0	10	1	3	57	3.4
TOTAL	49	10	35-83	.422	2-7	.286	11-19	.579	13	44	57	1.2	33	0	2	27	2	5	83	1.7

CAREER HIGHS

Points
20, W. Oklahoma St. Coll. (2-24-20)*

Rebounds
15, at Seminole St. College (1-30-20)*

Assists
5, at N. Oklahoma College-Enid (2-10-20)*

Steals
4, at Redlands Comm. Coll. (2-17-20)*

Blocks
3, W. Oklahoma St. Coll. (2-24-20)*

Field Goals
9, W. Oklahoma St. Coll. (2-24-20)*

Field Goal Attempts
14, W. Oklahoma St. Coll. (2-24-20)*

3-Point Field Goals
1, Many Times
Last: vs. E. Oklahoma St. College (1-27-20)*

3-Point Field Goal Attempts
1, Many Times
Last: vs. E. Oklahoma St. College (1-27-20)*

Free Throws
8, at Redlands Comm. Coll. (2-17-20)*

Free Throw Attempts
9, at Redlands Comm. Coll. (2-17-20)*

MISC. CAREER STATS

Double-figure scoring games: 17

Double-figure rebounding games: 11



#30 IVVANA MURILLO

Junior
6-1
Forward
Medellín, Colombia
Northeastern Oklahoma A&M College/Santa Catalina de Sena HS

Before SDSU

Played at Northeastern Oklahoma A&M College for two years... As a sophomore, averaged 13.1 points and 9.4 rebounds and shot 50 percent from the field... Named to the 2020 NJCAA Division I All-Region first team after finishing second in her region in rebounding and fourth in field goal percentage... At NEO in the 2019-20 season, scored in double-digits in 20 of their 29, had 11 games with double-digit rebounds and recorded nine double-doubles... As a freshman, she averaged 5.4 points and 4.2 rebounds while shooting 50 percent from the field... Had six games scoring 10 or more points in 2018-19... Attended Santa Catalina de Sena High School in Medellín, Colombia.

Personal

Born in in Medellín, Colombia to Maria Teresa Arango and Fausto Murillo... Lists Jaylen Brown as her favorite athlete... Plans to major in business.

CAREER STATISTICS

2018-19*	30-29	582/19.4	61-122	.500	0-1	.000	39-64	.609	46	81	127	4.2	58	0	29	56	8	15	161	5.4
2019-20*	26-26	783/30.1	127-251	.506	2-6	.333	68-106	.642	63	181	244	9.4	87	4	47	98	16	35	324	12.5
2020-21	7-0	42/6.0	4-11	.364	0-0	.000	6-10	.600	5	2	7	1.0	4	0	3	3	0	0	14	2.0
TOTAL	7-0	42/6.0	4-11	.364	0-0	.000	6-10	.600	5	2	7	1.0	4	0	3	3	0	0	14	2.0
All*	63-55	1407/22.3	192-384	.500	2-7	.286	113-180	.628	114	264	378	6.0	149	4	79	157	24	50	499	7.9

*at Northeastern Oklahoma A&M College

CAREER HIGHS

Points
16, at Colorado State (12-8-20)

Rebounds
10, Air Force (1-24-21)

Assists
3, Four times
Last: vs. New Mexico (2-5-21)

Steals
2, Twice
Last: vs. New Mexico (2-3-21)

Blocks
3, at Wyoming (1-30-21)

Field Goals
6, at Colorado State (12-8-20)

Field Goal Attempts
13, at Colorado State (12-10-20)

3-Point Field Goals
1, at Colorado State (12-8-20)

3-Point Field Goal Attempts
2, at Colorado State (12-10-20)

Free Throws
4, Twice
Last: vs. Utah State (1-14-21)

Free Throw Attempts
8, at Colorado State (12-10-20)

MISC. CAREER STATS

Double-figure scoring games: 5

Double-figure rebounding games: 1



#42 KIM VILLALOBOS

Freshman
6-0
Guard/Forward
Van Nuys, Calif.
Chaminade HS

High School/International

Averaged 15 points and 12 rebounds per game as a senior at Chaminade HS... Was named to the All-Mission League First-Team as a senior... Helped her school reach the quarterfinals of the CIF Southern Section Division I championships... Previously attended Bishop Alemany HS where she averaged 19 points per game as a junior... Played with the El Salvador national team and was named the top Salvadoran basketball player in the US... Played for Team Taurasi for the California Storm AAU program on the prestigious Nike circuit with teammate Asia Avinger.

Personal

Kimberly Villalobos was born in Panorama City, Calif. to Silvia Estrada and Enock Villalobos... Lists Kobe Bryant as her favorite athlete and had the opportunity to work at the Mamba Sports Academy... Undecided on major... Plans to become a psychologist or a physical therapist.

CAREER STATISTICS

Season	gp-gs	min/avg	Total		3-Point		F-Throws		Rebounds				Scoring							
			fg-fga	pct	fg-fga	pct	ft-fta	pct	off	def	tot	avg	pf	fo	ast	to	blk	stl	pts	avg
2020-21	17-8	342/20.1	45-123	.366	1-5	.200	37-64	.578	36	42	78	4.6	31	1	19	33	7	14	128	7.5
TOTAL	17-8	342/20.1	45-123	.366	1-5	.200	37-64	.578	36	42	78	4.6	31	1	19	33	7	14	128	7.5

All games

RECORD:	OVERALL	HOME	AWAY	NEUTRAL
ALL GAMES	5-14	2-8	2-5	1-1
CONFERENCE	3-10	2-5	1-5	0-0
NON-CONFERENCE	2-4	0-3	1-0	1-1

#	Player	gp-gs	min	avg	Total		3-Point		F-Throw		Rebounds					pts	avg							
					fg-fga	fg%	3fg-fga	3fg%	ft-fa	ft%	off	def	tot	avg	pf			dq	a	to	blk	stl		
02	Sophia Ramos	8-7	262	32.8	40-109	.367	8-33	.242	31-35	.886	2	47	49	6.1	11	0	29	18	4	13	119	14.9		
12	Mercedes Staples	19-19	643	33.8	91-217	.419	24-64	.375	29-36	.806	14	119	133	7.0	37	0	40	41	4	19	235	12.4		
05	Tea Adams	17-17	495	29.1	71-154	.461	13-33	.394	34-53	.642	0	44	44	2.6	42	2	60	54	7	22	189	11.1		
42	Kim Villalobos	17-8	342	20.1	45-123	.366	1-5	.200	37-64	.578	36	42	78	4.6	31	1	19	33	7	14	128	7.5		
03	Mallory Adams	11-2	207	18.8	20-67	.299	10-29	.345	19-21	.905	9	22	31	2.8	10	0	4	15	0	4	69	6.3		
10	Isabela Hernandez	19-11	501	26.4	30-101	.297	20-54	.370	1-2	.500	5	44	49	2.6	19	0	14	19	2	13	81	4.3		
11	Kamaria Gipson	17-8	340	20.0	32-69	.464	0-0	.000	8-20	.400	32	63	95	5.6	41	0	5	20	8	12	72	4.2		
21	Alex Crain	18-11	466	25.9	28-106	.264	4-27	.148	15-26	.577	7	45	52	2.9	39	2	23	24	1	13	75	4.2		
24	Kiara Edwards	17-10	221	13.0	24-48	.500	1-2	.500	8-11	.727	9	19	28	1.6	20	0	0	10	1	3	57	3.4		
22	Flo Vinerte	17-1	151	8.9	18-31	.581	1-1	1.000	10-17	.588	15	21	36	2.1	26	1	7	14	8	3	47	2.8		
04	Bailee Chynoweth	9-1	97	10.8	8-31	.258	8-31	.258	0-0	.000	0	0	0	0.0	2	0	0	2	0	3	24	2.7		
30	Ivvana Murillo	7-0	42	6.0	4-11	.364	0-0	.000	6-10	.600	5	2	7	1.0	4	0	3	3	0	0	14	2.0		
13	Talia Sireni	13-0	83	6.4	6-14	.429	3-6	.500	10-11	.909	2	4	6	0.5	8	0	2	6	0	0	25	1.9		
Team											35	50	85						18					
Total.....		19	3850		417-1081	.386	93-285	.326	208-306	.680	171	522	693	36.5	290	6	206	277	42	119	1135	59.7		
Opponents.....		19	3850		461-1189	.388	139-457	.304	193-261	.739	225	543	768	40.4	279	-	260	245	65	124	1254	66.0		

TEAM STATISTICS	SDSU	OPP	Date	Opponent	Score	Att.
SCORING	1135	1254	11/25/20	vs Washington	L 59-61	0
Points per game	59.7	66.0	11/27/20	vs Lamar University	W 60-54	0
Scoring margin	-6.3	-	12/02/20	CALIFORNIA BAPTIST	L 71-75	0
FIELD GOALS-ATT	417-1081	461-1189	12/05/20	at San Diego	W 64-56	0
Field goal pct	.386	.388	* 12/08/20	at Colorado St.	L 77-86	0
3 POINT FG-ATT	93-285	139-457	* 12/10/20	at Colorado St.	L _{o2} 77-84	0
3-point FG pct	.326	.304	12/19/20	UC IRVINE	L 55-66	0
3-pt FG made per game	4.9	7.3	12/21/20	CAL POLY	L 63-73	0
FREE THROWS-ATT	208-306	193-261	* 01/07/21	at Nevada	W 59-43	50
Free throw pct	.680	.739	* 01/09/21	at Nevada	L 59-66	50
F-Throws made per game	10.9	10.2	* 01/14/21	UTAH ST.	W 68-60	0
REBOUNDS	693	768	* 01/22/21	AIR FORCE	W 59-54	0
Rebounds per game	36.5	40.4	* 01/24/21	AIR FORCE	L 55-58	0
Rebounding margin	-3.9	-	* 01/28/21	at Wyoming	L 36-54	695
ASSISTS	206	260	* 01/30/21	at Wyoming	L 41-62	780
Assists per game	10.8	13.7	* 02/03/21	NEW MEXICO	L 48-84	0
TURNOVERS	277	245	* 02/05/21	NEW MEXICO	L 48-65	0
Turnovers per game	14.6	12.9	* 02/15/21	UNLV	L 65-80	0
Turnover margin	-1.7	-	* 02/16/21	UNLV	L 71-73	0
Assist/turnover ratio	0.7	1.1				
STEALS	119	124	* = Conference game			
Steals per game	6.3	6.5				
BLOCKS	42	65				
Blocks per game	2.2	3.4				
ATTENDANCE	0	1575				
Home games-Avg/Game	10-0	7-225				
Neutral site-Avg/Game	-	2-0				

Score by Periods	1st	2nd	3rd	4th	OT	OT2	Totals
San Diego St.	244	256	310	308	7	10	1135
Opponents	262	277	361	330	7	17	1254

Conference games only

RECORD:	OVERALL	HOME	AWAY	NEUTRAL
ALL GAMES	3-10	2-5	1-5	0-0
CONFERENCE	3-10	2-5	1-5	0-0
NON-CONFERENCE	0-0	0-0	0-0	0-0

#	Player	gp-gs	min	avg	Total		3-Point		F-Throw		Rebounds			pf	dq	a	to	blk	stl	pts	avg	
					fg-fga	fg%	3fg-fga	3fg%	ft-fta	ft%	off	def	tot									avg
12	Mercedes Staples	13-13	441	33.9	70-152	.461	18-41	.439	18-23	.783	11	77	88	6.8	23	0	31	24	3	11	176	13.5
05	Tea Adams	11-11	312	28.4	47-112	.420	6-20	.300	23-33	.697	0	26	26	2.4	31	2	37	32	5	13	123	11.2
02	Sophia Ramos	4-3	110	27.5	14-44	.318	2-11	.182	9-9	1.000	0	16	16	4.0	5	0	15	4	0	3	39	9.8
42	Kim Villalobos	13-7	280	21.5	39-104	.375	1-5	.200	32-55	.582	29	32	61	4.7	23	1	16	27	7	9	111	8.5
03	Mallory Adams	11-2	207	18.8	20-67	.299	10-29	.345	19-21	.905	9	22	31	2.8	10	0	4	15	0	4	69	6.3
11	Kamaria Gipson	13-6	257	19.8	26-53	.491	0-0	.000	6-16	.375	24	47	71	5.5	32	0	4	14	8	7	58	4.5
10	Isabela Hernandez	13-10	361	27.8	19-65	.292	14-37	.378	1-2	.500	5	36	41	3.2	13	0	13	11	2	9	53	4.1
21	Alex Crain	13-6	331	25.5	17-75	.227	3-20	.150	7-14	.500	5	36	41	3.2	24	1	17	16	1	7	44	3.4
24	Kiara Edwards	13-6	137	10.5	17-36	.472	0-1	.000	5-7	.714	7	14	21	1.6	15	0	0	6	0	1	39	3.0
22	Flo Vinerte	13-1	112	8.6	14-26	.538	1-1	1.000	4-8	.500	11	13	24	1.8	22	1	6	10	8	3	33	2.5
30	Ivvana Murillo	6-0	30	5.0	3-10	.300	0-0	.000	3-4	.750	3	1	4	0.7	2	0	2	2	0	0	9	1.5
13	Talia Sireni	7-0	32	4.6	2-7	.286	0-1	.000	5-5	1.000	0	0	0	0.0	4	0	0	2	0	0	9	1.3
04	Bailee Chynoweth	6-0	40	6.7	0-8	.000	0-8	.000	0-0	.000	0	0	0	0.0	2	0	0	2	0	1	0	0.0
Team											25	36	61				9					
Total.....		13	2650		288-759	.379	55-174	.316	132-197	.670	129	356	485	37.3	206	5	145	174	34	68	763	58.7
Opponents.....		13	2650		312-806	.387	100-317	.315	145-194	.747	153	380	533	41.0	170	-	185	153	56	73	869	66.8

TEAM STATISTICS	SDSU	OPP	Date	Opponent	Score	Att.
SCORING	763	869	* 12/08/20	at Colorado St.	L 77-86	0
Points per game	58.7	66.8	* 12/10/20	at Colorado St.	Lo2 77-84	0
Scoring margin	-8.2	-	* 01/07/21	at Nevada	W 59-43	50
FIELD GOALS-ATT	288-759	312-806	* 01/09/21	at Nevada	L 59-66	50
Field goal pct	.379	.387	* 01/14/21	UTAH ST.	W 68-60	0
3 POINT FG-ATT	55-174	100-317	* 01/22/21	AIR FORCE	W 59-54	0
3-point FG pct	.316	.315	* 01/24/21	AIR FORCE	L 55-58	0
3-pt FG made per game	4.2	7.7	* 01/28/21	at Wyoming	L 36-54	695
FREE THROWS-ATT	132-197	145-194	* 01/30/21	at Wyoming	L 41-62	780
Free throw pct	.670	.747	* 02/03/21	NEW MEXICO	L 48-84	0
F-Throws made per game	10.2	11.2	* 02/05/21	NEW MEXICO	L 48-65	0
REBOUNDS	485	533	* 02/15/21	UNLV	L 65-80	0
Rebounds per game	37.3	41.0	* 02/16/21	UNLV	L 71-73	0
Rebounding margin	-3.7	-				
ASSISTS	145	185				
Assists per game	11.2	14.2				
TURNOVERS	174	153				
Turnovers per game	13.4	11.8				
Turnover margin	-1.6	-				

* = Conference game

TEAM STATISTICS

Opponent	Date	Score		Total		3-Pointers		Free throws		Rebounds				pf	a	t/o	blk	stl	pts	avg
				fg-fga	pct	3fg-fga	pct	ft-fta	pct	off	def	tot	avg							
vs Washington	11/25/20	59-61	L	23-49	.469	6-13	.462	7-10	.700	2	28	30	30.0	8	11	14	1	9	59	59.0
vs Lamar University	11/27/20	60-54	W	21-48	.438	7-19	.368	11-17	.647	3	30	33	31.5	16	8	19	4	4	60	59.5
CALIFORNIA BAPTIST	12/02/20	71-75	L	25-62	.403	6-16	.375	15-22	.682	10	31	41	34.7	14	10	12	1	8	71	63.3
at San Diego	12/05/20	64-56	W	23-58	.397	3-17	.176	15-20	.750	8	31	39	35.8	14	10	20	2	10	64	63.5
at Colorado St.	12/08/20	77-86	L	32-67	.478	4-9	.444	9-13	.692	11	30	41	36.8	18	9	16	2	4	77	66.2
at Colorado St.	12/10/20	77-84	Lot	28-83	.337	4-15	.267	17-23	.739	23	37	60	40.7	15	7	14	4	5	77	68.0
UC IRVINE	12/19/20	55-66	L	16-51	.314	7-22	.318	16-25	.640	13	22	35	39.9	17	12	26	0	13	55	66.1
CAL POLY	12/21/20	63-73	L	21-54	.389	9-24	.375	12-15	.800	6	24	30	38.6	15	10	12	0	7	63	65.8
at Nevada	01/07/21	59-43	W	22-62	.355	2-10	.200	13-17	.765	14	28	42	39.0	17	10	8	2	9	59	65.0
at Nevada	01/09/21	59-66	L	24-59	.407	2-12	.167	9-17	.529	13	24	37	38.8	22	7	12	1	1	59	64.4
UTAH ST.	01/14/21	68-60	W	24-65	.369	3-10	.300	17-22	.773	13	33	46	39.5	9	16	10	4	7	68	64.7
AIR FORCE	01/22/21	59-54	W	23-51	.451	7-15	.467	6-11	.545	4	29	33	38.9	10	17	17	3	6	59	64.2
AIR FORCE	01/24/21	55-58	L	19-56	.339	6-11	.545	11-18	.611	14	26	40	39.0	18	8	19	4	8	55	63.5
at Wyoming	01/28/21	36-54	L	13-43	.302	5-13	.385	5-12	.417	5	29	34	38.6	10	8	19	5	2	36	61.6
at Wyoming	01/30/21	41-62	L	15-48	.313	4-14	.286	7-8	.875	3	22	25	37.7	7	7	10	3	5	41	60.2
NEW MEXICO	02/03/21	48-84	L	18-47	.383	4-12	.333	8-12	.667	9	23	32	37.4	15	12	16	1	3	48	59.4
NEW MEXICO	02/05/21	48-65	L	16-48	.333	4-15	.267	12-17	.706	7	24	31	37.0	21	11	21	0	9	48	58.8
UNLV	02/15/21	65-80	L	25-63	.397	3-15	.200	12-15	.800	6	27	33	36.8	22	10	8	2	4	65	59.1
UNLV	02/16/21	71-73	L	29-67	.433	7-23	.304	6-12	.500	7	24	31	36.5	22	23	4	3	5	71	59.7
San Diego St.		1135		417-1081	.386	93-285	.326	208-306	.680	171	522	693	36.5	290	206	277	42	119	1135	59.7
Opponents		1254		461-1189	.388	139-457	.304	193-261	.739	225	543	768	40.4	279	260	245	65	124	1254	66.0

Games played: 19
 Points/game: 59.7
 FG Pct: 38.6
 3FG Pct: 32.6
 FT Pct: 68.0

Rebounds/game: 36.5
 Assists/game: 10.8
 Turnovers/game: 14.6
 Assist/turnover ratio: 0.7
 Steals/game: 6.3
 Blocks/game: 2.2

Home games

RECORD:	OVERALL	HOME	AWAY	NEUTRAL
ALL GAMES	2-8	2-8	0-0	0-0
CONFERENCE	2-5	2-5	0-0	0-0
NON-CONFERENCE	0-3	0-3	0-0	0-0

#	Player	gp-gs	min	avg	Total		3-Point		F-Throw		Rebounds					pts	avg					
					fg-fga	fg%	3fg-fga	3fg%	ft-fa	ft%	off	def	tot	avg	pf			dq	a	to	blk	stl
02	Sophia Ramos	3-2	107	35.7	15-40	.375	3-14	.214	11-12	.917	1	11	12	4.0	5	0	14	6	0	3	44	14.7
12	Mercedes Staples	10-10	342	34.2	56-127	.441	17-39	.436	15-18	.833	6	58	64	6.4	21	0	24	26	3	10	144	14.4
05	Tea Adams	8-8	236	29.5	26-65	.400	5-16	.313	21-35	.600	0	20	20	2.5	25	1	39	20	2	14	78	9.8
42	Kim Villalobos	10-6	184	18.4	24-66	.364	0-2	.000	22-34	.647	19	25	44	4.4	19	1	14	26	3	9	70	7.0
03	Mallory Adams	7-2	134	19.1	12-46	.261	5-18	.278	11-12	.917	5	16	21	3.0	6	0	2	11	0	3	40	5.7
04	Bailee Chynoweth	5-1	76	15.2	8-26	.308	8-26	.308	0-0	.000	0	0	0	0.0	0	0	0	1	0	2	24	4.8
10	Isabela Hernandez	10-7	259	25.9	15-49	.306	11-29	.379	1-2	.500	0	20	20	2.0	10	0	9	10	1	10	42	4.2
11	Kamaria Gipson	10-7	204	20.4	17-41	.415	0-0	.000	6-16	.375	17	40	57	5.7	25	0	3	13	3	8	40	4.0
22	Flo Vinerte	10-0	104	10.4	14-24	.583	1-1	1.000	9-13	.692	10	17	27	2.7	15	0	5	7	6	3	38	3.8
30	Ivvana Murillo	4-0	34	8.5	4-10	.400	0-0	.000	6-10	.600	5	2	7	1.8	3	0	3	2	0	0	14	3.5
21	Alex Crain	9-4	213	23.7	11-46	.239	3-14	.214	6-8	.750	0	16	16	1.8	20	1	15	9	0	6	31	3.4
24	Kiara Edwards	8-3	81	10.1	11-20	.550	1-1	1.000	3-5	.600	4	8	12	1.5	11	0	0	5	0	2	26	3.3
13	Talia Sireni	4-0	26	6.5	3-4	.750	2-3	.667	4-4	1.000	1	1	2	0.5	3	0	1	4	0	0	12	3.0
Team											21	29	50				5					
Total.....		10	2000		216-564	.383	56-163	.344	115-169	.680	89	263	352	35.2	163	3	129	145	18	70	603	60.3
Opponents.....		10	2000		246-601	.409	84-245	.343	112-152	.737	110	287	397	39.7	155	-	155	140	41	70	688	68.8

Score by Periods	1st	2nd	3rd	4th	Totals
San Diego St.	119	138	171	175	603
Opponents	140	157	209	182	688

Away games

RECORD:	OVERALL	HOME	AWAY	NEUTRAL
ALL GAMES	2-5	0-0	2-5	0-0
CONFERENCE	1-5	0-0	1-5	0-0
NON-CONFERENCE	1-0	0-0	1-0	0-0

#	Player	gp-gs	min	avg	Total		3-Point		F-Throw		Rebounds					pts	avg					
					fg-fga	fg%	3fg-fga	3fg%	ft-fa	ft%	off	def	tot	avg	pf			dq	a	to	blk	stl
05	Tea Adams	7-7	198	28.3	38-75	.507	5-12	.417	13-16	.813	0	17	17	2.4	16	1	14	28	3	5	94	13.4
02	Sophia Ramos	3-3	77	25.7	13-43	.302	2-9	.222	8-8	1.000	0	18	18	6.0	3	0	8	3	1	8	36	12.0
12	Mercedes Staples	7-7	236	33.7	28-70	.400	6-19	.316	12-14	.857	8	48	56	8.0	10	0	14	12	1	6	74	10.6
42	Kim Villalobos	7-2	158	22.6	21-57	.368	1-3	.333	15-30	.500	17	17	34	4.9	12	0	5	7	4	5	58	8.3
03	Mallory Adams	4-0	73	18.3	8-21	.381	5-11	.455	8-9	.889	4	6	10	2.5	4	0	2	4	0	1	29	7.3
11	Kamaria Gipson	7-1	136	19.4	15-28	.536	0-0	.000	2-4	.500	15	23	38	5.4	16	0	2	7	5	4	32	4.6
21	Alex Crain	7-5	187	26.7	10-46	.217	0-10	.000	5-12	.417	6	25	31	4.4	15	1	6	9	1	4	25	3.6
24	Kiara Edwards	7-5	89	12.7	10-23	.435	0-1	.000	5-6	.833	4	8	12	1.7	4	0	0	2	1	0	25	3.6
10	Isabela Hernandez	7-4	193	27.6	8-37	.216	5-19	.263	0-0	.000	5	18	23	3.3	6	0	5	8	1	2	21	3.0
13	Talia Sireni	7-0	29	4.1	2-7	.286	0-1	.000	6-7	.857	0	0	0	0.0	3	0	0	1	0	0	10	1.4
22	Flo Vinerte	7-1	47	6.7	4-7	.571	0-0	.000	1-4	.250	5	4	9	1.3	11	1	2	7	2	0	9	1.3
04	Bailee Chynoweth	3-0	19	6.3	0-5	.000	0-5	.000	0-0	.000	0	0	0	0.0	2	0	0	1	0	1	0	0.0
30	Ivvana Murillo	3-0	8	2.7	0-1	.000	0-0	.000	0-0	.000	0	0	0	0.0	1	0	0	1	0	0	0	0.0
Team											13	17	30				9					
Total.....		7	1450		157-420	.374	24-90	.267	75-110	.682	77	201	278	39.7	103	3	58	99	19	36	413	59.0
Opponents.....		7	1450		169-451	.375	45-164	.274	68-91	.747	84	208	292	41.7	95	-	86	80	24	37	451	64.4

Score by Periods	1st	2nd	3rd	4th	OT	OT2	Totals
San Diego St.	91	89	114	102	7	10	413
Opponents	93	91	121	122	7	17	451

Games won

RECORD:	OVERALL	HOME	AWAY	NEUTRAL
ALL GAMES	5-0	2-0	2-0	1-0
CONFERENCE	3-0	2-0	1-0	0-0
NON-CONFERENCE	2-0	0-0	1-0	1-0

#	Player	gp-gs	min	avg	Total		3-Point		F-Throw		Rebounds					pts	avg					
					fg-fga	fg%	3fg-fga	3fg%	ft-fa	ft%	off	def	tot	avg	pf			dq	a	to	blk	stl
02	Sophia Ramos	2-2	78	39.0	11-30	.367	2-9	.222	13-16	.813	1	21	22	11.0	3	0	8	6	4	6	37	18.5
12	Mercedes Staples	5-5	168	33.6	30-58	.517	9-25	.360	9-13	.692	4	32	36	7.2	13	0	12	6	2	2	78	15.6
05	Tea Adams	5-5	139	27.8	27-49	.551	5-12	.417	8-11	.727	0	15	15	3.0	6	0	17	16	2	8	67	13.4
42	Kim Villalobos	4-2	84	21.0	9-30	.300	0-0	.000	10-17	.588	10	11	21	5.3	6	0	6	10	1	4	28	7.0
11	Kamaria Gipson	4-2	91	22.8	11-23	.478	0-0	.000	2-4	.500	10	16	26	6.5	6	0	3	4	3	4	24	6.0
21	Alex Crain	5-3	133	26.6	7-29	.241	2-7	.286	7-10	.700	3	13	16	3.2	12	0	8	8	0	5	23	4.6
10	Isabela Hernandez	5-3	136	27.2	8-27	.296	4-11	.364	0-0	.000	1	13	14	2.8	7	0	6	6	0	5	20	4.0
24	Kiara Edwards	5-3	70	14.0	5-14	.357	0-0	.000	6-8	.750	0	4	4	0.8	4	0	0	3	1	1	16	3.2
22	Flo Vinerte	4-0	22	5.5	4-6	.667	0-0	.000	2-2	1.000	2	2	4	1.0	2	0	1	1	2	0	10	2.5
03	Mallory Adams	3-0	50	16.7	1-14	.071	0-3	.000	4-4	1.000	4	8	12	4.0	2	0	0	4	0	1	6	2.0
13	Talia Sireni	3-0	18	6.0	0-1	.000	0-1	.000	1-2	.500	1	3	4	1.3	3	0	0	1	0	0	1	0.3
04	Bailee Chynoweth	2-0	9	4.5	0-3	.000	0-3	.000	0-0	.000	0	0	0	0.0	2	0	0	0	0	0	0	0.0
30	Ivana Murillo	1-0	2	2.0	0-0	.000	0-0	.000	0-0	.000	0	0	0	0.0	0	0	0	0	0	0	0	0.0
Team											6	13	19				9					
Total.....		5	1000		113-284	.398	22-71	.310	62-87	.713	42	151	193	38.6	66	0	61	74	15	36	310	62.0
Opponents.....		5	1000		98-324	.302	31-125	.248	40-56	.714	75	138	213	42.6	88	-	50	74	14	34	267	53.4

Score by Periods	1st	2nd	3rd	4th	Totals
San Diego St.	63	70	80	97	310
Opponents	50	70	74	73	267

Games lost

RECORD:	OVERALL	HOME	AWAY	NEUTRAL
ALL GAMES	0-14	0-8	0-5	0-1
CONFERENCE	0-10	0-5	0-5	0-0
NON-CONFERENCE	0-4	0-3	0-0	0-1

#	Player	gp-gs	min	avg	Total		3-Point		F-Throw		Rebounds					pts	avg					
					fg-fga	fg%	3fg-fga	3fg%	ft-fa	ft%	off	def	tot	avg	pf			dq	a	to	blk	stl
02	Sophia Ramos	6-5	184	30.7	29-79	.367	6-24	.250	18-19	.947	1	26	27	4.5	8	0	21	12	0	7	82	13.7
12	Mercedes Staples	14-14	475	33.9	61-159	.384	15-39	.385	20-23	.870	10	87	97	6.9	24	0	28	35	2	17	157	11.2
05	Tea Adams	12-12	356	29.7	44-105	.419	8-21	.381	26-42	.619	0	29	29	2.4	36	2	43	38	5	14	122	10.2
03	Mallory Adams	8-2	157	19.6	19-53	.358	10-26	.385	15-17	.882	5	14	19	2.4	8	0	4	11	0	3	63	7.9
42	Kim Villalobos	13-6	258	19.8	36-93	.387	1-5	.200	27-47	.574	26	31	57	4.4	25	1	13	23	6	10	100	7.7
10	Isabela Hernandez	14-8	365	26.1	22-74	.297	16-43	.372	1-2	.500	4	31	35	2.5	12	0	8	13	2	8	61	4.4
21	Alex Crain	13-8	333	25.6	21-77	.273	2-20	.100	8-16	.500	4	32	36	2.8	27	2	15	16	1	8	52	4.0
11	Kamaria Gipson	13-6	249	19.2	21-46	.457	0-0	.000	6-16	.375	22	47	69	5.3	35	0	2	16	5	8	48	3.7
04	Bailee Chynoweth	7-1	88	12.6	8-28	.286	8-28	.286	0-0	.000	0	0	0	0.0	0	0	0	2	0	3	24	3.4
24	Kiara Edwards	12-7	151	12.6	19-34	.559	1-2	.500	2-3	.667	9	15	24	2.0	16	0	0	7	0	2	41	3.4
22	Flo Vinerte	13-1	129	9.9	14-25	.560	1-1	1.000	8-15	.533	13	19	32	2.5	24	1	6	13	6	3	37	2.8
13	Talia Sireni	10-0	65	6.5	6-13	.462	3-5	.600	9-9	1.000	1	1	2	0.2	5	0	2	5	0	0	24	2.4
30	Ivana Murillo	6-0	40	6.7	4-11	.364	0-0	.000	6-10	.600	5	2	7	1.2	4	0	3	3	0	0	14	2.3
Team											29	37	66				9					
Total.....		14	2850		304-797	.381	71-214	.332	146-219	.667	129	371	500	35.7	224	6	145	203	27	83	825	58.9
Opponents.....		14	2850		363-865	.420	108-332	.325	153-205	.746	150	405	555	39.6	191	-	210	171	51	90	987	70.5

Score by Periods	1st	2nd	3rd	4th	OT	OT2	Totals
San Diego St.	181	186	230	211	7	10	825
Opponents	212	207	287	257	7	17	987

Aztec Individual Highs**Points**

26, Sophia Ramos vs. California Baptist (12-2-20)

Field Goals Made

10, Mercedes Staples vs. Air Force (1-22-21)

Field Goals Attempted

27, Sophia Ramos at Colorado State (12-8-20)

Field Goal Percentage (min. 5 made)

.900 (9-10), Téa Adams at San Diego (12-5-20)

3-Point Field Goals Made

5, Bailee Chynoweth vs. UC Irvine (12-19-20)

3-Point Field Goals Attempted

12, Bailee Chynoweth vs. UC Irvine (12-19-20)

3-Pt Field Goal Percentage (min. 3 made)

.750 (3-4), Téa Adams at Colorado State (12-10-20)

Free Throws Made

8, Sophia Ramos vs. Lamar (11-27-20)

Free Throws Attempted

11, Sophia Ramos vs. Lamar (11-27-20)

Free Throw Percentage (min 5 made)

1.000 (6-6), Sophia Ramos vs. UNLV (2-16-21)

1.000 (5-5), Sophia Ramos at San Diego (12-5-20)

Rebounds

13, Mercedes Staples at Colorado State (12-10-20)

Assists

10, Sophia Ramos vs. UNLV (2-16-21)

Steals

5, Téa Adams vs. Air Force (1-24-21)

5, Sophia Ramos at San Diego (12-5-20)

Blocked Shots

3, Kim Villalobos at Wyoming (1-30-21)

3, Kamaria Gipson at Wyoming (1-28-21)

3, Sophia Ramos vs. Lamar (11-27-20)

Turnovers

7, Mercedes Staples vs. New Mexico (2-5-21)

7, Téa Adams at Wyoming (1-28-21)

7, Téa Adams at Colorado State (12-10-20)

Minutes

49, Mercedes Staples at Colorado State (12-10-20)

Opponent Individual Highs**Points**

39, Abbey Ellis (Cal Poly, 12-21-20)

Field Goals Made

13, Abbey Ellis (Cal Poly, 12-21-20)

Field Goals Attempted

25, Abbey Ellis (Cal Poly, 12-21-20)

Field Goal Percentage (min 5 made)

1.000 (6-6), Shaiquel McGruder (New Mexico, 2-3-21)

1.000 (6-6), Marta Savic (Wyoming, 1-28-21)

3-Point Field Goals Made

8, Abbey Ellis (Cal Poly, 12-21-20)

3-Point Field Goals Attempted

13, Shyla Latone (Utah State, 1-14-21)

13, Jayde Cadee (UC Irvine, 12-19-20)

3-Pt Field Goal Percentage (min 3 made)

1.000 (3-3), Jamie Bonnarens (Colorado State, 12-10-20)

Free Throws Made

8, Amaya West (Nevada, 1-7-21)

Free Throws Attempted

9, Amaya West (Nevada, 1-7-21)

Free Throw Percentage (min 5 made)

.889 (8-9), Amaya West (Nevada, 1-7-21)

Rebounds

12, Desi-Rae Young (UNLV, 2-16-21)

12, Monique Pruitt (Utah State, 1-14-21)

12, Sierra Campisano (Cal Poly, 12-21-20)

12, Lore Devos (Colorado State, 12-8-20)

12, Britney Thomas (California Baptist, 12-2-2)

12, Anyssia Gibbs (Lamar, 11-27-20)

Assists

8, Bailey Thomas (UNLV, 2-15-21)

Steals

4, Tommi Olson (Wyoming, 1-30-21)

4, Kayla Williams (UC Irvine, 12-19-20)

Blocked Shots

7, Sydney Mech (Colorado State, 12-10-20)

Turnovers

6, Briana Autry (Air Force, 1-22-21)

Aztec Team Highs

Points	77	at Colorado State (12-10-20)
Field Goals Made	32	at Colorado State (12-8-20)
Field Goal Attempts	83	at Colorado State (12-10-20)
Field Goal Percentage	.478 (32-67)	at Colorado State (12-8-20)
3-pt Field Goals Made	9	vs. Cal Poly (12-21-20)
3-pt Field Goals Attempted	24	vs. Cal Poly (12-21-20)
3-pt Field Goal Percentage	.545 (6-11)	vs. Air Force (1-24-21)
Free Throws Made	17	vs. Utah State (1-14-21)
Free Throw Attempts	25	at Colorado State (12-10-20)
FT Percentage (Min 10 att.)	.800 (12-15)	vs. UC Irvine (12-19-20)
	.800 (12-15)	vs. UNLV (2-15-21)
		vs. Cal Poly (12-21-20)
Rebounds	60	at Colorado State (12-10-20)
Assists	23	vs. UNLV (2-16-21)
Steals	13	vs. UC Irvine (12-19-20)
Blocked Shots	5	at Wyoming (1-28-21)
Turnovers	26	vs. UC Irvine (12-19-20)
Fouls	22	vs. UNLV (2-16-21)
		vs. UNLV (2-15-21)
		at Nevada (1-9-21)

Aztec Team Lows

Points	36	at Wyoming (1-28-21)
Field Goals Made	13	at Wyoming (1-28-21)
Field Goal Attempts	42	at Wyoming (1-28-21)
Field Goal Percentage	.302 (13-43)	at Wyoming (1-28-21)
3-pt Field Goals Made	2	at Nevada (1-9-21)
		at Nevada (1-7-21)
3-pt Field Goals Attempted	9	at Colorado State (12-8-20)
3-pt Field Goal Percentage	.167 (2-12)	at Nevada (1-9-21)
Free Throws Made	5	at Wyoming (1-28-21)
Free Throws Attempted	8	at Wyoming (1-30-21)
FT Percentage (Min 10 att.)	.417 (5-12)	at Wyoming (1-28-21)
Rebounds	25	at Wyoming (1-28-21)
Assists	7	at Wyoming (1-30-21)
		at Nevada (1-9-21)
		at Colorado State (12-10-20)
Steals	1	at Nevada (1-9-21)
Blocked Shots	0	vs. New Mexico (2-5-21)
		vs. Cal Poly (12-21-20)
		vs. UC Irvine (12-19-20)
Turnovers	4	vs. UNLV (2-16-21)
Fouls	7	at Wyoming (1-30-21)

Aztec Scoring

First Half High	38	at San Diego (12-5-20)
First Quarter High	20	at San Diego (12-5-20)
Second Quarter High	24	at Colorado State (12-8-20)
Second Half High	45	vs. Utah State (1-14-21)
Third Quarter High	28	vs. UNLV (2-16-21)
Fourth Quarter High	24	vs. UNLV (2-15-21)
		vs. Air Force (1-22-21)
		vs. Utah State (1-14-21)
First Half Low	13	at Wyoming (1-28-21)
First Quarter Low	4	vs. Air Force (1-22-21)
Second Quarter Low	7	at Wyoming (1-28-21)
		at Nevada (1-9-21)
Second Half Low	21	vs. New Mexico (2-3-21)
		vs. New Mexico (2-5-21)
Third Quarter Low	9	vs. New Mexico (2-5-21)
Fourth Quarter Low	10	at Colorado State (12-10-20)
Largest Halftime Lead	12 (38-26)	at San Diego (12-5-20)
Largest Halftime Deficit	10 (24-34)	vs. UC Irvine (12-19-20)
Largest Margin of Victory	8 (64-56)	at San Diego (12-5-20)
Largest Loss	36 (48-84)	vs. New Mexico (2-3-21)
Largest Deficit in a Win	10 (2-12)	vs. Utah State (1-14-21)
Largest Lead in a Loss	11 (34-23)	vs. Air Force (1-24-21)

Opponent Team Highs

Points	86	at Colorado State (12-8-20)
Field Goals Made	32	at Colorado State (12-10-20)
Field Goal Attempts	75	at Colorado State (12-10-20)
Field Goal Percentage	.517 (31-60)	vs. New Mexico (2-3-21)
3-pt Field Goals Made	13	vs. New Mexico (2-3-21)
3-pt Field Goals Attempts	34	vs. Air Force (1-22-21)
3-pt Field Goal Percentage	.571 (12-21)	vs. Cal Poly (12-21-20)
Free Throws Made	23	vs. UNLV (2-16-21)
Free Throws Attempts	27	vs. UNLV (2-16-21)
FT Percentage (Min 10 att.)	.923 (12-13)	vs. Air Force (1-24-21)
Rebounds	52	vs. UNLV (2-16-21)
Assists	20	vs. UNLV (2-15-21)
		vs. Cal Poly (12-21-20)
Steals	13	vs. UC Irvine (12-19-20)
Blocked Shots	12	at Colorado State (12-10-20)
Turnovers	25	vs. UC Irvine (12-19-20)
Fouls	25	vs. UC Irvine (12-19-20)

Opponent Team Lows

Points	43	at Nevada (1-7-21)
Field Goals Made	13	at Nevada (1-7-21)
Field Goal Attempts	52	vs. UC Irvine (12-19-20)
Field Goal Percentage	.213 (13-61)	at Nevada (1-7-21)
3-pt Field Goals Made	1	at Wyoming (1-28-21)
3-pt Field Goal Attempts	18	vs. UNLV (2-16-21)
3-pt Field Goal Percentage	.048 (1-21)	at Wyoming (1-28-21)
Free Throws Made	0	at Wyoming (1-30-21)
Free Throw Attempts	0	at Wyoming (1-30-21)
FT Percentage (Min 10 att.)	.667 (8-12)	vs. Utah State (1-14-21)
	.667 (12-18)	at Colorado State (12-8-20)
Rebounds	32	vs. New Mexico (2-3-21)
		at Colorado State (12-8-20)
Assists	6	at San Diego (12-5-20)
Steals	1	vs. UNLV (2-16-21)
Blocked Shots	0	vs. Washington (11-25-20)
		vs. Lamar (11-27-20)
Turnovers	6	vs. New Mexico (2-3-21)
Fouls	7	at Wyoming (1-30-21)

Opponent Scoring

First Half High	43	vs. UNLV (2-16-21)
First Quarter High	23	at Colorado State (12-10-20)
Second Quarter High	29	vs. UNLV (2-15-21)
Second Half High	58	vs. New Mexico (2-3-21)
Third Quarter High	36	vs. New Mexico (2-3-21)
Fourth Quarter High	35	at Colorado State (12-8-20)
First Half Low	15	at Nevada (1-7-21)
First Quarter Low	6	at Nevada (1-7-21)
		at San Diego (12-5-20)
Second Quarter Low	5	at Colorado State (12-10-20)
Second Half Low	26	vs. Lamar (11-27-20)
Third Quarter Low	10	vs. Air Force (1-24-21)
Fourth Quarter Low	7	vs. UC Irvine (12-19-20)
Largest Halftime Lead	10 (34-24)	vs. UC Irvine (12-19-20)
Largest Halftime Deficit	12 (26-38)	at San Diego (12-5-20)
Largest Margin of Victory	36 (48-84)	vs. New Mexico (2-3-21)
Largest Loss	8 (56-64)	at San Diego (12-5-20)
Largest Deficit in a Win	11 (23-34)	vs. Air Force (1-24-21)
Largest Lead in a Loss	10 (2-12)	vs. Utah State (1-14-21)

2020-21 MISCELLANEOUS STATS

► THE LAST TIME AN AZTEC...

Scored 20-24 points

24, Mercedes Staples, 1-22-21 vs. Air Force

Scored 25-29 points

26, Sophia Ramos, 12-2-20 vs. California Baptist

Scored 30-39 points

32, Sophia Ramos, 1-29-20 vs. New Mexico

Scored 40+ points

41, Chana Perry, 1-2-88 vs. Northern Illinois

Had 20+ rebounds

27, Chana Perry, 11-25-88 vs. Alabama State

Had 15-19 rebounds

16, Mallory Adams, 3-11-19 vs. [2] New Mexico

Had 10-14 rebounds

10, Kamaria Gipson, 2-16-21 vs. UNLV

Had 10+ assists

10, Sophia Ramos, 2-16-21 vs. UNLV

Had A Double-Double

Mercedes Staples, 24 points, 10 rebounds 1-14-21 vs. Utah State

Had A Triple-Double

Chelsea Hopkins, 13 points, 11 rebounds, 12 assists, 3-9-13 vs. Boise State

► The Last Time San Diego State...

Had two players score 20 points in the same game

Taylor Kalmer (22) and Sophia Ramos (20), 12-7-19 at San Jose State

Had two players with a double-double in the same game

Mercedes Staples (16 points & 13 rebounds) & Kamaria Gipson (10 points & 10 rebounds), 12-10-20 at Colorado State

Scored 100+ points

101, vs. Colorado State (101-62), 1-25-92

Allowed 100+ points

104, vs. UCLA (56-104), 12-11-98

Won by 20+ points

21, vs. Westcliff (77-56), 11-12-19

Won by 30+ points

43, vs. Incarnate Word (81-38), 11-18-18

Won by 40+ points

43, vs. Incarnate Word (81-38), 11-18-18

Won in Overtime

at Colorado State (64-61), 2-24-20

Lost in Overtime

at Colorado State (77-84), 12-10-20 (2 OT)

► 2020-21 AZTEC LEADERS

Double-Figure Scoring Games

Mercedes Staples (12), Téa Adams (11), Sophia Ramos (6), Kim Villalobos (5), Alex Crain (2), Mallory Adams (2), Flo Vinerte (1), Isabela Hernandez (1), Kamaria Gipson (1), Bailee Chynoweth (1), Talia Sireni (1)

SDSU High Scorer*

Mercedes Staples (8), Téa Adams (5), Sophia Ramos (4), Mallory Adams (2), Bailee Chynoweth (1), Talia Sireni (1)

Double-Figure Rebounding Games

Mercedes Staples (4), Sophia Ramos (2), Kamaria Gipson (2), Kim Villalobos (1)

Double-Doubles

Mercedes Staples (3), Sophia Ramos (2), Kamaria Gipson (1)

Games Led SDSU In Rebounds*

Mercedes Staples (12), Sophia Ramos (3), Kamaria Gipson (1), Mallory Adams (1), Flo Vinerte (1), Kim Villalobos (1), Alex Crain (1), Isabela Hernandez (1)

Games Led SDSU In Assists*

Téa Adams (9), Mercedes Staples (6), Sophia Ramos (5), Alex Crain (2), Kim Villalobos (2), Isabela Hernandez (1)

Games Led SDSU In Steals*

Téa Adams (6), Kamaria Gipson (5), Mercedes Staples (5), Sophia Ramos (4), Kim Villalobos (4), Isabela Hernandez (3), Alex Crain (3), Kiara Edwards (2), Mallory Adams (1)

Games Led SDSU In Blocks*

Téa Adams (4), Kamaria Gipson (4), Mercedes Staples (4), Flo Vinerte (3), Kim Villalobos (3), Isabela Hernandez (2), Sophia Ramos (2), Kiara Edwards (1), Alex Crain (1)

*Includes ties

► 2020-21 SPECIALTY STATS

	San Diego State/Opponent				
	Points in Paint	Points off TOs	2nd Chance Points	Fast Break Points	Bench Points
vs. Washington (L)	24/46	22/16	2/16	19/6	13/4
vs. Lamar (W)	16/20	10/15	4/10	9/11	8/9
vs. California Baptist (L)	28/50	11/12	10/7	7/15	12/15
at San Diego (W)	24/28	15/24	4/7	13/6	8/19
at Colorado State (L)	46/32	5/16	13/2	6/16	22/26
at Colorado State (L)	38/36	6/11	16/5	8/25	25/20
vs. UC Irvine (L)	18/24	23/24	16/8	7/21	27/44
vs. Cal Poly (L)	20/24	7/12	7/6	4/11	26/14
at Nevada (W)	34/14	11/5	10/10	7/16	19/10
at Nevada (L)	34/20	5/14	15/15	4/12	31/20
vs. Utah State (W)	26/26	7/15	7/10	18/15	19/12
vs. Air Force (W)	22/12	19/11	0/3	12/8	7/21
vs. Air Force (L)	18/24	8/16	13/9	6/17	8/17
at Wyoming (L)	8/44	11/9	2/13	3/4	18/21
at Wyoming (L)	10/30	7/15	2/4	1/9	16/27
vs. New Mexico (L)	22/36	6/23	2/16	2/24	10/19
vs. New Mexico (L)	16/20	9/18	7/8	5/18	20/16
vs. UNLV (L)	28/30	10/13	6/13	16/1	29/24
vs. UNLV (L)	24/26	15/5	7/16	14/10	25/5

► 2020-21 AZTEC GAME-BY-GAME POINTS-REBOUNDS-ASSISTS

Opponent	2 Sophia Ramos	3 Mallory Adams	4 Bailee Chynoweth	5 Téa Adams	10 Isabela Hernandez	11 Kamaria Gipson	12 Mercedes Staples	13 Talia Sireni	21 Alex Crain	22 Flo Vinerte	24 Kiara Edwards	30 Ivvana Murillo	42 Kim Villalobos
Washington (L)	17-7-3	DNP	DNP	7-3-4	10-2-0	DNP	8-8-2	3-0-1	12-3-1	DNP	2-2-0	DNP	DNP
Lamar (W)	22-12-4	DNP	0-0-0	10-4-3	8-4-0	DNP	9-5-0	0-4-0	7-2-1	DNP	4-2-0	DNP	DNP
CBU (L)	26-4-3	DNP	DNP	11-2-2	0-0-0	7-7-0	8-10-2	0-0-0	9-3-3	0-0-0	5-3-0	DNP	5-7-0
at San Diego (W)	15-10-4	DNP	DNP	19-2-2	2-1-1	2-7-1	12-7-0	1-0-0	3-2-1	0-0-0	7-0-0	DNP	3-4-1
at Colorado St. (L)	21-7-3	DNP	DNP	11-2-3	2-2-0	2-4-0	11-10-3	2-0-0	4-2-0	0-1-0	8-4-0	0-0-0	16-7-0
at Colorado St. (L)	0-1-1	DNP	DNP	24-4-3	2-5-0	10-10-0	16-13-3	5-0-0	10-6-0	0-3-0	2-0-0	0-0-0	8-6-0
vs. UC Irvine (L)	DNP	DNP	15-0-0	9-3-5	0-1-0	5-5-0	12-6-2	2-2-1	0-1-0	5-6-1	DNP	5-3-1	2-2-2
vs. Cal Poly (L)	DNP	DNP	9-0-0	10-4-7	8-0-0	0-5-0	10-9-3	10-0-0	DNP	9-6-0	DNP	DNP	7-4-0
at Nevada (W)	DNP	4-4-0	0-0-0	24-3-1	3-4-1	6-6-1	9-8-4	0-0-0	2-6-2	0-1-1	2-1-0	0-0-0	9-6-0
at Nevada (L)	DNP	5-1-1	DNP	12-0-2	6-4-0	8-3-0	8-9-1	0-0-0	2-6-0	7-0-0	0-2-0	DNP	11-6-3
vs. Utah State (W)	DNP	2-5-0	DNP	7-2-6	2-3-3	6-8-0	24-10-2	DNP	4-3-2	10-3-0	3-0-0	DNP	10-8-3
vs. Air Force (W)	DNP	0-3-0	DNP	7-4-5	5-2-1	10-5-1	24-6-6	DNP	7-3-2	0-0-0	0-1-0	DNP	6-3-2
vs. Air Force (L)	DNP	3-2-0	0-0-0	11-1-7	9-1-0	6-6-0	16-7-1	DNP	0-2-0	5-4-0	0-1-0	DNP	5-10-0
at Wyoming (L)	DNP	12-4-1	0-0-0	2-3-2	0-3-2	2-5-0	7-7-1	2-0-0	0-4-1	2-3-1	2-2-0	DNP	7-3-0
at Wyoming (L)	DNP	8-1-0	0-0-0	2-3-1	6-4-1	2-3-0	11-2-2	0-0-0	4-5-2	0-1-0	4-3-0	DNP	4-2-1
vs. New Mexico (L)	DNP	3-5-0	0-0-0	DNP	3-2-2	2-3-0	11-5-5	0-0-0	5-2-1	0-3-0	9-3-0	5-2-1	10-4-3
vs. New Mexico (L)	DNP	16-2-2	0-0-0	DNP	6-9-1	0-6-0	9-5-1	DNP	0-0-2	0-1-2	5-2-0	4-0-0	8-2-3
vs. UNLV (L)	12-5-1	8-3-0	DNP	11-1-3	3-1-1	0-2-0	14-3-1	DNP	0-2-1	7-4-1	0-1-0	0-2-1	10-1-0
vs. UNLV (L)	6-3-10	8-1-0	DNP	12-3-4	6-1-1	4-10-2	16-3-1	DNP	6-0-3	2-0-1	4-1-0	DNP	7-3-1

DNP - Did Not Play

Starting Lineups

Game	F/C	G/F	G	G	G
Washington (L)	Edwards	Crain	Staples	T. Adams	Ramos
Lamar (W)	Edwards	Crain	Staples	T. Adams	Ramos
CALIFORNIA BAPTIST (L)	Edwards	Crain	Staples	T. Adams	Ramos
at San Diego (W)	Edwards	Crain	Staples	T. Adams	Ramos
at Colorado State (L)	Edwards	Crain	Staples	T. Adams	Ramos
at Colorado State (L)	Edwards	Crain	Staples	T. Adams	Ramos
UC IRVINE (L)	Gipson	Crain	Staples	T. Adams	Villalobos
CAL POLY (L)	Gipson	Chynoweth	Staples	T. Adams	Hernandez
at Nevada (W)	Edwards	Crain	Staples	T. Adams	Hernandez
at Nevada (L)	Edwards	Crain	Staples	T. Adams	Hernandez
UTAH STATE (W)	Gipson	Villalobos	Staples	T. Adams	Hernandez
AIR FORCE (W)	Gipson	Villalobos	Staples	T. Adams	Hernandez
AIR FORCE (L)	Gipson	Villalobos	Staples	T. Adams	Hernandez
at Wyoming (L)	Vinerte	Villalobos	Staples	T. Adams	Hernandez
at Wyoming (L)	Gipson	Villalobos	Staples	T. Adams	Hernandez
vs. NEW MEXICO (L)	Edwards	Villalobos	Staples	Crain	Hernandez
vs. NEW MEXICO (L)	Edwards	Villalobos	Staples	Crain	Hernandez
vs. UNLV (L)	Gipson	M. Adams	Staples	T. Adams	Hernandez
vs. UNLV (L)	Gipson	M. Adams	Staples	T. Adams	Ramos

Lineup Records

Edwards, Staples, Crain, T. Adams, Ramos, 2-4
 Gipson, Staples, Villalobos, T. Adams, Hernandez, 2-2
 Edwards, Villalobos, Staples, Crain, Hernandez, 0-2
 Gipson, M. Adams, Staples, T. Adams, Ramos, 0-1
 Gipson, M. Adams, Staples, T. Adams, Hernandez, 0-1
 Edwards, Staples, Crain, T. Adams, Hernandez, 1-1
 Vinerte, Staples, Villalobos, T. Adams, Hernandez, 0-1
 Gipson, Staples, Crain, T. Adams, Villalobos, 0-1
 Gipson, Staples, Hernandez, T. Adams, Chynoweth, 0-1

All games

RECORD:	OVERALL	HOME	AWAY	NEUTRAL
ALL GAMES	14-17	9-8	5-8	0-1
CONFERENCE	9-9	6-3	3-6	0-0
NON-CONFERENCE	5-8	3-5	2-2	0-1

#	Player	gp-gs	min	avg	Total		3-Point		F-Throw		Rebounds				pf	dq	a	to	blk	stl	pts	avg		
					fg-fga	fg%	3fg-fga	3fg%	ft-fga	ft%	off	def	tot	avg										
25	Taylor Kalmer	31-31	1178	38.0	188-423	.444	45-118	.381	65-81	.802	14	111	125	4.0	48	0	95	66	5	19	486	15.7		
02	Sophia Ramos	31-31	1139	36.7	146-368	.397	37-115	.322	113-136	.831	16	185	201	6.5	58	0	119	100	11	41	442	14.3		
03	Mallory Adams	6-6	191	31.8	24-76	.316	6-22	.273	23-33	.697	13	23	36	6.0	8	0	6	8	1	4	77	12.8		
05	Tea Adams	31-30	869	28.0	103-256	.402	25-75	.333	52-70	.743	11	89	100	3.2	74	4	72	62	5	31	283	9.1		
22	Zayn Dornstauder	31-2	547	17.6	95-173	.549	0-2	.000	59-85	.694	46	94	140	4.5	67	1	6	57	32	9	249	8.0		
04	Monique Terry	31-24	657	21.2	53-129	.411	27-67	.403	11-19	.579	15	90	105	3.4	48	0	26	29	9	10	144	4.6		
34	Baylee Vanderdoes	31-30	567	18.3	43-108	.398	3-6	.500	27-49	.551	55	111	166	5.4	52	0	14	24	15	13	116	3.7		
10	Isabela Hernandez	31-0	406	13.1	34-99	.343	22-51	.431	6-10	.600	6	30	36	1.2	13	0	7	24	5	7	96	3.1		
00	Kennedi Villa	31-1	513	16.5	23-47	.489	1-3	.333	6-13	.462	17	42	59	1.9	51	1	24	18	6	14	53	1.7		
45	Naomi Ekwedike	17-0	69	4.1	6-17	.353	0-0	.000	0-2	.000	5	4	9	0.5	12	0	0	6	0	2	12	0.7		
24	Kiara Edwards	23-0	113	4.9	4-19	.211	0-2	.000	2-6	.333	2	13	15	0.7	11	0	2	10	1	1	10	0.4		
15	Jayden Perez	12-0	57	4.8	2-9	.222	1-2	.500	0-0	.000	1	6	7	0.6	3	0	4	3	0	1	5	0.4		
21	Talia Sireni	10-0	21	2.1	1-6	.167	0-3	.000	0-0	.000	0	1	1	0.1	1	0	0	0	0	0	2	0.2		
Team											61	85	146											24
Total.....		31	6327		722-1730	.417	167-466	.358	364-504	.722	262	884	1146	37.0	446	6	375	431	90	152	1975	63.7		
Opponents.....		31	6325		767-1985	.386	182-615	.296	308-432	.713	377	803	1180	38.1	469	-	441	342	96	206	2024	65.3		

TEAM STATISTICS	SDSU	OPP	Date	Opponent	Score	Att.			
SCORING	1975	2024	11/05/19	at HAWAII	L 58-61	1213			
Points per game	63.7	65.3	11/09/19	TOWSON	W 80-72	1462			
Scoring margin	-1.6	-	11/12/19	WESTCLIFF	W 77-56	247			
FIELD GOALS-ATT	722-1730	767-1985	11/14/19	ALABAMA A&M	L 53-61	4020			
Field goal pct	.417	.386	11/17/19	CAL ST. FULLERTON	W 55-45	1737			
3 POINT FG-ATT	167-466	182-615	11/21/19	CAL	L 48-74	557			
3-point FG pct	.358	.296	11/26/19	at UC Santa Barbara	L 52-64	431			
3-pt FG made per game	5.4	5.9	11/30/19	ARKANSAS ST.	L 62-71	1788			
FREE THROWS-ATT	364-504	308-432	* 12/04/19	COLORADO ST.	W 59-49	534			
Free throw pct	.722	.713	* 12/07/19	at San Jose St.	L 67-84	322			
F-Throws made per game	11.7	9.9	12/11/19	SAN DIEGO	L 47-70	524			
REBOUNDS	1146	1180	12/19/19	at California Baptist	W 80-68	302			
Rebounds per game	37.0	38.1	12/21/19	at Incarnate Word	W 57-48	255			
Rebounding margin	-1.1	-	12/28/19	CSUN	Lot 69-74	710			
ASSISTS	375	441	* 1/1/20	at Fresno State	L 54-79	2128			
Assists per game	12.1	14.2	* 1/4/20	UTAH STATE	W 66-62	678			
TURNOVERS	431	342	* 1/8/20	WYOMING	Wot 67-60	347			
Turnovers per game	13.9	11.0	* 01/11/20	at Boise St.	L 72-86	1394			
Turnover margin	-2.9	-	* 1/15/20	FRESNO STATE	L 60-65	504			
Assist/turnover ratio	0.9	1.3	* 01/18/20	at Nevada	L 69-70	1258			
STEALS	152	206	* 01/22/20	at Wyoming	L 67-81	2404			
Steals per game	4.9	6.6	* 01/25/20	UNLV	W 48-39	716			
BLOCKS	90	96	* 1/29/20	NEW MEXICO	W 75-74	5320			
Blocks per game	2.9	3.1	* 2/1/20	at Utah State	W 59-51	409			
ATTENDANCE	23458	18522	* 02/08/20	AIR FORCE	L 49-51	2428			
Home games-Avg/Game	17-1380	13-1323	* 02/12/20	at New Mexico	W 67-58	4753			
Neutral site-Avg/Game	-	1-1320	* 02/15/20	BOISE ST.	Lot 67-69	880			
			* 02/22/20	at UNLV	L 67-72	1253			
Score by Periods	1st	2nd	3rd	4th	OT	Totals			
San Diego St.	474	407	532	514	48	1975			
Opponents	478	451	517	531	47	2024			
						* 02/24/20	at Colorado St.	Wot 64-61	1080
						* 02/27/20	NEVADA	W 81-68	1006
						03/01/20	vs Utah State	Lot 79-81	1320

2020-21 BROADCAST ROSTER



ASIA AVINGER
Fr. | 5-7 | G
Cerritos, Calif.
Rosary HS

0



SOPHIA RAMOS
Jr. | 5-9 | G
San Antonio, Texas
Incarnate Word HS

2




MALLORY ADAMS
So. | 6-0 | G/F
Frisco, Texas
Lone Star HS

3



BAILEE CHYNOWETH
Fr. | 5-11 | G
Austin, Texas
Westlake HS

4



TÉA ADAMS
Sr. | 5-9 | G
Kirkland, Wash.
Juanita HS

5



ISABELA HERNANDEZ
So. | 6-2 | G/F
Bellingham, Wash.
Lynden Christian HS

10



KAMARIA GIPSON
Fr. | 6-3 | C
Beeville, Texas
A.C. Jones HS

11



MERCEDES STAPLES
So. | Jr. | G
Centerville, Utah
Minnesota/Viewmont HS

12



TALIA SIRENI
So. | 5-9 | G
Surrey, British Columbia, Canada
Earl Marriott Secondary School

13



JAYDEN PEREZ
So. | 5-8 | G
Las Cruces, N.M.
Onate HS

15



ALEX CRAIN
Jr. | 5-9 | G
McKinney, Texas
TCU/Dallas Thunder

21



FLO VINERTE
Fr. | 6-2 | F
Riga, Latvia
New Hope Academy (Md.)

22



KIARA EDWARDS
Jr. | 6-1 | F
Surprise, Ariz.
Valley Vista HS

24



IVVANA MURILLO
Jr. | 6-1 | F
Medellin, Colombia
NE Oklahoma A&M/ Santa Catalina de Sena HS

30



KIM VILLALOBOS
Fr. | 6-0 | G/F
Van Nuys, Calif.
Chaminade HS

42



STACIE TERRY-HUTSON
Head Coach
Eighth Season
UT Arlington (1998)

HC



MARSHA FRESE
Assistant Coach
First Season
Rice (1995)

AC



CIARA CARL
Assistant Coach
Eighth Season
Point Loma Nazarene (2005)

AC



NICK GRANT
Assistant Coach
Seventh Season
Baylor (2010)

AC