

# SAN DIEGO STATE BASKETBALL

14 NCAA Tournament Appearances (7 times in last 11 years) • Record 12-Time Mountain West Conference Champion

Contacts: Mike May, Senior Associate AD of Communications and Media Relations (e-mail: mmay@sdsu.edu) • Richard Stern, Assistant Media Relations Director (e-mail: rstern@sdsu.edu)

## LIVE COVERAGE

**TV/Stream:** CBS Sports Network

Tom McCarthy (play-by-play)

Pete Gillen (commentary)

Bill Thayer (producer)



**Aztec Radio Network:** 101.5 KGB / XTRA 1360

(pregame starts at 6 p.m. PT on XTRA)

Ted Leitner (play-by-play)

Jon Schaeffer (pre-half-post)



**Live Stats:** GoAztecs.com



## SCHEDULE / RESULTS

**Record:** 15-4 | **Home:** 11-2, **Away:** 3-2, **Neutral:** 1-0

**MW Record:** 9-3 | **Home:** 7-1, **Away:** 2-2

Date	SDSU	Opp.	Opponent (TV/Stream)	Time/Results
N.25	rv/rv	22/21	UCLA (CBSSN)	W, 73-58
N.27	rv/rv		UC IRVINE (YurView CA)	W, 77-58
D.2	rv/rv		ST. KATHERINE (MWN)	W, 83-41
D.6	rv/rv		PEPPERDINE (YurView CA/MWN)	W, 65-60
D.10	24/rv	23/23	at Arizona State (FS1/FOX Sports GO)	W, 80-68
D.18	18/20		BRIGHAM YOUNG (CBSSN)	L, 62-72
D.22	rv/rv		#vs. Saint Mary's (CBSSN)	W, 74-49
J.2	rv/23		*COLORADO STATE (CBS)	L, 67-70
J.4	rv/rv	-/rv	*COLORADO STATE (FS1)	W, 78-65
J.7	rv/rv		*NEVADA (CBSSN)	W, 65-60
J.9	rv/rv		*NEVADA (CBSSN)	W, 69-67
J.14	rv/rv		*at Utah State (CBSSN)	L, 45-57
J.16	rv/rv		*at Utah State (CBS)	L, 59-64
J.22	-/rv		*at Air Force (FS1)	W, 98-61
J.24	-/rv		*at Air Force (FS1)	W, 91-59
J.28	-/rv		*WYOMING (FS1)	W, 87-57
J.30	-/rv		*WYOMING (CBSSN)	W, 98-71
F.3	rv/rv		*at New Mexico (FS1)	Canceled
F.5	rv/rv		*at New Mexico (CBSSN)	Canceled
F.8	rv/rv		*SAN JOSE STATE (FS1)	W, 85-54
F.10	rv/rv		*SAN JOSE STATE (CBSSN)	W, 77-55
F.18	25/rv		*at Fresno State (CBSSN)	7 p.m.
F.20	25/rv		*at Fresno State (CBSSN)	4:30 p.m. PT
F.25			*BOISE STATE (FS1)	6 p.m. PT
F.27			*BOISE STATE (CBSSN)	TBA
M.10			+MWT First Round (TBA)	TBA
M.11			+MWT Quarterfinal (TBA)	TBA
M.12			+MWT Semifinal (TBA)	TBA
M.13			+MWT Championship (TBA)	TBA
---				
D.4			SAN DIEGO CHRISTIAN	Postponed
J.2			*at UNLV	Postponed
J.4			*at UNLV	Postponed

# - Mott Athletics Center; San Luis Obispo, Calif.

\* - Mountain West Game

+ - Mountain West Championship Tournament (Thomas & Mack Center; Las Vegas Nevada)

Date and times are subject to change.

## GAME 20

No. 25/rv **SAN DIEGO STATE AZTECS** (15-4; 9-3 MW) at **FRESNO STATE BULLDOGS** (9-7; 6-7 MW)

Thur., Feb. 18 • 7:05 p.m. PT (tip + possible 5 min slide) • Save Mart Center • Fresno, Calif.



**SAN DIEGO STATE**

Head Coach: Brian Dutcher

Career Record: 88-30 (4th Season)

Record at San Diego State: Same

Record vs. Fresno State: 3-4



**FRESNO STATE**

Head Coach: Justin Hutson

Career Record: 43-35 (3rd season)

Record at Fresno State: Same

Record vs. SDSU: 2-2

## STORYLINES (through games of Mon., Feb. 15)

- Winners of six consecutive games, tied for the ninth longest conference win streak in the 100-season history of the program, No. 25 San Diego State journeys to central California for a series at Fresno State on Thursday and Saturday.
- San Diego State has been remarkably dominant during the six-game win streak, outscoring its opposition by a score of 536-357. The Aztecs have a +29.8 scoring margin during the win streak winning all six games by at least 22 points.
- During the win streak, since Jan. 22, San Diego State has been dominant in the national rankings include 1st in rebound margin (+18.0), 2nd in scoring margin (+29.8), 3rd in assist-to-turnover ratio (1.98), 4th in points per game (89.3), 9th in turnover margin (+5.8), 1-19th in points allowed per game (59.5), 22nd in three-point field goal percentage (41.4), T-24th in turnovers forced per game (16.2) and 25th opponent field goal percentage (38.4).
- San Diego State returned to the Associated Press poll this week at number 25. This is the third week this season the Aztecs have appeared in the AP poll and the first time since Dec. 14. Since the start of the 2010-11 campaign, the Aztecs have made 84 appearances in the poll. That ranks 19th nationally and is the highest total among California and Mountain West teams.
- The Aztecs metrics continue their upward trend following the six dominating victories. San Diego State rankings in the metrics after Monday's games: 24th in the NET, 21st in Sagarin, 23rd in KenPom, 24th in the BPI and 27th in the RPI.
- Win streaks on the line Thursday: 6-game overall win streak (longest active win streak in the Mountain West, SDSU's longest win streak of the season), 6-game Mountain West win streak (third league win streak of at least six games in Brian Dutcher's four seasons as head coach), 13-game win streak against teams from the state of California (tied with USC for the longest active win streak by a California team against teams from the Golden State), a 2-game win streak against Fresno State.
- San Diego State and Fresno State will meet for the 121st time on Thursday. The Bulldogs represent the Aztecs most frequent opponent. The Aztecs own a 64-56 series advantage and swept the season series last season, 61-52 at Viejas and 64-55 in Fresno. The last four games between the teams have been decided by a single digit (24 total points).
- In Fresno, the Bulldogs own a 33-22 advantage although the Aztecs own a 6-4 record against Fresno at the Save Mart Center. This marks the third consecutive meeting with Fresno State in which San Diego State has been nationally-ranked in the AP Top 25 Poll.
- Nationally, San Diego State ranks among the leaders this season in the following categories: 7th in scoring defense (60.3), 13th in field goal percentage defense (39.0), 14th in scoring margin (+15.1), 17th in turnover margin (+3.9), 26th in three-point field goal percentage (38.1), three-point field goals per game (9.4) and 30th assist-to-turnover ratio (1.32).
- According to Kenpom, several of San Diego State's highest offensive efficiency ratings against a Division I opponent in the 20-year history of the public ratings have come in the last couple of games. Three of the nine highest-rated games have occurred during the current win streak - No. 1 - Wyoming (Jan. 30, 2021), No. 4 - at Air Force (Jan. 24, 2021) and No. 9 - at Air Force (Jan. 22, 2021).



## SERIES INFORMATION

<b>Overall:</b>	San Diego State leads, 64-56
<b>Current Streak:</b>	San Diego State, W2
<b>In San Diego:</b>	San Diego State leads, 40-20
<b>In Fresno:</b>	Fresno State leads, 33-22
<b>Neutral Sites:</b>	Fresno State leads, 3-2
<b>Last Meeting:</b>	SDSU, 64-55, 1-14-20

## CAREER SCORING LIST

Matt Mitchell continues to climb the San Diego State career scoring chart list. Below is a look at the Aztec career chart.

Rk.	Player	Years	Points
1.	Brandon Heath	04-05-06-07	2,189
---			
5.	Tony Pinkins	55-56-57	1,475
6.	Trey Kell	15-16-17-18	1,403
7.	Winston Shepard	13-14-15-16	1,401
8.	Jeremy Hemsley	16-17-18-19	1,392
9.	Bob Brady	52-53-54	1,389
10.	<b>Matt Mitchell</b>	<b>18-19-20-21</b>	<b>1,325</b>
11.	Steve Copp	73-74-75-76	1,307

## CAREER 3FG PCT.

Below is a look at the active Division I career three-point field goal percentage leaders (min. 190 3FGM).

Rk.	Team	3FG	3FGA	Pct.
1.	Sam Hauser	291	656	.444
2.	<b>Terrell Gomez</b>	<b>332</b>	<b>762</b>	<b>.436</b>
3.	David Jenkins Jr.	250	590	.424
4.	Jaheam Cornwall	221	525	.421
5.	Justin Jaworski	239	568	.421
6.	<b>Jordan Schakel</b>	<b>200</b>	<b>476</b>	<b>.420</b>
7.	Storm Murphy	213	512	.416
8.	Ross Cummings	232	561	.414
9.	Corey Kispert	237	576	.411
10.	Jon Williams	201	489	.411

## HELLO OFFENSE

Below is a look at San Diego State's offensive production the first 13 games of the season vs. the last six contests.

Stat	First 13	Last 6
Points Per Game	69.0	89.3
Field Goal Percentage	.434	.491
Three-Point FG Percentage	.364	.414
Three-Point FG / game	8.5	11.2
Assists	13.0	20.5

# San Diego State Aztecs

2020-21 Record: 15-4 (H: 11-2; A: 3-2; N: 1-0) 9-3 MW  
12-Time MW Champions, 12 Postseason Berths in Last 15 Years

- SDSU has won at least 19 games in 15 straight seasons.
- SDSU has advanced to postseason play in 12 of the last 14 seasons in which a champions was crowned (2006 NCAA, 2007-09 NIT, 2010-15 NCAA, 2016 NIT, 2018 NCAA).
- SDSU has won 44 of last 47 gms. when leading at the half.
- SDSU has won its last 46 of 47 when having a higher FG pct.
- SDSU is 11th nationally in winning percentage (.754) since the beginning of the 2010-11 season.
- Since its founding in 1999, no men's basketball program has won more Mountain West championships (regular-season and tournament) than San Diego State's 12.
- Since 2006, SDSU's 11 appearances in its conference championship game are the second most in Division I.
- SDSU's 17 MW wins in 2019-20 are the most in MW history.

		PPG	RPG	APG	FG	3FG	FT		
<b>0</b>	<b>Keshad Johnson</b> (KEY-shawd) Forward, 6-7, 210, So.-1L Oakland, Calif. (San Leandro HS)	2020-21 MW	4.6 4.7	4.1 4.8	1.0 1.1	.471 .455	6/15 3/8	.500 9/18	Has 32 points in last 4 gms. (8.0 ppg) on 12-of-23 FGs... <b>In last 3 gms., has CH 15 pts. vs. Wyo. and CH 13 pts. vs. SJSU...</b> Played in last 8 gms. after missing three previous games (shoulder)... Attempted a FT in each of the last 7 gms... Played 16+ minutes in seven straight gms... 41 rebounds in last 7 gms. (5.9 rpg)... Played in 33 career gms. (29-4)... Only scholarship member of the 2019 class... A four-star prospect by ESPN.
<b>2</b>	<b>Adam Seiko</b> (SAY-coe) Guard, 6-3, 210 Jr.-2L Boston, Mass. (Sierra Canyon HS (Calif.))	2020-21 MW	5.2 6.5	2.3 1.8	1.7 2.2	.400 .439	.390 .452	10/15 2/5	Missed last game with calf inj... <b>Last 5 gms.: 45 pts., 14 asts., 11 rebs., 11-22 3FGs (50.0 pct.)...</b> The 45 pts. in the last five games is the highest 5-game total of his 79-game career... 19 treys in his last 11 gms... Made a CH six FIs in comeback win vs. Pepperdine (12-6-20)... 15 gms. w/multiple treys (13-2)... Only 44 TOs in 1,120 career mins. (1 TO every 25.5 minutes)... 76.0 pct. of career FGs are threes (57-of-75)... Has a career 1.52:1 A/T ratio.
<b>3</b>	<b>Terrell Gomez</b> (TUH-rel) Guard, 5-8, 165, Sr.-TR Los Angeles, Calif. (Middlebrooks Academy/CSUN)	2020-21 MW	8.2 8.5	1.5 1.8	2.6 2.8	.404 .383	.433 .443	7/8 3/4	<b>Last 13 gms.: 8.8 ppg., 1.7 rpg., 2.9 apg., 1.1 spg., 30-65 3FGs (46.2 pct.)...</b> Active NCAA ranks among DI players: 1,793 pts. (11th), 332 3FG (3rd), 43.6 3FG pct. (1st with at least 295 makes), 89.0 FT Pct. (1st, with at least 200 FTM)... <b>Made multiple treys in 16 of his last 23 games (55-of-120, 45.8 pct.)...</b> Has 38 assists in last 13 games (2.9 apg)... Averaged 19.8 points, 2.5 rebounds, 2.3 assists in 32 games with CSUN in 2019-20.
<b>4</b>	<b>Trey Pulliam</b> (pull-EE-um) Guard, 6-3, 180, Sr.-1L Bryan, Texas (Consolidated HS /Navarro College)	2020-21 MW	5.4 5.1	3.2 3.6	3.3 3.5	.368 .352	.200 3/19	13/19 8/9	<b>Hit GW runner as time expired to lift SDSU past Nevada (1-9-21)...</b> First SDSU GW shot at the buzzer since Jamaal Franklin (3-8-12)... <b>Second in the MW with 2.28 A-TO ratio...</b> Last 10 gms.: 55 pts... 8 steals in the last 4 gms... Streak of points in 18 consecutive games snapped at AFA... Leads the team in assists (63) this season... Played 20+ minutes in 18 of 19 games this season (did that 10 times all of last season).
<b>5</b>	<b>Lamont Butler</b> Guard, 6-2, 200, Fr.-HS Moreno Valley, Calif. (Riverside Poly HS)	2020-21 MW	4.3 5.6	1.7 2.3	1.4 1.8	.453 .471	6/21 5/157	18/24 14/20	<b>Last 7 gms: 60 pts., 25 rebs., 21 asts., 13 stls...</b> No double-digit scoring gms. in first 12 gms; 4 double-digit scoring gms. in last 7 (8.6 ppg)... 14 assists in last 4 gms... Scored a career-high 13 points, CH five steals and played 25 minutes in game at USU... One of only eight Fr. this season to post 13-5 in those categories... Only SDSU player in the last 25 seasons to post a 13-5 game off the bench... One of seven players to play in all 18 gms.
<b>10</b>	<b>Keith Dinwiddie Jr.</b> Guard, 6-0, 185, Fr.-HS Los Angeles, Calif. (Fairfax Senior HS)	2020-21 MW	5.5 5.0	0.3 0.3	0.5 1.0	.429 6/15	9/21 3/10	0/0 0/0	Among all DI players, his 30.7 pts./40 min. is 7th (min. 40 mins.)... <b>Has 33 points in 43 mins...</b> Scored 12+ points in 2 of his 6 career games... 3-star recruit & a class of 2020's top-50 shooting guards nationally (#47) by Rivals.com... As a senior earned Western League MVP honors as well as co-POY for both the All-City Open Division & All-CIF LA City Section... As a junior, led team to LA City Section Open Div. championship, the #5 state & #22 national ranking.
<b>11</b>	<b>Matt Mitchell</b> Forward, 6-6, 235, Sr.-3L Riverside, Calif. (Roosevelt HS)	2020-21 MW	15.0 14.7	5.3 6.4	2.3 2.6	.449 .457	.400 .448	.813 .875	<b>MW POW (11-30-20)...</b> Last 8 gms.: 14.8 ppg, 12-25 3FG, 32-37 FIs, 6.4 rpg... 7-of-15 3FGs (46.7 pct.) in last 4 gms... <b>Became the third Aztec player to post 1,000 points, 500 rebounds, 200 assists and 100 steals (Winston Shepard, Terry Kell)...</b> 26-2 in his career when he scores 15+ points... 1,325 career pts. (10th in school history)... 18 assists in last 6 gms... 46 rebs. in last 7 gms. (6.6 rpg)... 1 has a trey in 10 of last 11 gms.
<b>12</b>	<b>Che Evans</b> (shay) Forward, 6-5, 210, Fr.-HS Philadelphia Pa. (Neumann-Goretti HS)	2020-21 MW	0.9 1.0	0.6 0.7	0.2 0.2	3/16 2/12	1/8 1/6	1/2 1/2	Played in nine games and 40 total minutes... <b>CH 3 pts. and CH 2 rebs. at Air Force (1-22-21)...</b> 4-star recruit by ESPN and Scout.com & 3-star talent by Rivals.com and 247Sports.com... A class of 2020's top-50 small forwards nationally by ESPN (No. 45), Rivals.com (No. 49) & 247Sports.com (No. 38)... Senior year, Neumann-Goretti posted a 24-4 record, 14-2 in conference play & won the Philadelphia Catholic League championship.
<b>14</b>	<b>Cade Alger</b> (AL-ier) Forward, 6-19, 190, RFr.-TR Ripon, Calif. (Ripon Christian HS/Seattle U)	2020-21 MW	1.9 2.6	0.3 0.4	0.0 0.0	5/6 5/6	0/0 0/0	3/5 3/5	Has 13 pts. in last 6 gms... Scored his first career points on a dunk and subsequent free throw at Air Force (1-22-21)... Non-scholarship forward who spent 2019-20 as a redshirt at Seattle U... As a senior averaged 18.0 pts, 13.2 rebs & 3.0 assists & finished with more than 1,000-career points... Was named a first-team Front Row Preps All-Region and CalHSports.com All-State performer as well as D5 Scholar AoY following senior campaign.
<b>20</b>	<b>Jordan Schakel</b> (SHACK-ull) Guard, 6-6, 200, Sr.-3L Torrance, Calif. (Bishop Montgomery HS)	2020-21 2MW	14.7 15.8	3.8 4.0	1.2 1.7	.462 .485	.450 .477	.913 21/24	<b>2x MW POW (2-15-21 &amp; 12-14-20)...</b> Has a trey in all 19 games this season (58 total)... <b>Has 200 career three-point field goals (5th in school history)...</b> 48 rebs. in last 12 gms. (4.0 rpg)... 16 asts., 5 TOs in last 10 gms... SDSU is 39-5 in his career when he scores 10+ points... Made multiple 3s in 57 gms. (47-10) and 3+ treys in 32 games (29-3)... 12+ points in 11 of last 16 games (15.4 ppg)... Scored more points last season (319) than first two seasons
<b>21</b>	<b>Jared Barnett</b> Guard, 6-1, 145, So.-5Q Los Angeles, Calif. (Westchester HS)	2020-21 MW	0.6 0.8	0.3 0.2	0.4 0.4	2/3 2/2	0/0 0/0	0/0 0/0	Non-scholarship guard... Played in seven games this season, including the last five games... Appeared in 10 games last year w/ his lone bucket coming in the season opener vs. Texas Southern... Was named second-team all-conference as a HS senior after averaging 13 points six assists and three rebounds per game... Received academic honor roll recognition all four of years at Westchester High.
<b>23</b>	<b>Joshua Tomaić</b> (toe-MY-itch) Forward, 6-9, 230, Sr.-TR Lanzarote, Spain (Canarias Academy/Maryland)	2020-21 MW	5.2 5.3	3.6 4.0	0.8 0.7	.507 .467	4/18 2/9	.733 .741	<b>Last 5 gms.: 41 pts., 13-of-19 FGs...</b> Last 16 gms: 84 pts... Had 12 points vs. San Jose (3rd career game with double digits)... Has more points this season (98) than last two seasons combined (26)... Career 55.7 percent FG shooter... Has more rebs. this season (69), than last season (8 in 16 games played)... Has 15 assists this season (had zero in 71 minutes last year)... Teams are 59-22 when he plays... Grad transfer from Maryland.
<b>31</b>	<b>Nathan Mensah</b> (MEN-suh) Forward, 6-10, 230, Jr.-2L Labadi, Accra, Ghana (Findlay Prep (Nev.))	2020-21 MW	9.4 9.0	6.6 5.8	0.6 0.5	.593 .575	0/3 0/0	.591 1/2	Has 10+ points in six of his last 11 games (last 11 gms: 9.5 pts., 5.9 rebs., 1.2 blks., 41-of-70 (58.6 pct.) FGs... Recorded 5th double-double with CH 18 pts., 13 rebs. & CH 6 blks. vs. SMC... <b>Only SDSU player in last 25 seasons to produce a game with 18-13-6 in those categories...</b> SDSU is 16-2 when he scores 10+, 30-6 when he has 6+ rebounds; 9-0 when he has 10+ rebs.
<b>33</b>	<b>Aguek Arop</b> (ah-GWUK ah-ROPE) Forward, 6-6, 220, Jr.-2L Omaha, Neb. (Omaha South HS)	2020-21 MW	5.0 5.0	2.9 2.4	0.8 0.3	.476 .633	2/13 1/5	.464 6/13	<b>Last 8 gms.: 43 pts. (5.4 ppg), 18-28 (64.3 pct.) FGs, 3 blocks in 106 mins...</b> Has 75 points in his last 15 gms... For his career, averages 10.5 pts/7.7 rebs per 40 minutes played... 54-of-94 rebs since 2019-20 are on off. glass... Avg. 4.6 offensive rebounds per 40 minutes this season... Multiple offensive rebounds in 10 of 15 games he has played... Has a 7-foot wingspan... Good mid-range game & deadly from 15 ft.

RED indicates probable starter, BLACK indicates reserve, GOLD indicates player is injured and is not expected to play. Shooting percentages are calculated once 25 attempts are made in a category.

## SCHEDULE/RESULTS

Date	Opponent (Television/Stream)	Note
N.25	UCLA (CBSSN)	W, 73-58 » SDSU defeats UCLA in consecutive games for the first time since 1940; It's the largest margin of victory vs. UCLA since 22 pt win on 12/1/1939
N.27	UC IRVINE (YurView CA)	W, 77-58 » San Diego State is 7-3 in home games against UCI and has won the last four meetings. This will be the first match-up since Dec. 13, 1997 in Irvine
D.2	ST. KATHERINE (MWN)	W, 83-41 » Aztecs improve to 2-0 all-time vs. USK; Average margin of victory in two win 62.5 points
D.6	PEPPERDINE (YurView CA)	W, 65-60 » Was the first meeting since a 61-58 SDSU win on Dec. 22, 1994; Aztecs have won the last four in a row and 9 of the last 16 in San Diego
D.10	at Arizona State (FS1)	W, 80-68 » San Diego State improves to 3-12 all-time in Tempe & are 2-6 in the last eight at ASU; Last SDSU victory at ASU before this win was on Jan. 7, 1978
D.18	BRIGHAM YOUNG (CBSSN)	L, 62-72 » The Aztecs are 17-19 all-time in San Diego vs. BYU, including 3-4 in the last seven
D.22	#vs. Saint Mary's (CBSSN)	W, 74-49 » San Diego State improves to 1-2 against Saint Mary's on neutral courts;
J.2	*COLORADO STATE (CBS)	L, 67-70 » SDSU has won six of the last seven meetings; 18-4 vs. Colorado State all-time in Viejas Arena
J.4	*COLORADO STATE (FS1)	W, 78-65 » Snapped CSU's 4-game win streak & avoided a season series sweep for the 17th time in the last 18 seasons. SDSU has 10 season sweeps during that span.
J.7	*NEVADA (CBSSN)	W, 65-60 » SDSU is 9-0 vs. Nevada at home in the MW era, including its sweep on this series, and is 11-1 all-time at home vs. the Wolf Pack
J.9	*NEVADA (CBSSN)	W, 69-67 Last year's results: W, 68-55 (1/18/20 at SDSU), W, 83-76 (2/29/20 at NEV)
J.14	*at Utah State (CBSSN)	L, 45-57 » Rematch of last two MW tourney title games; SDSU is 4-3 at USU in the MW era & snapped USU's 15-game home winning streak last year
J.16	*at Utah State (CBS)	L, 59-64 Utah State handed the Aztecs back-to-back losses for the first time in 48 games dating back to March 6 & 9, 2019
J.22	*at Air Force (FS1)	W, 98-61 » SDSU is 23-17 lifetime in games played at USAFA; Aztecs are 6-2 in last eight visits to the Academy
J.24	*at Air Force (FS1)	W, 91-59 San Diego State's 37-point win (98-61 on Jan. 22) is the largest margin of victory in the 84 games between the two programs
J.28	*WYOMING (FS1)	W, 87-57 » San Diego State has won 14 straight vs. the Cowboys at home, and is 30-11 all-time including 17-5 in Viejas Arena
J.30	*WYOMING (CBSSN)	W, 98-71 Last year's results: W, 72-52 (1/8/20 at WYO), W, 72-55 (1/21/20 at SDSU)
F.3	*at New Mexico (FS1)	Canceled » The 28-point win last season is SDSU's largest in The Pit in 42 all-time games, and became 1st MW team to win at UNLV and at UNM in consecutive
F.5	*at New Mexico (CBSSN)	Canceled games. Last year's results: W, 85-57 (1/29/20 at UNM), W, 82-59 (2/11/20 at SDSU)
F.8	*SAN JOSE STATE (FS1)	W, 85-54 » The Aztecs are 30-8 all-time vs. SJSU at home and 12-1 in their last 13, including nine in a row.
F.10	*SAN JOSE STATE (CBSSN)	W, 77-55 Last year's result: W, 59-57 (12/8/19 at SDSU)
F.18	*at Fresno State (CBSSN)	7 p.m. PT » In games dating back to 1941, SDSU is 22-33 in Fresno, but in the 10 games since the Save Mart Center opened the Aztecs are 6-4
F.20	*at Fresno State (CBSSN)	4:30 p.m. PT Last year's results: W, 61-52 (1/1/20 at SDSU), W, 64-55 (1/14/20 at FS)
F.25	*BOISE STATE (FS1)	6 p.m. PT » San Diego State broke a three-game winless streak at ExtraMile Arena with a 72-55 win last year
F.27	*BOISE STATE (CBSSN)	TBA Last year's results: W, 83-65 (1/11/20 at SDSU), W, 72-55 (2/16/20 at BSU), W, 81-68 (3/6/20 AT MWT)

### Mountain West Men's Basketball Championship (Thomas & Mack Center; Las Vegas, Nev.) (TBA)

M.10-13		» SDSU has advanced to the title game in 10 of the last 12 years » The Aztecs will be in search of their sixth Mountain West tournament championship » San Diego State has won tourney titles in 2002, 2006, 2010, 2011, 2018 » SDSU is 34-16 all-time at the MW Championship, representing the best overall record in league history » San Diego State has won a Mountain West-high 12 conference crowns (regular season, tournament)
J.2	*at UNLV (TBA)	TBA » Aztecs 16-2 in last 18 vs. UNLV (any location); SDSU 10-1 in its last 11 games vs. UNLV at Thomas & Mack Center
J.4	*at UNLV (TBA)	TBA Last year's results: W, 71-67 (1/26/20 at UNLV), L, 63-66 (2/22/20 at SDSU)

# - Mott Athletics Center, San Luis Obispo, Calif.; \* - Mountain West game. All times are local to the site. Games and times are subject to change. Purple indicates games which have been postponed.

- San Diego State ran its win streak to six games with a 77-55 victory over San Jose State on Feb. 10. The Aztecs held the Spartans to 27.5 percent field goal shooting and forced 14 turnovers in cruising to the 22-point win. It marked the sixth time in the Brian Dutcher era that the Aztecs have held an opponent to 30.0 percent or less shooting from the field (6-0).
- Senior guard **Jordan Schakel** scored a game-high 24 points on the strength of six three-point field goals in the victory over the Spartans. This marked the 10th time this season (SDSU is 10-0) and the 18th time in his career he has scored 15+ points in a game (SDSU is 17-1). The senior has reached double figures in a career-high seven consecutive games (18.0 ppg), 25-of-52 three-point field goals (48.1 percent).
- For the first time in **Schakel's** 112-game career, the sharpshooter has scored 20+ points in consecutive games (23 vs. San Jose State on Feb. 8 and 24 vs. San Jose State on Feb. 10).
- Remarkably, senior guard **Terrell Gomez** recorded his 90th career double-digit scoring game last Wednesday with 13 points, five rebounds and three assists against the Spartans. It marked the fourth time in the last seven games that he has scored at least 10 points. In the last five games, Gomez has 15 assists and only one turnover.
- After failing to reach double figures in his first 12 career games, freshman guard **Lamont Butler** has scored 10 or more points in four of his last seven games (8.6 ppg). He has been more active of late, with 14 assists in his last four games, 13 steals in seven games and 23 rebounds in the last six games.

### SCHAKEL NAMED MW PLAYER OF THE WEEK

For averaging 23.5 points, 3.5 rebounds, 2.0 steals and 1.0 assist in a pair of wins over San Jose State last week, Jordan Schakel has been named the Mountain West Player of the Week. The award covers the week from Feb. 8 through Feb. 14.

The senior guard shot 13-of-27 from the field (48.1 percent), including 10-of-20 from three-point range (50.0 percent) and was 11-of-11 from the line to lead all scorers in wins of 85-54 and 77-55 last Monday and Wednesday, respectively.

In Monday's game against the Spartans, the Torrance, Calif., native was 5-of-10 from the field, including 4-of-7 from beyond the arc and was a perfect 9-of-9 from the line. He led all scorers with 23 points, grabbed three rebounds and led the squad with three steals.

In the second game, he scored a game-high 24 points on 8-of-17 field goals, 6-of-13 three pointers and 2-of-2 from the line. He grabbed four boards, dished out two assists and had a steal. With his sixth and final three-pointer of the game, he became just the fifth player in program history to make at least 200 three pointers.

Schakel accounted for 29 percent of the team's offensive output for the two-game series (47-of-162 points). He made 10 of the team's 16 threes (62.5 percent) and 13 of its 55 field goals (23.6 percent) against San Jose State.

Schakel is the only player in the Mountain West to be named its Player of the Week (POW) twice this season. Along with Matt Mitchell, who was the first POW of the season, San Diego State is the only school to earn the honor three times this year.

## MEDIA RELATIONS

### MEDIA RELATIONS OFFICE

Fowler Athletics Center  
5302 55th Street, Suite 3014  
San Diego, CA 92182  
Office: 619.594.5547  
Fax: 619.582.6541

### MIKE MAY

#### Senior Associate A.D. of Communications and Media Relations

Coaching Staff Interviews  
E-Mail: mmay@sdsu.edu  
Office: 619.594.5547  
Cell: 619.957.8372

### RICHARD STERN

#### Assistant Media Relations Director

Student-Athlete Interviews  
E-Mail: rstern@sdsu.edu  
Office: 619.594.5548  
Cell: 408.318.8111

### STAY CONNECTED

- Athletics Website: goaztecs.com
- Twitter: @GoAztecs / @Aztec\_MBB
- Facebook: facebook.com/goaztecs
- Instagram: @goaztecs
- YouTube: youtube.com/goaztecs.com

## SERIES VS. FRESNO STATE

Series: San Diego State leads, 64-56

Home (Viejas Arena) .....	40-20 (7-5)
Away (Save Mart Center) .....	22-33 (6-4)
Neutral (Thomas & Mack) .....	2-3 (1-2)
SDSU as Top 25 Team .....	5-0 (H: 2-0, A: 3-0)
vs. Top 25 Fresno Team .....	1-0 (H: 1-0)
MWC Era .....	San Diego State leads, 10-8
Dutcher vs. Fresno .....	3-4 (H: 1-2, A: 1-2, N: 1-0)

Date	SD	FS	Location	Score
J.5.40	*		San Diego (AG)	W 42-29
J.6.40	*		San Diego (AG)	W 62-24
J.10.41	*		San Diego (AG)	W 45-31
J.11.41	*		San Diego (AG)	W 45-31
J.24.41	*		Fresno	W 46-39
J.25.41	*		Fresno	W 52-38
F.6.42	*		San Diego (AG)	W 36-35
F.7.42	*		San Diego (AG)	W 37-26
F.20.42	*		Fresno	L 30-59
F.21.42	*		Fresno	W 48-46
J.18.46			San Diego (AG)	W 48-29
J.19.46			San Diego (AG)	W 57-33
F.8.46			Fresno	W 38-33
F.9.46			Fresno	W 52-40
J.10.47	*		Fresno	W 51-29
F.14.47	*		San Diego (AG)	W 45-31
F.15.47	*		San Diego (AG)	L 35-37
F.6.48	*		San Diego (AG)	W 43-38
F.7.48	*		San Diego (AG)	W 57-47
F.27.48	*		Fresno	L 64-70
J.14.49	*		Fresno	W 63-54
F.25.49	*		San Diego (AG)	W 71-51
F.18.50	*		Fresno	L 55-61
F.25.50	*		San Diego (AG)	W 84-65
J.13.51	*		San Diego (AG)	W 69-52
J.27.51	*		Fresno	W 54-49
J.12.53	*		San Diego (AG)	W 71-56
M.2.53	*		Fresno	W 82-79
J.9.54	*		San Diego (AG)	W 66-51
J.30.54	*		Fresno	W 78-67
J.29.55	*		Fresno	W 73-56
F.11.55	*		San Diego (AG)	W 82-64
J.27.56			Fresno	W 96-88
J.28.56			Fresno	L 86-88
F.8.57	*		San Diego (AG)	L 78-83
F.9.57	*		San Diego (AG)	L 55-71
J.10.58	*		San Diego (AG)	ot-W 73-71
J.31.58	*		Fresno	L 65-93
M.4.58	^	N	Los Angeles	ot-L 73-76
J.30.59	*		Fresno	L 59-73
F.20.59	*		San Diego (AG)	W 74-69
J.23.60	*		San Diego (AG)	L 57-61
J.29.60	*		Fresno	L 62-80
J.14.61	*		Fresno	L 53-54
F.18.61	*		San Diego (AG)	L 60-64
J.13.62	*		San Diego (PG)	L 65-77
F.17.62	*		Fresno	L 69-73
J.11.63	*		San Diego (PG)	ot-W 65-60
F.15.63	*		Fresno	L 56-64
J.11.64	*		Fresno	L 63-74
F.15.64	*		San Diego (PG)	L 61-68
J.16.65	*		San Diego (PG)	W 69-67
F.20.65	*		Fresno	L 72-90
J.14.66	*		Fresno	L 49-86
F.18.66	*		San Diego (PG)	W 69-66
J.14.67	*		San Diego (PG)	W 84-63
F.18.67	*		Fresno	L 62-76
J.12.68	*		Fresno	W 71-60
F.16.68	*		San Diego (PG)	W 86-70
J.11.69			San Diego (PG)	L 78-91
F.15.69			Fresno	L 69-87
J.30.70	*		San Diego (PG)	L 86-88
F.13.70	*		Fresno	L 91-100
J.30.71	*		Fresno	L 96-97
F.13.71	*		San Diego (PG)	W 106-95
F.4.72	*		San Diego (SA)	W 73-72
M.4.72	*		Fresno	W 90-80
J.13.73	*		Fresno	W 79-71
M.3.73	*		San Diego (SA)	W 76-75

## AZTECS JUMP BACK INTO THE AP TOP-25

Running its record to 15-4 after a pair of blowout victories over San Jose State last week, San Diego State men's basketball made its return to the Associated Press Top 25 Poll, coming in at No. 25. The Aztecs garnered 75 points and are the only Mountain West team ranked in this week's poll.

This week's appearances in the AP poll, announced on Feb. 15, marks the third week San Diego State has been ranked in the AP poll this season and the first time since the week of Dec. 14, 2020.

The Aztecs have appeared in the AP Poll five times on this date:

No. 6	Feb. 15, 2011
No. 13	Feb. 15, 2012
No. 5	Feb. 15, 2014
No. 4	Feb. 15, 2020
No. 25	Feb. 15, 2021

San Diego State appears in the poll for the 84th time since the start of the 2010-11 season, easily outdistancing all other California schools in weeks being ranked in that time frame. UCLA has appeared in the poll for 47 weeks, Saint Mary's 39 weeks, USC 14, and California 11, since the start of the 2010-11 season.

San Diego State spent 15 weeks in the AP poll last year, the third most in a season for the program, trailing only the 2010-11 team, which was ranked for 19 weeks, and the 2013-14 team, which appeared in the poll for 16 weeks.

## A SIX-GAME OFFENSIVE EXPLOSION

In its six-game stretch beginning at Air Force (1/22) and running through San Jose State (2/10), the Aztecs enjoyed an offensive explosion. Here are some facts about the streak:

- During the six-game streak San Diego State won each game by 22 or more points.
- San Diego State never trailed in the second half of any of the last six games.
- San Diego State outscored its opponent 536-357 (+179 points).
- San Diego State ran the Mountain West's longest active win streak to six games.
- San Diego State ran its win streak against team from California to 13 games (equaling USC for the longest active streak against California schools).

## MATT MITCHELL PLACES HIS NAME AMONG THE GREAT AZTECS

Senior forward **Matt Mitchell** has one of the most well rounded games in Aztec history and on Jan. 30, versus Wyoming, he cemented his place in the record book. With his first two rebounds, the Riverside, Calif. native, became just the third player in program history to reach the career marks of 1,000 points (1,318 total), 500 rebounds (502), 200 assists (206) and 100 steals (112). He joins Trey Kell (2015-18) and Winston Shepard (2013-16) on the list.

If you remove steals from the equation, which became an official stat in the 1985-86 season, look at the 574 letterwinner in program history and then dig deeper into the 35 players who have scored at least 1,000 point in their careers, the accomplishment is even more impressive.

- Only 14 players have scored 1,000 points and grabbed 500 rebounds (including Mitchell, Kell & Shepard).
- Only nine players have scored 1,000 points and dished out 200 assists (including Mitchell, Kell & Shepard).

Add the steals element back in:

- Only seven players have scored 1,000 points, dished out 200 assists and had 100 steals (including Mitchell, Kell & Shepard).
- Only six players have scored 1,000 points, grabbed 500 rebounds and had 100 steals (including Mitchell, Kell & Shepard).
- In the now 100 year of Aztec basketball and 574 letterwinners, only three players have scored 1,000 points, grabbed 500 rebounds, dished out 200 assists and had 100 steals...Matt Mitchell, Trey Kell & Winston Shepard.

## MORE MITCHELL

Senior forward Matt Mitchell has not only placed his name among the legendary Aztecs by becoming the third player in program history to score 1,000 points, grab 500 rebounds, dish out 200 assist and have 100 steals, but he name is all over the San Diego State career, single season and freshman record books.

- On the career lists, he ranks in the top-20 of 17 categories, in the top-15 of 13 categories & in the top-10 of eight categories.
- On the single season lists, he ranks in the top-20 of three categories, in the top-10 of two categories & in the top-5 of one category.
- On the freshman list, he ranks in the top-10 of ten categories & in the top-5 of three categories

## 30 TO THE THIRD POWER

In its games at Air Force (Jan. 22 & 24) and against Wyoming (Jan. 28), San Diego State ripped off three consecutive conference victories, each by at least 30 points. It was just the 10th time that a Division I school has done that in the last 25 seasons.

Below is a look at those occurrences at how those teams have ended the season.

Rk.	Program	Season	No.	Final Record	Postseason
1.	Belmont	2010-11	4	30-5	NCAA, Second Round
2.	San Diego State	2020-21	3		
	Utah State	2020-21	3		
	Gonzaga	2017-18	3	32-5	NCAA, Regional Semifinal
	Texas Southern	2012-13	3	17-14	
	Belmont	2012-13	3	26-7	NCAA, Second Round
	Texas Southern	2011-12	3	15-18	
	Louisville	2004-05	3	33-5	NCAA, Final Four
	Louisville	2003-04	3	20-10	NCAA, First Round
	Duke	2001-02	3	31-4	NCAA, Regional Semifinal

## CALIFORNIA DREAMIN' FOR SDSU...CALIFORNIA NIGHTMARE FOR IN-STATE OPPONENTS

- San Diego State opened the 2020-21 season hosting three Division I in-state foes in UCLA, UC Irvine, and Pepperdine, and on Dec. 22 played Saint Mary's in a neutral site game, defeated each, and is scheduled to play a total of eight regular-season games against California Division I schools.
- Since the start of the Coach Dutcher era (1999-2000), the Aztecs are 113-33 (.773) against 24 of the other 25 current Division I schools in California (SDSU has not played Cal Baptist), and have a winning record against all but three of those 24 opponents.
- In the last 84 home games against the those same 24 opponents, and also starting in 1999-2000, San Diego State is 74-11 (.870).
- In program history against the 24 schools, the Aztecs are 447-323 (.581) overall, and SDSU has a winning record against 19 of those 24 programs.

## ROAD (AND NEUTRAL) WARRIORS

With one more regular season road series in conference play, here are some road and neutral site facts about San Diego State:

- San Diego State had the nation's longest road winning streak (13 games, dating back to the 2018-19 season) halted at Utah State (1/14), the same program that ended SDSU's longest road/neutral streak (16) in the nation in its final game of the 2019-20 campaign.
- Since the start of the 2010-11 season, San Diego State's 75-45 (.625) record in road games is the ninth best in the nation.
- Last season the Aztecs' 16 road/neutral road wins were the most in the nation.
- San Diego State's 11-0 road record last season was the best in the nation and its 11 true road wins were tied for the third most in the nation behind Vermont (12-3) and Stephen F. Austin (12-2).
- In its last seven neutral site games, San Diego State is 6-1, with its only loss coming against Utah State in the championship game of the 2020 Mountain West tournament.

## REWIND, THE 2019-20 SEASON

- San Diego State is coming off a magical season that saw the Aztecs win their first 26 games of the season en route to a 30-2 record, a Mountain West Conference regular season title (record 12th league crown) and a climb to No. 4 in the Associated Press poll for five weeks before ending the campaign at No. 6. SDSU was the only team in the nation not to lose a road game in 2019-20, finishing the year 11-0 away from Viejas Arena.
- The USA Today National Coach of the Year last year, **Brian Dutcher** begins his fourth season at the helm of the San Diego State men's basketball program. He has an overall record of 85-30 in three-plus seasons and has led SDSU to the conference championship game in each of his three seasons. In 2018, he was the only first-year coach to lead his team to the NCAA tournament and in 96 previous seasons of Aztec basketball, no head coach had won more games and/or won a conference title in his first year until Dutcher accomplished the feat. In addition, Dutcher is the first Aztecs' men's basketball coach to win 20+ games in each of his first three seasons.
- Dutcher welcomes back three returning starters in seniors forward **Matt Mitchell** (12.2 pts., 4.8 rebs., 1.7 ast. in 2019-20) and guard **Jordan Schakel** (10.0 pts., 3.4 rebs, 43.6 percent three-point shooting) and junior forward **Nathan Mensah** (6.9 pts., 6.8 rebs., 1.6 blks.). Mitchell and Schakel played in all 32 games (Mitchell started the final 19 and Schakel started 31) with Mensah appearing 13 times, all starts, before in injury prematurely ended his season.
- The Aztecs are picked to finish in first place in the preseason poll of the Mountain West media. SDSU has finished either first or second in the Mountain West preseason poll in each of the last seven years. It is also the 12th time in the last 16 seasons San Diego State has been picked first or second in the poll. All 12 times, additionally, have occurred in the last 16 years.

## A WHALE OF A HALF VS. WYOMING

With its 63 points in the first half against Wyoming (1/28), the Aztecs tied the record for most first half points in a Mountain West game in league history, matching Wyoming in a game against UNLV on Jan. 31, 2000.

In addition:

- The 63 first half points are the most for the Aztecs since also scoring 63 against Saint Katherine on Dec. 27, 2013.
- The 63 first half points are the most by any Division I team in a conference game this season.
- The 33-point first-half lead (63-30) was SDSU's sixth-largest lead at the half since the 1996-97 season. Two of San Diego State's six largest leads at the half have come in the last week (also last Friday (Jan. 22) at Air Force where SDSU led by 36 at 52-16).
- The 33-point first-half lead is tied for the fourth-largest lead at the half in a Mountain West game in league history. SDSU has two of the largest first half leads, each of which have come in the last week (also last Friday (Jan. 22) at Air Force where SDSU led by 36 at 52-16).

## OFFENSIVE EXPLOSION AT AIR FORCE

In its two games at Air Force three weeks ago, the Aztecs totals 189 total points (98 points on Jan. 22 & 91 points on Jan. 24).

- The 98 points on Jan. 22 equals the most by an Aztec team in a Mountain West game (also at TCU on March 3, 2012).
- The 98 points on Jan. 22 are the most in a game for SDSU since it totaled 99 against Cal State Dominguez Hills on Dec. 12, 2018.
- The 189 point total are the most by SDSU in successive games since it totals 189 points against Cal State Dominguez Hills on Dec. 12, 2018 (99 pts) and 90 points versus Brigham Young on Dec. 22, 2018. The team also recorded 189 points in back-to-back games with 118 points on Dec. 27, 2013 versus St. Katherine and 71 points at Colorado State on Jan. 1, 2014.
- The 189 points are the most by an Aztec team in back-to-back Mountain West games (since 1999-00).
- The 189 points are the most against a single Mountain West opponent in a two-game regular season series.

## OFFENSE BLISTERED WYOMING IN TWO-GAME SERIES

In its two games against Wyoming two weeks ago, the San Diego State offense stayed red hot.

- In its two games the Aztecs totaled 185 points (98 points on Jan. 28 & 87 points on Jan. 30).
- The 98 points on Jan. 28 matched a team record for points in a Mountain West game (equaled from a game six days prior and at TCU on March 3, 2012).
- In the series sweep, San Diego State outscored the Cowboys, 185-128 and the Aztecs also shot 57.9 percent from the field (70-for-121), including 50 percent from 3-point range (22-for-44).
- The Aztecs outscored Wyoming, 80-32, in the paint tonight.
- SDSU outscored the Cowboys, 29-14, off turnovers over the two games.
- San Diego State's bench outscored Wyoming's 78-44 in the series sweep.
- The Aztecs played 14 players in each game of the series and had 10 in each game score at least two points.

## SERIES VS. FRESNO STATE (continued)

J.19.74	*San Diego (PG)	W	57-56
F.16.74	*Fresno	W	80-78
J.30.75	*San Diego (PG)	W	73-60
M.2.75	*Fresno (d)	L	64-68
J.31.76	*San Diego (PG)	W	103-84
F.26.76	*Fresno	L	82-87
J.27.77	*Fresno	L	61-77
F.19.77	*San Diego (PG)	W	80-58
M.2.77	^San Diego (PG) (1R)	W	51-41
J.21.78	*Fresno	L	49-59
F.16.78	*San Diego (SA)	W	45-41
D.28.85	San Diego (SA) (HB)	L	49-61
J.30.93	*San Diego (PG) (d)	L	67-72
F.6.93	*Fresno	L	70-78
J.27.94	*Fresno	L	59-76
F.3.94	*San Diego (PG)	L	79-93
J.21.95	*San Diego (PG)	L	65-69
F.11.95	*Fresno	L	58-66
M.8.95	^N-Albuquerque (1R)	W	71-57
J.18.96	*Fresno	L	67-79
F.8.96	*San Diego (SA)	ot-L	89-99
J.30.97	*Fresno	L	71-87
M.1.97	*San Diego (SA) (d)	L	92-103
J.31.98	*San Diego (CA)	L	94-97
F.26.98	*Fresno	L	70-86
M.5.98	^N-Las Vegas (QF)	L	57-92
J.28.99	*Fresno	L	80-101
F.25.99	*San Diego (CA)	L	84-95
N.27.00	Fresno	L	62-70
D.8.01	21 San Diego (CA)	W	93-78
N.11.07	Fresno (d) (WV)	W	89-72
N.22.08	San Diego (CA) (d)	W	80-56
N.23.09	Fresno (WV)	W	62-58
J.9.13	16 *Fresno	W	65-62
F.9.13	*San Diego (VA) (d)	W	75-53
J.15.14	10 *San Diego (VA)	W	68-60
M.1.14	13 *Fresno	W	82-67
J.3.15	*Fresno	L	57-59
J.27.15	*San Diego (VA)	W	58-47
J.19.16	*San Diego (VA)	ot-W	73-67
F.10.16	*Fresno	L	57-58
M.12.16	^N-Las Vegas (CH) (d)	L	63-68
F.4.17	*Fresno (d)	W	70-67
F.22.17	*San Diego (VA)	L	55-63
J.17.18	*San Diego (VA)	L	73-77
F.6.18	*Fresno	L	61-79
M.8.18	^N-Las Vegas (QF) (d)	W	64-52
J.22.19	*Fresno	L	62-66
M.6.19	*San Diego (VA)	L	74-76
J.1.20	13 *San Diego (VA) (d)	W	61-52
J.14.20	7 *Fresno	W	64-55

d - day game, N - Neutral site, AG - Aztecs Gym, PG - Peterson Gym, SA - Sports Arena, CA - Cox Arena, VA - Viejas Arena, QF - Quarterfinal, CH - Championship, WV - World Vision Classic, WW - West Coast Classic, 1R - First Round, \* - Mountain West game. The number to the left of the location denotes AP national ranking at game time.

## ELITE LEADER

In his first three-plus seasons, head coach Brian Dutcher has led the Aztecs to 88 wins, the most by any SDSU coach in the now 100th season of basketball on The Mesa.

Since the start of the 2017-18 season only two first-time head coaches who were hired that year, have amassed at least 85 victories (through games of Feb. 10):

1. **Brian Dutcher, San Diego State (88)**
2. **Bob Richey, Furman (85)**

## 2020-21 MW STANDINGS (through 2/14/21)

	Conference			Overall		
	W	L	Pct.	W	L	Pct
Utah State (rv/rv)	11	2	.846	14	5	.737
Boise State (-/rv)	12	3	.800	16	4	.800
Colorado State	11	3	.786	14	4	.778
<b>San Diego St. (25/rv)</b>	<b>9</b>	<b>3</b>	<b>.750</b>	<b>15</b>	<b>4</b>	<b>.789</b>
Nevada	9	5	.643	14	7	.667
Fresno State	7	7	.500	9	7	.563
UNLV	5	7	.417	8	11	.421
Wyoming	4	8	.333	10	9	.526
San Jose State	3	11	.214	5	13	.278
Air Force	2	14	.125	4	16	.200
New Mexico	1	11	.083	5	11	.313

## 2020-21 MW PREDICTED ORDER OF FINISH

Place	Team	Points (1st place votes)
1.	<b>San Diego State</b>	<b>211 (14)</b>
2.	Boise State	188 (4)
3.	Utah State	177 (2)
4.	UNLV	160
5.	Colorado State	141
6.	Nevada	114
7.	New Mexico	106
8.	Fresno State	93
9.	Wyoming	59
10.	Air Force	39
11.	San Jose State	32

## 2020-21 MW PRESEASON AWARDS

### Preseason All-Conference Team

#### Matt Mitchell, Sr., F, San Diego State

Derrick Alston Jr., Sr., G, Boise State  
 Isaiah Stevens, So., G, Colorado State  
 Bryce Hamilton, Jr., G, UNLV  
 Neemias Queta, Jr., C, Utah State

### Preseason Player of the Year

Derrick Alston Jr., Sr., G, Boise State

### Preseason Newcomer of the Year

David Jenkins, Jr., G, UNLV

### Preseason Freshman of the Year

Nick Blake, G, UNLV

## SERIES HISTORY VS. MOUNTAIN WEST

### VS. CURRENT MEMBERSHIP

School	All-Time		MWC*	Streak
	W-L	W-L	W-L	
Air Force	61-24	31-14	Won 5	
Boise State	15-7	14-7	Won 4	
Colorado State	46-42	34-15	Won 1	
<b>Fresno State</b>	<b>64-56</b>	<b>10-8</b>	<b>Won 2</b>	
Nevada	21-6	16-3	Won 5	
New Mexico	42-48	25-22	Won 2	
San Jose State	43-35	13-1	Won 7	
UNLV	37-37	33-20	Lost 1	
Utah State	13-8	13-5	Lost 3	
Wyoming	46-41	28-17	Won 5	
<b>TOTALS</b>	<b>388-304</b>	<b>217-112</b>	<b>Won 6</b>	

\* - includes Mountain West Conference tournament games

## BUTLER HAS A NIGHT IN LOGAN

True freshman guard Lamont Butler had a breakout game at Utah State on Jan. 16

- Butler set season-highs with 13 points, the first double digit scoring effort of his college career, 5 assists and 25 minutes.
- Butler's 13 points are the most by an Aztec true freshman, since Matt Mitchell's 17 points at Air Force on Feb. 21, 2018.
- Nationally, Butler is one of three freshmen this year to record at least 13 points and have five steals in a game.
- Butler is one of three Aztec true freshmen since the start of the 1996-97 season to record at least 13 points and 5 steals in a game (other are Kyle Spain & Richie Williams in 2005-06).
- Butler is the on player to compile at least 13 point and 5 rebounds off the bench for SDSU, regardless of class in the last 25 years.

## AMONG THE MOUNTAIN WEST'S BEST

San Diego State is pacing at an elite level in the Mountain West in games played through Feb. 14, 2021.

- The Aztecs lead the conference in scoring defense (60.3 ppg), scoring margin (+15.1), assist-to-turnover ratio (1.32:1), turnover margin (+3.89/g), turnovers forced (15.5/g), total steals (157), and steals per game (8.3).
- SDSU ranks second in field goal percentage defense (.390), three-point field goal percentage (.381), three-point field goals per game (9.4), three-point field goals made (178), rebound defense (31.2), rebound margin (+6.0), fewest turnovers (221), winning percentage (.789), and assists per game (15.4).
- The Aztecs are third in the Mountain West in three-point field goal attempts (467), scoring offense (75.4), rebounding offense (37.2), assists (292), turnovers per game (11.6).

## TOP-25 FACTS

- From the start of the 2010-11 season to the week of Dec. 20, 2020, San Diego State's 83 appearances in the AP poll are the most of any school in California and which also ranks as the 21st most nationally. The California program with the second most appearances in that time frame is UCLA with 45 and Saint Mary's 39 are the third most. Other than those three, no other men's basketball team in California has appeared in the AP poll more than 12 times.
- The Aztecs have receiving votes in each poll from the outset of the 2020-21 season and first appeared in the AP poll, at No. 24, on Dec. 7, moved up to No. 18 and made its debut in the Coaches poll, as well, at No. 20.
- Dec. 10's game was the second time San Diego State has played a ranked Arizona State team. The previous match-up came on Nov. 18, 2008 in Tempe. The No. 15 Sun Devils defeated SDSU 59-52.
- Head coach Brian Dutcher has a 7-4 record against top-25 competition, with the two most recent victories coming in the team's 2020-21 season opener, a 73-58 victory over No. 22 UCLA and its 80-68 win at No. 23 Arizona State.
- San Diego State spent 15 consecutive weeks in the AP Top-25 Poll last season, the program's third longest single season consecutive week streak trailing the 2010-11 squad which spent 19 straight weeks and the 2013-14 team which was spent 16 consecutive weeks ranked in the top-25.
- San Diego State's longest consecutive streak of weeks being ranked in the AP Top-25 is 22 straight polls (Dec. 2, 2013 to Dec. 15, 2014).
- Reaching No. 4 in the 2019-20 season, the Aztecs spent five weeks there establishing program records for consecutive weeks at that ranking and for the most weeks, in a season, at that rank.
- The Aztecs debuted at No. 25 on Dec. 9, 2019 and then went to 20 to 15 to 13 to 7 to 7 to 4 to 4 to 4 to 4 to 5 to 5 to 6 and finished at No. 6.
- San Diego State entered the top-25 in both the AP and Coaches polls on Dec. 9, 2019 at No. 25 and No. 24, respectively. It was the first time since Feb. 23, 2015, the team had been ranked in the AP poll.
- In total, the Aztecs have appeared in the AP Poll for 83 weeks, and all have come since the start of the 2010-11 campaign, which is tied for the 19th most appearances in the poll during the last 10 seasons.
- Prior to the 2019-20 season, the last time the Aztecs had been ranked in the Coaches Poll was March 9, 2015.
- Prior to last season, the Aztecs had been ranked in the top-5 of the AP poll four times. In 2019-20 they were ranked in the top-5 10 straight weeks.

## DUTCHER KEEPS THE BALL ROLLING ON

Brian Dutcher has been on The Mesa for 22 seasons, 18 of them as the top man on San Diego State Hall of Fame Head Coach Steve Fisher's bench. In that time he experienced 472 victories, 10 Mountain West titles and helped the Aztecs to 13 postseason tournaments, including eight NCAA appearances and a pair of Sweet 16 berths (2011, 2014).

- Since his ascension to the top job prior to the 2017-18 season, he has captured two more Mountain West crowns and guided his team to the championship game in the league tournament three times.
  - In his inaugural campaign, in 2017-18, he was the only first-year Division I head coach to guide his team to the NCAA Tournament.
  - He is the only head coach in program history to win at least 20 games in each of his first three seasons.
  - His 73 wins in his first three seasons are a program record for victories in a coach's first three campaigns.
  - **His 87 wins to date are the most of any first time head coach who started at his current institution at the start of the 2017-18 season.**
- His 2019-20 team was arguably one of the best in program history:
- They opened with a 26-game winning streak, a program record and the longest streak in Division I last year, and were the last unbeaten team in the nation for all or part of 39 days.
  - Spent 15 weeks ranked reaching No. 4 in both national polls, and remained there for a program-record five weeks, before finishing at No. 6.
  - Went 17-1 in Mountain West action, a MW record for league wins, and opened with 15 straight MW victories, also a MW conference record.
  - Finished with a 30-2 mark; the third most wins in program history and its two losses are the fewest for an SDSU team in its DI era (since 1970-71).
  - The Aztecs were the only team to end the regular season with just one loss (28-1) and were one of three teams (Gonzaga & Dayton) to end the year with two losses.
  - San Diego State's two losses came by a combined six points and 23 of its 30 wins came by 10 points or more.
  - Following the 2019-20 season, Dutcher was named the *USA Today* National Coach of the Year, the NABC District 17 & USBWA District IX Coach of the Year, the Mountain West Coach of the Year (by votes of both the media and coaches) and was one of four finalist for the 2020 Werner Ladder Naismith Men's College Coach of the Year Award.

## PLAYER TIDBITS

Senior Forward **Matt Mitchell**

Overall: 15.0 points, 5.3 rebounds, 2.3 assists, 44.9 FG%

**Mountain West Player of the Week (Nov. 30)**

**Preseason All-Mountain West**

**Julius Erving Small Forward of the Year Preseason Watch List**

**Julius Erving Small Forward of the Year Midseason Final 10**

- His 1,325 career points are No. 10 on the SDSU all-time scoring list and rank 68th among active players in Division I.
- His next start will be the 100th of his career & will be the 13th player in program history of start at least 100 games.
- In the Nevada series, he averaged 20 pts & 9 rebs, and went 20-of-21 from the line.
- With 20 points and 10 rebounds vs. Nevada (1/7), notched the second double-double of his college career.
- Competed in 100th collegiate game of his career in the 2020-21 season opener vs. No. 22/21 UCLA (11/25) where he led the team w/15 pts (SDSU is 24-2 when he scores at least 15 pts in a game).
- His 35 points vs. Brigham Young (12/18) are a career-high, the most in the Mountain West against Division I opposition this season, and the most since Malachi Flynn scored 36 at Nevada (2/22/20).
- His 35 points against Brigham Young are the T-20th-most single game total this season against a Division I opponent.
- Has scored in double digits in 15 of the 16 games in which he has appeared this season.
- 12 free throws and 15 free throw attempts at Arizona State leads the team and the MW for a single game this season.
- In the MW is No. 8 in scoring (15.0/g), No. 5 in free throw percentage (.813) and No. 15 in rebounds (5.31/g).
- Nationally, among top-100 rankings is No. 68 - Free Throws (74) and No. 98 - free throw attempts (91).
- Has scored in double figures in 30 of his last 35 games and in those 30 games is averaging 16.1 points.
- In his career (115 games) he has reached double figure scoring 72 times & in those games SDSU has a 55-17 record.
- His 115-career games rank No. 92 among active players in Division I.
- Ranks in the top-20 of the San Diego State career record book in 17 statistical categories, is in the top-15 in 13 and in the top-10 in 8.
- Versus Wyoming (1/30) became the third player in program history (100 years) to compile 1,000 points, 500 rebounds, 200 assists and 100 steals. (Trey Kell & Winston Shepard).

Senior Guard **Jordan Schakel**

Overall: 14.7 points, 3.8 rebounds, 1.2 assists, 46.2 FG%

**Mountain West Player of the Week (Dec. 14)**

**Mountain West Player of the Week (Feb. 15)**

- Is the only player in the Mountain West to earn the Player of the Week honor multiple times this season.
- Is 88 points from becoming the 35th player in program history to score 1,000 points in his Aztec career.
- Totaled career-bests w/28 points, including 8 three pointers vs. Colorado State (1/4) and has 15 or more points in seven of 15 games this season and has reached double figure scoring in 10 games this year.
- Recorded a then career-high 25 points in the team's victory at No. 23 Arizona State
- For his career, when he scores in double figures the Aztecs are 39-5 and are 17-1 in games in which he scores at least 15 points.
- His .420 (200-of-476) career three-point shooting percentage ranks No. 23 among active players in Division I, but among those that have made at least 200 threes he ranks No. 5.
- Ranks No. 1 in the program in career FT percentage (.8666), No. 2 in 3FG percentage (.4201) & No. 5 in three-point FGs (200).
- Is the fifth player in program history to make at least 200 three-pointers in his Aztec career.
- Has 57 games with multiple threes and SDSU is 47-10 in those contests.
- Nearly 70 percent (.687) of his career hoops (200-of-291) are from the bonus distance & this year 58-of-90 (.644) buckets are treys.
- Has played 2,491 career minutes and committed just 56 turnovers (0.89 turnovers per 40 minutes played) and has a 1.6:1 career assist-to-turnover ratio.
- Has reached double figure scoring in 34 of the last 51 games after reaching that plateau just 10 times in the previous 61 games.
- At Utah State (1/16) made four two-point buckets and one three pointer. It was just the eighth time, in 112 career games, that he made three or more two-point buckets more than three-pointers. It was the second time this season (other vs. Pepperdine on Dec. 6).
- Nationally, among the top-100 rankings is No. 9 in three-point FG percentage (.450), No. 18 in three-point FG per game (3.05/g), No. 22 in three-point FG (58), & No. 54 in three-point FG attempts (129).
- In the Mountain West, ranks No. 1 in three-point FG percentage (.450), No. 1 in three-point FGs (3.05/g), and No. 12 in scoring (14.74/g).
- His 8 three pointers against Colorado State (1/4) are the most in a game among all Mountain West performers this year.

Junior Forward **Nathan Mensah**

Overall: 9.4 points, 6.6 rebounds, 1.5 blocks, 59.3 FG%

- Reached double figure scoring in four straight games (from Jan. 4 through Jan. 14), the longest such streak in his career, averaging 13.8 pts (63.6 percent), 7.5 rebs. & 2.0 blocks
- Averages 12.1 rebounds per 40 minutes played for his career (401 rebs in 1,312 minutes).
- Set career-highs with 18 points and 6 blocks vs. Saint Mary's (12/22).
- Established a then career-high with 17 points and a career-best 15 rebounds at No. 23 Arizona State (12/10).
- Defensive stopper on the back line who can erase mistakes by perimeter defenders.
- Ranks No. 10 on the program's career blocked shots list (90).
- Has recorded six, three, three and three blocks in 4 of the last 7 games (at No. 23 Arizona State, vs. Brigham Young, vs. Saint Mary's & Colorado State-1/4) and is one of two players in the MW, this year, to have four games of at least three blocks.
- Is one of six players this season to record at least three blocks, 17 points and 15 rebounds in a game this year (at No. 23 Arizona State).
- He became the first Aztec player in at least 25 seasons to produce a game with at least 18 points, 13 rebounds and six blocked shots (vs. Saint Mary's). He is one of just two players to do it in Division I basketball this season (also: Charles Basseby, Western Kentucky).
- Led the nation in 2019-20 with a .617 field goal percentage among player who appeared in no more than 13 games and were on the court for at least 20 minutes per game.
- In 34 games in his freshman season (2018-19) he had four double digit rebounding games. In his last season in 14 games he had three, including a then career-high 12 boards vs. San Jose State (12-8-19) and twice this season (at Arizona State & vs. Saint Mary's).
- In 19 games this year, he is shooting a team-best .593 (70-of-118) from the floor and has attempted the first three three-pointers of his career.
- Played the first 13 games in 2019-20 before an injury ended his season, but in that time he upped his rebounds and points per game from his freshman to sophomore season from 5.5-to-6.8 and 5.6-to-6.9, respectively. In Mountain West games the improvement was even more

## SDSU CAREER RECORD BOOK

### POINTS

Rk	Name	Years	GP	3FG
1.	Brandon Heath	04-05-06-07	125	2,189
-----				
9.	Bob Brady	52-53-54	74	1,389
10.	Matt Mitchell	18-19-20-21	115	1,325

### THREE-POINT FIELD GOALS (in existence since 1986-87 season)

Rk	Name	Years	GP	3FG
1.	Brandon Heath	04-05-06-07	125	281
-----				
4.	D.J. Gay	08-09-10-11	140	219
5.	Jordan Schakel	18-19-20-21	112	200
6.	John Sharper	03-04-05-06	119	166
7.	Matt Mitchell	18-19-20-21	115	159

### THREE-POINT FG ATTEMPTS (in existence since 1986-87 season)

Rk	Name	Years	GP	3FGA
1.	Brandon Heath	04-05-06-07	125	798
-----				
5.	Trey Kell	15-16-17-18	134	485
6.	Jordan Schakel	18-19-20-21	112	476
7.	Jeremy Hensley	16-17-18-19	134	443
8.	Matt Mitchell	18-19-20-21	115	437

### THREE-POINT FIELD GOAL PERCENTAGE (min. 40 career three-point FG)

Rk	Name	Years	3FG/3FGA	3FG%
1.	Tony Ross	87-88-89	270/589	45.84
2.	Jordan Schakel	18-19-20-21	200/476	42.10
3.	Al Faux	01-02	106/256	41.41
-----				
14.	Tony Clark	92-93	52/142	36.62
15.	Matt Mitchell	18-19-20-21	159/437	36.38

### FREE THROWS

Rk	Name	Years	GP	3FGA
1.	Michael Cage	81-82-83-84	112	488
-----				
12.	two players			331
14.	Matt Mitchell	18-19-20-21	115	312

### FREE THROW PERCENTAGE (min. 40 career free throws)

Rk	Name	Years	FT/FTA	FT%
1.	Jordan Schakel	18-19-20-21	130/150	86.66
2.	Malachi Flynn	20	120/140	85.71
3.	Kim Goetz	78-79	135/158	85.44
-----				
8.	Mohamed Akubar	06-07	186/226	82.30
9.	Matt Mitchell	18-19-20-21	312/388	80.41

### BLOCKS (since 1978-79 season)

Rk.	Player	Years	GP	Blks
1.	Skylar Spencer	13-14-15-16	144	303
-----				
9.	Marelo Correa	97-98-99-00-01	112	100
10.	Nathan Mensah	19-20-21	66	90

### GAMES STARTED (since 1980-81 season)

Rk	Name	Years	GP	GS
1.	Billy White	08-09-10-11	134	124
-----				
12.	Winston Shepard	13-14-15	139	101
13.	Matt Mitchell	18-19-20-21	115	99

### VICTORIES (since 1975-76 season)

Rk	Name	Years	GP	Wins
1.	Skylar Spencer	13-14-15-16	144	109
-----				
8.	Jeremy Hensley	16-17-18-19	134	87
9.	Matt Mitchell	18-19-20-20	115	86
-----				
11.	three players			85
13.	Jordan Schakel	18-19-20-21	112	82

## SDSU AS A NATIONALLY RANKED TEAM

Date*	AP	Pts.	CO	Rcrrd.	Wks.
<b>2010-11 season - 19 weeks   Highest Rank: 4   Final Rank: 6</b>					
Oct. 28, 2010	25	158	--	0-0	PS 1
Nov. 15, 2010	25	162	--	1-0	2
Nov. 22, 2010	18	567	22	4-0	3
Nov. 29, 2010	17	594	19	6-0	4
Dec. 6, 2010	14	759	15	8-0	5
Dec. 13, 2010	11	914	10	10-0	6
Dec. 20, 2010	7	1,134	7	12-0	7
Dec. 27, 2010	7	1,157	7	14-0	8
Jan. 3, 2011	6	1,198	6	15-0	9
Jan. 10, 2011	6	1,249	6	17-0	10
Jan. 17, 2011	6	1,294	6	19-0	11
Jan. 24, 2011	4	1,386	4	20-0	12
Jan. 31, 2011	7	1,218	7	21-1	13
Feb. 7, 2011	6	1,259	6	23-1	14
Feb. 14, 2011	6	1,256	6	25-1	15
Feb. 21, 2011	6	1,327	4	27-1	16
Feb. 28, 2011	9	1,151	9	27-2	17
Mar. 7, 2011	7	1,197	6	29-2	18
Mar. 14, 2011	6	1,322	5	32-2	F 19

### 2011-12 season - 12 weeks | Highest Rank: 13 | Final Rank: 22

Dec. 26, 2011	25	119	--	11-2	1
Jan. 2, 2012	24	196	25	12-2	2
Jan. 9, 2012	22	313	22	13-2	3
Jan. 16, 2012	16	621	16	15-2	4
Jan. 23, 2012	13	832	12	17-2	5
Jan. 30, 2012	17	566	17	18-3	6
Feb. 6, 2012	13	728	14	20-3	7
Feb. 13, 2012	13	688	15	20-4	8
Feb. 20, 2012	24	176	25	20-6	9
Feb. 27, 2012	21	304	23	22-6	10
Mar. 5, 2012	18	441	21	24-6	11
Mar. 12, 2012	22	223	23	26-7	F 12

### 2012-13 season - 12 weeks | Highest Rank: 15

Oct. 26, 2012	20	463	20	0-0	PS 13
Nov. 12, 2012	25	128	23	0-1	14
Nov. 19, 2012	25	98	25	2-1	15
Nov. 26, 2012	23	182	21	4-1	16
Dec. 3, 2012	17	410	15	5-1	17
Dec. 10, 2012	18	491	15	7-1	18
Dec. 17, 2012	18	493	15	8-1	19
Dec. 24, 2012	17	557	16	11-1	20
Dec. 31, 2012	19	437	17	11-2	21
Jan. 7, 2013	16	591	15	12-2	22
Jan. 14, 2013	15	704	14	14-2	23
Jan. 28, 2013	22	302	20	16-4	1

### 2013-14 season - 16 weeks | Highest Rank: 5 | Final Rank: 13

Dec. 2, 2013	24	150	--	5-1	1
Dec. 9, 2013	25	159	24	7-1	2
Dec. 16, 2013	24	176	23	7-1	3
Dec. 23, 2013	20	378	20	9-1	4
Dec. 30, 2013	21	371	19	10-1	5
Jan. 6, 2014	13	823	15	12-1	6
Jan. 13, 2014	10	1,020	11	14-1	7
Jan. 20, 2014	7	1,211	7	16-1	8
Jan. 27, 2014	5	1,337	5	18-1	9
Feb. 3, 2014	5	1,370	5	19-1	10
Feb. 10, 2014	5	1,373	5	21-1	11
Feb. 17, 2014	6	1,232	7	22-2	12
Feb. 24, 2014	13	886	13	23-3	13
Mar. 3, 2014	10	995	10	25-3	14
Mar. 10, 2014	8	1,143	7	27-3	15
Mar. 17, 2014	13	890	11	29-4	F 16

\* - indicates date of poll. PS - preseason ranking. F - final ranking.  
Continued in the column on the next page.

stark; rebounds went from 5.8-to-9.5 and points from 6.1-to-9.0.

- Had a streak of 11 straight games with at least one block, from Dec. 2, 2020 to Jan. 16, 2021, which equaled his career-best streak from Nov. 13-Dec. 28, 2019.

#### Senior Guard **Terrell Gomez**

Overall: 8.2 points, 1.5 rebounds, 2.6 assists, 40.4 FG%

- Scored a season-high 19 pts vs. Colorado State (1/2).
- Grabbed a season-best 5 rebounds vs. Nevada (1/9).
- A grad transfer from CSUN with one year of eligibility: first-team All-Big West (2018-19 & 2019-20), was the 2017-18 Big West Freshman of the Year and is one of the elite scorers in the nation.
- Nationally, among active career leaders, ranks No. 6 in free throw percentage at .890, No. 3 in three pointers (332), No. 6 in three-point FG attempts (762) and No. 11 in scoring with 1,793 points.
- Since the start of the 1996-97 season, was only the second player in college basketball to have made at least 300 treys, shot at least .437 from the bonus distance, and done so in less than 100 games (John Jenkins, Vanderbilt).
- Is one of four player, since the start of the 1996-97 season, to have a FT percentage of at least .893 & to have hit 300 threes in his college career.
- Appeared in the 100th game of his college career vs. Pepperdine (12/6) and started the 100th game of his career vs. Wyoming (1/28). He has started all but 12 of his 115 games as a collegian.
- Among MW players is ranked No. 9 in three-point FG (2.05/g) & No. 15 in assists (2.63/g).
- With 332 treys he is one of only three active players to have made 330 three pointers (also 352 - Jhivvan Jackson, UTSA, 337 - Jordan Bohannon, Iowa).
- Has appeared in the scoring column in 112-of-115 career games (97.4 percent).

#### Senior Guard **Trey Pulliam**

Overall: 5.4 points, 3.2 assists, 3.3 rebounds, 36.8FG%

- Scored the game winner on a runner off the glass as time expired vs. Nevada (1/9). It was the first SDSU buzzer beater in Viejas Arena.
- Has started each of the first 19 games after coming off the bench in all 32 games last season.
- Has more turnovers than assists in just 6-of-51 career games.
- Has a career assist-to-turnover ratio of 2.3:1 this season.
- In his last 24 games has a 2.7:1 assist-to-turnover ratio.
- Is averaging 2.1 turnover per 40 minutes played this year (26 turnovers in 483 minutes of action) and has a career average of 2.0 turnovers per 40 minutes (54 turnovers in 1,044 minutes).
- Assists per 40 minutes played is up to 5.2 this season from 4.3 last year.
- Ranks No. 2 in the MW (No. 50 nationally) in assist-to-turnover ratio (2.42:1) and No. 7 in the MW in assists (3.32/g).
- Ranks No. 2 on the team in minutes (482:48) and No. 3 minutes per game (25.4).

#### Junior Guard **Adam Seiko**

Overall: 5.2 points, 2.3 rebounds, 1.7 assists, 40.0 FG%

- Earned the first six starts of his career, from Jan. 2 to Jan. 16, after coming off the bench in his first 68 appearances.
- Set a career-best with 14 points and 5 assists at Air Force (1/22).
- Scored a season-best 12 points vs. Colorado State also recorded career-highs w/ 4 assists, 4 field goals, 4 three-point FG & 6 three-point FG attempts.
- Has a 2.1:1 assist-to-turnover ratio in 2020-21, compared to 1.2:1 in his previous two seasons.
- Has committed one turnover or fewer in 20 of the last 24 games and 43 of the last 48.
- For the season 76.7 percent (23-of-30) of his FGs are from the bonus distance and for his career 76.0 percent are threes (57-of-75).
- Dating back to last season, has played double digit minutes in 22 straight games, the longest stretch of his career.

#### Senior Forward **Joshua Tomaic'**

Overall: 5.2 points, 3.6 rebounds, 0.8 assists, 50.7 FG%

- A grad transfer from Maryland with one year of eligibility.
- In 19 games as an Aztec, is averaging 5.2 pts in 15.6 minutes per game and has 15 assists and 14 steals. In three years at Maryland he averaged 5.7 minutes and 1.3 points per game, totaled eight assists and didn't have a steal.
- Last season at Maryland, Tomaic scored 18 points in 16 games, so far this year he has 98 points in 19 games.
- Among Aztecs who have at least 50 shot attempts, his .507 FG percentage ranks No. 2 on the team.
- Logged double-digit minutes in eight straight games, from Dec. 18, 2020-Jan. 16, 2021, the longest streak of his career. Has played double digit minutes in 17-of-19 games this year.
- Per 40 minutes played this season, is averaging 13.2 points, 9.3 rebounds, 2.0 assists & 1.9 steals.
- Has 14 steals in 19 games this year after not recording a steal in 62 games at Maryland.
- Eclipsed his three-year career-point total at Maryland (83 pts in 62 games) in just 18 games at San Diego State (91 pts).

#### Junior Forward **Aguek Arop**

Overall: 5.0 points, 2.9 rebounds, 0.8 assists, 47.6 FG%

- Was the only player on the team to have more offensive than defensive rebounds in 2019-20. In 15 games this year the trend continues; he has 28 offensive and 16 defensive boards.
- Ranks third on the team in offensive rebounds (28) and is seventh on the squad in total boards (44). In the last 36 games has 52 offensive & 40 defensive rebounds.
- Grabbed a career-high 7 rebounds vs. UC Irvine (11/27) and led the team in the category for the first time in his career.
- In his first 31 appearances he averaged 7.2 rebounds per 40 minutes played, in the last 37 his average is up to 8.3.
- Started the first six games of the year after coming off the bench in the first 53 of his career.
- Pound-for-pound the strongest player on the team who can defend from the three to the five.
- 6-7 tall with a 7-1 wingspan.

#### Sophomore Forward **Keshad Johnson**

Overall: 4.6 points, 4.1 rebounds, 1.0 assists, 47.1 FG%

- His 15 points vs. Wyoming (1/30) are a career-high.



- Set a career-high with 13 rebounds vs. San Jose State (2/8)/
- Versus UC Irvine & St. Katherine (12/6), he was 8-of-14 (.571) from the floor, 3-of-7 (.429) from beyond the arc; last year, in 18 games, he was 12-of-34 (.353) and 4-of-18 (.222) from those to areas, respectively.
- Averaged 11.5 pts, 4.5 rebs, 1.0 assists in games against UC Irvine & St. Katherine.
- 19 offensive rebounds ranks fourth on the team and his average per 40 minutes played is 3.5 in 2020-21.
- In two games (vs. UC Irvine & St. Katherine) averaged 11.5 pts, 4.5 rebs, 1.0 assists.
- Has 9 blocks in 15 appearances in 2020-21 compared to one in 18 games last season.
- Returned to the lineup at Utah State (1/14) after missing three games.
- In his last six games is averaging 6.0 rebounds (his career average is 2.8/g).
- Per 40 minutes played this season, is averaging 12.7 points, 11.3 rebounds, 2.8 assists & 1.7 blocks.
- In 15 games this season his output, compared to 18 games last season, are up in the following categories; points (34-to-69), assists (4-to-15), blocks (1-to-9) and rebounds (30-to-61).

#### Freshman Guard **Lamont Butler**

Overall: 4.3 points, 1.7 rebounds, 1.4 assists, 45.3 FG%

- The only freshman on the squad to appear in every game this season.
- Has four double digit scoring efforts in the last seven games, including back-to-back vs. Wyoming. In those seven games he is averaging 8.6 pts, 3.4 rebs, 3.0 assists & 1.9 steals.
- Earned the first two starts of his college career at Air Force on Jan. 22 and Jan. 24.
- Is the first Aztec true freshman to start back-to-back games since Nathan Mensah on Match 15 & 16 in 2018-19 (45 games) and is just the third freshman in the last four seasons to start a game for SDSU (Matt Mitchell & Nathan Mensah).
- At Utah State (1/16) enjoyed his best college game with career-bests of 13 points (6-of-8 FG, 1-of-2 FT), five steals and 25 minutes.
- Butler's 13 pts at Utah State (1/16) are the most by a San Diego State true freshman since Matt Mitchell score 17 points at Air Force on Feb. 21, 2018. He matched that point total vs. Wyoming (1/28) and set a career-best with 6 assists.
- Is averaging 13.9 points, 5.6 rebounds, 4.6 assists and 3.1 steals per 40 minutes played.
- Combine his 13 pts & 5 steals at Utah State (1/16) and he is just the fourth San Diego State true freshman to have at least that many point and steals in a game since the start of the 1996-97 season.
- Is the first SDSU true freshman to have at least four double digit scoring games since Nathan Mensah (5) in 2018-19.

### HOME COURT ADVANTAGE

San Diego State has advanced to the NCAA tournament seven of the last 10 seasons in which a national championship has been crowned, and has an NIT national semifinalist appearance as well during that span. One reason for the success is that Viejas Arena is a very tough place for opponents. Since the start of the 2009-10 campaign, and entering this season, San Diego State has the 11th-highest winning percentage in the country, amassing a 169-22 home record, winning 88.5 percent of its home games during that span.

With the 2020-21 season underway here are a few of the categories to keep an eye on.

- In its last 195 home games, San Diego State has compiled a 171-24 mark, including a 80-10 record against non-conference competition at Viejas Arena.
- Since the start of the 2012-13 campaign, the Aztecs are 124-19 at home, including a 55-9 record in non-conference home contests during that stretch (44-7 against non-top 25 non-conference foes).
- The Aztecs are 51-10 in their last 61 non-conference home games.

### MORE HOME COOKING

- San Diego State is 32-4 in its last 36 home games dating back to Jan. 1, 2019.
- The Aztecs are 29-3 in its 32 Mountain West Conference home games since Jan. 24, 2018.
- SDSU is 16-6 in conference home openers since joining the Mountain West prior of the 1999-2000 season.
- San Diego State ended the 2019-20 season 14-1 at home, with an average scoring margin of +16.0. Of the 15 home games, 12 were decided by at least nine points. In SDSU's first five home games this season, its margin of victory has been 20.3 points.
- Last season's 13-game home court win streak, snapped on Feb. 22, 2020, was tied for the eighth-longest in school history and longest since the school-record 29-game win streak from Nov. 20, 2013 and ended Feb. 28, 2015.
- San Diego State has never had an undefeated home season as a Division I program. The last time the Aztecs made it through the home portion of the schedule unscathed was 1966-67. That season, San Diego State went 16-0 at home en route to a 24-5 record. In the Division I era, SDSU has ended the home portion of its schedule with a single loss on seven occasions (1977-78, 2009-10, 2010-11, 2012-13, 2013-14, 2014-15 and 2019-20).

### AZTEC PRESEASON ACCOLADES

- San Diego State has been picked to increase its conference-record number of Mountain West titles to 13 this year by nearly every media outlet. The Aztecs were picked to win the league by the media who regularly cover the Mountain West, *Lindy's Sports*, *Blue Ribbon Yearbook*, ESPN, Joe Lunardi, Myron Medcalf, John Gasaway and Jeff Borzello and Jon Rothstein.
- Senior forward **Matt Mitchell** has been the player most honored when the preseason predictors talk about San Diego State, he has been named first-team preseason All-Mountain West by the media who regularly cover the league, *Lindy's*, *Blue Ribbon* and John Rothstein. CBS Sports included him in the top-101 players (No. 61) and *Lindy's* ranked him at No. 124 in its top-150. In addition, Mitchell has been included on the preseason watch list for the Julius Erving Small Forward of the Year Award.
- Senior guard **Terrell Gomez** was selected the Newcomer of the Year by *Blue Ribbon* and *Lindy's* predicted he would be a second-team All-MW selection, No. 131 among its top-150 as well as, among newcomers in the league, the most impactful newcomer, the best shooter, No. 1 signing coup and having the best shot at earning all-conference honors.
- **Jordan Schakel**, a senior guard, was selected a third-team All-MW performer and the best shooter in the Mountain West Conference by *Lindy's*.
- Freshman guard **Lamont Butler** was named the best playmaker/passers coming into the league by *Lindy's*.
- Assistant Coach **Dave Velasquez** was named one of the top-25 assistant coaches ready to lead their own program by The Athletic.
- Though not ranked in either the preseason AP or Coaches polls, San Diego State is receiving votes in both and is the only Mountain West program who is currently doing so.
- With the exception of Gonzaga, every team in both the AP and Coaches preseason polls are members of Power-5 conferences. So, *The Athletic* published its rankings of non-Power-5 programs and San Diego State was ranked No. 4 on that list.

## SDSU AS A NATIONALLY RANKED TEAM (continued)

### 2014-15 season - 7 weeks | Highest Rank: 13

Oct. 31, 2014	16	560	17	0-0	PS	17
Nov. 17, 2014	16	564	16	1-0		18
Nov. 24, 2014	15	736	15	3-0		19
Dec. 1, 2014	13	784	14	5-1		20
Dec. 8, 2014	18	390	16	6-2		21
Dec. 15, 2014	19	424	17	7-2		22
Feb. 23, 2015	24	117	22	22-6		1

### 2019-20 season - 15 weeks | Highest Rank: 4 | Final Rank: 6

Dec. 9, 2019	25	197	24	10-0		1
Dec. 16, 2019	20	431	20	10-0		2
Dec. 23, 2019	15	763	14	12-0		3
Dec. 30, 2019	13	780	12	13-0		4
Jan. 6, 2020	7	1,130	7	15-0		5
Jan. 13, 2020	7	1,266	6	17-0		6
Jan. 20, 2020	4	1,422	4	19-0		7
Jan. 27, 2020	4	1,408	4	21-0		8
Feb. 3, 2020	4	1,447	4	23-0		9
Feb. 10, 2020	4	1,422	4	24-0		10
Feb. 17, 2020	4	1,404	4	26-0		11
Feb. 24, 2020	5	1,287	5	26-1		12
March 2, 2020	5	1,375	5	28-1		13
March 9, 2020	6	1,261	6	30-2		14
March 18, 2020	6	1,279	6	30-2	F	15

### 2020-21 season - 4 weeks | Highest Rank: 18

Dec. 7, 2020	24	123	--	4-0		1
Dec. 14, 2020	18	455	20	5-0		2
Dec. 28, 2020	--	--	23	6-1		1
Feb. 15, 2021	25	75	--	15-4		1

## 2020-21 PLAYER HONORS

### **Matt Mitchell**

Preseason All-Mountain West

Mountain West Player of the Week (Nov. 30)

Julius Erving Award Preseason Watch List

Julius Erving Award Midseason Final 10

First-Team All-Mountain West

- Blue Ribbon College Yearbook

- Lindy's Sports

Ranked the No. 124 in the Top-150

- Lindy's Sports

### **Terrell Gomez**

Mountain West Newcomer of the Year

- Blue Ribbon College Yearbook

Second Team All-Mountain West

Most Impactful MW Newcomer

Best Shooting Newcomer

No. 1 Signing Coup in the MW

Most Likely Newcomer to Become an All-MW Performer

Ranked the No. 131 in the Top-150

All-Under-6-Foot Team

- Lindy's Sports

### **Jordan Schakel**

Mountain West Player of the Week (Dec. 14)

Mountain West Player of the Week (Feb. 15)

Third Team All-Mountain West

Best Shooter in the MW

- Lindy's Sports

*Purple* - denotes Mountain West honors

*Black* - denoted preseason honors

*Red* - denotes in-season honors

## AZTECS IN THE TOP-100 NATIONALLY IN 2020-21

### TEAM RANKINGS

Scoring Defense (No. 7).....	60.3/g
Field Goal Percentage Defense (No. 13).....	.390
Scoring Margin (No. 14).....	+15.1
Turnover Margin (No. 18).....	+3.9
W/L Percentage (No. 24).....	.789
Three-Point Field Goals (No. 28).....	178
Steals (No. 28).....	157
Three-Point Field Goal Percentage (No. 28).....	.381
Three-Point Field Goals per Game (No. 29).....	9.4
Assist-to-Turnover Ratio (No. 31).....	1.32:1
Steals per Game (No. 38).....	8.3
Rebound Margin (No. 38).....	+6.0
Turnovers Forced (No. 46).....	15.53/g
Assists (No. 54).....	292
Turnovers per Game (No. 54).....	11.6
Three-Point Field Goal Attempts (No. 60).....	467
Assists per Game (No. 61).....	15.4
Scoring Offense (No. 84).....	75.4
Rebounds (No. 95).....	707
Free Throw Attempts (No. 98).....	364
Field Goal Percentage (No. 99).....	.454

### PLAYER RANKINGS

#### Nathan Mensah (Forward)

Blocked Shots (No. 61).....	29
Blocked Shots per Game (No. 82).....	1.53

#### Matt Mitchell (Forward)

Free Throws (No. 68).....	74
Free Throw Attempts (No. 98).....	91

#### Trey Pulliam (Guard)

Assist-to-Turnover Ratio (No. 50).....	2.42:1
--	--------

#### Jordan Schakel (Guard)

Three-Point Field Goal Percentage (No. 9).....	.450
Three-Point Field Goals (No. 22).....	58
Three Point Field Goals per Game (No. 18).....	3.05
Three-Point Field Goal Attempts (No. 54).....	129

## 30-WIN SEASONS IN CALIFORNIA (since 2010-11)

California schools that have compiled 30 win seasons since the start of the 2010-11 campaign.

### San Diego State (3)

34-3 (2010-11)

31-5 (2013-14)

30-2 (2019-20)

### Saint Mary's (1)

30-6 (2017-18)

### UCLA (1)

31-5 (2016-17)

## AP APPEARANCES (since 2010-11)

California schools ranked by total number of appearances.

Rk.	Team	No.
1.	San Diego State	84
2.	UCLA	47
3.	Saint Mary's	39
4.	USC	14
5.	California	11

## AZTECS PREDICTED TO WIN 13TH MOUNTAIN WEST TITLE

- San Diego State has won a Mountain West-record 12 titles in men's basketball (seven regular season & five tournament), four more than its closest competitor, and nearly every preseason prediction has the Aztecs picking up its 13th crown in 2020-21.
- SDSU has been predicted to finish either first or second in the Mountain West media's preseason poll in each of the last seven years. It is also the 12th time in the last 16 years the Mountain West has been in existence that San Diego State has been picked first or second in the preseason poll. The Aztecs have garnered at least one first-place vote in the preseason poll in six of the last seven years.
- In addition to the MW media, *Lindy's*, *Blue Ribbon*, ESPN, ESPN's Joe Lunardi, Myron Medcalf, Jeff Borzello and John Gasaway as well as College Hoops Today's Jon Rothstein have predicted the Aztecs will win the MW.
- Complete Mountain West media preseason predicted order of finish is located in the column on the left side of this page.

## SERIES HISTORY VS. FRESNO STATE

- This is the 121st meeting between Fresno State and San Diego State with the Aztecs owning a 64-56 advantage in the series.
- Since 2013, when Fresno State joined the Mountain West, San Diego State has won 10 of the 18 meetings (10-8) with the Bulldogs.
- Since the 1992-93 campaign, Fresno State has won 24 of the 39 meetings (24-15).
- Brian Dutcher has been on the Aztec sideline for the last seven games against the Bulldogs and is 3-4 against Fresno State.
- San Diego State won eight straight and 29 of the first 33 (29-4) in the series vs. Fresno State which began in the 1939-40 season.
- Seven of the last ten meetings between San Diego State and Fresno State, at the Save Mart Center, have been decided by 10 points or less and in those games the Aztecs are 6-4.
- Matt Mitchell has averaged 10.6 points and 5.3 rebounds in seven games vs. Fresno State and Nathan Mensah scores 8.0 points and grabs 3.5 rebounds in two games against the Bulldogs.
- All-time series meetings against Fresno State can be found in the column on pages four and five. Career stats of current San Diego State student-athletes against the Bulldogs are located below.

Player	Record	GP	GS	Min.-Avg.	FG-A	Pct.	3FG-A	Pct.	FT-A	Pct.	OR	DR	TR	RPG	Asst.	TO	Blk.	Stl.	Pts.	PPG
Matt Mitchell	3-4	7	6	215-30.7	24-54	.444	5-21	.238	21-28	.750	4	33	37	5.3	7	11	4	3	74	10.6
Nathan Mensah	0-2	2	2	33-16.5	6-10	.600	0-0	.000	4-4	1.000	4	3	7	3.5	0	1	3	1	16	8.0
Trey Pulliam	2-0	2	0	35-17.5	4-8	.500	0-1	.000	0-0	.000	0	4	4	2.0	4	1	0	0	8	4.0
Jordan Schakel	3-4	7	2	104-14.9	3-21	.143	1-14	.071	2-2	1.000	2	8	10	1.4	6	4	0	2	9	1.3
Aguek Arop	1-2	3	0	33-11.0	2-5	.400	0-0	.000	0-0	.000	2	2	4	1.3	4	2	1	0	4	1.3
Adam Seiko	2-2	4	1	41-10.3	1-3	.333	1-3	.333	0-0	.000	0	5	5	1.3	3	1	0	0	3	0.8

## LAST TIME VS. FRESNO STATE

San Diego State 64, Fresno State 55

Jan. 14, 2020 | Save Mart Center | Fresno, Calif. | Attn: 6,773

**FRESNO, Calif.** - San Diego State won't make any scoring highlight reels with games like their one against Fresno State, yet the Aztecs might make it deep into the NCAA Tournament.

In a contest in which they had no 3-point game, the No. 7 the Aztecs relied on a suffocating defense to shut down Fresno State 64-55 on Tuesday night.

San Diego State (18-0, 7-0 Mountain West Conference) remains one of two unbeaten teams in Division I, along with Auburn. The Aztecs extended two nation-leading streaks: 18 consecutive victories, and nine straight road or neutral-site wins.

"I was leaving the hotel (earlier) and saw Clemson beat Duke on the road," Aztecs coach Brian Dutcher said. "I told these guys, 'Everyone knows you're ranked and they bring their best effort. Enjoy every one of them. What you're doing is not easy. Winning on the road is the hardest thing in basketball. Your perfect record on the road is unheard of.'"

San Diego State hasn't been 18-0 since the 2010-11 team advanced to the Sweet 16. The Aztecs experienced just their fifth victory by single digits, due in part to an offense that missed 15 of 18 3-point attempts and had no offensive rebounds in the first 30 minutes.

"Both teams did a good job on defense, said guard Malachi Flynn, who led all scorers with 20 points. "They did a really good job of making us make shots."

It took a 7-0 run in the final 5:32 of the first half to give the Aztecs a 26-21 lead at the break, and a meandering 11-6 run to open the second half for a 37-27 lead. The latter run was punctuated by Flynn's midcourt steal and layup.

A 10-point lead qualified as a blowout, the way the Aztecs play defense. Fresno State (5-12, 1-5) shot 28.6% in the first half, and 36.4% overall.

"Points were hard to come by," Dutcher said. "You have to love the game to enjoy that game. We can suffer through bad offense because our defense is so good. We may struggle shooting but we're going to be in the game because our defense never falters."

"Defense travels," he said.

Orlando Robinson led the Bulldogs with 18 points.

### BIG PICTURE

**San Diego State:** The Aztecs led the entire second half, avoiding an upset loss to the seventh-place Bulldogs, who had won seven of the previous 10 games in the series, including four of the past five at the Save Mart Center. The victory gave San Diego State the series sweep and extended its conference lead to two games over New Mexico and UNLV.

**Fresno State:** The Bulldogs dropped to 1-5 in conference play for the first time since the 2012-13 season. The Bulldogs welcomed junior starters Nate Grimes (wrist) and Noah Blackwell (knee) back to the lineup, with limited results. The juniors combined for six points in 49 minutes.

## LOOKING BACK AT THE AZTECS LAST GAME

San Diego State 77, San Jose State 55

Feb. 10, 2021 | Steve Fisher Court at Viejas Arena | San Diego, Calif. | Attn: 7

**SAN DIEGO** - Jordan Schakel scored a game-high 24 points and San Diego State used an 18-3 run in the second half to ease away from San Jose State to roll to a 77-55 victory on Wednesday night in a Mountain West Conference game.

Terrell Gomez had 13 points and Lamont Butler added 11 for San Diego State (15-4, 9-3 Mountain West Conference), which earned its sixth consecutive victory by at least 22 points. Matt Mitchell, returning after missing the first game of the series, had seven points, a team-leading seven rebounds, and three assists.

Schakel scored the first bucket of the game, a three pointer, and after a steal and being fouled, he knocked down a pair of free throws to

stake the Aztecs to an early 7-2 lead. However, the early success of the offense did not lead to an early blowout.

San Jose State tied the game at 7-7 with 15:50 to go and again at 14-14 and 17-17 with slightly more than nine minutes left in the half. Down the stretch, the Aztecs were able to pry open the lead to nine points, 33-24 before taking a 33-27 advantage into the intermission.

"(San Jose State) played very well in the first half," San Diego State head men's basketball coach Brian Dutcher said. "They jumped it up and kept us off balance. We could not find a rhythm offensively because they were mixing man (defense), calling a 1-3-1 zone, but really dropping into a 2-3 zone and just (kept doing things) to try to get us out of rhythm."

In the second half, the SDSU offense came alive. The team shot 42.5 percent (17-of-40), including hitting seven three-pointers, and out scored the Spartans 44-28 to earn the 77-55 victory, its sixth in a row and the longest winning streak this season for the Aztecs.

San Diego State owned the offensive glass 14-to-3, and used that advantage to outscore SJSU 17-0 in second change points. In addition the Aztecs dominated points in the paint 34-to-8.

Trey Smith scored a career-high 22 points and had eight rebounds for the Spartans (5-13, 3-11). Sebastian Mendoza added 14 points and seven rebounds. Ralph Agee had seven rebounds. Jalen Dalcourt, the Spartans' second leading scorer coming into the contest at 12 points per game, had only three points. He hit 14% from behind the arc (1 of 7).

#### TEAM NOTES

- San Diego State held SJSU to just 55 points. The Aztecs are 49-2 the last 51 times they have held the opposition to 60 points or less.
- The Aztecs enjoyed a 51-39 rebound advantage tonight and the Aztecs are now 14-0 this season when owning a rebound advantage.
- This is the sixth straight game SDSU has held a +12 rebound margin or better. During the six-game stretch, the Aztecs are +108 on the glass (+18.0 rpg).
- The Aztecs had only six turnovers tonight and has only 19 turnovers in the last three games (6.3 to/g).
- San Diego State shot 39.7 percent from the field and is 103-8 at home since Feb. 22, 2012 when shooting at least 38.9 percent from the floor.
- Second chance points: San Diego State 17, San Jose State 0.
- The Aztecs had a 34-8 advantage in points in the paint.
- San Diego State enjoyed a halftime advantage for the seventh consecutive game.
- San Diego State had a 10-0 scoring run in the second half. It marked the 21st time this season that SDSU has put together a run of at least 10-0.

### SCHAKEL NAMED MOUNTAIN WEST PLAYER OF THE WEEK

San Diego State men's basketball player Jordan Schakel has been named the Mountain West Conference's Player of the Week for the week ending on Dec. 13.

Schakel scored 25 points, grabbed six rebounds and had two steals in the Aztecs' lone game of the week, an 80-68 victory over No. 23/23 Arizona State at Desert Financial Arena in Tempe, Ariz. With the victory San Diego State improves its record to 5-0 this year and 35-2 since the start of the 2019-20 season.

The Torrance, Calif., native was 9-of-15 from the floor (.600), including 5-of-9 from beyond the three-point line (.556) and knocked down both his free throw attempts.

His 25 points were a game and career-high for the 6-6 guard, and his five threes equaled his career best.

Schakel drew an offensive foul on preseason All-American guard Remy Martin in then games second possession, and then started his offensive barrage.

In just over two minutes, from 18:08-to-15:57 in the first half, he grabbed an offensive rebound and turned it into his first three pointer and then did it again 30 seconds later for his second trey. He had a steal and knocked down a pair of free throws to stake the Aztecs to an early 12-2 lead. Arizona State battled back to take a 32-31 lead, but with 1:22 to go before halftime, Schakel grabbed a defensive board, went coast-to-coast, and scored on a layup to put the Aztecs back in front, a lead which it took into the intermission.

Coming out of the locker room, the teams played a back and forth game for the first five minutes of the second half. At the 15 minute mark, the Sun Devils led 43-42, but then Schakel erupted.

In the next 3:40 he knocked down three treys and a jumper in the paint to help turn a one-point deficit into a 12-point lead, 57-45 with 11:20 to go. From the there, Arizona State was never able to cut the Aztecs lead to single digits. Schakel scored two more buckets down the stretch, including the team final two points, in the 12 point victory.

This is the first Mountain West weekly award of Schakel's career and the second for an Aztec, in the three weeks of the season.

### AZTECS DEBUT AT NO. 24 IN AP POLL

Running its record to 4-0 after victories over No. 22 UCLA and UC Irvine, picked to win the Pac-12 and Big West Conferences in preseason polls, respectively, and a thrilling come from behind win against Pepperdine, San Diego State men's basketball made its 2020-21 debut in the Associated Press Top 25 Poll, coming in at No. 24. The Aztecs garnered 123 points and is the only Mountain West team in this week's poll.

Monday's initial appearances in AP poll, on Dec. 7, is two days earlier than last year's team, which went on to reach No. 4 for a program-record five weeks before finishing the season at No. 6. In addition, this appearance, after the second week of competition, is the earliest week San Diego State has appeared in the poll in a year in which it was not ranked in the preseason. In 2013-14, SDSU made its debut in the poll in the fourth week of competition (No. 24 on Dec. 2, 2013) and last year's team was initially ranked in the sixth week (No. 25 on Dec. 9, 2019).

San Diego State spent 15 weeks in the AP poll last year, the third most in a season for the program, trailing only the 2010-11 team, which was ranked for 19 weeks, and the 2013-14 team, which appeared in the poll for 16 weeks.

San Diego State appears in the poll for the 82nd time since the start of the 2010-11 season, easily outdistancing all other California schools in weeks being ranked in that time frame. UCLA has appeared in the poll for 45 weeks, Saint Mary's 39 weeks, USC 12, and California 11, since the start of the 2010-11 season.

### MITCHELL NAMED MOUNTAIN WEST PLAYER OF THE WEEK

Senior forward Matt Mitchell was named the Mountain West Conference's Player of the Week for the week ending on Nov. 29. In sweeping both games last week, 73-58 over No. 22 UCLA and 77-58 versus UC Irvine, Mitchell averaged 13.0 points, 3.0 rebounds, 2.0 assists and 2.0 steals to help improve the Aztecs record to 2-0 this year and 32-2 in its last 34 games.

Against UCLA, he was one of the team leaders with 15 points. He knocked down three triples, and added two rebounds, two assists and two steals. It was the 44th time in his career he made multiple three pointers in a game, and the 15th time since the start of last season (33 games at the time). The game was the 100th of Mitchell's Aztec career, and he became the 33rd player in program history to reach the milestone.

Versus UC Irvine, the Riverside, Calif., native, finished with 11 points, four rebounds, two assists and two steals. He scored six points in the first half, with four coming in the final two minutes of the period as the Aztecs pried open a nine-point advantage at halftime en route to

## MOUNTAIN WEST PLAYER OF THE WEEK

Nov. 30 .....	Matt Mitchell, Sr., F, San Diego State
Dec. 7 .....	Kenny Foster, So., G, Wyoming
Dec. 14 .....	Jordan Schakel, Sr., G, San Diego State
Dec. 21 .....	Desmond Cambridge, Jr., G, Nevada
Dec. 28 .....	Derrick Alston Jr., Sr., G, Boise State
Jan. 5 .....	David Roddy, So., F, Colorado State
Jan. 11 .....	Isaiah Stevens, So. G, Colorado State
Jan. 18 .....	Neemias Queta, Jr., F, Utah State
Jan. 25 .....	Marcus Williams, Fr., G, Wyoming
Feb. 1 .....	Ralph Agee, Sr., F, San Jose State
Feb. 9 .....	Grant Sherfield, So., G, Nevada
Feb. 15 .....	Jordan Schakel, Sr., G, San Diego State



### Centennial Season Facts entering 2020-21:

- Overall Record: 1,515-1,127-1 (.573).
- Has won 22 regular-season conference championships (7 MW, 7 CCAA, 4 SCIAC, 2 PCAA & 2 SCJC).
- Has won 7 conference tournament titles (5 MW, 1 WAC, 1 PCAA).
- Won the 1941 NAIA national championship.
- Has appeared in 27 postseason tournaments, including 12 in the last 14 seasons in which a national champion was crowned.
- Has a winning record in seven of nine completed decades. (.778)
- In 99 seasons, SDSU has outscored opponents 168,805-to-161,933.
- In 50 DI seasons, SDSU has outscored opponents 108,488-to-105,688.
- In 2010-11 SDSU scored a single-season high 2,660 points.
- SDSU has competed in 6 conferences (the most years - 21 seasons in both the MW & WAC).
- SDSU has 16 head coaches with George Ziegenfuss (1949-69) owning the longest tenure (21 seasons) and Steve Fisher (2000-17) with the most victories (386).
- San Diego State has defeated top-25 ranked teams 34 times. The first was an 88-75 win over No. 13 Kansas State (12/21/73) and the most recent was over No. 14/17 Nevada (65-56 in the MW semifinal on 3/15/19).
- 574 student-athletes have earned letters playing for SDSU.
- SDSU has had 17 All-Americans, including three; Michael Cage (1984), Kawhi Leonard (2011), and Malachi Flynn (2020) who were consensus All-Americans.

# AZTECS IN THE MOUNTAIN WEST (through games of Feb. 14)

## TEAM RANKINGS

Scoring Defense (No. 1).....	60.32/g
Scoring Margin (No. 1).....	+15.11/g
Scoring Offense (No. 3).....	75.42/g
Field Goal Percentage Defense (No. 2).....	.390
Field Goal Percentage (No. 4).....	.454
Three-Point Field Goals Made (No. 2).....	9.37/g
Three-Point Field Goal Percentage (No. 2).....	.381
Three-Point Field Goal Percentage Defense (No. 2).....	.311
Free Throw Percentage (No. 7).....	.706
Rebounding Defense (No. 2).....	31.21/g
Rebounding Margin (No. 2).....	+6.0/g
Rebounding Offense (No. 3).....	37.21/g
Offensive Rebounds per Game (No. 4).....	10.74/g
Defensive Rebounds per Game (No. 6).....	26.47/g
Assist-to-Turnover Ratio (No. 1).....	1.32:1
Assists (No. 2).....	15.37/g
Turnover Margin (No. 1).....	+3.89/g
Steals (No. 1).....	8.26/g
Blocked Shots (No. 5).....	2.94/g

## PLAYER RANKINGS

### Aguek Arop (Forward)

Offensive Rebounds (No. 10).....	1.87/g
----------------------------------	--------

### Terrell Gomez (Guard)

Three-Point Field Goals Made (No. 9).....	2.05/g
Assists (No. 15).....	2.63/g

### Nathan Mensah (Forward)

Blocked Shots (No. 2).....	1.53/g
Rebounding (No. 7).....	6.58/g
Offensive Rebounds (No. 8).....	2.26/g
Defensive Rebounds (No. 13).....	4.32/g

### Matt Mitchell (Forward)

Free Throw Percentage (No. 5).....	.813
Scoring (No. 8).....	15.00/g
Defensive Rebounds (No. 11).....	4.44/g
Steals (No. 13).....	1.19/g
Rebounding (No. 15).....	5.31/g

### Trey Pulliam (Guard)

Assist-to-Turnover Ratio (No. 2).....	2.42:1
Assists (No. 7).....	3.32/g

### Jordan Schakel (Guard)

Three-point Field Goal Percentage (No. 1).....	.450
Three-Point Field Goals Made (No. 1).....	3.05/g
Scoring (No. 12).....	14.74/g

a 77-58 victory.

For the week, Mitchell shot .391 from the floor (9-of-23), .364 from distance (4-of-11) and knocked down 4-of-5 from the line. After two games, he leads the Aztecs in scoring, steals (4), is second in assists (4) and fourth in rebounds (6).

This is the first Mountain West weekly award of the season, the first for an Aztec this season, and the first of Mitchell's career.

## FLYNN TAKEN BY RAPTORS AT NO. 29 IN NBA DRAFT

- Former San Diego State guard Malachi Flynn, was selected by the Toronto Raptors in the first round (29th selection) of the 2020 NBA Draft.
- Flynn is the second Aztec selected in the first round (Kawhi Leonard, San Antonio Spurs, 2011) since Head Coach Brian Dutcher came to San Diego State prior to the 1999-2000 season, and he is the third Aztecs overall to be selected in the first round (Michael Cage, Los Angeles Clippers, 1984).
- During his single season on The Mesa, Flynn led SDSU in points (564), points per game (17.6), field goals (184), field goal attempts (417), three-point field goals (76), three-point field goal attempts (204), free throws (120), free throw attempts (140), assists (163), assists per game (5.1) and steals (56), steals per game (1.8), assist-to-turnover ratio (2.86:1), minutes (1,072) and minutes per game (33.5). In addition, he was third on the team in rebounds (143) and rebounds per game (4.5).
- Following the 2019-20 campaign, Flynn became the most decorated Aztec in a single season. He was named a consensus second-team All-American after being recognized by The Associated Press, National Association of Basketball Coaches (NABC), United States Basketball Writers of America (USBWA) and The Sporting News. With that honor, he joined SDSU Hall of Famers Michael Cage and Kawhi Leonard as the third consensus All-American in program history. In addition, he garnered second-team All-American honors from CBS Sports, NBC Sports and The Athletic and first-team distinction from Sports Illustrated and STADIUM. He was the Most Valuable Player of both the Continental Tires Las Vegas Invitational and Basketball Hall of Fame Classic, an NABC first-team All-District 17 and USBWA All-District IX performer.
- Flynn was second Aztec to be named to the John R. Wooden Award All-American Team as well as a finalist for the Bob Cousy Point Guard of the Year, Naismith National Player of the Year, and Lute Olson National Player of the Year Awards. He was first-team All-Mountain West in both the coaches and media polls. He earned the Mountain West Defensive Player of the Year, inclusion on the Mountain West All-Defensive Team in the coaches poll, and inclusion on the Mountain West All-Tournament Team. In the media poll he was Mountain West Newcomer of the Year in addition to twice garnering Mountain West Player of the Week honors and he capped his junior year being named the Mountain West Male Athlete of the Year.

## MORE ABOUT THE 2019-20 CHAMPIONS

- San Diego State won the 2019-20 Mountain West Conference regular-season title by a record five games (the previous record was three games). The Aztecs five-game margin was the largest by any team in any conference last season.
- San Diego State clinched the outright regular-season title on Feb. 11, 2020. The Aztecs were the first team in the nation to clinch its regular-season title last season and became the first team in the nation to clinch its outright regular-season title with four games remaining since Steph Curry's Davidson team in 2007-08.
- San Diego State became the fourth team this century to clinch a regular season outright championship with four games to play.

Team	Year	Conference	Gms. Remaining when Clinched	Final Record	NCAA Result
San Diego State	2019-20	Mountain West	4	30-2	N/A
Davidson	2007-08	Southern	4	29-7	Elite Eight
Stanford	2003-04	Pac-10	4	30-2	Second Round
Cincinnati	1999-00	Conference USA	4	29-4	Second Round

San Diego State finished league play with the best Mountain West Conference record in league history.

Rk. Team	Season	MW Record	Pct.	Top Scorers
1. San Diego State	2019-20	17-1	.944	Malachi Flynn (17.6), Matt Mitchell (12.2), Yanni Wetzell (11.5)
2. Utah	2004-05	13-1	.929	Andrew Bogut (20.4), Marc Jackson (10.7)
3. San Diego State	2015-16	16-2	.889	Trey Kell (12.6), Jeremy Hemsley (12.0), W. Shepard (11.3)
San Diego State	2013-14	16-2	.889	Xavier Thames (17.6), Winston Shepard (11.6)

- San Diego State's 15-0 conference record was the best start for a Mountain West team in the history of the league.

## 2020-21 SAN DIEGO STATE ALPHABETICAL ROSTER

### Most Recent Division I Season

No.	Name	Pos.	Ht.	Wt.	Yr.	Exp.	PPG	RPG	APG	Hometown (High School/Previous School)
14	Cade Alger	F	6-9	190	RFr.	TR	--	--	--	Ripon, Calif. (Ripon Christian High/Seattle U)
33	Aguek Arop	F	6-6	220	Jr.	2L	3.0	2.2	0.3	Omaha, Neb. (Omaha South High)
21	Jared Barnett	G	6-1	145	So.	1L	0.3	0.0	0.2	Los Angeles, Calif. (Westchester High)
42	Triston Broughton	G	6-4	190	Fr.	HS	--	--	--	Ladera Ranch, Calif. (Tesoro High)
24	Tyler Broughton	G	6-4	190	Fr.	HS	--	--	--	Ladera Ranch, Calif. (Tesoro High)
5	Lamont Butler	G	6-2	200	Fr.	HS	--	--	--	Moreno Valley, Calif. (Riverside Poly High)
10	Keith Dinwiddie Jr.	G	6-0	185	Fr.	HS	--	--	--	Los Angeles, Calif. (Fairfax Senior High)
12	Che Evans	F	6-5	210	Fr.	HS	--	--	--	Philadelphia, Pa. (Neumann-Goretti High)
3	Terrell Gomez <sup>^</sup>	G	5-8	165	Sr.	TR	19.8	2.3	2.3	Los Angeles, Calif. (Middlebrooks Academy/CSUN)
0	Keshad Johnson	F	6-7	210	So.	1L	1.9	1.7	0.2	Oakland, Calif. (San Leandro High)
31	Nathan Mensah	F	6-10	230	Jr.	2L	6.4	6.4	0.3	Labadi, Accra, Ghana (Findlay Prep (Nev.))
11	Matt Mitchell	F	6-6	235	Sr.	3L	12.2	4.8	1.7	Riverside, Calif. (Roosevelt High)
32	Derek Morhar	G	6-5	165	Fr.	HS	--	--	--	Calabasas, Calif. (Calabasas High)
4	Trey Pulliam	G	6-3	180	Sr.	1L	3.3	1.9	1.9	Bryan, Texas (Consolidated High/Navarro College)
20	Jordan Schakel	G	6-6	200	Sr.	3L	10.0	3.4	0.6	Torrance, Calif. (Bishop Montgomery High)
2	Adam Seiko	G	6-3	210	Jr.	2L	2.9	1.0	0.6	Boston, Mass. (Sierra Canyon High (Calif.))
23	Joshua Tomiać	F	6-9	230	Sr.	TR	1.1	0.5	0.0	Lanzarote, Spain (Canarias Academy/University of Maryland)

<sup>^</sup> - Stats from the final full season of competition at previous Division I institution

## 2020-21 SAN DIEGO STATE NUMERICAL ROSTER

### Most Recent Division I Season

No.	Name	Pos.	Ht.	Wt.	Yr.	Exp.	PPG	RPG	APG	Hometown (High School/Previous School)
0	Keshad Johnson	F	6-7	210	So.	1L	1.9	1.7	0.2	Oakland, Calif. (San Leandro HS)
2	Adam Seiko	G	6-3	210	Jr.	2L	2.9	1.0	0.6	Boston, Mass. (Sierra Canyon High (Calif.))
3	Terrell Gomez <sup>^</sup>	G	5-8	165	Sr.	TR	19.8	2.3	2.3	Los Angeles, Calif. (Middlebrooks Academy/CSUN)
4	Trey Pulliam	G	6-3	180	Sr.	1L	3.3	1.9	1.9	Byron, Texas (Consolidated High/Navarro College)
5	Lamont Butler	G	6-2	200	Fr.	HS	--	--	--	Moreno Valley, Calif. (Riverside Poly High)
10	Keith Dinwiddie Jr.	G	6-0	185	Fr.	HS	--	--	--	Los Angeles, Calif. (Fairfax Senior High)
11	Matt Mitchell	F	6-6	235	Sr.	3L	12.2	4.8	1.7	Riverside, Calif. (Roosevelt High)
12	Che Evans	F	6-5	210	Fr.	HS	--	--	--	Philadelphia, Pa. (Neumann-Goretti High)
14	Cade Alger	F	6-9	190	RFr.	TR	--	--	--	Ripon, Calif. (Ripon Christian High/Seattle U)
20	Jordan Schakel	G	6-6	200	Sr.	3L	10.0	3.4	0.6	Torrance, Calif. (Bishop Montgomery High)
21	Jared Barnett	G	6-1	145	So.	1L	0.3	0.0	0.2	Los Angeles, Calif. (Westchester High)
23	Joshua Tomiać	F	6-9	230	Sr.	TR	1.1	0.5	0.0	Lanzarote, Canary Islands, Spain (Canarias Academy/Maryland)
24	Tyler Broughton	G	6-4	190	Fr.	HS	--	--	--	Ladera Ranch, Calif. (Tesoro High)
31	Nathan Mensah	F	6-10	230	Jr.	2L	6.4	6.4	0.3	Labadi, Accra, Ghana (Findlay Prep (Nev.))
32	Derek Morhar	G	6-5	165	Fr.	HS	--	--	--	Calabasas, Calif. (Calabasas High)
33	Aguek Arop	F	6-6	220	Jr.	2L	3.0	2.2	0.3	Omaha, Neb. (Omaha South High)
42	Triston Broughton	G	6-4	190	Fr.	HS	--	--	--	Ladera Ranch, Calif. (Tesoro High)

<sup>^</sup> - Stats from the final full season of competition at previous Division I institution

### Head Coach:

Brian Dutcher (Minnesota, 1982), Fourth Season (22nd Season Overall at SDSU)

### Assistant Coaches:

David Velasquez (San Diego State, 2007), Eighth Season (19th Season Overall at SDSU)

Chris Acker (Chaminade, 2004), Second Season (Second Season Overall at SDSU)

Jay Morris (Cal State Dominguez Hills, 2010), Third Season (Third Season Overall at SDSU)

### Assistant to the Head Coach:

Mark Fisher (Michigan, 2001), Eighth Season (19th Season Overall at SDSU)

### Assistant A.D. - Director of Operations:

Matt Soria (San Diego State, 2002), 14th Season (21st Season Overall at SDSU)

### Director of Player Development:

JD Pollock (Kennesaw State, 2009), Fourth Season (Fourth Season Overall at SDSU)

## PRONUNCIATIONS

Cade Alger  
AL-jer (like Alger Hiss)

Keith Dinwiddie  
DIN-wid-ee

Keshad Johnson  
KEY-shawd

Trey Pulliam  
tray pull-EE-um

Joshua Tomiać  
toe-MY-itch

Aguek Arop  
uh-GWUK uh-ROPE

Che Evans  
shay

Nathan Mensah  
MEN-suh

Jordan Schakel  
SHACK-ull

Triston & Tyler Broughton  
BROUGHT-in


Terrell Gomez  
TUH-rel

Derek Morhar  
MORE-har

Adam Seiko  
SAY-ko

# SDSU BROADCAST ROSTER

San Diego State at Fresno State | Stave Mart Center | Fresno, Calif. | Feb. 18, 2021



**# 0**

## **Keshad Johnson**

Forward  
6-7, 210, Sophomore - 1L  
Oakland, Calif.  
San Leandro High

PPG: 4.6 RPG: 4.1 APG: 1.0  
FG%: 47.1 3FG%: 40.0 FT%: 50.0



**# 2**

## **Adam Seiko**

Guard  
6-3, 210, Junior - 2L  
Boston, Mass.  
Sierra Canyon High (Calif.)

PPG: 5.2 RPG: 2.3 APG: 1.7  
FG%: 40.0 3FG%: 39.0 FT%: 66.7




**# 3**

## **Terrell Gomez**

Guard  
5-8, 165, Senior - TR  
Los Angeles, Calif.  
Middlebrooks Academy/CSUN

PPG: 82 RPG: 1.5 APG: 2.6  
FG%: 40.4 3FG%: 43.3 FT%: 87.5



**# 4**

## **Trey Pulliam**

Guard  
6-3, 180, Senior - 1L  
Bryan, Texas  
Consolidated High/Navarro College

PPG: 5.4 RPG: 3.2 APG: 3.3  
FG%: 36.8 3FG%: 20.0 FT%: 68.4



**# 5**

## **Lamont Butler**

Guard  
6-2, 200, Freshman - HS  
Moreno Valley, Calif.  
Riverside Poly High

PPG: 4.3 RPG: 1.7 APG: 1.4  
FG%: 45.3 3FG%: 28.6 FT%: 75.0



**# 10**

## **Keith Dinwiddie Jr.**

Guard  
6-0, 185, Freshman - HS  
Los Angeles, Calif.  
Fairfax Senior High

PPG: 5.5 RPG: 0.3 APG: 0.5  
FG%: 42.9 3FG%: 42.8 FT%: 00.0



**# 11**

## **Matt Mitchell**

Forward  
6-6, 235, Senior - 3L  
Riverside, Calif.  
Roosevelt High

PPG: 15.0 RPG: 5.3 APG: 2.3  
FG%: 44.9 3FG%: 40.0 FT%: 81.3




**# 12**

## **Che Evans**

Forward  
6-5, 210, Freshman - HS  
Philadelphia, Pa.  
Neumann-Goretti High

PPG: 0.9 RPG: 0.6 APG: 0.2  
FG%: 18.8 3FG%: 12.5 FT%: 50.0



**# 14**

## **Cade Alger**

Forward  
6-9, 190, Redshirt Freshman - TR  
Ripon, Calif.  
Ripon Christian High/Seattle U

PPG: 1.9 RPG: 0.3 APG: 0.0  
FG%: 83.3 3FG%: 00.0 FT%: 60.0



**# 20**

## **Jordan Schakel**

Forward  
6-6, 200, Senior - 3L  
Torrance, Calif.  
Bishop Montgomery High

PPG: 14.7 RPG: 3.8 APG: 1.2  
FG%: 46.2 3FG%: 45.0 FT%: 91.3



**# 21**

## **Jared Barnett**

Guard  
6-1, 145, Sophomore - SQ  
Los Angeles, Calif.  
Westchester High

PPG: 0.6 RPG: 0.3 APG: 0.4  
FG%: 66.7 3FG%: 00.0 FT%: 00.0



**# 23**

## **Joshua Tomaic**

Forward  
6-9, 230, Senior - TR  
Lanzarote, Canary Islands, Spain  
Canarias Academy/Maryland

PPG: 5.2 RPG: 3.6 APG: 0.8  
FG%: 50.7 3FG%: 22.2 FT%: 73.3



**# 24**

## **Tyler Broughton**

Guard  
6-4, 190, Freshman - HS  
Ladera Ranch, Calif.  
Tesoro High

PPG: 0.0 RPG: 0.0 APG: 0.3  
FG%: 00.0 3FG%: 00.0 FT%: 00.0



**# 31**

## **Nathan Mensah**

Forward  
6-10, 230, Junior - 2L  
Labadi, Accra, Ghana  
Findley Prep (Nev.)

PPG: 9.4 RPG: 6.6 APG: 0.6  
FG%: 59.3 3FG%: 00.0 FT%: 59.1



**# 32**

## **Derek Morhar**

Guard  
6-5, 165, Freshman - HS  
Calabasas, Calif.  
Calabasas High

PPG: 0.0 RPG: 0.0 APG: 0.0  
FG%: 00.0 3FG%: 00.0 FT%: 00.0



**# 33**

## **Aguek Arop**

Forward  
6-6, 220, Junior - 2L  
Omaha, Neb.  
Omaha South High

PPG: 5.0 RPG: 2.9 APG: 0.8  
FG%: 47.6 3FG%: 15.4 FT%: 46.4



**# 42**

## **Triston Broughton**

Guard  
6-4, 190, Freshman - HS  
Ladera Ranch, Calif.  
Tesoro High

PPG: 0.0 RPG: 0.0 APG: 0.0  
FG%: 00.0 3FG%: 00.0 FT%: 00.0



Head Coach

## **Brian Dutcher**

4th season (88-30, 48-17 MW)  
2019-20 Honors  
USA Today National Coach of the Year  
NABC Division I District 17 Coach of the Year  
USBWA District IX Coach of the Year  
MW Coach of the Year (coaches & media)  
Naismith Coach of the Year Finalist



# BRIAN DUTCHER

Head Coach

Fourth Season • 22nd Season Overall at SDSU • Minnesota, 1982

Brian Dutcher enters his fourth season as San Diego State head coach after three years in which he led the Aztecs to three Mountain West title games, its conference-record 11th and 12th Mountain West crowns and back to the NCAA tournament for the first time since 2015. He is the only coach in the 99-year history of San Diego State men's basketball to win at least 20 games in each of his first three seasons at the helm of the program, and over the summer signed a contract extension which will keep him on The Mesa through the 2025-26 season.

In 2019-20 his squad ripped off a program-record 26 straight wins to open the season and peaked, for eight weeks, at a No. 4 ranking in both the Associated Press and USA Today Coaches top-25 polls, before finishing the regular season at No. 6. The Aztecs went 30-2 on the year, including 17-1 in Mountain West play and Dutcher earned *USA Today* National Coach of the Year, Mountain West Coach of the Year (in both the coaches and media polls), National Association of Basketball Coaches (NABC) Division I District 17 Coach of the Year and United States Basketball Writers Association (USBWA) District IX Coach of the Year. In addition, he was one of five finalists for the 2020 Werner Ladder Naismith Men's College Coach of the Year Award.

In program history, his team's 30 wins in 2019-20 are the third most in a season and its two defeats are the fewest. SDSU's 17 wins in conference play are the most in program history, and its one loss is the fewest in the Aztecs' Division I era and equals the fewest since 1926-27, when it moved from junior college competition to the National Association of Intercollegiate Athletics (NAIA). San Diego State opened the 2019-20 league slate with a 15-game winning streak which set a new Mountain West record.

Led by junior guard and consensus All-American Malachi Flynn, the team won the Continental Tires Las Vegas Invitational with a blow out victory over Creighton and a 16-point comeback win against Iowa in the championship game. A month later, the Aztecs handed Utah a 28-point drubbing in the Basketball Hall of Fame Classic three days after the Utes defeated then No. 6 Kentucky.

In addition to Flynn, forwards Matt Mitchell and Yanni Wetzell and guard KJ Feagin, were recognized by the MW in its postseason awards as well as numerous national outlets.

With the expected return for the postseason of forward Nathan Mensah, who had been sidelined for the final 19 games of the year, San Diego State was poised for a deep run in the NCAA Tournament. The Aztecs were projected to be either a No. 1 or No. 2 seed and some felt were a Final Four team, but the coronavirus pandemic put an end to the postseason and fans were left to wonder what could have been.

In 2017-18, his inaugural season as Aztecs head coach, Dutcher was the only Division I head coach to guide his team to the NCAA Tournament after going 22-10 in the regular season, including winning the 2018 Mountain West Tournament championship.

Dutcher, who took the helm of the program following Steve Fisher's retirement announcement on April 11, 2017, was on The Mesa for all 18 of Fisher's seasons. He held the title of associate head coach/head coach in waiting for the six years prior to his ascension to the top job and is the 15th head coach in the program's history.

Over the course of his 21 years at San Diego State, Dutcher has helped the Aztecs reach the postseason 14 times, including nine trips to the NCAA tournament, win a conference-best 12 Mountain West titles and record 15 seasons of at least 20 victories.

Since 2008-09, Dutcher and SDSU twice advanced to the NCAA Sweet 16 (2011, 2014) and NIT semifinal round (2009, 2016), won at least 25 games eight times and captured nine MW championships (six regular season, three tournament).

Dutcher arrived at San Diego State shortly after Fisher was hired on March 26, 1999. In his first year in "America's Finest City," the Aztecs won only five games, but improved upon their win total from the season before. After that, San Diego State posted a 14-14 record in 2000-01, before winning the 2002 MW Championship, earning an NCAA tournament bid, and finishing with a 21-12 record. The 2002-03 campaign saw SDSU receive an NIT invitation, which culminated in the program's first Division I postseason victory.

After helping attract the program's first McDonald's All-American to the 2002-03 squad, Dutcher assisted in securing the signatures of future starters and all-league performers Brandon Heath and Marcus Slaughter. The duo started their first two seasons on The Mesa, leading to the 2005-06 campaign that produced the school's first MW regular-season and tournament title sweep.

The Aztecs advanced to the NCAA tournament and ultimately won a then-school-record 24 games. That appearance led to a string of 10 consecutive postseason berths.

From the 2006-07 campaign through 2008-09, San Diego State registered 20 or more wins and went to three straight NITs. In 2009, the Aztecs advanced to the NIT semifinals and broke the previous school record with 26 victories. That run to the 2009 NIT semifinals was a springboard to the most successful run in SDSU basketball history. Led by future NBA first-round draft pick and two-time NBA champion Kawhi Leonard, the 2009-10 Aztecs won the MW Championship, advanced to the NCAA tournament and fell four points shy of moving on to the second round before finishing with a 25-9 record.

The NCAA experience from the 2009-10 squad proved fruitful in 2010-11, when it returned all five starters, including Leonard, and freshman Jamaal Franklin, who would turn out to be a future MW Player of the Year and NBA draft selection. With Dutcher on staff, SDSU won its first 20 games of the year, shared the MW regular-season title, and captured the MW tournament crown. The Aztecs moved on to the NCAA tournament as a No. 2 seed and won the program's first Division I NCAA tournament game. San Diego State, which was ranked as high as No. 4 and received first-place votes at one point in the season, advanced to the Sweet 16 and fell to the eventual national champion, finishing with a school-record 34 wins, a mark that still stands today. The Aztecs' also found themselves in the final top-25 polls, ranking sixth in the AP and 11th in the USA Today Coaches Poll. Five months after SDSU's record-setting 2010-11 campaign, the University elevated Dutcher to associate head coach/head coach in waiting.

In his first season with his new title, Dutcher and the Aztecs advanced to the 2012 NCAA tournament as an

at-large team and recorded 26 wins. The next season, San Diego State was again an at-large selection to the NCAA tournament, moved on to the round of 32 for the second time in three years and finished with 23 victories.

Another NCAA Sweet 16 run was in the cards in Dutcher's third season as the head coach in waiting. The Aztecs opened the campaign by winning 21 of their first 22 games, including 20 in a row at one point, and were led by seniors Xavier Thames, who would become an NBA draft pick, and Josh Davis. SDSU won the program's second outright Mountain West regular-season title and later swept through two games in Spokane, Washington, to secure its second Sweet 16 appearance in four seasons. San Diego State compiled 31 wins and finished the season ranked 13th in the AP and 12th in the Coaches after rising to as high as fifth nationally in both polls.

The 2014-15 campaign saw the Aztecs spend their fifth straight season in the top 25. In the process of winning 27 games, San Diego State grabbed its second straight MW regular-season crown and earned an at-large invitation to the NCAA tournament where they defeated St. John's in the round of 64. One season later, the Aztecs found themselves in the NIT after winning the MW by three games with a 16-2 record. Nevertheless, San Diego State won three games and qualified for the NIT national semifinals, eventually logging 28 victories.

SDSU completed the 2016-17 slate with a 19-14 record despite experiencing a rash of injuries. The 2016 Hawaiian Airlines Diamond Head Classic champions entered 2017-18 as one of 12 teams to have won at least 19 games in 12 consecutive seasons, which was a sign of things to come in Dutcher's first year.

Dutcher's first roster as head coach featured a pair of seniors that had won multiple Mountain West titles and owned NCAA tournament experience in Trey Kell and Malik Pope.

Prior to coming to SDSU, Dutcher spent 10 seasons on Steve Fisher's bench at Michigan, where the program reached the postseason each year and participated in the NCAA Tournament eight times, including three trips to the Final Four and the championship game including a national championship in 1989.

## Brian Dutcher Year-By-Year (Division I Only)

Year	School (Position)	Overall		Conference		Postseason; Championships
		W-L	Pct.	W-L	Pct.	
1988-89	Michigan (AC)	30-7	.811	12-6	.667	NCAA Champions
1989-90	Michigan (AC)	23-8	.742	12-6	.667	NCAA 2nd Round
1990-91	Michigan (AC)	14-15	.483	7-11	.389	NIT 1st Round
1991-92	Michigan (AC)	25-9	.735	11-7	.611	NCAA Runner-Up
1992-93	Michigan (AC)	31-5	.861	15-3	.833	NCAA Runner-Up
1993-94	Michigan (AC)	24-8	.750	13-5	.722	NCAA Regional Finalist
1994-95	Michigan (AC)	17-14	.548	11-7	.611	NCAA 1st Round
1995-96	Michigan (AC)	20-12	.625	10-8	.556	NCAA 1st Round
1996-97	Michigan (AC)	24-11	.686	9-9	.500	NIT Champions
1997-98	Michigan (AC)	25-9	.735	11-5	.688	NCAA 2nd Round; Big 10 Tournament
10 Seasons at UM		233-98	.704	111-67	.624	8 NCAAAs, 10 Postseason Appearances
Year	School (Position)	Overall		Conference		Postseason; Championships
		W-L	Pct.	W-L	Pct.	
1999-00	SDSU (Asst. HC)	5-23	.179	0-14	.000	
2000-01	SDSU (Asst. HC)	14-14	.500	4-10	.286	
2001-02	SDSU (Asst. HC)	21-12	.636	7-7	.500	NCAA 1st round; MW Tournament
2002-03	SDSU (Asst. HC)	16-14	.533	6-8	.429	NIT second round
2003-04	SDSU (Asst. HC)	14-16	.467	5-9	.357	
2004-05	SDSU (Asst. HC)	11-18	.379	4-10	.286	
2005-06	SDSU (Asst. HC)	24-9	.727	13-3	.813	NCAA 1st Round; MW RS, Tournament
2006-07	SDSU (Asst. HC)	22-11	.667	10-6	.625	NIT 2nd Round
2007-08	SDSU (Asst. HC)	20-13	.606	9-7	.563	NIT 1st Round
2008-09	SDSU (Asst. HC)	26-10	.722	11-5	.688	NIT Semifinals
2009-10	SDSU (Asst. HC)	25-9	.735	11-5	.688	NCAA 1st Round; MW Tournament
2010-11	SDSU (Asst. HC)	34-3	.919	14-2	.875	NCAA Sweet 16; MW RS, Tournament
2011-12	SDSU (HCIW)	26-8	.765	10-4	.714	NCAA 2nd Round; MW RS
2012-13	SDSU (HCIW)	23-11	.676	9-7	.563	NCAA 3rd Round
2013-14	SDSU (HCIW)	31-5	.861	16-2	.889	NCAA Sweet 16; MW RS
2014-15	SDSU (HCIW)	27-9	.750	14-4	.778	NCAA 3rd Round; MW Co-RS
2015-16	SDSU (HCIW)	28-10	.737	16-2	.889	NIT Semifinals; MW RS
2016-17	SDSU (HCIW)	19-14	.576	9-9	.500	
2017-18	SDSU (HC)	22-11	.667	11-7	.611	NCAA 1st Round; MW Tournament
2018-19	SDSU (HC)	21-13	.617	11-7	.611	
2019-20	SDSU (HC)	30-2	.966	17-1	.944	MW Regular Season (postseason canceled)
2020-21	SDSU (HC)	15-4	.789	9-3	.750	
22nd Season at SDSU		474-239	.665	216-132	.621	9 NCAAAs, 14 Postseason Appearances
32nd Season Career Totals		Overall		Conference		Postseason
		W-L	Pct.	W-L	Pct.	
		707-337	.677	327-199	.622	17 NCAAAs, 24 Postseason Appearances

## SEASON/CAREER HIGHS

### Points

Season	15 vs. Wyoming (1/30/21)
Career	15 vs. Wyoming (1/30/21)

### Rebounds

Season	13 vs. San Jose State (2/8/21)
Career	13 vs. San Jose State (2/8/21)

### Assists

Season	3 at Air Force (1/24/21)
Career	3 at Air Force (1/24/21)

### Field Goals

Season	6 vs. Wyoming (1/30/21)
Career	6 vs. Wyoming (1/30/21)

### Field Goals Attempted

Season	9 vs. San Jose State (2/8/21)
Career	12 vs. Texas Southern (11/5/19)

### Three-Point Field Goals

Season	3 vs. UC Irvine (11/27/20)
Career	3 vs. UC Irvine (11/27/20)

### Three-Point FG Attempted

Season	5 vs. UC Irvine (11/27/20)
Career	7 vs. Texas Southern (11/5/19)

### Free Throws

Season	3 vs. UC Irvine (11/27/20)
Career	3 vs. UC Irvine (11/27/20)
	3 vs. San Diego Christian (12/18/19)

### Free Throws Attempted

Season	5 vs. Pepperdine (12/6/20)
Career	5 vs. Pepperdine (12/6/20)

### Steals

Season	1 at Air Force (1/24/21)
	1 vs. Saint Mary's (12/22/20)
	1 vs. UC Irvine (11/27/20)
Career	3 vs. Texas Southern (11/5/19)

### Blocked Shots

Season	2 vs. Saint Mary's (12/22/20)
Career	2 vs. Saint Mary's (12/22/20)

### Minutes Played

Season	21:32 vs. Wyoming (1/30/21)
Career	21:32 vs. Wyoming (1/30/21)



# 0 • KESHAD JOHNSON

FORWARD • 6-7 • 210 • SOPHOMORE - 1L  
OAKLAND, CALIF. (SAN LEANDRO HIGH)

### Quick Hits

- Pronounced KEY-shawd
- A four-star prospect (ESPN) and one of the top-25 high school players in the state of California in his senior season.
- As a senior led his team with 14.4 points, 8.0 rebounds, 3.0 assists, 2.3 blocks, 1.9 steals with nine double doubles.
- As a junior at Envision Academy in Oakland, Calif., he averaged 24.0 points, 12.4 rebounds, 4.2 blocks, 3.4 assists and 2.8 steals while leading the team to the CIF Boys Basketball Division V playoffs.
- Entering the year was undefeated in his college career in games in which he has appeared (20-0).

### Season Highlights

- Grabbed three rebounds, had two steals, a block and two points vs. No. 22/21 UCLA (11/25).
- Scored a career-best 14 pts, including 3 three-pts vs. UC Irvine (11/27) to lead the team in scoring.
- Versus St. Katherine (12/2) equaled career-bests with four FGs and two assists, and set a season-high with five rebounds.
- Attempted a career-high five FTs vs. Pepperdine (12/6).
- Recorded the first multi-block game of his career (2) vs. Saint Mary's (12/22).
- Returned to action at Utah State (1/14) after missing the previous three games due to injury.
- Played a season-high 20 minutes at Utah State (1/16) & equaled his season-best w/5 rebounds.
- Pulled down a season-high 6 boards at Air Force (1/22).
- Grabbed a season-high 7 rebounds and posted a career-best 3 assists at Air Force (1/24).
- Scored a career-high 15 points on 6-of-8 shooting, including 2-of-2 from beyond the arc in a career-high 21:32 minutes vs. Wyoming (1/30).
- Established a new career-high w/ 13 rebounds vs. San Jose State (2/8), including career-bests in both offensive (6) and defensive boards (7).

### Trending

- Has totaled double digit minutes played in the last seven games, the longest streak of his career, and over that stretch has averaged 6.0 pts, 6.0 rebs, 1.4 assists & 0.6 blocks.
- In 18 games last season, played double digit minutes three times. This season, in 15 games, has done it 11 times, including the last seven in a row.
- Has increased his percentages on all shooting categories from last year to this year.
- Has 9 blocks in 15 games (216 total minutes) versus 1 block in 18 games (107 total minutes) in 2019-20.
- In his last six games is averaging 6.0 rebounds (his career average is 2.8/g).
- Per 40 minutes played this season, is averaging 12.7 points, 11.3 rebounds, 2.8 assists & 1.7 blocks.
- In 15 games this season his output, compared to 18 games last season, are up in the following categories; points (34-to-69), assists (4-to-15), blocks (1-to-9) and rebounds (30-to-61).
- In his last four games he has averaged 8.0 pts, on 12-of-23 (.522) FG and 3-of-5 (.600) 3FG and 5.8 rebs in 19.3 mins per outing.

## 2020-21 GAME-BY-GAME STATISTICS

Opponent	GS	MP	FG	3FG	FT	O-D-R	PF	TP	A	TO	S	B
UCLA	13	1-2	0-0	0-0	2-1-3	0	2	2	0	0	1	
UC Irvine	17	4-8	3-5	3-4	2-2-4	0	14	0	1	1	0	
St. Katherine	19	4-6	0-2	1-1	1-4-5	1	9	2	1	0	1	
Pepperdine	5	0-0	0-0	1-5	0-0-0	0	1	0	0	0	0	
at Arizona State	DNT											
BYU	9	0-2	0-0	0-0	2-0-2	0	0	0	0	0	0	
vs. Saint Mary's	13	0-0	0-0	1-2	0-4-4	3	1	1	1	1	2	
Colorado State	5	0-1	0-1	0-2	0-1-1	0	0	0	1	0	1	
Colorado State	INJ											
Nevada	INJ											
Nevada	INJ											
at Utah State	5	0-2	0-1	0-0	0-1-1	0	0	0	0	0	0	
at Utah State	20	0-0	0-0	2-4	1-4-5	1	2	1	1	0	1	
at Air Force	19	3-5	0-1	0-2	2-4-6	2	6	2	1	0	0	
at Air Force	17	0-2	0-0	2-2	2-5-7	1	2	3	2	1	1	
Wyoming	21	2-3	1-2	1-2	0-4-4	3	6	2	0	0	1	
Wyoming	22	6-8	2-2	1-1	1-4-5	1	15	2	0	0	0	
vs. New Mexico (Canceled)												
vs. New Mexico (Canceled)												
San Jose State	18	3-9	0-1	2-3	6-7-13	1	8	0	0	0	0	
San Jose State	16	1-3	0-0	1-2	0-1-1	0	3	0	2	0	1	
at Fresno State												
at Fresno State												
Boise State												
Boise State												
at UNLV (Postponed)												
at UNLV (Postponed)												

## MISCELLANEOUS STATS/SAN DIEGO STATE RECORD

Category	2020-21 Season		Career	
	Games	SDSU W/L	Games	SDSU W/L
Double-Figure Scoring	2	2-0	2	2-0
15-Point Games	1	1-0	1	1-0
Double-Figure Rebounding	1	1-0	2	2-0
Led SDSU in Scoring	0	0-0	0	0-0
Led SDSU in Rebounding	4	3-1	4	3-1
Led SDSU in Assists	0	0-0	0	0-0
Multiple Steals	0	0-0	2	2-0
One Turnover or Less	13	9-4	30	26-4

Consecutive Games	Current	Long
Consecutive Games Played	8	8*
Scoring A Point	7	7*
One Turnover or Less	-	27

\* - Denotes an active streak

## JOHNSON CAREER STATISTICS

Year	G-GS	Min.-Avg.	FG-FGA	Pct.	3P-3PA	Pct.	FT-FTA	Pct.	OR	DR	Reb	Avg.	PF-D	AT	TO	BS	ST	Pts	Avg.
19-20	18-0	107-5.9	12-34	.353	4-18	.222	6-16	.375	12	18	30	1.7	12-0	4	8	1	5	34	1.9
20-21	15-0	216-14.4	24-51	.471	6-15	.400	15-30	.500	19	42	61	4.1	13-0	15	10	9	3	69	4.6
<b>TOTAL</b>	<b>33-0</b>	<b>323-9.8</b>	<b>36-85</b>	<b>.424</b>	<b>10-33</b>	<b>.303</b>	<b>21-46</b>	<b>.457</b>	<b>31</b>	<b>60</b>	<b>91</b>	<b>2.8</b>	<b>25-0</b>	<b>19</b>	<b>18</b>	<b>10</b>	<b>8</b>	<b>103</b>	<b>3.1</b>



## SEASON/CAREER HIGHS

### Points

Season	14 at Air Force (1/22/21)
Career	14 at Air Force (1/22/21)

### Rebounds

Season	5 vs. Saint Mary's (12/22/20)
Career	5 vs. Saint Mary's (12/22/20) 5 vs. CS Dominguez Hills (12/12/18)

### Assists

Season	5 vs. San Jose State (2/8/21) 5 at Air Force (1/22/21)
Career	5 vs. San Jose State (2/8/21) 5 at Air Force (1/22/21)

### Field Goals

Season	5 at Air Force (1/22/21)
Career	5 at Air Force (1/22/21)

### Field Goals Attempted

Season	8 vs. Wyoming (1/28/21)
Career	8 vs. Wyoming (1/28/21)

### Three-Point Field Goals

Season	4 at Air Force (1/22/21) 4 vs. Colorado State (1/2/21)
Career	4 at Air Force (1/22/21) 4 vs. Colorado State (1/2/21)

### Three-Point FG Attempted

Season	6 at Air Force (1/22/21) 6 vs. Colorado State (1/2/21)
Career	6 at Air Force (1/22/21) 6 vs. Colorado State (1/2/21)

### Free Throws

Season	6 vs. Pepperdine (12/6/20)
Career	6 vs. Pepperdine (12/6/20)

### Free Throws Attempted

Season	8 vs. Pepperdine (12/6/20)
Career	8 vs. Pepperdine (12/6/20)

### Steals

Season	2 vs. Brigham Young (12/18/20) 2 vs. Pepperdine (12/6/20)
Career	2 vs. St. Katherine (12/2/20) 3 vs. Jackson State (11/27/18)

### Blocked Shots

Season	1 at New Mexico (2/5/19)
Career	1 at San Jose State (2/2/19)

### Minutes Played

Season	32:26 vs. Nevada (1/9/21)
Career	32:26 vs. Nevada (1/9/21)



# 2 • ADAM SEIKO

GUARD • 6-3 • 210 • JUNIOR - 2L  
BOSTON, MASS. (SIERRA CANYON HIGH (CALIF.))

### Rankings

- **SDSU SINGLE SEASON - No. 29 - Victories (27 in 2019-20)**

### Quick Hits

- Pronounced SAY-co.
- One of the team's top on-ball defenders.
- Can play both point and shooting guard.
- After redshirting in 2017-18, has appeared in 61-of-64 games in the past two seasons.
- Entering 2020-21, 34-of-45 career buckets (75.5 percent) have been from distance and 87-of-105 shots (82.9 percent) have come from beyond the three-point line.
- Entering 2020-21 has averaged 1.2:1 assist-to-turnover ratio and 1.5 turnovers per 40 minutes played.

### Season Highlights

- In the opener against No. 22/21 UCLA (11/25) recorded the 57th game in his 62 game career with one turnover or less.
- Hit his first bucket of the season, a three, vs. UC Irvine (11/27).
- Snatched a season-high four rebounds vs. St. Katherine (12/2).
- In a season-high 19:44 vs. Pepperdine (12/6), set career-bests in FT (6) & FTA (8), scoring a season-high six points.
- Played a season-high 20:38 at Arizona State (12/10) & for the fifth time in five games grabbed multiple rebounds.
- Versus Brigham Young (12/18), knocked down multiple buckets (two 3-ptrs) for the first time this year.
- Had a season-high & career-equaling best five rebounds vs. Saint Mary's (12/22).
- **Earned the first start of his career and scored a season-high 12 points vs. Colorado State (1/2) also recorded career-highs with 4 assists, 4 field goals, 4 three-point field goals & 6 three-point field goal attempts.**
- In his second career start attempted a season and career-high equaling six shot attempts vs. Colorado State (1/4).
- Led the team in assists (2) at Utah State (1/14).
- Set career-highs with 14 pts and 5 assists at Air Force (1/22).
- Passed 100-career rebounds with 2 vs. Wyoming (1/30).
- Earned the seventh start of his career vs. San Jose State (2/8) where he equaled a career-best with five assists.

### Trending

- In his last five games played has shot 16-of-31 (.516) FGs, including 11-of-22 (.500) from beyond the arc, and has averaged 9.0 pts, 2.8 assists, & 2.2 rebs.
- **Started the 6 games from Jan. 2 to Jan. 16, the first 6 of his college career, and averaged 4.3 points and 1.7 assists.**
- Has a 2.1:1 assist-to-turnover ratio in 2020-21, compared to 1.2:1 in his previous two seasons.
- **For the season 76.7 percent (23-of-30) of his FGs are from the bonus distance and for his career 76.0 percent are threes (57-of-75).**
- For his career has averaged 1.5 turnovers per 40 minutes played for his career (44 in 1,125 minutes).
- **Has committed one turnover or less in 20 of the last 24 games and 43 of the last 48.**
- Dating back to last season, has played double digit minutes in 22 straight games, the longest stretch of his career.

## 2020-21 GAME-BY-GAME STATISTICS

Opponent	GS	MP	FG	3FG	FT	O-D-R	PF	TP	A	TO	S	B
UCLA	17	0-1	0-1	0-0	0-3-3	1	0	1	0	0	0	0
UC Irvine	12	1-4	1-2	0-0	2-0-2	3	3	2	1	1	0	0
St. Katherine	16	0-4	0-3	0-0	0-4-4	0	0	1	1	2	0	0
Pepperdine	20	0-1	0-1	6-8	0-4-4	3	6	2	1	2	0	0
at Arizona State	21	1-2	0-1	0-0	1-2-3	0	2	1	0	0	0	0
BYU	16	2-3	2-3	0-0	0-1-1	1	6	0	0	2	0	0
vs. Saint Mary's	16	1-3	1-3	2-2	1-4-5	2	5	0	1	0	0	0
Colorado State	*	25	4-6	4-6	0-0	0-2-2	3	12	4	2	0	0
Colorado State	*	20	0-6	0-5	0-0	0-0-0	2	0	2	1	1	0
Nevada	*	22	1-2	1-2	0-0	0-2-2	0	3	1	2	0	0
Nevada	*	32	2-5	2-5	0-0	0-1-1	3	6	0	1	0	0
at Utah State	*	27	1-4	1-4	0-0	1-1-2	1	3	2	0	1	0
at Utah State	*	22	1-3	0-1	0-0	0-2-2	0	2	1	2	0	0
at Air Force	18	5-7	4-6	0-2	0-0-0	0	14	5	0	0	0	0
at Air Force	19	3-4	3-3	0-1	0-4-4	2	9	2	0	1	0	0
Wyoming	21	4-8	1-3	0-0	0-3-3	2	9	1	2	1	0	0
Wyoming	24	3-7	2-5	0-0	0-2-2	3	8	1	0	0	0	0
vs. New Mexico (Canceled)												
vs. New Mexico (Canceled)												
San Jose State	*	24	1-5	1-5	2-2	0-2-2	1	5	5	1	0	0
San Jose State												
at Fresno State												
at Fresno State												
Boise State												
Boise State												
at UNLV (Postponed)												
at UNLV (Postponed)												

## MISCELLANEOUS STATS/SAN DIEGO STATE RECORD

	2020-21		Career	
	Games	SDSU W/L	Games	SDSU W/L
Double-Figure Scoring	2	1-1	3	2-1
15-Point Games	0	0-0	0	0-0
Led SDSU in Scoring	0	0-0	0	0-0
Led SDSU in Rebounding	0	0-0	0	0-0
Led SDSU in Assists	3	2-1	3	2-1
Multiple Steals	3	2-1	6	5-1
One Turnover or Less	14	12-2	70	54-16

Consecutive Games	Current	Long
Consecutive Games Played	22	23
Scoring A Point	9	9*
One Turnover or Less	2	22

\* - Denotes an active streak

## SEIKO CAREER STATISTICS

Year	G-GS	Min.-Avg.	FG-FGA	Pct.	3P-3PA	Pct.	FT-FTA	Pct.	OR	DR	Reb	Avg.	PF-D	AT	TO	BS	ST	Pts	Avg.
18-19	32-0	389-12.2	17-40	.425	14-33	.424	21-28	.750	3	28	31	1.0	27-0	20	19	1	9	69	2.2
19-20	29-0	359-12.4	28-65	.431	20-54	.370	7-9	.778	4	26	30	1.0	27-0	16	10	0	10	83	2.9
20-21	18-7	377-20.9	30-75	.400	23-59	.390	10-15	.667	5	37	42	2.3	27-0	31	15	0	11	93	5.2
<b>TOTAL</b>	<b>79-7</b>	<b>1,125-14.2</b>	<b>75-180</b>	<b>.417</b>	<b>57-146</b>	<b>.390</b>	<b>38-52</b>	<b>.731</b>	<b>12</b>	<b>91</b>	<b>103</b>	<b>1.3</b>	<b>81-0</b>	<b>67</b>	<b>44</b>	<b>1</b>	<b>30</b>	<b>245</b>	<b>3.1</b>

## SEASON/CAREER HIGHS

### Points

Season 19 vs. Colorado State (1/2/21)  
 Career 33 vs. Pepperdine (11/12/19)\*

### Rebounds

Season 5 vs. San Jose State (2/10/21)  
 5 vs. Nevada (1/9/21)  
 Career 6 vs. UC Irvine (2/22/20)\*  
 6 vs. Calgate (11/24/19)\*  
 6 at UC Irvine (3/9/19)\*  
 6 vs. Hawai'i (1/6/18)\*

### Assists

Season 6 at Air Force (1/24/21)  
 Career 10 vs. UC Davis (2/1/18)\*

### Field Goals

Season 7 vs. Colorado State (1/2/21)  
 Career 11 at Green Bay (11/25/19)\*  
 11 at Hawai'i (3/2/19)\*  
 11 at UC Riverside (1/9/19)\*  
 11 vs. Morgan State (12/29/18)\*

### Field Goals Attempted

Season 15 vs. Colorado State (1/2/21)  
 Career 23 at Auburn (11/25/19)\*  
 23 at Utah Valley (3/19/19)\*

### Three-Point Field Goals

Season 5 at Air Force (1/24/21)  
 5 vs. Colorado State (1/2/21)  
 Career 7 vs. Fresno State (11/30/19)\*  
 7 vs. Pepperdine (11/12/19)\*  
 7 vs. Hawai'i (1/17/19)\*

### Three-Point FG Attempted

Season 9 at Air Force (1/24/21)  
 9 vs. Colorado State (1/2/21)  
 Career 14 vs. Fresno State (11/30/19)\*  
 14 at Utah Valley (3/19/19)\*

### Free Throws

Season 2 at Utah State (1/16/21)  
 2 vs. UC Irvine (11/27/20)  
 2 vs. UCLA (11/25/20)  
 Career 8 vs. Cal Poly (1/11/20)\*  
 8 at Portland (12/4/19)\*  
 8 vs. Cal State Fullerton (2/16/19)\*  
 8 vs. Cal Poly (2/2/19)\*

### Free Throws Attempted

Season 2 at Utah State (1/16/21)  
 2 vs. UC Irvine (11/27/20)  
 2 vs. UCLA (11/25/20)  
 Career 10 at Portland (12/4/19)\*

### Steals

Season 4 at Air Force (1/22/21)  
 4 vs. Colorado State (1/2/21)  
 Career 4 at Air Force (1/22/21)  
 4 vs. Colorado State (1/2/21)  
 4 at Portland (12/4/19)\*  
 4 at San Diego (12/9/18)\*

### Blocked Shots

Season  
 Career

### Minutes Played

Season 30:23 vs. Colorado State (1/4/21)  
 Career 43 vs. UC Davis (2/23/19)\*  
 43 at Cal Poly (1/12/19)\*  
 43 vs. Yale (1/5/19)\*

\*-at CSUN



# 3 • TERRELL GOMEZ

GUARD • 5-8 • 165 • SENIOR - TR

LOS ANGELES, CALIF. (MIDDLEBROOKS ACADEMY/CSUN)

2019-20 first-team All-Big West, 2018-19 first-team All-Big West, 2017-18 Big West Freshman of the Year

### Rankings

- **MW** - No. 9 - Three-Point FGM (2.05/g); No. 15 - Assists (2.63/g)
- **NCAA** - No. 152 - Three-Point Field Goals (39); No. 223 - Three-Point Field Goals per game (2.05); No. 268 - Three-Point Field Goal Attempts (90)

### Quick Hits

- Pronounced TUH-rell (like former NFL player Terrell Davis, NOT Terrell Owens)
- A starter in all 96 career games entering the 2020-21 season.
- Led the nation in free throw percentage (.948) in 2019-20.
- Begins 2020-21, 363 points from 2,000 for his college career.
- One of the premier scorers in the nation.

### Season Highlights

- In the 97th game of his collegiate career, picked up first win vs. a ranked team (No. 22/21 UCLA) & it was also the first time in college he was not a starter.
- Versus UCLA (11/25) reached double figure scoring for the 64th time in the last 67 games.
- Knocked down 2 three-pters vs. UC Irvine (11/27) & has multiple threes in 83-of-98 career games.
- Made his first start as an Aztec vs. St. Katherine (12/2).
- Scored a season-high 13 points vs. St. Katherine (12/2), where he also had season-bests in FGs (5), 3FGs (3) and rebounds (3).
- Appeared in the 100th game of his college career vs. Pepperdine (12/6), where he led the team in assists (3).
- Led the team with four assists at Arizona State (12/10).
- Equaled season-high with 13 pts (5-of-6 FG & 3-of-4 3FG) vs. Saint Mary's (12/22) and led team in assists for third time this season.
- Recorded a season-best 19 points (7-of-15 FG & 5-of-9 3FG, all season highs) in 29:50 vs. Colorado State (1/2).
- Has back-to-back double digit scoring nights (13 vs. Saint Mary's & 19 vs. Colorado State) for the first time as an Aztec.
- Let team in assists in both games of the Nevada series (1/7 & 1/9).
- Led the team in assists at Utah State (1/14).
- 16 pts at Utah State (1/16) led the team & his 5 FGs & 4 3FGs led all scorers.
- His 5 3-pters at Air Force (1/24) equals a season best.
- In his third straight start, and the 100th of his career, went 5-of-7 (.714) FG & 4-4 (1.000) 3FG vs. Wyoming (1/28).
- Reached double digit scoring vs. SJSU (2/10), and the 9th time this season.

### Trending

- In the two games, at Air Force & vs. Wyoming, averaged 14.5 pts (10-of-16 FG - 62.5%, 9-of-13 3FG - 69.2%), 3.5 assists and 2.0 rebs.
- Since the start of the 1996-97 season, is the second player in college basketball to have made at least 300 treys, shot at least .437 from the bonus distance and done so in less than 100 games (John Jenkins, Vanderbilt).
- Is one of four player since the start of the 1996-97 season to have a FT percentage of at least .893 & to have hit 300 threes in his college career.
- One of only four active players to have made at least 330 three pointers (352 - Jhivvan Jackson, UTSA, 337 - Jordan Bohannon, Iowa; 331 - Keaton Wallace, UTSA).
- Ranks No. 3 among active players with 332 three pointers.
- Has appeared in every game of his college career (115) and started in 89.6 percent of them (103).
- Has appeared in the scoring column in 112-of-115 career games (97.4 percent).
- Among active players, his 1,793-career points rank 11th overall and his .890 free throw percentage is No. 6 in the nation.
- Has scored in double figures in 9-of-19 games this year and a total of 91 times in his career (115 games).
- 55.6 percent (332-of-597) of his career field goals have come from the bonus distance, the highest percentage of any active player with at least 300 made three-pointers and 500 made field goals.
- Is one of 6 active players in Division I to have scored at least 1,793 points and have had at least 329 assists (others Colbey Ross, Pepperdine - 2,066 pts/785 assts; Justin Turner, Bowling Green - 1,998 pts/346 assts; Keaton Wallace, UTSA - 1,964 pts/339 assts; Matt Lewis, James Madison - 1,923 pts/339 assts; Carlrik Jones, Louisville - 1,796 pts/537 assts).

## 2020-21 GAME-BY-GAME STATISTICS

Opponent	GS	MP	FG	3FG	FT	O-D-R	PF	TP	A	TO	S	B
UCLA	20	3-7	2-4	2-2	0-1-1	1	10	2	3	1	0	0
UC Irvine	16	2-5	2-2	0-0-0	0	8	1	1	2	0	0	0
St. Katherine	* 23	5-7	3-5	0-0	0-3-3	3	13	2	3	1	0	0
Pepperdine	22	1-7	0-5	0-0	0-3-3	1	2	3	0	0	0	0
at Arizona State	25	2-5	2-4	0-0	0-0-0	2	6	4	1	0	0	0
BYU	15	1-5	0-2	0-0	0-0-0	1	2	0	1	1	0	0
vs. Saint Mary's	25	5-6	3-4	0-0	0-0-0	0	13	4	2	1	0	0
Colorado State	30	7-15	5-9	0-0	0-2-2	0	19	2	0	4	0	0
Colorado State	30	5-9	3-6	0-0	0-1-1	1	13	4	4	1	0	0
Nevada	24	0-5	0-2	0-0	0-0-0	1	0	3	1	0	0	0
Nevada	20	2-7	2-6	0-0	0-5-5	0	6	3	2	1	0	0
at Utah State	21	0-3	0-1	0-0	0-2-2	0	0	2	0	0	0	0
at Utah State	26	5-13	4-7	2-2	0-1-1	4	16	1	0	0	0	0
at Air Force	* 27	1-8	1-6	0-0	0-0-0	2	3	4	1	4	0	0
at Air Force	* 26	5-9	5-9	0-0	1-2-3	2	15	6	0	0	0	0
Wyoming	* 22	5-7	4-4	0-0	0-1-1	1	14	1	0	1	0	0
Wyoming	* 21	0-2	0-1	0-0	0-1-1	1	0	4	0	0	0	0
vs. New Mexico (Cancelled)												
vs. New Mexico (Cancelled)												
San Jose State	* 24	1-5	1-4	0-0	0-1-1	2	3	1	0	0	0	0
San Jose State	* 27	5-11	2-6	1-2	0-5-5	2	13	3	1	0	0	0
at Fresno State												
at Fresno State												
Boise State												
Boise State												
at UNLV (Postponed)												
at UNLV (Postponed)												

## MISCELLANEOUS STATS/CSUN & SAN DIEGO STATE RECORD

Category	2020-21 Season		Career	
	Games	SDSU W/L	Games	CSUN & SDSU W/L
Double-Figure Scoring	9	7-2	90	40-50
15-Point Games	3	1-2	61	29-32
Led Team in Scoring	2	0-2	33	14-19
Led Team in Rebounding	0	0-0	0	0-0
Led Team in Assists	8	7-1	39	17-22
Multiple Steals	3	2-1	17	7-10
One Turnover or Less	14	10-4	61	32-29
Consecutive Games	Current	Long		
Consecutive Games Played	115	115*		
Without Fouling Out	101	101*		
Scoring A Point	2	105		
One Turnover or Less	8	8*		

\* - Denotes an active streak

## GOMEZ CAREER STATISTICS

Year	G-GS	Min.-Avg.	FG-FGA	Pct.	3P-3PA	Pct.	FT-FTA	Pct.	OR	DR	Reb	Avg.	PF-D	AT	TO	BS	ST	Pts	Avg.
17-18*	30-30	1,022-34.1	121-277	.437	65-141	.461	44-55	.800	12	60	72	2.4	50-1	109	62	0	19	351	11.7
18-19*	34-34	1,283-37.7	214-476	.450	117-279	.419	107-122	.877	12	58	70	2.1	45-0	96	60	0	36	652	19.2
19-20*	32-32	1,187-37.1	207-472	.439	111-252	.440	109-115	.948	10	70	80	2.5	33-0	74	46	0	26	634	19.8
20-21	19-7	445-23.4	55-136	.404	39-90	.433	7-8	.875	1	28	29	1.5	24-0	50	17	0	17	156	8.2
<b>TOTAL</b>	<b>115-103</b>	<b>3,937-34.2</b>	<b>597-1,361</b>	<b>.439</b>	<b>332-762</b>	<b>.436</b>	<b>267-300</b>	<b>.890</b>	<b>35</b>	<b>216</b>	<b>251</b>	<b>2.2</b>	<b>152-1</b>	<b>329</b>	<b>185</b>	<b>0</b>	<b>98</b>	<b>1,793</b>	<b>15.6</b>

\* - at CSUN

## SEASON/CAREER HIGHS

### Points

Season	10 vs. San Jose State (2/8/21)
	10 vs. Nevada (1/7/21)
Career	18 at UNLV (1/26/20)

### Rebounds

Season	5 vs. San Jose State (2/10/21)
	5 at Air Force (1/22/21)
	5 at Utah State (1/14/21)
	5 vs. Colorado State (1/2/21)
Career	5 vs. San Jose State (2/10/21)
	5 at Air Force (1/22/21)
	5 at Utah State (1/14/21)
	5 vs. Colorado State (1/2/21)
	5 at Nevada (2/29/20)
	5 vs. Cal Poly (12/28/19)

### Assists

Season	6 at Air Force (1/22/21)
	6 vs. Colorado State (1/2/21)
	6 vs. UCLA (11/25/20)
Career	7 vs. LIU (11/22/19)

### Field Goals

Season	4 vs. San Jose State (2/8/21)
	4 vs. Nevada (1/7/21)
	4 vs. UC Irvine (11/27/20)
Career	6 at UNLV (1/26/20)

### Field Goals Attempted

Season	10 at Utah State (1/16/21)
Career	10 at Utah State (1/16/21)

### Three-Point Field Goals

Season	1 at Utah State (1/16/21)
	1 at Utah State (1/14/21)
	1 vs. Nevada (1/9/21)
	1 at Arizona State (12/10/20)
	1 vs. UC Irvine (11/27/20)
	1 vs. UCLA (11/25/20)
Career	2 at UNLV (1/26/20)

### Three-Point FG Attempted

Season	3 at Utah State (1/16/21)
	3 vs. Nevada (1/9/21)
Career	3 at Utah State (1/16/21)
	3 vs. Nevada (1/9/21)
	3 at New Mexico (1/29/20)

### Free Throws

Season	2 vs. San Jose State (2/8/21)
	2 at Utah State (1/14/21)
	2 vs. Nevada (1/7/21)
	2 vs. Colorado State (1/2/21)
	2 vs. Pepperdine (12/6/20)
Career	4 at UNLV (1/26/20)

### Free Throws Attempted

Season	3 vs. Colorado State (1/2/21)
	3 vs. Pepperdine (12/6/20)
Career	6 at UNLV (1/26/20)

### Steals

Season	4 vs. St. Katherine (12/2/20)
Career	4 vs. St. Katherine (12/2/20)

### Blocked Shots

Season	
Career	1 vs. Boise State (1/11/20)
	1 vs. San Diego Christian (12/18/19)

### Minutes Played

Season	34:33 vs. Colorado State (1/2/21)
Career	34:33 vs. Colorado State (1/2/21)



# 4 • TREY PULLIAM

GUARD • 6-3 • 180 • SENIOR - 11

BRYAN, TEXAS (CONSOLIDATED HIGH/NAVARRO COLLEGE)63

### Rankings

- **MW** - No. 2 - Assist-to-Turnover Ratio (2.42:1); No. 7 - Assists (3.32/g)
- **NCAA** - No. 50 - Assist-to-Turnover Ratio (2.42:1); No. 201 - Assists (63); No. 280 - Assists per Game (3.3)
- **SDSU SINGLE SEASON** - No. 11 - Victories (30 in 2019-20)

### Quick Hits

- Can play both point and shooting guard and score from all three levels.
- Last year, averaged 4.3 assists per 40 minutes played and was at a 2.1 assists-to-turnover ratio.
- Competed at Navarro College (Corsicana, Texas) for two seasons where he averaged 11.6 points, 4.9 assists and 3.6 rebounds in 58 games.
- Reached the NJCAA Division I Region XIV championship game in 2018-19.
- Finished Navarro College career ranked second in assists (283), fifth in steals (101) and 11th in scoring (671).

### Season Highlights

- In his first major college start, vs. No. 22/21 UCLA (11/25) scored eight points, had six assists, four rebounds.
- Reached a season-high 9 pts vs. UC Irvine (11/27) and 7 assists through 2 gms leads the team.
- Had four steals, a season-high, vs. St. Katherine (12/2), which matches the most in a game among MW performers.
- Played a career-high 28:28 vs. Pepperdine (12/6) & led the team in assists for the third time in four games.
- Set season & career-highs in FGAs (8) & minutes (29:14) at Arizona State (12/10).
- Equaled a season-high w/ 6 assists vs. Colorado State (1/2) in a career-high 34:33 played.
- Led the team with five assists vs. Colorado State (1/4), the sixth time in nine games this season.
- Reached double figures (10 pts) vs. Nevada (1/7); it was the second time in his major college career he has scored at least 10 pts in a game.
- **Scored the game winning bucket, a runner off the glass vs. Nevada (1/9), as time expired. It was the first buzzer beater for the Aztecs in Viejas Arena.**
- Equaled his career-high w/ 5 rebounds at Utah State (1/14).
- Attempted a career-high 10 shots at Utah State (1/16).
- Equaled a season and career-high with 5 rebounds at Air Force (1/22).
- Matched his season-high w/ 10 pts vs. San Jose State (2/8) while hitting season-bests of 4 FGs & 2 FTs.
- Equaled a career-best with 5 rebs vs. San Jose State (2/10).

### Trending

- **For his career (51 games) has a 2.3:1 assist-to-turnover ratio.**
- His 32 points over the first five games of the year is the highest five-game output of his major college career.
- In 15-of-19 games this year has notched multiple assists.
- Only six times, in his major college career (51 games), has he had more turnovers than assists.
- **Passed rebounds 100 for his major college career at Air Force on 1/22 & his 22 boards in the last seven games is the highest total for any seven-game stretch in his major college career.**

## 2020-21 GAME-BY-GAME STATISTICS

Opponent	GS	MP	FG	3FG	FT	O-D-R	PF	TP	A	TO	S	B
UCLA	*	28	3-6	1-2	1-2	2-2-4	2	8	6	2	0	0
UC Irvine	*	22	4-6	1-2	0-1	0-2-2	0	9	1	0	0	0
St. Katherine	*	20	3-6	0-1	0-0	0-1-1	0	6	4	0	4	0
Pepperdine	*	28	0-3	0-1	2-3	0-3-3	1	2	3	3	1	0
at Arizona State	*	29	3-8	1-2	0-0	0-1-1	4	7	2	1	1	0
BYU	*	31	1-9	0-2	1-2	1-3-4	3	3	5	3	1	0
vs. Saint Mary's	*	20	3-5	0-1	1-2	0-2-2	3	7	0	0	0	0
Colorado State	*	35	0-4	0-1	2-3	0-5-5	4	2	6	1	1	0
Colorado State	*	29	2-5	0-0	0-0	1-2-3	0	4	5	1	0	0
Nevada	*	31	4-9	0-2	2-2	0-3-3	1	10	1	0	0	0
Nevada	*	23	3-6	1-3	0-0	0-2-2	3	7	3	3	1	0
at Utah State	*	27	1-6	1-2	2-2	0-5-5	1	5	2	1	2	0
at Utah State	*	29	3-10	1-3	0-0	1-3-4	4	7	2	1	0	0
at Air Force	*	22	0-2	0-1	0-0	2-3-5	0	0	6	1	2	0
at Air Force	*	25	3-5	0-1	0-0	1-3-4	2	6	1	2	0	0
Wyoming	*	19	1-3	0-1	0-0	1-1-2	1	2	3	1	2	0
Wyoming	*	20	2-4	0-2	0-0	0-2-2	3	4	3	4	1	0
vs. New Mexico (Canceled)												
vs. New Mexico (Canceled)												
San Jose State	*	23	4-8	0-1	2-2	0-3-3	1	10	5	1	2	0
San Jose State	*	22	2-9	0-2	0-0	1-4-5	2	4	5	1	3	0
at Fresno State												
at Fresno State												
Boise State												
Boise State												
at UNLV (Postponed)												
at UNLV (Postponed)												

## MISCELLANEOUS STATS/SAN DIEGO STATE RECORD

Category	2020-21 Season		Career	
	Games	SDSU W/L	Games	SDSU W/L
Double-Figure Scoring	2	2-0	3	3-0
15-Point Games	0	0-0	1	1-0
Lead SDSU in Scoring	0	0-0	0	0-0
Lead SDSU in Rebounding	1	0-1	1	0-1
Lead SDSU in Assists	12	8-4	12	8-4
Multiple Steals	6	5-1	7	6-1
One Turnover or Less	13	10-3	38	33-5

Consecutive Games	Current	Long
Consecutive Games Played	51	51*
Scoring A Point	5	18
One Turnover or Less	2	8

\* - Denotes an active streak

## PULLIAM CAREER STATISTICS

Year	G-GS	Min.-Avg.	FG-FGA	Pct.	3P-3PA	Pct.	FT-FTA	Pct.	OR	DR	Reb	Avg.	PF-D	AT	TO	BS	ST	Pts	Avg.
19-20	32-0	561-17.5	43-98	.439	7-21	.333	14-22	.636	12	48	60	1.9	42-1	60	28	2	19	107	3.3
20-21	19-19	483-25.4	42-114	.368	6-30	.200	13-19	.684	10	50	60	3.2	35-0	63	26	0	21	103	5.4
<b>TOTAL</b>	<b>51-19</b>	<b>1,044-20.5</b>	<b>85-212</b>	<b>.401</b>	<b>13-51</b>	<b>.255</b>	<b>27-41</b>	<b>.659</b>	<b>22</b>	<b>98</b>	<b>120</b>	<b>2.4</b>	<b>77-1</b>	<b>123</b>	<b>54</b>	<b>2</b>	<b>40</b>	<b>210</b>	<b>4.1</b>

## SEASON/CAREER HIGHS

### Points

Season 13 vs. Wyoming (1/28/21)  
13 at Utah State (1/16/21)

### Rebounds

Season 5 vs. San Jose State (2/10/21)  
5 vs. San Jose State (2/8/21)  
5 vs. San Jose State (2/8/21)

### Assists

Season 6 vs. Wyoming (1/28/21)

### Field Goals

Season 6 at Utah State (1/16/21)

### Field Goals Attempted

Season 9 vs. San Jose State (2/8/21)  
9 vs. Wyoming (1/28/21)

### Three-Point Field Goals

Season 1 vs. San Jose State (2/10/21)  
1 vs. Wyoming (1/30/21)  
1 vs. Wyoming (1/28/21)  
1 at Air Force (1/22/21)  
1 vs. Nevada (1/7/21)  
1 vs. UC Irvine (11/27/20)

### Three-Point FG Attempted

Season 5 vs. San Jose State (2/8/21)

### Free Throws

Season 4 vs. San Jose State (2/10/21)  
4 vs. Wyoming (1/30/21)  
4 vs. St. Katherine (12/2/20)

### Free Throws Attempted

Season 6 vs. Wyoming (1/30/21)

### Steals

Season 5 at Utah State (1/16/21)

### Blocked Shots

Season 1 vs. Pepperdine (12/6/20)

### Minutes Played

Season 25:38 at Air Force (1/22/21)



# 5 • LAMONT BUTLER

GUARD • 6-2 • 200 • FRESHMAN - HS  
MORENO VALLEY, CALIF. (RIVERSIDE POLY HIGH)

### Quick Hits

- Rated a four-star recruit by ESPN and three-star talent by Rivals.com and 247Sports.com.
- Named one of the class of 2020's top-50 point guards nationally by ESPN (No. 30).
- Compiled 91 wins in his high school career, culminating in a 27-7 record in 2019-20 including going 12-0 in Ivy League play and winning the conference championship.
- Named Ivy League Most Valuable Player as a senior, as well as a second-team Cal-Hi Sports All-State performer.
- A four-time All-Ivy League and All-State performer and three-time all-county and All-CIF selection, following his sophomore, junior and senior seasons.
- Twice, following his sophomore and senior seasons, reached the CIF Championship game.
- Earned Riverside Kiwanis Tournament MVP as a sophomore, junior and senior.
- Passed NBA Hall of Famer Reggie Miller as Poly's all-time leading scorer with more than 1,800-career points, shooting .432 (642-of-1,485) from the floor, with 559 assists and 271 steals.

### Season Highlights

- Made his collegiate debut vs. No. 22/21 UCLA (11/25) playing 2:06 minutes.
- Scored first bucket of his career, a 3-pointer, finished with five points and dished out his first assist vs. UC Irvine (11/27).
- Knocked down all four FT shots en route to a season-high six points and snatched the first three rebounds of his college career.
- Against Pepperdine (12/6) had the first block of his career.
- Recorded two assists at Arizona State (12/10), the first multi-assist game of his career.
- Established career-bests at Utah State (1/16) with 13 points, 6 FG, 8 FGA. 5 steals & 25 minutes.
- Earned the first start of his college career at Air Force (1/22) and dished out a season-best five assists.
- Against Wyoming (1/28) matched his career-high with 13 points and set a career-best with 6 assists.
- Scored 11 pts on 3-of-4 FG & 4-of-6 FT and dished out four assists vs. Wyoming (1/30).
- Established a new career-best w/ 5 rebounds vs. San Jose State (2/8).
- Equaled season-bests in rebounds (5), 3ptrs (1) & FTs (4) vs. San Jose State (2/10).

### Trending

- Is the only freshman to appear in all 19 games this year and earned his first two starts at Air Force (1/22 & 1/24).
- Has one or fewer turnovers in 14-of-19 games this season.
- Over the first 12 games, played double-digit minutes 4 times & in the last 7 games has double-digit minute in each.
- Is averaging 13.9 points, 5.6 rebounds, 4.6 assists and 3.1 steals per 40 minutes played.
- Butler's 13 pts at Utah State (1/16) are the most by a San Diego State true freshman since Matt Mitchell score 17 points at Air Force on Feb. 21, 2018 and is one of three freshman to reach those statistics in a game this year.
- Had a five-game streak of one turnover or less snapped vs. Brigham Young (12/18).
- Combine his 13 pts & 5 steals at Utah State (1/16) and he is just the three San Diego State true freshman to have at least that many point and steals in a game since the start of the 1996-97 season (Kyle Spain & Richie Williams in 2005-06).
- Is the first Aztec true freshman to start back-to-back games since Nathan Mensah on Match 15 & 16 in 2018-19 (45 games) and is just the third freshman in the last four seasons to start a game for SDSU (Matt Mitchell & Nathan Mensah).
- Is the only player to compile at least 13 points & 5 five rebounds off the bench (at Utah State on 1/16) for SDSU, regardless of class, in the last 25 years.
- Has 4 double digit scoring efforts in the last 7 games, including back-to-back vs. Wyoming. In those 7 games is averaging 8.6 pts, 3.4 rebs, 3.0 assists & 1.9 steals.

### 2020-21 GAME-BY-GAME STATISTICS

Opponent	GS	MP	FG	3FG	FT	O-D-R	PF	TP	A	TO	S	B
UCLA	2	0-0	0-0	0-0	0-0	0-0	1	0	0	0	0	0
UC Irvine	16	2-5	1-2	0-0	0-0	0-0	2	5	1	1	1	0
St. Katherine	14	1-1	0-0	4-4	1-2	3	6	1	0	1	0	0
Pepperdine	2	0-0	0-0	0-0	0-0	0	1	0	0	1	0	1
at Arizona State	12	1-4	0-1	0-0	0-3	0	2	2	1	1	0	0
BYU	5	0-1	0-0	0-0	0-0	0	0	1	2	0	0	0
vs. Saint Mary's	9	1-2	0-1	0-0	0-0	3	2	0	1	1	0	0
Colorado State	2	0-0	0-0	0-0	0-0	0	0	0	0	0	0	0
Colorado State	13	2-5	0-1	0-0	0-1	4	4	1	1	1	0	0
Nevada	9	1-2	1-1	0-0	0-1	1	3	0	1	0	0	0
Nevada	6	0-0	0-0	0-0	0-0	2	0	0	1	0	0	0
at Utah State	3	0-0	0-0	0-0	0-0	1	0	0	2	0	0	0
at Utah State	25	6-8	0-1	1-2	0-2	0	13	1	3	5	0	0
at Air Force	*	26	2-6	1-2	2-2	2-2	4	7	5	6	3	0
at Air Force	*	16	1-3	0-1	0-0	0-3	2	2	1	0	0	0
Wyoming	21	5-9	1-2	2-4	0-4	3	13	6	4	1	0	0
Wyoming	19	3-4	1-2	4-6	0-2	5	11	4	1	1	0	0
vs. New Mexico (Canceled)												
vs. New Mexico (Canceled)												
San Jose State	20	1-9	0-5	1-2	0-5	2	3	2	1	1	0	0
San Jose State	16	3-5	1-2	4-4	0-5	3	11	2	0	2	0	0
at Fresno State												
at Fresno State												
Boise State												
Boise State												
at UNLV (Postponed)												
at UNLV (Postponed)												

### MISCELLANEOUS STATS/SDSU RECORD

Category	2020-21 Season		Career	
	Games	SDSU W/L	Games	SDSU W/L
Double-Figure Scoring	4	3-1	4	3-1
Lead team in Scoring	0	0-0	0	0-0
Lead team in Rebounding	0	0-0	0	0-0
Lead team in Assists	2	2-0	2	2-0
Multiple Three-Pointers	0	0-0	0	0-0
One Turnover or Less	14	13-1	14	13-1
Consecutive Games	Current	Long		
Consecutive Games Played	19	19*		
Scoring A Point	7	7*		
One Turnover or Less	3	5		

\* - Denotes an active streak

## BUTLER CAREER STATISTICS

Year	G-GS	Min.-Avg.	FG-FGA	Pct.	3P-3PA	Pct.	FT-FTA	Pct.	OR	DR	Reb	Avg.	PF-D	AT	TO	BS	ST	Pts	Avg.
20-21	19-2	235-12.4	29-64	.453	6-21	.286	18-24	.750	3	30	33	1.7	37-1	27	26	1	18	82	4.3

## SEASON/CAREER HIGHS

### Points

Season 13 at Air Force (1/22/21)

### Rebounds

Season 1 at Air Force (1/22/21)  
1 vs. St. Katherine (12/2/20)

### Assists

Season 2 at Air Force (1/22/21)

### Field Goals

Season 5 at Air Force (1/22/21)

### Field Goals Attempted

Season 9 at Air Force (1/22/21)  
9 vs. St. Katherine (12/2/20)

### Three-Point Field Goals

Season 4 vs. St. Katherine (12/2/20)

### Three-Point FG Attempted

Season 8 vs. St. Katherine (12/2/20)

### Free Throws

Season

### Free Throws Attempted

Season

### Steals

Season 2 at Air Force (1/24/21)

### Blocked Shots

Season

### Minutes Played

Season 16:27 vs. St. Katherine (12/2/20)



# 10 • KEITH DINWIDDIE JR.

GUARD • 6-0 • 185 • FRESHMAN - HS  
LOS ANGELES, CALIF. (FAIRFAX SENIOR HIGH)

### Quick Hits

- Named a three-star recruit and one of the class of 2020's top-50 shooting guards nationally (No. 47) by Rivals.com.
- Following the 2019-20 season, he earned Western League Most Valuable Player honors as well as co-Player of the Year for both the All-City Open Division & All-CIF LA City Section.
- In two varsity seasons, as a junior and senior, his team went 53-8 overall, including 22-0 in Western League action which resulted in back-to-back league championships.
- As a junior, led his team to the Los Angeles City Section Open Division championship, the No. 5 ranking in the state and No. 22 in the nation.

### Season Highlights

- Made his college debut vs. UC Irvine (11/27) & after settling in knocked down 3 threes in just over a minute.
- Against St. Katherine (12/2) drained four 3-pointers for a season-best 12 points & pulled down his first rebound.
- Scored a season-high 13 pts (hoisting 9 shots in 13 minutes) and recorded the first two assists of his career at Air Force (1/22).

### Trending

- Made multiple threes in 3-of-4 games this year in which he has attempted at least one trey.
- Returned to action at Air Force (1/22) after missing 6 games due to injury.
- Went 6-of-12 shots, including 3-of-7 from the bonus distance in 18 minutes in two games at Air Force.
- Is averaging 0.5 shots per minute played this season, which leads the team.

## 2020-21 GAME-BY-GAME STATISTICS

Opponent	GS	MP	FG	3FG	FT	O-D-R	PF	TP	A	TO	S	B
UCLA	DNP											
UC Irvine	4	2-4	2-3	0-0	0-0-0	0	6	0	0	0	0	0
St. Katherine	16	4-9	4-8	0-0	0-1-1	1	12	0	1	0	0	0
Pepperdine	DNP											
at Arizona State	DNP											
BYU	DNP											
vs. Saint Mary's	2	0-0	0-0	0-0	0-0-0	0	0	0	0	0	0	0
Colorado State	INJ											
Colorado State	INJ											
Nevada	INJ											
Nevada	INJ											
at Utah State	DNP											
at Utah State	DNP											
at Air Force	13	5-9	3-6	0-0	1-0-1	0	13	2	0	0	0	0
at Air Force	5	1-3	0-1	0-0	0-0-0	0	2	1	0	2	0	0
Wyoming	INJ											
Wyoming	INJ											
vs. New Mexico (Canceled)												
vs. New Mexico (Canceled)												
San Jose State	INJ											
San Jose State	3	0-3	0-3	0-0	0-0-0	0	0	0	0	0	0	0
at Fresno State												
at Fresno State												
Boise State												
Boise State												
at UNLV (Postponed)												
at UNLV (Postponed)												

## MISCELLANEOUS STATS/SDSU RECORD

Category	2020-21 Season Games	SDSU W/L	Career Games	SDSU W/L
Double-Figure Scoring	2	2-0	2	2-0
Led team in Scoring	0	0-0	0	0-0
Led team in Rebounding	0	0-0	0	0-0
Led team in Assists	0	0-0	0	0-0
Multiple Three-Pointers	2	2-0	2	2-0
One Turnover or Less	5	5-0	5	5-0

Consecutive Games	Current	Long
Consecutive Games Played	1	2
Scoring A Point	-	2
One Turnover or Less	6	6*

\* - Denotes an active streak

## DINWIDDIE JR. CAREER STATISTICS

Year	G-GS	Min.-Avg.	FG-FGA	Pct.	3P-3PA	Pct.	FT-FTA	Pct.	OR	DR	Reb	Avg.	PF-D	AT	TO	BS	ST	Pts	Avg.
20-21	6-0	43-7.2	12-28	.429	9-21	.429	0-0	.000	1	1	2	0.3	1-0	3	1	0	2	33	5.5

## SEASON/CAREER HIGHS

<b>Points</b>	
Season	35 vs. Brigham Young (12/18/20)
Career	35 vs. Brigham Young (12/18/20)

<b>Rebounds</b>	
Season	10 vs. Nevada (1/7/21)
Career	12 vs. New Mexico (2/11/20)

<b>Assists</b>	
Season	4 vs. Wyoming (1/30/21)
Career	9 vs. New Mexico (1/15/19)

<b>Field Goals</b>	
Season	12 vs. Brigham Young (12/18/20)
Career	12 vs. Brigham Young (12/18/20)

<b>Field Goals Attempted</b>	
Season	17 vs. Brigham Young (12/18/20)
Career	17 vs. Brigham Young (12/18/20)

<b>Three-Point Field Goals</b>	
Season	5 vs. Brigham Young (12/18/20)
Career	7 vs. Eastern Illinois (11/20/17)

<b>Three-Point FG Attempted</b>	
Season	9 vs. Brigham Young (12/18/20)
Career	11 vs. Eastern Illinois (11/20/17)

<b>Free Throws</b>	
Season	12 at Arizona State (12/10/20)
Career	12 at Arizona State (12/10/20)

<b>Free Throws Attempted</b>	
Season	15 at Arizona State (12/10/20)
Career	15 at Arizona State (12/10/20)

<b>Steals</b>	
Season	3 vs. Wyoming (1/28/21)
Career	5 at Boise State (2/16/20)

<b>Blocked Shots</b>	
Season	1 vs. Nevada (1/7/21)
	1 vs. Saint Mary's (12/22/20)
	1 vs. Pepperdine (12/6/20)
	1 vs. St. Katherine (12/2/20)
Career	3 vs. Air Force (2/3/18)

<b>Minutes Played</b>	
Season	34:54 vs. Colorado State (1/2/21)
Career	37 vs. Utah State (2/1/20)



# 11 • MATT MITCHELL

FORWARD • 6-6 • 235 • SENIOR - 3L

RIVERSIDE, CALIF. (ROOSEVELT HIGH)

2019-20 - first-team All-Mountain West (coaches), second-team All-Mountain West (media), second-team NABC All-District 17

2020-21 - Juluis Erving Small Forward of the Year Preseason Watch List & midseason top-10 finalist, Mountain West Player of the Week (11/30/20)

### Rankings

- **MW** - No. 5 - Free Throw Percentage (.813); No. 8 - Scoring (15.00/g); No. 11 - Defensive Rebounds (4.44/g); No. 13 - Steals (1.19/g); No. 15 - Rebounds (5.31/g)
  - **NCAA** - No. 68 - Free Throws (74); No. 98 - Free Throw Attempts (91); No. 140 - Free Throw Percentage (.813); No. 243 - Points per Game (15.0); No. 327 Defensive Rebounds per Game (4.44); No. 328 - Points (240)
  - **SDSU CAREER** - No. 5 Consecutive Starts (72); No. 7 - Three-Point FG (159); No. 7 - Conference Victories (46); No. 8 - Three-Point FG Attempts (437); No. 9 - Victories (86); No. 10 - Free Throw Percentage (.8041); No. 10 - Points (1,325); No. 10 - Points-Rebounds-Assists (2,044); No. 13 - Games Started (99); No. 13 - Field Goal Attempts (967); No. 14 - Free Throws (312); No. 15 - Three-Point FG Percentage (.3638); No. 15 - Free Throw Attempts (388); No. 15 - Minutes (3,035); No. 15 - Games (115); No. 18 - Field Goals (427); No. 19 - Steals (112); No. 25 - Rebounds (510)
- SDSU SINGLE SEASON** - No. 2 - Free Throw Percentage (.873); No. 11 - Victories (30); No. 19 - Three-Point FG Percentage (.393)

### Quick Hits

- Is the third player in SDSU history with 1,000 points, 500 rebounds, 200 assists and 100 steals in his career. (Trey Kell & Winston Shepard).
- Returns as the team's leader in scoring (12.2 ppg), FG% (.468, min. 200 att.) & steals (34) and No. 2 in rebs (4.8/g), assists (55), blocks (11), FT% (.873), 3PT% (.393) & minutes (25.7).
- 34th player in program history to score 1,000 career points & has started 98-of-114 games
- Completed in the 100th collegiate game of his career in the season opener vs UCLA (11/25) & is the 33rd player in the program's Division I era to play in 100 games.
- Among active NCAA players his 1,318-career points rank No. 68, 114 games played rank No. 55, and .311 free throws rank No. 48.

### Season Highlights

- Competed in 100th collegiate game of his career in the 2020-21 season opener vs. No. 22/21 UCLA (11/25) where he led the team w/15 pts (SDSU is 22-1 when he scores at least 15 pts in a game).
- Moved into a tie for 23rd in the programs career scoring list with 11 pts vs. UC Irvine (11/27).
- Realized season-bests with three assists and 5 FTs vs. St. Katherine (12/2).
- Reached double figure scoring for the fourth time this season w/ 13 pts vs. Pepperdine (12/6) and pulled down a season-best five rebounds.
- At Arizona State (12/10) set career-bests going 12-of-15 from the line, which are the most in a game for a MW performer this year.
- Scored a career-high 35 points vs. Brigham Young (12/18) which in the Dutcher era (since 1999-00) equals the 3rd highest output in a game and the most since Malachi Flynn scored 36 at Nevada (2/22/20). It was also the most points scored by an Aztec in a home game in the same time frame.
- His 35 points against Brigham Young are the most among MW performers in a game against a Division I team this season.
- Recorded the second double double of his career w/ 20 pts & a season-high 10 rebs vs. Nevada (1/7), also had season-best with 2 steals & 1 block in the game.
- Totaled 20 pts, 8 rebs and 3 assists to lead the team in all three categories vs. Nevada (1/9).
- Led team with 7 boards and added 10 pts at Air Force (1/24) after missing the first two games of his career.
- Scored 13 pts, grabbed a team-high 7 rebs & picked up a season-high 3 steals vs. Wyoming (1/28).
- Led the team in scoring (26 pts.), rebs (5) & assists (4) vs. Wyoming (1/30).

### Trending

- Against Wyoming (1/30) became the third player in SDSU history with 1,000 points, 500 rebounds, 200 assists and 100 steals in his career. (Trey Kell & Winston Shepard).
- Has scored in double figures in 15 of his 16 games this season, for his career has done so on 72 occasions and SDSU is 55-17 in those contests.
- His 1,325 career points rank No. 10 on the program's career scoring list.
- His 99 starts are the 13th most in the SDSU Division I era (1970-71).
- In the last six games in which he has appeared he has gone 30-of-34 from the line (.88.2) while averaging 14.3 pts and 6.0 rebounds in that time frame.
- Has multiple steals in 7-of-16 appearances this season and has at least one in 11 games.
- Had scored in double figure in 15 straight games this season, the longest streak of this kind of his career, which was snapped vs. San Jose State (2/10).
- Missed the first three games of his college career at Utah State (1/16), at Air Force (1/22) & versus San Jose State (2/8).
- With his next start will become the 13th player in SDSU's Division I history (since 1970-71) to start 100 games.

### 2020-21 GAME-BY-GAME STATISTICS

Opponent	GS	MP	FG	3FG	FT	O-D-R	PF	TP	A	TO	S	B
UCLA	*	31	6-15	3-7	0-1	1-2-2	3	15	2	3	2	0
UC Irvine	*	25	3-8	1-4	4-4	1-3-4	1	11	2	0	2	0
St. Katherine	*	18	2-5	1-3	5-8	0-4-4	4	10	3	4	1	1
Pepperdine	*	32	4-10	0-2	5-6	2-3-5	3	13	0	4	1	1
at Arizona State	*	26	1-7	0-4	12-15	0-5-5	3	14	2	3	2	0
BYU	*	31	12-17	5-9	6-7	1-2-3	3	35	2	2	2	0
vs. Saint Mary's	*	26	1-4	1-2	7-10	0-4-4	3	10	2	2	0	1
Colorado State	*	35	5-14	1-4	3-3	2-5-7	2	14	3	5	1	0
Colorado State	*	33	4-5	2-3	2-3	0-5-5	4	12	2	2	1	0
Nevada	*	34	5-12	1-3	9-10	1-9-10	2	20	0	4	2	1
Nevada	*	32	4-7	1-2	11-11	1-7-8	3	20	3	2	0	0
at Utah State	*	26	4-11	1-2	1-2	0-2-2	2	10	2	5	0	0
at Utah State												
at Air Force												
at Air Force		14	2-4	2-2	4-4	2-5-7	2	10	3	1	0	0
Wyoming	*	20	6-12	1-3	0-0	2-5-7	1	13	3	1	3	0
Wyoming	*	29	9-16	4-7	4-4	1-4-5	2	26	4	2	2	0
vs. New Mexico (Canceled)												
vs. New Mexico (Canceled)												
San Jose State												
San Jose State	*	28	3-11	0-3	1-3	1-6-7	2	7	3	0	0	0
at Fresno State												
at Fresno State												
Boise State												
Boise State												
at UNLV (Postponed)												
at UNLV (Postponed)												

### MISCELLANEOUS STATS/SAN DIEGO STATE RECORD

Category	2020-21 Season Games	SDSU W/L	Career Games	SDSU W/L
Double-Figure Scoring	15	12-3	72	55-17
15-Point Games	5	4-1	27	25-2
20-Point Games	4	3-1	12	11-1
Lead SDSU in Scoring	5	4-1	18	14-4
Lead SDSU in Rebounding	7	6-1	21	16-5
Lead SDSU in Assists	4	2-2	9	4-5
Multiple Steals	7	6-1	29	26-3
One Turnover or Less	4	4-0	37	29-8
<b>Consecutive Games</b>	<b>Current</b>	<b>Long</b>		
Double-Figure Scoring	-	15		
Consecutive Games Played	-	111		
Without Fouling Out	30	30*		
With A Steal	-	9		
One Turnover or Less	1	3		

\* - Denotes an active streak

## MITCHELL CAREER STATISTICS

Year	G-GS	Min.-Avg.	FG-FGA	Pct.	3P-3PA	Pct.	FT-FTA	Pct.	OR	DR	Reb	Avg.	PF-D	AT	TO	BS	ST	Pts	Avg.
17-18	33-32	874-26.5	116-258	.450	49-137	.358	65-85	.765	24	107	131	4.0	82-3	57	66	8	36	346	10.5
18-19	34-33	898-26.4	115-284	.405	42-128	.328	77-102	.755	18	122	140	4.1	96-4	61	67	7	23	349	10.3
19-20	32-19	823-25.7	125-267	.468	44-112	.393	96-110	.873	34	120	154	4.8	91-1	55	54	11	34	390	12.2
20-21	16-15	440-27.5	71-158	.449	24-60	.400	74-91	.813	14	71	85	5.3	40-0	36	40	4	19	240	15.0
<b>TOTAL</b>	<b>115-99</b>	<b>3,035-26.4</b>	<b>427-967</b>	<b>.442</b>	<b>159-437</b>	<b>.364</b>	<b>312-388</b>	<b>.804</b>	<b>90</b>	<b>420</b>	<b>510</b>	<b>4.4</b>	<b>309-8</b>	<b>209</b>	<b>227</b>	<b>30</b>	<b>112</b>	<b>1,325</b>	<b>11.5</b>

## SEASON/CAREER HIGHS

### Points

Season 3 at Air Force (1/22/21)

### Rebounds

Season 2 at Air Force (1/22/21)

### Assists

Season 1 vs. Wyoming (1/30/21)

### Field Goals

Season 1 vs. Wyoming (1/30/21)  
1 at Air Force (1/22/21)  
1 vs. St. Katherine (12/2/20)

### Field Goals Attempted

Season 5 vs. San Jose State (2/8/21)

### Three-Point Field Goals

Season 1 at Air Force (1/22/21)

### Three-Point FG Attempted

Season 3 vs. San Jose State (2/8/21)

### Free Throws

Season 1 vs. San Jose State (2/8/21)

### Free Throws Attempted

Season 2 vs. San Jose State (2/8/21)

### Steals

Season 2 vs. San Jose State (2/8/21)

### Blocked Shots

Season

### Minutes Played

Season 9:00 at Air Force (1/22/21)



# 12 • CHE EVANS

FORWARD • 6-5 • 210 • FRESHMAN - HS  
PHILADELPHIA, PA. (NEUMANN-GORETTI HIGH)

### Quick Hits

- Pronounced shay.
- A four-star recruit by ESPN and Scout.com, and three-star talent by Rivals.com and 247Sports.com
- Named one of the class of 2020's top-50 small forwards nationally by ESPN (No. 45), Rivals.com (No. 49) and 247Sports.com (No. 38).
- As a senior was a member of the Neumann-Goretti team which posted a 24-4 record, 14-2 in conference play and won the Philadelphia Catholic League championship.
- As a junior, while attending Dulaney High School in Baltimore, Md., averaged 20.5 points, eight rebounds and six assists per game and led the team to the Class 4A North Region championship.

### Season Highlights

- Made his college debut vs. UC Irvine (11/27) playing 2+ minutes.
- Played a season-high five minutes, score his first points & grabbed his first rebound vs. St. Katherine (12/2).
- Picked up his first career assists vs. Saint Mary's (12/22).
- Knocked down the first 3-pt of his career and set career-highs with two rebounds and three points in a season-high 9 minutes.
- Hit the third FG of his career vs. Wyoming (1/30).
- Attempted a season-high five shots vs. San Jose State (2/8) where he also grabbed the first offensive rebound and the first two steals of his career.

### Trending

- Including the San Jose State game (2/10), has appeared in six consecutive games, the longest stretch of his career and has averaged 5.2 minutes in that time frame.

## 2020-21 GAME-BY-GAME STATISTICS

Opponent	GS	MP	FG	3FG	FT	O-D-R	PF	TP	A	TO	S	B
UCLA		DNP										
UC Irvine	3	0-1	0-1	0-0	0-0-0	1	0	0	0	0	0	0
St. Katherine	5	1-3	0-1	0-0	0-1-1	0	2	0	0	0	0	0
Pepperdine		DNP										
at Arizona State		DNT										
BYU		DNP										
vs. Saint Mary's	1	0-0	0-0	0-0	0-0-0	0	0	1	1	0	0	0
Colorado State		DNP										
Colorado State		DNP										
Nevada		DNP										
Nevada		DNP										
at Utah State		DNP										
at Utah State		DNP										
at Air Force	9	1-1	1-1	0-0	0-2-2	0	3	0	2	0	0	0
at Air Force	4	0-1	0-0	0-0	0-0-0	0	0	0	0	0	0	0
Wyoming	6	0-0	0-0	0-0	0-0-0	2	0	0	0	0	0	0
Wyoming	2	1-2	0-1	0-0	0-1-1	0	2	1	0	0	0	0
vs. New Mexico (Canceled)												
vs. New Mexico (Canceled)												
San Jose State	7	0-5	0-3	1-2	1-0-1	1	1	0	0	2	0	0
San Jose State	3	0-3	0-1	0-0	0-0-0	1	0	0	0	1	0	0
at Fresno State												
at Fresno State												
Boise State												
Boise State												
at UNLV (Postponed)												
at UNLV (Postponed)												

## MISCELLANEOUS STATS/SAN DIEGO STATE RECORD

Category	2020-21		Career	
	Games	SDSU W/L	Games	SDSU W/L
Double-Figure Scoring	0	0-0	0	0-0
15-Point Games	0	0-0	0	0-0
Lead SDSU in Scoring	0	0-0	0	0-0
Lead SDSU in Rebounding	0	0-0	0	0-0
Lead SDSU in Assists	0	0-0	0	0-0
Multiple Steals	1	1-0	1	1-0
One Turnover or Less	8	8-0	8	8-0
Consecutive Games	Current	Long		
Consecutive Games Played	6	6*		
Without Fouling Out	9	9*		
Scoring A Point	-	2		
One Turnover or Less	5	5*		

\* - Denotes an active streak

## EVANS CAREER STATISTICS

Year	G-GS	Min.-Avg.	FG-FGA	Pct.	3P-3PA	Pct.	FT-FTA	Pct.	OR	DR	Reb	Avg.	PF-D	AT	TO	BS	ST	Pts	Avg.
20-21	9-0	41-4.6	3-16	.188	1-8	.125	1-2	.500	1	4	5	0.6	5-0	2	3	0	3	8	0.9

## SEASON/CAREER HIGHS

### Points

Season 6 vs. Wyoming (1/30/21)

### Rebounds

Season 2 at Air Force (1/24/21)

### Assists

Season

### Field Goals

Season 2 vs. Wyoming (1/30/21)  
2 at Air Force (1/24/21)

### Field Goals Attempted

Season 3 at Air Force (1/24/21)

### Three-Point Field Goals

Season

### Three-Point FG Attempted

Season

### Free Throws

Season 2 vs. Wyoming (1/30/21)

### Free Throws Attempted

Season 2 vs. Wyoming (1/30/21)  
2 at Air Force (1/24/21)

### Steals

Season

### Blocked Shots

Season

### Minutes Played

Season 3:44 vs. St. Katherine (12/2/20)



# 14 • CADE ALGER

FORWARD • 6-9 • 190 • REDSHIRT FRESHMAN - TR  
RIPON, CALIF. (RIPON CHRISTIAN HIGH/SEATTLE U)

### Quick Hits

- Spent 2019-20 as a redshirt at Seattle U.
- As a high school senior averaged 18.0 points, 13.2 rebounds and 3.0 assists (according to MaxPreps.com) and finished his career with more than 1,000 points.
- Led his team to a 20-11 record, 10-2 in Trans Valley League (TVL) play, and a birth in the CIF state tournament in 2018-19 and a two-time first-team All-TVL selection.
- In his senior year (2018-19) was named a first-team Front Row Preps All-Region and CalHiSports.com All-State performer as well as D5 Scholar Athlete of the Year.
- As a junior, led team to the CIF Sac-Joaquin Division 6 Section championship, was named *Modesto Bee* All-District Team and earned the CIF Sac-Joaquin Sportsmanship Award.
- Named Ripon Christian's team MVP as a sophomore and senior.

### Season Highlights

- Made his college debut vs. UC Irvine (11/27) after redshirting at Seattle U in 2019-20.
- Saw a season-high 3:44 of court time vs. St. Katherine (12/2).
- Recorded his first collegiate points at Air Force (1/22).
- Scored a career-best 4 pts and grabbed the first two rebounds of his career at Air Force (1/24).
- Went 2-of-2 from the floor & 2-of-2 from the line against Wyoming (1/30) to set a new career-high w/ 6 pts.

### Trending

- Scored in back-to-back games (at Air Force - 1/22 & 1/24) for the first time in his college career.
- Five consecutive appearances (Jan. 22 at Air Force-to-Feb. 8 vs. San Jose State) are a career-high.
- Is shooting 83.3 percent (5-of-6) from the floor in the last five games in which he appeared.

## 2020-21 GAME-BY-GAME STATISTICS

Opponent	GS	MP	FG	3FG	FT	O-D-R	PF	TP	A	TO	S	B
UCLA		DNP										
UC Irvine	1	0-0	0-0	0-0	0-0-0	0	0	0	0	0	0	0
St. Katherine	4	0-0	0-0	0-0	0-0-0	0	0	0	0	1	0	0
Pepperdine		DNP										
at Arizona State		DNT										
BYU		DNP										
vs. Saint Mary's		DNP										
Colorado State		DNP										
Colorado State		INJ										
Nevada		INJ										
Nevada		DNP										
at Utah State		DNP										
at Utah State		DNP										
at Air Force	3	1-1	0-0	1-1	0-0-0	0	3	0	0	0	0	0
at Air Force	2	2-3	0-0	0-2	2-0-2	0	4	0	0	0	0	0
Wyoming	3	0-0	0-0	0-0	0-0-0	0	0	0	0	0	0	0
Wyoming	1	2-2	0-0	2-2	0-0-0	1	6	0	0	0	0	0
vs. New Mexico (Canceled)												
vs. New Mexico (Canceled)												
San Jose State	2	0-0	0-0	0-0	0-0-0	0	0	0	0	0	0	0
San Jose State		DNP										
at Fresno State												
at Fresno State												
Boise State												
Boise State												
at UNLV (Postponed)												
at UNLV (Postponed)												

## MISCELLANEOUS STATS/SAN DIEGO STATE RECORD

Category	2020-21 Season		Career	
	Games	SDSU W/L	Games	SDSU W/L
Double-Figure Scoring	0	0-0	0	0-0
15-Point Games	0	0-0	0	0-0
Lead SDSU in Scoring	0	0-0	0	0-0
Lead SDSU in Rebounding	0	0-0	0	0-0
Lead SDSU in Assists	0	0-0	0	0-0
Multiple Three-Pointers	0	0-0	0	0-0
One Turnover or Less	7	7-0	7	7-0
<b>Consecutive Games</b>	<b>Current</b>	<b>Long</b>		
Consecutive Games Played	5	5*		
Without Fouling Out	7	7*		
Scoring A Point	-	2		
At Least One Three-Pointer	-	-		
One Turnover or Less	7	7*		

\* - Denotes an active streak

## ALGER CAREER STATISTICS

Year	G-GS	Min.-Avg.	FG-FGA	Pct.	3P-3PA	Pct.	FT-FTA	Pct.	OR	DR	Reb	Avg.	PF-D	AT	TO	BS	ST	Pts	Avg.
20-21	7-0	16-2.3	5-6	.833	0-0	.000	3-5	.600	2	0	2	0.3	1-0	0	1	0	0	13	1.9



## SEASON/CAREER HIGHS

<b>Points</b>	
Season	28 vs. Colorado State (1/4/21)
Career	28 vs. Colorado State (1/4/21)

<b>Rebounds</b>	
Season	9 vs. Colorado State (1/4/21)
Career	9 vs. Colorado State (1/4/21)
	9 vs. UNLV (2/22/20)
	9 at New Mexico (1/29/20)

<b>Assists</b>	
Season	4 vs. Wyoming (1/28/21)
Career	4 vs. Wyoming (1/28/21)

<b>Field Goals</b>	
Season	9 vs. Colorado State (1/4/21)
	9 at Arizona State (12/10/20)
Career	9 vs. Colorado State (1/4/21)
	9 at Arizona State (12/10/20)

<b>Field Goals Attempted</b>	
Season	17 vs. San Jose State (2/10/21)
	17 at Air Force (1/24/21)
Career	17 vs. San Jose State (2/10/21)
	17 at Air Force (1/24/21)

<b>Three-Point Field Goals</b>	
Season	8 vs. Colorado State (1/4/21)
Career	8 vs. Colorado State (1/4/21)

<b>Three-Point FG Attempted</b>	
Season	13 vs. San Jose State (2/10/21)
	13 at Air Force (1/24/21)
Career	13 vs. San Jose State (2/10/21)
	13 at Air Force (1/24/21)

<b>Free Throws</b>	
Season	9 vs. San Jose State (2/8/21)
Career	9 vs. San Jose State (2/8/21)

<b>Free Throws Attempted</b>	
Season	9 vs. San Jose State (2/8/21)
Career	9 vs. San Jose State (2/8/21)

<b>Steals</b>	
Season	3 vs. San Jose State (2/8/21)
	3 at Utah State (1/14/21)
Career	4 vs. Jackson State (11/27/18)

<b>Blocked Shots</b>	
Season	1 vs. San Jose State (2/8/21)
	1 at Utah State (1/16/21)
	1 vs. Nevada (1/7/21)
Career	1 - 11x, last vs. SJSU (2/8/21)

<b>Minutes Played</b>	
Season	34 at Utah State (1/14/21)
Career	37 at California (12/8/18)



# 20 • JORDAN SCHAKEL

**GUARD • 6-6 • 200 • SENIOR - 3L**  
**TORRANCE, CALIF. (BISHOP MONTGOMERY HIGH)**  
 2019-20 - Continental Tires Las Vegas Invitational All-Tournament Team  
 Mountain West Player of the Week (12/14/20), (2/15/21)

### Rankings

- **MW** - No. 1 - Three-Point FG Percentage (.450); No. 1 - Three-Point FGM (3.05/g); No. 12 - Scoring (14.74/g)
- **NCAA** - No. 9 - Three-Point FG Percentage (.450); No. 18 - Three-Point FG per game (3.05); No. 22 - Three-Point FG (58); No. 54 - Three-Point FG Attempts (129); No. 184 - Points (280); No. 265 - Field Goals Made (90); No. 269 - Points per Game (14.7); No. 285 - Field Goal Attempts (195)
- **SDSU CAREER** - No. 1 - Free Throw Percentage (.8666); No. 2 - Three-point FG Percentage (.4201); No. 5 - Three-Point Field Goals (200); No. 6 - Three-Point FG Attempts (476); No. 11 - Conference Victories (42); No. 14 - Victories (82); No. 20 - Games Played (112)
- **SDSU SINGLE SEASON** - No. 6 - Three-Point FG Percentage - (.43.6 in 2020); No. 13 - Three-Point FG Percentage - (.41.5 in 2019); No. 11 - Victories (30); No. 11 - Three-Point Field Goals - (71 in 2020); No. 18 - Three-Point FG Attempts (163); No. 27 - Three-Point FG Percentage - (.38.3 in 2018)

### Quick Hits

- Pronounced SHACK-ul
- Entering 2020-21, 70.6 percent (142-of-201) of career buckets are from three-point range.
- Has hit multiple three pointers in 43 games in his career entering 2020-21 and the Aztecs are 35-8 in those games.
- A spot-up shooter who can get to the rim and has improved defensively.
- Entering 2020-21 has played 1,955 career minutes and committed just 41 turnovers (a 0.84 turnovers per 40 minutes played) and a better than 1.6:1 assist-to-turnover ratio.
- Reached double figure scoring in 20-of-32 games in 2019-20 after reaching that plateau 10 times in the previous two seasons (61 games).
- Among active Division I players, his .867 free throw percentage, .420 career three-point FG percentage & 200 three-point FGs rank No. 20, 23 & 62, respectively.
- Is just the fifth player in program history to make 200 three pointers in his career.

### Season Highlights

- Led team w/ 15 pts vs. No. 22/21 UCLA (11/25). In 31 double digit scoring games, SDSU is 28-3. Sank multiple threes for the 44th time (SDSU is 36-8 in those games).
- Led the team, and had season-bests with five rebounds and 17 points vs. Pepperdine (12/6). It was the 11th time in his career he has scored 15 or more points and in those games, SDSU is 10-1.
- Set career-highs in points (25), FG (9) & FGA (15) at Arizona State (12/10).
- With 12 points vs. Saint Mary's (12/22) recorded his fifth double-digit scoring game of the season.
- Reached double digit scoring (12 pts.) vs. Colorado State (1/2) & equaled a season-high w/ two steals.
- Set career-highs with 28 points, including hitting a career-best 8 three pointers. **The eight threes are the most by an Aztec player since Chase Tapley had eight at Baylor on Nov. 15, 2011 and tied for the second most in a game in school history.**
- Led team in assists vs. Nevada (1/7); it was the first time this season and third of his career.
- Led the team with 18 points at Air Force (1/22).
- His 24 pts at Air Force (1/24) led the team and set career-highs with 17 FGA & 13 3Pt-FGA.
- With 16 pts vs. Wyoming (1/28) led the team in scoring for the third straight game & his 4 assists are a career-best.
- Led the team with 23 points, including a career-best 9-of-9 from the line vs. San Jose State (2/8).

### Trending

- In the last five games, averaged 19.4 pts while shooting 30-of-59 (.508) from the floor and 21-of-41 (.512) from the bonus distance.
- With 82 career wins, ranks No. 14 the programs career-wins list and against Saint Mary's (12/22) became the 34th player in program's DI era (1970-71) to appear in 100 contests.
- This season 64.4 percent of his buckets are from the bonus distance (59-of-90) and for his career 68.7 percent of his scoring output had been from beyond the arc (200-of-291).
- At Utah State (1/16) made 4 two-point buckets and 1 three pointer. It marked just the second time this year (also vs. Pepperdine on 12/6) and eighth time, in 110 career games, that he made three-plus more two pointers than three pointers in a game.
- Has been the team's leading scorer in 10-of-19 games this season.
- Has hit at least one three pointer in each contest in 2020-21, multiple treys in 14 games, three or more in 10 games and drained a career-best 8 vs. Colorado State (1/4).
- Has missed only 4 FTs this year (42-of-46) and in the last two seasons has missed only 7 (80-of-87 or 92.0 percent).
- Has progressively increased his scoring average in each of his four seasons.
- Is 88 points from become the 35th player in program history to reach the 1,000-point milestone.

### 2020-21 GAME-BY-GAME STATISTICS

Opponent	GS	MP	FG	3FG	FT	O-D-R	PF	TP	A	TO	S	B
UCLA	*	32	4-8	3-5	4-4	0-3-3	3	15	0	0	0	0
UC Irvine	*	24	1-7	1-5	0-0	0-2-2	2	3	1	1	1	0
St. Katherine	*	22	4-8	3-6	5-5	0-3-3	1	16	1	1	2	0
Pepperdine	*	31	6-12	1-6	4-5	1-4-5	0	17	0	2	1	0
at Arizona State	*	33	9-15	5-9	2-2	2-4-6	1	25	0	1	2	0
BYU	*	32	1-9	1-5	0-0	1-2-3	2	3	1	1	0	0
vs. Saint Mary's	*	28	2-6	2-5	6-6	0-2-2	0	12	0	1	1	0
Colorado State	*	28	4-11	4-9	0-0	0-5-5	5	12	1	1	2	0
Colorado State	*	28	9-12	8-11	2-2	0-9-9	4	28	3	2	2	0
Nevada	*	33	3-6	2-4	0-0	0-5-5	2	8	3	0	0	1
Nevada	*	31	2-10	1-6	2-3	2-2-4	2	7	2	0	0	0
at Utah State	*	34	3-10	2-6	0-0	0-3-3	1	8	1	0	3	0
at Utah State	*	23	5-9	1-5	0-0	0-3-3	4	11	0	1	0	1
at Air Force	*	24	7-13	3-6	1-2	2-0-2	0	18	1	0	1	0
at Air Force	*	28	8-17	6-13	2-2	0-2-2	1	24	3	1	0	0
Wyoming	*	26	6-11	3-6	1-2	2-4-6	1	16	4	1	1	0
Wyoming	*	24	3-4	2-2	2-2	0-2-2	2	10	0	1	0	0
vs. New Mexico (Canceled)												
vs. New Mexico (Canceled)												
San Jose State	*	25	5-10	4-7	9-9	0-3-3	2	23	0	0	3	1
San Jose State	*	29	8-17	6-13	2-2	2-2-4	2	24	2	1	1	0
at Fresno State												
at Fresno State												
Boise State												
Boise State												
at UNLV (Postponed)												
at UNLV (Postponed)												

### MISCELLANEOUS STATS/SAN DIEGO STATE RECORD

Category	2020-21 Season Games	SDSU W/L	Career Games	SDSU W/L
Double-Figure Scoring	14	12-2	44	39-5
15-Point Games	10	10-0	18	17-1
Lead SDSU in Scoring	10	10-0	15	14-1
Lead SDSU in Rebounding	1	1-0	8	7-1
Lead SDSU in Assists	1	1-0	3	1-2
Multiple Three-Pointers	14	12-2	57	47-10
One Turnover or Less	17	13-4	101	74-27
Consecutive Games	Current	Long		
Consecutive Games Played	60	60*		
Without Fouling Out	11	29		
Scoring A Point	19	20		
At Least One Three-Pointer	19	19*		
One Turnover or Less	10	36		

\* - Denotes an active streak

## SCHAKEL CAREER STATISTICS

Year	G-GS	Min.-Avg.	FG-FGA	Pct.	3P-3PA	Pct.	FT-FTA	Pct.	OR	DR	Reb	Avg.	PF-D	AT	TO	BS	ST	Pts	Avg.
17-18	33-0	455-13.8	33-100	.330	27-78	.346	13-19	.684	18	50	68	2.1	66-1	19	9	3	12	106	3.2
18-19	28-16	651-23.3	63-141	.447	44-106	.431	37-44	.833	21	81	100	3.7	85-5	30	15	4	22	207	7.4
19-20	32-31	849-26.5	105-232	.453	71-163	.436	38-41	.927	22	88	110	3.4	66-1	18	17	2	27	319	10.0
20-21	19-19	536-28.2	90-195	.462	58-129	.450	42-46	.913	12	60	72	3.8	35-1	23	15	3	20	280	14.7
<b>TOTAL</b>	<b>112-66</b>	<b>2491-22.2</b>	<b>291-668</b>	<b>.436</b>	<b>200-476</b>	<b>.420</b>	<b>130-150</b>	<b>.867</b>	<b>73</b>	<b>279</b>	<b>352</b>	<b>3.1</b>	<b>252-8</b>	<b>90</b>	<b>56</b>	<b>12</b>	<b>81</b>	<b>912</b>	<b>8.1</b>

## SEASON/CAREER HIGHS

### Points

Season	2 vs. San Jose State (2/8/21) 2 vs. Wyoming (1/28/21)
Career	2 vs. San Jose State (2/8/21) 2 vs. Texas Southern (11/5/19)

### Rebounds

Season	1 vs. San Jose State (2/8/21) 1 vs. UC Irvine (11/27/20)
Career	1 vs. San Jose State (2/8/21) 1 vs. UC Irvine (11/27/20)

### Assists

Season	1 vs. Wyoming (1/30/21) 1 at Air Force (1/22/21)
Career	1 vs. St. Katherine (12/2/20) 1 vs. Wyoming (1/30/21) 1 at Air Force (1/22/21) 1 vs. St. Katherine (12/2/20) 1 vs. New Mexico (2/11/20) 1 vs. Cal Poly (12/28/19)

### Field Goals

Season	1 vs. San Jose State (2/8/21) 1 vs. Wyoming (1/28/21)
Career	1 vs. San Jose State (2/8/21) 1 vs. Wyoming (1/28/21) 1 vs. Texas Southern (11/5/19)

### Field Goals Attempted

Season	1 vs. San Jose State (2/8/21) 1 vs. Wyoming (1/28/21) 1 vs. St. Katherine (12/2/20)
Career	2 vs. San Diego Christian (12/18/19) 2 vs. Texas Southern (11/5/19)

### Three-Point Field Goals

Season	
Career	

### Three-Point FG Attempted

Season	
Career	1 vs. San Diego Christian (12/18/19)

### Free Throws

Season	
Career	1 vs. Cal Poly (12/28/19)

### Free Throws Attempted

Season	
Career	2 vs. Cal Poly (12/28/19)

### Steals

Season	1 vs. San Jose State (2/8/21) 1 vs. Wyoming (1/30/21) 1 at Air Force (1/22/21)
Career	1 vs. San Jose State (2/8/21) 1 vs. Wyoming (1/30/21) 1 at Air Force (1/22/21) 1 vs. Texas Southern (11/5/19)

### Blocked Shots

Season	
Career	

### Minutes Played

Season	3:44 vs. St. Katherine (12/2/20)
Career	4 vs. San Diego Christian (12/18/19)



# 21 • JARED BARNETT

GUARD • 6-1 • 145 • SOPHOMORE - SQ  
PLAYA VISTA, CALIF. (WESTCHESTER HIGH)

### Quick Hits

- Competed in 10 games as a walk-on during the 2019-20 season.
- Was not part of the travel squad during his freshman season.
- As a senior in high school averaged 13.0 points, 6.0 assists and 3.0 rebounds (according to Max-Preps) and guided his team to a 24-5 record and a birth in the Los Angeles City Section finals in 2018-19.
- Earned second-team All-Western League honors his final year at Westchester High School.

### Season Highlights

- Made his season debut vs. UC Irvine (11/27) and grabbed his first collegiate rebound.
- In a season-high 3:44 vs. St. Katherine (12/2) picked up his first assist and attempted his first shot of the season.
- Picked up his first steals of the year at Air Force (1/22).
- Sank his first bucket of the season vs. Wyoming (1/28).
- Had an assist & a steal vs. Wyoming (1/30).
- Scored his second bucket of the year vs. San Jose State (2/8) and added a steal and rebound in the game.

### Trending

- His five straight appearances (at Air Force on 1/22 through vs. San Jose State on 2/8) mark the longest streak of his career.

## 2020-21 GAME-BY-GAME STATISTICS

Opponent	GS	MP	FG	3FG	FT	O-D-R	PF	TP	A	TO	S	B
UCLA		DNP										
UC Irvine	1	0-0	0-0	0-0	0-1-1	0	0	0	1	0	0	0
St. Katherine	4	0-1	0-0	0-0	0-0-0	0	0	1	0	0	0	0
Pepperdine		DNP										
at Arizona State		DNT										
BYU		DNP										
vs. Saint Mary's		DNP										
Colorado State		INJ										
Colorado State		INJ										
Nevada		INJ										
Nevada		INJ										
at Utah State		DNP										
at Utah State		DNP										
at Air Force	4	0-0	0-0	0-0	0-0-0	0	0	1	1	1	0	0
at Air Force	2	0-0	0-0	0-0	0-0-0	0	0	0	1	0	0	0
Wyoming	3	1-1	0-0	0-0	0-0-0	0	2	0	0	0	0	0
Wyoming	1	0-0	0-0	0-0	0-0-0	0	0	1	0	1	0	0
vs. New Mexico (Canceled)		DNP										
vs. New Mexico (Canceled)		DNP										
San Jose State	2	1-1	0-0	0-0	0-1-1	0	2	0	0	1	0	0
San Jose State		DNP										
at Fresno State												
at Fresno State												
Boise State												
Boise State												
at UNLV (Postponed)												
at UNLV (Postponed)												

## MISCELLANEOUS STATS/SAN DIEGO STATE RECORD

Category	2020-21		Career	
	Games	SDSU W/L	Games	SDSU W/L
Double-Figure Scoring	0	0-0	0	0-0
15-Point Games	0	0-0	0	0-0
Lead SDSU in Scoring	0	0-0	0	0-0
Lead SDSU in Rebounding	0	0-0	0	0-0
Lead SDSU in Assists	0	0-0	0	0-0
Multiple Three-Pointers	0	0-0	0	0-0
One Turnover or Less	7	7-0	17	17-0
<b>Consecutive Games</b>	<b>Current</b>	<b>Long</b>		
Consecutive Games Played	5	5*		
Without Fouling Out	17	17*		
Scoring A Point	1	1*		
At Least One Three-Pointer	-	-		
One Turnover or Less	17	17*		

\* - Denotes an active streak

## BARNETT CAREER STATISTICS

Year	G-GS	Min.-Avg.	FG-FGA	Pct.	3P-3PA	Pct.	FT-FTA	Pct.	OR	DR	Reb	Avg.	PF-D	AT	TO	BS	ST	Pts	Avg.
19-20	10-0	16-1.6	1-6	.167	0-1	.000	1-2	.500	0	0	0	0.0	5-0	2	2	0	1	3	0.3
20-21	7-0	16-2.3	2-3	.667	0-0	.000	0-0	.000	0	2	2	0.3	1-0	3	3	0	3	4	0.6
<b>TOTAL</b>	<b>17-0</b>	<b>32-1.9</b>	<b>3-9</b>	<b>.333</b>	<b>0-1</b>	<b>.000</b>	<b>1-2</b>	<b>.500</b>	<b>0</b>	<b>2</b>	<b>2</b>	<b>0.1</b>	<b>6-0</b>	<b>5</b>	<b>5</b>	<b>0</b>	<b>4</b>	<b>7</b>	<b>0.4</b>

## SEASON/CAREER HIGHS

### Points

Season	12 vs. San Jose State (2/8/21)
Career	12 vs. San Jose State (2/8/21)

### Rebounds

Season	7 vs. San Jose State (2/8/21)
	7 vs. Wyoming (1/28/21)
Career	8 vs. Catholic University (12/12/17)*

### Assists

Season	3 vs. UC Irvine (11/27/20)
Career	3 vs. UC Irvine (11/27/20)

### Field Goals

Season	5 vs. Pepperdine (12/6/20)
Career	5 vs. Pepperdine (12/6/20)

### Field Goals Attempted

Season	7 at Utah State (1/16/21)
Career	7 at Utah State (1/16/21)

### Three-Point Field Goals

Season	1 vs. San Jose State (2/10/21)
	1 vs. Colorado State (1/4/21)
	1 vs. Brigham Young (12/18/20)
	1 vs. UC Irvine (11/27/20)
Career	1 vs. San Jose State (2/10/21)
	1 vs. Colorado State (1/4/21)
	1 vs. Brigham Young (12/18/20)
	1 vs. UC Irvine (11/27/20)
	1 vs. Rutgers (12/17/18)*
	1 vs. Minnesota (1/18/18)*
	1 at Michigan (1/15/18)*
	1 at Ohio State (1/11/18)*
	1 vs. Catholic University (12/12/17)*
	1 vs. Gardner-Webb (12/9/17)*
	1 vs. Jackson State (11/20/17)*

### Three-Point FG Attempted

Season	3 at Utah State (1/14/21)
	3 vs. UC Irvine (11/27/20)
Career	3 at Utah State (1/14/21)
	3 vs. UC Irvine (11/27/20)

### Free Throws

Season	8 vs. San Jose State (2/8/21)
Career	8 vs. San Jose State (2/8/21)

### Free Throws Attempted

Season	10 vs. San Jose State (2/8/21)
Career	10 vs. San Jose State (2/8/21)

### Steals

Season	3 vs. Pepperdine (12/6/20)
Career	3 vs. Pepperdine (12/6/20)

### Blocked Shots

Season	2 vs. Saint Mary's (12/22/20)
Career	2 vs. Saint Mary's (12/22/20)
	2 vs. Loyola Chicago (12/8/18)*
	2 vs. Wisconsin (2/4/18)*

### Minutes Played

Season	22:45 vs. Wyoming (1/30/21)
Career	25 vs. Minnesota (1/18/18)*

\*-at Maryland



# 23 • JOSHUA TOMAIĆ

FORWARD • 6-9 • 230 • SENIOR - TR

LANZAROTE, CANARY ISLANDS, SPAIN (CANARIAS ACADEMY/MARYLAND)

### Quick Hits

- Pronounced toe-MY-itch
- When he initially signed with and competed for Maryland, he was reportedly the first Canarian to compete for an NCAA collegiate basketball program.
- Speaks Spanish, English, German and Croatian.
- Has a 7-1 wing span and can play with his back to the basket, step out and hit from long range as well as run the floor.
- A 2020 graduate of Maryland and has one season of eligibility.

### Season Highlights

- Made his SDSU debut vs. No. 22/21 UCLA (11/25) & in 15 minutes grabbed 3 rebs, had 1 assist and 1 steal along with 9 pts, his highest point total since he has 11 at Ohio State (1/11/18).
- Totaled a career-best three assists vs. UC Irvine (11/27).
- Had his best rebounding game of the season with 6 vs. St. Katherine (12/2).
- Reached double figure scoring with 10 pts. vs. Pepperdine (12/6). It was the first time he reached double digits since a game at Ohio State (1-11-18), where he set his career-high w/11.
- At Arizona State (12/10), had his second game of the season with more offensive than defensive boards (2 off, 0 def).
- Equalled a career-high with two blocks vs. Saint Mary's (12/22).
- Played a season-high 21 minutes at Utah State (1/16).
- Went 3-for-3 for 6 pts at Air Force (1/24).
- Led team with 7 rebs vs. Wyoming (1/28).
- Scored 8 pts, including going 6-of-7 from the line, in a season-high 22:45 vs. Wyoming (1/30).
- Set a career-best with 12 points vs. San Jose State (2/8), including going 8-of-10 from the line and equalled his season-high with 7 rebounds.

### Trending

- In his last five games averaged 8.2 pts on 13-of-19 FGs (.684), 5.2 rebs, 1.0 assists & 0.6 blocks.
- In the Air Force series (1/22 & 1/24) averaged 5.0 pts (4-of-6 FG - .667), 3.5 rebs and 1.0 assists.
- In the 19 games of this season he has 98 pts. versus 83 total points in 62 appearances in his three seasons at Maryland and has obliterated his highest single-season point total (57 pts) from his freshman year where he appeared in a career-high 26 games.
- Against San Jose State (2/8), eclipsed his three-year career-point total at Maryland (83 pts in 62 games vs. 91 in 18 games at San Diego State).
- Per 40 minutes played this season, is averaging 13.2 points, 9.3 rebounds, 2.0 assists & 1.9 steals.
- His .507 FG percentage ranks No. 2 on the team among those with at least double digit FG attempts.
- Has 14 steals in 19 games this year after not recording a steal in 62 games at Maryland.
- Logged double-digit minutes in eight straight games, from Dec. 18, 2020-Jan. 16, 2021, the longest streak of his career.
- His 21 straight appearances (dating back to March 3, 2020) is the second longest games played streak of his career trailing a 23-game run from Dec. 7, 2017 to Nov. 6, 2018.
- Has 7 blocks in the last 13 games, after recording 4 in his previous 42 games.
- Has scored in each of the last 9 games, the longest such streak of his career.

## 2020-21 GAME-BY-GAME STATISTICS

Opponent	GS	MP	FG	3FG	FT	O-D-R	PF	TP	A	TO	S	B
UCLA	15	4-5	0-1	1-1	2-1-3	4	9	1	0	1	0	0
UC Irvine	17	2-4	1-3	0-0	0-1-1	3	5	3	3	1	0	0
St. Katherine	18	0-0	0-0	0-0	0-6-6	2	0	0	0	1	0	0
Pepperdine	14	5-6	0-1	0-0	1-4-5	4	10	0	1	2	0	0
at Arizona State	9	1-4	0-2	1-1	2-0-2	4	3	0	0	1	0	0
BYU	16	1-4	1-2	0-1	0-2-2	1	3	2	0	2	0	0
vs. Saint Mary's	15	2-3	0-0	0-0	0-2-2	3	4	1	1	0	2	0
Colorado State	16	2-3	0-0	0-0	0-3-3	2	4	0	0	1	1	0
Colorado State	16	1-2	1-1	1-2	2-1-3	3	4	1	2	1	1	0
Nevada	14	0-3	0-0	0-0	2-1-3	3	0	0	0	1	0	0
Nevada	12	1-3	0-0	0-0	0-1-1	2	2	1	1	0	0	0
at Utah State	12	1-5	0-3	2-2	2-2-4	1	4	0	1	1	0	0
at Utah State	21	2-7	0-2	1-2	1-2-3	4	5	0	0	0	0	0
at Air Force	9	1-3	0-0	2-4	3-2-5	5	4	1	1	0	0	0
at Air Force	17	3-3	0-0	0-0	2-0-2	1	6	1	0	0	1	0
Wyoming	20	4-6	0-0	0-0	2-5-7	2	8	2	0	0	1	0
Wyoming	23	1-2	0-1	6-7	2-2-4	4	8	1	0	0	0	0
vs. New Mexico (Canceled)												
vs. New Mexico (Canceled)												
San Jose State	19	2-4	0-1	8-10	5-2-7	3	12	0	0	0	0	0
San Jose State	16	3-4	1-1	0-0	3-3-6	2	7	1	1	1	1	1
at Fresno State												
at Fresno State												
Boise State												
Boise State												
at UNLV (Postponed)												
at UNLV (Postponed)												

## MISCELLANEOUS STATS/MARYLAND & SAN DIEGO STATE RECORD

Category	2020-21 Season		Career	
	Games	SDSU W/L	Games	UM & SDSU W/L
Double-Figure Scoring	2	2-0	3	2-1
15+ Point Games	0	0-0	0	0-0
Lead Team in Scoring	0	0-0	0	0-0
Lead Team in Rebounding	1	1-0	3	3-0
Lead Team in Assists	1	1-0	1	1-0
10+ Rebound Games	0	0-0	0	0-0

Consecutive Games	Current	Long
Consecutive Games Played	21	23
Without Fouling Out	5	75
Scoring A Point	9	9*
Double Figure Scoring	1	1*
With At Least One Assist	1	4
Consecutive Starts	-	1

\* - Denotes an active streak

## TOMAIĆ CAREER STATISTICS

Year	G-GS	Min.-Avg.	FG-FGA	Pct.	3P-3PA	Pct.	FT-FTA	Pct.	OR	DR	Reb	Avg.	PF-D	AT	TO	BS	ST	Pts	Avg.
17-18*	26-1	230-8.8	20-31	.645	7-15	.467	10-17	.588	17	30	47	1.8	21-0	8	10	6	0	57	2.2
18-19*	20-1	71-3.6	4-9	.444	0-1	.000	0-1	.000	5	11	16	0.8	11-0	0	5	3	0	8	0.4
19-20*	16-0	54-3.4	8-11	.727	0-2	.000	2-4	.500	4	4	8	0.5	12-0	0	0	1	0	18	1.1
20-21	19-0	296-15.6	36-71	.507	4-18	.222	22-30	.733	29	40	69	3.6	53-1	15	11	7	14	98	5.2
<b>TOTAL</b>	<b>81-2</b>	<b>651-8.0</b>	<b>68-122</b>	<b>.557</b>	<b>11-36</b>	<b>.306</b>	<b>34-52</b>	<b>.654</b>	<b>55</b>	<b>85</b>	<b>140</b>	<b>1.7</b>	<b>97-1</b>	<b>22</b>	<b>26</b>	<b>17</b>	<b>14</b>	<b>181</b>	<b>2.2</b>

\* - at Maryland

## SEASON/CAREER HIGHS

### Points

Season

### Rebounds

Season

### Assists

Season 1 vs. San Jose State (2/8/21)

### Field Goals

Season

### Field Goals Attempted

Season 1 vs. Wyoming (1/28/21)

### Three-Point Field Goals

Season

### Three-Point FG Attempted

Season

### Free Throws

Season

### Free Throws Attempted

Season

### Steals

Season

### Blocked Shots

Season

### Minutes Played

Season 1:19 vs. San Jose State (2/8/21)



# 24 • TYLER BROUGHTON

GUARD • 6-4 • 190 • FRESHMAN - HS  
LADERA RANCH, CALIF. (TESORO HIGH)

### Quick Hits

- Twin brother Triston is a member of the San Diego State men's basketball team.
- A member of the 2019-20 practice squad, helping the team to a 30-2 record, its 12th MW crown and as high as a No. 4 ranking before ending the season at No. 6.
- As a high school senior (2018-19) led the team to the Sea View League (SVL) title averaging 12.0 points and 5.0 assists (according to MaxPreps.com) and named the SVL's Most Valuable Player.
- Competed in CIF Southern Section playoffs in each of his two varsity seasons (2017-18 & 2018-19).
- Competed in the North-South Orange County All-Star basketball game in 2019.
- Son of former NBA player Chris Mills.

### Season Highlights

- Made his career debut vs. St. Katherine (12/2) playing one minute.
- Made the second appearance of his career and attempted his first shot of the season vs. Wyoming (1/28).
- Appeared in back-to-back games for the first time in his career vs. Wyoming on 1/28 & 1/30.
- Dished out the first assists of his college career vs. San Jose State (2/8).

### Trending

- Appeared in three straight games - vs. Wyoming (1/28) to vs. San Jose State (2/8) - the longest such streak in his college career.

## 2020-21 GAME-BY-GAME STATISTICS

Opponent	GS	MP	FG	3FG	FT	O-D-R	PF	TP	A	TO	S	B
UCLA												
UC Irvine												
St. Katherine	1	0-0	0-0	0-0	0-0-0	0	0	0	0	0	0	0
Pepperdine												
at Arizona State												
BYU												
vs. Saint Mary's												
Colorado State												
Colorado State												
Nevada												
Nevada												
at Utah State												
at Utah State												
at Air Force												
at Air Force												
Wyoming	1	0-1	0-0	0-0	0-0-0	0	0	0	0	0	0	0
Wyoming	0+	0-0	0-0	0-0	0-0-0	0	0	0	0	0	0	0
vs. New Mexico (Canceled)												
vs. New Mexico (Canceled)												
San Jose State	1	0-0	0-0	0-0	0-0-0	0	0	1	0	0	0	0
San Jose State												
at Fresno State												
at Fresno State												
Boise State												
Boise State												
at UNLV (Postponed)												
at UNLV (Postponed)												

## MISCELLANEOUS STATS/SAN DIEGO STATE RECORD

Category	2020-21 Season		Career	
	Games	SDSU W/L	Games	SDSU W/L
Double-Figure Scoring	0	0-0	0	0-0
15-Point Games	0	0-0	0	0-0
Lead SDSU in Scoring	0	0-0	0	0-0
Lead SDSU in Rebounding	0	0-0	0	0-0
Lead SDSU in Assists	0	0-0	0	0-0
Multiple Three-Pointers	0	0-0	0	0-0
One Turnover or Less	4	4-0	4	4-0
<b>Consecutive Games</b>	<b>Current</b>	<b>Long</b>		
Consecutive Games Played	3	3*		
Without Fouling Out	4	4*		
Scoring A Point	-	-		
At Least One Three-Pointer	-	-		
One Turnover or Less	4	4*		

## TYLER BROUGHTON CAREER STATISTICS

Year	G-GS	Min.-Avg.	FG-FGA	Pct.	3P-3PA	Pct.	FT-FTA	Pct.	OR	DR	Reb	Avg.	PF-D	AT	TO	BS	ST	Pts	Avg.
20-21	4-0	3-0.8	0-1	.000	0-0	.000	0-0	.000	0	0	0	0.0	0-0	1	0	0	0	0	0.0

## SEASON/CAREER HIGHS

### Points

Season	18 vs. Saint Mary's (12/22/20)
Career	18 vs. Saint Mary's (12/22/20)

### Rebounds

Season	15 at Arizona State (12/10/20)
Career	15 at Arizona State (12/10/20)

### Assists

Season	2 vs. Colorado State (1/2/21)
Career	4 vs. San José State (3/2/19)

### Field Goals

Season	8 vs. Saint Mary's (12/22/20)
Career	8 vs. Saint Mary's (12/22/20)

### Field Goals Attempted

Season	12 at Arizona State (12/10/20)
Career	12 at Arizona State (12/10/20)

### Three-Point Field Goals

Season	
Career	

### Three-Point FG Attempted

Season	2 at Arizona State (12/10/20)
Career	2 at Arizona State (12/10/20)

### Free Throws

Season	8 vs. Nevada (1/7/21)
Career	8 vs. Nevada (1/7/21)

### Free Throws Attempted

Season	10 vs. Nevada (1/7/21)
Career	10 vs. Nevada (1/7/21)

### Steals

Season	3 vs. San Jose State (2/8/21)
	3 at Utah State (1/14/21)
Career	3 vs. San Jose State (2/8/21)
	3 at Utah State (1/14/21)

### Blocked Shots

Season	6 vs. Saint Mary's (12/22/20)
Career	6 vs. Saint Mary's (12/22/20)

### Minutes Played

Season	27:57 vs. Nevada (1/9/21)
Career	32 vs. Utah State (2/9/19)



# 31 • NATHAN MENSAH

FORWARD • 6-10 • 230 • JUNIOR - 2L  
LABADI, ACCRA, GHANA (FINDLEY PREP (NEV.))

### Rankings

- **MW** - No. 2 - Blocked Shots (1.53/g); No. 7 - Rebounds (6.58/g); No. 8 - Offensive Rebounds (2.26/g); No. 13 - Defensive Rebounds (4.32/g)
- **NCAA** - No. 61 - Blocks (29); No. 82 - Blocks per Game (1.53); No. 166 - Rebounds (125); No. 178 - Offensive Rebounds per Game (2.26); No. 226 - Double Doubles (2); No. 234 - Rebounds per game (6.60); No. 305 - Free Throw Attempts (66)
- **SDSU CAREER** - No. 10 - Blocked Shots (90)

### Quick Hits

- Pronounced MEN-sa
- Started 33 straight games over two seasons before an injury ended his 2019-20 season.
- MW Ranking in 2018-19: 5th in blocks, 10th in offensive rebounds & 16th in rebounds.
- In 2018-19, his 187 total rebounds and 39 blocks rank eighth and fourth, respectively, in SDSU's Division I freshman history.
- Was on pace to set career-high in nearly every statistical category before his season came to an end after 13 games in 2019-20.

### Season Highlights

- Made his first appearance since Dec. 18, 2019 & led the team w/ 7 rebs. vs. No. 22/21 UCLA (11/25) and hoisted the first three-pointer of his career.
- Scored a then season-high 9 pts. (4-of-7 FG & 1-of-3 FT) vs. UC Irvine (11/27).
- Vs. St. Katherine (12/2), was an efficient on 3-of-6 FG & 3-of-4 FT for 9 points and led the team in rebounds (7) for the second time this season.
- Enjoyed the best game of his career with 17 pts & 15 rebs at Arizona State (12/10) also blocked a season-high three shots.
- Recorded a career-high 18 points vs. Saint Mary's (12/22) on 8-of-9 shooting from the floor and 2-of-2 from the line and blocked a career-best 6 shots.
- His 15 boards at Arizona State and 6 blocked shots vs. Saint Mary's (12/22) are the most for any player in the MW this season.
- Scored in double figures, 11 pts vs. Colorado State (1/4), for the third time in five games and in those games his shooting .741 (20-of-27).
- Scored in double figures (16 pts vs. Nevada - 1/7) for the second game in a row & converted 8-of-10 free throws (both career-highs).
- Reached double figures (15 pts vs. Nevada - 1/9) for the third straight game.
- Led the team with 13 points & 9 rebounds at Utah State (1/14) setting a personal record of four straight games in double-figure scoring.
- Led the team in rebounds for the 8th time this season and reach double figure scoring, 13 pts at Air Force (1/22), for the seventh time this season.
- Was an efficient 4-of-5 from the floor for 8 pts vs. Wyoming (1/30).
- Scored in double figures for the 8th time this year with 12 pts vs. San Jose State (2/8).

### Trending

- Scored in double figures in the four games from Jan. 4 (vs. CSU) to Jan. 14 (at USU), the longest such streak in his college career & his 55 points over that span (13.8 ppg) are the highest four-game output of his career.
- Averages 12.2 rebounds per 40 minutes played for his career (401 rebs in 1,312 minutes).
- Has 26 blocked shots in the last 15 games (1.7/g), is averaging 1.5 per game this season and is one of two players in the MW who have recorded at least three blocks in a game this season (Utah State's Neemias Queta). Mensah has done it four times in the last 15 games.
- 90 career blocked shots rank No. 10 on the program's career list.
- His 44 total rebounds over the five games from Dec. 2 - Dec. 22 are the most in a five game stretch in his college career.
- His 1.36 blocks per game for his career ranks No. 50 among active Division I players.
- In two games at Air Force (1/22 & 1/24) went 6-of-8 (.750) from the floor while he averaged 9.0 pts & 5.0 rebs .
- In the last six games is shooting 59.3 percent (19-of-32).
- Had a streak of 11 straight games with at least one block, from Dec. 2, 2020 to Jan. 16, 2021, which equaled his career-best streak from Nov. 13-Dec. 28, 2019.

## 2020-21 GAME-BY-GAME STATISTICS

Opponent	GS	MP	FG	3FG	FT	O-D-R	PF	TP	A TO	S	B
UCLA	*	19	2-5	0-1	0-0	1-6-7	4	4	1	0	1
UC Irvine	*	19	4-7	0-0	1-3	3-2-5	2	9	1	0	1
St. Katherine	*	18	3-6	0-0	3-4	2-5-7	0	9	0	0	1
Pepperdine	*	21	2-4	0-0	2-2	2-4-6	2	6	0	1	1
at Arizona State	*	27	7-12	0-2	3-4	4-11-15	3	17	1	1	3
BYU	*	24	2-2	0-0	4-5	1-2-3	5	8	1	1	0
vs. Saint Mary's	*	25	8-9	0-0	2-2	3-10-13	2	18	1	2	0
Colorado State	*	24	1-3	0-0	2-4	1-3-4	1	4	2	0	1
Colorado State	*	24	5-6	0-0	1-4	3-5-8	4	11	0	2	0
Nevada	*	26	4-7	0-0	8-10	1-6-7	4	16	1	2	1
Nevada	*	28	6-11	0-0	3-6	4-2-6	1	15	1	2	1
at Utah State	*	25	6-9	0-0	1-2	3-6-9	1	13	1	5	3
at Utah State	*	21	1-5	0-0	1-5	2-3-5	2	3	0	1	0
at Air Force	*	16	5-6	0-0	3-5	3-4-7	4	13	0	3	1
at Air Force	*	14	1-2	0-0	3-5	1-2-3	1	5	0	4	0
Wyoming	*	17	2-4	0-0	0-0	0-5-5	1	4	0	2	0
Wyoming	*	13	4-5	0-0	0-0	1-0-1	4	8	0	0	0
vs. New Mexico (Canceled)											
vs. New Mexico (Canceled)											
San Jose State	*	22	5-11	0-0	2-3	7-2-9	2	12	0	2	3
San Jose State	*	20	2-4	0-0	0-2	1-4-5	0	4	1	0	0
at Fresno State											
at Fresno State											
Boise State											
Boise State											
at UNLV (Postponed)											
at UNLV (Postponed)											

## MISCELLANEOUS STATS/SAN DIEGO STATE RECORD

Category	2020-21 Season		Career	
	Games	SDSU W/L	Games	SDSU W/L
Double-Figure Scoring	8	7-1	18	16-2
15-Point Games	4	4-0	5	5-0
Double-Doubles	2	2-0	5	5-0
10-Rebounding Games	2	2-0	9	9-0
Lead SDSU in Scoring	2	1-1	3	2-1
Lead SDSU in Rebounding	8	6-2	22	17-5
Lead SDSU in Assists	0	0-0	0	0-0
One Turnover or Less	10	7-3	48	34-14

Consecutive Games	Current	Long
Double-Figure Scoring	-	4
Double-Figure Rebounding	-	2
Consecutive Games Played	19	47
Without Fouling Out	13	22
Scoring A Point	27	27*
One Turnover or Less	1	15

\* - Denotes an active streak

## MENSAH CAREER STATISTICS

Year	G-GS	Min.-Avg.	FG-FGA	Pct.	3P-3PA	Pct.	FT-FTA	Pct.	OR	DR	Reb	Avg.	PF-D	AT	TO	BS	ST	Pts	Avg.
18-19	34-20	642-18.9	72-133	.541	0-0	.000	46-65	.708	80	107	187	5.5	94-4	20	22	39	9	190	5.6
19-20	13-13	263-20.2	37-60	.617	0-0	.000	16-25	.640	27	62	89	6.8	30-0	4	14	22	10	90	6.9
20-21	19-19	406-21.4	70-118	.593	0-3	.000	39-66	.591	43	82	125	6.6	43-1	11	28	29	13	179	9.4
<b>TOTAL</b>	<b>66-52</b>	<b>1,312-19.9</b>	<b>179-311</b>	<b>.576</b>	<b>0-3</b>	<b>.000</b>	<b>101-156</b>	<b>.647</b>	<b>150</b>	<b>251</b>	<b>401</b>	<b>6.1</b>	<b>167-5</b>	<b>35</b>	<b>64</b>	<b>90</b>	<b>32</b>	<b>459</b>	<b>7.0</b>

## SEASON/CAREER HIGHS

### Points

Season

### Rebounds

Season

### Assists

Season

### Field Goals

Season

### Field Goals Attempted

Season

### Three-Point Field Goals

Season

### Three-Point FG Attempted

Season

### Free Throws

Season

### Free Throws Attempted

Season

### Steals

Season

### Blocked Shots

Season

### Minutes Played

Season



# 32 • DEREK MORHAR

GUARD • 6-5 • 165 • FRESHMAN - HS  
CALABASAS, CALIF. (CALABASAS HIGH)

### Quick Hits

- Pronounced MORE-har.
- Earned high school team's Most Valuable Player as a senior, averaging 17.6 points and 5.5 rebounds, and was twice named the team's Most Improved Player (as a sophomore and a junior).
- A first-team All-Marmonte League performer and Ventura County Basketball Coaches Association all-county selection as a senior.
- Won the Marmonte League championship as a junior, with a 7-1 conference record and competed in the CIF Southern Section playoffs.

## 2020-21 GAME-BY-GAME STATISTICS

Opponent	GS	MP	FG	3FG	FT	O-D-R	PF	TP	A	TO	S	B
UCLA												
UC Irvine												
St. Katherine												
Pepperdine												
at Arizona State												
BYU												
vs. Saint Mary's												
Colorado State												
Colorado State												
Nevada												
Nevada												
at Utah State												
at Utah State												
at Air Force												
at Air Force												
Wyoming												
Wyoming												
vs. New Mexico (Canceled)												
vs. New Mexico (Canceled)												
San Jose State												
San Jose State												
at Fresno State												
at Fresno State												
Boise State												
Boise State												
at UNLV (Postponed)												
at UNLV (Postponed)												

## MISCELLANEOUS STATS/SAN DIEGO STATE RECORD

Category	2020-21 Season		Career	
	Games	SDSU W/L	Games	SDSU W/L
Double-Figure Scoring	0	0-0	0	0-0
15-Point Games	0	0-0	0	0-0
Lead SDSU in Scoring	0	0-0	0	0-0
Lead SDSU in Rebounding	0	0-0	0	0-0
Lead SDSU in Assists	0	0-0	0	0-0
Multiple Three-Pointers	0	0-0	0	0-0
One Turnover or Less	0	0-0	0	0-0

Consecutive Games	Current	Long
Consecutive Games Played	-	-
Without Fouling Out	-	-
Scoring A Point	-	-
At Least One Three-Pointer	-	-
One Turnover or Less	-	-

## MORHAR CAREER STATISTICS

Year	G-GS	Min.-Avg.	FG-FGA	Pct.	3P-3PA	Pct.	FT-FTA	Pct.	OR	DR	Reb	Avg.	PF-D	AT	TO	BS	ST	Pts	Avg.
20-21	0-0	0-0.0	0-0	.000	0-0	.000	0-0	.000	0	0	0	0.0	0-0	0	0	0	0	0	0.0 0-0

## SEASON/CAREER HIGHS

### Points

Season	14 at Air Force (1/22/21)
Career	14 at Air Force (1/22/21)

### Rebounds

Season	7 vs. UC Irvine (11/27/20)
Career	6 vs. Nevada (1/18/20) 6 vs. Grand Canyon (11/13/19)

### Assists

Season	3 vs. Pepperdine (12/6/20)
Career	3 vs. Pepperdine (12/6/20) 3 at UNLV (3/14/19) 3 at Utah State (2/26/19) 3 at Colorado State (2/12/19)

### Field Goals

Season	5 at Air Force (1/22/21)
Career	5 at Air Force (1/22/21)

### Field Goals Attempted

Season	9 vs. UCLA (11/25/20)
Career	9 vs. UCLA (11/25/20) 9 at BYU (11/9/19)

### Three-Point Field Goals

Season	1 vs. Nevada (1/7/21) 1 vs. Pepperdine (12/6/20)
Career	1 vs. Nevada (1/7/21) 1 vs. Pepperdine (12/6/20) 1 vs. UNLV (1/26/19) 1 vs. New Mexico (1/15/19) 1 vs. Brown (12/29/18)

### Three-Point FG Attempted

Season	3 vs. Pepperdine (12/6/20)
Career	3 vs. Pepperdine (12/6/20)

### Free Throws

Season	4 at Air Force (1/22/21) 4 vs. UC Irvine (11/27/20)
Career	4 at Air Force (1/22/21) 4 vs. UC Irvine (11/27/20) 4 vs. Brown (12/29/18)

### Free Throws Attempted

Season	8 vs. UC Irvine (11/27/20)
Career	8 vs. UC Irvine (11/27/20)

### Steals

Season	3 at Air Force (1/22/21) 3 vs. Brigham Young (12/18/20)
Career	4 at Colorado State (2/12/19)

### Blocked Shots

Season	2 vs. Nevada (1/9/21)
Career	2 vs. Nevada (1/9/21) 2 vs. Utah State (3/7/20) 2 at UNLV (3/14/19) 2 at Utah State (2/26/19) 2 vs. Air Force (1/30/19) 2 vs. CSUN (1/1/19)

### Minutes Played

Season	25:45 vs. Pepperdine (12/6/20)
Career	26 at Utah State (2/26/19) 26 vs. Nevada (2/20/19)



# 33 • AGUEK AROP

FORWARD • 6-6 • 220 • JUNIOR - 2L  
OMAHA, NEB. (OMAHA SOUTH HIGH)

### Rankings

- **MW** - No. 10 - *Offensive Rebounds (1.87/g)*
- **NCAA** - No. 329 - *Offensive Rebounds per Game (1.87/g)*

### Quick Hits

- Pronounced uh-GWUK uh-ROPE
- Appeared in 53 games, all off the bench, in his first two years.
- Totaled 133 rebounds in his first two seasons (671 minutes) for an average of 7.93 boards per 40 minutes played.
- Named the 2016 Nebraska Gatorade Player of the Year after leading Omaha South Prep to a Class A state title and a 28-1 record as a junior in high school.

### Season Highlights

- Got his first career start vs. No. 22/21 UCLA (11/25) where he equaled career bests with 4 FG & 9 FGA. Reached double figures for the first time in the last 39 games (10 pts. vs. New Mexico on 1-15-18).
- Led the team with 7 rebs. (3 Off, 4 Def). It was the first time in his 55-game career that he paced the team in the category for a game.
- Three assists led the team vs. Pepperdine (12/6), were a season-high and matched his career best.
- At Arizona State (12/10) had more offensive than defensive boards for the third time in four games.
- Set a season-best with three steals vs. Brigham Young (12/18).
- Nabbed more offensive than defensive rebounds (2-to-0) at Utah State.
- Returned to the starting line up at Utah State (1/16) after a four-game hiatus as a starter.
- Totaled a career-high 14 points and equaled a season-best with 3 steals at Air Force (1/22).
- Was an efficient 3-of-4 for 6 pts, grabbed 5 rebs and had a steal in 10 minutes vs. San Jose State (2/8).

### Trending

- At Air Force (1/22 & 1/24) averaged 10.0 pts (7-of-9 FG, .778), totaled 5 offensive rebs, with 3 steals and a block.
- Since the Colorado State game (1/4), a total of 9 contests, had gone 19-of-31 (.613) from the floor. In his first six appearances of the year he was 11-of-33 (.333) on field goal attempts.
- In 7-of-15 appearances this season he has recorded more offensive than defensive rebounds.
- In his last 35 games has 54 offensive & 40 defensive rebounds.
- Is the only player on the team with more offensive (28) than defensive rebounds (16) in 2020-21.

## 2020-21 GAME-BY-GAME STATISTICS

Opponent	GS	MP	FG	3FG	FT	O-D-R	PF	TP	A	TO	S	B
UCLA	*	24	4-9	0-2	2-2	3-1-4	2	10	1	0	0	0
UC Irvine	*	23	0-3	0-0	4-8	3-4-7	4	4	2	1	1	0
St. Katherine		INJ										
Pepperdine	*	26	3-7	1-3	1-2	3-1-4	3	8	3	1	2	0
at Arizona State	*	18	2-4	0-0	0-3	2-1-3	3	4	2	4	0	0
BYU	*	21	1-5	0-2	0-0	2-2-4	1	2	0	3	3	0
vs. Saint Mary's	*	19	1-5	0-1	0-0	0-0-0	0	2	1	0	0	0
Colorado State		DND										
Colorado State		6	1-2	0-0	0-0	0-0-0	3	2	0	2	1	0
Nevada		8	2-3	1-2	0-0	0-1-1	0	5	1	0	0	0
Nevada		15	3-4	0-0	0-0	0-0-0	2	6	0	0	1	2
at Utah State		20	1-4	0-2	0-1	2-0-2	2	2	0	2	0	0
at Utah State	*	13	0-1	0-0	0-0	0-3-3	3	0	1	1	1	0
at Air Force		10	5-5	0-0	4-6	2-0-2	1	14	0	0	3	1
at Air Force		11	2-4	0-0	2-2	3-0-3	3	6	0	1	0	0
Wyoming		DND										
Wyoming		DND										
vs. New Mexico (Canceled)												
vs. New Mexico (Canceled)												
San Jose State		10	3-4	0-0	0-2	5-0-5	3	6	0	0	1	0
San Jose State		19	2-3	0-1	0-2	3-3-6	4	4	1	0	0	0
at Fresno State												
at Fresno State												
Boise State												
Boise State												
at UNLV (Postponed)												
at UNLV (Postponed)												

## MISCELLANEOUS STATS/SAN DIEGO STATE RECORD

Category	2020-21 Season		Career	
	Games	SDSU W/L	Games	SDSU W/L
Double-Figure Scoring	2	2-0	4	3-1
15-Point Games	0	0-0	0	0-0
Led SDSU in Scoring	0	0-0	0	0-0
Led SDSU in Rebounding	2	1-1	2	1-1
Led SDSU in Assists	1	1-0	3	2-1
Multiple Steals	3	2-1	5	4-1
One Turnover or Less	11	10-1	52	37-15
Consecutive Games	Current	Long		
Consecutive Games Played	2	17		
Without Fouling Out	66	66*		
Scoring A Point	4	16		
One Turnover or Less	5	12		

\* - Denotes an active streak

## AROP CAREER STATISTICS

Year	G-GS	Min.-Avg.	FG-FGA	Pct.	3P-3PA	Pct.	FT-FTA	Pct.	OR	DR	Reb	Avg.	PF-D	AT	TO	BS	ST	Pts	Avg.
18-19	31-0	453-14.6	37-83	.446	3-15	.200	19-31	.613	34	49	83	2.7	48-1	30	26	18	17	96	3.1
19-20	22-0	218-9.9	32-64	.500	0-6	.000	5-8	.625	26	24	50	2.3	23-0	8	13	5	8	69	3.1
20-21	15-7	244-16.3	30-63	.476	2-13	.154	13-28	.464	28	16	44	2.9	34-0	12	15	3	13	75	5.0
<b>TOTAL</b>	<b>68-7</b>	<b>915-13.5</b>	<b>99-210</b>	<b>.471</b>	<b>5-34</b>	<b>.147</b>	<b>37-67</b>	<b>.552</b>	<b>88</b>	<b>89</b>	<b>177</b>	<b>2.6</b>	<b>105-1</b>	<b>50</b>	<b>54</b>	<b>26</b>	<b>38</b>	<b>240</b>	<b>3.5</b>

## SEASON/CAREER HIGHS

### Points

Season

### Rebounds

Season

### Assists

Season

### Field Goals

Season

### Field Goals Attempted

Season

### Three-Point Field Goals

Season

### Three-Point FG Attempted

Season

### Free Throws

Season

### Free Throws Attempted

Season

### Steals

Season

### Blocked Shots

Season

### Minutes Played

Season 1:19 vs. San Jose State (2/8/21)



# 42 • TRISTON BROUGHTON

GUARD • 6-4 • 190 • FRESHMAN - HS  
LADERA RANCH, CALIF. (TESORO HIGH)

### Quick Hits

- Twin brother Tyler is a member of the San Diego State men's basketball team.
- A member of the 2019-20 practice squad, helping the team to a 30-2 record, its 12th MW crown and as high as a No. 4 ranking before ending the season at No. 6.
- Named an All-Sea View League performer as a sophomore, junior and senior.
- Helped lead the team to the Sea View League championship as a senior (2018-19) averaging 17.0 points, 6.0 rebounds and 4.0 assists per game.
- Competed in the CIF Southern Section playoffs in each of his three varsity seasons.
- Member of the championship team at the 2018 So Cal Elite Gary Raya Classic where he earned all-tournament honors.
- A three-year team captain.
- Son of former NBA player Chris Mills.

### Season Highlights

- Made his career debut vs. St. Katherine (12/2).
- Made the second appearance of his career vs. Wyoming (1/28).
- Appeared in back-to-back games for the first time in his career vs. Wyoming on 1/28 & 1/30.

### Trending

- Appeared in three straight games - vs. Wyoming (1/28) to vs. San Jose State (2/8) - the longest such streak in his college career.

## 2020-21 GAME-BY-GAME STATISTICS

Opponent	GS	MP	FG	3FG	FT	O-D-R	PF	TP	A	TO	S	B
UCLA												
UC Irvine												
St. Katherine	1	0-0	0-0	0-0	0-0-0	0	0	0	0	0	0	0
Pepperdine												
at Arizona State												
BYU												
vs. Saint Mary's												
Colorado State												
Colorado State												
Nevada												
Nevada												
at Utah State												
at Utah State												
at Air Force												
at Air Force												
Wyoming	1	0-0	0-0	0-0	0-0-0	0	0	0	0	0	0	0
Wyoming	0+	0-0	0-0	0-0	0-0-0	0	0	0	0	0	0	0
vs. New Mexico (Canceled)												
vs. New Mexico (Canceled)												
San Jose State	1	0-0	0-0	0-0	0-0-0	0	0	0	0	0	0	0
San Jose State												
at Fresno State												
at Fresno State												
Boise State												
Boise State												
at UNLV (Postponed)												
at UNLV (Postponed)												

## MISCELLANEOUS STATS/SAN DIEGO STATE RECORD

Category	2020-21 Season		Career	
	Games	SDSU W/L	Games	SDSU W/L
Double-Figure Scoring	0	0-0	0	0-0
15-Point Games	0	0-0	0	0-0
Lead SDSU in Scoring	0	0-0	0	0-0
Lead SDSU in Rebounding	0	0-0	0	0-0
Lead SDSU in Assists	0	0-0	0	0-0
Multiple Three-Pointers	0	0-0	0	0-0
One Turnover or Less	3	3-0	3	3-0
<b>Consecutive Games</b>	<b>Current</b>	<b>Long</b>		
Consecutive Games Played	3	3*		
Without Fouling Out	4	4*		
Scoring A Point	-	-		
At Least One Three-Pointer	-	-		
One Turnover or Less	4	4*		

## TRISTON BROUGHTON CAREER STATISTICS

Year	G-GS	Min.-Avg.	FG-FGA	Pct.	3P-3PA	Pct.	FT-FTA	Pct.	OR	DR	Reb	Avg.	PF-D	AT	TO	BS	ST	Pts	Avg.
20-21	4-0	3-0.8	0-0	.000	0-0	.000	0-0	.000	0	0	0	0.0	0-0	0	0	0	0	0	0.0





## GAME 1

### San Diego State 73 No. 22/21 UCLA 58

Nov. 25, 2020 | San Diego, Calif.  
Viejas Arena | Att.: 0

**SAN DIEGO** — Mick Cronin might not be so eager to bring UCLA back to San Diego State anytime soon after his short-handed Bruins were given a rude welcome by the deep, disruptive Aztecs coached by old friend Brian Dutcher.

Matt Mitchell and Jordan Schakel scored 15 points apiece and SDSU used a suffocating defense and 3-point shots to humble 22nd-ranked UCLA 73-58 on Wednesday night in the season opener for both teams.

Mitchell and Schakel hit 3s early in the second half to open a 40-28 lead and the Aztecs dominated the rest of the way at empty Viejas Arena. Aguek Arop and Terrell Gomez scored 10 points each for San Diego State, which was 30-2 last season and expecting its highest seed ever in the NCAA Tournament before it was canceled due to the coronavirus pandemic.

UCLA, which played on SDSU's home court for the first time since December 1991, was without key players Jalen Hill and transfer Johnny Juzang. Chris Smith, the Bruins' only senior, committed his fourth foul midway through the second half and came out — and then fouled out with 4:47 to go. He scored 10 points, none after halftime.

Jaime Jaquez Jr. had 17 points for UCLA, and Cody Riley added 14 points and 12 rebounds.

The game was part of a multi-team event that also includes Pepperdine and UC Irvine. UCLA and SDSU had been scheduled to play in a bubble in Orlando, but it fell apart. Longtime pals Dutcher and Cronin quickly put together this event.

Mitchell and Schakel each hit three 3-pointers, and the Aztecs, picked to repeat as Mountain West Conference regular-season champions, went 9 of 23 from behind the arc.

The Bruins, who went 19-12 last year and were picked to win the Pac-12 this season, played well for the first eight minutes before SDSU's defense began to take its toll.

Mitchell hit a jumper to start an 8-0 run midway through the first half that gave the Aztecs a 23-19 lead. Joshua Tomicic made a jumper and fellow senior transfer Gomez hit two free throws before Nathan Mensah sank a baseline jumper.

UCLA ended a six-minute drought when Smith made a one-handed jumper.

Jaquez made a layup to pull the Bruins to 30-28 and was fouled, but missed the free throw. Arop hit a layup and two free throws in the final minute for a 34-28 halftime lead.

#### QUOTABLE

"I just think we have great depth," Dutcher said. "We used a lot of guys, 10 guys, and we don't drop off much. This might be as deep a team as we've ever had. UCLA was short-handed. They were missing two players, potentially two starters, so I just think we wore them down. We picked them up full court the entire game and I think we just wore them down to the point where maybe they were on tired legs by the end of the game."

UCLA	FG	3FG	FT	R	F	TP	A	TO	S	B	MP
Jaquez Jr. *	6-10	3-5	2-3	6	3	17	0	4	0	0	36
Riley *	3-7	0-0	8-13	12	3	14	1	3	1	0	31
Smith *	3-7	2-3	2-2	0	5	10	3	2	0	0	27
Campbell *	3-9	0-5	3-4	0	3	9	4	3	0	0	34
Bernard *	0-2	0-2	2-2	5	2	2	0	0	0	0	26
Singleton	2-6	2-5	0-0	1	1	6	1	1	0	0	26
Kyman	0-2	0-1	0-0	1	0	0	1	0	0	1	11
Nwuba	0-0	0-0	0-0	1	1	0	0	1	1	0	6
Clark	0-0	0-0	0-0	0	0	0	0	0	0	0	3
TEAM				2				1			
<b>Totals</b>	<b>17-43</b>	<b>7-21</b>	<b>17-24</b>	<b>28</b>	<b>18</b>	<b>58</b>	<b>10</b>	<b>15</b>	<b>2</b>	<b>1</b>	<b>200</b>

San Diego State	FG	3FG	FT	R	F	TP	A	TO	S	B	MP
Schakel *	4-8	3-5	4-4	3	3	15	0	0	0	0	32
Mitchell *	6-15	3-7	0-1	2	3	15	2	3	0	2	31
Arop *	4-9	0-2	2-2	4	2	10	1	0	0	0	23
Pulliam *	3-6	1-2	1-2	4	2	8	6	2	0	0	28
Mensah *	2-5	0-1	0-0	7	4	4	1	0	1	1	19
Gomez *	3-7	2-4	2-2	1	1	10	2	3	0	1	20
Tomicic	4-5	0-1	1-1	3	4	9	1	0	0	1	15
Johnson	1-2	0-0	0-0	3	0	2	2	0	1	0	13
Seiko	0-1	0-1	0-0	3	1	0	1	0	0	0	17
Butler	0-0	0-0	0-0	0	1	0	0	0	0	0	2
TEAM				4			2				
<b>Totals</b>	<b>27-58</b>	<b>9-23</b>	<b>10-12</b>	<b>34</b>	<b>21</b>	<b>73</b>	<b>16</b>	<b>10</b>	<b>5</b>	<b>2</b>	<b>200</b>

**Halftime:** San Diego State 34, UCLA 28. **FG%:** San Diego State 46.6, UCLA 39.5. **3FG%:** San Diego State 39.1, UCLA 33.3. **FT%:** San Diego State 83.3, UCLA 70.5. **Officials:** Randy McCall, Verne Harris, Eric Curry. **Technical:** none.



## GAME 2

### San Diego State 77 UC Irvine 58

Nov. 27, 2020 | San Diego, Calif.  
Viejas Arena | Att.: 0

**SAN DIEGO** — Keshad Johnson came off the bench to tally 14 points to carry San Diego State to a 77-58 win over UC Irvine on Friday.

Johnson scored 13 of his career-high 14 points in the second half on three 3-pters, also a career-best, a pair of free throws and a thunderous dunk. In addition to his point output the native of Oakland, Calif., had four rebounds and a steal.

After defeating No. 22/21 UCLA 73-58 two nights earlier, the Aztecs took a little time to get going against the Anteaters.

UC Irvine led by as many as three points four times in the first 17 minutes and San Diego State didn't get more than a one-point advantage until a Trey Pulliam three with 2:55 to play in the half. The hoop sparked a 9-0 run and sent the teams to the intermission with SDSU up 34-25.

Matt Mitchell scored seven of his 11 points in the game, in the first 20 minutes for San Diego State (2-0). Pulliam also finished the half with seven points. Aguek Arop added seven rebounds.

Returning to the floor after the break, the Aztecs pushed the lead to double digits in the first two minutes of the second half and never looked back. Within seven minute the lead was up to 25 and the game was completed with SDSU ahead by 19 points.

The third stingiest defense last season, allowing just 59.5 points per game, has picked up right where it left off giving up 58 points in each of its first two games.

Jordan Schakel scored only 3 points despite coming into the contest as the Aztecs' second leading scorer at 15.0 points per game. He shot 20% from behind the arc (1 of 5).

Brad Greene had 11 points and three assists for the Anteaters (0-2). Dawson Baker added 10 points. Collin Welp had 10 points.

UC Irvine	FG	3FG	FT	R	F	TP	A	TO	S	B	MP
Butler *	3-5	1-1	1-2	4	2	8	4	4	0	0	22
Welp *	4-5	1-1	1-2	4	2	10	1	1	0	0	23
Greene *	5-8	0-0	1-2	8	3	11	3	2	0	2	22
Lee *	0-2	0-2	0-0	2	2	0	2	4	0	0	22
Artest *	0-4	0-2	0-0	3	2	0	0	1	0	0	16
Henry	3-4	0-1	1-2	3	1	7	2	0	0	1	19
Baker	4-9	1-5	1-2	0	0	10	1	1	0	0	20
Johnson	1-2	0-0	1-2	2	4	3	0	2	1	2	6
Tshimanga	1-2	0-0	0-0	4	0	2	0	3	0	0	16
Davis	2-6	2-6	1-2	4	2	7	1	3	1	0	12
Ujadughele	0-1	0-0	0-0	0	0	0	0	1	0	0	16
Ruck	0-0	0-0	0-0	1	0	0	0	1	0	0	6
TEAM				3				2			4
<b>Totals</b>	<b>23-48</b>	<b>5-18</b>	<b>7-14</b>	<b>38</b>	<b>19</b>	<b>58</b>	<b>14</b>	<b>25</b>	<b>2</b>	<b>5</b>	<b>200</b>

San Diego State	FG	3FG	FT	R	F	TP	A	TO	S	B	MP
Mitchell *	3-8	1-4	4-4	4	1	11	2	0	2	0	25
Mensah *	4-7	0-0	1-3	5	2	9	1	0	1	0	19
Arop *	0-3	0-0	4-8	7	4	4	2	1	1	0	23
Pulliam *	4-6	1-2	0-1	2	0	9	1	0	0	0	22
Schakel *	1-7	1-5	0-0	2	2	3	1	1	1	0	24
Johnson	4-8	3-5	3-4	4	0	14	0	1	1	0	17
Tomicic	2-4	1-3	0-0	1	3	5	3	3	1	0	17
Seiko	1-4	1-2	0-0	2	3	3	2	1	1	0	12
Gomez *	2-5	2-5	2-2	0	0	8	1	1	2	0	16
Butler	2-5	1-2	0-0	0	2	5	1	1	1	0	16
Dinwiddie Jr.	2-4	2-3	0-0	0	0	6	0	0	0	0	4
Evans	0-1	0-1	0-0	0	1	0	0	0	0	0	3
Alger	0-0	0-0	0-0	0	0	0	0	0	0	0	1
Barnett	0-0	0-0	0-0	1	0	0	0	1	0	0	1
TEAM				3				0			
<b>Totals</b>	<b>27-58</b>	<b>9-23</b>	<b>10-12</b>	<b>34</b>	<b>21</b>	<b>73</b>	<b>16</b>	<b>10</b>	<b>5</b>	<b>2</b>	<b>200</b>

**Halftime:** San Diego State 34, UC Irvine 25. **FG%:** UC Irvine 47.9, San Diego State 40.3. **3FG%:** San Diego State 40.6, UC Irvine 27.8. **FT%:** San Diego State 63.6, UC Irvine 50.0. **Officials:** Randy McCall, Eric Curry, Deldre Carr. **Technical:** Russell Turner (UC Irvine coach).



## GAME 3

### San Diego State 83 St. Katherine 41

Dec. 2, 2020 | San Diego, Calif.  
Viejas Arena | Att.: 0

**SAN DIEGO** — San Diego State's recorded its third straight victory to open the 2020-21 season on Wednesday night defeating the University of St. Katherine Firebirds, 83-41, at Steve Fisher Court at Viejas Arena.

SDSU had four players in double-digits, led by Jordan Schakel, who posted game-highs of 16 points and four steals, while Terrell Gomez followed closely with 13 points, including 3-for-5 clip from beyond the arc. Gomez has 300 three-pointers for his career, which ranks second in the nation among active players.

Freshman Keith Dinwiddie Jr. finished with a career-high 12 points on four threes of his own and Matt Mitchell reached double figures for the 59th time in a Scarlet and Black uniform with 10 points.

SDSU outscored the undersized Firebirds by 16 points in the paint (26-10) as well as 11 points on the fast-break (15-4) to help key the victory. In addition, the Aztecs tallied 26 points off 17 Firebirds turnovers and maintained a 40-35 edge in rebounds, including a 36-27 edge on the defensive glass. The Aztecs bench finished with 29 points, marking the third time in as many games this season the bench has scored more than 20 points in a game.

Individually, Nathan Mensah led all players with seven rebounds, while Joshua Tomicic added six boards in the win.

Both SDSU and USK got off to a sluggish start, shooting a combined 13.3 percent from the floor (2-15) during the first four minutes and change, with each side making just one field goal.

After a pair of Mitchell free throws, the Firebirds (1-0) hit consecutive threes and forged their biggest lead of the game at 8-4. Shortly thereafter, Dinwiddie answered with the first of his four buckets, while Keshad Johnson followed with a dunk to put San Diego State on top 9-8.

The Firebirds moved back in front 11-9, at the 12:51 mark of the half, on a three pointer and less than a minute later, Johnson converted an old-fashioned three-point play, sparking the Aztecs' 39-2 outburst

Katherine was held to just five more points in the half, and the Aztecs held a 48-16 advantage at intermission.

SDSU continued to pad its lead in the second half, fashioning its biggest advantage of the evening at 79-30 after a three-pointer by Mitchell with 6:42 remaining.

St. Katherine	FG	3FG	FT	R	F	TP	A	TO	S	B	MP
Fleming *	1-7	1-4	0-0	2	3	3	1	2	0	0	25
Fields *	3-6	0-1	0-0	4	3	6	2	2	0	0	23
Robinson Jr. *	2-11	1-5	0-0	3	1	5	2	0	0	0	21
Coleman *	0-4	0-2	0-1	4	1	0	2	5	1	0	26
Hernandez Jr. *	4-9	4-7	0-0	4	1	12	1	2	0	0	23
Meza	0-2	0-2	0-0	2	3	0	2	1	0	0	14
Jackson	1-7	0-2	4-5	1	1	6	1	3	0	0	20
Stanford	0-1	0-0	0-0	3	2	0	0	1	0	0	9
Funk	0-0	0-0	0-0	2	1	0	1	0	0	0	11
Rhodes	2-5	1-2	2-2	2	1	7	1	0	0	0	12
Penn	0-2	0-0	0-0	2	0	0	0	0	1	0	10
Kleiner	1-2	0-1	0-0	0	2	2	0	1	0	0	3
Fukuda	0-0	0-0	0-0	0	0	0	0	0	0	0	1
Vu	0-0	0-0	0-0	0	0	0	0	0	0	0	1
TEAM				5				0			
<b>Totals</b>	<b>14-56</b>	<b>7-26</b>	<b>6-8</b>	<b>34</b>	<b>19</b>	<b>41</b>	<b>13</b>	<b>17</b>	<b>2</b>	<b>0</b>	<b>200</b>

San Diego State	FG	3FG	FT	R	F	TP	A	TO	S	B	MP
Mitchell *	2-5	1-3	5-8	4	4	10	3	4	1	1	18
Mensah *	3-6	0-0	3-4	7	0	9	0	0	0	0	18
Gomez *	5-7	3-5	0-0	3	3	13	2	0	1	0	23
Pulliam *	3-6	0-1	0-0	1	0	6	4	0	4	0	20
Schakel *	4-8	3-6	5-5	3	1	16	1	1	2	0	22
Johnson	4-6	0-2	1-1	5	1	9	2	1	0	1	19
Seiko	0-4	0-3	0-0	4	0	0	1	1	2	0	16
Butler	1-1	0-0	4-4	3	3	6	1	0	1	0	14



## GAME 4

### San Diego State 65 Pepperdine 60

Dec. 6, 2020 | San Diego, Calif.  
Viejas Arena | Att.: 0

**SAN DIEGO** – The San Diego State men's basketball team used a 24-4 run midway through the second half to erase a 16-point deficit and defeat the Pepperdine Waves, 65-60 on Sunday afternoon at Steve Fisher Court at Viejas Arena.

Jordan Schakel led the offense for the Aztecs (4-0) with 17 points, Matt Mitchell finished with 13 and Joshua Tomaic totaled 10 points.

Down 47-31 with 16:16 left in the game, Tomaic, Schakel and Mitchell combined to score 21 of the team's 24 points in a 12:37 span to erase the Waves (2-2) lead and forge a four-point advantage, which they would not relinquish en route to the five-point win.

San Diego State returns to action on Thursday, Dec. 10 at Arizona State. The Aztecs and Sun Devils are scheduled to tip off at 7 p.m. PT.

Pepperdine	FG	3FG	FT	R	F	TP	A	TO	S	B	MP
Edwards *	8-18	5-9	1-1	5	1	22	1	2	2	0	38
Chukwuka *	4-6	2-4	1-2	6	3	11	2	2	2	0	35
Altman *	1-5	0-1	1-2	4	4	3	2	1	0	1	30
Ross *	3-10	0-5	4-4	4	4	10	7	7	2	0	40
Smith *	6-9	0-1	0-1	0	5	12	2	3	0	0	26
Ball	1-3	0-1	0-0	1	2	2	0	0	0	0	11
Palk Jr.	0-2	0-0	0-0	2	4	0	0	1	0	0	14
Deng	0-1	0-0	0-0	0	0	0	0	0	0	0	6
TEAM				5				0			
<b>Totals</b>	<b>23-54</b>	<b>7-21</b>	<b>7-10</b>	<b>27</b>	<b>23</b>	<b>60</b>	<b>14</b>	<b>16</b>	<b>6</b>	<b>3</b>	<b>200</b>

**Halftime:** Pepperdine 34, San Diego State 20. **FG%:** Pepperdine 42.6, San Diego State 42.0. **3FG%:** Pepperdine 33.3, San Diego State 10.5. **FT%:** Pepperdine 70.0, San Diego State 67.7. **Officials:** Kevin Brill, Deron White, Mike O'Neill. **Technical:** Smith (Pepperdine).



## GAME 5

### San Diego State 80 Arizona State 68

Dec. 10, 2020 | Tempe, Ariz.  
Desert Financial Arena | Att.: 0

**TEMPE, Ariz.** - San Diego State was so worried about Arizona State's fast break, it sent three players back on defense after every miss, leaving its two big men to work the offensive glass.

Two against five turned out to be pretty good odds for the hard-working Aztecs.

Jordan Schakel scored 25 points, Nathan Mensah had 17 points and 15 rebounds, and No. 24 San Diego State dominated inside to beat No. 23 Arizona State 80-68 Thursday night.

"We sent the center and the power forward to the offensive glass and those guys did a great job on their own," Aztecs coach Brian Dutcher said. "It was a real key to the game."

The Sun Devils (3-2) got volume-scoring guard Alonzo Verge Jr. back after he missed two games during to COVID-19 contact tracing but were without forward Marcus Bagley due to a lower left leg injury suffered Saturday against Cal.

San Diego State (5-0) already had a size advantage inside, and Bagley's absence turned it into an even bigger strength.

The Aztecs outscored Arizona State 36-9 in the paint and had 17 second-chance points on 11 offensive rebounds against the smaller Sun Devils. San Diego State pulled away with an 18-2 run in the second half to stretch the nation's longest road winning streak to 13 straight games.

"It was probably our closest to a complete game," said Schakel, who shot 5 of 9 from 3. "We still have a long way to go, but it was nice to put that kind of game together this early in the season."

The Sun Devils were pushed to the perimeter most of the night by the bigger Aztecs and, despite a couple of nice runs, didn't make enough outside shots. Arizona State shot 34% and missed 11 straight shots during a key stretch in the second half.

Verge led the Sun Devils with 25 points. "Do we really care about how hard we've got to play? Do we know how hard we've got to play to beat a team like that?" Arizona State coach Bobby Hurley said. "There were a lot of examples of that tonight."

San Diego State took advantage, scoring 12 points off six offensive rebounds midway through the first half. The 6-10 Mensah had his way inside with 10 points and 10 rebounds in the first half to give the Aztecs a 35-33 lead.

Arizona State missed 11 of its first 15 shots before finding a better offensive rhythm and cleaned up the defensive glass better to rally from an early 12-point deficit.

The Sun Devils struggled against San Diego State's defensive pressure early in the second half and began turning the ball over, leading to a series of transition baskets during a 13-0 Aztecs run. Arizona State had a stretch of eight minutes without a field goal as San Diego State extended the lead to 59-45.

San Diego State	FG	3FG	FT	R	F	TP	A	TO	S	B	MP
Mitchell *	1-7	0-4	12-15	5	3	14	2	3	2	0	26
Mensah *	7-12	0-2	3-4	15	3	17	1	1	3	27	
Arop *	2-4	0-0	0-3	3	3	4	2	4	0	0	18
Pulliam *	3-8	1-2	0-0	1	4	7	2	1	1	0	29
Schakel *	9-15	5-9	2-2	6	1	25	0	1	2	0	33
Tomaic	1-4	0-2	1-1	2	4	3	0	0	1	0	8
Seiko	1-2	0-1	0-0	3	0	2	1	0	0	0	21
Gomez	2-5	2-4	0-0	0	2	6	4	1	0	0	25
Butler	1-4	0-1	0-0	3	0	2	2	1	1	0	12
TEAM				6				0			
<b>Totals</b>	<b>27-61</b>	<b>8-25</b>	<b>18-25</b>	<b>44</b>	<b>20</b>	<b>80</b>	<b>14</b>	<b>12</b>	<b>8</b>	<b>3</b>	<b>200</b>

**Halftime:** San Diego State 35, Arizona State 33. **FG%:** San Diego State 44.3, Arizona State 34.5. **3FG%:** Arizona State 38.2, San Diego State 32.0. **FT%:** San Diego State 72.0, Arizona State 68.2. **Officials:** David Hall, Mike Reed, Eric Curry. **Technical:** Christopher, J. (Arizona State).



## GAME 6

### Brigham Young 72 San Diego State 62

Dec. 18, 2020 | San Diego, Calif.  
Viejas Arena | Att.:

**SAN DIEGO** - In a normal visit to San Diego State, the BYU Cougars would have to face a trash-talking student section and a sellout crowd of 12,414 at Viejas Arena.

Not this time. Because of COVID-19, Viejas Arena was empty Friday, which allowed the Cougars to focus strictly on the No. 18 Aztecs.

Alex Barcello scored 22 points and Brandon Averette hit a huge 3-pointer with 51 seconds left for BYU, which blew a 17-point lead before beating San Diego State 72-62 despite Matt Mitchell's career-high 35 points.

Playing in the empty arena, without the taunts of The Show, made a huge difference for the Cougars, who are still reviled even though the teams haven't been in the same conference for a decade.

BYU used its size advantage and effective offense to take a 35-20 half-time lead before hanging on in the second half.

Mitchell was remarkable in scoring 26 points in the second half. He spurred a 14-0 run with three 3-pointers and then had a steal and dunk that tied it 61.

But BYU (7-2) regained control and handed San Diego State (5-1) its first loss. The Aztecs won their first 26 games last season and were the nation's last undefeated team en route to a 30-2 record.

After Matt Haarms made a baseline jumper for a 63-61 BYU lead, Mitchell made one of two free throws. Averette then hit a 3 from straight on to put BYU up 66-62 with 51 seconds left.

"We've been doing this so long that can't you just picture that 3?" Pope said. "We beat them without The Show in here, and I don't know if we'd beat them with the Show in here. It's just different. But can't you just hear the gym? Like they're coming back, people are tearing their clothes off and going crazy and on fire. And then Brandon Averette bangs that 3 and the place goes deathly silent."

"That's how it felt when he shot it. In my mind, going live, that's how it felt for him to step up and make that big shot. There were so many huge plays but that's the fun one to talk about."

Barcello made four free throws in the last 35 seconds, sandwiched around a missed 3 by Mitchell, and Connor Harding made two free throws for the Cougars, who had a 40-26 rebounding edge.

Haarms and Averette scored 10 points apiece.

Mitchell said BYU's defense "was fanned out a little bit and gave me space to work, gave me room to get to the basket, get to my spots. Some of my teammates couldn't make shots and I felt like there was a lid on the rim so I got a little more aggressive and shots started falling."

Jordan Schakel had only three points in 1-of-9 shooting after scoring a career-high 25 points in an 80-68 win at Arizona State on Dec. 10.

BYU's biggest lead was 35-18 late in the first half before Mitchell made two free throws to make it 35-20 at halftime. SDSU shot just 25 percent and had eight turnovers in the first 20 minutes. Schakel had no points and missed his only two shots.

Brigham Young	FG	3FG	FT	R	F	TP	A	TO	S	B	MP
Haarms *	5-6	0-1	0-0	8	2	10	0	0	0	1	25
Lee *	2-6	0-1	0-0	5	2	4	1	1	0	0	16
Averette *	4-9	2-5	0-0	2	2	10	1	4	1	1	27
Barcello *	7-11	2-3	6-6	7	0	22	7	2	1	0	33
Harding *	0-4	0-3	4-4	4	1	4	0	0	1	0	22
Johnson	3-7	1-5	1-2	0	1	8	0	1	0	0	24
Lohner	1-3	0-0	2-2	5	5	4	2	3	0	1	20
Harward	1-3	0-0	0-0	4	1	2	2	4	0	0	17
George	0-0	0-0	0-0	0	1	0	0	0	0	0	2
Knell	2-5	2-5	2-2	1	1	8	2	0	1	0	14
TEAM				4				2			
<b>Totals</b>	<b>25-54</b>	<b>7-23</b>	<b>15-16</b>	<b>40</b>	<b>16</b>	<b>72</b>	<b>15</b>	<b>17</b>	<b>4</b>	<b>3</b>	<b>200</b>

**Halftime:** Brigham Young 35, San Diego State 20. **FG%:** Brigham Young 46.3, San Diego State 36.8. **3FG%:** San Diego State 36.0, Brigham Young 30.4. **FT%:** Brigham Young 93.8, San Diego State 73.3. **Officials:** Chris Rastatter, Larry Spaulding, Kipp Kissinger. **Technical:** none.



## GAME 7

### San Diego State 74 Saint Mary's 49

Dec. 22, 2020 | San Luis Obispo, Calif.  
Mott Athletics Center | Att.: 0

**SAN LUIS OBISPO, Calif.** -- Nathan Mensah recorded a career-high 18 points, 13 rebounds and a career-best six blocked shots to lead San Diego State to a 74-49 win over Saint Mary's on Tuesday night in a game played at a neutral site.

Terrell Gomez had 13 points for San Diego State (6-1). Jordan Schakel added 12 points. Matt Mitchell had 10 points.

San Diego State dominated the first half and led 40-20 at halftime. The Gaels' 20 points in the first half marked a season low. shooting just 7-for-28.

Logan Johnson tied his career high with 15 points for the Gaels (8-2), whose eight-game winning streak was broken.

San Diego State	FG	3FG	FT	R	F	TP	A	TO	S	B	MP
Mitchell *	1-4	1-2	7-10	4	3	10	2	2	0	1	26
Mensah *	8-9	0-0	2-2	13	2	18	1	2	0	6	25
Arop *	1-5	0-1	0-0	0	0	2	1	0	0	0	19
Pulliam *	3-5	0-1	1-2	2	3	7	0	0	0	0	20
Schakel *	2-6	2-5	6-6	2	0	12	0	1	1	0	28
Seiko *	1-3	1-3	2-2	5	2	5	0	1	0	0	16
Gomez	5-6	3-4	0-0	0	0	13	4	2	1	0	25
Tomaic	2-3	0-0	0-0	2	3	4	1	1	0	2	15
Johnson	0-0	0-0	1-2	4	3	1	1	1	2	13	
Butler	1-2	0-1	0-0	0	3	2	0	1	1	0	9
Dimviddie Jr.	0-0	0-0	0-0	0	0	0	0	0	0	0	2
Evans	0-0	0-0	0-0	0	0	0	1	1	0	0	1
TEAM				4							
<b>Totals</b>	<b>24-43</b>	<b>7-17</b>	<b>19-24</b>	<b>36</b>	<b>19</b>	<b>74</b>	<b>11</b>	<b>12</b>	<b>4</b>	<b>11</b>	<b>200</b>

**Halftime:** San Diego State 40, Saint Mary's 20. **FG%:** San Diego State 55.8, Saint Mary's 31.0. **3FG%:** San Diego State 41.2, Saint Mary's 22.7. **FT%:** San Diego State 79.2, Saint Mary's 53.3. **Officials:** Mike Reed, Verne Harris, Doran Gotschall. **Technical:** Johnson (Saint Mary's).



## GAME 8

### Colorado State 70 San Diego State 67

Jan. 2, 2021 | San Diego, Calif.  
Viejas Arena | Att.: 0

**SAN DIEGO (AP)** - John Tonje scored 11 points, and his four-point play with 12.3 seconds left helped carry Colorado State to a 70-67 win over San Diego State on Saturday.

Tonje buried the three and drew a foul on Jordan Schakel to give the Rams a 68-67 lead. Matt Mitchell missed a jumper for SDSU with three seconds remaining and Kendle Moore made two free throws to finish it, as CSU scored the last 11 points of the game.

The Rams had a 14-0 run earlier in the second half and a 19-0 run in the first half.

The Aztecs led 36-10 led when Terrell Gomez made a three-pointer with 8:15 left before halftime. The Rams (6-1, 3-0 Mountain West) proceeded to outscore San Diego State 23-4 to narrow their deficit to 40-33 at halftime.

The comeback is the largest in school and conference history. The Aztecs on 14-of-30 free throws.

David Roddy recorded his third consecutive double-double with 15 points and 12 rebounds for CSU.

Gomez had 19 points for the Aztecs (6-2, 0-1).

The two teams will battle each other once again on Monday, Jan. 4, starting at 6 p.m. PT inside Steve Fisher Court at Viejas Arena.

Colorado State	FG	3FG	FT	R	F	TP	A	TO	S	B	MP
Thomas *	0-1	0-0	0-0	1	1	0	0	0	0	0	8
Roddy *	7-11	1-2	0-0	12	3	15	3	1	1	1	34
Thistlewood *	5-9	4-7	1-2	3	1	15	1	1	0	0	34
Moore *	4-8	3-5	2-2	5	3	13	3	3	2	0	34
Stevens *	3-13	1-6	4-4	4	2	11	9	5	1	0	40
Tonje	3-6	2-3	3-3	2	2	11	0	1	0	0	20
Moors	2-6	0-1	1-2	6	2	5	0	0	0	0	17
Rivera	0-2	0-0	0-0	2	1	0	0	1	0	0	12
Byrd	0-1	0-1	0-0	0	0	0	0	0	0	0	2
TEAM				4							
<b>Totals</b>	<b>24-57</b>	<b>11-27</b>	<b>11-13</b>	<b>39</b>	<b>15</b>	<b>70</b>	<b>16</b>	<b>13</b>	<b>4</b>	<b>1</b>	<b>200</b>

**Halftime:** San Diego State 40, Colorado State 33. **FG%:** Colorado State 42.1, San Diego State 40.4. **3FG%:** San Diego State 46.7, Colorado State 34.7. **FT%:** Colorado State 84.6, San Diego State 58.3. **Officials:** Tony Padilla, Tommy Nunez, Brad Ferrie. **Technical:** Seiko (San Diego State).



## GAME 9

### San Diego State 78 Colorado State 65

Jan. 4, 2021 | San Diego, Calif.  
Viejas Arena | Att.: 0

**SAN DIEGO** - Jordan Schakel hit 8-of-11 3-pointers and scored a career-high 28 points as San Diego State rolled past Colorado State 78-65 on Monday night.

Colorado State defeated San Diego State 70-67 on Saturday, setting a school and Mountain West Conference record by erasing a 26-point deficit. In the rally they had a 19-0 first-half run and went 14-0 in the second half before scoring the last 11 points of the game.

In this one the Rams trailed by 29, 42-13, late in the first half and had a 14-0 run early in the second half but never got closer than 14 points until scoring the final basket of the game.

Terrell Gomez had 13 points for San Diego State (7-2, 1-1 Mountain West Conference). Matt Mitchell added 12 points. Nathan Mensah had 11 points.

David Roddy and John Tonje had 15 points for the Rams (6-2, 3-1), whose four-game win streak was broken. Isaiah Stevens had 11 points.

Colorado State	FG	3FG	FT	R	F	TP	A	TO	S	B	MP
Moors *	4-7	0-1	1-2	2	2	9	0	2	0	0	22
Roddy *	4-7	0-0	7-12	5	4	15	1	3	1	1	38
Thistlewood *	1-8	0-6	3-3	0	5	0	0	0	0	0	26
Stevens *	4-10	1-3	2-2	9	1	11	10	4	3	0	40
Rivera *	1-4	1-2	0-0	2	3	3	1	2	1	0	19
Tonje	4-7	3-4	4-4	2	2	15	0	2	0	0	26
Byrd	2-4	2-4	1-1	0	1	7	2	2	1	0	21
Thomas	0-0	0-0	0-1	1	0	0	1	0	1	0	8
TEAM				6							
<b>Totals</b>	<b>20-47</b>	<b>7-20</b>	<b>18-25</b>	<b>27</b>	<b>16</b>	<b>65</b>	<b>15</b>	<b>17</b>	<b>7</b>	<b>1</b>	<b>200</b>

**Halftime:** San Diego State 45, Colorado State 27. **FG%:** San Diego State 45.8, Colorado State 42.6. **3FG%:** San Diego State 51.9, Colorado State 35.0. **FT%:** Colorado State 72.0, San Diego State 54.5. **Officials:** Randy McCall, Verne Harris, Chris Rastatter. **Technical:** none.



## GAME 10

### San Diego State 65 Nevada 60

Jan. 7, 2021 | San Diego, Calif.  
Viejas Arena | Att.: 0

**SAN DIEGO** - Matt Mitchell recorded the second double double of his career, with 20 points and 10 rebounds, and the San Diego State men's basketball team defeated the Nevada Wolf Pack 65-60 on Thursday night in Viejas Arena.

Nevada led 60-58 with 2:04 to play, when senior guard Jordan Schakel hit a three pointer to put SDSU up 61-60. Down the stretch, Mitchell and junior forward Nathan Mensah hit two free throws each to secure the victory.

In a game in which neither team led by more than seven points, there were six lead changes and seven ties, San Diego State improves to 8-3 overall and 2-1 in Mountain West Conference action.

Mensah added 16 points, including a career-best 8-of-10 from the free throw line, and seven rebounds for the Aztecs. Trey Pulliam, a senior guard, added 10 points, reaching double figures for the second time in his major college career.

The teams got off to a hot shooting start. The Aztecs went 8-of-8 to open the game and didn't miss a shot until the 12:39 mark. Over the same time span, Nevada (8-4, 3-2 MW) was 5-of-8, but the teams then went a combined 1-of-17 over the next 8:04 and a defensive battle ensued.

The teams went to the locker room with San Diego State leading 32-28. The Aztecs improved to 7-1 this season and 68-10 in the Brian Dutcher era when they lead at the half.

Mensah finished the first 20 minutes with a team-high 11 points. It marked the second game in a row the Accra, Ghana native, reached double figure scoring and the third time in his career he has had back-to-back games of 10-plus points. Mensah provided 16 of the team's 26 point in the paint and provided as many points in the lane as the entire Nevada roster.

In the second half, Mitchell scored 18 of San Diego State's 33 points and with his 20 points in the game, moved passed Chad Nelson, Kyle Spain and Xavier Thames on the program's career-scoring list. The Riverside, Calif., native, has scored 1,239 career points which ranks 14th all time for the Aztecs.

Grant Sherfield finished with a game-high 22 points for the Wolf Pack. Desmond Cambridge added 16 points.

The team's starting five provided 90.4 percent of the scoring (113-of-124 points). San Diego State's bench outscored the Nevada bench 8-to-4.

Nevada	FG	3FG	FT	R	F	TP	A	TO	S	B	MP
Washington *	2-4	0-0	5-7	4	4	9	0	2	0	1	25
Coleman *	0-5	0-3	2-2	3	2	2	1	0	0	0	30
Meeks *	3-4	1-2	0-0	4	5	7	0	2	1	0	29
Cambridge *	6-13	4-6	0-0	5	3	16	2	3	1	1	30
Sherfield *	8-19	2-6	4-4	5	3	22	5	2	2	0	34
Hymes	1-4	0-0	0-0	4	1	2	1	0	0	2	15
Robinson	0-1	0-0	0-0	4	0	0	0	0	0	1	11
Milling	1-7	0-3	0-0	0	1	2	3	0	1	0	26
Huseinovic	0-0	0-0	0-0	0	0	0	0	0	0	0	1
TEAM				2				0			
<b>Totals</b>	<b>21-57</b>	<b>7-20</b>	<b>11-13</b>	<b>31</b>	<b>19</b>	<b>60</b>	<b>12</b>	<b>9</b>	<b>5</b>	<b>5</b>	<b>200</b>

San Diego State	FG	3FG	FT	R	F	TP	A	TO	S	B	MP
Mitchell *	5-12	1-3	9-10	10	2	20	0	4	2	1	34
Mensah *	4-7	0-0	8-10	7	4	16	1	2	1	2	26
Seiko *	1-2	1-2	0-0	2	0	3	1	2	0	0	22
Pulliam *	4-9	0-2	2-2	3	1	10	1	0	0	0	31
Schakel *	3-6	2-4	0-0	5	2	8	3	0	0	1	33
Gomez	0-5	0-2	0-0	0	1	0	3	1	0	0	24
Arop	2-3	1-2	0-0	1	0	5	1	0	0	0	8
Butler	1-2	1-1	0-0	1	1	3	0	1	0	0	9
Tomacic	0-3	0-0	0-0	3	3	0	0	0	1	0	14
TEAM				3				0			
<b>Totals</b>	<b>20-49</b>	<b>6-16</b>	<b>19-22</b>	<b>35</b>	<b>14</b>	<b>65</b>	<b>10</b>	<b>10</b>	<b>4</b>	<b>4</b>	<b>200</b>

**Halftime:** San Diego State 32, Nevada 28. **FG%:** San Diego State 40.8, Nevada 36.8. **3FG%:** San Diego State 37.5, Nevada 35.0. **FT%:** San Diego State 86.4, Nevada 84.6. **Officials:** Mike Reed, Glen Mayberry, Deron White. **Technical:** none.



## GAME 11

### San Diego State 69 Nevada 67

Jan. 9, 2021 | San Diego, Calif.  
Viejas Arena | Att.: 0

**SAN DIEGO** - Matt Mitchell had 20 points and Trey Pulliam made a runner at the buzzer to help San Diego State narrowly beat Nevada 69-67 on Saturday night.

Mitchell made all 11 of his foul shots. He added eight rebounds. Nathan Mensah had 15 points and Pulliam finished with seven for San Diego State (9-2, 3-1 Mountain West Conference).

Nevada's Grant Sherfield, who finished with 20 points and nine assists, hit a deep contested 3-pointer to make it 67-all with 4.6 seconds to play. Pulliam took the in-bound pass, raced down court to the left block and kissed a running floater off the backboard and in as time expired.

Jordan Schakel, the Aztecs' second-leading scorer heading into the contest at 14 points per game, shot only 20 percent for the game (2 of 10).

Desmond Cambridge Jr. added 17 points and K.J. Hymes had 14 points for the Wolf Pack (8-5, 3-3).

The Aztecs improve to 2-0 against the Wolf Pack for the season. San Diego State defeated Nevada 65-60 last Thursday.

#### BIG PICTURE

**San Diego State:** Wins its third consecutive Mountain West Conference game and sets up an early season showdown at Utah State (9-3 overall/6-0 Mountain West) on Thursday and Saturday.

**Nevada:** Played two very good games at Viejas Arena this week but came a way with a pair of narrow losses (65-60 on Thursday and 69-67 on Saturday). The Wolf Pack has now lost nine consecutive games at San Diego State dating back to Nov. 14, 1998.

#### THEY SAID IT

"I just know I had four seconds on the clock. Coach is always talking to us about how many dribbles you can have in the amount of time you have (left), so I had four seconds and four dribbles. I just tried to get it down and get it up on the rim. I knew if I missed, Nate (Mensah) or Matt (Mitchell) would come to try and clean it up, so I just tried to get a shot off." - SDSU senior guard Trey Pulliam.

"To be honest with you, I was trying to take a timeout. Basketball is a game of momentum and sometimes, you can draw something up and it's not as good as what you got (in the moment). I do not mind taking it out and just going up the floor. We have done that for years, dating back to DJ Gay and the Colorado State game [Feb. 2, 2011]. (With) the current state of the game, (it is about) just trusting in your players. I had no problem, they got it out. I just wanted to make sure we attacked to the basket. And Trey did. He attacked hard to the basket and he made a really a clutch game-winning shot to get us a victory tonight." - SDSU head coach Brian Dutcher.

Nevada	FG	3FG	FT	R	F	TP	A	TO	S	B	MP
Washington *	0-1	0-0	0-0	2	3	0	0	0	0	0	7
Coleman *	2-3	1-1	0-0	0	2	5	3	3	0	0	31
Meeks *	2-6	1-3	0-0	5	4	5	0	1	0	0	16
Cambridge *	7-16	3-8	0-1	2	1	17	2	2	1	2	34
Sherfield *	5-12	2-6	8-9	4	0	20	9	2	3	0	37
Robinson	2-3	0-0	0-0	7	4	4	0	1	1	0	28
Hymes	5-9	0-1	4-5	3	3	14	1	1	1	1	23
Milling	1-3	0-1	0-0	3	1	2	1	1	1	0	18
Henry	0-0	0-0	0-0	1	0	0	0	1	0	0	5
TEAM				3				1			
<b>Totals</b>	<b>24-53</b>	<b>7-20</b>	<b>12-15</b>	<b>30</b>	<b>18</b>	<b>67</b>	<b>16</b>	<b>13</b>	<b>7</b>	<b>3</b>	<b>200</b>

San Diego State	FG	3FG	FT	R	F	TP	A	TO	S	B	MP
Mitchell *	4-7	1-2	11-11	8	3	20	3	2	0	0	32
Mensah *	6-11	0-0	3-6	6	1	15	1	2	1	1	28
Seiko *	2-5	2-5	0-0	1	3	6	0	1	0	0	32
Pulliam *	3-6	1-3	0-0	2	3	7	3	3	1	0	23
Schakel *	2-10	1-6	2-3	4	2	7	2	0	0	0	31
Gomez	2-7	2-6	0-0	5	0	6	3	2	1	0	20
Arop	3-4	0-0	0-0	0	2	6	0	0	1	2	15
Butler	0-0	0-0	0-0	0	2	0	0	1	0	0	6
Tomacic	1-3	0-0	0-0	1	2	2	1	1	0	0	12
TEAM				6				1			
<b>Totals</b>	<b>23-53</b>	<b>7-22</b>	<b>16-20</b>	<b>33</b>	<b>18</b>	<b>69</b>	<b>13</b>	<b>13</b>	<b>4</b>	<b>3</b>	<b>200</b>

**Halftime:** San Diego State 34, Nevada 31. **FG%:** Nevada 45.3, San Diego State 43.4. **3FG%:** Nevada 35.0, San Diego State 31.8. **FT%:** San Diego State 80.0, Nevada 80.0. **Officials:** David Hall, Larry Spaulding, Jim Schipper. **Technical:** none.



## GAME 12

### Utah State 57 San Diego State 45

Jan. 14, 2021 | Logan, Utah  
Dee Glen Smith Spectrum | Att.: 1,585

**LOGAN, Utah** - San Diego State suffered its worst shooting night of the 2020-21 season, hitting just 17-of-51 shots (31.5 percent), and watched its Division I leading 13-game road winning streak come to an end in a 57-45 loss at Utah State on Thursday evening.

Junior forward Nathan Mensah was one of the bright spots going 6-of-9 from the floor and totaling 13 points to lead the Aztecs. It was the fourth consecutive game in double figures and sixth of the season for the Accra, Ghana native. He also added nine rebounds, three steals, two blocks and an assist.

The only other player in double figures for San Diego State was senior forward Matt Mitchell, who finished with 10 points, two assist and two rebounds. Mitchell has reached double-digit scoring in each of the teams 12 games.

The Aztecs (9-3, 3-2 Mountain West) were limited to 20 points in the first half, the third game this year they have reached that total in the first 20 minutes. On the previous two occasions they came out in the second half and totaled 45 against Pepperdine, in a 65-60 win, and had 42 points against BYU, but lost 62-72. Against Utah State (10-3, 7-3 MW) they outscored the Aggies in the second half, totaling 25 points, couldn't overcome its tough shooting night.

San Diego State had a 5-2 lead on the three pointer from senior guard Trey Pulliam two minutes into the game and was up 7-4 after a Mensah bucket with 16:59 to play in the half, but 11 turnovers in the first 20 minutes combined with the Aggies shooting 14-of-29 (48.3 percent) gave Utah State to a 33-20 halftime advantage.

In the second half, San Diego State cut the lead to five points on two occasions, but could get no closer in the 12-point loss. Both teams set season lows for scoring in the second half. Utah State totaled 24 points in the second half, the lowest of the season for the hosts, while the 25 points in the second half for San Diego State marked the fewest of the season for the road team.

For Utah State, Neemias Queta tallied 14 points and 16 rebounds to lead the Aggies to their ninth consecutive victory. Brock Miller led all scorers with 16 points.

The teams have little time to prepare for game two of this series. The tip off is scheduled for 10:30 a.m. PT on Saturday and will be broadcast on CBS.

San Diego State	FG	3FG	FT	R	F	TP	A	TO	S	B	MP
Mitchell *	4-11	1-2	1-2	2	2	10	2	5	0	0	26
Mensah *	6-9	0-0	1-2	9	1	13	1	5	3	2	25
Seiko *	1-4	1-4	0-0	2	1	3	2	0	1	0	27
Pulliam *	1-6	1-2	1-2	5	1	5	2	1	2	0	27
Schakel *	3-10	2-6	0-0	3	1	8	1	0	3	0	34
Johnson	0-2	0-1	0-0	1	0	0	0	0	0	0	5
Gomez	0-3	0-0	0-0	2	0	0	2	0	0	0	21
Butler	0-0	0-0	0-0	0	1	0	0	2	0	0	3
Tomacic	1-5	0-3	2-2	4	1	4	0	1	1	0	12
Arop	1-4	0-2	0-1	2	2	2	0	2	0	0	20
TEAM				1	1			0			
<b>Totals</b>	<b>17-54</b>	<b>5-21</b>	<b>6-9</b>	<b>34</b>	<b>11</b>	<b>45</b>	<b>10</b>	<b>16</b>	<b>10</b>	<b>2</b>	<b>200</b>

Utah State	FG	3FG	FT	R	F	TP	A	TO	S	B	MP
Bean *	2-7	0-1	0-0	4	2	4	3	1	2	2	29
Queta *	7-11	0-1	0-0	16	3	14	1	4	3	1	33
Miller *	5-11	4-10	2-2	2	2	16	2	1	0	0	34
Warster *	2-6	1-3	0-0	4	2	5	3	6	1	1	28
Anthony *	1-4	0-2	0-0	5	0	2	2	2	1	0	34
Bairstow	2-3	1-1	0-0	1	0	5	0	1	0	0	8
Ashworth	2-7	1-3	0-0	2	0	5	3	1	1	0	16
Anderson	2-4	2-2	0-0	0	0	6	0	0	1	0	11
Dorius	0-0	0-0	0-0	0	3	0	1	0	1	0	7
TEAM				2				2			
<b>Totals</b>	<b>23-53</b>	<b>9-23</b>	<b>2-2</b>	<b>36</b>	<b>12</b>	<b>57</b>	<b>15</b>	<b>18</b>	<b>10</b>	<b>4</b>	<b>200</b>

**Halftime:** Utah State 33, San Diego State 20. **FG%:** Utah State 43.4, San Diego State 31.5. **3FG%:** Utah State 39.1, San Diego State 23.8. **FT%:** Utah State 100.0, San Diego State 66.7. **Officials:** Chris Rastatter, Bob Staffen, Tony Padilla. **Technical:** team (San Diego State).



## GAME 13

### Utah State 64 San Diego State 59

Jan. 16, 2021 | Logan, Utah  
Dee Glen Smith Spectrum | Att.: 1,638

**LOGAN, Utah** - The San Diego State men's basketball team took a 10-point lead into the second half at Utah State on Saturday afternoon, but saw Aggies go to the free throw line 20 times in the second half, knocked down 17 attempts, and were able to erase the Aztecs lead and earn a 64-59 win in the Dee Glen Smith Spectrum.

It was the second consecutive loss for SDSU, which had not suffered back-to-back defeats in its last 48 games dating back to March 6 & 9, 2019. Before being snapped the streak was tied for the third longest in Division I.

The Aztecs (9-4, 3-3 Mountain West) got nearly half of its 59 points from two guards who came off the bench. Senior Terrell Gomez led SDSU with 16 points and freshman Lamont Butler finished with a season-high 13 points. Add senior guard Jordan Schakel's 11 points to the 29 from Gomez and Butler, and the threesome totaled 67.7 percent of the team scoring (40-of-59 points).

In addition to his season-best 13 points, Butler, who is the only Aztec freshman to appear in every game this season, played 25 minutes and had a game-high five steals, both season bests for the Moreno, Valley, Calif., native.

Senior forward Nathan Mensah and sophomore forward Keshad Johnson led SDSU with five rebounds and senior guard Trey Pulliam finished with seven points and two assists.

After struggling from the floor two nights earlier, San Diego State out-shot the Aggies 41.1 percent (23-of-56) to 37.3 percent (19-of-51), including going 13-of-27 (48.1 percent) in the first half. The Aztecs held Utah State (11-3, 8-0 MW) to a season-low 22 first half points. But with a 12-2 run to open the second half, Utah State tied the game at 34-34 with 16:28 to play.

The game was back-and-forth over the succeeding 13 minutes with eight lead changes, five ties and neither team able to generate more than a four-point lead. Finally, at the 4:28 mark, the Aggies took a lead which it would not relinquish on its way to its 10th straight win. In the final 4:32, Utah State went to the line 10 times and made nine of their attempts and the Aztecs were 2-of-3 over the same time frame.

Utah State's Steven Ashworth led all scorers with 17 points. Brock Miller totaled 11 points and Neemias Queta chipped in with 10 points and 10 rebounds.

San Diego State	FG	3FG	FT	R	F	TP	A	TO	S	B	MP
Mensah *	1-5	0-0	1-5	5	2	3	0	1	0	1	21
Arop *	0-1	0-0	0-0	3	3	0	1	1	1	0	13
Seiko *	1-3	0-1	0-0	2	0	2	1	2	0	0	22
Pulliam *	3-10	1-3	0-0	4	4	7	2	1	0	0	29
Schakel *	5-9	1-5	0-0	3	4	11	0	1	0	1	23
Johnson	0-0	0-0	2-4	5	1	2	1	1	0	1	20
Gomez	5-13	4-7	2-2	1	4	16	1	0	0	0	26
Butler	6-8	0-1	1-2	2	0	13	1	3	5	0	25
Tomaic	2-7	0-2	1-2	3	4	5	0	0	0	0	21
TEAM				4	1			2			
<b>Totals</b>	<b>23-56</b>	<b>6-19</b>	<b>7-15</b>	<b>32</b>	<b>23</b>	<b>59</b>	<b>7</b>	<b>12</b>	<b>6</b>	<b>3</b>	<b>200</b>

Utah State	FG	3FG	FT	R	F	TP	A	TO	S	B	MP
Bean *	1-9	0-2	2-2	6	3	4	0	3	1	0	27
Queta *	4-6	0-0	2-6	10	5	10	4	5	1	5	29
Miller *	4-8	3-6	0-0	2	3	11	0	0	1	0	34
Worster *	2-7	1-3	0-0	4	1	5	2	2	0	1	23
Anthony *	2-6	0-1	2-3	7	1	6	2	3	2	0	32
Bairstow	1-1	0-0	0-0	0	1	2	0	1	0	0	8
Ashworth	3-8	3-6	8-8	2	3	17	1	0	0	1	23
Anderson	2-6	0-3	5-6	7	2	9	1	0	0	0	20
Darius	0-0	0-0	0-0	0	0	0	1	1	0	0	4
TEAM				1				1			
<b>Totals</b>	<b>19-51</b>	<b>7-21</b>	<b>19-25</b>	<b>39</b>	<b>19</b>	<b>64</b>	<b>11</b>	<b>16</b>	<b>5</b>	<b>7</b>	<b>200</b>

**Halftime:** San Diego State 32, Utah State 22. **FG%:** San Diego State 41.1, Utah State 37.3. **3FG%:** Utah State 33.3, San Diego State 31.6. **FT%:** Utah State 76.0, San Diego State 46.7. **Officials:** Michael Irving, Kelly Self, Brent Meaux. **Technical:** team (San Diego State).



## GAME 14

### San Diego State 98 Air Force 61

Jan. 22, 2021 | Colorado Springs, Colo.  
Clune Arena | Att.: 0

**Colorado Springs, Colo.** - Nearly six minutes into the first half, the San Diego State men's basketball team trailed 6-5 at Air Force, but then ignited the afterburners and went on a 47-10 run to end the half en route to a 98-61 victory over the Falcons on Friday night in Clune Arena.

The 37-point margin of victory was the largest ever for San Diego State in a Mountain West Conference road game, while the Aztecs handed the Falcons their largest home defeat in nearly nine years.

San Diego State used an efficient offense, shooting 54.5 percent from the field and making 13 three-point field goals and a high-pressure defensive effort, forcing Air Force into 27 turnovers (its most since 1999) to cruise to its widest margin of victory in the 84-game history of the series.

Five Aztecs scored in double figures led by 18 points from Jordan Schakel. Aguek Arop and Adam Seiko each scored a career-high 14 points and Nathan Mensah and Keith Dinwiddie Jr, contributed 13 points each. For Dinwiddie Jr., his 13 points were also a career best.

The Aztecs forced 27 turnovers, including 15 steals, and converted them into 39 points and its bench outscored Air Force 57-to-26.

AJ Walker led the Falcons with 17 points and Ameke Akaya added 12.

The teams play the second game of a two-game series on Sunday with the tip scheduled for 8 p.m. MT.

#### BOUNCE BACK

After suffering its first two-game losing streak in a 48-game stretch, San Diego State took control early with a 22-0 run. The Aztecs have now gone 97 straight games without suffering a three-game losing streak.

#### GOOD ON THE ROAD

San Diego State is now 14-2 in its last 16 road games dating back to late in the 2018-19 campaign.

San Diego State	FG	3FG	FT	R	F	TP	A	TO	S	B	MP
Gomez *	1-8	1-6	0-0	0	2	3	4	1	4	0	27
Pulliam *	0-2	0-1	0-0	5	0	0	6	1	2	0	22
Butler *	2-6	1-2	2-2	4	4	7	5	6	3	0	26
Schakel *	7-13	3-6	1-2	2	0	18	1	0	1	0	24
Mensah *	5-6	0-0	3-5	7	4	13	0	3	1	0	16
Johnson	3-5	0-1	0-2	6	2	6	2	1	0	0	19
Seiko	5-7	4-6	0-2	0	0	14	5	0	0	0	18
Evans	1-1	1-1	0-0	2	0	3	0	2	0	0	9
Alger	1-1	0-0	1-1	0	0	3	0	0	0	0	3
Barnett	0-0	0-0	0-0	0	0	0	1	1	1	0	4
Tomaic	1-3	0-0	2-4	5	5	4	1	1	0	0	9
Dinwiddie Jr.	5-9	3-6	0-0	1	0	13	2	0	0	0	13
Arop	5-5	0-0	4-6	2	1	14	0	0	3	1	10
TEAM				4				0			
<b>Totals</b>	<b>36-66</b>	<b>13-29</b>	<b>13-24</b>	<b>38</b>	<b>18</b>	<b>98</b>	<b>27</b>	<b>16</b>	<b>15</b>	<b>1</b>	<b>200</b>

Air Force	FG	3FG	FT	R	F	TP	A	TO	S	B	MP
McClintock *	1-5	1-4	3-4	3	2	6	2	4	2	0	29
Joyce *	1-4	1-4	0-0	3	2	3	3	4	4	0	32
Walker *	6-10	3-4	2-4	0	0	17	2	4	1	0	37
Jackson *	3-4	1-2	2-3	1	5	9	0	5	1	1	19
Van Soelen *	0-0	0-0	0-0	0	5	0	0	1	0	0	12
Octave	1-2	0-0	0-0	1	0	2	3	1	0	0	9
Akaya	5-8	1-4	1-1	2	4	12	2	3	1	0	30
Taylor	3-4	2-3	0-1	1	1	8	0	1	0	0	21
Haut	2-3	0-0	0-0	1	0	4	1	0	0	0	11
TEAM				2				4			
<b>Totals</b>	<b>22-40</b>	<b>9-21</b>	<b>8-13</b>	<b>17</b>	<b>19</b>	<b>61</b>	<b>13</b>	<b>27</b>	<b>9</b>	<b>1</b>	<b>200</b>

**Halftime:** San Diego State 52, Air Force 16. **FG%:** Air Force 55.0, San Diego State 54.5. **3FG%:** San Diego State 44.8, Air Force 42.9. **FT%:** Air Force 61.5, San Diego State 54.2. **Officials:** Eric Curry, Tony Padilla, D.G. Nelson. **Technical:** none.



## GAME 15

### San Diego State 91 Air Force 59

Jan. 24, 2021 | Colorado Springs, Colo.  
Clune Arena | Att.: 0

**COLORADO SPRINGS, Colo.** -- Jordan Schakel scored 24 points and Terrell Gomez scored 15 and San Diego State beat Air Force 91-59 on Sunday night.

Aguek Arop made two foul shots with 15:50 left before halftime, the Aztecs (11-4, 5-3 Mountain West Conference) took a 5-4 lead and they never trailed again. The points started a 17-5 from which Air Force (4-10, 2-8) never recovered.

San Diego now has won back-to-back contests and five of its last seven. The Falcons have dropped three straight and are 1-7 in their last eight.

Nick Margon scored 17 points and Chris Joyce 13 for Air Force.

San Diego State	FG	3FG	FT	R	F	TP	A	TO	S	B	MP
Mensah *	1-2	0-0	3-5	3	1	5	0	4	0	1	14
Gomez *	5-9	5-9	0-0	3	2	15	6	0	0	0	26
Pulliam *	3-5	0-1	0-0	4	2	6	1	2	0	0	25
Butler *	1-3	0-1	0-0	3	2	2	1	0	0	0	16
Schakel *	8-17	6-13	2-2	2	1	24	3	1	0	0	28
Seiko	3-4	3-3	0-1	4	2	9	2	0	1	0	19
Mitchell	2-4	2-2	4-4	7	2	10	3	1	0	0	14
Arop	2-4	0-0	2-2	3	3	6	0	1	0	0	12
Tomaic	3-3	0-0	0-0	2	1	6	1	0	0	1	17
Johnson	0-2	0-0	2-2	7	1	2	3	2	1	1	17
Dinwiddie Jr.	1-3	0-1	0-0	0	0	2	1	0	2	0	5
Evans	0-1	0-0	0-0	0	0	0	0	0	0	0	4
Alger	2-3	0-0	2-2	0	4	0	0	0	0	0	2
Barnett	0-0	0-0	0-0	0	1	0	0	1	0	0	2
TEAM				2				1			
<b>Totals</b>	<b>31-60</b>	<b>16-30</b>	<b>13-18</b>	<b>42</b>	<b>18</b>	<b>91</b>	<b>21</b>	<b>13</b>	<b>4</b>	<b>3</b>	<b>200</b>

Air Force	FG	3FG	FT	R	F	TP	A	TO	S	B	MP
Jackson *	7-11	1-3	2-4	2	5	17	1	3	2	1	25
Van Soelen *	1-6	0-4	2-2	1	2	4	2	1	1	0	33
McClintock *	1-3	0-1	1-2	1	0	3	2	2	2	0	31
Joyce *	5-10	2-4	1-3	2	2	13	4	1	0	0	30
Walker *	2-6	1-3	0-1	5	1	5	3	2	1	0	36
Akaya	2-5	2-3	0-0	1	5	6	3	1	0	0	19
Octave	1-2	0-1	2-2	3	3	4	1	0	0	1	16
Taylor	2-2	2-2	0-0	1	1	6	0	0	0	0	7
Pierre-Louis	0-0	0-0	0-0	1	0	0	0	0	0	0	2
Haut	0-0	0-0	1-2	0	1	1	0	1	0	0	2
TEAM				1				2			
<b>Totals</b>	<b>21-45</b>	<b>8-21</b>	<b>9-16</b>	<b>18</b>	<b>20</b>	<b>59</b>	<b>16</b>	<b>13</b>	<b>6</b>	<b>2</b>	<b>200</b>

**Halftime:** San Diego State 44, Air Force 31. **FG%:** San Diego State 51.7, Air Force 46.7. **3FG%:** San Diego State 53.3, Air Force 38.1. **FT%:** San Diego State 72.2, Air Force 56.3. **Officials:** Chris Rostatter, Larry Spaulding, Mike Reed. **Technical:** none.



## GAME 16

### San Diego State 87 Wyoming 57

Jan. 28, 2021 | San Diego, Calif.  
Viejas Arena | Att.: 0

**SAN DIEGO** — Senior guard Jordan Schakel scored game-high 16 points and grabbed six rebounds as San Diego State easily defeated Wyoming 87-57 on Thursday night in Viejas Arena. It marked the 13th consecutive time the Aztecs have defeated the Cowboys on its home floor.

The Aztecs shot 65 percent (26-of-40) in the first 20 minutes, scoring 63 first-half points, and matching the Mountain West Conference all-time record for most points in the first half of a game. The 63 points are also the most in the first half of any Division I conference game this season.

Senior guard Terrell Gomez had 14 points, senior forward Matt Mitchell added 13 points and tied for the team-high with seven rebounds. It was Mitchell's 14th game this season in which he has scored at least 10 points. Freshman point guard Lamont Butler equaled his season-high with 13 points and added a career-high six assists.

With the game tied 7-7 at the 17:16 mark, the Aztecs put together a 12-0 run in just over two minutes. It was the first of two double digit runs in the half and helped SDSU to bust the game open and take a 33-point lead (63-30) into intermission.

San Diego State (12-4, 6-3 Mountain West Conference), which earned its fourth consecutive home victory, outrebounded the Cowboys 43-to-31 and dominated in the paint outscoring Wyoming 46-to-14. The Aztecs bench doubled the scoring output of the visitors 38-to-19 and on fast break points scored 17 points the Cowboys four.

Kwane Marble II had 15 points and nine rebounds for the Cowboys (10-6, 4-5). Graham Ike added 10 points.

#### STREAKING

In its last three games, all against Mountain West Conference foes, San Diego State has outscored its opposition by 99 points (276-177). The Aztecs have connected on 40-of-80 three-point field goal attempts during that span (50.0 percent).

#### LONG DISTANCE

Senior guard Terrell Gomez entered the game as the nation's active career three-point field goal percentage (minimum 280 career makes), and his performance tonight will not hurt that ranking. Gomez posted his 89th career double-digit game by scoring 14 points on the strength of 4-for-4 shooting from beyond the arc. In his career, Gomez has made 325-of-747 three-point field goals for 43.5 percent.

Wyoming	FG	3FG	FT	R	F	TP	A	TO	S	B	MP
Thompson *	1-6	0-5	0-0	3	1	2	1	0	0	1	19
Williams *	2-13	2-9	0-0	1	2	6	5	7	1	1	37
Marble II *	5-11	3-7	2-2	9	3	15	1	2	2	0	25
Maldonado *	0-4	0-3	6-6	3	2	6	3	3	0	0	32
DuSell *	3-9	3-8	0-1	1	1	9	3	1	1	0	35
Jeffries	1-7	1-7	1-2	4	0	4	1	2	0	0	22
Oden	4-8	0-0	2-2	6	2	10	0	1	0	0	21
Ike	2-2	1-1	0-0	0	2	5	0	0	0	0	8
TEAM				4				0			
<b>Totals</b>	<b>18-60</b>	<b>10-40</b>	<b>11-13</b>	<b>31</b>	<b>13</b>	<b>57</b>	<b>14</b>	<b>16</b>	<b>4</b>	<b>2</b>	<b>200</b>

San Diego State	FG	3FG	FT	R	F	TP	A	TO	S	B	MP
Mitchell *	6-12	1-3	0-0	7	1	13	3	1	3	0	20
Mensah *	2-4	0-0	0-0	5	1	4	0	2	0	0	17
Gomez *	5-7	4-4	0-0	1	1	14	1	0	1	0	22
Pulliam *	1-3	0-1	0-0	2	1	2	3	1	2	0	19
Schakel *	6-11	3-6	1-2	6	1	16	4	1	1	0	26
Butler	5-9	1-2	2-4	4	3	13	6	4	1	0	21
Tomaic	4-6	0-0	0-0	7	2	8	2	0	0	1	20
Seiko	4-8	1-3	0-0	3	2	9	1	2	1	0	21
Johnson	2-3	1-2	1-2	4	3	6	2	0	0	1	21
Evans	0-0	0-0	0-0	0	2	0	0	0	0	0	6
Alger	0-0	0-0	0-0	0	0	0	0	0	0	0	3
Barnett	1-1	0-0	0-0	0	0	2	0	0	0	0	3
Broughton, Ty.	0-1	0-0	0-0	0	0	0	0	0	0	0	1
Broughton, Tr.	0-0	0-0	0-0	0	0	0	0	0	0	0	1
TEAM				4			3				
<b>Totals</b>	<b>36-65</b>	<b>11-21</b>	<b>4-8</b>	<b>43</b>	<b>17</b>	<b>87</b>	<b>22</b>	<b>14</b>	<b>9</b>	<b>2</b>	<b>200</b>

Halftime: San Diego State 63, Wyoming 30. FG%: San Diego State 55.4, Wyoming 30.0. 3FG%: San Diego State 52.4, Wyoming 25.0. FT%: Wyoming 84.6, San Diego State 50.0. Officials: Bob Staffen, Doran Gotschall, Brad Gaston. Technicals: none.



## GAME 17

### San Diego State 98 Wyoming 71

Jan. 30, 2021 | San Diego, Calif.  
Viejas Arena | Att.: 0

**SAN DIEGO** — Senior forward Matt Mitchell has etched his name throughout the San Diego State record book. On Saturday night, the master used a variety of his tools as San Diego State pounded Wyoming, 98-71, at Viejas Arena.

Mitchell had a game-high 26 points, five rebounds, four assists and two steals in 29 minutes of action. The senior forward connected on 4-of-7 three-point attempts.

He passed Billy White and Steve Copp to move into 10th place on the school's all-time scoring list and joined Winston Shepard and Trey Kell as the only Aztec players with 1,000 points, 500 rebounds, 200 assists and 100 steals in their career.

Similar to Thursday's game, San Diego State jumped Wyoming early, building advantages of 13-6, 26-10 and 38-15 before settling for a 51-28 halftime advantage.

Keshad Johnson had a career-high 15 points for San Diego State (13-4, 7-3 Mountain West Conference), which earned its fourth consecutive victory. Lamont Butler added 11 points. Jordan Schakel had 10 points.

Marcus Williams had 18 points and six assists for the Cowboys (10-7, 4-6). Jeremiah Oden added 11 points. Xavier DuSell had 11 points.

The Aztecs improve to 2-0 against the Cowboys for the season. San Diego State defeated Wyoming 87-57 on Thursday.

Wyoming	FG	3FG	FT	R	F	TP	A	TO	S	B	MP
Thompson *	0-1	0-1	1-2	2	3	1	1	0	0	0	5
Williams *	6-10	4-8	2-2	0	3	18	6	5	2	0	33
Marble II *	2-10	0-5	7-9	2	2	11	3	1	0	0	33
Maldonado *	0-3	0-3	4-7	4	3	4	4	2	1	0	35
DuSell *	4-5	2-3	1-2	1	3	11	0	1	1	0	23
Ike	3-6	0-1	3-4	3	4	9	0	2	1	0	25
Jeffries	2-6	2-6	0-0	1	1	6	1	0	0	0	19
Oden	3-5	2-3	3-3	2	4	11	0	0	0	0	17
Dickey	0-0	0-0	0-0	0	0	0	0	0	0	0	0+
Grigsby	0-0	0-0	0-0	0	0	0	0	0	0	0	0+
TEAM				5			1				
<b>Totals</b>	<b>20-46</b>	<b>10-30</b>	<b>21-29</b>	<b>20</b>	<b>23</b>	<b>71</b>	<b>15</b>	<b>12</b>	<b>5</b>	<b>1</b>	<b>200</b>

San Diego State	FG	3FG	FT	R	F	TP	A	TO	S	B	MP
Mitchell *	9-16	4-7	4-4	5	2	26	4	2	2	0	29
Mensah *	4-5	0-0	0-0	1	4	8	0	0	0	0	13
Gomez *	0-2	0-1	0-0	1	1	0	4	0	0	0	21
Pulliam *	2-4	0-2	0-0	2	3	4	3	4	1	0	20
Schakel *	3-4	2-2	2-2	2	2	10	0	1	0	0	24
Seiko	3-7	2-5	0-0	2	3	8	1	0	0	0	24
Butler	3-4	1-2	4-6	2	5	11	4	1	1	0	19
Tomaic	1-2	0-1	6-7	4	4	8	1	0	0	0	23
Johnson	6-8	2-2	1-1	5	1	15	2	0	0	0	22
Evans	1-2	0-1	0-0	1	0	2	1	0	0	0	2
Alger	2-2	0-0	2-2	0	1	6	0	0	0	0	1
Barnett	0-0	0-0	0-0	0	0	0	0	1	0	1	1
Broughton, Ty.	0-0	0-0	0-0	0	0	0	0	0	0	0	0+
Broughton, Tr.	0-0	0-0	0-0	0	0	0	0	0	0	0	0+
TEAM				10			0				
<b>Totals</b>	<b>34-56</b>	<b>11-23</b>	<b>19-22</b>	<b>35</b>	<b>26</b>	<b>98</b>	<b>21</b>	<b>8</b>	<b>5</b>	<b>0</b>	<b>200</b>

Halftime: San Diego State 51, Wyoming 28. FG%: San Diego State 60.7, Wyoming 43.5. 3FG%: San Diego State 48.7, Wyoming 33.3. FT%: San Diego State 86.4, Wyoming 72.4. Officials: Bill Vinovich, Chad Shepherd, Brad Fowler. Technicals: none.



## GAME 18

### San Diego State 85 San Jose State 54

Feb. 8, 2021 | San Diego, Calif.  
Viejas Arena | Att.: 0

**SAN DIEGO** - Jordan Schakel scored 23 points and Joshua Tomai added 26; added a career-high 12 as the San Diego State Aztecs rolled to an 85-54 win over San Jose State on Monday night in a Mountain West Conference game.

Schakel led all scorers, hitting four 3-pointers and making all nine of his free throw attempts. In addition to his career-high in points, Tomai set career-bests in free throws (8) and free throw attempts (10) and equaled his season-high with seven rebounds.

Nathan Mensah had 12 points and nine rebounds for the Aztecs (14-4, 8-3 Mountain West), who won their fifth straight game. Trey Pulliam scored 10 points with five assists and Keshad Johnson grabbed a career-high 13 rebounds and added eight points.

With SDSU up 27-24 and 6:51 to play in the first half, Schakel knocked down two free throws to ignite a 20-to-5 run to close out the first 20 minutes and sent the team to the locker room with the Aztecs up 47-29.

San Diego State came out of halftime and didn't miss a beat. They opened the second half with a 12-to-2 run to essentially put the game out of reach. When the run was over it had covered 10:58 and SDSU had outscored San Jose State 32-to-7.

The Aztecs pushed its advantage to as may as 35 points before earning the 31-point, 85-54 victory.

San Diego State outrebounded SJSU 54-30, including 26-7 on the offensive glass which they used to outscore the Spartans 16-4 in second chance points. In its last five games, San Diego State had outrebounded its opponent by an average of 19.2 boards per game and in the same timeframe has outscored the opposition by an average of 31.4 points per game.

Jalen Dalcourt had 13 points for the Spartans (5-12, 3-10 Mountain West). Trey Smith added 12 and reigning Mountain West Player of the Week, Ralph Agee was limited to seven points and five rebounds.

The teams complete their two-game series on Wednesday night in Viejas Arena. Tip is set for 8 p.m. and the game will be broadcast on CBS Sports Network.

San Jose State	FG	3FG	FT	R	F	TP	A	TO	S	B	MP
Agee *	3-6	0-0	1-2	5	2	7	1	3	0	1	31
Simmons *	2-3	0-0	2-2	3	3	6	0	1	0	0	19
Dalcourt *	4-13	3-8	2-2	2	1	12	1	3	2	0	30
Moore *	1-5	0-2	2-4	4	1	4	3	3	0	0	27
Smith *	4-9	2-5	2-2	3	2	12	2	0	0	1	31
Mendoza	2-8	2-4	0-0	3	5	6	1	2	0	0	21
Ofoegbu	1-2	0-0	3-4	2	4	5	0	1	1	0	16
Lacewell	0-4	0-2	1-2	2	1	1	1	2	0	3	13
Clarkin	0-0	0-0	0-0	0	4	0	0	0	0	0	7
Dholiwala	0-0	0-0	0-0	0	0	0	0	0	0	0	5
TEAM				6			0				
<b>Totals</b>	<b>17-50</b>	<b>7-21</b>	<b>13-18</b>	<b>30</b>	<b>23</b>	<b>54</b>	<b>9</b>	<b>15</b>	<b>3</b>	<b>5</b>	<b>200</b>

San Diego State	FG	3FG	FT	R	F	TP	A	TO	S	B	MP
Mensah *	5-11	0-0	2-3	9	2	12	0	2	3	1	22
Seiko *	1-5	1-5	2-2	2	1	5	5	1	0	0	24
Gomez *	1-5	1-4	0-0	1	2	3	1	0	0	0	24
Pulliam *	4-8	0-1	2-2	3	1	10	5	1	2	0	23
Schakel *	5-10	4-7	9-9	3	2	23	0	0	3	1	25
Butler	1-9	0-5	1-2	5	2	3	2	1	1	0	20
Johnson	3-9	0-1	2-3	13	1	8	0	0	0	0	18
Tomaic	2-4	0-1	8-10	7	3	12	0	0	0	0	19
Arop	3-4	0-0	0-2	5	3	6	0	0	1	0	10
Evans	0-5	0-3	1-2	1	1	1	0	0	2	0	7
Alger	0-0	0-0	0-0	0	0	0	0	0	0	0	2
Barnett	1-1	0-0	0-0	1	0	2	0	0	1	0	2
Broughton, Ty.	0-0	0-0	0-0	0	0	0	0	0	0	0	1
Broughton, Tr.	0-0	0-0	0-0	0	0	0	0	0	0	0	1
TEAM				4			0				
<b>Totals</b>	<b>26-71</b>	<b>6-27</b>	<b>27-35</b>	<b>54</b>	<b>18</b>	<b>85</b>	<b>14</b>	<b>5</b>	<b>13</b> </		



## GAME 19

### San Diego State 77 San Jose State 55

Feb. 10, 2021 | San Diego, Calif.  
Viejas Arena | Att.: 0



## GAME 20

### San Diego State Fresno State

Feb. 18, 2021 | Fresno, Calif.  
Save Mart Center | Att.:



## GAME 21

### San Diego State Fresno State

Feb. 20, 2021 | Fresno, Calif.  
Save Mart Center | Att.:

**SAN DIEGO** - Jordan Schakel scored a game-high 24 points and San Diego State used an 18-3 run in the second half to ease away from San Jose State to roll to a 77-55 victory on Wednesday night in a Mountain West Conference game.

Terrell Gomez had 13 points and Lamont Butler added 11 for San Diego State (15-4, 9-3 Mountain West Conference), which earned its sixth consecutive victory by at least 22 points. Matt Mitchell, returning after missing the first game of the series, had seven points, a team-leading seven rebounds, and three assists.

Schakel scored the first bucket of the game, a three pointer, and after a steal and being fouled, he knocked down a pair of free throws to stake the Aztecs to an early 7-2 lead. However, the early success of the offense did not lead to an early blowout.

San Jose State tied the game at 7-7 with 15:50 to go and again at 14-14 and 17-17 with slightly more than nine minutes left in the half. Down the stretch, the Aztecs were able to pry open the lead to nine points, 33-24 before taking a 33-27 advantage into the intermission.

"(San Jose State) played very well in the first half," San Diego State men's head basketball coach Brian Dutcher said. "They jumped it up and kept us off balance. We could not find a rhythm offensively because they were mixing man (defense), calling a 1-3-1 zone, but really dropping into a 2-3 zone and just (kept doing things) to try to get us out of rhythm."

In the second half, the SDSU offense came alive. The team shot 42.5 percent (17-of-40), including hitting seven three-pointers, and out scored the Spartans 44-28 to earn the 77-55 victory, its sixth in a row and the longest winning streak this season for the Aztecs.

San Diego State owned the offensive glass 14-to-3, and used that advantage to outscore SJSU 17-0 in second change points. In addition the Aztecs dominated points in the paint 34-to-8.

Trey Smith scored a career-high 22 points and had eight rebounds for the Spartans (5-13, 3-11). Sebastian Mendoza added 14 points and seven rebounds. Ralph Agee had seven rebounds. Jalen Dalcourt, the Spartans' second leading scorer coming into the contest at 12 points per game, had only three points. He hit 14% from behind the arc (1 of 7).

San Jose State	FG	3FG	FT	R	F	TP	A	TO	S	B	MP
Agee *	1-5	0-2	2-2	7	3	4	1	3	0	1	32
Simmons *	1-4	1-2	0-0	5	4	3	0	1	1	0	31
Dalcourt *	1-9	1-7	0-0	0	2	3	1	4	0	0	24
Moore *	2-6	0-0	2-4	5	3	6	4	2	2	0	30
Smith *	5-13	4-6	8-10	8	1	22	0	0	0	0	40
Mendoza	4-14	4-11	2-3	7	2	14	1	4	0	2	34
Ofoegbu	0-0	0-0	1-2	1	2	1	1	0	0	0	7
Clarkin	0-0	0-0	0-0	0	1	0	0	0	0	0	2
Lacewell	0-0	0-0	2-2	1	0	2	0	0	0	0	2
TEAM				5				0			
<b>Totals</b>	<b>14-51</b>	<b>10-28</b>	<b>17-23</b>	<b>39</b>	<b>18</b>	<b>55</b>	<b>8</b>	<b>14</b>	<b>3</b>	<b>3</b>	<b>200</b>

San Diego State	FG	3FG	FT	R	F	TP	A	TO	S	B	MP
Mitchell *	3-11	0-3	1-3	7	2	7	3	0	0	0	28
Mensah *	2-4	0-0	0-2	5	0	4	1	0	0	2	20
Gomez *	5-11	2-6	1-2	5	2	13	3	1	0	0	27
Pulliam *	2-9	0-2	0-0	5	2	4	5	1	3	0	22
Schakel *	8-17	6-13	2-2	4	2	24	2	1	1	0	29
Johnson	1-3	0-0	1-2	1	0	3	0	2	0	1	16
Tomaic	3-4	1-1	0-0	6	2	7	1	1	1	1	16
Butler	3-5	1-2	4-4	5	3	11	2	0	2	0	16
Arop	2-3	0-1	0-2	6	4	4	1	0	0	0	19
Dimwiddie	0-3	0-3	0-0	0	0	0	0	0	0	0	3
Evans	0-3	0-1	0-0	0	1	0	0	0	1	0	3
TEAM				7				0			
<b>Totals</b>	<b>29-73</b>	<b>10-32</b>	<b>9-17</b>	<b>51</b>	<b>19</b>	<b>77</b>	<b>18</b>	<b>6</b>	<b>8</b>	<b>4</b>	<b>200</b>

**Halftime:** San Diego State 33, San Jose State 27. **FG%:** San Diego State 39.7, San Jose State 27.5. **3FG%:** San Jose State 35.7, San Diego State 31.3. **FT%:** San Jose State 73.9, San Diego State 52.9. **Officials:** Mike Scyphers, Mike Reed, Deldre Carr. **Technical:** team (San Diego State).

# SAN DIEGO STATE SCHEDULE/RESULTS

**Record: 15-4** (Home: 11-2, Away: 3-2, Neutral: 1-0)  
**Mountain West: 9-3** (Home: 7-1, Away: 2-2)

Date	SDSU NR	Opponent	SDSU Result	W-L	Record	San Diego State High		Rebounder	Assists	Attendance
						MW	Scorer			
Nov. 25	rv/rv	(22/21) UCLA	W 73-58	W1	1-0		Mitchell, Schakel - 15	Mensah - 7	Pulliam - 6	
Nov. 27	rv/rv	UC IRVINE (D)	W 77-58	W2	2-0		Johnson - 14	Arop - 7	Tomaic - 3	
Dec. 2	rv/rv	ST. KATHERINE	W 83-41	W3	3-0		Schakel - 16	Mensah - 7	Pulliam - 4	
Dec. 6	rv/rv	PEPPERDINE (D)	W 65-60	W4	4-0		Schakel - 17	Mensah - 6	Arop, Gomez, Pulliam - 3	
Dec. 10	24/rv	at (23/23) Arizona State	W 80-68	W5	5-0		Schakel - 25	Mensah - 15	Gomez - 4	
Dec. 18	18/20	BRIGHAM YOUNG (D)	L 62-72	L1	5-1		Mitchell - 35	Arop, Pulliam - 4	Pulliam - 5	
Dec. 22	rv/rv	vs. Saint Mary's #	W 74-49	W1	6-1		Mensah - 18	Mensah - 13	Gomez - 4	
Jan. 2	rv/23	COLORADO STATE* (D)	L 67-70	L1	6-2	0-1	Gomez - 19	Mitchell - 7	Pulliam - 6	
Jan. 4	rv/rv	(-/rv) COLORADO STATE*	W 78-65	W1	7-2	1-1	Schakel - 28	Schakel - 9	Pulliam - 5	
Jan. 7	rv/rv	NEVADA*	W 65-60	W2	8-2	2-1	Mitchell - 20	Mitchell - 10	Gomez, Schakel - 3	
Jan. 9	rv/rv	NEVADA* (:00)	W 69-67	W3	9-2	3-1	Mitchell - 20	Mitchell - 8	Gomez, Pulliam, Mitchell - 3	
Jan. 14	rv/rv	at Utah State*	L 45-57	L1	9-3	3-2	Mensah - 13	Mensah - 9	four tied w/2	1,585
Jan. 16	rv/rv	at Utah State* (D)	L 59-64	L2	9-4	3-3	Gomez - 16	Johnson, Mensah - 5	Pulliam - 2	1,638
Jan. 22	-/rv	at Air Force*	W 98-61	W1	10-4	4-3	Schakel - 18	Mensah - 7	Pulliam - 6	
Jan. 24	-/rv	at Air Force*	W 91-59	W2	11-4	5-3	Schakel - 24	Johnson, Mitchell - 7	Gomez - 6	
Jan. 28	-/rv	WYOMING*	W 87-57	W3	12-4	6-3	Schakel - 16	Mitchell, Tomaic - 7	Butler - 6	
Jan. 30	-/rv	WYOMING*	W 98-71	W4	13-4	7-3	Mitchell - 26	Johnson, Mitchell - 5	Butler, Gomez, Mitchell - 4	
Feb. 8	rv/rv	SAN JOSE STATE*	W 85-54	W5	14-4	8-3	Schakel - 23	Johnson - 13	Pulliam, Seiko - 5	
Feb. 10	rv/rv	SAN JOSE STATE*	W 77-55	W6	15-4	9-3	Schakel - 24	Mitchell - 7	Pulliam - 5	
Feb. 18	25/rv	at Fresno State*								
Feb. 20	25/rv	at Fresno State*								
Feb. 25		BOISE STATE*								
Feb. 27		BOISE STATE*								
Mar. 10		Mountain West First Round								
Mar. 11		Mountain West Quarterfinal								
Mar. 12		Mountain West Semifinal								
Mar. 13		Mountain West Championship								

Caps denotes home game. # - Mott Athletics Center (San Luis Obispo, Calif.). ^ - Neutral site game at Lubbock Christian University (Lubbock, Texas). \* - Mountain West Game. ` - Mountain West Men's Basketball Championship (Thomas & Mack Center; Las Vegas, Nevada). SDSU NR - San Diego State national ranking (Associated Press and USA Today coaches polls at game time). Time to the right of opponent name indicates time remaining on a game-winning shot. D - Indicates game played during the afternoon.

## Record/Attendance Summary

	G	W-L	Total	Average	High
Home	13	11-2			
Mountain West	8	7-1			
Away	5	3-2	3,223	645	1,638 at Utah State (1-16-21)
Mountain West	4	2-2	3,223	806	1,638 at Utah State (1-16-21)
Neutral	1	1-0			
Total	19	15-4	3,223	169	1,638 at Utah State (1-16-21)
Mountain West	12	9-3	3,223	269	1,638 at Utah State (1-16-21)

## Win/Loss Margin

	1	2	3	4	5	6	7	8	9	10	12	13	14	15	16	19	20	25	27	30	31	32	37	42	=<3	=<5	=<10	
Win		1			2						1	1		1		1	1	1	1	1	1	1	1	1	1	1	3	3
Loss			1		1					1	1															1	2	3



## SEASON STATISTICS

Record: 15-4 (Home: 11-2, Away: 3-2, Neutral: 1-0)

No.	Player	GP	GS	Min	Avg	TOTAL			3-PTS			REBOUNDS			PF	FO	A	TO	Blk	Stl	Pts	Avg				
						FG	FGA	Pct	3FG	FGA	Pct	FT	FTA	Pct									Off	Def	Tot	Avg
20	SCHAKEL, Jordan	19	19	536	28.2	90	195	.462	58	129	.450	42	46	.913	12	60	72	3.8	35	1	23	15	3	20	280	14.7
11	MITCHELL, Matt	16	15	440	27.5	71	158	.449	24	60	.400	74	91	.813	14	71	85	5.3	40	0	36	40	4	19	240	15.0
31	MENSAH, Nathan	19	19	406	21.4	70	118	.593	0	3	.000	39	66	.591	43	82	125	6.6	43	1	11	28	29	13	179	9.4
03	GOMEZ, Terrell	19	7	445	23.4	55	136	.404	39	90	.433	7	8	.875	1	28	29	1.5	24	0	50	17	0	17	156	8.2
04	PULLIAM, Trey	19	19	483	25.4	42	114	.368	6	30	.200	13	19	.684	10	50	60	3.2	35	0	63	26	0	21	103	5.4
23	TOMAIC, Joshua	19	0	296	15.6	36	71	.507	4	18	.222	22	30	.733	29	40	69	3.6	53	1	15	11	7	14	98	5.2
02	SEIKO, Adam	18	7	377	20.9	30	75	.400	23	59	.390	10	15	.667	5	37	42	2.3	27	0	31	15	0	11	93	5.2
05	BUTLER, Lamont	19	2	235	12.4	29	64	.453	6	21	.286	18	24	.750	3	30	33	1.7	37	1	27	26	1	18	82	4.3
33	AROP, Aguek	15	7	244	16.3	30	63	.476	2	13	.154	13	28	.464	28	16	44	2.9	34	0	12	15	3	13	75	5.0
00	JOHNSON, Keshad	15	0	216	14.4	24	51	.471	6	15	.400	15	30	.500	19	42	61	4.1	13	0	15	10	9	3	69	4.6
10	DINWIDDIE JR., Keith	6	0	43	7.2	12	28	.429	9	21	.429	0	0	.000	1	1	2	0.3	1	0	3	1	0	2	33	5.5
14	ALGER, Cade	7	0	16	2.3	5	6	.833	0	0	.000	3	5	.600	2	0	2	0.3	1	0	0	1	0	0	13	1.9
12	EVANS, Che	9	0	41	4.6	3	16	.188	1	8	.125	1	2	.500	1	4	5	0.6	5	0	2	3	0	3	8	0.9
21	BARNETT, Jared	7	0	16	2.3	2	3	.667	0	0	.000	0	0	.000	0	2	2	0.3	1	0	3	3	0	3	4	0.6
24	BROUGHTON, Tyler	4	0	3	0.8	0	1	.000	0	0	.000	0	0	.000	0	0	0	0.0	0	0	1	0	0	0	0	0.0
42	BROUGHTON, Triston	4	0	3	0.8	0	0	.000	0	0	.000	0	0	.000	0	0	0	0.0	0	0	0	0	0	0	0	0.0
TEAM																										
SAN DIEGO STATE		19				499 1099 .454			178 467 .381			257 364 .706			204 503 707 37.2 351		4 292 221 56 157 1433 75.4									
OPPONENTS		19				383 981 .390			153 458 .334			227 314 .723			145 448 593 31.2 353		12 247 296 53 94 1146 60.3									

SCORE BY PERIODS:	1st	2nd	Total
SAN DIEGO STATE	729	704	- 1,433
OPPONENTS	523	623	- 1,146

Mountain West: 9-3 (Home: 7-1, Away: 2-2)

No.	Player	GP	GS	Min	Avg	TOTAL			3-PTS			REBOUNDS			PF	FO	A	TO	Blk	Stl	Pts	Avg				
						FG	FGA	Pct	3FG	FGA	Pct	FT	FTA	Pct									Off	Def	Tot	Avg
20	SCHAKEL, Jordan	12	12	335	27.9	63	130	.485	42	88	.477	21	24	.875	8	40	48	4.0	26	1	20	8	3	13	189	15.8
11	MITCHELL, Matt	9	8	252	28.0	42	92	.457	13	29	.448	35	40	.875	10	48	58	6.4	20	0	23	22	1	9	132	14.7
31	MENSAH, Nathan	12	12	252	21.0	42	73	.575	0	0	.000	24	46	.522	27	42	69	5.8	25	0	6	23	14	9	108	9.0
03	GOMEZ, Terrell	12	6	298	24.8	36	94	.383	27	61	.443	3	4	.750	1	21	22	1.8	16	0	34	9	0	11	102	8.5
02	SEIKO, Adam	11	7	257	23.4	25	57	.439	19	45	.422	2	5	.400	1	19	20	1.8	17	0	24	11	0	4	71	6.5
05	BUTLER, Lamont	12	2	175	14.6	24	51	.471	5	17	.294	14	20	.700	2	25	27	2.3	27	1	22	20	0	14	67	5.6
23	TOMAIC, Joshua	12	0	193	16.1	21	45	.467	2	9	.222	20	27	.741	24	24	48	4.0	32	1	8	6	5	5	64	5.3
04	PULLIAM, Trey	12	12	304	25.3	25	71	.352	3	19	.158	8	9	.889	7	36	43	3.6	22	0	42	17	0	14	61	5.1
33	AROP, Aguek	9	1	115	12.8	19	30	.633	1	5	.200	6	13	.462	15	7	22	2.4	21	0	3	6	3	7	45	5.0
00	JOHNSON, Keshad	9	0	141	15.7	15	33	.455	3	8	.375	9	18	.500	12	31	43	4.8	9	0	10	7	5	1	42	4.7
10	DINWIDDIE JR., Keith	3	0	21	7.0	6	15	.400	3	10	.300	0	0	.000	1	0	1	0.3	0	0	3	0	0	2	15	5.0
14	ALGER, Cade	5	0	11	2.2	5	6	.833	0	0	.000	3	5	.600	2	0	2	0.4	1	0	0	0	0	0	13	2.6
12	EVANS, Che	6	0	31	5.2	2	12	.167	1	6	.167	1	2	.500	1	3	4	0.7	4	0	1	2	0	3	6	1.0
21	BARNETT, Jared	5	0	11	2.2	2	2	1.000	0	0	.000	0	0	.000	0	1	1	0.2	1	0	2	2	0	3	4	0.8
24	BROUGHTON, Tyler	3	0	2	0.7	0	1	.000	0	0	.000	0	0	.000	0	0	0	0.0	0	0	1	0	0	0	0	0.0
42	BROUGHTON, Triston	3	0	2	0.7	0	0	.000	0	0	.000	0	0	.000	0	0	0	0.0	0	0	0	0	0	0	0	0.0
TEAM																										
SAN DIEGO STATE		12				327 712 .459			119 297 .401			146 213 .685			137 321 458 38.2 223		3 199 140 31 95 919 76.6									
OPPONENTS		12				243 610 .398			102 293 .348			152 205 .741			77 280 357 29.8 215		7 160 183 35 68 740 61.7									

SCORE BY PERIODS:	1st	2nd	Total
SAN DIEGO STATE	498	421	- 919
OPPONENTS	332	408	- 740

## HOME/AWAY STATISTICS

## Home: 11-2

No.	Player	GP	GS	Min	Avg	TOTAL			3-PTS			REBOUNDS			PF	FO	A	TO	Blk	Stl	Pts	Avg				
						FG	FGA	Pct	3FG	FGA	Pct	FT	FTA	Pct									Off	Def	Tot	Avg
11	MITCHELL, Matt	12	12	348	29.0	63	132	.477	20	50	.400	50	60	.833	12	55	67	5.6	30	0	27	29	3	17	196	16.3
20	SCHAKEL, Jordan	13	13	366	28.2	56	125	.448	39	85	.459	31	34	.912	8	46	54	4.2	28	1	18	11	2	13	182	14.0
31	MENSAH, Nathan	13	13	277	21.3	42	75	.560	0	1	.000	26	43	.605	27	46	73	5.6	30	1	8	12	16	8	110	8.5
03	GOMEZ, Terrell	13	5	295	22.7	37	92	.402	24	59	.407	5	6	.833	0	23	23	1.8	14	0	29	13	0	12	103	7.9
23	TOMAIC, Joshua	13	0	213	16.4	26	46	.565	4	11	.364	16	21	.762	19	32	51	3.9	35	0	12	8	4	12	72	5.5
04	PULLIAM, Trey	13	13	331	25.5	29	78	.372	3	20	.150	10	15	.667	6	33	39	3.0	21	0	50	20	0	16	71	5.5
02	SEIKO, Adam	12	5	253	21.1	18	52	.346	14	41	.341	8	10	.800	2	24	26	2.2	22	0	20	12	0	9	58	4.8
00	JOHNSON, Keshad	10	0	143	14.3	21	42	.500	6	13	.462	10	20	.500	14	24	38	3.8	6	0	8	5	5	1	58	5.8
05	BUTLER, Lamont	13	0	145	11.2	18	41	.439	5	15	.333	15	20	.750	1	20	21	1.6	27	1	18	13	1	8	56	4.3
33	AROP, Aguek	9	4	152	16.9	19	40	.475	2	10	.200	7	16	.438	19	12	31	3.4	22	0	8	7	2	9	47	5.2
10	DINWIDDIE JR., Keith	3	0	23	7.7	6	16	.375	6	14	.429	0	0	.000	0	1	1	0.3	1	0	0	1	0	0	18	6.0
14	ALGER, Cade	5	0	11	2.2	2	2	1.000	0	0	.000	2	2	1.000	0	0	0	0.0	1	0	0	1	0	0	6	1.2
12	EVANS, Che	6	0	26	4.3	2	14	.143	0	7	.000	1	2	.500	1	2	3	0.5	5	0	1	0	0	3	5	0.8
21	BARNETT, Jared	5	0	11	2.2	2	3	.667	0	0	.000	0	0	.000	0	2	2	0.4	0	0	2	1	0	2	4	0.8
24	BROUGHTON, Tyler	4	0	3	0.8	0	1	.000	0	0	.000	0	0	.000	0	0	0	0.0	0	0	1	0	0	0	0	0.0
42	BROUGHTON, Triston	4	0	3	0.8	0	0	.000	0	0	.000	0	0	.000	0	0	0	0.0	0	0	0	0	0	0	0	0.0
TEAM															24	28	52	4.0	0			7			0	
SAN DIEGO STATE		13				341	759	.449	123	326	.377	181	249	.727	133	348	481	37.0	242	3	202	140	33	110	986	75.8
OPPONENTS		13				260	676	.385	102	315	.324	166	221	.751	98	316	414	31.8	239	5	171	199	34	53	788	60.6

SCORE BY PERIODS:	1st	2nd	Total
SAN DIEGO STATE	506	480	- 986
OPPONENTS	368	420	- 788

## Away/Neutral: 4-2 (Away: 3-2, Neutral: 1-0)

No.	Player	GP	GS	Min	Avg	TOTAL			3-PTS			REBOUNDS			PF	FO	A	TO	Blk	Stl	Pts	Avg				
						FG	FGA	Pct	3FG	FGA	Pct	FT	FTA	Pct									Off	Def	Tot	Avg
20	SCHAKEL, Jordan	6	6	170	28.3	34	70	.486	19	44	.432	11	12	.917	4	14	18	3.0	7	0	5	4	1	7	98	16.3
31	MENSAH, Nathan	6	6	129	21.5	28	43	.651	0	2	.000	13	23	.565	16	36	52	8.7	13	0	3	16	13	5	69	11.5
03	GOMEZ, Terrell	6	2	150	25.0	18	44	.409	15	31	.484	2	2	1.000	1	5	6	1.0	10	0	21	4	0	5	53	8.8
11	MITCHELL, Matt	4	3	92	23.0	8	26	.308	4	10	.400	24	31	.774	2	16	18	4.5	10	0	9	11	1	2	44	11.0
02	SEIKO, Adam	6	2	124	20.7	12	23	.522	9	18	.500	2	5	.400	3	13	16	2.7	5	0	11	3	0	2	35	5.8
04	PULLIAM, Trey	6	6	152	25.3	13	36	.361	3	10	.300	3	4	.750	4	17	21	3.5	14	0	13	6	0	5	32	5.3
33	AROP, Aguek	6	3	92	15.3	11	23	.478	0	3	.000	6	12	.500	9	4	13	2.2	12	0	4	8	1	4	28	4.7
05	BUTLER, Lamont	6	2	90	15.0	11	23	.478	1	6	.167	3	4	.750	2	10	12	2.0	10	0	9	13	0	10	26	4.3
23	TOMAIC, Joshua	6	0	83	13.8	10	25	.400	0	7	.000	6	9	.667	10	8	18	3.0	18	1	3	3	3	2	26	4.3
10	DINWIDDIE JR., Keith	3	0	20	6.7	6	12	.500	3	7	.429	0	0	.000	1	0	1	0.3	0	0	3	0	0	2	15	5.0
00	JOHNSON, Keshad	5	0	73	14.6	3	9	.333	0	2	.000	5	10	.500	5	18	23	4.6	7	0	7	5	4	2	11	2.2
14	ALGER, Cade	2	0	5	2.5	3	4	.750	0	0	.000	1	3	.333	2	0	2	1.0	0	0	0	0	0	0	7	3.5
12	EVANS, Che	3	0	15	5.0	1	2	.500	1	1	1.000	0	0	.000	0	2	2	0.7	0	0	1	3	0	0	3	1.0
21	BARNETT, Jared	2	0	5	2.5	0	0	.000	0	0	.000	0	0	.000	0	0	0	0.0	1	0	1	2	0	1	0	0.0
TEAM															12	12	24	4.0	2			3			0	
SAN DIEGO STATE		6				158	340	.465	55	141	.390	76	115	.661	71	155	226	37.7	109	1	90	81	23	47	447	74.5
OPPONENTS		6				123	305	.403	51	143	.357	61	93	.656	47	132	179	29.8	114	7	76	97	19	41	358	59.7

SCORE BY PERIODS:	1st	2nd	Total
SAN DIEGO STATE	223	224	- 447
OPPONENTS	155	203	- 358

## WIN/LOSS STATISTICS

## Wins: 16

No.	Player	GP	GS	Min	Avg	TOTAL			3-PTS			REBOUNDS			PF	FO	A	TO	Blk	Stl	Pts	Avg				
						FG	FGA	Pct	3FG	FGA	Pct	FT	FTA	Pct									Off	Def	Tot	Avg
20	SCHAKEL, Jordan	15	15	418	27.9	77	156	.494	50	104	.481	42	46	.913	11	47	58	3.9	23	0	20	12	2	15	246	16.4
11	MITCHELL, Matt	13	12	348	26.8	50	116	.431	17	45	.378	64	79	.810	11	62	73	5.6	33	0	29	28	4	16	181	13.9
31	MENSAH, Nathan	15	15	312	20.8	60	99	.606	0	3	.000	31	50	.620	36	68	104	6.9	34	0	7	21	22	10	151	10.1
03	GOMEZ, Terrell	15	7	352	23.5	42	100	.420	30	71	.423	5	6	.833	1	23	24	1.6	19	0	45	16	0	12	119	7.9
04	PULLIAM, Trey	15	15	362	24.1	37	85	.435	4	22	.182	8	12	.667	8	34	42	2.8	23	0	48	20	0	17	86	5.7
23	TOMAIC, Joshua	15	0	233	15.5	30	52	.577	3	11	.273	19	25	.760	26	31	57	3.8	45	1	13	10	6	10	82	5.5
33	AROP, Aguek	12	5	191	15.9	28	53	.528	2	9	.222	13	27	.481	24	11	35	2.9	28	0	11	9	3	9	71	5.9
02	SEIKO, Adam	14	4	285	20.4	22	59	.373	16	45	.356	10	15	.667	4	31	35	2.5	22	0	24	11	0	8	70	5.0
05	BUTLER, Lamont	15	2	200	13.3	23	55	.418	6	20	.300	17	22	.773	3	28	31	2.1	36	1	25	19	1	13	69	4.6
00	JOHNSON, Keshad	11	0	177	16.1	24	46	.522	6	13	.462	13	24	.542	16	36	52	4.7	12	0	14	8	7	3	67	6.1
10	DINWIDDIE JR., Keith	6	0	43	7.2	12	28	.429	9	21	.429	0	0	.000	1	1	2	0.3	1	0	3	1	0	2	33	5.5
14	ALGER, Cade	7	0	16	2.3	5	6	.833	0	0	.000	3	5	.600	2	0	2	0.3	1	0	0	1	0	0	13	1.9
12	EVANS, Che	9	0	41	4.6	3	16	.188	1	8	.125	1	2	.500	1	4	5	0.6	5	0	2	3	0	3	8	0.9
21	BARNETT, Jared	7	0	16	2.3	2	3	.667	0	0	.000	0	0	.000	0	2	2	0.3	1	0	3	3	0	3	4	0.6
24	BROUGHTON, Tyler	4	0	3	0.8	0	1	.000	0	0	.000	0	0	.000	0	0	0	0.0	0	0	1	0	0	0	0	0.0
42	BROUGHTON, Triston	4	0	3	0.8	0	0	.000	0	0	.000	0	0	.000	0	0	0	0.0	0	0	0	0	0	0	0	0.0
TEAM														25	37	62	4.1	0					8			0
SAN DIEGO STATE		15				415	875	.474	144	372	.387	226	313	.722	169	415	584	38.9	283	2	245	170	45	121	1200	80.0
OPPONENTS		15				292	766	.381	119	363	.328	180	258	.698	106	333	439	29.3	291	10	190	232	38	71	883	58.9

SCORE BY PERIODS:	1st	2nd	Total
SAN DIEGO STATE	617	583	- 1,200
OPPONENTS	400	483	- 883

## Loses: 4

No.	Player	GP	GS	Min	Avg	TOTAL			3-PTS			REBOUNDS			PF	FO	A	TO	Blk	Stl	Pts	Avg				
						FG	FGA	Pct	3FG	FGA	Pct	FT	FTA	Pct									Off	Def	Tot	Avg
11	MITCHELL, Matt	3	3	92	30.7	21	42	.500	7	15	.467	10	12	.833	3	9	12	4.0	7	0	7	12	0	3	59	19.7
03	GOMEZ, Terrell	4	0	93	23.3	13	36	.361	9	19	.474	2	2	1.000	0	5	5	1.3	5	0	5	1	0	5	37	9.3
20	SCHAKEL, Jordan	4	4	118	29.5	13	39	.333	8	25	.320	0	0	.000	1	13	14	3.5	12	1	3	3	1	5	34	8.5
31	MENSAH, Nathan	4	4	94	23.5	10	19	.526	0	0	.000	8	16	.500	7	14	21	5.3	9	1	4	7	7	3	28	7.0
02	SEIKO, Adam	4	3	92	23.0	8	16	.500	7	14	.500	0	0	.000	1	6	7	1.8	5	0	7	4	0	3	23	5.8
04	PULLIAM, Trey	4	4	121	30.3	5	29	.172	2	8	.250	5	7	.714	2	16	18	4.5	12	0	15	6	0	4	17	4.3
23	TOMAIC, Joshua	4	0	63	15.8	6	19	.316	1	7	.143	3	5	.600	3	9	12	3.0	8	0	2	1	1	4	16	4.0
05	BUTLER, Lamont	4	0	35	8.8	6	9	.667	0	1	.000	1	2	.500	0	2	2	0.5	1	0	2	7	0	5	13	3.3
33	AROP, Aguek	3	2	53	17.7	2	10	.200	0	4	.000	0	1	.000	4	5	9	3.0	6	0	1	6	0	4	4	1.3
00	JOHNSON, Keshad	4	0	39	9.8	0	5	.000	0	2	.000	2	6	.333	3	6	9	2.3	1	0	1	2	2	0	2	0.5
TEAM														11	3	14	3.5	2					2			0
SAN DIEGO STATE		4				84	224	.375	34	95	.358	31	51	.608	35	88	123	30.8	68	2	47	51	11	36	233	58.2
OPPONENTS		4				91	215	.423	34	95	.358	47	56	.839	39	115	154	38.5	62	2	57	64	15	23	263	65.8

SCORE BY PERIODS:	1st	2nd	Total
SAN DIEGO STATE	112	121	- 233
OPPONENTS	123	140	- 263

## SAN DIEGO STATE THANKSGIVING CLASSIC

Record: 2-0

No.	Player	GP	GS	Min	Avg	TOTAL			3-PTS			FT			REBOUNDS				PF	FO	A	TO	Blk	Stl	Pts	Avg	
						FG	FGA	Pct	3FG	FGA	Pct	FT	FTA	Pct	Off	Def	Tot	Avg									
11	MITCHELL, Matt	2	2	56	28.0	9	23	.391	4	11	.364	4	5	.800	1	5	6	3.0	4	0	4	3	0	4	26	13.0	
03	GOMEZ, Terrell	2	0	36	18.0	5	12	.417	4	9	.444	4	4	1.000	0	1	1	0.5	1	0	3	4	0	3	18	9.0	
20	SCHAKEL, Jordan	2	2	56	28.0	5	15	.333	4	10	.400	4	4	1.000	0	5	5	2.5	5	0	1	1	0	1	18	9.0	
04	PULLIAM, Trey	2	2	50	25.0	7	12	.583	2	4	.500	1	3	.333	2	4	6	3.0	2	0	7	2	0	0	17	8.5	
00	JOHNSON, Keshad	2	0	29	14.5	5	10	.500	3	5	.600	3	4	.750	4	3	7	3.5	0	0	2	1	1	1	16	8.0	
33	AROP, Aguek	2	2	46	23.0	4	12	.333	0	2	.000	6	10	.600	6	5	11	5.5	6	0	3	1	0	1	14	7.0	
23	TOMAIC, Joshua	2	0	32	16.0	6	9	.667	1	4	.250	1	1	1.000	2	2	4	2.0	7	0	4	3	0	2	14	7.0	
31	MENSAH, Nathan	2	2	38	19.0	6	12	.500	0	1	.000	1	3	.333	4	8	12	6.0	6	0	2	0	1	2	13	6.5	
10	DINWIDDIE JR., Keith	1	0	4	4.0	2	4	.500	2	3	.667	0	0	.000	0	0	0	0.0	0	0	0	0	0	0	6	6.0	
05	BUTLER, Lamont	2	0	18	9.0	2	5	.400	1	2	.500	0	0	.000	0	0	0	0.0	3	0	1	1	0	1	5	2.5	
02	SEIKO, Adam	2	0	30	15.0	1	5	.200	1	3	.333	0	0	.000	2	3	5	2.5	4	0	3	1	0	1	3	1.5	
12	EVANS, Che	1	0	3	3.0	0	1	.000	0	1	.000	0	0	.000	0	0	0	0.0	1	0	0	0	0	0	0	0.0	
14	ALGER, Cade	1	0	1	1.0	0	0	.000	0	0	.000	0	0	.000	0	0	0	0.0	0	0	0	0	0	0	0	0.0	
21	BARNETT, Jared	1	0	1	1.0	0	0	.000	0	0	.000	0	0	.000	0	1	1	1.0	0	0	0	1	0	0	0	0.0	
TEAM															4	3	7	3.5	0			2			0		
SAN DIEGO STATE		2					52	120	.433	22	55	.400	24	34	.706	25	40	65	32.5	39	0	30	20	2	16	150	75.0
OPPONENTS		2					40	91	.440	12	39	.308	24	38	.632	16	50	66	33.0	36	1	24	40	7	3	116	58.0

SCORE BY PERIODS:	1st	2nd	Total
SAN DIEGO STATE	68	82	-150
OPPONENTS	53	63	-116

## TEAM GAME-BY-GAME

Opponent	Site/Date	FG-FGA	Pct	3P-3PA	Pct	FT-FTA	Pct	Off-Def	Tot	PF	AT	TO	BS	ST	1st-2nd	Pts
at (rv/rv) SDSU (22/21) UCLA	H 11/25	27-58 17-43	.466 .395	9-23 7-21	.391 .333	10-12 17-24	.833 .708	12-22 7-21	34 28	21 18	16 10	10 15	2 2	5 1	34-39 28-30	73 58
at (rv/rv) SDSU UC Irvine	H 11/27	25-62 23-48	.403 .479	13-32 5-18	.406 .278	14-22 7-4	.636 .500	13-18 9-29	31 38	17 19	14 14	10 25	0 5	11 2	34-43 25-33	77 58
at (rv/rv) SDSU St. Katherine	H 12/2	27-56 14-56	.482 .250	11-29 7-26	.379 .269	18-22 6-8	.818 .750	4-36 8-26	40 34	15 19	15 13	9 17	3 0	12 2	48-35 16-25	83 41
at (rv/rv) SDSU Pepperdine	H 12/6	21-50 23-54	.420 .426	2-19 7-21	.105 .333	21-31 7-10	.667 .700	11-27 5-22	38 27	18 23	11 14	15 16	3 3	11 6	20-45 34-26	65 60
(24/rv) SDSU at (23/23) Arizona State	A 12/10	27-61 20-58	.443 .345	8-25 13-34	.320 .382	18-25 15-22	.720 .682	11-33 10-27	44 37	20 23	14 14	12 13	3 5	8 5	35-45 33-35	80 68
at (18/20) SDSU Brigham Young	H 12/18	21-57 25-54	.368 .463	9-25 7-23	.360 .304	11-15 15-16	.733 .938	11-15 14-26	26 40	17 16	12 15	13 17	3 3	11 4	20-42 35-37	62 72
(rv/rv) SDSU vs. Saint Mary's	N 12/22	24-43 18-58	.558 .310	7-17 5-22	.412 .227	19-24 8-15	.792 .533	5-31 15-17	36 32	19 21	11 7	12 10	11 0	4 6	40-34 20-29	74 49
at (rv/23) SDSU Colorado State	H 1/2	23-57 24-57	.404 .421	14-30 11-27	.467 .407	7-12 11-13	.583 .846	5-26 8-31	31 39	17 15	18 16	10 13	9 4	3 1	40-27 33-37	67 70
at (rv/rv) SDSU (--/rv) Colorado State	H 1/4	29-52 20-47	.558 .426	14-27 7-20	.519 .350	6-11 18-25	.545 .720	6-24 8-19	30 27	25 16	18 15	17 17	4 1	8 7	50-28 24-41	78 65
at (rv/rv) SDSU Nevada	H 1/7	20-49 21-57	.408 .368	6-16 7-20	.375 .350	19-22 6-25	.864 .31	4-31 6-25	35 31	14 19	10 12	10 9	4 5	4 5	32-33 28-32	65 60
at (rv/rv) SDSU Nevada	H 1/9	23-53 24-53	.434 .453	7-22 7-20	.318 .350	16-20 12-15	.800 .800	10-23 8-22	33 30	18 18	13 16	13 13	3 3	4 7	34-35 31-36	69 67
(rv/rv) SDSU at Utah State	A 1/14	17-54 23-53	.315 .434	5-21 9-23	.238 .391	6-9 2-2	.667 1.000	11-23 7-29	34 36	11 12	10 15	16 18	2 4	10 10	20-25 33-24	45 57
(rv/rv) SDSU at Utah State	A 1/16	23-56 19-51	.411 .373	6-19 7-22	.316 .318	7-15 19-25	.467 .760	8-24 10-29	32 39	23 19	7 11	12 16	3 7	6 5	32-27 22-42	59 64
(--/rv) SDSU at Air Force	A 1/22	36-66 22-40	.545 .550	13-29 9-21	.448 .429	13-24 8-13	.542 .615	20-18 3-14	38 17	18 19	27 13	16 27	1 1	15 9	52-46 16-45	98 61
(--/rv) SDSU at Air Force	A 1/24	31-60 21-45	.517 .467	16-30 8-21	.533 .381	13-18 9-16	.722 .563	16-26 2-16	42 18	18 20	21 16	13 13	3 2	4 6	44-47 31-28	91 59
at (--/rv) SDSU Wyoming	H 1/28	36-65 18-60	.554 .300	11-21 10-40	.524 .250	4-8 11-13	.500 .846	8-35 9-22	43 31	17 13	22 14	14 16	2 2	9 4	63-24 30-27	87 57
at (--/rv) SDSU Wyoming	H 1/30	34-56 20-46	.607 .435	11-23 10-30	.478 .333	19-22 21-29	.864 .724	9-26 6-14	35 20	26 23	21 15	8 12	0 1	5 5	51-47 28-43	98 71
at (rv/rv) SDSU San Jose State	H 2/8	26-71 17-50	.366 .340	6-27 7-21	.222 .333	27-35 13-18	.771 .722	26-28 7-23	54 30	18 23	14 9	5 15	2 5	13 3	47-38 29-25	85 54
at (rv/rv) SDSU San Jose State	H 2/10	29-73 14-51	.397 .275	10-32 10-28	.313 .357	9-17 17-23	.529 .739	14-37 3-36	51 39	19 18	18 8	6 14	4 3	8 3	33-44 27-28	77 55

# LARGEST SAN DIEGO STATE RUNS (all (21) runs of at least 10-0)

Date	Opponent	Run	H	Time Elapsed	SDSU First Score	Opponent Score	SDSU FGM-A	SDSU 3FG-A	SDSU FTM-A	Opp. FGM-A	Opp. 3FG-A	Opp. FTM-A	San Diego State Points By:
Jan. 22	at Air Force*	22-0	1st	5:58	13:53	7:55	8-10	3-4	3-5	0-5	0-4	0-0	Arop 6, Seiko 5, Gomez 3, Butler 3, Johnson 2, Mensah 2, Schakel
Dec. 2	ST. KATHERINE	20-0	1st	6:11	6:11	0:00	7-10	4-7	2-2	0-7	0-3	0-2	Dinwiddie 6, Pulliam 4, Gomez 3, Schakel 3, Butler 2, Johnson 2
Dec. 2	ST. KATHERINE	19-0	1st	4:40	12:07	7:27	4-6	1-2	10-10	0-4	0-2	0-0	Schakel 7, Mensah 4, Gomez 3, Johnson 3, Butler 2
Jan. 22	at Air Force*	14-0	1st	4:16	6:02	1:46	5-6	2-3	0-0	0-3	0-0	0-0	Schakel 5, Arop 4, Seiko 3, Mensah 2
Jan. 2	COLORADO STATE*	14-0	1st	4:48	18:51	14:03	5-8	3-5	1-1	0-5	0-3	0-0	Mitchell 6, Schakel 6, Mensah 2
Dec. 18	BRIGHAM YOUNG (D)	14-0	2nd	3:34	5:06	1:32	5-6	4-5	0-0	0-3	0-3	0-0	Mitchell 11, Seiko 3
Dec. 10	at Arizona State	13-0	2nd	3:21	15:00	11:39	5-7	2-4	1-1	0-7	0-4	0-0	Schakel 8, Tomaic 3, Seiko 2
Jan. 28	WYOMING*	12-0	1st	2:20	17:04	14:44	5-7	2-3	0-0	0-3	0-3	0-0	Gomez 5, Schakel 5, Butler 2
Jan. 4	COLOARDO STATE*	12-0	1st	8:45	5:04	3:41	4-6	1-1	3-3	0-4	0-2	0-0	Mensah 4, Gomz 3, Mitchell 3, Schakel 2
Feb. 8	SAN JOSE STATE*	11-0	1st	3:18	4:08	0:50	4-9	2-4	1-1	0-4	0-1	0-0	Johnson 3, Schakel 3, Seiko 3, Mensah 2
Jan. 30	WYOMING*	11-0	1st	3:31	13:22	9:51	3-5	1-2	4-4	0-5	0-4	0-0	Seiko 5, Johnson 2, Schakel 2, Tomaic 2
Jan. 24	at Air Force*	11-0	2nd	2:25	15:40	13:15	4-5	2-2	0-0	0-2	0-1	0-0	Schakel 8, Mitchell 3
Jan. 2	COLORADO STATE*	11-0	1st	3:01	13:41	10:40	4-4	3-3	0-2	0-4	0-2	0-1	Gomez 6, Seiko 3, Tomaic 2
Dec. 22	vs. Saint Mary's @	11-0	2nd	3:57	6:03	2:06	3-4	0-1	5-8	0-3	0-0	0-2	Mitchell 4, Mensah 4, Tomaic 2, Pulliam
Dec. 22	vs. Saint Mary's @	11-0	1st	4:36	10:25	5:49	5-6	1-1	0-0	0-7	0-2	0-0	Gomez 7, Butler 2, Mensah 2
Nov. 27	UC IRVINE #	11-0	1st	3:37	3:37	0:00	3-4	2-3	3-5	0-4	0-4	0-1	Mitchell 5, Pulliam 5, Arop 1
Feb. 10	SAN JOSE STATE*	10-0	2nd	3:08	12:27	9:19	4-5	2-2	0-0	0-5	0-0	0-0	Butler 5, Schakel 3, Arop 2
Feb. 8	SAN JOSE STATE*	10-0	1st/2nd	3:28	0:36	17:08	4-5	0-0	2-4	0-6	0-3	0-1	Pulliam 4, Mensah 2, Schakel 2, Butler, Tomaic
Jan. 28	WYOMING*	10-0	1st	1:51	11:15	9:24	4-5	0-0	2-2	0-2	0-2	0-0	Butler 5, Johnson 3, Tomaic 2
Dec. 10	at Arizona State	10-0	1st	3:56	18:03	14:07	3-6	2-3	2-4	0-6	0-5	0-0	Schakel 8, Mensah 2
Jan. 24	at Air Force*	10-0	2nd	4:31	10:17	5:46	4-5	2-3	0-0	0-4	0-3	0-2	Mitchell 3, Schakel 3, Arop 2, Tomaic 2

Caps denotes home game. D - Game what was played during the day. # - San Diego State Thanksgiving Classic. @ - Mott Athletics Center (San Luis Obispo, Calif.). \* - Mountain West Game. ` - Mountain West Men's Basketball Championship (Thomas & Mack Center; Las Vegas, Nevada).

## INDIVIDUAL GAME-BY-GAME (POINTS/REBOUNDS/ASSISTS)

Opponent	0 Keshad Johnson	2 Adam Seiko	3 Terrell Gomez	4 Trey Pulliam	5 Lamont Butler	10 Keith Dinwiddie	11 Matt Mitchell	12 Che Evans	14 Cade Alger	20 Jordan Schakel	21 Jared Barnett	23 Joshua Tomaic	24 Tyler Broughton	31 Nathan Mensah	32 Derek Morhar	33 Aguek Arop	42 Triston Broughton
UCLA	2/3/2	0/3/1	10/1/2	8/4/6	0/0/0	CD	15/2/2	CD	CD	15/3/0	CD	9/3/1	CD	4/7/1	CD	10/4/1	CD
UC IRVINE	14/4/0	3/2/2	8/0/1	9/2/1	5/0/1	6/0/0	11/4/2	0/0/0	0/0/0	3/2/1	0/1/0	5/1/3	CD	9/5/1	CD	4/7/2	CD
ST. KATHERINE	9/5/2	0/4/0	13/3/2	6/1/4	6/3/1	12/1/0	10/4/3	2/1/0	0/0/0	16/3/1	0/0/1	0/6/0	0/0/0	9/7/0	CD	INJ	0/0/0
PEPPERDINE	1/0/0	6/4/2	2/3/3	2/3/3	0/0/0	CD	13/5/0	CD	CD	17/5/0	CD	10/5/0	CD	6/6/0	CD	8/4/3	CD
at Arizona State	DNT	2/3/1	6/0/4	7/1/2	2/3/2	DNT	14/5/2	DNT	DNT	25/6/0	DNT	3/2/0	DNT	17/15/1	DNT	4/3/2	DNT
BRIGHAM YOUNG	0/2/0	6/1/0	2/0/0	3/4/5	0/0/1	CD	35/3/2	CD	CD	3/3/1	CD	3/2/2	CD	8/3/1	CD	2/4/0	CD
vs. Saint Mary's #	1/4/1	5/5/0	13/0/4	7/2/0	2/0/0	0/0/0	10/4/2	0/0/0	CD	12/2/0	CD	4/2/1	DNT	18/13/1	DNT	2/0/1	DNT
COLORADO STATE*	0/1/0	12/2/4	19/2/2	2/5/6	0/0/0	INJ	14/7/3	CD	CD	12/5/1	INJ	4/3/0	CD	4/4/2	CD	ILL	CD
COLORADO STATE*	INJ	0/0/2	13/1/4	4/3/5	4/1/1	INJ	12/5/2	CD	INJ	28/9/3	INJ	4/3/1	CD	11/8/0	CD	2/0/0	CD
NEVADA*	INJ	3/2/1	0/0/3	10/3/1	3/1/0	INJ	20/10/0	CD	INJ	8/6/3	INJ	0/3/0	CD	16/7/1	CD	5/1/1	CD
NEVADA*	INJ	6/1/0	6/5/3	7/2/3	0/0/0	INJ	20/8/3	CD	CD	7/4/2	INJ	2/1/1	CD	15/6/1	CD	6/0/0	CD
at Utah State*	0/1/0	3/2/2	0/2/2	5/5/2	0/0/0	CD	10/2/2	CD	CD	8/3/1	CD	4/4/0	DNT	13/9/1	DNT	2/2/0	DNT
at Utah State*	2/5/1	2/2/1	16/1/1	7/4/2	13/2/1	CD	INJ	CD	CD	11/3/0	CD	5/3/0	DNT	3/5/0	DNT	0/3/1	DNT
at Air Force*	6/6/2	14/0/5	3/0/4	0/5/6	7/4/5	13/1/2	INJ	3/2/0	3/0/0	18/2/1	0/0/1	4/5/1	DNT	13/7/0	DNT	14/2/0	DNT
at Air Force*	2/7/3	9/4/2	15/3/6	6/4/1	2/3/1	2/0/1	10/7/3	0/0/0	4/2/0	24/2/3	0/0/0	6/2/1	DNT	5/3/0	DNT	6/3/0	DNT
WYOMING*	6/4/2	9/3/1	14/1/1	2/2/3	13/4/6	INJ	13/7/3	0/0/0	0/0/0	16/6/4	2/0/0	8/7/2	0/0/0	4/5/0	CD	INJ	0/0/0
WYOMING*	15/5/2	8/2/1	0/1/4	4/2/3	11/2/4	INJ	26/5/4	2/1/1	6/0/0	10/2/0	0/0/1	8/4/1	0/0/0	8/1/0	CD	INJ	0/0/0
SAN JOSE STATE*	8/13/0	5/2/5	3/1/1	10/3/5	3/5/2	INJ	INJ	1/1/0	0/0/0	23/3/0	2/1/0	12/7/0	0/0/1	12/9/0	CD	6/5/0	0/0/0
SAN JOSE STATE*	3/1/0	INJ	13/5/3	4/5/5	11/5/2	0/0/0	7/7/3	0/0/0	CD	24/4/2	CD	7/6/1	CD	4/5/1	CD	4/6/1	CD
at Fresno State*																	
at Fresno State*																	
BOISE STATE *																	
BOISE STATE*																	
at UNLV (Postponed)																	
at UNLV (Postponed)																	

Red indicates players started. CD – Did Not Play-Coach's Decision. DND - Did Not Dress. DNT - Did Not Travel. INJ – Did Not Play-Injured. SUSP - Suspension. Caps denotes home game. # - Matt Athletics Center (San Luis Obispo, Calif.). \* – Mountain West Game.  
 ^ - Mountain West Men's Basketball Championship (Thomas & Mack Center; Las Vegas, Nevada).

## STARTING LINEUPS

F	F	F	G	G	W-L	Record As SDSU Starter	Season	Career*
Mitchell	Mensah	Arop	Pulliam	Schakel	5-1	Aguek Arop	5-2	5-2
F	F	G	G	G		Lamont Butler	2-0	2-0
Mitchell	Mensah	Gomez	Pulliam	Schakel	4-0	Terrell Gomez	7-0	7-0
F	F	G	G	G		Nathan Mensah	15-4	41-11
Mitchell	Mensah	Seiko	Pulliam	Schakel	3-2	Matt Mitchell	12-3	72-27
F	F	G	G	G		Trey Pulliam	15-4	15-4
Arop	Mensah	Seiko	Pulliam	Schakel	0-1	Jordan Schakel	15-4	53-13
G	F	G	G	G		Adam Seiko	4-3	4-3
Butler	Mensah	Gomez	Pulliam	Schakel	2-0			
G	F	G	G	G				
Seiko	Mensah	Gomez	Pulliam	Schakel	1-0			

\* - Aztec career

# INDIVIDUAL SUPERLATIVES

Category	San Diego State	Opponent
<b>Points Scored</b>	35 - Matt Mitchell vs. Brigham Young (12-18-20)	25 - Alonzo Verge Jr., Arizona State (12-10-20)
<b>Field Goals</b>	12 - Matt Mitchell vs. Brigham Young (12-18-20)	8 - Grant Sherfield, Nevada (1-7-21); Alonzo Verge Jr., ASU (12-10-20); Kessler Edwards, Pepperdine (12-6-20)
<b>Field Goals Attempted</b>	17 - Jordan Schakel vs. SJSU (2-10-21), at AFA (1-24-21); Matt Mitchell vs. BYU (12-18-20)	20 - Alonzo Verge Jr., Arizona State (12-10-20)
<b>Highest FG Percentage (min. 5 made)</b>	.889 (8-9) - Nathan Mensah vs. Saint Mary's (12-22-20)	.833 (5-6) - Matt Haarms, Brigham Young (12-18-20)
<b>Highest FG Percentage (min. 10 made)</b>	.706 (12-17) - Matt Mitchell vs. Brigham Young (12-18-20)	
<b>3-Point Field Goals Made</b>	8 - Jordan Schakel vs. Colorado State (1-4-21)	7 - Alonzo Verge Jr., Arizona State (12-10-20)
<b>3-Point Field Goals Attempted</b>	13 - Jordan Schakel vs. San Jose State (2-10-21), at Air Force (1-24-21)	14 - Alonzo Verge Jr., Arizona State (12-10-20)
<b>3-Point Field Goal Percentage (min. 4 made)</b>	1.000 (4-4) - Terrell Gomez vs. Wyoming (1-28-21)	.667 (4-6) - Desmond Cambridge, Nevada (1-7-21)
<b>3-Point Field Goal Percentage (min. 5 made)</b>	.727 (8-11) - Jordan Schakel vs. Colorado State (1-4-21)	.500 (7-14) - Alonzo Verge Jr., Arizona State (12-10-20)
<b>Free Throws</b>	12 - Matt Mitchell at Arizona State (12-10-20)	8 - 5x; last: Trey Smith, San Jose State (2-10-21)
<b>Free Throws Attempted</b>	15 - Matt Mitchell at Arizona State (12-10-20)	13 - Cody Reily, UCLA (11-25-20)
<b>Free Throw Percentage (min. 7 made)</b>	1.000 (11-11) - Matt Mitchell vs. Nevada (1-9-21); (9-9) - Jordan Schakel vs. SJSU (2-8-21)	1.000 (8-8) - Steven Ashworth, Utah State (1-16-21); Josh Christopher, Arizona State (12-10-20)
<b>Free Throw Percentage (min. 10 made)</b>	1.000 (11-11) - Matt Mitchell vs. Nevada (1-9-21)	
<b>Offensive Rebounds</b>	7 - Nathan Mensah vs. San Jose State (2-8-21)	5 - Neemias Queta, Utah State (1-14-21)
<b>Defensive Rebounds</b>	11 - Nathan Mensah at Arizona State (12-10-20)	11 - Neemias Queta, Utah State (1-14-21); David Roddy, Colorado State (1-2-21)
<b>Total Rebounds</b>	15 - Nathan Mensah at Arizona State (12-10-20)	16 - Neemias Queta, Utah State (1-14-21)
<b>Assists</b>	6 - 5x; last: Lamont Butler vs. Wyoming (1-28-21)	10 - Isaiah Stevens Colorado State (1-4-21)
<b>Blocked Shots</b>	6 - Nathan Mensah vs. Saint Mary's (12-22-20)	5 - Neemias Queta, Utah State (1-16-21)
<b>Steals</b>	5 - Lamont Butler at Utah State (1-16-21)	4 - Chris Joyce, Air Force (1-22-21)
<b>Minutes Played</b>	34:33 - Trey Pulliam vs. Colorado State (1-2-21)	40:00 - Isaiah Stevens, Colorado State (1-4-21); Colbey Ross, Pepperdine (12-6-20)

# TEAM SUPERLATIVES

SDSU High	SDSU Low	Category	Opponent High	Opponent Low
98, vs. Wyoming (1-30-21); at Air Force (1-22-21)	45, at Utah State (1-14-21)	<b>Points Scored</b>	71, vs. Wyoming (1-30-21)	41, vs. St. Katherine (12-2-20)
36, vs. Wyoming (1-28-21); at Air Force (1-22-21)	17, at Utah State (1-14-21)	<b>Field Goals</b>	25, vs. Brigham Young (12-18-20)	14, vs. San Jose State (2-10-21), vs. St. Katherine (12-2-20)
73, vs. San Jose State (2-10-21)	43, vs. Saint Mary's (12-22-20)	<b>Field Goals Attempted</b>	58, vs. Saint Mary's (12-22-20); at Arizona State (12-10-20)	40, at Air Force (1-22-21)
.607, vs. Wyoming (1-30-21)	.315 at Utah State (1-14-21)	<b>FG Percentage</b>	.550, at Air Force (1-22-21)	.250, vs. St. Katherine (12-2-20)
16, at Air Force (1-24-21)	2, vs. Pepperdine (12-6-20)	<b>3-Point Field Goals Made</b>	13, at Arizona State (12-10-20)	5, vs. UC Irvine (11-27-20); vs. Saint Mary's (12-22-20)
32, vs. San Jose State (2-10-21), vs. UC Irvine (11-27-20)	16, vs. Nevada (1-7-21)	<b>3-Point Field Goals Attempted</b>	40, vs. Wyoming (1-28-21)	18, vs. UC Irvine (11-27-20)
.533 at Air Force (1-24-21)	.105, vs. Pepperdine (12-6-20)	<b>3-Point Field Goal Percentage</b>	.429, at Air Force (1-22-21)	.227, vs. Saint Mary's (12-22-20)
27, vs. San Jose State (2-8-21)	4, vs. Wyoming (1-28-21)	<b>Free Throws Made</b>	21, vs. Wyoming (1-30-21)	2, at Utah State (1-14-21)
35, vs. San Jose State (2-8-21)	8, vs. Wyoming (1-28-21)	<b>Free Throws Attempted</b>	29, vs. Wyoming (1-30-21)	2, at Utah State (1-14-21)
.864, vs. Wyoming (1-30-21); vs. Nevada (1-7-21)	.467, at Utah State (1-16-21)	<b>Free Throw Percentage</b>	1.000, at Utah State (1-14-21)	.500, vs. UC Irvine (11-27-20)
26, vs. San Jose State (2-8-21)	4, vs. Nevada (1-7-21); vs. SKU (12-2-20)	<b>Offensive Rebounds</b>	15, vs. Saint Mary's (12-22-20)	2, at Air Force (1-24-21)
37, vs. San Jose State (2-10-21)	15, vs. Brigham Young (12-18-20)	<b>Defensive Rebounds</b>	36, vs. San Jose State (2-10-21)	14, vs. Wyoming (1-30-21); at Air Force (1-22-21)
54, vs. San Jose State (2-8-21)	26, vs. Brigham Young (12-18-20)	<b>Total Rebounds</b>	40, vs. Brigham Young (12-18-20)	17, at Air Force (1-22-21)
26, vs. Wyoming (1-30-21)	11, at Utah State (1-14-21)	<b>Fouls</b>	23, 4x; last: vs. San Jose State (2-8-21)	12, at Utah State (1-14-21)
1, vs. UW (1-30-21); vs. CSU (1-2-21), vs. BYU (12-18-20)	0, 15 times, last vs. San Jose State (2-10-21)	<b>Fouled Out</b>	2, at Air Force (1-24-21); at Air Force (1-22-21)	0, 8x; last vs. San Jose State (2-10-21)
27, at Air Force (1-22-21)	7 at Utah State (1-16-21)	<b>Assists</b>	16, at Air Force (1-24-21); vs. UN (1-9-21); vs. CSU (1-2-21)	7, vs. Saint Mary's (12-22-20)
17, vs. Colorado State (1-4-21)	5, vs. San Jose State (2-8-21)	<b>Turnovers</b>	27, at Air Force (1-22-21)	9, vs. Nevada (1-7-21)
11, vs. Saint Mary's (12-22-20)	0, vs. Wyoming (1-30-21); vs. UC Irvine (11-27-20)	<b>Blocked Shots</b>	7, at Utah State (1-16-21)	0, vs. St. Katherine (12-2-20); vs. Saint Mary's (12-22-20)
15, at Air Force (1-22-21)	4, 4x; last: at Air Force (1-24-21)	<b>Steals</b>	10, at Utah State (1-14-21)	1, vs. UCLA (11-25-20)
63 (1st), vs. Wyoming (1-28-21)	20, 3x, last (1st) at Utah State (1-14-21)	<b>Points/Half</b>	45 (2nd), at Air Force (1-22-21)	16 (1st), vs. St. Katherine (12-2-20)
.704 (1st), at Air Force (1-22-21)	.250 (1st), vs. Brigham Young (12-18-20)	<b>FG Percentage/Half</b>	.696 (2nd), at Air Force (1-22-21)	.200 (1st), vs. St. Katherine (12-2-20)
5, at Air Force (1-22-21)	1, vs. Brigham Young (12-18-20)	<b>Double-Figure Scorers</b>	5, vs. Colorado State (1-2-21)	1, vs. St. Katherine (12-2-20); vs. Saint Mary's (12-22-20)
+24, vs. San Jose State (2-8-21); at Air Force (1-24-21)	-14, vs. Brigham Young (12-18-20)	<b>Rebound Margin</b>	+14, vs. Brigham Young (12-18-20)	-24, vs. San Jose State (2-8-21); at Air Force (1-24-21)
+36, at Air Force (1-22-21)	-15, vs. Brigham Young (12-18-20)	<b>Halftime Scoring Margin</b>	+15, vs. Brigham Young (12-18-20)	-36, at Air Force (1-22-21)



## BIGGEST LEADS/TIME IN LEAD/SPECIALTY STATISTICS

Date	Opponent	SDSU Result	SDSU Big Lead	Opp Big Lead	Ties	LC	SDSU in Lead	Opp in Lead	Tied	Paint		Off TOs		2nd Ch.		Bench	
										SD	Opp	SD	Opp	SD	Opp	SD	Opp
Nov. 25	UCLA #	W 73-58	18	6	1	1	! 28:03	11:00	0:57	24	12	14	12	12	9	21	3
Nov. 27	UC IRVINE #	W 77-58	28	3	7	3	! 25:54	8:56	5:10	18	22	26	11	17	6	41	29
Dec. 2	ST. KATERINE	W 83-41	49	4	2	5	! 33:01	2:58	4:01	26	10	26	10	4	2	29	15
Dec. 6	PEPPERDINE (D)	W 65-60	6	16	1	1	6:17	33:04	0:39	30	26	15	11	19	3	19	2
Dec. 10	at Arizona State	W 80-68	20	2	3	10	34:44	3:09	2:07	36	8	16	12	17	7	13	8
Dec. 18	BRIGHAM YOUNG (D)	L 62-72	1	17	2	2	0:24	36:32	3:04	20	30	15	9	4	11	11	22
Dec. 22	vs. Saint Mary's @	W 74-49	29	0	0	0	! 39:46	0:00	0:14	28	24	15	13	10	10	25	12
Jan. 2	COLORADO STATE*	L 67-70	26	3	2	2	38:39	0:39	0:42	12	24	16	9	3	9	23	16
Jan. 4	COLORADO STATE*	W 78-65	29	0	1	0	! 39:08	0:00	0:52	24	22	25	18	9	4	23	22
Jan. 7	NEVADA*	W 65-60	7	2	7	6	34:13	0:58	4:49	26	16	8	11	4	5	8	4
Jan. 9	NEVADA*	W 69-67	10	2	4	2	38:23	0:21	1:16	28	24	12	9	10	9	14	20
Jan. 14	at Utah State*	L 45-57	3	13	2	2	2:09	36:04	1:47	16	20	16	12	4	6	6	16
Jan. 16	at Utah State* (D)	L 59-64	10	8	7	6	13:56	20:23	5:41	26	18	17	14	3	6	36	28
Jan. 22	at Air Force*	W 98-61	52	1	1	2	! 37:05	0:23	2:32	36	22	39	12	16	2	57	26
Jan. 24	at Air Force*	W 91-59	35	2	1	3	! 37:48	1:24	0:48	28	18	21	7	15	0	39	17
Jan. 28	WYOMING*	W 87-57	41	3	3	1	! 37:30	1:14	1:16	46	14	15	6	13	13	38	19
Jan. 30	WYOMING*	W 98-71	29	10	2	0	! 37:47	1:24	0:49	34	18	14	8	15	4	50	26
Feb. 8	SAN JOSE STATE*	W 85-54	35	2	2	7	! 36:29	1:57	1:34	34	14	26	7	16	4	32	12
Feb. 10	SAN JOSE STATE*	W 77-55	26	4	4	4	! 33:05	2:26	4:29	34	8	13	5	17	0	25	17

Caps denotes home game. ! - Game in which San Diego State never trailed in the second half. D - Game what was played during the day. # - San Diego State Thanksgiving Classic. @ - Mott Athletics Center (San Luis Obispo, Calif.).

\* - Mountain West Game. ^ - Mountain West Men's Basketball Championship (Thomas & Mack Center; Las Vegas, Nevada).

## LEADS AND DEFICITS

SDSU Biggest Halftime Lead	36 at Air Force (1-22-21)
SDSU Biggest Halftime Lead Lost	10 at Utah State (1-16-21)
SDSU Biggest Halftime Lead Lost in a Loss	10 at Utah State (1-16-21)
SDSU Biggest Halftime Deficit	15 vs. Brigham Young (12-18-20)
SDSU Biggest Halftime Deficit Overcome	14 vs. Pepperdine (12-6-20)
SDSU Biggest Halftime Deficit Overcome for Victory	14 vs. Pepperdine (12-6-20)
SDSU Biggest Lead	52 at Air Force (1-22-21)
SDSU Biggest Lead Lost	26 vs. Colorado State (1-2-21)
SDSU Biggest Lead Lost in a Loss	26 vs. Colorado State (1-2-21)
SDSU Biggest Deficit	17 vs. Brigham Young (12-18-20)
SDSU Biggest Deficit Overcome	17 vs. Brigham Young (12-18-20) <i>tied</i>
SDSU Biggest Deficit Overcome in a Victory	16 vs. Pepperdine (12-6-20)

## SEASON

36 at Air Force (1-22-21)
10 at Utah State (1-16-21)
10 at Utah State (1-16-21)
15 vs. Brigham Young (12-18-20)
14 vs. Pepperdine (12-6-20)
14 vs. Pepperdine (12-6-20)
52 at Air Force (1-22-21)
26 vs. Colorado State (1-2-21)
26 vs. Colorado State (1-2-21)
17 vs. Brigham Young (12-18-20)
17 vs. Brigham Young (12-18-20) <i>tied</i>
16 vs. Pepperdine (12-6-20)

## MOUNTAIN WEST GAME

36 at Air Force (1-22-21)
10 at Utah State (1-16-21)
10 at Utah State (1-16-21)
13 at Utah State (1-14-21)
52 at Air Force (1-22-21)
26 vs. Colorado State (1-2-21)
26 vs. Colorado State (1-2-21)
13 at Utah State (1-14-21)
8 at Utah State (1-16-21)
4 vs. San Jose State (2-10-21)

## MISCELLANEOUS STATISTICS

SEASON	SDSU Team Leader			Games With					Double-Doubles	
	Points	Rebounds	Assists	10+ Pts	20+Pts	30+Pts	10+Rebs	10+Ast	Point/Reb.	Point/Ast.
Cade Alger										
Aguek Arop		2	1	2						
Jared Barnett										
Triston Broughton										
Tyler Broughton										
Lamont Butler			2	4						
Keith Dinwiddie Jr.				2						
Che Evans										
Terrell Gomez	2		8	9						
Keshad Johnson	1	4		2			1			
Nathan Mensah	2	8		8			2		2	
Matt Mitchell	5	7	3	15	4	1	1		1	
Derek Morhar										
Trey Pulliam		1	12	2						
Jordan Schakel	10	1	1	14	5					
Adam Seiko			2	2						
Joshua Tomaic		1	1	2						

CAREER	SDSU Team Leader			Games With					Double-Doubles	
	Points	Rebounds	Assists	10+ Pts	20+Pts	30+Pts	10+Rebs	10+Ast	Point/Reb.	Point/Ast.
Cade Alger										
Aguek Arop		2	3	4						
Jared Barnett										
Triston Broughton										
Tyler Broughton										
Lamont Butler			2	4						
Keith Dinwiddie Jr.				2						
Che Evans										
Terrell Gomez	2		8	90	37	6		1		1
Keshad Johnson	1	5		2			2			
Nathan Mensah	3	22		18			9		5	
Matt Mitchell	20	21	10	72	12	2	2		2	
Derek Morhar										
Trey Pulliam		1	14	3						
Jordan Schakel	15	9	3	44	5					
Adam Seiko			2	3						
Joshua Tomaic		1	1	3						

DUNKS	Season	Gm. High
Nathan Mensah	15	2
Keshad Johnson	8	2
Joshua Tomaic	5	1
Matt Mitchell	5	1
Aguek Arop	2	1
Chase Alger	1	1
Lamont Butler	1	1
Keith Dinwiddie Jr.	1	1
<b>TOTAL</b>	<b>38</b>	<b>5</b>

## TOP SCORING PERFORMANCES

35, Matt Mitchell vs. Brigham Young (12-18-20)
28, Jordan Schakel vs. Colorado State* (1-4-21)
26, Matt Mitchell vs. Wyoming* (1-30-21)
25, Jordan Schakel at Arizona State (12-10-20)
24, Jordan Schakel vs. San Jose State* (2-10-21)
24, Jordan Schakel at Air Force* (1-24-21)
23, Jordan Schakel vs. San Jose State* (2-8-21)
20, Matt Mitchell vs. Nevada* (1-9-21)
20, Matt Mitchell vs. Nevada* (1-7-21)
19, Terrell Gomez vs. Colorado State* (1-2-21)
18, Jordan Schakel at Air Force* (1-22-21)
18, Nathan Mensah vs. Saint Mary's (12-22-20)
17, Nathan Mensah at Arizona State (12-10-20)
17, Jordan Schakel vs. Pepperdine (12-6-20)
16, Jordan Schakel vs. Wyoming* (1-28-21)
16, Terrell Gomez at Utah State* (1-16-21)
16, Nathan Mensah vs. Nevada* (1-7-21)
16, Jordan Schakel vs. St. Katherine (12-2-20)
15, Keshad Johnson vs. Wyoming* (1-30-21)
15, Terrell Gomez at Air Force* (1-24-21)

15, Nathan Mensah vs. Nevada* (1-9-21)
15, Matt Mitchell vs. UCLA (11-25-20)
15, Jordan Schakel vs. UCLA (11-25-20)

## TOP REBOUNDING PERFORMANCES

15, Nathan Mensah at Arizona State (12-10-20)
13, Keshad Johnson vs. San Jose State* (2-8-21)
13, Nathan Mensah vs. Saint Mary's (12-22-20)
10, Matt Mitchell vs. Nevada* (1-7-21)
9, Nathan Mensah vs. San Jose State* (2-8-21)
9, Nathan Mensah at Utah State* (1-14-21)
9, Jordan Schakel vs. Colorado State* (1-4-21)
8, Matt Mitchell vs. Nevada* (1-9-21)
8, Nathan Mensah vs. Colorado State* (1-4-21)

## TOP ASSISTS PERFORMANCES

6, Lamont Butler vs. Wyoming* (1-28-21)
6, Terrell Gomez at Air Force* (1-24-21)
6, Trey Pulliam at Air Force* (1-22-21)
6, Trey Pulliam vs. Colorado State* (1-2-21)
6, Trey Pulliam vs. UCLA (11-25-20)
5, Trey Pulliam vs. San Jose State* (2-10-21)
5, Trey Pulliam vs. San Jose State* (2-10-21)
5, Trey Pulliam vs. San Jose State* (2-8-21)
5, Adam Seiko vs. San Jose State* (2-8-21)
5, Lamont Butler at Air Force* (1-22-21)
5, Adam Seiko at Air Force* (1-22-21)
5, Trey Pulliam vs. Colorado State* (1-4-21)
5, Trey Pulliam vs. Brigham Young (12-18-20)

## TOP 3-POINT FG PERFORMANCES

8, Jordan Schakel vs. Colorado State* (1-4-21)
--

6, Jordan Schakel vs. San Jose State* (2-10-21)
6, Jordan Schakel at Air Force* (1-24-21)
5, Terrell Gomez at Air Force* (1-24-21)
5, Terrell Gomez vs. Colorado State* (1-2-21)
5, Matt Mitchell vs. Brigham Young (12-18-20)
5, Jordan Schakel at Arizona State (12-10-20)
4, Jordan Schakel vs. San Jose State* (2-8-21)
4, Matt Mitchell vs. Wyoming* (1-30-21)
4, Terrell Gomez vs. Wyoming* (1-28-21)
4, Adam Seiko at Air Force* (1-22-21)
4, Terrell Gomez at Utah State* (1-16-21)
4, Jordan Schakel vs. Colorado State* (1-2-21)
4, Adam Seiko vs. Colorado State* (1-2-21)
4, Keith Dinwiddie Jr. vs. St. Katherine (12-2-20)

## TOP STEALS PERFORMANCES

5, Lamont Butler at Utah State* (1-16-21)
4, Terrell Gomez at Air Force* (1-22-21)
4, Terrell Gomez vs. Colorado State* (1-2-21)
4, Trey Pulliam vs. St. Katherine (12-2-20)

## GAMES MISSED

Keith Dinwiddie Jr.	7
Aguek Arop	4
Keshad Johnson	4
Matt Mitchell	3
Adam Seiko	1
<b>TOTAL</b>	<b>19</b>

\* - conference game. ^ - conference tournament game. red - career high

## SEASON/CAREER HIGHS

## #0 • KESHAD JOHNSON

	Season	Career
Points	15 vs. Wyoming*, 1-30-21	15 vs. Wyoming*, 1-30-21
Rebounds	13 vs. San Jose State*, 2-8-21	13 vs. San Jose State*, 2-8-21
Assists	3 at Air Force*, 1-24-21	3 at Air Force*, 1-24-21
Steals	1 - 3x; last: at Air Force*, 1-24-21	3 vs. TX Southern, 11-5-19; vs. SD Christian, 12-18-19
Blocked Shots	2 vs. Saint Mary's, 12-22-20	2 vs. Saint Mary's, 12-22-20
Minutes	21:32 vs. Wyoming*, 1-30-21	21:32 vs. Wyoming*, 1-30-21
10+ Scoring Games	2 times (2-0)	2 times (2-0)
10+ Rebounding Games	1 time (1-0)	2 times (2-0)

## #2 • ADAM SEIKO

	Season	Career
Points	14 at Air Force*, 1-22-21	14 at Air Force*, 1-22-21
Rebounds	5 vs. Saint Mary's, 12-22-20	5 - 2x; last: vs. Saint Mary's, 12-22-20
Assists	5 - 2x; last: vs. San Jose State*, 2-8-21	5 - 2x; last: vs. San Jose State*, 2-8-21
Steals	2 - 3x; last: vs. Brigham Young, 12-18-20	3 vs. Jackson State, 11-27-18
Blocked Shots	1 at Air Force*, 1-24-21	1 - 2x; last: at Air Force*, 1-24-21
Minutes	32:26 vs. Nevada*, 1-9-21	32:26 vs. Nevada*, 1-9-21
10+ Scoring Games	2 times (1-1)	3 times (2-1)

## #3 • TERRELL GOMEZ

	Season	Career
Points	19 vs. Colorado State*, 1-2-21	33 vs. Pepperdine+, 11-12-19
Rebounds	5 - 2x; last: vs. San Jose State*, 2-10-21	6 - 4x; last: vs. UC Irvine+, 2-22-20
Assists	6 at Air Force*, 1-24-21	10 vs. UC Davis+, 2-1-18
Steals	4 - 2x; last: at Air Force*, 1-22-21	4 - 4x; last: at Air Force*, 1-22-21
Minutes	30:23 vs. Colorado State*, 1-4-21	43 - 3x; last: vs. UC Davis+, 2-23-19
10+ Scoring Games	9 times (7-2)	90 times (40-50)

+ - at CSUN

## #4 • TREY PULLIAM

	Season	Career
Points	10 - 2x; last: vs. San Jose State*, 2-8-21	18 at UNLV*, 1-26-20
Rebounds	5 - 5x; last: vs. San Jose State*, 2-10-21	5 - 6x; last: vs. San Jose State*, 2-10-21
Assists	6 - 3x; last: at Air Force*, 1-22-21	7 vs. LIU, 11-22-19
Steals	4 vs. St. Katherine, 12-2-20	4 vs. St. Katherine, 12-2-20
Blocked Shots		1 - 2x; last: vs. Boise State*, 1-11-20
Minutes	34:33 vs. Colorado State*, 1-2-21	34:33 vs. Colorado State*, 1-2-21
10+ Scoring Games	2 times (2-0)	3 times (3-0)

## #5 • LAMONT BUTLER

	Season/Career
Points	13 - 2x; last: vs. Wyoming*, 1-28-21
Rebounds	5 - 2x; last: vs. San Jose State*, 2-10-21
Assists	6 vs. Wyoming*, 1-28-21
Steals	5 at Utah State*, 1-16-21
Blocked Shots	1 vs. Pepperdine, 12-6-20
Minutes	25:38 at Air Force*, 1-22-21
10+ Scoring Games	4 times (3-1)

## #10 • KEITH DINWIDDIE JR.

	Season/Career
Points	13 at Air Force*, 1-22-21
Rebounds	1 - 2x; last: at Air Force*, 1-22-21
Assists	2 at Air Force*, 1-22-21
Steals	2 at Air Force*, 1-24-21
Blocked Shots	
Minutes	16:27 vs. St. Katherine, 12-2-20
10+ Scoring Games	2 (2-0)

## #11 • MATT MITCHELL

	Season	Career
Points	35 vs. Brigham Young, 12-18-20	35 vs. Brigham Young, 12-18-20
Rebounds	10 vs. Nevada*, 1-7-21	12 vs. New Mexico*, 1-11-20
Assists	4 vs. Wyoming*, 1-30-21	9 vs. New Mexico*, 1-15-19
Steals	3 vs. Wyoming*, 1-28-21	5 at Boise State*, 2-16-20
Blocked Shots	1 - 4x; last: vs. Nevada*, 1-7-21	3 vs. Air Force*, 2-3-18
Minutes	34:54 vs. Colorado State*, 1-2-21	36:21 vs. Utah State*, 2-1-20
10+ Scoring Games	15 times (12-3)	72 times (55-17)
20+ Scoring Games	4 times (3-1)	12 times (11-1)
30+ Scoring Games	1 time (0-1)	2 times (1-1)
Double-Doubles	1 time (1-0)	2 times (1-0)

## #12 • CHE EVANS

	Season/Career
Points	3 at Air Force*, 1-22-21
Rebounds	2 at Air Force*, 1-22-21
Assists	1 - 2x; last: vs. Wyoming*, 1-30-21
Steals	2 vs. San Jose State*, 2-8-21
Blocked Shots	
Minutes	9:00 at Air Force*, 1-22-21

## #20 • JORDAN SCHAKEL

	Season	Career
Points	28 vs. Colorado State*, 1-4-21	28 vs. Colorado State*, 1-4-21
Rebounds	9 vs. Colorado State*, 1-4-21	9 - 3x; last: vs. Colorado State*, 1-4-21
Assists	4 vs. Wyoming*, 1-28-21	4 vs. Wyoming*, 1-28-21
Steals	3 - 4x; last: vs. San Jose State*, 2-8-21	4 vs. Jackson State, 11-27-18
Blocked Shots	1 - 3x; last: vs. San Jose State*, 2-8-21	1 - 12x; last: vs. San Jose State*, 2-8-21
Minutes	34 at Utah State*, 1-14-21	37 at California, 12-8-18
10+ Scoring Games	14 times (12-2)	44 times (39-5)

## #21 • JARED BARNETT

	Season	Career
Points	2 - 2x; last: vs. San Jose State*, 2-8-21	2 - 3x; last: vs. San Jose State*, 2-8-21
Rebounds	1 - 2x; last: vs. San Jose State*, 2-8-21	1 - 2x; last: vs. San Jose State*, 2-8-21
Assists	1 - 3x; last: vs. Wyoming*, 1-30-21	1 - 3x; last: vs. Wyoming*, 1-30-21
Steals	2x; last: vs. Wyoming*, 1-30-21	2x; last: vs. Wyoming*, 1-30-21
Blocked Shots		1 vs. Texas Southern, 11-5-19
Minutes	3:44 vs. St. Katherine, 12-2-20	4 vs. San Diego Christian, 12-18-19

## #23 • JOSHUA TOMAIĆ

	Season	Career
Points	12 vs. San Jose State*, 2-8-21	12 vs. San Jose State*, 2-8-21
Rebounds	7 - 2x; last: vs. San Jose State*, 2-8-21	8 vs. Catholic University+, 12-12-17
Assists	3 vs. UC Irvine, 11-27-20	3 vs. UC Irvine, 11-27-20
Steals	3 vs. Pepperdine, 12-6-20	3 vs. Pepperdine, 12-6-20
Blocked Shots	2 vs. Saint Mary's, 12-22-20	2 - 3x; last: vs. Saint Mary's, 12-22-20
Minutes	22:45 vs. Wyoming*, 1-30-21	25 vs. Minnesota+, 1-18-18
10+ Scoring Games	2 times (2-0)	3 times (2-1)

+ - at Maryland

## #24 • TYLER BROUGHTON

	Season/Career
Points	
Rebounds	
Assists	1 vs. San Jose State*, 2-8-21
Steals	
Blocked Shots	
Minutes	1:19 vs. San Jose State*, 2-8-21

## #31 • NATHAN MENSAN

	Season	Career
Points	18 vs. Saint Mary's, 12-22-20	18 vs. Saint Mary's, 12-22-20
Rebounds	15 at Arizona State, 12-10-20	15 at Arizona State, 12-10-20
Assists	2 vs. Colorado State*, 1-2-21	4 vs. San José State*, 3-2-19
Steals	3; 2x; last: vs. San Jose State*, 2-8-21	3; 2x; last: vs. San Jose State*, 2-8-21
Blocked Shots	6 vs. Saint Mary's, 12-22-20	6 vs. Saint Mary's, 12-22-20
Minutes	27:57 vs. Nevada*, 1-9-21	32 vs. Utah State*, 2-9-19
10+ Scoring Games	8 times (7-1)	18 times (16-2)
10+ Rebounding Games	2 times (2-0)	9 times (9-0)
Double-Doubles	2 times (2-0)	5 times (5-0)

## #33 • AGUEK AROP

	Season	Career
Points	14 at Air Force*, 1-22-21	14, at Air Force*, 1-22-21
Rebounds	7 vs. UC Irvine, 11-27-20	7 vs. UC Irvine, 11-27-20
Assists	3 vs. Pepperdine, 12-6-20	3 - 4x; last: vs. Pepperdine, 12-6-20
Steals	3 - 2x; last: at Air Force*, 1-22-21	4, at Colorado State*, 2-12-19
Blocked Shots	2 - 5x; last: vs. Nevada*, 1-9-21	2 - 6x; last: vs. Nevada*, 1-9-21
Minutes	25:45 vs. Pepperdine, 12-6-20	26 vs. (6/6) Nevada*, 2-20-19
10+ Scoring Games	2 times (2-0)	4 times (3-1)

\* - Mountain West game

^ - Mountain West Tournament game

# MISCELLANEOUS STATISTICS

## San Diego State's Record When...

Category	2020-21 Season	Dutcher Era	SDSU Streak	Note
Home	11-2	52-8	Won 7	SDSU is 25-3 in its last 28 and 34-4 in its last 38 home games
Away	3-2	23-16	Won 2	SDSU is 15-2 in its last 17 road games and 78-45 in its last 123 road games; Aztecs are 75-36 in last 111 road games vs. non-AP top 25 teams.
Neutral	1-0	13-6	Won 1	Aztecs have won 46 of the last 69 games at neutral sites (46-23); Won three of last five meetings with AP Top 25 teams
Scoring First	8-0	60-13	Won 10	SDSU is 177-47 in its last 224 games in which it has scored first. Last loss: vs. UNLV (2-22-20)
Opponent Scores First	7-4	28-17	Won 3	SDSU is 17-5 in its last 22 and 99-43 in its last 142 games in which the opponent has scored first
Leading at Half	14-2	75-11	Won 6	SDSU is 44-3 in its last 47 and 138-19 in its last 157 games when ahead at half; Last loss: at Utah State (1-16-21); 120-7 in last 127 at home when leading at half
Trailing at Half	1-2	11-17	Lost 2	SDSU is 16-28 the last 44 times trailing at the half and 42-57 since the start of '10-11
Tied at Half		1-2	Won 1	SDSU is 8-5 in last 13 games that have been tied at half
Leading with 5:00 Left	15-1	82-7	Won 9	Won 335 of last 347; 164-game winning streak snapped vs. Boise (2-27-16); Last loss before 164-game winning streak: at UW (1-9-10); 35-game streak snapped vs. CSU (1-2-21)
Trailing with 5:00 Left	0-2	3-21	Lost 3	SDSU is 10-64 in its last 74; Last win: vs. Colorado State (2-25-20)
Tied with 5:00 Left	0-1	3-2	Lost 1	SDSU is 6-5 in last 11 outings
In Overtime			Won 3	SDSU is 21-2 in its last 23 in OT; Last loss: at Cincinnati (12-17-14); Won last seven OT home games
SDSU Outrebounded Opp.	14-0	64-9	Won 16	SDSU is 33-1 in its last 34, 95-16 in its last 111 and 205-35 in its last 240 games.
SDSU is Outrebounded	1-4	20-20	Lost 4	SDSU is 10-5 in its last 15 and 60-50 in its last 110 games when outrebounded; Last win: vs. UC Irvine (11-27-20)
SDSU Commits Fewer TOs	10-4	62-11	Won 5	SDSU is 34-5 in its last 39 and 107-18 in its last 125 when committing fewer turnovers. Last loss: at Utah State (1-16-21)
Opp. Commits Fewer TOs	3-0	20-18	Won 4	SDSU is 83-52 in its last 135 games when committing more turnovers; Last win: vs. Nevada (1-9-21)
SDSU More FT Attempts	10-1	58-6	Won 3	SDSU is 29-1 in its last 30 and 196-31 in its last 227 games in the category. Last loss: at Utah State (1-14-21)
Opp. More FT Attempts	5-3	27-19	Won 3	SDSU is 70-50 in its last 120 games in this category. Last win: vs. Wyoming (1-30-21)
SDSU Shoots Better than Opp.	11-1	74-5	Won 5	SDSU is 46-1 in last 47; 76-5 in last 81; 236-15 in last 251 with higher FG pct. Last loss: at Utah State (1-16-21)
Opp. Shoots Better than SDSU	4-3	13-25	Won 1	SDSU is 47-73 since the start of '10-11 when the opponent has a higher FG pct.; Last win: at Air Force (1-22-21)
SDSU Shoots 50% or Better	6-0	36-1	Won 24	70-game win streak snapped at California (12-8-18). Won 85 straight at home when FG pct. >= 50.0 pct. (last loss: UNLV, 1-26-02)
SDSU Shoots Between 40-50%	7-2	38-15	Lost 1	Since March 3, 2010, SDSU is 133-33 overall and 72-10 at home
SDSU Shoots 40% or Less	2-2	14-14	Won 2	SDSU is 128-24 when shooting 38.9 pct. or better (since Jan. 31, 2015); SDSU is 103-8 since Feb. 22, 2012, at home when shooting at least 38.9 pct.
Opp. Shoots 50% or Better	1-0	2-10	Won 1	Last win: at Air Force (1-22-21)
Opp. Shoots Between 40-50%	6-3	30-16	Won 2	Suffered six losses last season. Last loss: at Utah State (1-14-21); Last win: vs. Wyoming (1-30-21)
Opp. Shoots 40% or Less	8-1	56-4	Won 2	SDSU is 34-1 in last 35; 265-34 in last 299 times the opponent has shot 40 pct. or less; Last loss: at Utah State (1-16-21)
SDSU Bench Outscores Opp.	14-2	51-11	Won 6	SDSU is 30-3 in its last 33 and 178-35 in this category since the beginning of the 2010-11 season; Aztecs are 146-31 in last 177 games
Opp. Bench Outscores SDSU	1-2	35-18	Lost 1	SDSU is 91-52 in this category since the beginning of the 2010-11 season
SDSU Scores Less Than 60	0-2	1-9	Lost 3	SDSU is 24-37 in its last 61 games when scoring less than 60 points; Last win: vs. San Jose State (12-8-19)
SDSU Scores At Least 60 & Less Than 70	3-2	20-13	Won 2	SDSU is 76-36 in its last 112 games. Last loss: vs. Colorado State (1-2-21)
SDSU Scores Between 70-79	5-0	28-5	Won 15	SDSU is 30-5 in last 35, 117-13 in its last 130 when scoring 70-79. Last loss: vs. Fresno State (3-6-19); 39-3 at home in last 42
SDSU Scores Between 80-89	4-0	25-3	Won 18	SDSU is 46-5 in its last 51 games when scoring between 80-89 points
SDSU Scores Between 90-99	3-0	13-0	Won 28	The Aztecs have won 28 straight games and are 38-2 since 1999-2000 when scoring 90+ points
SDSU Scores 100+		1-0	Won 27	The Aztecs have won 27 straight games when reaching triple digits. SDSU is 4-0 in games where it has scored 100+ points since the 1999-2000 season.
Opp. Scores Less Than 60	8-1	47-2	Won 4	SDSU is 49-2 in its last 51 games in the category and 171-15 in the last 186 games; Last loss: at Utah State (1-14-21)
Opp. Scores Less Than 50	2-0	9-0	Won 13	SDSU is 130-4 the last 134 home games when holding the opponent to 60 points or less
Opp. Scores Between 50-59	6-1	38-2	Won 4	SDSU is 62-3 in last 65 in this category (losses: at UW, 12-7-14; vs. Wyo., 3-14-15; Little Rock, 11-21-15)
Opp. Scores Between 60-69	6-1	26-7	Won 1	SDSU is 38-2 in its last 40 games and 78-10 in last 88 games in this category; 71-2 in last 73 home games
Opp. Scores Between 70-79	1-2	14-8	Won 1	SDSU is 9-1 in last 10 games; 81-29 in the category since the start of 2010-11.
Opp. Scores Between 80-89		1-10	Lost 4	SDSU is 30-29 in its last 59 games when allowing between 70-79 points
Opp. Scores Between 90-99		0-3	Lost 3	SDSU is 3-15 since the beginning of the 2010-11 season in this category.
Opp. Scores 100+			Lost 9	SDSU snapped a 24-game losing streak in the category by winning at TCU (3-3-12)
Wearing Black	4-2	31-20	Won 2	The Aztecs are 0-3 in this category since the 1999-2000 season.
Wearing Alternate Black (Red Writing)	2-0	13-1	Won 3	SDSU is 17-3 in last 20 and 74-51 in its last 125 in the black uniforms; Last worn at home: vs. UNLV (2-22-20)
Wearing Red		2-0	Won 3	Worn at San Diego, vs. Creighton, at CSU, at USU, at WYO, at Fresno State, at UNLV, at UNM, at AFA at Boise State, vs. UNLV, at NEV, at ASU, vs. SMC
Wearing White	10-2	51-10	Won 7	Aztecs are 17-5 in their last 22 when wearing red since the start of 2010-11; Last worn: vs. Nevada (1-18-20)
Wearing Retro White		3-1	Won 2	Last wore on the road at UNLV (3-14-19); Last neutral: vs. Boise (3-6-20); 15-game win streak snapped vs. Utah State (3-7-20)
Wearing Retro White Shorts	4-0	4-0	Won 4	Wore vs. USD and vs. No. 2/3 Kansas in 2015-16; vs. Alabama State, Wyoming, Air Force in 2016-17; vs. Georgia and California, USU, CSU in 2017-18
Wearing Camouflage			Lost 1	Debuted vs. Colorado State (1-4-21)
Wearing Pewter Gray			Won 2	SDSU lost to No. 9/9 Syracuse (11-11-12)
Wearing Turquoise	1-0	4-0	Won 7	Uniforms made its debut vs. USD (12-15-12); Also worn against UNLV (1-16-13), FS (2-9-13), BSU (3-13-13)
On Monday	2-0	4-1	Won 3	Made its debut vs. Bakersfield (11-20-14); Also vs. SD Christian (11-18-15), vs. Savannah St. (11-28-16), vs. McNeese (11-17-17), Jackson St. (11-27-18), Tennessee State (11-25-19), UC Irvine (11-27-20)
On Tuesday	1-0	16-5	Won 6	Aztecs are 16-3 on Monday since the beginning of 2010-11. Last loss: vs. (1/1) Duke (11-19-18)
On Wednesday	3-0	17-5	Won 10	SDSU is 48-12 in its last 60 games played on Tuesday. Last loss: at Utah State (2-26-19)
On Thursday	3-1	10-2	Won 1	SDSU is 32-9 in last 41 and 62-17 in its last 79 games played on Wednesday
On Friday	2-1	10-1	Won 1	Aztecs played just 34 Thursday games since the start of the 2010-11 season.
On Saturday	2-2	25-15	Won 1	SDSU is 32-6 in its last 38 games played on the day
On Sunday	2-0	6-1	Won 6	SDSU is 79-39 in its last 118 games played on Saturday. Seven-game win streak snapped vs. UNLV (2-22-20)
In November	2-0	20-4	Won 11	The Aztecs have played only 27 Sunday games since the beginning of the 2010-11 campaign (19-8)
In December	4-1	15-6	Won 1	SDSU is 54-13 in November since the beginning of the 2010-11 campaign
In January	7-3	24-10	Won 4	The Aztecs are 59-15 in their last 74 games played in December. Last loss: vs. Brigham Young (12-18-20)
In February	2-0	20-5	Won 4	SDSU is 52-17 in last 69 and 68-21 in last 89 January games
In March		9-5	Lost 1	SDSU is 47-18 in its last 65 games played during the month