

# SAN DIEGO STATE BASKETBALL

14 NCAA Tournament Appearances (7 times in last 11 years) • Record 12-Time Mountain West Conference Champion

Contacts: Mike May, Senior Associate AD of Communications and Media Relations (e-mail: mmay@sdsu.edu) • Richard Stern, Assistant Media Relations Director (e-mail: rstern@sdsu.edu)

## LIVE COVERAGE

**TV/Stream:** CBS Sports Network

Jason Horowitz (play-by-play)  
Steve Lappas (commentary)  
Jason Ross (producer)



**Aztec Radio Network:** 101.5 KGB / XTRA 1360

(pregame starts at 5:30 p.m. PT on XTRA)

Ted Leitner (play-by-play)  
Jon Schaeffer (pre-half-post)



**Live Stats:** GoAztecs.com



## SCHEDULE / RESULTS

**Record:** 8-2 | **Home:** 6-2, **Away:** 1-0, **Neutral:** 1-0

**MW Record:** 2-1 | **Home:** 2-1, **Away:** 0-0

Date	SDSU	Opp.	Opponent (TV/Stream)	Time/Results
N.25	rv/rv	22/21	UCLA (CBSSN)	W, 73-58
N.27	rv/rv		UC IRVINE (YurView CA)	W, 77-58
D.2	rv/rv		ST. KATHERINE (MWN)	W, 83-41
D.6	rv/rv		PEPPERDINE (YurView CA/MWN)	W, 65-60
D.10	24/rv	23/23	at Arizona State (FS1/FOX Sports GO)	W, 80-68
D.18	18/20		BRIGHAM YOUNG (CBSSN)	L, 62-72
D.22	rv/rv		#vs. Saint Mary's (CBSSN)	W, 74-49
J.2	rv/23		*COLORADO STATE (CBS)	L, 67-70
J.4	rv/rv	-/rv	*COLORADO STATE (FS1)	W, 78-65
J.7	rv/rv		*NEVADA (CBSSN)	W, 65-60
J.9	rv/rv		*NEVADA (CBSSN)	6 p.m. PT
J.14			*at Utah State (CBSSN)	7 p.m. MT
J.16			*at Utah State (CBS)	11 a.m. MT
J.22			*at Air Force (FS1)	9 p.m. MT
J.24			*at Air Force (FS1)	8 p.m. MT
J.28			*WYOMING (FS1)	TBA
J.30			*WYOMING (CBSSN)	7 p.m. PT
F.3			*at New Mexico (FS1)	TBA
F.5			*at New Mexico (CBSSN)	7 p.m. MT
F.8			*SAN JOSE STATE (FS1)	TBA
F.10			*SAN JOSE STATE (CBSSN)	TBA
F.18			*at Fresno State (CBSSN)	TBA
F.20			*at Fresno State (CBSSN)	TBA
F.25			*BOISE STATE (FS1)	TBA
F.27			*BOISE STATE (CBSSN)	TBA
M.10			+MWT First Round (TBA)	TBA
M.11			+MWT Quarterfinal (TBA)	TBA
M.12			+MWT Semifinal (TBA)	TBA
M.13			+MWT Championship (TBA)	TBA

D.4			SAN DIEGO CHRISTIAN	Postponed
J.2			*at UNLV	Postponed
J.4			*at UNLV	Postponed

# - Mott Athletics Center, San Luis Obispo, Calif.

\* - Mountain West Game

+ - Mountain West Championship Tournament (Thomas & Mack Center, Las Vegas Nevada)

Date and times are subject to change.

## GAME 11

**NEVADA WOLF PACK** (8-4; 3-2 MW) at No. rv/rv **SAN DIEGO STATE AZTECS** (8-2; 2-1 MW)

Sat., Jan. 9 • 6:05 p.m. PT (tip)/6:10 p.m. PT (possible slide) • Steve Fisher Court at Viejas Arena • San Diego, Calif.



**SAN DIEGO STATE**

**Head Coach:** Brian Dutcher  
**Career Record:** 81-28 (4th Season)  
**Record at San Diego State:** Same  
**Record vs. Nevada:** 7-2



**NEVADA**

**Head Coach:** Steve Alford  
**Career Record:** 536-285 (26th season)  
**Record at NEV:** 27-16 (2nd Season)  
**Record vs. SDSU:** 7-11

## OFF THE TOP (through games of Thurs., Jan. 8)

- San Diego State concludes a stretch of four games in eight days with a home contest against Nevada at 6 p.m. PT Saturday.
- The Aztecs own a 20-6 series advantage, including a 10-1 home record against the Wolf Pack (Nevada's lone win over SDSU in San Diego came on Nov. 14, 1998). San Diego State has won the last four meetings between the teams and seven of the last eight encounters.
- San Diego State has handed Nevada seven of its last 24 losses. Since March 3, 2018, San Diego State is 7-1 against Nevada, while the rest of the country is 17-58.
- The Aztecs are currently 15th in Sagarin Ratings, 13th in RPI, 29th in BPI, 30th in the NET, 34th in Kenpom and 36th in Strength of Record.
- San Diego State's 8-2 record is particularly impressive when considering the Aztecs nine Division I opponents are a combined 58-20, 74.4 percent (when factoring out 2-7 against San Diego State). All nine Aztec Division I games are against teams that own a .500 or better record when factoring out the game against SDSU.**
- San Diego State ranks among the national leaders in several categories including: 15th in scoring defense\* (60.1), 22nd in Kenpom adjusted defensive efficiency\* (91.7), 25th in field goal percentage defense (38.5), 51st in turnover margin (+3.4), 50th in steals per game\* (8.3) and 60th in turnover per game (11.8). \* - indicates leads Mountain West Conference in category
- San Diego State student-athletes are atop the following Mountain West Conference stat categories: **Matt Mitchell** - free throw attempts (67), **Trey Pulliam** - assist-to-turnover ratio (3.00) and **Jordan Schakel** - three-point field goal percentage (46.2).
- San Diego State won its second game in four days on Thursday with a 65-60 victory over Nevada at Viejas Arena. The Aztecs used a 7-0 run over the final 2:04 of the contest to get the victory. **Schakel** connected on a go ahead three-point field goal with 2:04 to play while **Nathan Mensah** and **Mitchell** each hit a pair of free throws down the stretch to secure the victory.
- On an night when the Aztecs struggled from the floor, the defense came to play. The Aztecs held Nevada to just 60 points. That matched the lowest output for the Wolf Pack since SDSU posted a 68-55 win over Nevada last season (Jan. 18, 2020). The Aztecs limited Nevada to 36.8 percent shooting. The Aztecs have won 31 straight games when holding the opposition to 40 percent or less from the field.
- Mitchell** scored 18 second-half points en route to a 20-point, 10 rebound performance. It is the second career double-double for the senior forward who posted his 26th career game with at least 15 points (SDSU is 24-2 in those games).
- Mensah** had 16 points, seven rebounds and two blocked shots in the win over the Wolf Pack. The junior forward has scored in double figures in consecutive games for the third time in his career (he has never scored 10+ points in three straight games). In his last two games, Mensah has 27 points, 15 rebounds and five blocked shots.
- Senior guard **Trey Pulliam** scored 10 points on Thursday for his second career double-digit scoring effort.
- Following the against the Wolf Pack, SDSU is scheduled to play four consecutive road games. That stretch starts with a rematch of the 2020 Mountain West Conference tournament championship game as the Aztecs will face Utah State next Thursday and Saturday in Logan.



## SERIES INFORMATION

<b>Overall:</b>	San Diego State leads, 20-6
<b>Current Streak:</b>	San Diego State, W4
<b>In San Diego:</b>	San Diego State leads, 10-1
<b>In Reno:</b>	San Diego State leads, 6-5
<b>Neutral Sites:</b>	San Diego State leads, 4-0
<b>Last Meeting:</b>	SDSU, 65-60, 1-7-21

## BEST IN THE BEST

Below is a look at the best record since the start of the 2009-10 campaign.

Rk.	Team	W	L	Pct.
1.	Gonzaga	346	58	.856
2.	Kansas	341	71	.828
3.	Duke	328	78	.808
4.	Kentucky	333	83	.800
5.	Wichita State	309	87	.780
6.	Saint Mary's	297	89	.769
7.	Villanova	302	92	.766
8.	<b>San Diego State</b>	<b>294</b>	<b>97</b>	<b>.752</b>
9.	Belmont	281	95	.747
10.	Virginia	283	98	.743
11.	Arizona	294	102	.742

## CAREER SCORING LIST

Matt Mitchell continues to climb the San Diego State career scoring chart list. Below is a look at the Aztec career chart.

Rk.	Player	Years	Points
1.	Brandon Heath	04-05-06-07	2,189
		---	
10.	Steve Copp	73-74-75-76	1,307
11.	Billy White	08-09-10-11	1,294
12.	Al Skalecky	66-67-68	1,271
13.	Tony Ross	87-88-89	1,259
14.	<b>Matt Mitchell</b>	<b>18-19-20-21</b>	<b>1,239</b>
15.	Xavier Thames	12-13-14	1,232

## MITCHELL COMPANY

Matt Mitchell is well on his way to joining an elite group. He is poised to become just the third player in school history with 1,000 points, 500 rebounds, 200 assists and 100 steals. Mitchell's numbers along with the other two players (Winston Shepard and Trey Kell) to accumulate those numbers are below.

Category	Winston Shepard	Trey Kell	Matt Mitchell
Points	1,401	1,403	<b>1,239</b>
Rebounds	708	518	474
Assists	315	320	191
Steals	103	126	<b>107</b>

# San Diego State Aztecs

**2020-21 Record: 8-2 (H: 6-2; A: 1-0; N: 1-0) 2-1 MW**  
**12-Time MW Champions, 12 Postseason Berths in Last 15 Years**

- SDSU has won at least 19 games in 15 straight seasons.
- SDSU has advanced to postseason play in 12 of the last 14 seasons in which a champions was crowned (2006 NCAA, 2007-09 NIT, 2010-15 NCAA, 2016 NIT, 2018 NCAA).
- SDSU has won 37 of last 39 games when leading at the half.
- SDSU has won 41 straight when having a higher FG pct.
- SDSU is 11th nationally in winning percentage (.754) since the beginning of the 2010-11 season.
- Since its founding in 1999, no men's basketball program has won more Mountain West championships (regular-season and tournament) than San Diego State's 12.
- Since 2006, SDSU's 11 appearances in its conference championship game are the second most in Division I.
- SDSU's 17 MW wins in 2019-20 are the most in MW history.

		PPG	RPG	APG	FG	3FG	FT	
<b>0</b>	<b>Keshad Johnson</b> (KEY-shawd) Forward, 6-7, 210, So.-1L Oakland, Calif. (San Leandro HS)	2020-21 3.9	2.7	0.7	9/19	3/8	6/14	Missed last two games due to injury... Has 34 points last season and has 27 points this season... Played in 25 career games. (23-2)... Made 9-of-19 FGA this season (47.4 pct.)... Last made field goal was against St. Katherine (12-2-20)... Athletic, talented sophomore... Only scholarship member of the 2019 class... A four-star prospect by ESPN; averaged 14.4 pts., 8.0 rebs., 3.0 asts., 2.3 blks and 1.9 stls as a senior in HS.
<b>2</b>	<b>Adam Seiko</b> (SAY-coe) Guard, 6-3, 210 Jr.-2L Boston, Mass. (Sierra Canyon HS (Calif.))	2020-21 5.7	2.6	1.4	.313	.333	8/10	Has started the last three games, first starts of his career (71 career GP)... Has 34 points in the last seven games... Made a career-high six free throws in comeback win vs. Pepperdine (12-6-20)... 11 gms. w/multiple treys (9-2)... Only 38 turnovers in 933 career minutes (1 TO every 24.6 minutes)... 78.2 pct. of career FGs are threes (43-of-55)... Has a career 1.32:1 assists-to-turnover ratio... Excellent lock-down defender off the bench.
<b>3</b>	<b>Terrell Gomez</b> (TUH-rel) Guard, 5-8, 165, Sr.-TR Los Angeles, Calif. (Middlebrooks Academy/CSUN)	2020-21 8.6	1.0	2.5	.437	.435	4/4	Held scoreless Tuesday for the first time in his 106 game career... Scored in double figures in the three previous games for first time in SDSU career (45 pts.)... Active NCAA ranks among active players: 1,723 pts. (10th), 313 3FG (3rd), 43.6 3FG pct. (1st with at least 261 makes)... Made multiple treys in 11 of his last 14 games (36-of-76, 47.4 pct.)... Averaged 19.8 points, 2.5 rebounds, 2.3 assists in 32 games with CSUN in 2019-20
<b>4</b>	<b>Trey Pulliam</b> (pull-EE-um) Guard, 6-3, 180, Sr.-1L Bryan, Texas (Consolidated HS /Navarro College)	2020-21 5.8	2.8	3.3	.377	3/14	9/15	Scored in 15 consecutive games (longest stretch of his career)... Reached double figures for the second time in his career Thursday (10)... Leads the team in assists (33) this season... Played in 20+ minutes in 10 straight games (did that 10 times all of last season)... 1-of 3-returns to play in all 32 gms last season... In first career start vs. No. 22 UCLA had 8 pts., 6 assists., 4 rebs... Finished 2019-20 w/ a 2.1:1 assist-to-turnover ratio.
<b>5</b>	<b>Lamont Butler</b> Guard, 6-2, 200, Fr.-HS Moreno Valley, Calif. (Riverside Poly HS)	2020-21 2.2	0.8	0.6	8/20	2/6	4/4	One of eight players to play in all 10 games... Scored seven points in last two games... In 84 mins. this season he has 22 pts., 8 rebs., 6 asts, 5 stls... 4-star recruit by ESPN & 3-star talent by Rivals.com & 247Sports.com... A class of 2020's top-50 point guard nationally by ESPN (No. 30)... Named Ivy League MVP as a senior & a second-team Cal-Hi Sports All-State performer... A 4x All-Ivy League & all-state performer and 3x all-county and All-CIF selection.
<b>10</b>	<b>Keith Dinwiddie Jr.</b> Guard, 6-0, 185, Fr.-HS Los Angeles, Calif. (Fairfax Senior HS)	2020-21 6.0	0.3	0.0	6/13	6/11	0/0	Scored a career-high 12 points on four three-point field goals in win over St. Katherine... 3-star recruit & a class of 2020's top-50 shooting guards nationally (#47) by Rivals.com... As a senior earned Western League Most Valuable Player honors as well as co-Player of the Year for both the All-City Open Division & All-CIF LA City Section... As a junior, led team to LA City Section Open Division championship, the #5 state & #22 national ranking.
<b>11</b>	<b>Matt Mitchell</b> Forward, 6-6, 235, Sr.-3L Riverside, Calif. (Roosevelt HS)	2020-21 15.4	4.9	1.8	.443	.366	.791	On pace to become the third Aztec player to post 1,000 points, 500 rebounds, 200 assists and 100 steals (Winston Shepard, Trey Kell)... Started the last 30 gms. (94 career starts)... 45-8 in last 2+ seasons when he scores 9+ points and 24-2 in his career when he scores 15+ points... 1,239 career pts. (14th in school history)... 16 straight double-digit scoring games at home (16.2)... Set single-season highs for pts. (12.2) and rebs. (4.8) last season.
<b>12</b>	<b>Che Evans</b> (shay) Forward, 6-5, 210, Fr.-HS Philadelphia Pa. (Neumann-Goretti HS)	2020-21 0.7	0.3	0.3	1/4	0/2	0/0	Scored first career points against St. Katherine... 4-start recruit by ESPN and Scout.com & 3-star talent by Rivals.com and 247Sports.com... A class of 2020's top-50 small forwards nationally by ESPN (No. 45), Rivals.com (No. 49) & 247Sports.com (No. 38)... Senior year, Neumann-Goretti posted a 24-4 record, 14-2 in conference play & won the Philadelphia Catholic League championship.
<b>14</b>	<b>Cade Alger</b> (AL-ier) Forward, 6-19, 190, RFr.-TR Ripon, Calif. (Ripon Christian HS/Seattle U)	2020-21 0.0	0.0	0.0	0/0	0/0	0/0	Non-scholarship forward who spent 2019-20 as a redshirt at Seattle U... As a senior averaged 18.0 pts, 13.2 rebs & 3.0 assists & finished with more than 1,000-career points... Was named a first-team Front Row Preps All-Region and CalHSports.com All-State performer as well as DS Scholar Athlete of the Year following senior campaign.
<b>20</b>	<b>Jordan Schakel</b> (SHACK-ull) Guard, 6-6, 200, Sr.-3L Torrance, Calif. (Bishop Montgomery HS)	2020-21 13.9	4.3	1.0	.457	.462	23/24	MW POW (12-14-20)... Has a trey in all 10 games this season (30 total)... Has 172 career three-point field goals (5th in school history)... Scored more points last season (319) than first two seasons combined (313)... SDSU is 33-4 in his career when he scores 10+ points... Avg 3.1 3-pt FGs/40 mins for career... Made multiple 3s in 50 gms. (41-9) and 3+ treys in 27 games (24-3)... 12+ points in six of last eight games (15.1 ppg).
<b>21</b>	<b>Jared Barnett</b> Guard, 6-1, 145, So.-SQ Los Angeles, Calif. (Westchester HS)	2020-21 0.0	0.5	0.5	0/1	0/0	0/0	Non-scholarship guard... Appeared in 10 games last year w/ his lone bucket coming in the season opener vs. Texas Southern... Was named second-team all-conference as a HS senior after averaging 13 points six assists and three rebounds per game... Received academic honor roll recognition all four years at Westchester High.
<b>23</b>	<b>Joshua Tomaić</b> (toe-MY-itch) Forward, 6-9, 230, Sr.-TR Lanzarote, Spain (Canarias Academy/Maryland)	2020-21 4.2	3.0	0.8	.529	3/10	3/5	Last 7 gms: 28 pts... SH 10 points vs. Pepperdine (2nd career game with double digits)... Has more points this season (42) than last season (18)... Grad transfer w/one year of eligibility (played the last three seasons at Maryland)... Career 58.8 percent field goal shooter... Has more rebounds this season (30), than last season (8 in 16 games played)... Has eight assists this season (had zero in 71 minutes last year)... Teams are 52-20 when he plays.
<b>31</b>	<b>Nathan Mensah</b> (MEN-suh) Forward, 6-10, 230, Jr.-2L Labadi, Accra, Ghana (Findlay Prep (Nev.))	2020-21 10.2	7.5	0.8	.623	0/3	.684	Recorded 5th double-double with CH 18 pts., 13 rebs. & CH 6 blks. vs. SMC... Only SDSU player in last 25 seasons to produce a game with 18-13-6 in those categories... Avg. 13.7 pts. and 13.6 rebs. per 40 mins last season... SDSU is 13-1 when he scores 10+, 27-5 when he has 6+ rebounds; 9-0 when he has 10+ rebs... Leads team in rebounding (7.5)... Has 79 rebounds in his last nine games... Missed 19 games due to injury last season.
<b>33</b>	<b>Aguek Arop</b> (ah-GWUK ah-ROPE) Forward, 6-6, 220, Jr.-2L Omaha, Neb. (Omaha South HS)	2020-21 4.6	2.9	1.3	.368	2/10	7/15	Has 37 points in his last eight games... For his career, averages 9.9 pts/7.6 rebs per 40 minutes played... 39-of-73 rebs since 2019-20 are on off. glass... Avg. 3.6 offensive rebounds per 40 minutes this season... Multiple offensive rebounds in five of eight games he has played... Missed 10 games last season due to an injury to his right shoulder... Has a 7-foot wingspan... Good mid-range game & deadly from 15

RED indicates probable starter, BLACK indicates reserve, GOLD indicates player is injured and is not expected to play. Shooting percentages are calculated once 25 attempts are made in a category.

## SCHEDULE/RESULTS

Date	Opponent (Television/Stream)	Note
N.25	UCLA (CBSSN)	W, 73-58 » SDSU defeats UCLA in consecutive games for the first time since 1940; It's the largest margin of victory vs. UCLA since 22 pt win on 12/1/1939
N.27	UC IRVINE (YurView CA)	W, 77-58 » San Diego State is 7-3 in home games against UCI and has won the last four meetings. This will be the first match-up since Dec. 13, 1997 in Irvine
D.2	ST. KATHERINE (MWN)	W, 83-41 » Aztecs improve to 2-0 all-time vs. USK; Average margin of victory in two win 62.5 points
D.6	PEPPERDINE (YurView CA)	W, 65-60 » Was the first meeting since a 61-58 SDSU win on Dec. 22, 1994; Aztecs have won the last four in a row and 9 of the last 16 in San Diego
D.10	at Arizona State (FS1)	W, 80-68 » San Diego State improves to 3-12 all-time in Tempe & are 2-6 in the last eight at ASU; Last SDSU victory at ASU before this win was on Jan. 7, 1978
D.18	BRIGHAM YOUNG (CBSSN)	L, 62-72 » The Aztecs are 17-19 all-time in San Diego vs. BYU, including 3-4 in the last seven
D.22	#vs. Saint Mary's (CBSSN)	W, 74-49 » San Diego State improves to 1-2 against Saint Mary's on neutral courts;
J.2	*COLORADO STATE (CBS)	L, 67-70 » SDSU has won six of the last seven meetings; 18-4 vs. Colorado State all-time in Viejas Arena
J.4	*COLORADO STATE (FS1)	W, 78-65 » Snapped CSU's 4-game win streak & avoided a season series sweep for the 17th time in the last 18 seasons. SDSU has 10 season sweeps during that span.
J.7	*NEVADA (CBSSN)	W, 65-60 » SDSU is 8-0 vs. Nevada at home in the MW era, including a 65-60 victory on Jan. 7, 2021 and is 10-1 all-time
J.9	*NEVADA (CBSSN)	6 p.m. PT Last year's results: W, 68-55 (1/18/20 at SDSU), W, 83-76 (2/29/20 at NEV)
J.14	*at Utah State (CBSSN)	7 p.m. MT » Rematch of last two MW tourney title games; SDSU is 4-1 at USU in the MW era & snapped USU's 15-game home winning streak last year
J.16	*at Utah State (CBS)	11 a.m. MT Last year's results: W, 77-68 (1/4/20 at USU), W, 80-68 (2/1/20 at SDSU), L, 56-59 (3/6/20 at MWT)
J.22	*at Air Force (FS1)	9 p.m. MT » SDSU is 21-17 lifetime in games played at USAFA; Aztecs are 4-2 in last six visits to the Academy
J.24	*at Air Force (FS1)	8 p.m. MT Last year's results: W, 89-747 (2/8/20 at AFA), W, 73-60 (3/5/20 at MWT)
J.28	*WYOMING (FS1)	TBA » San Diego State has won 12 straight vs. the Cowboys at home and is 28-11 all-time including 15-5 in Viejas
J.30	*WYOMING (CBSSN)	7 p.m. PT Last year's results: W, 72-52 (1/8/20 at WYO), W, 72-55 (1/21/20 at SDSU)
F.3	*at New Mexico (FS1)	TBA » The 28-point win last season is SDSU's largest in The Pit in 42 all-time games, and became 1st MW team to win at UNLV and at UNM in consecutive
F.5	*at New Mexico (CBSSN)	7 p.m. MT games. Last year's results: W, 85-57 (1/29/20 at UNM), W, 82-59 (2/11/20 at SDSU)
F.8	*SAN JOSE STATE (FS1)	TBA » The Aztecs are 28-8 all-time vs. SJSU at home and 10-1 in their last 11, including seven in a row.
F.10	*SAN JOSE STATE (CBSSN)	TBA Last year's result: W, 59-57 (12/8/19 at SDSU)
F.18	*at Fresno State (CBSSN)	TBA » In games dating back to 1941, SDSU is 22-33 in Fresno, but in the 10 games since the Save Mart Center opened the Aztecs are 6-4
F.20	*at Fresno State (CBSSN)	TBA Last year's results: W, 61-52 (1/1/20 at SDSU), W, 64-55 (1/14/20 at FS)
F.25	*BOISE STATE (FS1)	TBA » San Diego State broke a three-game winless streak at ExtraMile Arena with a 72-55 win last year
F.27	*BOISE STATE (CBSSN)	TBA Last year's results: W, 83-65 (1/11/20 at SDSU), W, 72-55 (2/16/20 at BSU), W, 81-68 (3/6/20 AT MWT)

### Mountain West Men's Basketball Championship (Thomas & Mack Center; Las Vegas, Nev.) (TBA)

M.10-13		» SDSU has advanced to the title game in 10 of the last 12 years » The Aztecs will be in search of their sixth Mountain West tournament championship » San Diego State has won tourney titles in 2002, 2006, 2010, 2011, 2018 » SDSU is 34-16 all-time at the MW Championship, representing the best overall record in league history » San Diego State has won a Mountain West-high 12 conference crowns (regular season, tournament)
J.2	*at UNLV (TBA)	TBA » Aztecs 16-2 in last 18 vs. UNLV (any location); SDSU 10-1 in its last 11 games vs. UNLV at Thomas & Mack Center
J.4	*at UNLV (TBA)	TBA Last year's results: W, 71-67 (1/26/20 at UNLV), L, 63-66 (2/22/20 at SDSU)

# - Mott Athletics Center, San Luis Obispo, Calif.; \* - Mountain West game. All times are local to the site. Games and times are subject to change. Purple indicates games which have been postponed.

## REWIND, THE 2019-20 SEASON

- San Diego State is coming off a magical season that saw the Aztecs win their first 26 games of the season en route to a 30-2 record, a Mountain West Conference regular season title (record 12th league crown) and a climb to No. 4 in the Associated Press poll for five weeks before ending the campaign at No. 6. SDSU was the only team in the nation not to lose a road game in 2019-20, finishing the year 11-0 away from Viejas Arena.
- The *USA Today* National Coach of the Year last year, **Brian Dutcher** begins his fourth season at the helm of the San Diego State men's basketball program. He has an overall record of 80-28 in three-plus seasons and has led SDSU to the conference championship game in each of his three seasons. In 2018, he was the only first-year coach to lead his team to the NCAA tournament and in 96 previous seasons of Aztec basketball, no head coach had won more games and/or won a conference title in his first year until Dutcher accomplished the feat. In addition, Dutcher is the first Aztecs' men's basketball coach to win 20+ games in each of his first three seasons.
- Dutcher welcomes back three returning starters in seniors forward **Matt Mitchell** (12.2 pts., 4.8 rebs., 1.7 asst. in 2019-20) and guard **Jordan Schakel** (10.0 pts., 3.4 rebs, 43.6 percent three-point shooting) and junior forward **Nathan Mensah** (6.9 pts., 6.8 rebs., 1.6 blks.). Mitchell and Schakel played in all 32 games (Mitchell started the final 19 and Schakel started 31) with Mensah appearing 13 times, all starts, before an injury prematurely ended his season.
- The Aztecs are picked to finish in first place in the preseason poll of the Mountain West media. SDSU has finished either first or second in the Mountain West preseason poll in each of the last seven years. It is also the 12th time in the last 16 seasons San Diego State has been picked first or second in the poll. All 12 times, additionally, have occurred in the last 16 years.

## TIP TIME SET FOR AIR FORCE SERIES

The Mountain West in conjunction with FS1 announced that the tip times for the Aztecs games at Air Force on Friday, Jan. 22 and Sunday, Jan. 24. The scheduled tipoff times are at 9 p.m. MT on the 22nd and 8 p.m. MT on the 24th.

## TOP-25 FACTS

- From the start of the 2010-11 season to the week of Dec. 20, 2020, San Diego State's 83 appearances in the AP poll are the most of any school in California and which also ranks as the 21st most nationally. The California program with the second most appearances in that time frame is UCLA with 45 and Saint Mary's 39 are the third most. Other than those three, no other men's basketball team in California has appeared in the AP poll more than 12 times.
- The Aztecs have receiving votes in each poll from the outset of the 2020-21 season and first appeared in the AP poll, at No. 24, on Dec. 7, moved up to No. 18 last week and made its debut in the Coaches poll last week, as well, at No. 20.

## MEDIA RELATIONS

### MEDIA RELATIONS OFFICE

Fowler Athletics Center  
5302 55th Street, Suite 3014  
San Diego, CA 92182  
Office: 619.594.5547  
Fax: 619.582.6541

### MIKE MAY

#### Senior Associate A.D. of Communications and Media Relations

Coaching Staff Interviews  
E-Mail: mmay@sdsu.edu  
Office: 619.594.5547  
Cell: 619.957.8372

### RICHARD STERN

#### Assistant Media Relations Director

Student-Athlete Interviews  
E-Mail: rstern@sdsu.edu  
Office: 619.594.5548  
Cell: 408.318.8111

### STAY CONNECTED

- Athletics Website: goaztecs.com
- Twitter: @GoAztecs / @Aztec\_MBB
- Facebook: facebook.com/goaztecs
- Instagram: @goaztecs
- YouTube: youtube.com/goaztecscom

## SERIES VS. NEVADA

Series: San Diego State leads, 20-6

Home (Viejas Arena) .....	10-1 (8-1)
Away (Lawlor Events Center).....	6-5 (5-4)
Neutral (Thomas & Mack Center).....	4-0 (3-0)
SDSU as Top 25 Team.....	2-0 (H: 1-0, A: 1-0)
vs. Top 25 Nevada Team.....	4-2 (H: 2-0, A: 0-2, N: 2-0)
MWC Era .....	San Diego State leads, 15-3
Dutcher vs. Nevada .....	7-2 (H: 4-0, A: 1-2, N: 2-0)

Date	SD	NV	Location	Score
D.14.56			Reno	W 80-72
D.15.56			Reno	W 74-64
D.29.61			San Diego (KI)	W 83-62
D.12.75			N-Salt Lake City (UT)	W 86-65
D.27.75			Reno	L 89-90
D.3.77			San Diego (SA)	W 113-88
N.14.98			San Diego (CA) (so)	ot-L 71-76
D.9.98			Reno	L 75-94
J.23.13		*	Reno	W 78-57
F.23.13		*	San Diego (VA) (d)	W 88-75
F.8.14		*	San Diego (VA)	W 73-58
F.4.15		*	Reno	W 65-63
M.7.15		*	San Diego (VA)	W 67-43
J.26.16		*	Reno	W 57-54
M.11.16		^	N-Las Vegas (SF)	W 67-55
J.4.17		*	Reno	L 69-72
F.12.17		*	San Diego (VA) (d)	W 70-56
F.10.18	23	*	Reno	L 58-83
M.3.18	21	*	San Diego (VA)	W 79-74
M.9.18	22	^	N-Las Vegas (SF)	W 90-73
F.20.19	6	*	San Diego (VA) (d)	W 65-57
M.3.19	17	*	Reno	L 53-81
M.9.19	14	^	N-Las Vegas (SF)	W 65-56
J.18.20	7	*	San Diego (VA)	W 68-55
F.29.20	5	*	Reno	W 83-76
J.7.21		*	San Diego (VA)	W 65-60

d - day game, so - season opener, SA - Sports Arena, CA - Cox Arena, VA - Viejas Arena, KI - San Diego Kiwanis Christmas Tournament, UT - Utah Classic, SF - Semifinal, \* - Mountain West game, The number to the left of the location denotes national ranking.



### Centennial Season Facts entering 2020-21:

- Overall Record: 1,515-1,127-1 (.573).
- Has won 22 regular-season conference championships (7 MW, 7 CCAA, 4 SCIAC, 2 PCAA & 2 SCJC).
- Has won 7 conference tournament titles (5 MW, 1 WAC, 1 PCAA).
- Won the 1941 NAIA national championship.
- Has appeared in 27 postseason tournaments, including 12 in the last 14 seasons in which a national champion was crowned.
- Has a winning record in seven of nine completed decades. (.778)
- In 99 seasons, SDSU has outscored opponents 168,805-to-161,933.
- In 50 DI seasons, SDSU has outscored opponents 108,488-to-105,688.
- In 2010-11 SDSU scored a single-season high 2,660 points.
- SDSU has competed in 6 conferences (the most years - 21 seasons in both the MW & WAC).
- SDSU has 16 head coaches with George Ziegenfuss (1949-69) owning the longest tenure (21 seasons) and Steve Fisher (2000-17) with the most victories (386).
- San Diego State has defeated top-25 ranked teams 34 times. The first was an 88-75 win over No. 13 Kansas State (12/21/73) and the most recent was over No. 14/17 Nevada (65-56 in the MW semifinal on 3/15/19).
- 574 student-athletes have earned letters playing for SDSU.
- SDSU has had 17 All-Americans, including three; Michael Cage (1984), Kawhi Leonard (2011), and Malachi Flynn (2020) who were consensus All-Americans.

- Dec. 10's game was the second time San Diego State has played a ranked Arizona State team. The previous match-up came on Nov. 18, 2008 in Tempe. The No. 15 Sun Devils defeated SDSU 59-52.
- San Diego State joins Gonzaga, Kansas, Missouri and Villanova as the only teams with two victories this season against AP Top 25 teams.
- Head coach Brian Dutcher has a 7-4 record against top-25 competition, with the two most recent victories coming in the team's 2020-21 season opener, a 73-58 victory over No. 22 UCLA and its 80-68 win at No. 23 Arizona State.
- San Diego State spent 15 consecutive weeks in the AP Top-25 Poll last season, the program's third longest single season consecutive week streak trailing the 2010-11 squad which spent 19 straight weeks and the 2013-14 team which was spent 16 consecutive weeks ranked in the top-25.
- San Diego State's longest consecutive streak of weeks being ranked in the AP Top-25 is 22 straight polls (Dec. 2, 2013 to Dec. 15, 2014).
- Reaching No. 4 in the 2019-20 season, the Aztecs spent five weeks there establishing program records for consecutive weeks at that ranking and for the most weeks, in a season, at that rank.
- The Aztecs debuted at No. 25 on Dec. 9, 2019 and then went to 20 to 15 to 13 to 7 to 7 to 4 to 4 to 4 to 4 to 5 to 5 to 6 and finished at No. 6.
- San Diego State entered the top-25 in both the AP and Coaches polls on Dec. 9, 2019 at No. 25 and No. 24, respectively. It was the first time since Feb. 23, 2015, the team had been ranked in the AP poll.
- In total, the Aztecs have appeared in the AP Poll for 82 weeks, and all have come since the start of the 2010-11 campaign, which is tied for the 19th most appearances in the poll during the last 10 seasons.
- Prior to last season, the last time the Aztecs had been ranked in the Coaches Poll was March 9, 2015.
- Prior to last season, the Aztecs had been ranked in the top-5 of the AP poll four times. In 2019-20 they were ranked in the top-5 10 straight weeks.

### DUTCHER KEEPS THE BALL ROLLING ON

Brian Dutcher has been on The Mesa for 22 seasons, 18 of them as the top man on San Diego State Hall of Fame Head Coach Steve Fisher's bench. In that time he experienced 386 victories, 10 Mountain West titles and helped the Aztecs to 13 postseason tournaments, including eight NCAA appearances and a pair of Sweet 16 berths (2011, 2014).

- Since his ascension to the top job prior to the 2017-18 season, he has captured two more Mountain West crowns and guided his team to the championship game in the league tournament three times.
- In his inaugural campaign, in 2017-18, he was the only first-year Division I head coach to guide his team to the NCAA Tournament.
- He is the only head coach in program history to win at least 20 games in each of his first three seasons.
- His 73 wins in his first three seasons are a program record for victories in a coach's first three campaigns.
- **His 81 wins to date equal the most of any first time head coach who started at his current institution at the start of the 2017-18 season.**

His 2019-20 team was arguably one of the best in program history:

- They opened with a 26-game winning streak, a program record and the longest streak in Division I last year, and were the last unbeaten team in the nation for all or part of 39 days.
- Spent 15 weeks ranked reaching No. 4 in both national polls, and remained there for a program-record five weeks, before finishing at No. 6.
- Went 17-1 in Mountain West action, a MW record for league wins, and opened with 15 straight MW victories, also a MW conference record.
- Finished with a 30-2 mark; the third most wins in program history and its two losses are the fewest for an SDSU team in its DI era (since 1970-71).
- The Aztecs were the only team to end the regular season with just one loss (28-1) and were one of three teams (Gonzaga & Dayton) to end the year with two losses.
- San Diego State's two losses came by a combined six points and 23 of its 30 wins came by 10 points or more.
- Following the 2019-20 season, Dutcher was named the *USA Today* National Coach of the Year, the NABC District 17 & USBWA District IX Coach of the Year, the Mountain West Coach of the Year (by votes of both the media and coaches) and was one of four finalist for the 2020 Werner Ladder Naismith Men's College Coach of the Year Award.

### HOME COURT ADVANTAGE

San Diego State has advanced to the NCAA tournament seven of the last 10 seasons in which a national championship has been crowned, and has an NIT national semifinalist appearance as well during that span. One reason for the success is that Viejas Arena is a very tough place for opponents. Since the start of the 2009-10 campaign, and entering this season, San Diego State has the 11th-highest winning percentage in the country, amassing a 162-22 home record, winning 88.0 percent of its home games during that span.

With the 2020-21 season underway here are a few of the categories to keep an eye on.

- In its last 190 home games, San Diego State has compiled a 166-24 mark, including a 80-10 record against non-conference competition at Viejas Arena.
- Since the start of the 2012-13 campaign, the Aztecs are 119-19 at home, including a 55-9 record in non-conference home contests during that stretch (44-7 against non-top 25 non-conference foes).
- The Aztecs are 51-10 in their last 61 non-conference home games.

### MORE HOME COOKING

- San Diego State is 27-4 in its last 31 home games dating back to Jan. 1, 2019.
- **The Aztecs are 24-3 in its 27 Mountain West Conference home games since Jan. 24, 2018.**
- SDSU is 16-6 in conference home openers since joining the Mountain West prior to the 1999-2000 season.
- The Aztecs have lost only once to Nevada on its home floor (71-76, OT on Nov. 14, 1998) and has won its last eight at home against the Wolf Pack since that 1998 meeting.
- San Diego State ended the 2019-20 season 14-1 at home, with an average scoring margin of +16.0. Of the 15 home games, 12 were decided by at least nine points. In SDSU's first five home games this season, its margin of victory has been 20.3 points.
- Last season's 13-game home court win streak, snapped on Feb. 22, 2020, was tied for the eighth-longest in school history and longest since the school-record 29-game win streak from Nov. 20, 2013 and ended Feb. 28, 2015.
- San Diego State has never had an undefeated home season as a Division I program. The last time the Aztecs made it through the home portion of the schedule unscathed was 1966-67. That season, San Diego State went 16-0 at home en route to a 24-5 record. In the Division I era, SDSU has ended the home portion of its schedule with a single loss on seven occasions (1977-78, 2009-10, 2010-11, 2012-13, 2013-14, 2014-15 and 2019-20).

## PLAYER TIDBITS

Senior Forward **Matt Mitchell**

Overall: 15.4 points, 4.9 rebounds, 1.8 assists, 44.3 FG%

**Mountain West Player of the Week (Nov. 30)**

**Preseason All-Mountain West**

**Julius Erving Small Forward of the Year Preseason Watch List**

- His 1,239 career points are No. 14 on the SDSU all-time scoring list and rank 72nd among active players in Division I.
- **With 20 points and 10 rebounds vs. Nevada (1/7), notched the second double double of his college career.**
- Competed in 100th collegiate game of his career in the 2020-21 season opener vs. No. 22/21 UCLA (11/25) where he led the team w/15 pts (SDSU is 22-1 when he scores at least 15 pts in a game).
- His 35 points vs. Brigham Young (12/18) are a career-high, the most in the Mountain West against Division I opposition this season, and the most since Malachi Flynn scored 36 at Nevada (2/22/20).
- His 35 points against Brigham Young are the 10th-highest single game total this season against a Division I opponent.
- Is the only Aztec to score in double digits in every game this season.
- **12 free throws and 15 free throw attempts at Arizona State leads the team and the MW for a single game this season.**
- In the MW is No. 9 in scoring (15.4/g), No. 5 in free throw percentage (.791) and No. 10 in steals (1.40/g).
- Nationally, among top-100 rankings is No. 17 - Free Throws (53) , No. 16 - free throw attempts (67).
- **Has scored in double figures in 25 of his last 29 games, all starts, and in those 25 games is averaging 16.2 points.**
- In his career (109 games) he has reached double figure scoring 67 times & in those games SDSU has a 51-16 record.
- His 109-career games rank No. 46 among active players in Division I.
- Ranks in the top-20 of the San Diego State career record book in 13 statistical categories.
- **Enters today's game is 26 rebounds & 9 assists from becoming the third player in program history to compile 1,000 points, 500 rebounds, 200 assists and 100 steals. (Trey Kell & Winston Shepard).**

Senior Guard **Jordan Schakel**

Overall: 13.9 points, 4.3 rebounds, 1.1 steals, 45.7 FG%

**Mountain West Player of the Week (Dec. 14)**

- Totaled career-bests w/28 points, including 8 three pointers and has 15 or more points in five of nine games this season.
- Recorded a then career-high 25 points in the team's victory at No. 23 Arizona State
- For his career, when he scores in double figures, the Aztecs are 33-4 and in games in which he scores at least 15 points, the team's record is 12-1.
- **His .417 (172-of-412) career three-point shooting percentage ranks No. 24 among active players in Division I, but among those that have made at least 170 threes he ranks No. 8.**
- Ranks No. 1 in the program in career FT percentage (.8671), No. 2 in 3FG percentage (.4171) & No. 5 in three-point FGs (172).
- Has 50 games with multiple threes and SDSU is 41-9 in those contests.
- Over 70 percent (.705) of his career hoops (172-of-244) are from the bonus distance & this year 30-of-43 (.697) buckets are treys.
- Has played 2,247 career minutes and committed just 51 turnovers (0.90 turnovers per 40 minutes played) and has a 1.50:1 assist-to-turnover ratio.
- **Has reached double figure scoring in 27 of the last 42 games after reaching that plateau just 10 times in the previous 61 games.**
- Versus Pepperdine (12/6) made five two-point buckets and one three pointer. It marked just the seventh time, in 103 career games, that he made three-plus more two-point buckets than three-pointers.
- **Nationally, among the top-100 rankings is No. 31 in three-point FG percentage (46.2), No. 33 in three-point FG per game (3.00/g) and three-point FG (30) & No. 71 in three-point FG attempts (65).**
- In the Mountain West, ranks No. 1 in three-point FG percentage (.462) No. 2 in three-point FGs (3.00/g) and No. 12 in scoring (13.90/g) .

Junior Forward **Nathan Mensah**

Overall: 10.2 points, 7.5 rebounds, 2.1 blocks, 62.3 FG%

- Set career-highs with 18 points and 6 blocks vs. Saint Mary's (12/22).
- Established a then career-high with 17 points and a career-best 15 rebounds at No. 23 Arizona State (12/10).
- Defensive stopper on the back line who can erase mistakes by perimeter defenders.
- **Ranks No. 10 on the program's career blocked shots list (82).**
- Has recorded six, three, three and three blocks in 4 of the last 5 games (at No. 23 Arizona State, vs. Brigham Young, vs. Saint Mary's & Colorado State-1/4) and is one of two players in the MW, this year, to have four games of at least three blocks.
- **Is one of six players this season to record at least three blocks, 17 points and 15 rebounds in a game this year (at No. 23 Arizona State).**
- **He became the first Aztec player in at least 25 seasons to produce a game with at least 18 points, 13 rebounds and six blocked shots (vs. Saint Mary's). He is one of just two players to do it in Division I basketball this season (also: Charles Bassey, Western Kentucky).**
- Through 10 games committed 9 turnover in 228 minutes this year (1.5 turnovers per 40 minutes played).
- Led the nation in 2019-20 with a .617 field goal percentage among player who appeared in no more than 13 games and were on the court for at least 20 minutes per game.
- In 34 games in his freshman season (2018-19) he had four double digit rebounding games. In his last season in 14 games he had three, including a then career-high 12 boards vs. San Jose State (12-8-19) and twice this season (at Arizona State & vs. Saint Mary's).
- In 10 games this year, he is shooting a team-best .623 (38-of-61) from the floor and has attempted the first three three-pointers of his career.
- Played the first 13 games in 2019-20 before an injury ended his season, but in that time he upped his rebounds and points per game from his freshman to sophomore season from 5.5-to-6.8 and 5.6-to-6.9, respectively. In Mountain West games the improvement was even more stark; rebounds went from 5.8-to-9.5 and points from 6.1-to-9.0.

Senior Guard **Terrell Gomez**

Overall: 8.6 points, 1.0 rebounds, 2.5 assists, 43.7 FG%

- **Scored a season-high 19 pts vs. Colorado State (1/2).**
- A grad transfer from CSUN with one year of eligibility: first-team All-Big West (2018-19 & 2019-20) and was the 2017-18 Big West Freshman of the Year.
- Nationally, among active career leaders, ranks No. 2 in free throw percentage at .892, No. 3 in three pointers (313), No. 5 in three-point FG attempts (718) and No. 10 in scoring with 1,723 points.
- **Since the start of the 1996-97 season, was only the second player in college basketball to have made at least 300 treys, shot at least .437**

## AZTEC COACHING STAFF

### HEAD COACH

#### BRIAN DUTCHER

- ◆ 4th season as head coach (81-28 record)
- ◆ 22nd year at SDSU
- ◆ 1989 NCAA champion
- ◆ 3 NCAA title game appearances
- ◆ 17 NCAA tournament appearances
- ◆ 12-time Mountain West champion
- ◆ 2020 USA Today National Coach of the Year
- ◆ 2020 MW Coach of the Year (coaches & media)
- ◆ 2020 NABC District 17 Coach of the Year
- ◆ 2020 USBWA District IX Coach of the Year

### ASSISTANT COACH

#### DAVE VELASQUEZ

- ◆ 19th season at San Diego State, 8th as AC
- ◆ Started as a student manager in 2002-03, then head manager, walk-on, scholarship athlete, director of player development and now AC

### ASSISTANT COACH

#### CHRIS ACKER

- ◆ 2nd season with San Diego State
- ◆ 6th year as a Division I AC
- ◆ Was 92-9 in six years as HC at Citrus College in Los Angeles
- ◆ Won a state title w/ Citrus College in 2008
- ◆ Played professionally in both internationally and domestically

### ASSISTANT COACH

#### JAY MORRIS

- ◆ 3rd season at San Diego State
- ◆ 9th season as a Division I AC
- ◆ Has averaged 19.6 wins per year as an AC

## MOUNTAIN WEST PLAYER OF THE WEEK

Nov. 30 .....	Matt Mitchell, Sr., F, San Diego State
Dec. 7 .....	Kenny Foster, So., G, Wyoming
Dec. 14 .....	Jordan Schakel, Sr., G, San Diego State
Dec. 21 .....	Desmond Cambridge, Jr., G, Nevada
Dec. 28 .....	Derrick Alston Jr., Sr., G, Boise State
Jan. 5 .....	David Roddy, So., F, Colorado State

## 30-WIN SEASONS IN CALIFORNIA (since 2010-11)

California schools that have compiled 30 win seasons since the start of the 2010-11 campaign.

**San Diego State (3)**  
34-3 (2010-11)  
31-5 (2013-14)  
30-2 (2019-20)

Saint Mary's (1)  
30-6 (2017-18)

UCLA (1)  
31-5 (2016-17)

## 2020-21 MW STANDINGS (through 1/7/21)

	Conference			Overall		
	W	L	Pct.	W	L	Pct
Boise State (rv/iv)	5	0	1.000	9	1	.900
Utah State	5	0	1.000	8	3	.727
Colorado State (-/rv)	4	1	.800	7	2	.778
<b>San Diego St. (rv/iv)</b>	<b>2</b>	<b>1</b>	<b>.667</b>	<b>8</b>	<b>2</b>	<b>.800</b>
Nevada	3	2	.600	8	4	.667
Wyoming	1	1	.500	7	2	.778
Fresno State	1	3	.250	3	3	.500
Air Force	1	4	.200	3	6	.333
UNLV	0	1	.000	1	5	.167
San Jose State	0	4	.000	2	6	.250
New Mexico	0	5	.000	3	5	.375

## 2020-21 MW PREDICTED ORDER OF FINISH

Place	Team	Points (1st place votes)
1.	<b>San Diego State</b>	<b>211 (14)</b>
2.	Boise State	188 (4)
3.	Utah State	177 (2)
4.	UNLV	160
5.	Colorado State	141
6.	Nevada	114
7.	New Mexico	106
8.	Fresno State	93
9.	Wyoming	59
10.	Air Force	39
11.	San Jose State	32

## 2020-21 MW PRESEASON AWARDS

### Preseason All-Conference Team

#### Matt Mitchell, Sr., F, San Diego State

Derrick Alston Jr., Sr., G, Boise State  
 Isaiah Stevens, So., G, Colorado State  
 Bryce Hamilton, Jr., G, UNLV  
 Neemias Queta, Jr., C, Utah State

### Preseason Player of the Year

Derrick Alston Jr., Sr., G, Boise State

### Preseason Newcomer of the Year

David Jenkins, Jr., G, UNLV

### Preseason Freshman of the Year

Nick Blake, G, UNLV

## SERIES HISTORY VS. MOUNTAIN WEST

### VS. CURRENT MEMBERSHIP

School	All-Time		MWC*		Streak
	W-L	W-L	W-L	W-L	
Air Force	59-24	29-14	29-14	Won 3	
Boise State	15-7	14-7	14-7	Won 4	
Colorado State	46-42	34-15	34-15	Won 1	
Fresno State	64-56	10-8	10-8	Won 2	
<b>Nevada</b>	<b>20-6</b>	<b>15-3</b>	<b>15-3</b>	<b>Won 4</b>	
New Mexico	42-48	25-22	25-22	Won 2	
San Jose State	41-35	11-1	11-1	Won 5	
UNLV	37-37	33-20	33-20	Last 1	
Utah State	13-6	13-3	13-3	Last 1	
Wyoming	44-41	26-17	26-17	Won 3	
<b>TOTALS</b>	<b>381-302</b>	<b>210-110</b>	<b>210-110</b>	<b>Won 2</b>	

\* - includes Mountain West Conference tournament games

from the bonus distance, and done so in less than 100 games (John Jenkins, Vanderbilt).

- Is one of four players, since the start of the 1996-97 season, to have a FT percentage of at least .892 & to have hit 300 threes in his college career.
- Appeared in the 100th game of his college career vs. Pepperdine (12/6) and has started all but seven of his 104 games as a collegian.
- Among MW players is ranked No. 9 in three-point FG (2.00/g).
- One of only three active players to have made 313 three pointers (317 - Jhivvan Jackson, UTSA; 316 - Jordan Bohannon, Iowa).

### Senior Guard **Trey Pulliam**

Overall: 5.8 points, 3.3 assists, 2.8 rebounds, 37.7 FG%

- Has started each of the first 10 games after coming off the bench in all 32 games last season.
- Has an assist-to-turnover ratio of 3.0:1 this season up from 2.1:1 last year.
- In his last 16 games has a 3.5:1 assist-to-turnover ratio.
- Is averaging 1.6 turnover per 40 minutes played this year (11 turnovers in 274 minutes of action) and has a career average of 1.8 turnovers per 40 minutes (39 turnovers in 834 minutes).
- Assists per 40 minutes played is up to 4.8 this season from 4.3 last year.
- Ranks No. 1 in the MW (No. 31 nationally) in assist-to-turnover ratio (3.00:1) and No. 9 in the MW in assists (3.30/g).
- Ranks third on the team in minutes (273:40) and minutes per game (27.4).
- His four steals vs. Katherine (12/2) are tied for the most in a game by a MW performer this year.

### Junior Forward **Aguek Arop**

Overall: 4.6 points, 2.9 rebounds, 1.3 assists, 36.8 FG%

- Was the only player on the team to have more offensive than defensive rebounds in 2019-20. In a small sample size so far this year the trend continues; he has 13 offensive and 10 defensive boards.
- Ranks second on the team, No. 14 in the Mountain West in offensive rebounds (13) and is seventh on the squad in total boards (23). In the last 29 games has 39 offensive & 34 defensive rebounds.
- Grabbed a career-high 7 rebounds vs. UC Irvine (11/27) and led the team in the category for the first time in his career.
- In his first 31 appearances he averaged 7.2 rebounds per 40 minutes played, in the last 30 his average is up to 8.1.
- Started the first six games he's dressed, after coming off the bench in the first 53 of his career.
- Pound-for-pound the strongest player on the team who can defend from the three to the five.
- 6-7 tall with a 7-1 wingspan.

### Senior Forward **Joshua Tomaic**

Overall: 4.2 points, 3.0 rebounds, 1.2 steals, 52.9 FG%

- A grad transfer from Maryland with one year of eligibility.
- In 10 games as an Aztec, is averaging 4.2 pts in 14.8 minutes per game and has 8 assists and 12 steals. In three years at Maryland he averaged 5.7 minutes and 1.3 points per game, totaled eight assists and didn't have a steal.
- Last season at Maryland, Tomaic scored 18 points in 16 games, so far this year he has 42 points in 10 games.
- Among Aztecs who have double-digit shot attempts, his .529 FG percentage ranks No. 2 on the team.
- Has logged double-digit minutes in each of the last five games, the second longest streak of his career, trailing only a six-game run from Jan. 4-Jan. 22, 2018. Has played double digit minutes in nine of 10 games this year.

### Junior Guard **Adam Seiko**

Overall: 3.7 points, 2.6 rebounds, 1.4 assists, 31.3 3FG%

- Earned the first three starts of his career - vs. Colorado State (1/2 & 1/4) & Nevada (1/7) - after coming off the bench in his first 68 appearances.
- Scored a season-best 12 points vs. Colorado State also recorded career-highs w/ 4 assists, 4 field goals, 4 three-point FG & 6 three-point FG attempts.
- Has a 1.6:1 assist-to-turnover ratio in 2020-21, compared to 1.2:1 in his previous two seasons.
- Has committed one turnover or less in 14 of the last 16 games and 37 of the last 40.

### Sophomore Forward **Keshad Johnson**

Overall: 3.9 points, 2.7 rebounds, 0.7 assists, 47.4 FG%

- His 14 points vs. UC Irvine (11/27) are a career-high and 11 of them came in a 1:53 span early in the second half.
- Versus UC Irvine & St. Katherine (12/6), he was 8-of-14 (.571) from the floor, 3-of-7 (.429) from beyond the arc; last year, in 18 games, he was 12-of-34 (.353) and 4-of-18 (.222) from those to areas, respectively.
- Averaged 11.5 pts, 4.5 rebs, 1.0 assists in games against UC Irvine & St. Katherine.
- Seven offensive rebounds ranks third on the team and his average per 40 minutes played is 3.5 in 2020-21.
- In two games (vs. UC Irvine & St. Katherine) averaged 11.5 pts, 4.5 rebs, 1.0 assists.
- Has five block in seven appearances in 2020-21 compared to one in 18 games last season.

## CALIFORNIA DREAMIN' FOR SDSU...CALIFORNIA NIGHTMARE FOR IN-STATE OPPONENTS

- San Diego State opened the 2020-21 season hosting three Division I in-state foes in UCLA, UC Irvine, and Pepperdine, and on Dec. 22 played Saint Mary's in a neutral site game, defeated each, and is scheduled to play a total of eight regular-season games against California Division I schools.
- Since the start of the Coach Dutcher era (1999-2000), the Aztecs are 111-33 (.771) against 24 of the other 25 current Division I schools in California (SDSU has not played Cal Baptist), and have a winning record against all but three of those 24 opponents.
- In the last 82 home games against the those same 24 opponents, and also starting in 1999-2000, San Diego State is 72-11 (.866).
- In program history against the 24 schools, the Aztecs are 445-323 (.579) overall, and SDSU has a winning record against 19 of those 24 programs.

## AMONG THE MOUNTAIN WEST'S BEST

San Diego State is pacing at an elite level in the Mountain West in games played through Jan. 7, 2021.

- The Aztecs lead the conference in scoring defense (60.1 ppg), three-point field goal percentage (.383), three-point field goals made (93), total steals (83), and steals per game (8.3).

- SDSU ranks second in field goal percentage defense (.385), three-point field goal attempts (243), and winning percentage (.800).
- The Aztecs are third in the Mountain West in scoring margin (+12.3), three-point field goal per game (9.3), blocks (36), turnover margin (+3.4/g), turnovers per game (11.8), and turnovers forced (15.20/g).

## AZTEC PRESEASON ACCOLADES

- San Diego State has been picked to increase its conference-record number of Mountain West titles to 13 this year by nearly every media outlet. The Aztecs were picked to win the league by the media who regularly cover the Mountain West, *Lindy's Sports*, *Blue Ribbon Yearbook*, ESPN, Joe Lunardi, Myron Medcalf, John Gasaway and Jeff Borzello and Jon Rothstein.
- Senior forward **Matt Mitchell** has been the player most honored when the preseason predictors talk about San Diego State, he has been named first-team preseason All-Mountain West by the media who regularly cover the league, *Lindy's*, *Blue Ribbon* and John Rothstein. CBS Sports included him in the top-101 players (No. 61) and *Lindy's* ranked him at No. 124 in its top-150. In addition, Mitchell has been included on the preseason watch list for the Julius Erving Small Forward of the Year Award.
- Senior guard **Terrell Gomez** was selected the Newcomer of the Year by *Blue Ribbon* and *Lindy's* predicted he would be a second-team All-MW selection, No. 131 among its top-150 as well as, among newcomers in the league, the most impactful newcomer, the best shooter, No. 1 signing coup and having the best shot at earning all-conference honors.
- **Jordan Schakel**, a senior guard, was selected a third-team All-MW performer and the best shooter in the Mountain West Conference by *Lindy's*.
- Freshman guard **Lamont Butler** was named the best playmaker/passers coming into the league by *Lindy's*.
- Assistant Coach **Dave Velasquez** was named one of the top-25 assistant coaches ready to lead their own program by The Athletic.
- Though not ranked in either the preseason AP or Coaches polls, San Diego State is receiving votes in both and is the only Mountain West program who is currently doing so.
- With the exception of Gonzaga, every team in both the AP and Coaches preseason polls are members of Power-5 conferences. So, *The Athletic* published its rankings of non-Power-5 programs and San Diego State was ranked No. 4 on that list.

## AZTECS PREDICTED TO WIN 13TH MOUNTAIN WEST TITLE

- San Diego State has won a Mountain West-record 12 titles in men's basketball (seven regular season & five tournament), four more than its closest competitor, and nearly every preseason prediction has the Aztecs picking up its 13th crown in 2020-21.
- SDSU has been predicted to finish either first or second in the Mountain West media's preseason poll in each of the last seven years. It is also the 12th time in the last 16 years the Mountain West has been in existence that San Diego State has been picked first or second in the preseason poll. The Aztecs have garnered at least one first-place vote in the preseason poll in six of the last seven years.
- In addition to the MW media, *Lindy's*, *Blue Ribbon*, ESPN, ESPN's Joe Lunardi, Myron Medcalf, Jeff Borzello and John Gasaway as well as College Hoops Today's Jon Rothstein have predicted the Aztecs will win the MW.
- Complete Mountain West media preseason predicted order of finish is located in the column on the left side of this page.

## SERIES HISTORY VS. NEVADA

This is the 27th meeting between the schools with San Diego State winning 20 of the previous 26 (20-6).

- San Diego State has won seven of its last eight games with Nevada.
- 11 of the meetings have been decided by single digits, including the three of the last four that have taken place in San Diego (2018: SDSU, 79-74; 2019: SDSU, 65-57; 2020: SDSU, 68-55, 2021: SDSU, 65-60).
- After Nevada joined the league in time for the 2012-13 campaign, the Aztecs won the first seven games by an average of 12.9 points. The Wolf Pack defeated SDSU for the first time as a member of the Mountain West on Jan. 4, 2017.
- In the history of the series, San Diego State won five of the first six meetings, dropped two of the next three get-togethers, won seven straight and then split the season series in 2016-17. SDSU has won seven of the nine encounters between the teams over the past three seasons.
- The Aztecs are 3-0 against the Wolf Pack in the Mountain West Tournament. They faced off in the semifinals in 2018 and 2019 and SDSU beat Nevada by scores of 90-73 in 2018 and 65-56 in 2019. The Wolf Pack were the No. 1 seed in both seasons and ranked No. 22 and No. 14 in the country in 2018 and 2019, respectively.
- In games played in Reno, the Aztecs lead the Wolf Pack 6-5, but the Aztecs have been victorious just twice in its last five in the "Biggest Little City In America."
- In games played in San Diego, the Aztecs are 10-1 vs. Nevada and have won eight straight.
- Junior forward **Matt Mitchell** has a 7-2 career record and has averaged 11.7 points and 5.3 rebounds against the Wolf Pack.
- All-time series meetings against Nevada can be found in the column on page four.

Player	Record	GP	GS	Min.-Avg.	FG-A	Pct.	3FG-A	Pct.	FT-A	Pct.	OR	DR	TR	RPG	Ast.	TO	Blk.	Stl.	Pts.	PPG
Matt Mitchell	7-2	9	9	255-28.3	36-86	.419	14-40	.350	19-26	.731	6	42	48	5.3	10	21	3	9	105	11.7
Nathan Mensah	3-1	4	4	70-17.5	8-19	.421	0-0	.000	8-10	.800	6	10	16	4.0	3	5	3	2	24	6.0
Trey Pulliam	3-0	3	1	67-22.3	7-15	.467	0-3	.000	4-4	1.000	1	7	8	2.7	1	1	0	1	18	6.0
Jordan Schakel	7-2	9	6	166-18.4	13-30	.433	11-23	.478	7-10	.700	2	16	18	2.0	6	3	1	2	42	4.7
Aguek Arop	5-1	6	0	90-15.0	8-18	.444	1-3	.333	2-5	.400	7	12	19	3.2	3	1	2	2	19	3.2
Lamont Butler	1-0	1	0	9-9.0	1-2	.500	1-1	1.000	0-0	.000	0	1	1	1.0	0	1	0	0	3	3.0
Adam Seiko	5-1	6	1	81-13.5	2-8	.250	1-7	.143	2-2	1.000	1	5	6	1.0	2	7	0	2	7	1.2
Terrell Gomez	1-0	1	0	24-24.0	0-5	.000	0-2	.000	0-0	.000	0	0	0	0.0	3	1	0	0	0	0.0
Joshua Tomaic	1-0	1	0	14-14.0	0-3	.000	0-0	.000	0-0	.000	2	1	3	3.0	0	0	0	1	0	0.0
Jared Barnett	1-0	1	0	1-1.0	0-0	.000	0-0	.000	0-0	.000	0	0	0	0.0	0	1	0	0	0	0.0
Keshad Johnson	1-0	1	0	1-1.0	0-0	.000	0-0	.000	0-0	.000	0	2	2	2.0	0	1	0	0	0	0.0

## LAST TIME VS. NEVADA

San Diego State 65, Nevada 20

Jan. 7, 2021 | Steve Fisher Court at Viejas Arena | San Diego, Calif. | Attn: 0

**SAN DIEGO** - Matt Mitchell recorded the second double double of his career, with 20 points and 10 rebounds, and the San Diego State men's basketball team defeated the Nevada Wolf Pack 65-60 on Thursday night in Viejas Arena.

Nevada led 60-58 with 2:04 to play, when senior guard Jordan Schakel hit a three pointer to put SDSU up 61-60. Down the stretch, Mitchell and junior forward Nathan Mensah hit two free throws each to secure the victory.

## SDSU CAREER RECORD BOOK

### POINTS

Rk	Name	Years	GP	3FG
1.	Brandon Heath	04-05-06-07	125	2,189
-----				
12.	Al Skalecky	66-67-68	82	1,271
13.	Tony Ross	87-88-89	85	1,259
14.	Matt Mitchell	18-19-20-21	109	1,239

### THREE-POINT FIELD GOALS (in existence since 1986-87 season)

Rk	Name	Years	GP	3FG
1.	Brandon Heath	04-05-06-07	125	281
-----				
4.	D.J. Gay	08-09-10-11	140	219
5.	Jordan Schakel	18-19-20-21	103	172
7.	Jeremy Hemsley	16-17-18-19	134	153
8.	Matt Mitchell	18-19-20-21	109	150

### THREE-POINT FG ATTEMPTS (in existence since 1986-87 season)

Rk	Name	Years	GP	3FGA
1.	Brandon Heath	04-05-06-07	125	798
-----				
7.	Matt Shrigley	14-15-16-17	113	420
8.	Matt Mitchell	18-19-20-21	109	418
9.	Jordan Schakel	18-19-20-21	103	412

### THREE-POINT FIELD GOAL PERCENTAGE (min. 40 career three-point FG)

Rk	Name	Years	3FG/3FGA	3FG%
1.	Tony Ross	87-88-89	270/589	45.84
2.	Jordan Schakel	18-19-20-21	172/412	41.74
-----				
17.	Aqeel Quinn	14-15	82/228	35.96
18.	Matt Mitchell	18-19-20-21	150/418	35.88

### FREE THROWS

Rk	Name	Years	GP	3FGA
1.	Michael Cage	81-82-83-84	112	488
-----				
16.	Steve Copp	73-74-75-76	93	293
17.	Matt Mitchell	18-19-20-21	109	291

### FREE THROW PERCENTAGE (min. 40 career free throws)

Rk	Name	Years	FT/FTA	FT%
1.	Jordan Schakel	18-19-20-21	111/128	86.71
2.	Malachi Flynn	20	120/140	85.71
3.	Kim Goetz	78-79	135/158	85.44
-----				
11.	Chad Nelson	94-95-96-97	415/519	79.96
12.	Matt Mitchell	18-19-20-21	291/364	79.94

### BLOCKS (since 1978-79 season)

Rk	Player	Years	GP	Blks
1.	Skylar Spencer	13-14-15-16	144	303
-----				
9.	Marelo Correa	97-98-99-00-01	112	100
10.	Nathan Mensah	19-20-21	55	82

### GAMES STARTED (since 1980-81 season)

Rk	Name	Years	GP	GS
1.	Billy White	08-09-10-11	134	124
-----				
13.	two players			95
15.	Matt Mitchell	18-19-20-21	109	94

### VICTORIES (since 1975-76 season)

Rk	Name	Years	GP	Wins
1.	Skylar Spencer	13-14-15-16	144	109
-----				
10.	three players			85
13.	Matt Mitchell	18-19-20-21	109	81
-----				
16.	Leonard Allen	82-83-84-85	116	76
17.	Jordan Schakel	18-19-20-21	103	75

## SDSU AS A NATIONALLY RANKED TEAM

Date*	AP	Pts.	CO	Rcrrd.	Wks.
<b>2010-11 season - 19 weeks   Highest Rank: 4   Final Rank: 6</b>					
Oct. 28, 2010	25	158	--	0-0	PS 1
Nov. 15, 2010	25	162	--	1-0	2
Nov. 22, 2010	18	567	22	4-0	3
Nov. 29, 2010	17	594	19	6-0	4
Dec. 6, 2010	14	759	15	8-0	5
Dec. 13, 2010	11	914	10	10-0	6
Dec. 20, 2010	7	1,134	7	12-0	7
Dec. 27, 2010	7	1,157	7	14-0	8
Jan. 3, 2011	6	1,198	6	15-0	9
Jan. 10, 2011	6	1,249	6	17-0	10
Jan. 17, 2011	6	1,294	6	19-0	11
Jan. 24, 2011	4	1,386	4	20-0	12
Jan. 31, 2011	7	1,218	7	21-1	13
Feb. 7, 2011	6	1,259	6	23-1	14
Feb. 14, 2011	6	1,256	6	25-1	15
Feb. 21, 2011	6	1,327	4	27-1	16
Feb. 28, 2011	9	1,151	9	27-2	17
Mar. 7, 2011	7	1,197	6	29-2	18
Mar. 14, 2011	6	1,322	5	32-2	F 19
<b>2011-12 season - 12 weeks   Highest Rank: 13   Final Rank: 22</b>					
Dec. 26, 2011	25	119	--	11-2	1
Jan. 2, 2012	24	196	25	12-2	2
Jan. 9, 2012	22	313	22	13-2	3
Jan. 16, 2012	16	621	16	15-2	4
Jan. 23, 2012	13	832	12	17-2	5
Jan. 30, 2012	17	566	17	18-3	6
Feb. 6, 2012	13	728	14	20-3	7
Feb. 13, 2012	13	688	15	20-4	8
Feb. 20, 2012	24	176	25	20-6	9
Feb. 27, 2012	21	304	23	22-6	10
Mar. 5, 2012	18	441	21	24-6	11
Mar. 12, 2012	22	223	23	26-7	F 12
<b>2012-13 season - 12 weeks   Highest Rank: 15</b>					
Oct. 26, 2012	20	463	20	0-0	PS 13
Nov. 12, 2012	25	128	23	0-1	14
Nov. 19, 2012	25	98	25	2-1	15
Nov. 26, 2012	23	182	21	4-1	16
Dec. 3, 2012	17	410	15	5-1	17
Dec. 10, 2012	18	491	15	7-1	18
Dec. 17, 2012	18	493	15	8-1	19
Dec. 24, 2012	17	557	16	11-1	20
Dec. 31, 2012	19	437	17	11-2	21
Jan. 7, 2013	16	591	15	12-2	22
Jan. 14, 2013	15	704	14	14-2	23
Jan. 28, 2013	22	302	20	16-4	1
<b>2013-14 season - 16 weeks   Highest Rank: 5   Final Rank: 13</b>					
Dec. 2, 2013	24	150	--	5-1	1
Dec. 9, 2013	25	159	24	7-1	2
Dec. 16, 2013	24	176	23	7-1	3
Dec. 23, 2013	20	378	20	9-1	4
Dec. 30, 2013	21	371	19	10-1	5
Jan. 6, 2014	13	823	15	12-1	6
Jan. 13, 2014	10	1,020	11	14-1	7
Jan. 20, 2014	7	1,211	7	16-1	8
Jan. 27, 2014	5	1,337	5	18-1	9
Feb. 3, 2014	5	1,370	5	19-1	10
Feb. 10, 2014	5	1,373	5	21-1	11
Feb. 17, 2014	6	1,232	7	22-2	12
Feb. 24, 2014	13	886	13	23-3	13
Mar. 3, 2014	10	995	10	25-3	14
Mar. 10, 2014	8	1,143	7	27-3	15
Mar. 17, 2014	13	890	11	29-4	F 16

\* - indicates date of poll. PS - preseason ranking. F - final ranking.  
Continued in the column on the next page.

In a game in which neither team led by more than seven points, there were six lead changes and seven ties, San Diego State improves to 8-3 overall and 2-1 in Mountain West Conference action.

Mensah added 16 points, including a career-best 8-of-10 from the free throw line, and seven rebounds for the Aztecs. Trey Pulliam, a senior guard, added 10 points, reaching double figures for the second time in his major college career.

The teams got off to a hot shooting start. The Aztecs went 8-of-8 to open the game and didn't miss a shot until the 12:39 mark. Over the same time span, Nevada (8-4, 3-2 MW) was 5-of-8, but the teams then went a combined 1-of-17 over the next 8:04 and a defensive battle ensued.

The teams went to the locker room with San Diego State leading 32-28. The Aztecs improved to 7-1 this season and 68-10 in the Brian Dutcher era when they lead at the half.

Mensah finished the first 20 minutes with a team-high 11 points. It marked the second game in a row the Accra, Ghana native, reached double figure scoring and the third time in his career he has had back-to-back games of 10-plus points. Mensah provided 16 of the team's 26 points in the paint and provided as many points in the lane as the entire Nevada roster.

In the second half, Mitchell scored 18 of San Diego State's 33 points and with his 20 points in the game, moved passed Chad Nelson, Kyle Spain and Xavier Thames on the program's career-scoring list. The Riverside, Calif., native, has scored 1,239 career points which ranks 13th all time for the Aztecs.

Grant Sherfield finished with a game-high 22 points for the Wolf Pack. Desmond Cambridge added 16 points.

The team's starting five provided 90.4 percent of the scoring (113-of-124 points). San Diego State's bench outscored the Nevada bench 8-to-4.

### LAST TIME OUT

**San Diego State 65, Nevada 60**

Jan. 7, 2021 | Steve Fisher Court at Viejas Arena | San Diego, Calif. | Attn: 0

**SAN DIEGO** - Matt Mitchell recorded the second double double of his career, with 20 points and 10 rebounds, and the San Diego State men's basketball team defeated the Nevada Wolf Pack 65-60 on Thursday night in Viejas Arena.

Nevada led 60-58 with 2:04 to play, when senior guard Jordan Schakel hit a three pointer to put SDSU up 61-60. Down the stretch, Mitchell and junior forward Nathan Mensah hit two free throws each to secure the victory.

In a game in which neither team led by more than seven points, there were six lead changes and seven ties, San Diego State improves to 8-3 overall and 2-1 in Mountain West Conference action.

Mensah added 16 points, including a career-best 8-of-10 from the free throw line, and seven rebounds for the Aztecs. Trey Pulliam, a senior guard, added 10 points, reaching double figures for the second time in his major college career.

The teams got off to a hot shooting start. The Aztecs went 8-of-8 to open the game and didn't miss a shot until the 12:39 mark. Over the same time span, Nevada (8-4, 3-2 MW) was 5-of-8, but the teams then went a combined 1-of-17 over the next 8:04 and a defensive battle ensued.

The teams went to the locker room with San Diego State leading 32-28. The Aztecs improved to 7-1 this season and 68-10 in the Brian Dutcher era when they lead at the half.

Mensah finished the first 20 minutes with a team-high 11 points. It marked the second game in a row the Accra, Ghana native, reached double figure scoring and the third time in his career he has had back-to-back games of 10-plus points. Mensah provided 16 of the team's 26 points in the paint and provided as many points in the lane as the entire Nevada roster.

In the second half, Mitchell scored 18 of San Diego State's 33 points and with his 20 points in the game, moved passed Chad Nelson, Kyle Spain and Xavier Thames on the program's career-scoring list. The Riverside, Calif., native, has scored 1,239 career points which ranks 13th all time for the Aztecs.

Grant Sherfield finished with a game-high 22 points for the Wolf Pack. Desmond Cambridge added 16 points.

The team's starting five provided 90.4 percent of the scoring (113-of-124 points). San Diego State's bench outscored the Nevada bench 8-to-4).

### SCHAKEL NAMED MOUNTAIN WEST PLAYER OF THE WEEK

San Diego State men's basketball player Jordan Schakel has been named the Mountain West Conference's Player of the Week for the week ending on Dec. 13.

Schakel scored 25 points, grabbed six rebounds and had two steals in the Aztecs' lone game of the week, an 80-68 victory over No. 23/23 Arizona State at Desert Financial Arena in Tempe, Ariz. With the victory San Diego State improves its record to 5-0 this year and 35-2 since the start of the 2019-20 season.

The Torrance, Calif., native was 9-of-15 from the floor (.600), including 5-of-9 from beyond the three-point line (.556) and knocked down both his free throw attempts.

His 25 points were a game and career-high for the 6-6 guard, and his five threes equaled his career best.

Schakel drew an offensive foul on preseason All-American guard Remy Martin in then games second possession, and then started his offensive barrage.

In just over two minutes, from 18:08-to-15:57 in the first half, he grabbed an offensive rebound and turned it into his first three pointer and then did it again 30 seconds later for his second trey. He had a steal and knocked down a pair of free throws to stake the Aztecs to an early 12-2 lead. Arizona State battled back to take a 32-31 lead, but with 1:22 to go before halftime, Schakel grabbed a defensive board, went coast-to-coast, and scored on a layup to put the Aztecs back in front, a lead which it took into the intermission.

Coming out of the locker room, the teams played a back and forth game for the first five minutes of the second half. At the 15 minute mark, the Sun Devils led 43-42, but then Schakel erupted.

In the next 3:40 he knocked down three treys and a jumper in the paint to help turn a one-point deficit into a 12-point lead, 57-45 with 11:20 to go. From the there, Arizona State was never able to cut the Aztecs lead to single digits. Schakel scored two more buckets down the stretch, including the team final two points, in the 12 point victory.

This is the first Mountain West weekly award of Schakel's career and the second for an Aztec, in the three weeks of the season.

### AZTECS DEBUT AT NO. 24 IN AP POLL

Running its record to 4-0 after victories over No. 22 UCLA and UC Irvine, picked to win the Pac-12 and Big West Conferences in preseason polls, respectively, and a thrilling come from behind win against Pepperdine, San Diego State men's basketball made its 2020-21 debut in the Associated Press Top 25 Poll, coming in at No. 24. The Aztecs garnered 123 points and is the only Mountain West team in this week's poll.

Monday's initial appearances in AP poll, on Dec. 7, is two days earlier than last year's team, which went on to reach No. 4 for a program-re-



cord five weeks before finishing the season at No. 6. In addition, this appearance, after the second week of competition, is the earliest week San Diego State has appeared in the poll in a year in which it was not ranked in the preseason. In 2013-14, SDSU made its debut in the poll in the fourth week of competition (No. 24 on Dec. 2, 2013) and last year's team was initially ranked in the sixth week (No. 25 on Dec. 9, 2019).

San Diego State spent 15 weeks in the AP poll last year, the third most in a season for the program, trailing only the 2010-11 team, which was ranked for 19 weeks, and the 2013-14 team, which appeared in the poll for 16 weeks.

San Diego State appears in the poll for the 82nd time since the start of the 2010-11 season, easily outdistancing all other California schools in weeks being ranked in that time frame. UCLA has appeared in the poll for 45 weeks, Saint Mary's 39 weeks, USC 12, and California 11, since the start of the 2010-11 season.

## MITCHELL NAMED MOUNTAIN WEST PLAYER OF THE WEEK

Senior forward Matt Mitchell was named the Mountain West Conference's Player of the Week for the week ending on Nov. 29. In sweeping both games last week, 73-58 over No. 22 UCLA and 77-58 versus UC Irvine, Mitchell averaged 13.0 points, 3.0 rebounds, 2.0 assists and 2.0 steals to help improve the Aztecs record to 2-0 this year and 32-2 in its last 34 games.

Against UCLA, he was one of the team leaders with 15 points. He knocked down three triples, and added two rebounds, two assists and two steals. It was the 44th time in his career he made multiple three pointers in a game, and the 15th time since the start of last season (33 games at the time). The game was the 100th of Mitchell's Aztec career, and he became the 33rd player in program history to reach the milestone.

Versus UC Irvine, the Riverside, Calif., native, finished with 11 points, four rebounds, two assists and two steals. He scored six points in the first half, with four coming in the final two minutes of the period as the Aztecs pried open a nine-point advantage at halftime en route to a 77-58 victory.

For the week, Mitchell shot .391 from the floor (9-of-23), .364 from distance (4-of-11) and knocked down 4-of-5 from the line. After two games, he leads the Aztecs in scoring, steals (4), is second in assists (4) and fourth in rebounds (6).

This is the first Mountain West weekly award of the season, the first for an Aztec this season, and the first of Mitchell's career.

## UTAH FRIENDLY

Since the start of the 2013-14 season, San Diego State 19-5 against the four schools it has played from the state of Utah, and 17-3 in regular season meetings with those four schools. In that time frame:

- SDSU is 3-1 against BYU
- SDSU is 2-1 against Utah
- SDSU is 13-3 against Utah State
- SDSU is 1-0 against Southern Utah

## ROAD (AND NEUTRAL) WARRIORS

- San Diego State owns the nation's longest road winning streak (13 games, dates back to the 2018-19 season) and had the longest road/neutral streak (16) in the nation snapped in its final game of the 2019-20 campaign.
- Since the start of the 2010-11 season, San Diego State's 74-43 (.632) record in road games is the seventh best in the nation.
- Last season the Aztecs' 16 road/neutral road wins were the most in the nation.
- San Diego State's 11-0 road record last season was the best in the nation and its 11 true road wins were tied for the third most in the nation behind Vermont (12-3) and Stephen F. Austin (12-2).
- In its lone road game this year, San Diego State defeated No. 23 Arizona State 80-68 on Dec. 10 and in its only neutral site regular season game, SDSU defeated Saint Mary's 74-49 in Mott Athletic Center on the campus of Cal Poly in San Luis Obispo, Calif.

## FLYNN TAKEN BY RAPTORS AT NO. 29 IN NBA DRAFT

- Former San Diego State guard Malachi Flynn, was selected by the Toronto Raptors in the first round (29th selection) of the 2020 NBA Draft.
- Flynn is the second Aztec selected in the first round (Kawhi Leonard, San Antonio Spurs, 2011) since Head Coach Brian Dutcher came to San Diego State prior to the 1999-2000 season, and he is the third Aztecs overall to be selected in the first round (Michael Cage, Los Angeles Clippers, 1984).
- During his single season on The Mesa, Flynn led SDSU in points (564), points per game (17.6), field goals (184), field goal attempts (417), three-point field goals (76), three-point field goal attempts (204), free throws (120), free throw attempts (140), assists (163), assists per game (5.1) and steals (56), steals per game (1.8), assist-to-turnover ratio (2.86:1), minutes (1,072) and minutes per game (33.5). In addition, he was third on the team in rebounds (143) and rebounds per game (4.5).
- Following the 2019-20 campaign, Flynn became the most decorated Aztec in a single season. He was named a consensus second-team All-American after being recognized by The Associated Press, National Association of Basketball Coaches (NABC), United States Basketball Writers of America (USBWA) and The Sporting News. With that honor, he joined SDSU Hall of Famers Michael Cage and Kawhi Leonard as the third consensus All-American in program history. In addition, he garnered second-team All-American honors from CBS Sports, NBC Sports and The Athletic and first-team distinction from Sports Illustrated and STADIUM. He was the Most Valuable Player of both the Continental Tires Las Vegas Invitational and Basketball Hall of Fame Classic, an NABC first-team All-District 17 and USBWA All-District IX performer.
- Flynn was second Aztec to be named to the John R. Wooden Award All-American Team as well as a finalist for the Bob Cousy Point Guard of the Year, Naismith National Player of the Year, and Lute Olson National Player of the Year Awards. He was first-team All-Mountain West in both the coaches and media polls. He earned the Mountain West Defensive Player of the Year, inclusion on the Mountain West All-Defensive Team in the coaches poll, and inclusion on the Mountain West All-Tournament Team. In the media poll he was Mountain West Newcomer of the Year in addition to twice garnering Mountain West Player of the Week honors and he capped his junior year being named the Mountain West Male Athlete of the Year.

## MORE ABOUT THE 2019-20 CHAMPIONS

- San Diego State won the 2019-20 Mountain West Conference regular-season title by a record five games (the previous record was three games). The Aztecs five-game margin was the largest by any team in any conference last season.
- San Diego State clinched the outright regular-season title on Feb. 11, 2020. The Aztecs were the first team in the nation to clinch its regular-season title last season and became the first team in the nation to clinch its outright regular-season title with four games remaining

## SDSU AS A NATIONALLY RANKED TEAM (continued)

### 2014-15 season - 7 weeks | Highest Rank: 13

Oct. 31, 2014	16	560	17	0-0	PS	17
Nov. 17, 2014	16	564	16	1-0		18
Nov. 24, 2014	15	736	15	3-0		19
Dec. 1, 2014	13	784	14	5-1		20
Dec. 8, 2014	18	390	16	6-2		21
Dec. 15, 2014	19	424	17	7-2		22
Feb. 23, 2015	24	117	22	22-6		1

### 2019-20 season - 15 weeks | Highest Rank: 4 | Final Rank: 6

Dec. 9, 2019	25	197	24	10-0		1
Dec. 16, 2019	20	431	20	10-0		2
Dec. 23, 2019	15	763	14	12-0		3
Dec. 30, 2019	13	780	12	13-0		4
Jan. 6, 2020	7	1,130	7	15-0		5
Jan. 13, 2020	7	1,266	6	17-0		6
Jan. 20, 2020	4	1,422	4	19-0		7
Jan. 27, 2020	4	1,408	4	21-0		8
Feb. 3, 2020	4	1,447	4	23-0		9
Feb. 10, 2020	4	1,422	4	24-0		10
Feb. 17, 2020	4	1,404	4	26-0		11
Feb. 24, 2020	5	1,287	5	26-1		12
March 2, 2020	5	1,375	5	28-1		13
March 9, 2020	6	1,261	6	30-2		14
March 18, 2020	6	1,279	6	30-2	F	15

### 2020-21 season - 3 weeks | Highest Rank: 18 |

Dec. 7, 2020	24	123	--	4-0		1
Dec. 14, 2020	18	455	20	5-0		2
Dec. 28, 2020	--	--	23	6-1		1

## MATT MITCHELL...DID YOU KNOW?

With 22 points against New Mexico on Feb. 11, 2020, senior **Matt Mitchell** became the 34th player in Aztec men's basketball to reach the 1,000-point career plateau.

### BUT...DID YOU KNOW?

Mitchell enters the 2020-21 season on the precipice of even more rarefied Aztecs territory. He is on the verge of becoming just the third player in the 99-year history of the program to amass 1,000 points, 500 rebounds, 200 assists and 100 steals in his Aztec career.

Having already surpassed 1,000 points last season and 100 career steals at Arizona State (12/10/20), Mitchell needs 26 rebounds and 9 assists to reach each of the target numbers.

When he does, he will join Trey Kell (2015-18) and Winston Shepard (2013-16) as the only Aztecs to ever post those numbers wearing an SDSU uniform.

## ELITE LEADERS

In his first three-plus seasons, head coach Brian Dutcher has led the Aztecs to 81 wins, the most by any SDSU coach in the now 100th season of basketball on The Mesa.

Since the start of the 2017-18 season only two first-time head coaches who were hired that year, have amassed at least 81 victories (through games of Jan. 7):

1. **Brian Dutcher, San Diego State (81)**  
Bob Richey, Furman (81)

## AZTECS IN THE TOP-100 NATIONALLY IN 2020-21

### TEAM RANKINGS

Scoring Defense (No. 15).....	60.1/g
Field Goal Percentage Defense (No. 25) .....	.385
Three-Point Field Goal Percentage (No. 34) .....	.383
W/L Percentage (No. 37).....	.800
Steals (No. 39).....	.83
Three-Point Field Goals per Game (No. 41).....	9.3
Three-Point Field Goals (No. 44) .....	93
Steals per Game (No. 50).....	8.3
Turnover Margin (No. 51).....	+3.4
Scoring Margin (No. 53).....	+12.3
Turnovers per Game (No. 60).....	11.8
Three-Point Field Goal Attempts (No. 73).....	243
Blocks (No. 81).....	36
Free Throws Made (No. 83).....	143
Assist-to-Turnover Ratio (No. 86).....	1.18:1
Free Throw Percentage (No. 93).....	.730

### PLAYER RANKINGS

#### Nathan Mensah (Forward)

Blocked Shots (No. 27).....	21
Blocked Shots per Game (No. 36).....	2.10
Double Doubles (No. 82) .....	2
Rebounds (No. 92).....	75

#### Matt Mitchell (Forward)

Free Throw Attempts (No. 16).....	67
Free Throws (No. 17).....	53

#### Trey Pulliam (Guard)

Assist-to-Turnover Ratio (No. 31).....	3.00:1
--	--------

#### Jordan Schakel (Guard)

Three-Point Field Goal Percentage (No. 31).....	.462
Three Point Field Goals per Game (No. 33).....	3.00
Three-Point Field Goals (No. 33) .....	30
Three-Point Field Goal Attempts (No. 71).....	65

## AP APPEARANCES (since 2010-11)

California schools ranked by total number of appearances.

Rk.	Team	No.
1.	San Diego State	83
2.	UCLA	45
3.	Saint Mary's	39
4.	USC	12
5.	California	11

since Steph Curry's Davidson team in 2007-08.

- San Diego State became the fourth team this century to clinch a regular season outright championship with four games to play.

Team	Year	Conference	Gms. Remaining when Clinched	Final Record	NCAA Result
San Diego State	2019-20	Mountain West	4	30-2	N/A
Davidson	2007-08	Southern	4	29-7	Elite Eight
Stanford	2003-04	Pac-10	4	30-2	Second Round
Cincinnati	1999-00	Conference USA	4	29-4	Second Round

San Diego State finished league play with the best Mountain West Conference record in league history.

Rk. Team	Season	MW Record	Pct.	Top Scorers
1. San Diego State	2019-20	17-1	.944	Malachi Flynn (17.6), Matt Mitchell (12.2), Yanni Weitzell (11.5)
2. Utah	2004-05	13-1	.929	Andrew Bogut (20.4), Marc Jackson (10.7)
3. San Diego State	2015-16	16-2	.889	Trey Kell (12.6), Jeremy Hemsley (12.0), W. Shepard (11.3)
San Diego State	2013-14	16-2	.889	Xavier Thames (17.6), Winston Shepard (11.6)

- San Diego State's 15-0 conference record was the best start for a Mountain West team in the history of the league.

## 2020-21 SAN DIEGO STATE ALPHABETICAL ROSTER

### Most Recent Division I Season

No.	Name	Pos.	Ht.	Wt.	Yr.	Exp.	PPG	RPG	APG	Hometown (High School/Previous School)
14	Cade Alger	F	6-9	190	RFr.	TR	--	--	--	Ripon, Calif. (Ripon Christian High/Seattle U)
33	Aguek Arop	F	6-6	220	Jr.	2L	3.0	2.2	0.3	Omaha, Neb. (Omaha South High)
21	Jared Barnett	G	6-1	145	So.	1L	0.3	0.0	0.2	Los Angeles, Calif. (Westchester High)
42	Triston Broughton	G	6-4	190	Fr.	HS	--	--	--	Ladera Ranch, Calif. (Tesoro High)
24	Tyler Broughton	G	6-4	190	Fr.	HS	--	--	--	Ladera Ranch, Calif. (Tesoro High)
5	Lamont Butler	G	6-2	200	Fr.	HS	--	--	--	Moreno Valley, Calif. (Riverside Poly High)
10	Keith Dinwiddie Jr.	G	6-0	185	Fr.	HS	--	--	--	Los Angeles, Calif. (Fairfax Senior High)
12	Che Evans	F	6-5	210	Fr.	HS	--	--	--	Philadelphia, Pa. (Neumann-Goretti High)
3	Terrell Gomez <sup>^</sup>	G	5-8	165	Sr.	TR	19.8	2.3	2.3	Los Angeles, Calif. (Middlebrooks Academy/CSUN)
0	Keshad Johnson	F	6-7	210	So.	1L	1.9	1.7	0.2	Oakland, Calif. (San Leandro High)
31	Nathan Mensah	F	6-10	230	Jr.	2L	6.4	6.4	0.3	Labadi, Accra, Ghana (Findlay Prep (Nev.))
11	Matt Mitchell	F	6-6	235	Sr.	3L	12.2	4.8	1.7	Riverside, Calif. (Roosevelt High)
32	Derek Morhar	G	6-5	165	Fr.	HS	--	--	--	Calabasas, Calif. (Calabasas High)
4	Trey Pulliam	G	6-3	180	Sr.	1L	3.3	1.9	1.9	Bryan, Texas (Consolidated High/Navarro College)
20	Jordan Schakel	G	6-6	200	Sr.	3L	10.0	3.4	0.6	Torrance, Calif. (Bishop Montgomery High)
2	Adam Seiko	G	6-3	210	Jr.	2L	2.9	1.0	0.6	Boston, Mass. (Sierra Canyon High (Calif.))
23	Joshua Tomiać	F	6-9	230	Sr.	TR	1.1	0.5	0.0	Lanzarote, Spain (Canarias Academy/University of Maryland)

<sup>^</sup> - Stats from the final full season of competition at previous Division I institution

## 2020-21 SAN DIEGO STATE NUMERICAL ROSTER

### Most Recent Division I Season

No.	Name	Pos.	Ht.	Wt.	Yr.	Exp.	PPG	RPG	APG	Hometown (High School/Previous School)
0	Keshad Johnson	F	6-7	210	So.	1L	1.9	1.7	0.2	Oakland, Calif. (San Leandro HS)
2	Adam Seiko	G	6-3	210	Jr.	2L	2.9	1.0	0.6	Boston, Mass. (Sierra Canyon High (Calif.))
3	Terrell Gomez <sup>^</sup>	G	5-8	165	Sr.	TR	19.8	2.3	2.3	Los Angeles, Calif. (Middlebrooks Academy/CSUN)
4	Trey Pulliam	G	6-3	180	Sr.	1L	3.3	1.9	1.9	Byron, Texas (Consolidated High/Navarro College)
5	Lamont Butler	G	6-2	200	Fr.	HS	--	--	--	Moreno Valley, Calif. (Riverside Poly High)
10	Keith Dinwiddie Jr.	G	6-0	185	Fr.	HS	--	--	--	Los Angeles, Calif. (Fairfax Senior High)
11	Matt Mitchell	F	6-6	235	Sr.	3L	12.2	4.8	1.7	Riverside, Calif. (Roosevelt High)
12	Che Evans	F	6-5	210	Fr.	HS	--	--	--	Philadelphia, Pa. (Neumann-Goretti High)
14	Cade Alger	F	6-9	190	RFr.	TR	--	--	--	Ripon, Calif. (Ripon Christian High/Seattle U)
20	Jordan Schakel	G	6-6	200	Sr.	3L	10.0	3.4	0.6	Torrance, Calif. (Bishop Montgomery High)
21	Jared Barnett	G	6-1	145	So.	1L	0.3	0.0	0.2	Los Angeles, Calif. (Westchester High)
23	Joshua Tomiać	F	6-9	230	Sr.	TR	1.1	0.5	0.0	Lanzarote, Canary Islands, Spain (Canarias Academy/Maryland)
24	Tyler Broughton	G	6-4	190	Fr.	HS	--	--	--	Ladera Ranch, Calif. (Tesoro High)
31	Nathan Mensah	F	6-10	230	Jr.	2L	6.4	6.4	0.3	Labadi, Accra, Ghana (Findlay Prep (Nev.))
32	Derek Morhar	G	6-5	165	Fr.	HS	--	--	--	Calabasas, Calif. (Calabasas High)
33	Aguek Arop	F	6-6	220	Jr.	2L	3.0	2.2	0.3	Omaha, Neb. (Omaha South High)
42	Triston Broughton	G	6-4	190	Fr.	HS	--	--	--	Ladera Ranch, Calif. (Tesoro High)

<sup>^</sup> - Stats from the final full season of competition at previous Division I institution

### Head Coach:

Brian Dutcher (Minnesota, 1982), Fourth Season (22nd Season Overall at SDSU)

### Assistant Coaches:

David Velasquez (San Diego State, 2007), Eighth Season (19th Season Overall at SDSU)

Chris Acker (Chaminade, 2004), Second Season (Second Season Overall at SDSU)

Jay Morris (Cal State Dominguez Hills, 2010), Third Season (Third Season Overall at SDSU)

### Assistant to the Head Coach:

Mark Fisher (Michigan, 2001), Eighth Season (19th Season Overall at SDSU)

### Assistant A.D. - Director of Operations:

Matt Soria (San Diego State, 2002), 14th Season (21st Season Overall at SDSU)

### Director of Player Development:

JD Pollock (Kennesaw State, 2009), Fourth Season (Fourth Season Overall at SDSU)

## PRONUNCIATIONS

Cade Alger  
AL-jer (like Alger Hiss)

Keith Dinwiddie  
DIN-wid-ee

Keshad Johnson  
KEY-shawd

Trey Pulliam  
tray pull-EE-um

Joshua Tomiać  
toe-MY-itch

Aguek Arop  
uh-GWUK uh-ROPE

Che Evans  
shay

Nathan Mensah  
MEN-suh

Jordan Schakel  
SHACK-ull

Triston & Tyler Broughton  
BROUGHT-in

Terrell Gomez  
TUH-rel

Derek Morhar  
MORE-har

Adam Seiko  
SAY-ko

# SDSU BROADCAST ROSTER

San Diego State vs. Nevada | Steve Fisher Court at Viejas Arena | San Diego, Calif. | Jan. 9, 2021



**# 0**

**Keshad Johnson**

Forward  
6-7, 210, Sophomore - 1L  
Oakland, Calif.  
San Leandro High

PPG: 3.9 RPG: 2.7 APG: 0.7  
FG%: 47.4 3FG%: 37.5 FT%: 42.9




**# 2**

**Adam Seiko**

Guard  
6-3, 210, Junior - 2L  
Boston, Mass.  
Sierra Canyon High (Calif.)

PPG: 3.7 RPG: 2.6 APG: 1.4  
FG%: 31.3 3FG%: 33.3 FT%: 80.0



**# 3**

**Terrell Gomez**

Guard  
5-8, 165, Senior - TR  
Los Angeles, Calif.  
Middlebrooks Academy/CSUN

PPG: 8.6 RPG: 1.0 APG: 2.5  
FG%: 43.7 3FG%: 43.5 FT%: 100



**# 4**

**Trey Pulliam**

Guard  
6-3, 180, Senior - 1L  
Bryan, Texas  
Consolidated High/Navarro College

PPG: 5.8 RPG: 2.8 APG: 3.3  
FG%: 37.7 3FG%: 21.4 FT%: 60.0



**# 5**

**Lamont Butler**

Guard  
6-2, 200, Freshman - HS  
Moreno Valley, Calif.  
Riverside Poly High

PPG: 2.2 RPG: 0.8 APG: 0.6  
FG%: 40.0 3FG%: 33.3 FT%: 100



**# 10**

**Keith Dinwiddie Jr.**

Guard  
6-0, 185, Freshman - HS  
Los Angeles, Calif.  
Fairfax Senior High

PPG: 6.0 RPG: 0.3 APG: 0.0  
FG%: 46.2 3FG%: 54.5 FT%: 00.0



**# 11**

**Matt Mitchell**

Forward  
6-6, 235, Senior - 3L  
Riverside, Calif.  
Roosevelt High

PPG: 15.4 RPG: 4.9 APG: 1.8  
FG%: 44.3 3FG%: 36.6 FT%: 79.1




**# 12**

**Che Evans**

Forward  
6-5, 210, Freshman - HS  
Philadelphia, Pa.  
Neumann-Goretti High

PPG: 0.7 RPG: 0.3 APG: 0.3  
FG%: 25.0 3FG%: 00.0 FT%: 00.0



**# 14**

**Cade Alger**

Forward  
6-9, 190, Redshirt Freshman - TR  
Ripon, Calif.  
Ripon Christian High/Seattle U

PPG: 0.0 RPG: 0.0 APG: 0.0  
FG%: 00.0 3FG%: 00.0 FT%: 00.0



**# 20**

**Jordan Schakel**

Forward  
6-6, 200, Senior - 3L  
Torrance, Calif.  
Bishop Montgomery High

PPG: 13.9 RPG: 4.3 APG: 1.0  
FG%: 45.7 3FG%: 46.2 FT%: 95.8



**# 21**

**Jared Barnett**

Guard  
6-1, 145, Sophomore - SQ  
Los Angeles, Calif.  
Westchester High

PPG: 0.0 RPG: 0.5 APG: 0.5  
FG%: 00.0 3FG%: 00.0 FT%: 00.0



**# 23**

**Joshua Tomaic**

Forward  
6-9, 230, Senior - TR  
Lanzarote, Canary Islands, Spain  
Canarias Academy/Maryland

PPG: 4.2 RPG: 3.0 APG: 0.8  
FG%: 52.9 3FG%: 30.0 FT%: 60.0




**# 24**

**Tyler Broughton**

Guard  
6-4, 190, Freshman - HS  
Ladera Ranch, Calif.  
Tesoro High

PPG: 0.0 RPG: 0.0 APG: 0.0  
FG%: 00.0 3FG%: 00.0 FT%: 00.0



**# 31**

**Nathan Mensah**

Forward  
6-10, 230, Junior - 2L  
Labadi, Accra, Ghana  
Findley Prep (Nev.)

PPG: 10.2 RPG: 7.5 APG: 0.8  
FG%: 62.3 3FG%: 00.0 FT%: 68.4



**# 32**

**Derek Morhar**

Guard  
6-5, 165, Freshman - HS  
Calabasas, Calif.  
Calabasas High

PPG: 0.0 RPG: 0.0 APG: 0.0  
FG%: 00.0 3FG%: 00.0 FT%: 00.0



**# 33**

**Aguek Arop**

Forward  
6-6, 220, Junior - 2L  
Omaha, Neb.  
Omaha South High

PPG: 4.6 RPG: 2.9 APG: 1.3  
FG%: 36.8 3FG%: 20.0 FT%: 46.7



**# 42**

**Triston Broughton**

Guard  
6-4, 190, Freshman - HS  
Ladera Ranch, Calif.  
Tesoro High

PPG: 0.0 RPG: 0.0 APG: 0.0  
FG%: 00.0 3FG%: 00.0 FT%: 00.0



Head Coach

**Brian Dutcher**

4th season (81-28, 40-16 MW)  
2019-20 Honors  
USA Today National Coach of the Year  
NABC Division I District 17 Coach of the Year  
USBWA District IX Coach of the Year  
MW Coach of the Year (coaches & media)  
Naismith Coach of the Year Finalist



# BRIAN DUTCHER

Head Coach

Fourth Season • 22nd Season Overall at SDSU • Minnesota, 1982

Brian Dutcher enters his fourth season as San Diego State head coach after three years in which he led the Aztecs to three Mountain West title games, its conference-record 11th and 12th Mountain West crowns and back to the NCAA tournament for the first time since 2015. He is the only coach in the 99-year history of San Diego State men's basketball to win at least 20 games in each of his first three seasons at the helm of the program, and over the summer signed a contract extension which will keep him on The Mesa through the 2025-26 season.

In 2019-20 his squad ripped off a program-record 26 straight wins to open the season and peaked, for eight weeks, at a No. 4 ranking in both the Associated Press and USA Today Coaches top-25 polls, before finishing the regular season at No. 6. The Aztecs went 30-2 on the year, including 17-1 in Mountain West play and Dutcher earned *USA Today* National Coach of the Year, Mountain West Coach of the Year (in both the coaches and media polls), National Association of Basketball Coaches (NABC) Division I District 17 Coach of the Year and United States Basketball Writers Association (USBWA) District IX Coach of the Year. In addition, he was one of five finalists for the 2020 Werner Ladder Naismith Men's College Coach of the Year Award.

In program history, his team's 30 wins in 2019-20 are the third most in a season and its two defeats are the fewest. SDSU's 17 wins in conference play are the most in program history, and its one loss is the fewest in the Aztecs' Division I era and equals the fewest since 1926-27, when it moved from junior college competition to the National Association of Intercollegiate Athletics (NAIA). San Diego State opened the 2019-20 league slate with a 15-game winning streak which set a new Mountain West record.

Led by junior guard and consensus All-American Malachi Flynn, the team won the Continental Tires Las Vegas Invitational with a blow out victory over Creighton and a 16-point comeback win against Iowa in the championship game. A month later, the Aztecs handed Utah a 28-point drubbing in the Basketball Hall of Fame Classic three days after the Utes defeated then No. 6 Kentucky.

In addition to Flynn, forwards Matt Mitchell and Yanni Wetzell and guard KJ Feagin, were recognized by the MW in its postseason awards as well as numerous national outlets.

With the expected return for the postseason of forward Nathan Mensah, who had been sidelined for the final 19 games of the year, San Diego State was poised for a deep run in the NCAA Tournament. The Aztecs were projected to be either a No. 1 or No. 2 seed and some felt were a Final Four team, but the coronavirus pandemic put an end to the postseason and fans were left to wonder what could have been.

In 2017-18, his inaugural season as Aztecs head coach, Dutcher was the only Division I head coach to guide his team to the NCAA Tournament after going 22-10 in the regular season, including winning the 2018 Mountain West Tournament championship.

Dutcher, who took the helm of the program following Steve Fisher's retirement announcement on April 11, 2017, was on The Mesa for all 18 of Fisher's seasons. He held the title of associate head coach/head coach in waiting for the six years prior to his ascension to the top job and is the 15th head coach in the program's history.

Over the course of his 21 years at San Diego State, Dutcher has helped the Aztecs reach the postseason 14 times, including nine trips to the NCAA tournament, win a conference-best 12 Mountain West titles and record 15 seasons of at least 20 victories.

Since 2008-09, Dutcher and SDSU twice advanced to the NCAA Sweet 16 (2011, 2014) and NIT semifinal round (2009, 2016), won at least 25 games eight times and captured nine MW championships (six regular season, three tournament).

Dutcher arrived at San Diego State shortly after Fisher was hired on March 26, 1999. In his first year in "America's Finest City," the Aztecs won only five games, but improved upon their win total from the season before. After that, San Diego State posted a 14-14 record in 2000-01, before winning the 2002 MW Championship, earning an NCAA tournament bid, and finishing with a 21-12 record. The 2002-03 campaign saw SDSU receive an NIT invitation, which culminated in the program's first Division I postseason victory.

After helping attract the program's first McDonald's All-American to the 2002-03 squad, Dutcher assisted in securing the signatures of future starters and all-league performers Brandon Heath and Marcus Slaughter. The duo started their first two seasons on The Mesa, leading to the 2005-06 campaign that produced the school's first MW regular-season and tournament title sweep.

The Aztecs advanced to the NCAA tournament and ultimately won a then-school-record 24 games. That appearance led to a string of 10 consecutive postseason berths.

From the 2006-07 campaign through 2008-09, San Diego State registered 20 or more wins and went to three straight NITs. In 2009, the Aztecs advanced to the NIT semifinals and broke the previous school record with 26 victories. That run to the 2009 NIT semifinals was a springboard to the most successful run in SDSU basketball history. Led by future NBA first-round draft pick and two-time NBA champion Kawhi Leonard, the 2009-10 Aztecs won the MW Championship, advanced to the NCAA tournament and fell four points shy of moving on to the second round before finishing with a 25-9 record.

The NCAA experience from the 2009-10 squad proved fruitful in 2010-11, when it returned all five starters, including Leonard, and freshman Jamaal Franklin, who would turn out to be a future MW Player of the Year and NBA draft selection. With Dutcher on staff, SDSU won its first 20 games of the year, shared the MW regular-season title, and captured the MW tournament crown. The Aztecs moved on to the NCAA tournament as a No. 2 seed and won the program's first Division I NCAA tournament game. San Diego State, which was ranked as high as No. 4 and received first-place votes at one point in the season, advanced to the Sweet 16 and fell to the eventual national champion, finishing with a school-record 34 wins, a mark that still stands today. The Aztecs' also found themselves in the final top-25 polls, ranking sixth in the AP and 11th in the USA Today Coaches Poll. Five months after SDSU's record-setting 2010-11 campaign, the University elevated Dutcher to associate head coach/head coach in waiting.

In his first season with his new title, Dutcher and the Aztecs advanced to the 2012 NCAA tournament as an

at-large team and recorded 26 wins. The next season, San Diego State was again an at-large selection to the NCAA tournament, moved on to the round of 32 for the second time in three years and finished with 23 victories.

Another NCAA Sweet 16 run was in the cards in Dutcher's third season as the head coach in waiting. The Aztecs opened the campaign by winning 21 of their first 22 games, including 20 in a row at one point, and were led by seniors Xavier Thames, who would become an NBA draft pick, and Josh Davis. SDSU won the program's second outright Mountain West regular-season title and later swept through two games in Spokane, Washington, to secure its second Sweet 16 appearance in four seasons. San Diego State compiled 31 wins and finished the season ranked 13th in the AP and 12th in the Coaches after rising to as high as fifth nationally in both polls.

The 2014-15 campaign saw the Aztecs spend their fifth straight season in the top 25. In the process of winning 27 games, San Diego State grabbed its second straight MW regular-season crown and earned an at-large invitation to the NCAA tournament where they defeated St. John's in the round of 64. One season later, the Aztecs found themselves in the NIT after winning the MW by three games with a 16-2 record. Nevertheless, San Diego State won three games and qualified for the NIT national semifinals, eventually logging 28 victories.

SDSU completed the 2016-17 slate with a 19-14 record despite experiencing a rash of injuries. The 2016 Hawaiian Airlines Diamond Head Classic champions entered 2017-18 as one of 12 teams to have won at least 19 games in 12 consecutive seasons, which was a sign of things to come in Dutcher's first year.

Dutcher's first roster as head coach featured a pair of seniors that had won multiple Mountain West titles and owned NCAA tournament experience in Trey Kell and Malik Pope.

Prior to coming to SDSU, Dutcher spent 10 seasons on Steve Fisher's bench at Michigan, where the program reached the postseason each year and participated in the NCAA Tournament eight times, including three trips to the Final Four and the championship game including a national championship in 1989.

## Brian Dutcher Year-By-Year (Division I Only)

Year	School (Position)	Overall		Conference		Postseason; Championships
		W-L	Pct.	W-L	Pct.	
1988-89	Michigan (AC)	30-7	.811	12-6	.667	NCAA Champions
1989-90	Michigan (AC)	23-8	.742	12-6	.667	NCAA 2nd Round
1990-91	Michigan (AC)	14-15	.483	7-11	.389	NIT 1st Round
1991-92	Michigan (AC)	25-9	.735	11-7	.611	NCAA Runner-Up
1992-93	Michigan (AC)	31-5	.861	15-3	.833	NCAA Runner-Up
1993-94	Michigan (AC)	24-8	.750	13-5	.722	NCAA Regional Finalist
1994-95	Michigan (AC)	17-14	.548	11-7	.611	NCAA 1st Round
1995-96	Michigan (AC)	20-12	.625	10-8	.556	NCAA 1st Round
1996-97	Michigan (AC)	24-11	.686	9-9	.500	NIT Champions
1997-98	Michigan (AC)	25-9	.735	11-5	.688	NCAA 2nd Round; Big 10 Tournament
10 Seasons at UM		233-98	.704	111-67	.624	8 NCAAAs, 10 Postseason Appearances
Year	School (Position)	Overall		Conference		Postseason; Championships
		W-L	Pct.	W-L	Pct.	
1999-00	SDSU (Asst. HC)	5-23	.179	0-14	.000	
2000-01	SDSU (Asst. HC)	14-14	.500	4-10	.286	
2001-02	SDSU (Asst. HC)	21-12	.636	7-7	.500	NCAA 1st round; MW Tournament
2002-03	SDSU (Asst. HC)	16-14	.533	6-8	.429	NIT second round
2003-04	SDSU (Asst. HC)	14-16	.467	5-9	.357	
2004-05	SDSU (Asst. HC)	11-18	.379	4-10	.286	
2005-06	SDSU (Asst. HC)	24-9	.727	13-3	.813	NCAA 1st Round; MW RS, Tournament
2006-07	SDSU (Asst. HC)	22-11	.667	10-6	.625	NIT 2nd Round
2007-08	SDSU (Asst. HC)	20-13	.606	9-7	.563	NIT 1st Round
2008-09	SDSU (Asst. HC)	26-10	.722	11-5	.688	NIT Semifinals
2009-10	SDSU (Asst. HC)	25-9	.735	11-5	.688	NCAA 1st Round; MW Tournament
2010-11	SDSU (Asst. HC)	34-3	.919	14-2	.875	NCAA Sweet 16; MW RS, Tournament
2011-12	SDSU (HCIW)	26-8	.765	10-4	.714	NCAA 2nd Round; MW RS
2012-13	SDSU (HCIW)	23-11	.676	9-7	.563	NCAA 3rd Round
2013-14	SDSU (HCIW)	31-5	.861	16-2	.889	NCAA Sweet 16; MW RS
2014-15	SDSU (HCIW)	27-9	.750	14-4	.778	NCAA 3rd Round; MW Co-RS
2015-16	SDSU (HCIW)	28-10	.737	16-2	.889	NIT Semifinals; MW RS
2016-17	SDSU (HCIW)	19-14	.576	9-9	.500	
2017-18	SDSU (HC)	22-11	.667	11-7	.611	NCAA 1st Round; MW Tournament
2018-19	SDSU (HC)	21-13	.617	11-7	.611	
2019-20	SDSU (HC)	30-2	.966	17-1	.944	MW Regular Season (postseason canceled)
2020-21	SDSU (HC)	8-2	.800	2-1	.667	
22nd Season at SDSU		467-237	.663	209-130	.617	9 NCAAAs, 14 Postseason Appearances
32nd Season Career Totals		Overall		Conference		Postseason
		W-L	Pct.	W-L	Pct.	
		700-335	.676	320-197	.619	17 NCAAAs, 24 Postseason Appearances

## SEASON/CAREER HIGHS

### Points

Season	14 vs. UC Irvine (11/27/20)
Career	14 vs. UC Irvine (11/27/20)

### Rebounds

Season	5 vs. St. Katherine (12/2/20)
Career	10 vs. Texas Southern (11/5/19)

### Assists

Season	2 vs. St. Katherine (12/2/20)
	2 vs. UCLA (11/25/20)
Career	2 vs. St. Katherine (12/2/20)
	2 vs. UCLA (11/25/20)
	2 vs. Cal Poly (12/28/19)

### Field Goals

Season	4 vs. St. Katherine (12/2/20)
	4 vs. UC Irvine (11/27/20)
Career	4 vs. St. Katherine (12/2/20)
	4 vs. UC Irvine (11/27/20)

### Field Goals Attempted

Season	8 vs. UC Irvine (11/27/20)
Career	12 vs. Texas Southern (11/5/19)

### Three-Point Field Goals

Season	3 vs. UC Irvine (11/27/20)
Career	3 vs. UC Irvine (11/27/20)

### Three-Point FG Attempted

Season	5 vs. UC Irvine (11/27/20)
Career	7 vs. Texas Southern (11/5/19)

### Free Throws

Season	3 vs. UC Irvine (11/27/20)
Career	3 vs. UC Irvine (11/27/20)
	3 vs. San Diego Christian (12/18/19)

### Free Throws Attempted

Season	5 vs. Pepperdine (12/6/20)
Career	5 vs. Pepperdine (12/6/20)

### Steals

Season	1 vs. Saint Mary's (12/22/20)
	1 vs. UC Irvine (11/27/20)
Career	3 vs. Texas Southern (11/5/19)

### Blocked Shots

Season	2 vs. Saint Mary's (12/22/20)
Career	2 vs. Saint Mary's (12/22/20)

### Minutes Played

Season	19:28 vs. St. Katherine (12/2/20)
Career	21 vs. San Diego Christian (12/18/19)



# 0 • KESHAD JOHNSON

FORWARD • 6-7 • 210 • SOPHOMORE - 1L  
OAKLAND, CALIF. (SAN LEANDRO HIGH)

### Rankings

- **MW** - No. 15 - Blocked Shots (0.71/g)

### Quick Hits

- Pronounced KEY-shawd
- A four-star prospect (ESPN) and one of the top-25 high school players in the state of California in his senior season.
- As a senior led his team with 14.4 points, 8.0 rebounds, 3.0 assists, 2.3 blocks, 1.9 steals with nine double doubles.
- As a junior at Envision Academy in Oakland, Calif., he averaged 24.0 points, 12.4 rebounds, 4.2 blocks, 3.4 assists and 2.8 steals while leading the team to the CIF Boys Basketball Division V playoffs.
- Is undefeated in his college career in games in which he has appeared (20-0).

### Season Highlights

- Grabbed three rebounds, had two steals, a block and two points vs. No. 22/21 UCLA (11/25).
- Scored a career-best 14 pts, including 3 three-pts vs. UC Irvine (11/27) to lead the team in scoring.
- Versus St. Katherine (12/2) equaled career-bests with four FGs and two assists, and set a season-high with five rebounds.
- Attempted a career-high five FTs vs. Pepperdine (12/6).
- Recorded the first multi-block game of his career (2) vs. Saint Mary's (12/22).

### Trending

- Has increased his percentages on all shooting categories from last year to this year.
- Has five blocks in seven games (80 total minutes) versus 1 block in 18 games (107 total minutes) in 2019-20.

## 2020-21 GAME-BY-GAME STATISTICS

Opponent	GS	MP	FG	3FG	FT	O-D-R	PF	TP	A	TO	S	B
UCLA	13	1-2	0-0	0-0	2-1-3	0	2	2	0	0	1	
UC Irvine	17	4-8	3-5	3-4	2-2-4	0	14	0	1	1	0	
St. Katherine	19	4-6	0-2	1-1	1-4-5	1	9	2	1	0	1	
Pepperdine	5	0-0	0-0	1-5	0-0-0	0	1	0	0	0	0	
at Arizona State	DNT											
BYU	9	0-2	0-0	0-0	2-0-2	0	0	0	0	0	0	
vs. Saint Mary's	13	0-0	0-0	1-2	0-4-4	3	1	1	1	1	2	
Colorado State	5	0-1	0-1	0-2	0-1-1	0	0	0	1	0	1	
Colorado State	INJ											
Nevada	INJ											
Nevada												
at Utah State												
at Utah State												
at Air Force												
at Air Force												
Wyoming												
Wyoming												
at New Mexico												
at New Mexico												
San Jose State												
San Jose State												
at Fresno State												
at Fresno State												
Boise State												
Boise State												
at UNLV (Postponed)												
at UNLV (Postponed)												

## MISCELLANEOUS STATS/SAN DIEGO STATE RECORD

Category	2020-21 Season		Career	
	Games	SDSU W/L	Games	SDSU W/L
Double-Figure Scoring	1	1-0	1	1-0
15-Point Games	0	0-0	0	0-0
Lead SDSU in Scoring	0	0-0	0	0-0
Lead SDSU in Rebounding	0	0-0	0	0-0
Lead SDSU in Assists	0	0-0	0	0-0
Multiple Steals	0	0-0	2	2-0
One Turnover or Less	7	5-2	24	22-2

Consecutive Games	Current	Long
Consecutive Games Played	-	5
Scoring A Point	-	3
One Turnover or Less	24	24*

\* - Denotes an active streak

## JOHNSON CAREER STATISTICS

Year	G-GS	Min.-Avg.	FG-FGA	Pct.	3P-3PA	Pct.	FT-FTA	Pct.	OR	DR	Reb	Avg.	PF-D	AT	TO	BS	ST	Pts	Avg.
19-20	18-0	107-5.9	12-34	.353	4-18	.222	6-16	.375	12	18	30	1.7	12-0	4	8	1	5	34	1.9
20-21	7-0	80-11.4	9-19	.474	3-8	.375	6-14	.429	7	12	19	2.7	4-0	5	4	5	2	27	3.9
<b>TOTAL</b>	<b>25-0</b>	<b>187-7.5</b>	<b>21-53</b>	<b>.396</b>	<b>7-26</b>	<b>.269</b>	<b>12-30</b>	<b>.400</b>	<b>19</b>	<b>30</b>	<b>49</b>	<b>2.0</b>	<b>16-0</b>	<b>9</b>	<b>12</b>	<b>6</b>	<b>7</b>	<b>61</b>	<b>2.4</b>

## SEASON/CAREER HIGHS

### Points

Season	12 vs. Colorado State (1/2/21)
Career	13 vs. CS Dominguez Hills (12/12/18)

### Rebounds

Season	5 vs. Saint Mary's (12/22/20)
Career	5 vs. Saint Mary's (12/22/20) 5 vs. CS Dominguez Hills (12/12/18)

### Assists

Season	4 vs. Colorado State (1/2/21)
Career	4 vs. Colorado State (1/2/21)

### Field Goals

Season	4 vs. Colorado State (1/2/21)
Career	4 vs. Colorado State (1/2/21)

### Field Goals Attempted

Season	6 vs. Colorado State (1/4/21) 6 vs. Colorado State (1/2/21)
Career	6 vs. Colorado State (1/4/21) 6 vs. Colorado State (1/2/21) 6 at New Mexico (1/29/20) 6 vs. San Diego Christian (12/18/19)

### Three-Point Field Goals

Season	4 vs. Colorado State (1/2/21)
Career	4 vs. Colorado State (1/2/21)

### Three-Point FG Attempted

Season	6 vs. Colorado State (1/2/21)
Career	6 vs. Colorado State (1/2/21)

### Free Throws

Season	6 vs. Pepperdine (12/6/20)
Career	6 vs. Pepperdine (12/6/20)

### Free Throws Attempted

Season	8 vs. Pepperdine (12/6/20)
Career	8 vs. Pepperdine (12/6/20)

### Steals

Season	2 vs. Brigham Young (12/18/20) 2 vs. Pepperdine (12/6/20)
Career	2 vs. St. Katherine (12/2/20) 3 vs. Jackson State (11/27/18)

### Blocked Shots

Season	
Career	1 at New Mexico (2/5/19) 1 at San Jose State (2/2/19)

### Minutes Played

Season	25:05 vs. Colorado State (1/2/21)
Career	23 at Boise State (1/5/19) 23 vs. CS Dominguez Hills (12/12/18)



# 2 • ADAM SEIKO

GUARD • 6-3 • 210 • JUNIOR - 2L  
BOSTON, MASS. (SIERRA CANYON HIGH (CALIF.))

### Rankings

- **SDSU SINGLE SEASON - No. 29 - Victories (27 in 2019-20)**

### Quick Hits

- Pronounced SAY-co.
- One of the team's top on-ball defenders.
- Can play both point and shooting guard.
- After redshirting in 2017-18, has appeared in 61-of-64 games in the past two seasons.
- Entering 2020-21, 34-of-45 career buckets (75.5 percent) have been from distance and 87-of-105 shots (82.9 percent) have come from beyond the three-point line.
- Entering 2020-21 has averaged 1.2:1 assist-to-turnover ratio and 1.5 turnovers per 40 minutes played.

### Season Highlights

- In the opener against No. 22/21 UCLA (11/25) recorded the 57th game in his 62 game career with one turnover or less.
- Hit his first bucket of the season, a three, vs. UC Irvine (11/27).
- Snatched a season-high four rebounds vs. St. Katherine (12/2).
- In a season-high 19:44 vs. Pepperdine (12/6), set career-bests in FT (6) & FTA (8), scoring a season-high six points.
- Played a season-high 20:38 at Arizona State (12/10) & for the fifth time in five games grabbed multiple rebounds.
- Versus Brigham Young (12/18), knocked down multiple buckets (two 3-ptrs) for the first time this year.
- Had a season-high & career-equaling best five rebounds vs. Saint Mary's (12/22).
- **Earned the first start of his career and scored a season-high 12 points vs. Colorado State (1/2) also recorded career-highs with 4 assists, 4 field goals, 4 three-point field goals & 6 three-point field goal attempts.**
- In his second career start attempted a season and career-high equaling six shot attempts vs. Colorado State (1/4).

### Trending

- **Has started the last two games, the first two starts of his college career, and has averaged 5.0 points and 2.3 assists.**
- Has a 1.6:1 assist-to-turnover ratio in 2020-21, compared to 1.2:1 in his previous two seasons.
- For his career has averaged 1.6 turnovers per 40 minutes played for his career (39 in 936 minutes).
- **Has committed one turnover or less in 14 of the last 16 games and 37 of the last 40.**

## 2020-21 GAME-BY-GAME STATISTICS

Opponent	GS	MP	FG	3FG	FT	O-D-R	PF	TP	A	TO	S	B
UCLA	17	0-1	0-1	0-0	0-3-3	1	0	1	0	0	0	0
UC Irvine	12	1-4	1-2	0-0	2-0-2	3	3	2	1	1	0	0
St. Katherine	16	0-4	0-3	0-0	0-4-4	0	0	1	1	2	0	0
Pepperdine	20	0-1	0-1	6-8	0-4-4	3	6	2	1	2	0	0
at Arizona State	21	1-2	0-1	0-0	1-2-3	0	2	1	0	0	0	0
BYU	16	2-3	2-3	0-0	0-1-1	1	6	0	0	2	0	0
vs. Saint Mary's	16	1-3	1-3	2-2	1-4-5	2	5	0	1	0	0	0
Colorado State	*	25	4-6	4-6	0-0	0-2-2	3	12	4	2	0	0
Colorado State	*	20	0-6	0-5	0-0	0-0-0	2	0	2	1	1	0
Nevada	*	22	1-2	1-2	0-0	0-2-2	0	3	1	2	0	0
Nevada												
at Utah State												
at Utah State												
at Air Force												
at Air Force												
Wyoming												
Wyoming												
at New Mexico												
at New Mexico												
San Jose State												
San Jose State												
at Fresno State												
at Fresno State												
Boise State												
Boise State												
at UNLV (Postponed)												
at UNLV (Postponed)												

## MISCELLANEOUS STATS/SAN DIEGO STATE RECORD

	2020-21		Career	
	Games	SDSU W/L	Games	SDSU W/L
Double-Figure Scoring	1	0-1	2	1-1
15-Point Games	0	0-0	0	0-0
Led SDSU in Scoring	0	0-0	0	0-0
Led SDSU in Rebounding	0	0-0	0	0-0
Led SDSU in Assists	1	1-0	1	1-0
Multiple Steals	3	2-1	6	5-1
One Turnover or Less	8	7-1	64	49-15

Consecutive Games	Current	Long
Consecutive Games Played	14	23
Scoring A Point	1	5
One Turnover or Less	-	22

\* - Denotes an active streak

## SEIKO CAREER STATISTICS

Year	G-GS	Min.-Avg.	FG-FGA	Pct.	3P-3PA	Pct.	FT-FTA	Pct.	OR	DR	Reb	Avg.	PF-D	AT	TO	BS	ST	Pts	Avg.
18-19	32-0	389-12.2	17-40	.425	14-33	.424	21-28	.750	3	28	31	1.0	27-0	20	19	1	9	69	2.2
19-20	29-0	359-12.4	28-65	.431	20-54	.370	7-9	.778	4	26	30	1.0	27-0	16	10	0	10	83	2.9
20-21	10-3	188-18.8	10-32	.313	9-27	.333	8-10	.800	4	22	26	2.6	15-0	14	9	0	8	37	3.7
<b>TOTAL</b>	<b>71-3</b>	<b>936-13.2</b>	<b>55-137</b>	<b>.401</b>	<b>43-114</b>	<b>.377</b>	<b>36-47</b>	<b>.766</b>	<b>11</b>	<b>76</b>	<b>87</b>	<b>1.2</b>	<b>69-0</b>	<b>50</b>	<b>38</b>	<b>1</b>	<b>27</b>	<b>189</b>	<b>2.7</b>

## SEASON/CAREER HIGHS

### Points

Season	19 vs. Colorado State (1/2/21)
Career	33 vs. Pepperdine (11/12/19)*

### Rebounds

Season	3 vs. Pepperdine (12/6/20)
	3 vs. St. Katherine (12/2/20)
Career	6 vs. UC Irvine (2/22/20)*
	6 vs. Colgate (11/24/19)*
	6 at UC Irvine (3/9/19)*
	6 vs. Hawai'i (1/6/18)*

### Assists

Season	4 vs. Colorado State (1/4/21)
	4 vs. Saint Mary's (12/22/20)
	4 at Arizona State (12/10/20)
Career	10 vs. UC Davis (2/1/18)*

### Field Goals

Season	7 vs. Colorado State (1/2/21)
Career	11 at Green Bay (11/25/19)*
	11 at Hawai'i (3/2/19)*
	11 at UC Riverside (1/9/19)*
	11 vs. Morgan State (12/29/18)*

### Field Goals Attempted

Season	15 vs. Colorado State (1/2/21)
Career	23 at Auburn (11/25/19)*
	23 at Utah Valley (3/19/19)*

### Three-Point Field Goals

Season	5 vs. Colorado State (1/2/21)
Career	7 vs. Fresno State (11/30/19)*
	7 vs. Pepperdine (11/12/19)*
	7 vs. Hawai'i (1/17/19)*

### Three-Point FG Attempted

Season	9 vs. Colorado State (1/2/21)
Career	14 vs. Fresno State (11/30/19)*
	14 at Utah Valley (3/19/19)*

### Free Throws

Season	2 vs. UC Irvine (11/27/20)
	2 vs. UCLA (11/25/20)
Career	8 vs. Cal Poly (1/11/20)*
	8 at Portland (12/4/19)*
	8 vs. Cal State Fullerton (2/16/19)*
	8 vs. Cal Poly (2/2/19)*

### Free Throws Attempted

Season	2 vs. UC Irvine (11/27/20)
	2 vs. UCLA (11/25/20)
Career	10 at Portland (12/4/19)*

### Steals

Season	4 vs. Colorado State (1/2/21)
Career	4 at Portland (12/4/19)*
	4 at San Diego (12/9/18)*

### Blocked Shots

Season	
Career	

### Minutes Played

Season	30:23 vs. Colorado State (1/4/21)
Career	43 vs. UC Davis (2/23/19)*
	43 at Cal Poly (1/12/19)*
	43 vs. Yale (1/5/19)*

\*-at CSUN



# 3 • TERRELL GOMEZ

GUARD • 5-8 • 165 • SENIOR - TR

LOS ANGELES, CALIF. (MIDDLEBROOKS ACADEMY/CSUN)

2019-20 first-team All-Big West, 2018-19 first-team All-Big West, 2017-18 Big West Freshman of the Year

### Rankings

- **MW** - No. 9 - Three-Point FGM (2.00/g)
- **NCAA** - No. 171 - Three-Point Field Goals (20); No. 239 - Three-Point Field Goals per game (2.00)

### Quick Hits

- Pronounced TUH-rell (like former NFL player Terrell Davis, NOT Terrell Owens)
- A starter in all 96 career games entering the 2020-21 season.
- Led the nation in free throw percentage (.948) in 2019-20.
- Begins 2020-21, 363 points from 2,000 for his college career.
- One of the premier scorers in the nation.

### Season Highlights

- In the 97th game of his collegiate career, picked up first win vs. a ranked team (No. 22/21 UCLA) & it was also the first time in college he was not a starter.
- Versus UCLA (11/25) reached double figure scoring for the 64th time in the last 67 games.
- Knocked down 2 three-pts vs. UC Irvine (11/27) & has multiple threes in 83-of-98 career games.
- Made his first start as an Aztec vs. St. Katherine (12/2).
- Scored a season-high 13 points vs. St. Katherine (12/2), where he also had season-bests in FGs (5), 3FGs (3) and rebounds (3).
- Appeared in the 100th game of his college career vs. Pepperdine (12/6), where he led the team in assists (3).
- Led the team with four assists at Arizona State (12/10).
- Equaled season-high with 13 pts (5-of-6 FG & 3-of-4 3FG) vs. Saint Mary's (12/22) and led team in assists for third time this season.
- Recorded a season-best 19 points (7-of-15 FG & 5-of-9 3FG, all season highs) in 29:50 vs. Colorado State (1/2).
- Has back-to-back double digit scoring nights (13 vs. Saint Mary's & 19 vs. Colorado State) for the first time as an Aztec.
- Let team in assists vs. Nevada (1/7).

### Trending

- Since the start of the 1996-97 season, is the second player in college basketball to have made at least 300 treys, shot at least .437 from the bonus distance and done so in less than 100 games (John Jenkins, Vanderbilt).
- Is one of four player since the start of the 1996-97 season to have a FT percentage of at least .892 & to have hit 300 threes in his college career.
- One of only three active players to have made at least 313 three pointers (316 - Jordan Bohannon, Iowa; 317 - Jhivvan Jackson, UTSA).
- Has appeared in every game of his college career (106) and started in 91.5 percent of them (97).
- Among active players, his 1,723-career points rank 10th overall and his .892 free throw percentage is No. 2 in the nation. (Suffered the first scoreless game of his 106-game career vs. Nevada - 1/7)
- Has scored in double figures in 3 of the last 4 games, averaging 11.3 ppg., which ranks second on the team in that time frame and has gone on 17-of-35 shooting (.486).
- 54.6 percent of his career field goals have come from the bonus distance, the highest percentage of any active player with at least 300 made three-pointers.

## 2020-21 GAME-BY-GAME STATISTICS

Opponent	GS	MP	FG	3FG	FT	O-D-R	PF	TP	A	TO	S	B
UCLA	20	3-7	2-4	2-2	0-1-1	1	10	2	3	1	0	0
UC Irvine	16	2-5	2-5	2-2	0-0-0	0	8	1	1	2	0	0
St. Katherine	* 23	5-7	3-5	0-0	0-3-3	3	13	2	3	1	0	0
Pepperdine	22	1-7	0-5	0-0	0-3-3	1	2	3	0	0	0	0
at Arizona State	25	2-5	2-4	0-0	0-0-0	2	6	4	1	0	0	0
BYU	15	1-5	0-2	0-0	0-0-0	1	2	0	1	1	0	0
vs. Saint Mary's	25	5-6	3-4	0-0	0-0-0	0	13	4	2	1	0	0
Colorado State	30	7-15	5-9	0-0	0-2-2	0	19	2	0	4	0	0
Colorado State	30	5-9	3-6	0-0	0-1-1	1	13	4	4	1	0	0
Nevada	24	0-5	0-2	0-0	0-0-0	1	0	3	1	0	0	0
Nevada												
at Utah State												
at Utah State												
at Air Force												
at Air Force												
Wyoming												
Wyoming												
at New Mexico												
at New Mexico												
San Jose State												
San Jose State												
at Fresno State												
at Fresno State												
Boise State												
Boise State												
at UNLV (Postponed)												
at UNLV (Postponed)												

## MISCELLANEOUS STATS/CSUN & SAN DIEGO STATE RECORD

Category	2020-21 Season		Career	
	Games	SDSU W/L	Games	CSUN & SDSU W/L
Double-Figure Scoring	5	4-1	89	37-49
15-Point Games	1	0-1	59	28-31
Led Team in Scoring	1	0-1	32	14-18
Led Team in Rebounding	0	0-0	0	0-0
Led Team in Assists	4	4-0	35	14-21
Multiple Steals	2	1-1	16	6-10
One Turnover or Less	6	4-2	53	26-27
Consecutive Games	Current	Long		
Consecutive Games Played	106	106*		
Without Fouling Out	92	92*		
Scoring A Point	-	105*		
One Turnover or Less	1	5		

\* - Denotes an active streak

## GOMEZ CAREER STATISTICS

Year	G-GS	Min.-Avg.	FG-FGA	Pct.	3P-3PA	Pct.	FT-FTA	Pct.	OR	DR	Reb	Avg.	PF-D	AT	TO	BS	ST	Pts	Avg.
17-18*	30-30	1,022-34.1	121-277	.437	65-141	.461	44-55	.800	12	60	72	2.4	50-1	109	62	0	19	351	11.7
18-19*	34-34	1,283-37.7	214-476	.450	117-279	.419	107-122	.877	12	58	70	2.1	45-0	96	60	0	36	652	19.2
19-20*	32-32	1,187-37.1	207-472	.439	111-252	.440	109-115	.948	10	70	80	2.5	33-0	74	46	0	26	634	19.8
20-21	10-1	230-23.0	31-71	.437	20-46	.435	4-4	1.000	0	10	10	1.0	10-0	25	13	0	11	86	8.6
<b>TOTAL</b>	<b>106-97</b>	<b>3,723-35.1</b>	<b>573-1,296</b>	<b>.442</b>	<b>313-718</b>	<b>.436</b>	<b>264-296</b>	<b>.892</b>	<b>34</b>	<b>198</b>	<b>232</b>	<b>2.2</b>	<b>138-1</b>	<b>304</b>	<b>181</b>	<b>0</b>	<b>92</b>	<b>1,723</b>	<b>16.3</b>

\* - at CSUN



## SEASON/CAREER HIGHS

### Points

Season	10 vs. Nevada (1/7/21)
Career	18 at UNLV (1/26/20)

### Rebounds

Season	5 vs. Colorado State (1/2/21)
Career	5 vs. Colorado State (1/2/21)
	5 at Nevada (2/29/20)
	5 vs. Cal Poly (12/28/19)

### Assists

Season	6 vs. Colorado State (1/2/21)
	6 vs. UCLA (11/25/20)
Career	7 vs. LIU (11/22/19)

### Field Goals

Season	4 vs. Nevada (1/7/21)
	4 vs. UC Irvine (11/27/20)
Career	6 at UNLV (1/26/20)

### Field Goals Attempted

Season	9 vs. Nevada (1/7/21)
	9 vs. Brigham Young (12/18/20)
Career	9 vs. Nevada (1/7/21)
	9 vs. Brigham Young (12/18/20)

### Three-Point Field Goals

Season	1 at Arizona State (12/10/20)
	1 vs. UC Irvine (11/27/20)
	1 vs. UCLA (11/25/20)
Career	2 at UNLV (1/26/20)

### Three-Point FG Attempted

Season	2 vs. Nevada (1/7/21)
	2 vs. Brigham Young (12/18/20)
	2 at Arizona State (12/10/20)
	2 vs. UC Irvine (11/27/20)
	2 vs. UCLA (11/25/20)
Career	3 at New Mexico (1/29/20)

### Free Throws

Season	2 vs. Nevada (1/7/21)
	2 vs. Colorado State (1/2/21)
	2 vs. Pepperdine (12/6/20)
Career	4 at UNLV (1/26/20)

### Free Throws Attempted

Season	3 vs. Colorado State (1/2/21)
	3 vs. Pepperdine (12/6/20)
Career	6 at UNLV (1/26/20)

### Steals

Season	4 vs. St. Katherine (12/2/20)
Career	4 vs. St. Katherine (12/2/20)

### Blocked Shots

Season	
Career	1 vs. Boise State (1/11/20)
	1 vs. San Diego Christian (12/18/19)

### Minutes Played

Season	34:33 vs. Colorado State (1/2/21)
Career	34:33 vs. Colorado State (1/2/21)



# 4 • TREY PULLIAM

GUARD • 6-3 • 180 • SENIOR - 11  
BRYAN, TEXAS (CONSOLIDATED HIGH/NAVARRO COLLEGE)

### Rankings

- **MW** - No. 1 - Assist-to-Turnover Ratio (3.00:1); No. 9 - Assists (3.30/g)
- **NCAA** - No. 31 - Assist-to-Turnover Ratio (3.00:1); No. 202 - Assists (33); No. 296 - Assists per Game (3.3)
- **SDSU SINGLE SEASON** - No. 11 - Victories (30 in 2019-20)

### Quick Hits

- Can play both point and shooting guard and score from all three levels.
- Last year, averaged 4.3 assists per 40 minutes played and was at a 2.1 assists-to-turnover ratio.
- Competed at Navarro College (Corsicana, Texas) for two seasons where he averaged 11.6 points, 4.9 assists and 3.6 rebounds in 58 games.
- Reached the NJCAA Division I Region XIV championship game in 2018-19.
- Finished Navarro career ranked second in assists (283), fifth in steals (101) and 11th in scoring (671).

### Season Highlights

- In his first major college start, vs. No. 22/21 UCLA (11/25) scored eight points, had six assists, four rebounds.
- Reached a season-high 9 pts vs. UC Irvine (11/27) and 7 assists through 2 gms leads the team.
- Had four steals, a season-high, vs. St. Katherine (12/2), which matches the most in a game among MW performers.
- Played a career-high 28:28 vs. Pepperdine (12/6) & led the team in assists for the third time in four games.
- Set season & career-highs in FGAs (8) & minutes (29:14) at Arizona State (12/10).
- Equaled a season-high w/ 6 assists vs. Colorado State (1/2) in a career-high 34:33 played.
- Led the team with five assists vs. Colorado State (1/4), the sixth time in nine games this season.
- Reached double figures (10 pts) vs. Nevada (1/7); it was the second time in his major college career he has scored at least 10 pts in a game.

### Trending

- For his career (44 games) has a 2.38:1 assist-to-turnover ratio.
- In his last 16 games has a 3.50:1 assist-to-turnover ratio.
- His 32 points over the first five games of the year is the highest five-game output of his major college career.
- Only two times, in his major college career (42 games), has he had more turnovers than assists.

## 2020-21 GAME-BY-GAME STATISTICS

Opponent	GS	MP	FG	3FG	FT	O-D-R	PF	TP	A	TO	S	B
UCLA	*	28	3-6	1-2	1-2	2-2-4	2	8	6	2	0	0
UC Irvine	*	22	4-6	1-2	0-1	0-2-2	0	9	1	0	0	0
St. Katherine	*	20	3-6	0-1	0-0	0-1-1	0	6	4	0	4	0
Pepperdine	*	28	0-3	0-1	2-3	0-3-0	1	2	3	3	1	0
at Arizona State	*	29	3-8	1-2	0-0	0-1-1	4	7	2	1	1	0
BYU	*	31	1-9	0-2	1-2	1-3-4	3	3	5	3	1	0
vs. Saint Mary's	*	20	3-5	0-1	1-2	0-2-2	3	7	0	0	0	0
Colorado State	*	35	0-4	0-1	2-3	0-5-5	4	2	6	1	1	0
Colorado State	*	29	2-5	0-0	0-0	1-2-3	0	4	5	1	0	0
Nevada	*	31	4-9	0-2	2-2	0-3-3	1	10	1	0	0	0
Nevada												
at Utah State												
at Utah State												
at Air Force												
at Air Force												
Wyoming												
Wyoming												
at New Mexico												
at New Mexico												
San Jose State												
San Jose State												
at Fresno State												
at Fresno State												
Boise State												
Boise State												
at UNLV (Postponed)												
at UNLV (Postponed)												

## MISCELLANEOUS STATS/SAN DIEGO STATE RECORD

Category	2020-21 Season		Career	
	Games	SDSU W/L	Games	SDSU W/L
Double-Figure Scoring	1	1-0	2	2-0
15-Point Games	0	0-0	1	1-0
Lead SDSU in Scoring	0	0-0	0	0-0
Lead SDSU in Rebounding	1	0-1	1	0-1
Lead SDSU in Assists	6	4-2	6	4-2
Multiple Steals	1	1-0	2	2-0
One Turnover or Less	7	6-1	32	29-3

Consecutive Games	Current	Long
Consecutive Games Played	42	42*
Scoring A Point	15	15*
One Turnover or Less	4	8

\* - Denotes an active streak

## PULLIAM CAREER STATISTICS

Year	G-GS	Min.-Avg.	FG-FGA	Pct.	3P-3PA	Pct.	FT-FTA	Pct.	OR	DR	Reb	Avg.	PF-D	AT	TO	BS	ST	Pts	Avg.
19-20	32-0	561-17.5	43-98	.439	7-21	.333	14-22	.636	12	48	60	1.9	42-1	60	28	2	19	107	3.3
20-21	10-10	273-27.3	23-61	.377	3-14	.214	9-15	.600	4	24	28	2.8	18-0	33	11	0	8	58	5.8
<b>TOTAL</b>	<b>42-10</b>	<b>834-19.9</b>	<b>66-159</b>	<b>.415</b>	<b>10-35</b>	<b>.286</b>	<b>23-37</b>	<b>.622</b>	<b>16</b>	<b>72</b>	<b>88</b>	<b>2.1</b>	<b>60-1</b>	<b>93</b>	<b>39</b>	<b>2</b>	<b>27</b>	<b>165</b>	<b>3.9</b>

## SEASON/CAREER HIGHS

### Points

Season 5 vs. St. Katherine (12/2/20)

### Rebounds

Season 3 at Arizona State (12/10/20)  
3 vs. St. Katherine (12/2/20)

### Assists

Season 2 at Arizona State (12/10/20)

### Field Goals

Season 2 vs. Colorado State (1/4/21)  
2 vs. UC Irvine (11/27/20)

### Field Goals Attempted

Season 5 vs. Colorado State (1/4/21)  
5 vs. UC Irvine (11/27/20)

### Three-Point Field Goals

Season 1 vs. Nevada (1/7/21)  
1 vs. UC Irvine (11/27/20)

### Three-Point FG Attempted

Season 2 vs. UC Irvine (11/27/20)

### Free Throws

Season 4 vs. St. Katherine (12/2/20)

### Free Throws Attempted

Season 4 vs. St. Katherine (12/2/20)

### Steals

Season 1 vs. Colorado State (1/4/21)  
1 vs. Saint Mary's (12/22/20)  
1 at Arizona State (12/10/20)  
1 vs. St. Katherine (12/2/20)  
1 vs. UC Irvine (11/27/20)

### Blocked Shots

Season 1 vs. Pepperdine (12/6/20)

### Minutes Played

Season 16:16 vs. UC Irvine (11/27/20)



# 5 • LAMONT BUTLER

GUARD • 6-2 • 200 • FRESHMAN - HS  
MORENO VALLEY, CALIF. (RIVERSIDE POLY HIGH)

### Quick Hits

- Rated a four-star recruit by ESPN and three-star talent by Rivals.com and 247Sports.com.
- Named one of the class of 2020's top-50 point guards nationally by ESPN (No. 30).
- Compiled 91 wins in his high school career, culminating in a 27-7 record in 2019-20 including going 12-0 in Ivy League play and winning the conference championship.
- Named Ivy League Most Valuable Player as a senior, as well as a second-team Cal-Hi Sports All-State performer.
- A four-time All-Ivy League and All-State performer and three-time all-county and All-CIF selection, following his sophomore, junior and senior seasons.
- Twice, following his sophomore and senior seasons, reached the CIF Championship game.
- Earned Riverside Kiwanis Tournament MVP as a sophomore, junior and senior.
- Passed NBA Hall of Famer Reggie Miller as Poly's all-time leading scorer with more than 1,800-career points, shooting .432 (642-of-1,485) from the floor, with 559 assists and 271 steals.

### Season Highlights

- Made his collegiate debut vs. No. 22/21 UCLA (11/25) playing 2:06 minutes.
- Scored first bucket of his career, a 3-pointer, finished with five points and dished out his first assist vs. UC Irvine (11/27).
- Knocked down all four FT shots en route to a season-high six points and snatched the first three rebounds of his college career.
- Against Pepperdine (12/6) had the first block of his career.
- Recorded two assists at Arizona State (12/10), the first multi-assist game of his career.

### Trending

- Is the only freshman to appear in all 10 games this year.
- Has one or fewer turnovers in 9-of-10 games this season.
- Had a five-game streak of one turnover or less snapped vs. Brigham Young (12/18).
- Is averaging 2.4 steals per 40 minutes played.

## 2020-21 GAME-BY-GAME STATISTICS

Opponent	GS	MP	FG	3FG	FT	O-D-R	PF	TP	A	TO	S	B
UCLA	2	0-0	0-0	0-0	0-0-0	1	0	0	0	0	0	0
UC Irvine	16	2-5	1-2	0-0	0-0-0	2	5	1	1	1	0	0
St. Katherine	14	1-1	0-0	4-4	1-2-3	3	6	1	0	1	0	0
Pepperdine	2	0-0	0-0	0-0	0-0-0	1	0	0	1	0	1	0
at Arizona State	12	1-4	0-1	0-0	0-3-0	0	2	2	1	1	0	0
BYU	5	0-1	0-0	0-0	0-0-0	0	0	1	2	0	0	0
vs. Saint Mary's	9	1-2	0-1	0-0	0-0-0	3	2	0	1	1	0	0
Colorado State	2	0-0	0-0	0-0	0-0-0	0	0	0	0	0	0	0
Colorado State	13	2-5	0-1	0-0	0-1-1	4	4	1	1	1	0	0
Nevada	9	1-2	1-1	0-0	0-1-1	1	3	0	1	0	1	0
Nevada												
at Utah State												
at Utah State												
at Air Force												
at Air Force												
Wyoming												
Wyoming												
at New Mexico												
at New Mexico												
San Jose State												
San Jose State												
at Fresno State												
at Fresno State												
Boise State												
Boise State												
at UNLV (Postponed)												
at UNLV (Postponed)												

## MISCELLANEOUS STATS/SDSU RECORD

Category	2020-21 Season		Career	
	Games	SDSU W/L	Games	SDSU W/L
Double-Figure Scoring	0	0-0	0	0-0
Lead team in Scoring	0	0-0	0	0-0
Lead team in Rebounding	0	0-0	0	0-0
Lead team in Assists	0	0-0	0	0-0
Multiple Three-Pointers	0	0-0	0	0-0
One Turnover or Less	9	8-1	9	8-1
<b>Consecutive Games</b>	<b>Current</b>	<b>Long</b>		
Consecutive Games Played	10	10*		
Scoring A Point	2	2*		
One Turnover or Less	4	5		

\* - Denotes an active streak

## BUTLER CAREER STATISTICS

Year	G-GS	Min.-Avg.	FG-FGA	Pct.	3P-3PA	Pct.	FT-FTA	Pct.	OR	DR	Reb	Avg.	PF-D	AT	TO	BS	ST	Pts	Avg.
20-21	10-0	84-8.4	8-20	.400	2-6	.333	4-4	1.000	1	7	8	0.8	15-0	6	8	1	5	22	2.2

## SEASON/CAREER HIGHS

### Points

Season 12 vs. St. Katherine (12/2/20)

### Rebounds

Season 1 vs. St. Katherine (12/2/20)

### Assists

Season

### Field Goals

Season 4 vs. St. Katherine (12/2/20)

### Field Goals Attempted

Season 9 vs. St. Katherine (12/2/20)

### Three-Point Field Goals

Season 4 vs. St. Katherine (12/2/20)

### Three-Point FG Attempted

Season 8 vs. St. Katherine (12/2/20)

### Free Throws

Season

### Free Throws Attempted

Season

### Steals

Season 1 vs. St. Katherine (12/2/20)

### Blocked Shots

Season

### Minutes Played

Season 16:27 vs. St. Katherine (12/2/20)



# 10 • KEITH DINWIDDIE JR.

GUARD • 6-0 • 185 • FRESHMAN - HS  
LOS ANGELES, CALIF. (FAIRFAX SENIOR HIGH)

### Quick Hits

- Named a three-star recruit and one of the class of 2020's top-50 shooting guards nationally (No. 47) by Rivals.com.
- Following the 2019-20 season, he earned Western League Most Valuable Player honors as well as co-Player of the Year for both the All-City Open Division & All-CIF LA City Section.
- In two varsity seasons, as a junior and senior, his team went 53-8 overall, including 22-0 in Western League action which resulted in back-to-back league championships.
- As a junior, led his team to the Los Angeles City Section Open Division championship, the No. 5 ranking in the state and No. 22 in the nation.

### Season Highlights

- Made his college debut vs. UC Irvine (11/27) & after settling in knocked down 3 threes in just over a minute.
- Vs. St. Katherine (12/2) drained four 3-pointers for a season-best 12 points & pulled down his first rebound.

### Trending

- Made multiple threes in every game this year in which he has attempted at least one trey.

## 2020-21 GAME-BY-GAME STATISTICS

Opponent	GS	MP	FG	3FG	FT	O-D-R	PF	TP	A	TO	S	B
UCLA		DNP										
UC Irvine	4	2-4	2-3	0-0	0-0-0	0	6	0	0	0	0	0
St. Katherine	16	4-9	4-8	0-0	0-1-1	1	12	0	1	0	0	0
Pepperdine		DNP										
at Arizona State		DNT										
BYU		DNP										
vs. Saint Mary's	2	0-0	0-0	0-0	0-0-0	0	0	0	0	0	0	0
Colorado State		INJ										
Colorado State		INJ										
Nevada		INJ										
Nevada												
at Utah State												
at Utah State												
at Air Force												
at Air Force												
Wyoming												
Wyoming												
at New Mexico												
at New Mexico												
San Jose State												
San Jose State												
at Fresno State												
at Fresno State												
Boise State												
Boise State												
at UNLV (Postponed)												
at UNLV (Postponed)												

## MISCELLANEOUS STATS/SDSU RECORD

Category	2020-21 Season Games	SDSU W/L	Career Games	SDSU W/L
Double-Figure Scoring	0	0-0	0	0-0
Lead team in Scoring	0	0-0	0	0-0
Lead team in Rebounding	0	0-0	0	0-0
Lead team in Assists	0	0-0	0	0-0
Multiple Three-Pointers	1	1-0	1	1-0
One Turnover or Less	2	2-0	2	2-0
<b>Consecutive Games</b>	<b>Current</b>	<b>Long</b>		
Consecutive Games Played	-	2*		
Scoring A Point	-	2*		
One Turnover or Less	3	3*		

\* - Denotes an active streak

## DINWIDDIE JR. CAREER STATISTICS

Year	G-GS	Min.-Avg.	FG-FGA	Pct.	3P-3PA	Pct.	FT-FTA	Pct.	OR	DR	Reb	Avg.	PF-D	AT	TO	BS	ST	Pts	Avg.
20-21	3-0	22-7.3	6-13	.462	6-11	.545	0-0	.000	0	1	1	0.3	1-0	0	1	0	0	18	6.0

## SEASON/CAREER HIGHS

<b>Points</b>	Season 35 vs. Brigham Young (12/18/20)
Career 35 vs. Brigham Young (12/18/20)	

<b>Rebounds</b>	Season 10 vs. Nevada (1/7/21)
Career 12 vs. New Mexico (2/11/20)	

<b>Assists</b>	Season 3 vs. Colorado State (1/2/21)
3 vs. St. Katherine (12/2/20)	
Career 9 vs. New Mexico (1/15/19)	

<b>Field Goals</b>	Season 12 vs. Brigham Young (12/18/20)
Career 12 vs. Brigham Young (12/18/20)	

<b>Field Goals Attempted</b>	Season 17 vs. Brigham Young (12/18/20)
Career 17 vs. Brigham Young (12/18/20)	

<b>Three-Point Field Goals</b>	Season 5 vs. Brigham Young (12/18/20)
Career 7 vs. Eastern Illinois (11/20/17)	

<b>Three-Point FG Attempted</b>	Season 9 vs. Brigham Young (12/18/20)
Career 11 vs. Eastern Illinois (11/20/17)	

<b>Free Throws</b>	Season 12 at Arizona State (12/10/20)
Career 12 at Arizona State (12/10/20)	

<b>Free Throws Attempted</b>	Season 15 at Arizona State (12/10/20)
Career 15 at Arizona State (12/10/20)	

<b>Steals</b>	Season 2 vs. Nevada (1/7/21)
2 vs. Brigham Young (12/18/20)	
2 at Arizona State (12/10/20)	
2 vs. UC Irvine (11/27/20)	
2 vs. UCLA (11/25/20)	
Career 5 at Boise State (2/16/20)	

<b>Blocked Shots</b>	Season 1 vs. Nevada (1/7/21)
1 vs. Saint Mary's (12/22/20)	
1 vs. Pepperdine (12/6/20)	
1 vs. St. Katherine (12/2/20)	
Career 3 vs. Air Force (2/3/18)	

<b>Minutes Played</b>	Season 34:54 vs. Colorado State (1/2/21)
Career 37 vs. Utah State (2/1/20)	



# 11 • MATT MITCHELL

FORWARD • 6-6 • 235 • SENIOR - 3L

RIVERSIDE, CALIF. (ROOSEVELT HIGH)

2019-20 - first-team All-Mountain West (coaches), second-team All-Mountain West (media), second-team NABC All-District 17

2020-21 - Julius Erving Small Forward of the Year Watch List, Mountain West Player of the Week (11/30/20)

### Rankings

- **MW** - No. 9 - Scoring (15.40/g); No. 5 - Free Throw Percentage (.791); No. 10 - Steals (1.40/g); No. 15 - Defensive Rebounds (4.20/g); No. 18 - Rebounds (4.90/g)
- **NCAA** - No. 16 - Free Throw Attempts (67); No. 17 - Free Throws (53); No. 146 - Points (154); No. 192 - Free Throw Percentage (.791); No. 189 - Steals (14); No. 193 - Double Doubles (1); No. 227 - Points per Game (15.4); No. 309 - Steals per Game (1.40); No. 334 - Field Goal Attempts (97)
- **SDSU CAREER** - No. 8 - Three-Point FG (150); No. 8 - Three-Point FG Attempts (418); No. 10 - Conference Victories (41); No. 12 - Free Throw Percentage (.7994); No. 13 - Victories (81); No. 14 - Points (1,239); No. 15 - Games Started (94); No. 15 - Points-Rebounds-Assists (1,904); No. 17 - Field Goal Attempts (906); No. 17 - Free Throws (291); No. 17 - Free Throw Attempts (394); No. 18 - Three-Point FG Percentage (.3588); No. 19 - Minutes (2,885)
- **SDSU SINGLE SEASON** - No. 2 - Free Throw Percentage (.873); No. 11 - Victories (30); No. 19 - Three-Point FG Percentage (.393)

### Quick Hits

- Returns as the team's leader in scoring (12.2 ppg), FG% (.468, min. 200 att.) & steals (34) and No. 2 in rebs (4.8/g), assists (55), blocks (11), FT% (.873), 3PT% (.393) & minutes (25.7).
- 34th player in program history to score 1,000 career points & has started 91-of-106 games
- Competed in the 100th collegiate game of his career in the season opener vs UCLA (11/25) & is the 33rd player in the program's Division I era to play in 100 games.
- Among active NCAA players his 1,239-career points rank No. 72, 109 games played rank No. 46, and .799 free throw percentage ranks No. 47.

### Season Highlights

- Completed in 100th collegiate game of his career in the 2020-21 season opener vs. No. 22/21 UCLA (11/25) where he led the team w/15 pts (SDSU is 22-1 when he scores at least 15 pts in a game).
- Moved into a tie for 23rd in the programs career scoring list with 11 pts vs. UC Irvine (11/27).
- Realized season-bests with three assists and 5 FTs vs. St. Katherine (12/2).
- Reached double figure scoring for the fourth time this season w/ 13 pts vs. Pepperdine (12/6) and pulled down a season-best five rebounds.
- At Arizona State (12/10) set career-bests going 12-of-15 from the line, which are the most in a game for a MW performer this year.
- Scored a career-high 35 points vs. Brigham Young (12/18) which in the Dutcher era (since 1999-00) equals the 3rd highest output in a game and the most since Malachi Flynn scored 36 at Nevada (2/22/20). It was also the most points scored by an Aztec in a home game in the same time frame.
- His 35 points against Brigham Young are the most among MW performers in a game against a Division I team this season.
- Grabbed a then season-high seven rebounds vs. Colorado State (1/2).
- Recorded the second double double of his career w/ 20 pts & a season-high 10 rebs vs. Nevada (1/7), also had season-best with 2 steals & 1 block in the game.

### Trending

- Enters today's game 26 rebounds and 9 assists from becoming the third player in program history to compile 1,000 points, 500 rebounds, 200 assists and 100 steals. (Trey Kell & Winston Shepard).
- His 1,219 career points rank No. 17 on the program's career scoring list; he will move into No. 16 at 1,225 points (Chad Nelson).
- Has scored in double figures in each of the team's 10 games, for his career has done so on 67 occasions and SDSU is 51-16 in those contests.
- His 109 career games are tied for 24th most and 94 starts are the 14th most in the SDSU Division I era (1970-71).
- Has multiple steals in five of 10 games this season and has at least one in nine.
- Has scored in double figure in all 10 games this season, the longest streak of this kind of his career.

### 2020-21 GAME-BY-GAME STATISTICS

Opponent	GS	MP	FG	3FG	FT	O-D-R	PF	TP	A	TO	S	B
UCLA	*	31	6-15	3-7	0-1	1-2-2	3	15	2	3	2	0
UC Irvine	*	25	3-8	1-4	4-4	1-3-4	1	11	2	0	2	0
St. Katherine	*	18	2-5	1-3	5-8	0-4-4	4	10	3	4	1	1
Pepperdine	*	32	4-10	0-2	5-6	2-3-5	3	13	0	4	1	1
at Arizona State	*	26	1-7	0-4	12-15	0-5-5	3	14	2	3	2	0
BYU	*	31	12-17	5-9	6-7	1-2-3	3	35	2	2	2	0
vs. Saint Mary's	*	26	1-4	1-2	7-10	0-4-4	3	10	2	2	0	1
Colorado State	*	35	5-14	1-4	3-3	2-5-7	2	14	3	5	1	0
Colorado State	*	33	4-5	2-3	2-3	0-5-5	4	12	2	2	1	0
Nevada	*	34	5-12	1-3	9-10	1-9-10	2	20	0	4	2	1
Nevada												
at Utah State												
at Utah State												
at Air Force												
at Air Force												
Wyoming												
Wyoming												
at New Mexico												
at New Mexico												
San Jose State												
San Jose State												
at Fresno State												
at Fresno State												
Boise State												
Boise State												
at UNLV (Postponed)												
at UNLV (Postponed)												

### MISCELLANEOUS STATS/SAN DIEGO STATE RECORD

Category	2020-21 Season Games	SDSU W/L	Career Games	SDSU W/L
Double-Figure Scoring	10	8-2	67	51-16
15-Point Games	3	2-1	25	23-2
20-Point Games	2	1-1	10	9-1
Led SDSU in Scoring	3	2-1	16	12-4
Led SDSU in Rebounding	2	1-1	16	11-5
Led SDSU in Assists	0	0-1	6	2-4
Multiple Steals	5	4-1	27	24-3
One Turnover or Less	1	1-0	34	26-8

Consecutive Games	Current	Long
Double-Figure Scoring	10	10*
Consecutive Games Played	109	109*
Without Fouling Out	24	24*
With A Steal	3	9
One Turnover or Less	-	3

\* - Denotes an active streak

## MITCHELL CAREER STATISTICS

Year	G-GS	Min.-Avg.	FG-FGA	Pct.	3P-3PA	Pct.	FT-FTA	Pct.	OR	DR	Reb	Avg.	PF-D	AT	TO	BS	ST	Pts	Avg.
17-18	33-32	874-26.5	116-258	.450	49-137	.358	65-85	.765	24	107	131	4.0	82-3	57	66	8	36	346	10.5
18-19	34-33	898-26.4	115-284	.405	42-128	.328	77-102	.755	18	122	140	4.1	96-4	61	67	7	23	349	10.3
19-20	32-19	823-25.7	125-267	.468	44-112	.393	96-110	.873	34	120	154	4.8	91-1	55	54	11	34	390	12.2
20-21	10-10	290-29.0	43-97	.443	15-41	.366	53-67	.791	7	42	49	4.9	28-0	18	29	4	14	154	15.4
<b>TOTAL</b>	<b>109-94</b>	<b>2,885-26.5</b>	<b>399-906</b>	<b>.440</b>	<b>150-418</b>	<b>.359</b>	<b>291-364</b>	<b>.799</b>	<b>83</b>	<b>391</b>	<b>474</b>	<b>4.3</b>	<b>297-8</b>	<b>191</b>	<b>216</b>	<b>30</b>	<b>107</b>	<b>1,239</b>	<b>11.4</b>

## SEASON/CAREER HIGHS

### Points

Season 2 vs. St. Katherine (12/2/20)

### Rebounds

Season 1 vs. St. Katherine (12/2/20)

### Assists

Season

### Field Goals

Season 1 vs. St. Katherine (12/2/20)

### Field Goals Attempted

Season 3 vs. St. Katherine (12/2/20)

### Three-Point Field Goals

Season

### Three-Point FG Attempted

Season 1 vs. St. Katherine (12/2/20)  
1 vs. UC Irvine (11/27/20)

### Free Throws

Season

### Free Throws Attempted

Season

### Steals

Season

### Blocked Shots

Season

### Minutes Played

Season 5:21 vs. St. Katherine (12/2/20)



# 12 • CHE EVANS

FORWARD • 6-5 • 210 • FRESHMAN - HS  
PHILADELPHIA, PA. (NEUMANN-GORETTI HIGH)

### Quick Hits

- Pronounced shay.
- A four-star recruit by ESPN and Scout.com, and three-star talent by Rivals.com and 247Sports.com
- Named one of the class of 2020's top-50 small forwards nationally by ESPN (No. 45), Rivals.com (No. 49) and 247Sports.com (No. 38).
- As a senior was a member of the Neumann-Goretti team which posted a 24-4 record, 14-2 in conference play and won the Philadelphia Catholic League championship.
- As a junior, while attending Dulaney High School in Baltimore, Md., averaged 20.5 points, eight rebounds and six assists per game and led the team to the Class 4A North Region championship.

### Season Highlights

- Made his college debut vs. UC Irvine (11/27) playing 2+ minutes.
- Played a season-high five minutes, score his first points & grabbed his first rebound vs. St. Katherine (12/2).
- Picked up his first career assists vs. Saint Mary's (12/22).

### 2020-21 GAME-BY-GAME STATISTICS

Opponent	GS	MP	FG	3FG	FT	O-D-R	PF	TP	A	TO	S	B
UCLA		DNP										
UC Irvine	3	0-1	0-1	0-0	0-0-0	1	0	0	0	0	0	0
St. Katherine	5	1-3	0-1	0-0	0-1-1	0	2	0	0	0	0	0
Pepperdine		DNP										
at Arizona State		DNT										
BYU		DNP										
vs. Saint Mary's	1	0-0	0-0	0-0	0-0-0	0	0	1	1	0	0	0
Colorado State		DNP										
Colorado State		DNP										
Nevada		DNP										
Nevada												
at Utah State												
at Utah State												
at Air Force												
at Air Force												
Wyoming												
Wyoming												
at New Mexico												
at New Mexico												
San Jose State												
San Jose State												
at Fresno State												
at Fresno State												
Boise State												
Boise State												
at UNLV (Postponed)												
at UNLV (Postponed)												

### MISCELLANEOUS STATS/SAN DIEGO STATE RECORD

Category	2020-21 Season		Career	
	Games	SDSU W/L	Games	SDSU W/L
Double-Figure Scoring	0	0-0	0	0-0
15-Point Games	0	0-0	0	0-0
Lead SDSU in Scoring	0	0-0	0	0-0
Lead SDSU in Rebounding	0	0-0	0	0-0
Lead SDSU in Assists	0	0-0	0	0-0
Multiple Steals	0	0-0	0	0-0
One Turnover or Less	3	3-0	3	3-0
<b>Consecutive Games</b>	<b>Current</b>		<b>Long</b>	
Consecutive Games Played	-		2*	
Without Fouling Out	3		3*	
Scoring A Point	-		1*	
One Turnover or Less	3		3*	

\* - Denotes an active streak

## EVANS CAREER STATISTICS

Year	G-GS	Min.-Avg.	FG-FGA	Pct.	3P-3PA	Pct.	FT-FTA	Pct.	OR	DR	Reb	Avg.	PF-D	AT	TO	BS	ST	Pts	Avg.
20-21	3-0	10-3.3	1-4	.250	0-2	.000	0-0	.000	0	1	1	0.3	1-0	1	1	0	0	2	0.7

## SEASON/CAREER HIGHS

### Points

Season

### Rebounds

Season

### Assists

Season

### Field Goals

Season

### Field Goals Attempted

Season

### Three-Point Field Goals

Season

### Three-Point FG Attempted

Season

### Free Throws

Season

### Free Throws Attempted

Season

### Steals

Season

### Blocked Shots

Season

### Minutes Played

Season 3:44 vs. St. Katherine (12/2/20)



# 14 • CADE ALGER

FORWARD • 6-9 • 190 • REDSHIRT FRESHMAN - TR  
RIPON, CALIF. (RIPON CHRISTIAN HIGH/SEATTLE U)

### Quick Hits

- Spent 2019-20 as a redshirt at Seattle U.
- As a high school senior averaged 18.0 points, 13.2 rebounds and 3.0 assists (according to MaxPreps.com) and finished his career with more than 1,000 points.
- Led his team to a 20-11 record, 10-2 in Trans Valley League (TVL) play, and a birth in the CIF state tournament in 2018-19 and a two-time first-team All-TVL selection.
- In his senior year (2018-19) was named a first-team Front Row Preps All-Region and CalHiSports.com All-State performer as well as D5 Scholar Athlete of the Year.
- As a junior, led team to the CIF Sac-Joaquin Division 6 Section championship, was named *Modesto Bee* All-District Team and earned the CIF Sac-Joaquin Sportsmanship Award.
- Named Ripon Christian's team MVP as a sophomore and senior.

### Season Highlights

- Made his college debut vs. UC Irvine (11/27) after redshirting at Seattle U in 2019-20.
- Saw a season-high 3:44 of court time vs. St. Katherine (12/2).

## 2020-21 GAME-BY-GAME STATISTICS

Opponent	GS	MP	FG	3FG	FT	O-D-R	PF	TP	A	TO	S	B
UCLA												
UC Irvine	1		0-0	0-0	0-0	0-0-0	0	0	0	0	0	0
St. Katherine	4		0-0	0-0	0-0	0-0-0	0	0	0	1	0	0
Pepperdine												
at Arizona State												
BYU												
vs. Saint Mary's												
Colorado State												
Colorado State												
Nevada												
Nevada												
at Utah State												
at Utah State												
at Air Force												
at Air Force												
Wyoming												
Wyoming												
at New Mexico												
at New Mexico												
San Jose State												
San Jose State												
at Fresno State												
at Fresno State												
Boise State												
Boise State												
at UNLV (Postponed)												
at UNLV (Postponed)												

## MISCELLANEOUS STATS/SAN DIEGO STATE RECORD

Category	2020-21 Season Games	SDSU W/L	Career Games	SDSU W/L
Double-Figure Scoring	0	0-0	0	0-0
15-Point Games	0	0-0	0	0-0
Lead SDSU in Scoring	0	0-0	0	0-0
Lead SDSU in Rebounding	0	0-0	0	0-0
Lead SDSU in Assists	0	0-0	0	0-0
Multiple Three-Pointers	0	0-0	0	0-0
One Turnover or Less	2	2-0	2	2-0
<b>Consecutive Games</b>	<b>Current</b>	<b>Long</b>		
Consecutive Games Played	-	2*		
Without Fouling Out	2	2*		
Scoring A Point	-	-		
At Least One Three-Pointer	-	-		
One Turnover or Less	2	2*		

\* - Denotes an active streak

## ALGER CAREER STATISTICS

Year	G-GS	Min.-Avg.	FG-FGA	Pct.	3P-3PA	Pct.	FT-FTA	Pct.	OR	DR	Reb	Avg.	PF-D	AT	TO	BS	ST	Pts	Avg.
20-21	2-0	5-2.5	0-0	.000	0-0	.000	0-0	.000	0	0	0	0.0	0-0	0	1	0	0	0	0.0

## SEASON/CAREER HIGHS

<b>Points</b>	28 vs. Colorado State (1/4/21)
Career	28 vs. Colorado State (1/4/21)

### Rebounds

Season	9 vs. Colorado State (1/4/21)
Career	9 vs. Colorado State (1/4/21)
	9 vs. UNLV (2/22/20)
	9 at New Mexico (1/29/20)

### Assists

Season	3 vs. Nevada (1/7/21)
	3 vs. Colorado State (1/4/21)
Career	3 vs. Nevada (1/7/21)
	3 vs. Colorado State (1/4/21)
	3 vs. Fresno State (3/6/19)
	3 vs. CSUN (1/1/19)

### Field Goals

Season	9 vs. Colorado State (1/4/21)
	9 at Arizona State (12/10/20)
Career	9 vs. Colorado State (1/4/21)
	9 at Arizona State (12/10/20)

### Field Goals Attempted

Season	15 at Arizona State (12/10/20)
Career	15 at Arizona State (12/10/20)

### Three-Point Field Goals

Season	8 vs. Colorado State (1/4/21)
Career	8 vs. Colorado State (1/4/21)

### Three-Point FG Attempted

Season	11 vs. Colorado State (1/4/21)
Career	11 vs. Colorado State (1/4/21)

### Free Throws

Season	6 vs. Saint Mary's (12/22/20)
Career	7 vs. Texas Southern (11/14/18)

### Free Throws Attempted

Season	6 vs. Saint Mary's (12/22/20)
Career	7 vs. Texas Southern (11/14/18)

### Steals

Season	2 vs. Colorado State (1/4/21)
	2 vs. Colorado State (1/2/21)
	2 at Arizona State (12/10/20)
	2 vs. St. Katherine (12/2/20)
Career	4 vs. Jackson State (11/27/18)

### Blocked Shots

Season	1 vs. Nevada (1/7/21)
Career	1 - 8x, last at San Diego (11/20/19)

### Minutes Played

Season	32:57 at Arizona State (12/10/20)
Career	37 at California (12/8/18)



# 20 • JORDAN SCHAKEL

GUARD • 6-6 • 200 • SENIOR - 3L

TORRANCE, CALIF. (BISHOP MONTGOMERY HIGH)

2019-20 - Continental Tires Las Vegas Invitational All-Tournament Team

Mountain West Player of the Week (12/14/20)

### Rankings

- **MW** - No. 1 - Three-Point FG Percentage (.462); No. 2 - Three-Point FGM (3.00/g); No. 12 - Scoring (13.90/g)
- **NCAA** - No. 31 - Three-Point FG Percentage (.462); No. 33 - Three-Point FG per game (3.00/g); No. 33 - Three-Point FG (30); No. 71 - Three-Point FG Attempts (65); No. 217 - Points (139); No. 340 - Points per Game (13.9)
- **SDSU CAREER** - No. 1 - Free Throw Percentage (.8671); No. 2 - Three-point FG Percentage (.4174); No. 5 - Three-Point Field Goals (172); No. 9 - Three-Point FG Attempts (412); No. 16 - Conference Victories (35); No. 18 - Victories (75)
- **SDSU SINGLE SEASON** - No. 6 - Three-Point FG Percentage - (.43.6 in 2020); No. 13 - Three-Point FG Percentage - (.41.5 in 2019); No. 11 - Victories (30); No. 11 - Three-Point Field Goals - (71 in 2020); No. 18 - Three-Point FG Attempts (163); No. 27 - Three-Point FG Percentage - (.38.3 in 2018)

### Quick Hits

- Pronounced SHACK-ul
- Entering 2020-21, 70.6 percent (142-of-201) of career buckets are from three-point range.
- Has hit multiple three pointers in 43 games in his career entering 2020-21 and the Aztecs are 35-8 in those games.
- A spot-up shooter who can get to the rim and has improved defensively.
- Entering 2020-21 has played 1,955 career minutes and committed just 41 turnovers (a 0.84 turnovers per 40 minutes played) and a better than 1.6:1 assist-to-turnover ratio.
- Reached double figure scoring in 20-of-32 games in 2019-20 after reaching that plateau 10 times in the previous two seasons (61 games).
- His .417 career three-point FG percentage & .867 free throw percentage rank No. 24 & No. 14, respectively, among active NCAA players.

### Season Highlights

- Led team w/ 15 pts vs. No. 22/21 UCLA (11/25). In 31 double digit scoring games, SDSU is 28-3. Sank multiple threes for the 44th time (SDSU is 36-8 in those games).
- Vs. St. Katherine (12/2) paced the offense with 16 points and has a season-best two steals.
- Led the team, and had season-bests with five rebounds and 17 points vs. Pepperdine (12/6). It was the 11th time in his career he has scored 15 or more points and in those games, SDSU is 10-1.
- Set career-highs in points (25), FG (9) & FGA (15) at Arizona State (12/10).
- With 12 points vs. Saint Mary's (12/22) recorded his fifth double-digit scoring game of the season.
- Reached double digit scoring (12 pts.) vs. Colorado State (1/2) & equaled a season-high w/ two steals.
- Set career-highs with 28 points, including hitting a career-best 8 three pointers. **The eight threes are the most by an Aztec player since Chase Tapley had eight at Baylor on Nov. 15, 2011 and tied for the second most in a game in school history.**
- Led team in assists vs. Nevada (1/7); it was the first time this season and third of his career.

### Trending

- With 75 career wins, ranks No. 18 the programs career-wins list and against Saint Mary's became the 34th player in program's DI era (1970-71) to appear in 100 contests.
- Entering the Nevada game (1/9), 69.7 percent of his buckets this year are from the bonus distance (30-of-43) and for his career 70.5 percent of his scoring output had been from beyond the arc (172-of-244).
- Versus Pepperdine (12/6) made five two-point buckets and one three pointer. It marked just the seventh time, in 100 career games, that he made three-plus more two pointers than three pointers.
- Has been the team's leading scorer in five of the nine games this season.
- Has hit at least one three pointer in each contest in 2020-21, multiple threes in seven games & three or more in five games.
- Among active players, his .867 free throw percentage ranks No. 14, .417 three-point percentage is No. 24 & 172 threes is No. 79 in Division I.
- Has progressively increased his scoring average in each of his four seasons.

## 2020-21 GAME-BY-GAME STATISTICS

Opponent	GS	MP	FG	3FG	FT	O-D-R	PF	TP	A	TO	S	B
UCLA	*	32	4-8	3-5	4-4	0-3-3	3	15	0	0	0	0
UC Irvine	*	24	1-7	1-5	0-0	0-2-2	2	3	1	1	1	0
St. Katherine	*	22	4-8	3-6	5-5	0-3-3	1	16	1	1	2	0
Pepperdine	*	31	6-12	1-6	4-5	1-4-5	0	17	0	2	1	0
at Arizona State	*	33	9-15	5-9	2-2	2-4-6	1	25	0	1	2	0
BYU	*	32	1-9	1-5	0-0	1-2-3	2	3	1	1	0	0
vs. Saint Mary's	*	28	2-6	2-5	6-6	0-2-2	0	12	0	1	1	0
Colorado State	*	28	4-11	4-9	0-0	0-5-5	5	12	1	1	2	0
Colorado State	*	28	9-12	8-11	2-2	0-9-9	4	28	3	2	2	0
Nevada	*	33	3-6	2-4	0-0	0-5-5	2	8	3	0	0	1
Nevada												
at Utah State												
at Utah State												
at Air Force												
at Air Force												
Wyoming												
Wyoming												
at New Mexico												
at New Mexico												
San Jose State												
San Jose State												
at Fresno State												
at Fresno State												
Boise State												
Boise State												
at UNLV (Postponed)												
at UNLV (Postponed)												

## MISCELLANEOUS STATS/SAN DIEGO STATE RECORD

Category	2020-21 Season		Career	
	Games	SDSU W/L	Games	SDSU W/L
Double-Figure Scoring	7	6-1	37	33-4
15-Point Games	5	5-0	13	12-1
Lead SDSU in Scoring	5	5-0	10	9-1
Lead SDSU in Rebounding	1	1-0	8	7-1
Lead SDSU in Assists	1	1-0	3	1-2
Multiple Three-Pointers	7	6-1	50	41-9
One Turnover or Less	8	6-2	92	67-25
Consecutive Games	Current	Long		
Consecutive Games Played	51	51*		
Without Fouling Out	2	29		
Scoring A Point	10	20		
At Least One Three-Pointer	10	13		
One Turnover or Less	1	36		

\* - Denotes an active streak

## SCHAKEL CAREER STATISTICS

Year	G-GS	Min.-Avg.	FG-FGA	Pct.	3P-3PA	Pct.	FT-FTA	Pct.	OR	DR	Reb	Avg.	PF-D	AT	TO	BS	ST	Pts	Avg.
17-18	33-0	455-13.8	33-100	.330	27-78	.346	13-19	.684	18	50	68	2.1	66-1	19	9	3	12	106	3.2
18-19	28-16	651-23.3	63-141	.447	44-106	.431	37-44	.833	21	81	100	3.7	85-5	30	15	4	22	207	7.4
19-20	32-31	849-26.5	105-232	.453	71-163	.436	38-41	.927	22	88	110	3.4	66-1	18	17	2	27	319	10.0
20-21	10-10	292-29.2	43-94	.457	30-65	.462	23-24	.958	4	39	43	4.3	20-1	10	10	1	11	139	13.9
<b>TOTAL</b>	<b>103-57</b>	<b>2,247-21.8</b>	<b>244-567</b>	<b>.430</b>	<b>172-412</b>	<b>.417</b>	<b>111-128</b>	<b>.867</b>	<b>65</b>	<b>258</b>	<b>323</b>	<b>3.1</b>	<b>237-8</b>	<b>77</b>	<b>51</b>	<b>10</b>	<b>72</b>	<b>771</b>	<b>7.5</b>

## SEASON/CAREER HIGHS

### Points

Season	
Career	2 vs. Texas Southern (11/5/19)

### Rebounds

Season	1 vs. UC Irvine (11/27/20)
Career	1 vs. UC Irvine (11/27/20)

### Assists

Season	1 vs. St. Katherine (12/2/20)
Career	1 vs. St. Katherine (12/2/20) 1 vs. New Mexico (2/11/20) 1 vs. Cal Poly (12/28/19)

### Field Goals

Season	
Career	1 vs. Texas Southern (11/5/19)

### Field Goals Attempted

Season	1 vs. St. Katherine (12/2/20)
Career	2 vs. San Diego Christian (12/18/19) 2 vs. Texas Southern (11/5/19)

### Three-Point Field Goals

Season	
Career	

### Three-Point FG Attempted

Season	
Career	1 vs. San Diego Christian (12/18/19)

### Free Throws

Season	
Career	1 vs. Cal Poly (12/28/19)

### Free Throws Attempted

Season	
Career	2 vs. Cal Poly (12/28/19)

### Steals

Season	
Career	1 vs. Texas Southern (11/5/19)

### Blocked Shots

Season	
Career	

### Minutes Played

Season	3:44 vs. St. Katherine (12/2/20)
Career	4 vs. San Diego Christian (12/18/19)



# 21 • JARED BARNETT

GUARD • 6-1 • 145 • SOPHOMORE - SQ  
PLAYA VISTA, CALIF. (WESTCHESTER HIGH)

### Quick Hits

- Competed in 10 games as a walk-on during the 2019-20 season.
- Was not part of the travel squad during his freshman season.
- As a senior in high school averaged 13.0 points, 6.0 assists and 3.0 rebounds (according to Max-Preps) and guided his team to a 24-5 record and a birth in the Los Angeles City Section finals in 2018-19.
- Earned second-team All-Western League honors his final year at Westchester High School.

### Season Highlights

- Made his season debut vs. UC Irvine (11/27) and grabbed his first collegiate rebound.
- In a season-high 3:44 vs. St. Katherine (12/2) picked up his first assist and attempted his first shot of the season.

## 2020-21 GAME-BY-GAME STATISTICS

Opponent	GS	MP	FG	3FG	FT	O-D-R	PF	TP	A	TO	S	B
UCLA		DNP										
UC Irvine	1	0-0	0-0	0-0	0-1-1	0	0	0	1	0	0	0
St. Katherine	4	0-1	0-0	0-0	0-0-0	0	0	1	0	0	0	0
Pepperdine		DNP										
at Arizona State		DNT										
BYU		DNP										
vs. Saint Mary's		DNP										
Colorado State		INJ										
Colorado State		INJ										
Nevada		INJ										
Nevada												
at Utah State												
at Utah State												
at Air Force												
at Air Force												
Wyoming												
Wyoming												
at New Mexico												
at New Mexico												
San Jose State												
San Jose State												
at Fresno State												
at Fresno State												
Boise State												
Boise State												
at UNLV (Postponed)												
at UNLV (Postponed)												

## MISCELLANEOUS STATS/SAN DIEGO STATE RECORD

Category	2020-21 Season		Career	
	Games	SDSU W/L	Games	SDSU W/L
Double-Figure Scoring	0	0-0	0	0-0
15-Point Games	0	0-0	0	0-0
Lead SDSU in Scoring	0	0-0	0	0-0
Lead SDSU in Rebounding	0	0-0	0	0-0
Lead SDSU in Assists	0	0-0	0	0-0
Multiple Three-Pointers	0	0-0	0	0-0
One Turnover or Less	2	2-0	12	12-0
<b>Consecutive Games</b>	<b>Current</b>		<b>Long</b>	
Consecutive Games Played	-		3	
Without Fouling Out	12		12*	
Scoring A Point	-		1	
At Least One Three-Pointer	-		-	
One Turnover or Less	12		12*	

\* - Denotes an active streak

## BARNETT CAREER STATISTICS

Year	G-GS	Min.-Avg.	FG-FGA	Pct.	3P-3PA	Pct.	FT-FTA	Pct.	OR	DR	Reb	Avg.	PF-D	AT	TO	BS	ST	Pts	Avg.
19-20	10-0	16-1.6	1-6	.167	0-1	.000	1-2	.500	0	0	0	0.0	5-0	2	2	0	1	3	0.3
20-21	2-0	5-2.5	0-1	.000	0-0	.000	0-0	.000	0	1	1	0.5	0-0	1	1	0	0	0	0.0
<b>TOTAL</b>	<b>12-0</b>	<b>21-1.8</b>	<b>1-7</b>	<b>.143</b>	<b>0-1</b>	<b>.000</b>	<b>1-2</b>	<b>.500</b>	<b>0</b>	<b>1</b>	<b>1</b>	<b>0.1</b>	<b>5-0</b>	<b>3</b>	<b>3</b>	<b>0</b>	<b>1</b>	<b>3</b>	<b>0.3</b>



## SEASON/CAREER HIGHS

### Points

Season	10 vs. Pepperdine (12/6/20)
Career	11 at Ohio State (1/11/18)*

### Rebounds

Season	6 vs. St. Katherine (12/2/20)
Career	8 vs. Catholic University (12/12/17)*

### Assists

Season	3 vs. UC Irvine (11/27/20)
Career	3 vs. UC Irvine (11/27/20)

### Field Goals

Season	5 vs. Pepperdine (12/6/20)
Career	5 vs. Pepperdine (12/6/20)

### Field Goals Attempted

Season	6 vs. Pepperdine (12/6/20)
Career	6 vs. Pepperdine (12/6/20)

### Three-Point Field Goals

Season	1 vs. Colorado State (1/4/21)
	1 vs. Brigham Young (12/18/20)
	1 vs. UC Irvine (11/27/20)
	1 vs. UC Irvine (11/27/20)
	1 vs. Rutgers (12/17/18)*
Career	1 vs. Minnesota (1/18/18)*
	1 at Michigan (1/15/18)*
	1 at Ohio State (1/11/18)*
	1 vs. Catholic University (12/12/17)*
	1 vs. Gardner-Webb (12/9/17)*
	1 vs. Jackson State (11/20/17)*

### Three-Point FG Attempted

Season	3 vs. UC Irvine (11/27/20)
Career	3 vs. UC Irvine (11/27/20)

### Free Throws

Season	1 vs. Colorado State (1/4/21)
	1 at Arizona State (12/10/20)
	1 vs. UCLA (11/25/20)
Career	4 at Ohio State (1/11/18)*

### Free Throws Attempted

Season	2 vs. Colorado State (1/4/21)
Career	7 at Ohio State (1/11/18)*

### Steals

Season	3 vs. Pepperdine (12/6/20)
Career	3 vs. Pepperdine (12/6/20)

### Blocked Shots

Season	2 vs. Saint Mary's (12/22/20)
Career	2 vs. Saint Mary's (12/22/20)
	2 vs. Loyola Chicago (12/8/18)*
	2 vs. Wisconsin (2/4/18)*

### Minutes Played

Season	18:10 vs. St. Katherine (12/2/20)
Career	25 vs. Minnesota (1/18/18)*

\* - at Maryland



# 23 • JOSHUA TOMAIĆ

FORWARD • 6-9 • 230 • SENIOR - TR

LANZAROTE, CANARY ISLANDS, SPAIN (CANARIAS ACADEMY/MARYLAND)

### Rankings

- **MW** - No. 14 - Steals (1.20/g)
- **NCAA** - No. 308 - Steals (12)

### Quick Hits

- Pronounced toe-MY-itch
- When he initially signed with and competed for Maryland, he was reportedly the first Canarian to compete for an NCAA collegiate basketball program.
- Speaks Spanish, English, German and Croatian.
- Has a 7-1 wing span and can play with his back to the basket, step out and hit from long range as well as run the floor.
- A 2020 graduate of Maryland and has one season of eligibility.

### Season Highlights

- Made his SDSU debut vs. No. 22/21 UCLA (11/25) & in 15 minutes grabbed 3 rebs, had 1 assist and 1 steal along with 9 pts, his highest point total since he has 11 at Ohio State (1/11/18).
- Totaled a career-best three assists vs. UC Irvine (11/27).
- Had his best rebounding game of the season with 6 vs. St. Katherine (12/2).
- Reached double figure scoring with 10 pts. vs. Pepperdine (12/6). It was the first time he reached double digits since a game at Ohio State (1-11-18), where he set his career-high w/11.
- At Arizona State (12/10), had his second game of the season with more offensive than defensive boards (2 off, 0 def).
- Equaled a career-high with two blocks vs. Saint Mary's (12/22).

### Trending

- In the first 10 games of this season he has 42 pts. versus 26 total points in 36 appearances in his final two seasons at Maryland.
- **Has 12 steals in 10 games this year after not recording a steal in 62 games at Maryland.**
- His .529 FG percentage ranks No. 2 on the team.
- Logged double-digit minutes in the last five games; the second longest streak of his career, trailing only a six-game run from Jan. 4-Jan. 22, 2018.
- His 12 straight appearances (dating back to March 3, 2020) is the second longest games played streak of his career trailing a 23-game run from Dec. 7, 2017 to Nov. 6, 2018.
- **Has four blocks in the last four games, after recording 4 in his previous 22 games.**

## 2020-21 GAME-BY-GAME STATISTICS

Opponent	GS	MP	FG	3FG	FT	O-D-R	PF	TP	A	TO	S	B
UCLA	15	4-5	0-1	1-1	2-1-3	4	9	1	0	1	0	0
UC Irvine	17	2-4	1-3	0-0	0-1-1	3	5	3	3	1	0	0
St. Katherine	18	0-0	0-0	0-0	0-6-6	2	0	0	0	1	0	0
Pepperdine	14	5-6	0-1	0-0	1-4-5	4	10	0	1	2	0	0
at Arizona State	9	1-4	0-2	1-1	2-0-2	4	3	0	0	1	0	0
BYU	16	1-4	1-2	0-1	0-2-2	1	3	2	0	2	0	0
vs. Saint Mary's	15	2-3	0-0	0-0	0-2-2	3	4	1	1	0	2	0
Colorado State	16	2-3	0-0	0-0	0-3-3	2	4	0	0	1	1	0
Colorado State	16	1-2	1-1	1-2	2-1-3	3	4	1	2	1	1	0
Nevada	14	0-3	0-0	0-0	2-1-3	3	0	0	0	1	0	0
Nevada												
at Utah State												
at Utah State												
at Air Force												
at Air Force												
Wyoming												
Wyoming												
at New Mexico												
at New Mexico												
San Jose State												
San Jose State												
at Fresno State												
at Fresno State												
Boise State												
Boise State												
at UNLV (Postponed)												
at UNLV (Postponed)												

## MISCELLANEOUS STATS/MARYLAND & SAN DIEGO STATE RECORD

Category	2020-21 Season		Career	
	Games	SDSU W/L	Games	UM & SDSU W/L
Double-Figure Scoring	1	1-0	2	1-1
15+ Point Games	0	0-0	0	0-0
Lead Team in Scoring	0	0-0	0	0-0
Lead Team in Rebounding	0	0-0	2	2-0
Lead Team in Assists	1	1-0	1	1-0
10+ Rebound Games	0	0-0	0	0-0

Consecutive Games	Current	Long
Double Figure Scoring	-	1
With At Least One Assist	-	3
Played 30 or More Minutes	-	-
Consecutive Starts	-	1

\* - Denotes an active streak

## TOMAIĆ CAREER STATISTICS

Year	G-GS	Min.-Avg.	FG-FGA	Pct.	3P-3PA	Pct.	FT-FTA	Pct.	OR	DR	Reb	Avg.	PF-D	AT	TO	BS	ST	Pts	Avg.
17-18*	26-1	230-8.8	20-31	.645	7-15	.467	10-17	.588	17	30	47	1.8	21-0	8	10	6	0	57	2.2
18-19*	20-1	71-3.6	4-9	.444	0-1	.000	0-1	.000	5	11	16	0.8	11-0	0	5	3	0	8	0.4
19-20*	16-0	54-3.4	8-11	.727	0-2	.000	2-4	.500	4	4	8	0.5	12-0	0	0	1	0	18	1.1
20-21	10-0	148-14.8	18-34	.529	3-10	.300	3-5	.600	9	21	30	3.0	29-0	8	7	4	12	42	4.2
<b>TOTAL</b>	<b>72-2</b>	<b>503-7.0</b>	<b>50-85</b>	<b>.588</b>	<b>10-28</b>	<b>.357</b>	<b>15-27</b>	<b>.556</b>	<b>35</b>	<b>66</b>	<b>101</b>	<b>1.4</b>	<b>73-0</b>	<b>16</b>	<b>22</b>	<b>14</b>	<b>12</b>	<b>125</b>	<b>1.7</b>

\* - at Maryland

## SEASON/CAREER HIGHS

### Points

Season

### Rebounds

Season

### Assists

Season

### Field Goals

Season

### Field Goals Attempted

Season

### Three-Point Field Goals

Season

### Three-Point FG Attempted

Season

### Free Throws

Season

### Free Throws Attempted

Season

### Steals

Season

### Blocked Shots

Season

### Minutes Played

Season 1:00 vs. St. Katherine (12/2/20)



# 24 • TYLER BROUGHTON

GUARD • 6-4 • 190 • FRESHMAN - HS  
LADERA RANCH, CALIF. (TESORO HIGH)

### Quick Hits

- Twin brother Triston is a member of the San Diego State men's basketball team.
- A member of the 2019-20 practice squad, helping the team to a 30-2 record, its 12th MW crown and as high as a No. 4 ranking before ending the season at No. 6.
- As a high school senior (2018-19) led the team to the Sea View League (SVL) title averaging 12.0 points and 5.0 assists (according to MaxPreps.com) and named the SVL's Most Valuable Player.
- Competed in CIF Southern Section playoffs in each of his two varsity seasons (2017-18 & 2018-19).
- Competed in the North-South Orange County All-Star basketball game in 2019.
- Son of former NBA player Chris Mills.

### Season Highlights

- Made his career debut vs. St. Katherine (12/2) playing one minute.

## 2020-21 GAME-BY-GAME STATISTICS

Opponent	GS	MP	FG	3FG	FT	O-D-R	PF	TP	A	TO	S	B
UCLA												
UC Irvine												
St. Katherine	1	0-0	0-0	0-0	0-0-0	0	0	0	0	0	0	0
Pepperdine												
at Arizona State												
BYU												
vs. Saint Mary's												
Colorado State												
Colorado State												
Nevada												
Nevada												
at Utah State												
at Utah State												
at Air Force												
at Air Force												
Wyoming												
Wyoming												
at New Mexico												
at New Mexico												
San Jose State												
San Jose State												
at Fresno State												
at Fresno State												
Boise State												
Boise State												
at UNLV (Postponed)												
at UNLV (Postponed)												

## MISCELLANEOUS STATS/SAN DIEGO STATE RECORD

Category	2020-21 Season		Career	
	Games	SDSU W/L	Games	SDSU W/L
Double-Figure Scoring	0	0-0	0	0-0
15-Point Games	0	0-0	0	0-0
Lead SDSU in Scoring	0	0-0	0	0-0
Lead SDSU in Rebounding	0	0-0	0	0-0
Lead SDSU in Assists	0	0-0	0	0-0
Multiple Three-Pointers	0	0-0	0	0-0
One Turnover or Less	1	1-0	1	1-0
<b>Consecutive Games</b>	<b>Current</b>	<b>Long</b>		
Consecutive Games Played	-	1*		
Without Fouling Out	1	1*		
Scoring A Point	-	-		
At Least One Three-Pointer	-	-		
One Turnover or Less	1	1*		

## TYLER BROUGHTON CAREER STATISTICS

Year	G-GS	Min.-Avg.	FG-FGA	Pct.	3P-3PA	Pct.	FT-FTA	Pct.	OR	DR	Reb	Avg.	PF-D	AT	TO	BS	ST	Pts	Avg.
20-21	1-0	1-1.0	0-0	.000	0-0	.000	0-0	.000	0	0	0	0.0	0-0	0	0	0	0	0	0.0

## SEASON/CAREER HIGHS

### Points

Season	18 vs. Saint Mary's (12/22/20)
Career	18 vs. Saint Mary's (12/22/20)

### Rebounds

Season	15 at Arizona State (12/10/20)
Career	15 at Arizona State (12/10/20)

### Assists

Season	2 vs. Colorado State (1/2/21)
Career	4 vs. San José State (3/2/19)

### Field Goals

Season	8 vs. Saint Mary's (12/22/20)
Career	8 vs. Saint Mary's (12/22/20)

### Field Goals Attempted

Season	12 at Arizona State (12/10/20)
Career	12 at Arizona State (12/10/20)

### Three-Point Field Goals

Season	
Career	

### Three-Point FG Attempted

Season	2 at Arizona State (12/10/20)
Career	2 at Arizona State (12/10/20)

### Free Throws

Season	8 vs. Nevada (1/7/21)
Career	8 vs. Nevada (1/7/21)

### Free Throws Attempted

Season	10 vs. Nevada (1/7/21)
Career	10 vs. Nevada (1/7/21)

### Steals

Season	1 vs. Nevada (1/7/21)
	1 at Arizona State (12/10/20)
	1 vs. Pepperdine (12/6/20)
	1 vs. UC Irvine (11/27/20)
	1 vs. UCLA (11/25/20)
Career	2 vs. San Diego Christian (12/18/19)
	2 vs. San Jose State (12/8/19)
	2 vs. Iowa (11/29/19)
	2 vs. Creighton (11/28/19)

### Blocked Shots

Season	6 vs. Saint Mary's (12/22/20)
Career	6 vs. Saint Mary's (12/22/20)

### Minutes Played

Season	27:25 at Arizona State (12/10/20)
Career	32 vs. Utah State (2/9/19)



# 31 • NATHAN MENSAH

FORWARD • 6-10 • 230 • JUNIOR - 2L  
LABADI, ACCRA, GHANA (FINDLEY PREP (NEV.))

### Rankings

- **MW** - No. 2 - Blocked Shots (2.10/g); No. 4 - Defensive Rebounds (5.40/g); No. 4 - Rebounds (7.50/g); No. 9 - Offensive Rebounds (2.10/g); No. 12 - Free Throw Percentage (.684)
- **NCAA** - No. 27 - Blocks (21); No. 36 - Blocks per Game (2.10); No. 82 - Double Doubles (2); No. 92 - Rebounds (75); No. 138 - Rebounds per game (7.50); No. 149 - Defensive Rebounds per game (5.40); No. 246 - Free Throw Attempts (38); No. 272 - Offensive Rebounds per Game (2.10); No. 299 - Free Throws (26)
- **SDSU CAREER** - No. 10 - Blocked Shots (82)

### Quick Hits

- Pronounced MEN-sa
- Started 33 straight games over two seasons before an injury ended his 2019-20 season.
- MW Ranking in 2018-19: 5th in blocks, 10th in offensive rebounds & 16th in rebounds.
- In 2018-19, his 187 total rebounds and 39 blocks rank eighth and fourth, respectively, in SDSU's Division I freshman history.
- Was on pace to set career-high in nearly every statistical category before his season came to an end after 13 games in 2019-20.

### Season Highlights

- Made his first appearance since Dec. 18, 2019 & led the team w/ 7 rebs. vs. No. 22/21 UCLA (11/25) and hoisted the first three-pointer of his career.
- Scored a then season-high 9 pts. (4-of-7 FG & 1-of-3 FT) vs. UC Irvine (11/27).
- Vs. St. Katherine (12/2), was an efficient on 3-of-6 FG & 3-of-4 FT for 9 points and led the team in rebounds (7) for the second time this season.
- Enjoyed the best game of his career with 17 pts & 15 rebs at Arizona State (12/10) also blocked a season-high three shots.
- Recorded a career-high 18 points vs. Saint Mary's (12/22) on 8-of-9 shooting from the floor and 2-of-2 from the line and blocked a career-best 6 shots.
- His 15 boards at Arizona State and 6 blocked shots vs. Saint Mary's (12/22) are the most for any player in the MW this season.
- Scored in double figures, 11 pts vs. Colorado State (1/4), for the third time in five games and in those games his shooting .741 (20-of-27).
- Scored in double figures (16 pts vs. Nevada - 1/7) for the second game in a row & converted 8-of-10 free throws (both career-highs).

### Trending

- Averages 12.4 rebounds per 40 minutes played for his career (351 rebs in 1,134 minutes).
- Through nine games has committed 9 turnover in 228 minutes (1.5 turnovers per 40 minutes played).
- Has 18 blocked shots in the last six games, is averaging 2.1 per game this season and is one of two players in the MW who have recorded at least three blocks in a game twice this season (Utah State's Neemias Queta). Mensah has done it four times, in the last six games.
- 82 career blocked shots rank No. 10 on the program's career list.
- His 44 total rebounds over the five games from Dec. 2 - Dec. 22 are the most in a five game stretch in his college career, ahead of the 43 boards over the first five games of the 2019-20 season.
- In his last 14 games has 101 rebounds (7.2 per game).
- His 1.44 career blocks per game ranks No. 41 among active Division I players.

## 2020-21 GAME-BY-GAME STATISTICS

Opponent	GS	MP	FG	3FG	FT	O-D-R	PF	TP	A	T.O	S	B
UCLA	*	19	2-5	0-1	0-0	1-6-7	4	4	1	0	1	1
UC Irvine	*	19	4-7	0-0	1-3	3-2-5	2	9	1	0	1	0
St. Katherine	*	18	3-6	0-0	3-4	2-4-6	2	6	0	0	0	1
Pepperdine	*	21	2-4	0-0	2-2	2-4-6	2	6	0	1	1	1
at Arizona State	*	27	7-12	0-2	3-4	4-11-15	3	17	1	1	1	3
BYU	*	24	2-2	0-0	4-5	1-2-3	5	8	1	1	0	3
vs. Saint Mary's	*	25	8-9	0-0	2-2	3-10-13	2	18	1	2	0	6
Colorado State	*	24	1-3	0-0	2-4	1-3-4	1	4	2	0	0	1
Colorado State	*	24	5-6	0-0	1-4	3-5-8	4	11	0	2	0	3
Nevada	*	26	4-7	0-0	8-10	1-6-7	4	16	1	2	1	2
Nevada												
at Utah State												
at Utah State												
at Air Force												
at Air Force												
Wyoming												
Wyoming												
at New Mexico												
at New Mexico												
San Jose State												
San Jose State												
at Fresno State												
at Fresno State												
Boise State												
Boise State												
at UNLV (Postponed)												
at UNLV (Postponed)												

## MISCELLANEOUS STATS/SAN DIEGO STATE RECORD

Category	2020-21 Season		Career	
	Games	SDSU W/L	Games	SDSU W/L
Double-Figure Scoring	4	4-0	14	13-1
15-Point Games	3	3-0	4	4-0
Double-Doubles	2	2-0	5	5-0
10-Rebounding Games	2	2-0	9	9-0
Lead SDSU in Scoring	1	1-0	2	2-0
Lead SDSU in Rebounding	5	5-0	19	16-3
Lead SDSU in Assists	0	0-0	0	0-0
One Turnover or Less	7	5-2	45	32-13

Consecutive Games	Current	Long
Double-Figure Scoring	2	2*
Double-Figure Rebounding	-	2
Consecutive Games Played	10	47
Without Fouling Out	4	22
Scoring A Point	18	18*
One Turnover or Less	-	15

\* - Denotes an active streak

## MENSAH CAREER STATISTICS

Year	G-GS	Min.-Avg.	FG-FGA	Pct.	3P-3PA	Pct.	FT-FTA	Pct.	OR	DR	Reb	Avg.	PF-D	AT	TO	BS	ST	Pts	Avg.
18-19	34-20	642-18.9	72-133	.541	0-0	.000	46-65	.708	80	107	187	5.5	94-4	20	22	39	9	190	5.6
19-20	13-13	263-20.2	37-60	.617	0-0	.000	16-25	.640	27	62	89	6.8	30-0	4	14	22	10	90	6.9
20-21	10-10	228-22.8	38-61	.623	0-3	.000	26-38	.684	21	54	75	7.5	27-1	8	9	21	5	102	10.2
<b>TOTAL</b>	<b>57-43</b>	<b>1,134-19.9</b>	<b>147-254</b>	<b>.579</b>	<b>0-3</b>	<b>.000</b>	<b>88-128</b>	<b>.688</b>	<b>128</b>	<b>223</b>	<b>351</b>	<b>6.2</b>	<b>151-5</b>	<b>32</b>	<b>45</b>	<b>82</b>	<b>24</b>	<b>382</b>	<b>6.7</b>

## SEASON/CAREER HIGHS

<b>Points</b>
Season
<b>Rebounds</b>
Season
<b>Assists</b>
Season
<b>Field Goals</b>
Season
<b>Field Goals Attempted</b>
Season
<b>Three-Point Field Goals</b>
Season
<b>Three-Point FG Attempted</b>
Season
<b>Free Throws</b>
Season
<b>Free Throws Attempted</b>
Season
<b>Steals</b>
Season
<b>Blocked Shots</b>
Season
<b>Minutes Played</b>
Season



# 32 • DEREK MORHAR

GUARD • 6-5 • 165 • FRESHMAN - HS  
CALABASAS, CALIF. (CALABASAS HIGH)

### Quick Hits

- Pronounced MORE-har.
- Earned high school team's Most Valuable Player as a senior, averaging 17.6 points and 5.5 rebounds, and was twice named the team's Most Improved Player (as a sophomore and a junior).
- A first-team All-Marmonte League performer and Ventura County Basketball Coaches Association all-county selection as a senior.
- Won the Marmonte League championship as a junior, with a 7-1 conference record and competed in the CIF Southern Section playoffs.

### 2020-21 GAME-BY-GAME STATISTICS

Opponent	GS	MP	FG	3FG	FT	O-D-R	PF	TP	A	TO	S	B
UCLA												
UC Irvine												
St. Katherine												
Pepperdine												
at Arizona State												
BYU												
vs. Saint Mary's												
Colorado State												
Colorado State												
Nevada												
Nevada												
at Utah State												
at Utah State												
at Air Force												
at Air Force												
Wyoming												
Wyoming												
at New Mexico												
at New Mexico												
San Jose State												
San Jose State												
at Fresno State												
at Fresno State												
Boise State												
Boise State												
at UNLV (Postponed)												
at UNLV (Postponed)												

### MISCELLANEOUS STATS/SAN DIEGO STATE RECORD

Category	2020-21 Season		Career	
	Games	SDSU W/L	Games	SDSU W/L
Double-Figure Scoring	0	0-0	0	0-0
15-Point Games	0	0-0	0	0-0
Lead SDSU in Scoring	0	0-0	0	0-0
Lead SDSU in Rebounding	0	0-0	0	0-0
Lead SDSU in Assists	0	0-0	0	0-0
Multiple Three-Pointers	0	0-0	0	0-0
One Turnover or Less	0	0-0	0	0-0

Consecutive Games	Current	Long
Consecutive Games Played	-	-
Without Fouling Out	-	-
Scoring A Point	-	-
At Least One Three-Pointer	-	-
One Turnover or Less	-	-

## MORHAR CAREER STATISTICS

Year	G-GS	Min.-Avg.	FG-FGA	Pct.	3P-3PA	Pct.	FT-FTA	Pct.	OR	DR	Reb	Avg.	PF-D	AT	TO	BS	ST	Pts	Avg.
20-21	0-0	0-0.0	0-0	.000	0-0	.000	0-0	.000	0	0	0	0.0	0-0	0	0	0	0	0	0.0 0.0 0-0

## SEASON/CAREER HIGHS

### Points

Season	10 vs. UCLA (11/25/20)
Career	11 vs. Brown (12/29/18)

### Rebounds

Season	7 vs. UC Irvine (11/27/20)
Career	6 vs. Nevada (1/18/20) 6 vs. Grand Canyon (11/13/19)

### Assists

Season	3 vs. Pepperdine (12/6/20)
Career	3 vs. Pepperdine (12/6/20) 3 at UNLV (3/14/19) 3 at Utah State (2/26/19) 3 at Colorado State (2/12/19)

### Field Goals

Season	4 vs. UCLA (11/25/20)
Career	4 vs. UCLA (11/25/20) 4 vs. Utah State (3/7/20) 4 at BYU (11/9/19) 4 vs. New Mexico (1/15/19) 4 vs. CS Dominguez Hills (12/12/18)

### Field Goals Attempted

Season	9 vs. UCLA (11/25/20)
Career	9 vs. UCLA (11/25/20) 9 at BYU (11/9/19)

### Three-Point Field Goals

Season	1 vs. Nevada (1/7/21)
Career	1 vs. Pepperdine (12/6/20) 1 vs. Nevada (1/7/21) 1 vs. Pepperdine (12/6/20) 1 vs. UNLV (1/26/19) 1 vs. New Mexico (1/15/19) 1 vs. Brown (12/29/18)

### Three-Point FG Attempted

Season	3 vs. Pepperdine (12/6/20)
Career	3 vs. Pepperdine (12/6/20)

### Free Throws

Season	4 vs. UC Irvine (11/27/20)
Career	4 vs. UC Irvine (11/27/20) 4 vs. Brown (12/29/18)

### Free Throws Attempted

Season	8 vs. UC Irvine (11/27/20)
Career	8 vs. UC Irvine (11/27/20)

### Steals

Season	3 vs. Brigham Young (12/18/20)
Career	4 at Colorado State (2/12/19)

### Blocked Shots

Season	
Career	2 vs. Utah State (3/7/20) 2 at UNLV (3/14/19) 2 at Utah State (2/26/19) 2 vs. Air Force (1/30/19) 2 vs. CSUN (1/1/19)

### Minutes Played

Season	25:45 vs. Pepperdine (12/6/20)
Career	26 at Utah State (2/26/19) 26 vs. Nevada (2/20/19)



# 33 • AGUEK AROP

FORWARD • 6-6 • 220 • JUNIOR - 2L  
OMAHA, NEB. (OMAHA SOUTH HIGH)

### Rankings

- **MW** - No. 14 - Offensive Rebounds (1.63/g)

### Quick Hits

- Pronounced uh-GWUK uh-ROPE
- Appeared in 53 games, all off the bench, in his first two years.
- Totaled 133 rebounds in his first two seasons (671 minutes) for an average of 7.93 boards per 40 minutes played.
- Named the 2016 Nebraska Gatorade Player of the Year after leading Omaha South Prep to a Class A state title and a 28-1 record as a junior in high school.

### Season Highlights

- Got his first career start vs. No. 22/21 UCLA (11/25) where he equaled career bests with 4 FG & 9 FGA. Reached double figures for the first time in the last 39 games (10 pts. vs. New Mexico on 1-15-18).
- Led the team with 7 rebs. (3 Off, 4 Def). It was the first time in his 55-game career that he paced the team in the category for a game.
- Three assists led the team vs. Pepperdine (12/6), were a season-high and matched his career best.
- At Arizona State (12/10) had more offensive than defensive boards for the third time in four games.
- Set a season-best with three steals vs. Brigham Young (12/18).

### Trending

- Is averaging 1.3 assists this year (10 assists in 8 games) after averaging 0.7 per game over the first 53 games of his career (38 assists in 53 games).
- In the last 28 games has 39 offensive & 34 defensive rebounds.
- Is the only player on the team with more offensive (13) than defensive rebounds (10) in 2020-21.

## 2020-21 GAME-BY-GAME STATISTICS

Opponent	GS	MP	FG	3FG	FT	O-D-R	PF	TP	A	TO	S	B
UCLA	*	24	4-9	0-2	2-2	3-1-4	2	10	1	0	0	0
UC Irvine	*	23	0-3	0-0	4-8	3-4-7	4	4	2	1	1	0
St. Katherine		INJ										
Pepperdine	*	26	3-7	1-3	1-2	3-1-4	3	8	3	1	2	0
at Arizona State	*	18	2-4	0-0	0-3	2-1-3	3	4	2	4	0	0
BYU	*	21	1-5	0-2	0-0	2-2-4	1	2	0	3	3	0
vs. Saint Mary's	*	19	1-5	0-1	0-0	0-0-0	0	2	1	0	0	0
Colorado State		DND										
Colorado State		6	1-2	0-0	0-0	0-0-0	3	2	0	2	1	0
Nevada		8	2-3	1-2	0-0	0-1-1	0	5	1	0	0	0
Nevada												
at Utah State												
at Utah State												
at Air Force												
at Air Force												
Wyoming												
Wyoming												
at New Mexico												
at New Mexico												
San Jose State												
San Jose State												
at Fresno State												
at Fresno State												
Boise State												
Boise State												
at UNLV (Postponed)												
at UNLV (Postponed)												

## MISCELLANEOUS STATS/SAN DIEGO STATE RECORD

Category	2020-21 Season		Career	
	Games	SDSU W/L	Games	SDSU W/L
Double-Figure Scoring	1	1-0	3	2-1
15-Point Games	0	0-0	0	0-0
Led SDSU in Scoring	0	0-0	0	0-0
Led SDSU in Rebounding	2	1-1	2	1-1
Led SDSU in Assists	1	1-0	3	2-1
Multiple Steals	2	1-1	4	3-1
One Turnover or Less	5	5-0	46	32-14
Consecutive Games	Current	Long		
Consecutive Games Played	2	17		
Without Fouling Out	59	59*		
Scoring A Point	14	14*		
One Turnover or Less	1	12		

\* - Denotes an active streak

## AROP CAREER STATISTICS

Year	G-GS	Min.-Avg.	FG-FGA	Pct.	3P-3PA	Pct.	FT-FTA	Pct.	OR	DR	Reb	Avg.	PF-D	AT	TO	BS	ST	Pts	Avg.
18-19	31-0	453-14.6	37-83	.446	3-15	.200	19-31	.613	34	49	83	2.7	48-1	30	26	18	17	96	3.1
19-20	22-0	218-9.9	32-64	.500	0-6	.000	5-8	.625	26	24	50	2.3	23-0	8	13	5	8	69	3.1
20-21	8-6	143-17.9	14-38	.368	2-10	.200	7-15	.467	13	10	23	2.9	16-0	10	11	0	7	37	4.6
<b>TOTAL</b>	<b>61-6</b>	<b>814-13.3</b>	<b>83-185</b>	<b>.449</b>	<b>5-31</b>	<b>.161</b>	<b>31-54</b>	<b>.574</b>	<b>73</b>	<b>83</b>	<b>156</b>	<b>2.6</b>	<b>87-1</b>	<b>48</b>	<b>50</b>	<b>23</b>	<b>32</b>	<b>202</b>	<b>3.3</b>

## SEASON/CAREER HIGHS

### Points

Season

### Rebounds

Season

### Assists

Season

### Field Goals

Season

### Field Goals Attempted

Season

### Three-Point Field Goals

Season

### Three-Point FG Attempted

Season

### Free Throws

Season

### Free Throws Attempted

Season

### Steals

Season

### Blocked Shots

Season

### Minutes Played

Season 1:00 vs. St. Katherine (12/2/20)



# 42 • TRISTON BROUGHTON

GUARD • 6-4 • 190 • FRESHMAN - HS  
LADERA RANCH, CALIF. (TESORO HIGH)

### Quick Hits

- Twin brother Tyler is a member of the San Diego State men's basketball team.
- A member of the 2019-20 practice squad, helping the team to a 30-2 record, its 12th MW crown and as high as a No. 4 ranking before ending the season at No. 6.
- Named an All-Sea View League performer as a sophomore, junior and senior.
- Helped lead the team to the Sea View League championship as a senior (2018-19) averaging 17.0 points, 6.0 rebounds and 4.0 assists per game.
- Competed in the CIF Southern Section playoffs in each of his three varsity seasons.
- Member of the championship team at the 2018 So Cal Elite Gary Raya Classic where he earned all-tournament honors.
- A three-year team captain.
- Son of former NBA player Chris Mills.

### Season Highlights

- Made his career debut vs. St. Katherine (12/2).

## 2020-21 GAME-BY-GAME STATISTICS

Opponent	GS	MP	FG	3FG	FT	O-D-R	PF	TP	A	TO	S	B
UCLA												
UC Irvine												
St. Katherine	1	0-0	0-0	0-0	0-0-0	0	0	0	0	0	0	0
Pepperdine												
at Arizona State												
BYU												
vs. Saint Mary's												
Colorado State												
Colorado State												
Nevada												
Nevada												
at Utah State												
at Utah State												
at Air Force												
at Air Force												
Wyoming												
Wyoming												
at New Mexico												
at New Mexico												
San Jose State												
San Jose State												
at Fresno State												
at Fresno State												
Boise State												
Boise State												
at UNLV (Postponed)												
at UNLV (Postponed)												

## MISCELLANEOUS STATS/SAN DIEGO STATE RECORD

Category	2020-21 Season		Career	
	Games	SDSU W/L	Games	SDSU W/L
Double-Figure Scoring	0	0-0	0	0-0
15-Point Games	0	0-0	0	0-0
Lead SDSU in Scoring	0	0-0	0	0-0
Lead SDSU in Rebounding	0	0-0	0	0-0
Lead SDSU in Assists	0	0-0	0	0-0
Multiple Three-Pointers	0	0-0	0	0-0
One Turnover or Less	1	1-0	1	1-0
<b>Consecutive Games</b>	<b>Current</b>	<b>Long</b>		
Consecutive Games Played	-	1*		
Without Fouling Out	1	1*		
Scoring A Point	-	-		
At Least One Three-Pointer	-	-		
One Turnover or Less	1	1*		

## TRISTON BROUGHTON CAREER STATISTICS

Year	G-GS	Min.-Avg.	FG-FGA	Pct.	3P-3PA	Pct.	FT-FTA	Pct.	OR	DR	Reb	Avg.	PF-D	AT	TO	BS	ST	Pts	Avg.
20-21	1-0	1-1.0	0-0	.000	0-0	.000	0-0	.000	0	0	0	0.0	0-0	0	0	0	0	0	0.0





## GAME 4

### San Diego State 65 Pepperdine 60

Dec. 6, 2020 | San Diego, Calif.  
Viejas Arena | Att.: 0

**SAN DIEGO** — The San Diego State men's basketball team used a 24-4 run midway through the second half to erase a 16-point deficit and defeat the Pepperdine Waves, 65-60 on Sunday afternoon at Steve Fisher Court at Viejas Arena.

Jordan Schakel led the offense for the Aztecs (4-0) with 17 points, Matt Mitchell finished with 13 and Joshua Tomaic totaled 10 points.

Down 47-31 with 16:16 left in the game, Tomaic, Schakel and Mitchell combined to score 21 of the team's 24 points in a 12:37 span to erase the Waves (2-2) lead and forge a four-point advantage, which they would not relinquish en route to the five-point win.

San Diego State returns to action on Thursday, Dec. 10 at Arizona State. The Aztecs and San Devils are scheduled to tip off at 7 p.m. PT.

Pepperdine	FG	3FG	FT	R	F	TP	A	TO	S	B	MP
Edwards	* 8-18	5-9	1-1	5	1	22	1	2	2	0	38
Chukwuka	* 4-6	2-4	1-2	6	3	11	2	2	2	0	35
Altman	* 1-5	0-1	1-2	4	4	3	2	1	0	1	30
Ross	* 3-10	0-5	4-4	4	4	10	7	7	2	0	40
Smith	* 6-9	0-1	0-1	0	5	12	2	3	0	0	26
Ball	1-3	0-1	0-0	1	2	2	0	0	0	0	11
Palk Jr.	0-2	0-0	0-0	2	4	0	0	1	0	0	14
Deng	0-1	0-0	0-0	0	0	0	0	0	0	0	6
TEAM				5							
Totals	23-54	7-21	7-10	27	23	60	14	16	6	3	200

**Halftime:** Pepperdine 34, San Diego State 20. **FG%:** Pepperdine 42.6, San Diego State 42.0. **3FG%:** Pepperdine 33.3, San Diego State 10.5. **FT%:** Pepperdine 70.0, San Diego State 67.7. **Officials:** Kevin Brill, Deron White, Mike O'Neill. **Technical:** Smith (Pepperdine).



## GAME 5

### San Diego State 80 Arizona State 68

Dec. 10, 2020 | Tempe, Ariz.  
Desert Financial Arena | Att.: 0

**TEMPE, Ariz.** - San Diego State was so worried about Arizona State's fast break, it sent three players back on defense after every miss, leaving its two big men to work the offensive glass. Two against five turned out to be pretty good odds for the hard-working Aztecs.

Jordan Schakel scored 25 points, Nathan Mensah had 17 points and 15 rebounds, and No. 24 San Diego State dominated inside to beat No. 23 Arizona State 80-68 Thursday night.

"We sent the center and the power forward to the offensive glass and those guys did a great job on their own," Aztecs coach Brian Dutcher said. "It was a real key to the game."

The Sun Devils (3-2) got volume-scoring guard Alonzo Verge Jr. back after he missed two games during COVID-19 contact tracing but were without forward Marcus Bagley due to a lower left leg injury suffered Saturday against Cal.

San Diego State (5-0) already had a size advantage inside, and Bagley's absence turned it into an even bigger strength.

The Aztecs outscored Arizona State 36-9 in the paint and had 17 second-chance points on 11 offensive rebounds against the smaller Sun Devils. San Diego State pulled away with an 18-2 run in the second half to stretch the nation's longest road winning streak to 13 straight games.

"It was probably our closest to a complete game," said Schakel, who shot 5 of 9 from 3. "We still have a long way to go, but it was nice to put that kind of game together this early in the season."

The Sun Devils were pushed to the perimeter most of the night by the bigger Aztecs and, despite a couple of nice runs, didn't make enough outside shots. Arizona State shot 34% and missed 11 straight shots during a key stretch in the second half.

Verge led the Sun Devils with 25 points.

"Do we really care about how hard we've got to play? Do we know how hard we've got to play to beat a team like that?" Arizona State coach Bobby Hurley said. "There were a lot of examples of that tonight."

The Aztecs were without three players due to contact tracing, though only Keshad Johnson was expected to be part of the rotation.

Bagley's loss was a bigger one for the Sun Devils, leaving them without their top rebounder.

San Diego State took advantage, scoring 12 points off six offensive rebounds midway through the first half. The 6-10 Mensah had his way inside with 10 points and 10 rebounds in the first half to give the Aztecs a 35-33 lead.

Arizona State missed 11 of its first 15 shots before finding a better offensive rhythm and cleaned up the defensive glass better to rally from an early 12-point deficit.

The Sun Devils struggled against San Diego State's defensive pressure early in the second half and began turning the ball over, leading to a series of transition baskets during a 13-0 Aztecs run. Arizona State had a stretch of eight minutes without a field goal as San Diego State extended the lead to 59-45.

"It was a combination of poor shot selection, careless turnovers, bad transition defense after mistakes," Hurley said. "We were still up two, 43-41, with 15 minutes left with all the things that I witnessed and we found a way to do worse than that, which is scary."

#### BIG PICTURE

San Diego State won its 17th straight nonconference game behind a big night by Schakel and a dominant performance inside.

Arizona State already lacks size inside and missing Bagley really hurt, particularly when the shots weren't falling in the second half.

#### POLL IMPLICATIONS

San Diego State entered the AP Top 25 for the first time this season and could climb considerably. Even with a win over Grand Canyon on Sunday, Arizona State could end up dropping out of the poll after being manhandled by the Aztecs inside.

#### QUIET REMY

Arizona State point guard Remy Martin didn't take his first shot until the 5:14 mark of the first half — a made 3-pointer — and wasn't much of a factor. The preseason AP All-American finished with nine points on 2-of-8 shooting with five rebounds and three assists.

"He had a little bit of a blank look on him, wasn't having that fire, that energy I'm used to seeing from Remy," Hurley said. "Overall, he's got to play better in these games, games like this where he's had a history of playing well."

San Diego State	FG	3FG	FT	R	F	TP	A	TO	S	B	MP
Mitchell	* 1-7	0-4	12-15	5	3	14	2	3	2	0	26
Mensah	* 7-12	0-2	3-4	15	3	17	1	1	3	27	
Arop	* 2-4	0-0	0-3	3	3	4	2	4	0	0	18
Pulliam	* 3-8	1-2	0-0	1	4	7	2	1	1	0	29
Schakel	* 9-15	5-9	2-2	6	1	25	0	1	2	0	33
Tomaic	1-4	0-2	1-1	2	4	3	0	0	1	0	8
Seiko	1-2	0-1	0-0	3	0	2	1	0	0	0	21
Gomez	2-5	2-4	0-0	2	6	4	1	0	0	0	25
Butler	1-4	0-1	0-0	3	0	2	2	1	1	0	12
TEAM				6							
Totals	27-61	8-25	18-25	44	20	80	14	12	8	3	200

**Halftime:** San Diego State 35, Arizona State 33. **FG%:** San Diego State 44.3, Arizona State 34.5. **3FG%:** Arizona State 38.2, San Diego State 32.0. **FT%:** San Diego State 72.0, Arizona State 68.2. **Officials:** David Hall, Mike Reed, Eric Curry. **Technical:** Christopher, J. (Arizona State).



## GAME 6

### Brigham Young 72 San Diego State 62

Dec. 18, 2020 | San Diego, Calif.  
Viejas Arena | Att.:

**SAN DIEGO** - In a normal visit to San Diego State, the BYU Cougars would have to face a trash-talking student section and a sellout crowd of 12,414 at Viejas Arena.

Not this time. Because of COVID-19, Viejas Arena was empty Friday, which allowed the Cougars to focus strictly on the No. 18 Aztecs.

Alex Barcello scored 22 points and Brandon Averette hit a huge 3-pointer with 51 seconds left for BYU, which blew a 17-point lead before beating San Diego State 72-62 despite Matt Mitchell's career-high 35 points.

Playing in the empty arena, without the taunts of The Show, made a huge difference for the Cougars, who are still reviled even though the teams haven't been in the same conference for a decade.

"I've had nightmares of us having zero points in the first 19 minutes game or something," BYU coach Mark Pope said.

Actually, it was almost the opposite, as BYU used its size advantage and effective offense to take a 35-20 halftime lead before hanging on in the second half.

"Granted it's minus the 15,000 and The Show, but to come in here and get a win is a huge deal against a big-time team," Pope added. "I do think there's a very, very legitimate chance they don't lose another game this season until the postseason. They're that good. And so to come in here and get out with a win is just a tribute to our guys and how tough they are."

Mitchell was remarkable in scoring 26 points in the second half. He spurred a 14-0 run with three 3-pointers and then had a steal and dunk that tied it 61.

But BYU (7-2) regained control and handed San Diego State (5-1) its first loss. The Aztecs won their first 26 games last season and were the nation's last undefeated team en route to a 30-2 record. After Matt Haarms made a baseline jumper for a 63-61 BYU lead, Mitchell made one of two free throws. Averette then hit a 3 from straight on to put BYU up 66-62 with 51 seconds left.

"We've been doing this so long that can't you just picture that 3?" Pope said. "We beat them without The Show in here, and I don't know if we'd beat them with the Show in here. It's just different. But can't you just hear the gym? Like they're coming back, people are tearing their clothes off and going crazy and on fire. And then Brandon Averette bangs that 3 and the place goes deathly silent."

"That's how it felt when he shot it. In my mind, going live, that's how it felt for him to step up and make that big shot. There were so many huge plays but that's the fun one to talk about."

Barcello made four free throws in the last 35 seconds, sandwiched around a missed 3 by Mitchell, and Connor Harding made two free throws for the Cougars, who had a 40-26 rebounding edge.

Haarms and Averette scored 10 points apiece.

"Matt's performance was right up there," SDSU coach Brian Dutcher said. "We can take no celebration in that because we lost the game. It was fun to watch Matt put us on his shoulders but we didn't get a win, so it kind of went for naught."

Mitchell said BYU's defense "was fanned out a little bit and gave me space to work, gave me room to get to the basket, get to my spots. Some of my teammates couldn't make shots and I felt like there was a lid on the rim so I got a little more aggressive and shots started falling."

Jordan Schakel had only three points on 1-of-9 shooting after scoring a career-high 25 points in an 80-68 win at Arizona State on Dec. 10.

BYU's biggest lead was 35-18 late in the first half before Mitchell made two free throws to make it 35-20 at halftime. SDSU shot just 25 percent and had eight turnovers in the first 20 minutes. Schakel had no points and missed his only two shots.

#### BIG PICTURE

BYU: The Cougars used an impressive half-court offense in staying ahead of the Aztecs in the second half. Late in the first half, they got consecutive 3-pointers from Spencer Johnson and Barcello. The Cougars lead the series 49-25.

San Diego State: The Aztecs couldn't handle BYU's size early. They shot only 25% and had eight turnovers in the first half.

Brigham Young	FG	3FG	FT	R	F	TP	A	TO	S	B	MP
Haarms	* 5-6	0-1	0-0	8	2	10	0	0	0	1	25
Lee	* 2-6	0-1	0-0	5	2	4	1	1	0	0	16
Averette	* 4-9	2-5	0-0	2	2	10	1	4	1	1	27
Barcello	* 7-11	2-3	6-6	7	0	22	7	2	1	0	33
Harding	* 0-4	0-3	4-4	4	1	4	0	0	1	0	22
Johnson	3-7	1-5	1-2	0	1	8	0	1	0	0	24
Lohner	1-3	0-0	2-2	5	5	4	2	3	0	1	20
Harward	1-3	0-0	0-0	4	1	2	2	4	0	0	17
George	0-0	0-0	0-0	0	1	0	0	0	0	0	2
Knell	2-5	2-5	2-2	1	1	8	2	0	1	0	14
TEAM				4							
Totals	25-54	7-23	15-16	40	16	72	15	17	4	3	200

**Halftime:** Brigham Young 35, San Diego State 20. **FG%:** Brigham Young 46.3, San Diego State 36.8. **3FG%:** San Diego State 36.0, Brigham Young 30.4. **FT%:** Brigham Young 93.8, San Diego State 73.3. **Officials:** Chris Rastatter, Larry Spaulding, Kipp Kissinger. **Technical:** none.





## GAME 7

### San Diego State 74 Saint Mary's 49

Dec. 22, 2020 | San Luis Obispo, Calif.  
Mott Athletics Center | Att.: 0

**SAN LUIS OBISPO, Calif.** -- Nathan Mensah recorded a career-high 18 points, 13 rebounds and a career-best six blocked shots to lead San Diego State to a 74-49 win over Saint Mary's on Tuesday night in a game played at a neutral site.

Terrell Gomez had 13 points for San Diego State (6-1). Jordan Schakel added 12 points. Matt Mitchell had 10 points.

San Diego State dominated the first half and led 40-20 at halftime. The Gaels' 20 points in the first half marked a season low, shooting just 7-for-28.

Logan Johnson tied his career high with 15 points for the Gaels (8-2), whose eight-game winning streak was broken.



## GAME 8

### Colorado State 70 San Diego State 67

Jan. 2, 2021 | San Diego, Calif.  
Viejas Arena | Att.: 0

**SAN DIEGO (AP)** - John Tonje scored 11 points, and his four-point play with 12.3 seconds left helped carry Colorado State to a 70-67 win over San Diego State on Saturday.

Tonje buried the three and drew a foul on Jordan Schakel to give the Rams a 68-67 lead. Matt Mitchell missed a jumper for SDSU with three seconds remaining and Kendle Moore made two free throws to finish it, as CSU scored the last 11 points of the game.

The Rams had a 14-0 run earlier in the second half and a 19-0 run in the first half.

The Aztecs led 36-10 led when Terrell Gomez made a three-pointer with 8:15 left before halftime. The Rams (6-1, 3-0 Mountain West) proceeded to outscore San Diego State 23-4 to narrow their deficit to 40-33 at halftime.

The comeback is the largest in school and conference history. The Aztecs on 14-of-30 free throws.

David Roddy recorded his third consecutive double-double with 15 points and 12 rebounds for CSU.

Gomez had 19 points for the Aztecs (6-2, 0-1).

The two teams will battle each other once again on Monday, Jan. 4, starting at 6 p.m. PT inside Steve Fisher Court at Viejas Arena.



## GAME 9

### San Diego State 78 Colorado State 65

Jan. 4, 2021 | San Diego, Calif.  
Viejas Arena | Att.: 0

**SAN DIEGO** - Jordan Schakel hit 8-of-11 3-pointers and scored a career-high 28 points as San Diego State rolled past Colorado State 78-65 on Monday night.

Colorado State defeated San Diego State 70-67 on Saturday, setting a school and Mountain West Conference record by erasing a 26-point deficit. In the rally they had a 19-0 first-half run and went 14-0 in the second half before scoring the last 11 points of the game.

In this one the Rams trailed by 29, 42-13, late in the first half and had a 14-0 run early in the second half but never got closer than 14 points until scoring the final basket of the game.

Terrell Gomez had 13 points for San Diego State (7-2, 1-1 Mountain West Conference). Matt Mitchell added 12 points. Nathan Mensah had 11 points.

David Roddy and John Tonje had 15 points for the Rams (6-2, 3-1), whose four-game win streak was broken. Isaiah Stevens had 11 points.

San Diego State	FG	3FG	FT	R	F	TP	A	TO	S	B	MP
Mitchell *	1-4	1-2	7-10	4	3	10	2	2	0	1	26
Mensah *	8-9	0-0	2-2	13	2	18	1	2	0	6	25
Arop *	1-5	0-1	0-0	0	0	2	1	0	0	0	19
Pulliam *	3-5	0-1	1-2	2	3	7	0	0	0	0	20
Schakel *	2-6	2-5	6-6	2	0	12	0	1	1	0	28
Seiko *	1-3	1-3	2-2	5	2	5	0	1	0	0	16
Gomez *	5-6	3-4	0-0	0	0	13	4	2	1	0	25
Tomaic *	2-3	0-0	0-0	2	3	4	1	1	0	2	15
Johnson *	0-0	0-0	1-2	4	3	1	1	1	1	2	13
Butler *	1-2	0-1	0-0	0	3	2	0	1	1	0	9
Dimviddie Jr.	0-0	0-0	0-0	0	0	0	0	0	0	0	2
Evans *	0-0	0-0	0-0	0	0	0	1	1	0	0	1
TEAM				4							
<b>Totals</b>	<b>24-43</b>	<b>7-17</b>	<b>19-24</b>	<b>36</b>	<b>19</b>	<b>74</b>	<b>11</b>	<b>12</b>	<b>4</b>	<b>11</b>	<b>200</b>

Saint Mary's	FG	3FG	FT	R	F	TP	A	TO	S	B	MP
Tass *	2-9	0-0	0-0	7	1	4	2	1	0	0	26
Fotu *	1-3	0-1	2-2	2	4	4	1	1	1	0	20
Johnson *	4-7	1-2	6-10	2	5	15	1	3	1	0	34
Mullins *	2-7	1-5	0-0	2	2	5	3	1	2	0	28
Kuhse *	4-11	1-3	0-1	5	0	9	0	2	1	0	34
Bowen *	1-8	0-4	0-1	6	2	2	0	0	0	0	20
Saxen *	1-3	0-0	0-1	1	4	2	0	0	0	0	11
Clinton *	2-7	2-6	0-0	1	0	6	0	0	1	0	18
Brown *	1-2	0-1	0-0	0	3	2	0	1	0	0	7
Van Komen *	0-1	0-0	0-0	1	0	0	0	0	0	0	3
TEAM				5				1			
<b>Totals</b>	<b>18-58</b>	<b>5-22</b>	<b>8-15</b>	<b>32</b>	<b>21</b>	<b>49</b>	<b>7</b>	<b>10</b>	<b>6</b>	<b>0</b>	<b>200</b>

**Halftime:** San Diego State 40, Saint Mary's 20. **FG%:** San Diego State 55.8, Saint Mary's 31.0. **3FG%:** San Diego State 41.2, Saint Mary's 22.7. **FT%:** San Diego State 79.2, Saint Mary's 53.3. **Officials:** Mike Reed, Verne Harris, Doran Gotschall. **Technical:** Johnson (Saint Mary's).

Colorado State	FG	3FG	FT	R	F	TP	A	TO	S	B	MP
Thomas *	0-1	0-0	0-0	1	1	0	0	0	0	0	8
Roddy *	7-11	1-2	0-0	12	3	15	3	1	1	1	34
Thistlewood *	5-9	4-7	1-2	3	1	15	1	1	0	0	34
Moore *	4-8	3-5	2-2	5	3	13	3	3	2	0	34
Stevens *	3-13	1-6	4-4	4	2	11	9	5	1	0	40
Tonje *	3-6	2-3	3-3	2	2	11	0	1	0	0	20
Moors *	2-6	0-1	1-2	6	2	5	0	0	0	0	17
Rivera *	0-2	0-0	0-0	2	1	0	0	1	0	0	12
Byrd *	0-1	0-1	0-0	0	0	0	0	0	0	0	2
TEAM				4				1			
<b>Totals</b>	<b>24-57</b>	<b>11-27</b>	<b>11-13</b>	<b>39</b>	<b>15</b>	<b>70</b>	<b>16</b>	<b>13</b>	<b>4</b>	<b>1</b>	<b>200</b>

San Diego State	FG	3FG	FT	R	F	TP	A	TO	S	B	MP
Mitchell *	5-14	1-4	3-3	7	2	14	3	5	1	0	35
Mensah *	1-3	0-0	2-4	4	1	4	2	0	0	1	24
Seiko *	4-6	4-6	0-0	2	3	12	4	2	0	0	25
Pulliam *	0-4	0-1	2-3	5	4	2	6	1	1	0	35
Schakel *	4-11	4-9	0-0	5	5	12	1	1	2	0	28
Gomez *	7-15	5-9	0-0	2	0	19	2	0	4	0	30
Tomaic *	2-3	0-0	0-0	3	2	4	0	0	1	1	16
Johnson *	0-1	0-1	0-2	1	0	0	0	1	0	1	5
Butler *	0-0	0-0	0-0	0	0	0	0	0	0	0	2
TEAM				2				0			
<b>Totals</b>	<b>23-57</b>	<b>14-30</b>	<b>7-12</b>	<b>31</b>	<b>17</b>	<b>67</b>	<b>18</b>	<b>10</b>	<b>9</b>	<b>3</b>	<b>200</b>

**Halftime:** San Diego State 40, Colorado State 33. **FG%:** Colorado State 42.1, San Diego State 40.4. **3FG%:** San Diego State 46.7, Colorado State 34.7. **FT%:** Colorado State 84.6, San Diego State 58.3. **Officials:** Tony Padilla, Tommy Nunez, Brad Ferrie. **Technical:** Seiko (San Diego State).

Colorado State	FG	3FG	FT	R	F	TP	A	TO	S	B	MP
Moors *	4-7	0-1	1-2	2	2	9	0	2	0	0	22
Roddy *	4-7	0-0	7-12	5	4	15	1	3	1	1	38
Thistlewood *	1-8	0-6	3-3	0	5	0	0	0	0	0	26
Stevens *	4-10	1-3	2-2	9	1	11	10	4	3	0	40
Rivera *	1-4	1-2	0-0	2	3	3	1	2	1	0	19
Tonje *	4-7	3-4	4-4	2	2	15	0	2	0	0	26
Byrd *	2-4	2-4	1-1	0	1	7	2	2	1	0	21
Thomas *	0-0	0-0	0-1	1	0	0	1	0	1	0	8
TEAM				6				2			
<b>Totals</b>	<b>20-47</b>	<b>7-20</b>	<b>18-25</b>	<b>27</b>	<b>16</b>	<b>65</b>	<b>15</b>	<b>17</b>	<b>7</b>	<b>1</b>	<b>200</b>

San Diego State	FG	3FG	FT	R	F	TP	A	TO	S	B	MP
Mitchell *	4-5	2-3	2-3	2	4	12	2	2	1	0	33
Mensah *	5-6	0-0	1-4	8	4	11	0	2	0	3	24
Seiko *	0-6	0-5	0-0	0	2	0	2	1	1	0	20
Pulliam *	2-5	0-0	0-0	3	0	4	5	1	0	0	28
Schakel *	9-12	8-11	2-2	9	4	28	3	2	2	0	28
Gomez *	5-9	3-6	0-0	1	1	13	4	4	1	0	30
Butler *	2-5	0-1	0-0	1	4	4	1	1	1	0	13
Tomaic *	1-2	1-1	1-2	3	3	4	1	2	1	1	16
Arop *	1-2	0-0	0-0	0	3	2	0	2	1	0	7
TEAM				0				0			
<b>Totals</b>	<b>29-52</b>	<b>14-27</b>	<b>6-11</b>	<b>30</b>	<b>25</b>	<b>78</b>	<b>18</b>	<b>17</b>	<b>8</b>	<b>4</b>	<b>200</b>

**Halftime:** San Diego State 45, Colorado State 27. **FG%:** San Diego State 45.8, Colorado State 42.6. **3FG%:** San Diego State 51.9, Colorado State 35.0. **FT%:** Colorado State 72.0, San Diego State 54.5. **Officials:** Randy McCall, Verne Harris, Chris Rastatter. **Technical:** none.



## GAME 10

### San Diego State 65 Nevada 60

Jan. 7, 2021 | San Diego, Calif.  
Viejas Arena | Att.: 0



## GAME 11

### San Diego State Nevada

Jan. 9, 2021 | San Diego, Calif.  
Viejas Arena | Att.:



## GAME 12

### San Diego State Utah State

Jan.14, 2021 | Logan, Utah  
Dee Glen Smith Spectrum | Att.:

**SAN DIEGO** - Matt Mitchell recorded the second double double of his career, with 20 points and 10 rebounds, and the San Diego State men's basketball team defeated the Nevada Wolf Pack 65-60 on Thursday night in Viejas Arena.

Nevada led 60-58 with 2:04 to play, when senior guard Jordan Schakel hit a three pointer to put SDSU up 61-60. Down the stretch, Mitchell and junior forward Nathan Mensah hit two free throws each to secure the victory.

In a game in which neither team led by more than seven points, there were six lead changes and seven ties, San Diego State improves to 8-3 overall and 2-1 in Mountain West Conference action.

Mensah added 16 points, including a career-best 8-of-10 from the free throw line, and seven rebounds for the Aztecs. Trey Pulliam, a senior guard, added 10 points, reaching double figures for the second time in his major college career.

The teams got off to a hot shooting start. The Aztecs went 8-of-8 to open the game and didn't miss a shot until the 12:39 mark. Over the same time span, Nevada (8-4, 3-2 MW) was 5-of-8, but the teams then went a combined 1-of-17 over the next 8:04 and a defensive battle ensued.

The teams went to the locker room with San Diego State leading 32-28. The Aztecs improved to 7-1 this season and 68-10 in the Brian Dutcher era when they lead at the half.

Mensah finished the first 20 minutes with a team-high 11 points. It marked the second game in a row the Accra, Ghana native, reached double figure scoring and the third time in his career he has had back-to-back games of 10-plus points. Mensah provided 16 of the team's 26 point in the paint and provided as many points in the lane as the entire Nevada roster.

In the second half, Mitchell scored 18 of San Diego State's 33 points and with his 20 points in the game, moved passed Chad Nelson, Kyle Spain and Xavier Thames on the program's career-scoring list. The Riverside, Calif., native, has scored 1,239 career points which ranks 14th all time for the Aztecs.

Grant Sherfield finished with a game-high 22 points for the Wolf Pack. Desmond Cambridge added 16 points.

The team's starting five provided 90.4 percent of the scoring (113-of-124 points). San Diego State's bench outscored the Nevada bench 8-to-4).

Nevada	FG	3FG	FT	R	F	TP	A	TO	S	B	MP
Washington *	2-4	0-0	5-7	4	4	9	0	2	0	1	25
Coleman *	0-5	0-3	2-2	3	2	2	1	0	0	0	30
Meeks *	3-4	1-2	0-0	4	5	7	0	2	1	0	29
Cambridge *	6-13	4-6	0-0	5	3	16	2	3	1	1	30
Sherfield *	8-19	2-6	4-4	5	3	22	5	2	2	0	34
Hymes	1-4	0-0	0-0	4	1	2	1	0	0	2	15
Robinson	0-1	0-0	0-0	4	0	0	0	0	0	1	11
Milling	1-7	0-3	0-0	0	1	2	3	0	1	0	26
Huseinovic	0-0	0-0	0-0	0	0	0	0	0	0	0	1
TEAM				2				0			
<b>Totals</b>	<b>21-57</b>	<b>7-20</b>	<b>11-13</b>	<b>31</b>	<b>19</b>	<b>60</b>	<b>12</b>	<b>9</b>	<b>5</b>	<b>5</b>	<b>200</b>

San Diego State	FG	3FG	FT	R	F	TP	A	TO	S	B	MP
Mitchell *	5-12	1-3	9-10	10	2	20	0	4	2	1	34
Mensah *	4-7	0-0	8-10	7	4	16	1	2	1	2	26
Seiko *	1-2	1-2	0-0	2	0	3	1	2	0	0	22
Pulliam *	4-9	0-2	2-2	3	1	10	1	0	0	0	31
Schakel *	3-6	2-4	0-0	5	2	8	3	0	0	1	33
Gomez	0-5	0-2	0-0	0	1	0	3	1	0	0	24
Arap	2-3	1-2	0-0	1	0	5	1	0	0	0	8
Butler	1-2	1-1	0-0	1	1	3	0	1	0	0	9
Tomaic	0-3	0-0	0-0	3	3	0	0	0	1	0	14
TEAM				3				0			
<b>Totals</b>	<b>20-49</b>	<b>6-16</b>	<b>19-22</b>	<b>35</b>	<b>14</b>	<b>65</b>	<b>10</b>	<b>10</b>	<b>4</b>	<b>4</b>	<b>200</b>

**Halftime:** San Diego State 32, Nevada 28. **FG%:** San Diego State 40.8, Nevada 36.8. **3FG%:** San Diego State 37.5, Nevada 35.0. **FT%:** San Diego State 86.4, Nevada 84.6. **Officials:** Mike Reed, Glen Mayberry, Deron White. **Technical:** none.

# SAN DIEGO STATE SCHEDULE/RESULTS

**Record: 8-2** (Home: 6-2, Away: 1-0, Neutral: 1-0)

**Mountain West: 2-1** (Home: 2-1, Away: 0-0)

Date	SDSU NR	Opponent	SDSU Result	W-L	Record	San Diego State High		Rebounder	Assists	Attendance
						MW	Scorer			
Nov. 25	rv/rv	(22/21) UCLA	W 73-58	W1	1-0		Mitchell, Schakel - 15	Mensah - 7	Pulliam - 6	
Nov. 27	rv/rv	UC IRVINE	W 77-58	W2	2-0		Johnson - 14	Arop - 7	Tomaic - 3	
Dec. 2	rv/rv	ST. KATHERINE	W 83-41	W3	3-0		Schakel - 16	Mensah - 7	Pulliam - 4	
Dec. 6	rv/rv	PEPPERDINE	W 65-60	W4	4-0		Schakel - 17	Mensah - 6	Arop, Gomez, Pulliam - 3	
Dec. 10	24/rv	at Arizona State	W 80-68	W5	5-0		Schakel - 25	Mensah - 15	Gomez - 4	
Dec. 18	18/20	BYU	L 62-72	L1	5-1		Mitchell - 35	Arop, Pulliam - 4	Pulliam - 5	
Dec. 22	rv/rv	vs. Saint Mary's #	W 74-49	W1	6-1		Mensah - 18	Mensah - 13	Gomez - 4	
Jan. 2	rv/23	COLORADO STATE*	L 67-70	L1	6-2	0-1	Gomez - 19	Mitchell - 7	Pulliam - 6	
Jan. 4	rv/rv	(--/rv) COLORADO STATE*	W 78-65	W1	7-2	1-1	Schakel - 28	Schakel - 9	Pulliam - 5	
Jan. 7	rv/rv	NEVADA*	W 65-60	W2	8-2	2-1	Mitchell - 20	Mitchell - 10	Gomez/ Schakel - 3	
Jan. 9	rv/rv	NEVADA*								
Jan. 14		at Utah State*								
Jan. 16		at Utah State*								
Jan. 22		at Air Force*								
Jan. 24		at Air Force*								
Jan. 28		WYOMING*								
Jan. 30		WYOMING*								
Feb. 3		at New Mexico*								
Feb. 5		at New Mexico*								
Feb. 8		SAN JOSE STATE*								
Feb. 10		SAN JOSE STATE								
Feb. 18		at Fresno State*								
Feb. 20		at Fresno State*								
Feb. 25		BOISE STATE*								
Feb. 27		BOISE STATE*								
Mar. 10		Mountain West First Round								
Mar. 11		Mountain West Quarterfinal								
Mar. 12		Mountain West Semifinal								
Mar. 13		Mountain West Championship								

Caps denotes home game. # - Mott Athletics Center (San Luis Obispo, Calif.). \* - Mountain West Game. ` - Mountain West Men's Basketball Championship (Thomas & Mack Center; Las Vegas, Nevada). SDSU NR - San Diego State national ranking (Associated Press and USA Today coaches polls at game time). Time to the right of opponent name indicates time remaining on a game-winning shot. D - Indicates game played during the afternoon.

## Record/Attendance Summary

	G	W-L	Total	Average	High
Home	8	6-2			
Mountain West	3	2-1			
Away	1	1-0			
Mountain West	0	0-0			
Neutral	1	1-0			
Total	10	8-2			
Mountain West	3	2-1			

## Win/Loss Margin

	1	2	3	4	5	6	7	8	9	10	12	13	14	15	16	17	19	20	21	22	23	24	25	42	=<3	=<5	=<10
Win					2						1	1		1			1							1	0	2	1
Loss			1							1															1	1	2

## SEASON STATISTICS

Record: 8-2 (Home: 6-2, Away: 1-0, Neutral: 1-0)

No.	Player	GP	GS	Min	Avg	TOTAL			3-PTS			REBOUNDS			PF	FO	A	TO	Blk	Stl	Pts	Avg						
						FG	FGA	Pct	3FG	FGA	Pct	FT	FTA	Pct									Off	Def	Tot	Avg		
11	MITCHELL, Matt	10	10	290	29.0	43	97	.443	15	41	.366	53	67	.791	7	42	49	4.9	28	0	18	29	4	14	154	15.4		
20	SCHAKEL, Jordan	10	10	292	29.2	43	94	.457	30	65	.462	23	24	.958	4	39	43	4.3	20	1	10	10	1	11	139	13.9		
31	MENSAH, Nathan	10	10	228	22.8	38	61	.623	0	3	.000	26	38	.684	21	54	75	7.5	27	1	8	9	21	5	102	10.2		
03	GOMEZ, Terrell	10	1	230	23.0	31	71	.437	20	46	.435	4	4	1.000	0	10	10	1.0	10	0	25	13	0	11	86	8.6		
04	PULLIAM, Trey	10	10	273	27.3	23	61	.377	3	14	.214	9	15	.600	4	24	28	2.8	18	0	33	11	0	8	58	5.8		
23	TOMAIC, Joshua	10	0	148	14.8	18	34	.529	3	10	.300	3	5	.600	9	21	30	3.0	29	0	8	7	4	12	42	4.2		
02	SEIKO, Adam	10	3	188	18.8	10	32	.313	9	27	.333	8	10	.800	4	22	26	2.6	15	0	14	9	0	8	37	3.7		
33	AROP, Aguek	8	6	143	17.9	14	38	.368	2	10	.200	7	15	.467	13	10	23	2.9	16	0	10	11	0	7	37	4.6		
00	JOHNSON, Keshad	7	0	80	11.4	9	19	.474	3	8	.375	6	14	.429	7	12	19	2.7	4	0	5	4	5	2	27	3.9		
05	BUTLER, Lamont	10	0	84	8.4	8	20	.400	2	6	.333	4	4	1.000	1	7	8	0.8	15	0	6	8	1	5	22	2.2		
10	DINWIDDIE JR., Keith	3	0	22	7.3	6	13	.462	6	11	.545	0	0	.000	0	1	1	0.3	1	0	0	1	0	0	18	6.0		
12	EVANS, Che	3	0	10	3.3	1	4	.250	0	2	.000	0	0	.000	0	1	1	0.3	1	0	1	1	0	0	2	0.7		
21	BARNETT, Jared	2	0	5	2.5	0	1	.000	0	0	.000	0	0	.000	0	1	1	0.5	0	0	1	1	0	0	0	0.0		
14	ALGER, Cade	2	0	5	2.5	0	0	.000	0	0	.000	0	0	.000	0	0	0	0.0	0	0	0	1	0	0	0	0.0		
24	BROUGHTON, Tyler	1	0	1	1.0	0	0	.000	0	0	.000	0	0	.000	0	0	0	0.0	0	0	0	0	0	0	0	0.0		
42	BROUGHTON, Triston	1	0	1	1.0	0	0	.000	0	0	.000	0	0	.000	0	0	0	0.0	0	0	0	0	0	0	0	0.0		
TEAM															12	19	31	3.1	0						3			0
SAN DIEGO STATE		10			244			545	.448	93	243	.383	143	196	.730	82	263	345	34.5	184	2	139	118	36	83	724	72.4	
OPPONENTS		10			205			532	.385	76	232	.328	115	160	.719	90	243	333	33.3	188	6	130	152	25	42	601	60.1	

SCORE BY PERIODS:	1st	2nd	Total
SAN DIEGO STATE	353	371	- 724
OPPONENTS	276	325	- 601

Mountain West: 2-1 (Home: 2-1, Away: 0-0)

No.	Player	GP	GS	Min	Avg	TOTAL			3-PTS			REBOUNDS			PF	FO	A	TO	Blk	Stl	Pts	Avg						
						FG	FGA	Pct	3FG	FGA	Pct	FT	FTA	Pct									Off	Def	Tot	Avg		
20	SCHAKEL, Jordan	3	3	91	30.3	16	29	.552	14	24	.583	2	2	1.000	0	19	19	6.3	11	1	7	3	1	4	48	16.0		
11	MITCHELL, Matt	3	3	102	34.0	14	31	.452	4	10	.400	14	16	.875	3	19	22	7.3	8	0	5	11	1	4	46	15.3		
03	GOMEZ, Terrell	3	0	83	27.7	12	29	.414	8	17	.471	0	0	.000	0	3	3	1.0	2	0	9	5	0	5	32	10.7		
31	MENSAH, Nathan	3	3	74	24.7	10	16	.625	0	0	.000	11	18	.611	5	14	19	6.3	9	0	3	4	6	1	31	10.3		
04	PULLIAM, Trey	3	3	94	31.3	6	18	.333	0	3	.000	4	5	.800	1	10	11	3.7	5	0	12	2	0	1	16	5.3		
02	SEIKO, Adam	3	3	68	22.7	5	14	.357	5	13	.385	0	0	.000	0	4	4	1.3	5	0	7	5	0	1	15	5.0		
23	TOMAIC, Joshua	3	0	45	15.0	3	8	.375	1	1	1.000	1	2	.500	4	5	9	3.0	8	0	1	2	2	3	8	2.7		
05	BUTLER, Lamont	3	0	24	8.0	3	7	.429	1	2	.500	0	0	.000	0	2	2	0.7	5	0	1	2	0	1	7	2.3		
33	AROP, Aguek	2	0	14	7.0	3	5	.600	1	2	.500	0	0	.000	0	1	1	0.5	3	0	1	2	0	1	7	3.5		
00	JOHNSON, Keshad	1	0	5	5.0	0	1	.000	0	1	.000	0	2	.000	0	1	1	1.0	0	0	0	1	1	0	0	0.0		
TEAM															2	3	5	1.7	0						0			0
SAN DIEGO STATE		3			72			158	.456	34	73	.466	32	45	.711	15	81	96	32.0	56	1	46	37	11	21	210	70.0	
OPPONENTS		3			65			161	.404	25	67	.373	40	51	.784	22	75	97	32.3	50	1	43	39	7	16	195	65.0	

SCORE BY PERIODS:	1st	2nd	Total
SAN DIEGO STATE	122	88	- 210
OPPONENTS	85	110	- 195

## HOME/AWAY STATISTICS

## Home: 6-2

No.	Player	GP	GS	Min	Avg	TOTAL			3-PTS			REBOUNDS			PF	FO	A	TO	Blk	Stl	Pts	Avg				
						FG	FGA	Pct	3FG	FGA	Pct	FT	FTA	Pct									Off	Def	Tot	Avg
11	MITCHELL, Matt	8	8	238	29.8	41	86	.477	14	35	.400	34	42	.810	7	33	40	5.0	22	0	14	24	3	12	130	16.3
20	SCHAKEL, Jordan	8	8	232	29.0	32	73	.438	23	51	.451	15	16	.938	2	33	35	4.4	19	1	10	8	1	8	102	12.8
03	GOMEZ, Terrell	8	1	180	22.5	24	60	.400	15	38	.395	4	4	1.000	0	10	10	1.3	8	0	17	10	0	10	67	8.4
31	MENSAH, Nathan	8	8	175	21.9	23	40	.575	0	1	.000	21	32	.656	14	33	47	5.9	22	1	6	6	12	4	67	8.4
04	PULLIAM, Trey	8	8	224	28.0	17	48	.354	2	11	.182	8	13	.615	4	21	25	3.1	11	0	31	10	0	7	44	5.5
23	TOMAIC, Joshua	8	0	124	15.5	15	27	.556	3	8	.375	2	4	.500	7	19	26	3.3	22	0	7	6	2	11	35	4.4
33	AROP, Aguek	6	4	106	17.7	11	29	.379	2	9	.222	7	12	.583	11	9	20	3.3	13	0	7	7	0	7	31	5.2
02	SEIKO, Adam	8	3	151	18.9	8	27	.296	8	23	.348	6	8	.750	2	16	18	2.3	13	0	13	8	0	8	30	3.8
00	JOHNSON, Keshad	6	0	67	11.2	9	19	.474	3	8	.375	5	12	.417	7	8	15	2.5	1	0	4	3	3	1	26	4.3
05	BUTLER, Lamont	8	0	63	7.9	6	14	.429	2	4	.500	4	4	1.000	1	4	5	0.6	12	0	4	6	1	3	18	2.3
10	DINWIDDIE JR., Keith	2	0	20	10.0	6	13	.462	6	11	.545	0	0	.000	0	1	1	0.5	1	0	0	1	0	0	18	9.0
12	EVANS, Che	2	0	8	4.0	1	4	.250	0	2	.000	0	0	.000	0	1	1	0.5	1	0	0	0	0	0	2	1.0
21	BARNETT, Jared	2	0	5	2.5	0	1	.000	0	0	.000	0	0	.000	0	1	1	0.5	0	0	1	1	0	0	0	0.0
14	ALGER, Cade	2	0	5	2.5	0	0	.000	0	0	.000	0	0	.000	0	0	0	0.0	0	0	0	1	0	0	0	0.0
24	BROUGHTON, Tyler	1	0	1	1.0	0	0	.000	0	0	.000	0	0	.000	0	0	0	0.0	0	0	0	0	0	0	0	0.0
42	BROUGHTON, Triston	1	0	1	1.0	0	0	.000	0	0	.000	0	0	.000	0	0	0	0.0	0	0	0	0	0	0	0	0.0
TEAM															11	10	21	2.6	0			3			0	
SAN DIEGO STATE		8				193	441	.438	78	201	.388	106	147	.721	66	199	265	33.1	145	2	114	94	22	71	570	71.2
OPPONENTS		8				167	416	.401	58	176	.330	92	123	.748	65	199	264	33.0	144	4	109	129	20	31	484	60.5

SCORE BY PERIODS:	1st	2nd	Total
SAN DIEGO STATE	278	292	- 570
OPPONENTS	223	261	- 484

## Away/Neutral: 2-0 (Away: 1-0, Neutral: 1-0)

No.	Player	GP	GS	Min	Avg	TOTAL			3-PTS			REBOUNDS			PF	FO	A	TO	Blk	Stl	Pts	Avg				
						FG	FGA	Pct	3FG	FGA	Pct	FT	FTA	Pct									Off	Def	Tot	Avg
20	SCHAKEL, Jordan	2	2	60	30.0	11	21	.524	7	14	.500	8	8	1.000	2	6	8	4.0	1	0	0	2	0	3	37	18.5
31	MENSAH, Nathan	2	2	53	26.5	15	21	.714	0	2	.000	5	6	.833	7	21	28	14.0	5	0	2	3	9	1	35	17.5
11	MITCHELL, Matt	2	2	52	26.0	2	11	.182	1	6	.167	19	25	.760	0	9	9	4.5	6	0	4	5	1	2	24	12.0
03	GOMEZ, Terrell	2	0	50	25.0	7	11	.636	5	8	.625	0	0	.000	0	0	0	0.0	2	0	8	3	0	1	19	9.5
04	PULLIAM, Trey	2	2	49	24.5	6	13	.462	1	3	.333	1	2	.500	0	3	3	1.5	7	0	2	1	0	1	14	7.0
02	SEIKO, Adam	2	0	37	18.5	2	5	.400	1	4	.250	2	2	1.000	2	6	8	4.0	2	0	1	1	0	0	7	3.5
23	TOMAIC, Joshua	2	0	24	12.0	3	7	.429	0	2	.000	1	1	1.000	2	2	4	2.0	7	0	1	1	2	1	7	3.5
33	AROP, Aguek	2	2	37	18.5	3	9	.333	0	1	.000	0	3	.000	2	1	3	1.5	3	0	3	4	0	0	6	3.0
05	BUTLER, Lamont	2	0	21	10.5	2	6	.333	0	2	.000	0	0	.000	0	3	3	1.5	3	0	2	2	0	2	4	2.0
00	JOHNSON, Keshad	1	0	13	13.0	0	0	.000	0	0	.000	1	2	.500	0	4	4	4.0	3	0	1	1	2	1	1	1.0
10	DINWIDDIE JR., Keith	1	0	2	2.0	0	0	.000	0	0	.000	0	0	.000	0	0	0	0.0	0	0	0	0	0	0	0	0.0
12	EVANS, Che	1	0	2	2.0	0	0	.000	0	0	.000	0	0	.000	0	0	0	0.0	0	0	1	1	0	0	0	0.0
TEAM															1	9	10	5.0	0			0			0	
SAN DIEGO STATE		2				51	104	.490	15	42	.357	37	49	.755	16	64	80	40.0	39	0	25	24	14	12	154	77.0
OPPONENTS		2				38	116	.328	18	56	.321	23	37	.622	25	44	69	34.5	44	2	21	23	5	11	117	58.5

SCORE BY PERIODS:	1st	2nd	Total
SAN DIEGO STATE	75	79	- 154
OPPONENTS	53	64	- 117

## WIN/LOSS STATISTICS

Wins: 8

No.	Player	GP	GS	Min	Avg	TOTAL			3-PTS			REBOUNDS			PF	FO	A	TO	Blk	Stl	Pts	Avg				
						FG	FGA	Pct	3FG	FGA	Pct	FT	FTA	Pct									Off	Def	Tot	Avg
20	SCHAKEL, Jordan	8	8	231	28.9	38	74	.514	25	51	.490	23	24	.958	3	32	35	4.4	13	0	8	8	1	9	124	15.5
11	MITCHELL, Matt	8	8	224	28.0	26	66	.394	9	28	.321	44	57	.772	4	35	39	4.9	23	0	13	22	4	11	105	13.1
31	MENSAH, Nathan	8	8	180	22.5	35	56	.625	0	3	.000	20	29	.690	19	49	68	8.5	21	0	5	8	17	5	90	11.3
03	GOMEZ, Terrell	8	1	184	23.0	23	51	.451	15	35	.429	4	4	1.000	0	8	8	1.0	9	0	23	12	0	6	65	8.1
04	PULLIAM, Trey	8	8	208	26.0	22	48	.458	3	11	.273	6	10	.600	3	16	19	2.4	11	0	22	7	0	6	53	6.6
33	AROP, Aguek	7	5	123	17.6	13	33	.394	2	8	.250	7	15	.467	11	8	19	2.7	15	0	10	8	0	4	35	5.0
23	TOMAIC, Joshua	8	0	118	14.8	15	27	.556	2	8	.250	3	4	.750	9	16	25	3.1	26	0	6	7	3	9	35	4.4
00	JOHNSON, Keshad	5	0	66	13.2	9	16	.563	3	7	.429	6	12	.500	5	11	16	3.2	4	0	5	3	4	2	27	5.4
05	BUTLER, Lamont	8	0	77	9.6	8	19	.421	2	6	.333	4	4	1.000	1	7	8	1.0	15	0	5	6	1	5	22	2.8
02	SEIKO, Adam	8	2	145	18.1	4	23	.174	3	18	.167	8	10	.800	4	19	23	2.9	11	0	10	7	0	6	19	2.4
10	DINWIDDIE JR., Keith	3	0	22	7.3	6	13	.462	6	11	.545	0	0	.000	0	1	1	0.3	1	0	0	1	0	0	18	6.0
12	EVANS, Che	3	0	10	3.3	1	4	.250	0	2	.000	0	0	.000	0	1	1	0.3	1	0	1	1	0	0	2	0.7
14	ALGER, Cade	2	0	5	2.5	0	0	.000	0	0	.000	0	0	.000	0	0	0	0.0	0	0	0	1	0	0	0	0.0
21	BARNETT, Jared	2	0	5	2.5	0	1	.000	0	0	.000	0	0	.000	0	1	1	0.5	0	0	1	1	0	0	0	0.0
24	BROUGHTON, Tyler	1	0	1	1.0	0	0	.000	0	0	.000	0	0	.000	0	0	0	0.0	0	0	0	0	0	0	0	0.0
42	BROUGHTON, Triston	1	0	1	1.0	0	0	.000	0	0	.000	0	0	.000	0	0	0	0.0	0	0	0	0	0	0	0	0.0
TEAM															7	18	25	3.1	0			3			0	
SAN DIEGO STATE		8				200	431	.464	70	188	.372	125	169	.740	66	222	288	36.0	150	0	109	95	30	63	595	74.4
OPPONENTS		8				156	421	.371	58	182	.319	89	131	.679	68	186	254	31.8	157	5	99	122	21	34	459	57.4

SCORE BY PERIODS:	1st	2nd	Total
SAN DIEGO STATE	261	269	- 530
OPPONENTS	180	219	- 399

Loses: 2

No.	Player	GP	GS	Min	Avg	TOTAL			3-PTS			REBOUNDS			PF	FO	A	TO	Blk	Stl	Pts	Avg				
						FG	FGA	Pct	3FG	FGA	Pct	FT	FTA	Pct									Off	Def	Tot	Avg
11	MITCHELL, Matt	2	2	66	33.0	17	31	.548	6	13	.462	9	10	.900	3	7	10	5.0	5	0	5	7	0	3	49	24.5
03	GOMEZ, Terrell	2	0	46	23.0	8	20	.400	5	11	.455	0	0	.000	0	2	2	1.0	1	0	2	1	0	5	21	10.5
02	SEIKO, Adam	2	1	43	21.5	6	9	.667	6	9	.667	0	0	.000	0	3	3	1.5	4	0	4	2	0	2	18	9.0
20	SCHAKEL, Jordan	2	2	61	30.5	5	20	.250	5	14	.357	0	0	.000	1	7	8	4.0	7	1	2	2	0	2	15	7.5
31	MENSAH, Nathan	2	2	48	24.0	3	5	.600	0	0	.000	6	9	.667	2	5	7	3.5	6	1	3	1	4	0	12	6.0
23	TOMAIC, Joshua	2	0	30	15.0	3	7	.429	1	2	.500	0	1	.000	0	5	5	2.5	3	0	2	0	1	3	7	3.5
04	PULLIAM, Trey	2	2	65	32.5	1	13	.077	0	3	.000	3	5	.600	1	8	9	4.5	7	0	11	4	0	2	5	2.5
33	AROP, Aguek	1	1	20	20.0	1	5	.200	0	2	.000	0	0	.000	2	2	4	4.0	1	0	0	3	0	3	2	2.0
00	JOHNSON, Keshad	2	0	14	7.0	0	3	.000	0	1	.000	0	2	.000	2	1	3	1.5	0	0	0	1	1	0	0	0.0
05	BUTLER, Lamont	2	0	7	3.5	0	1	.000	0	0	.000	0	0	.000	0	0	0	0.0	0	0	1	2	0	0	0	0.0
TEAM															5	1	6	3.0	0			0			0	
SAN DIEGO STATE		2				44	114	.386	23	55	.418	18	27	.667	16	41	57	28.5	34	2	30	23	6	20	129	64.5
OPPONENTS		2				49	111	.441	18	50	.360	26	29	.897	22	57	79	39.5	31	1	31	30	4	8	142	71.0

SCORE BY PERIODS:	1st	2nd	Total
SAN DIEGO STATE	60	69	- 129
OPPONENTS	68	74	- 142

## SAN DIEGO STATE THANKSGIVING CLASSIC

Record: 2-0

No.	Player	GP	GS	Min	Avg	TOTAL			3-PTS			FT	FTA	Pct	REBOUNDS				PF	FO	A	TO	Blk	Stl	Pts	Avg			
						FG	FGA	Pct	3FG	FGA	Pct				Off	Def	Tot	Avg											
11	MITCHELL, Matt	2	2	56	28.0	9	23	.391	4	11	.364	4	5	.800	1	5	6	3.0	4	0	4	3	0	4	26	13.0			
03	GOMEZ, Terrell	2	0	36	18.0	5	12	.417	4	9	.444	4	4	1.000	0	1	1	0.5	1	0	3	4	0	3	18	9.0			
20	SCHAKEL, Jordan	2	2	56	28.0	5	15	.333	4	10	.400	4	4	1.000	0	5	5	2.5	5	0	1	1	0	1	18	9.0			
04	PULLIAM, Trey	2	2	50	25.0	7	12	.583	2	4	.500	1	3	.333	2	4	6	3.0	2	0	7	2	0	0	17	8.5			
00	JOHNSON, Keshad	2	0	29	14.5	5	10	.500	3	5	.600	3	4	.750	4	3	7	3.5	0	0	2	1	1	1	16	8.0			
33	AROP, Aguek	2	2	46	23.0	4	12	.333	0	2	.000	6	10	.600	6	5	11	5.5	6	0	3	1	0	1	14	7.0			
23	TOMAIC, Joshua	2	0	32	16.0	6	9	.667	1	4	.250	1	1	1.000	2	2	4	2.0	7	0	4	3	0	2	14	7.0			
31	MENSAH, Nathan	2	2	38	19.0	6	12	.500	0	1	.000	1	3	.333	4	8	12	6.0	6	0	2	0	1	2	13	6.5			
10	DINWIDDIE JR., Keith	1	0	4	4.0	2	4	.500	2	3	.667	0	0	.000	0	0	0	0.0	0	0	0	0	0	0	6	6.0			
05	BUTLER, Lamont	2	0	18	9.0	2	5	.400	1	2	.500	0	0	.000	0	0	0	0.0	3	0	1	1	0	1	5	2.5			
02	SEIKO, Adam	2	0	30	15.0	1	5	.200	1	3	.333	0	0	.000	2	3	5	2.5	4	0	3	1	0	1	3	1.5			
12	EVANS, Che	1	0	3	3.0	0	1	.000	0	1	.000	0	0	.000	0	0	0	0.0	1	0	0	0	0	0	0	0.0			
14	ALGER, Cade	1	0	1	1.0	0	0	.000	0	0	.000	0	0	.000	0	0	0	0.0	0	0	0	0	0	0	0	0.0			
21	BARNETT, Jared	1	0	1	1.0	0	0	.000	0	0	.000	0	0	.000	0	1	1	1.0	0	0	0	1	0	0	0	0.0			
TEAM															4	3	7	3.5	0					2					0
<b>SAN DIEGO STATE</b>		<b>2</b>				<b>52</b>	<b>120</b>	<b>.433</b>	<b>22</b>	<b>55</b>	<b>.400</b>	<b>24</b>	<b>34</b>	<b>.706</b>	<b>25</b>	<b>40</b>	<b>65</b>	<b>32.5</b>	<b>39</b>	<b>0</b>	<b>30</b>	<b>20</b>	<b>2</b>	<b>16</b>	<b>150</b>	<b>75.0</b>			
<b>OPPONENTS</b>		<b>2</b>				<b>40</b>	<b>91</b>	<b>.440</b>	<b>12</b>	<b>39</b>	<b>.308</b>	<b>24</b>	<b>38</b>	<b>.632</b>	<b>16</b>	<b>50</b>	<b>66</b>	<b>33.0</b>	<b>36</b>	<b>1</b>	<b>24</b>	<b>40</b>	<b>7</b>	<b>3</b>	<b>116</b>	<b>58.0</b>			

SCORE BY PERIODS:	1st	2nd	Total
SAN DIEGO STATE	68	82	-150
OPPONENTS	53	63	-116

## TEAM GAME-BY-GAME

Opponent	Site/Date	FG-FGA	Pct	3P-3PA	Pct	FT-FTA	Pct	Off-Def	Tot	PF	AT	TO	BS	ST	1st-2nd	Pts
at (rv/rv) SDSU (22/21) UCLA	H 11/25	27-58 17-43	.466 .395	9-23 7-21	.391 .333	10-12 17-24	.833 .708	12-22 7-21	34 28	21 18	16 10	10 15	2 2	5 1	34-39 28-30	73 58
at (rv/rv) SDSU UC Irvine	H 11/27	25-62 23-48	.403 .479	13-32 5-18	.406 .278	14-22 7-4	.636 .500	13-18 9-29	31 38	17 19	14 14	10 25	0 5	11 2	34-43 25-33	77 58
at (rv/rv) SDSU St. Katherine	H 12/2	27-56 14-56	.482 .250	11-29 7-26	.379 .269	18-22 6-8	.818 .750	4-36 8-26	40 34	15 19	15 13	9 17	3 0	12 2	48-35 16-25	83 41
at (rv/rv) SDSU Pepperdine	H 12/6	21-50 23-54	.420 .426	2-19 7-21	.105 .333	21-31 7-10	.667 .700	11-27 5-22	38 27	18 23	11 14	15 16	3 3	11 6	20-45 34-26	65 60
(24/rv) SDSU at (23/23) Arizona State	A 12/10	27-61 20-58	.443 .345	8-25 13-34	.320 .382	18-25 15-22	.720 .682	11-33 10-27	44 37	20 23	14 14	12 13	3 5	8 5	35-45 33-35	80 68
at (18/20) SDSU Brigham Young	H 12/18	21-57 25-54	.368 .463	9-25 7-23	.360 .304	11-15 15-16	.733 .938	11-15 14-26	26 40	17 16	12 15	13 17	3 3	11 4	20-42 35-37	62 72
(rv/rv) SDSU vs. Saint Mary's	N 12/22	24-43 18-58	.558 .310	7-17 5-22	.412 .227	19-24 8-15	.792 .533	5-31 15-17	36 32	19 21	11 7	12 10	11 0	4 6	40-34 20-29	74 49
at (rv/23) SDSU Colorado State	H 1/2	23-57 24-57	.404 .421	14-30 11-27	.467 .407	7-12 11-13	.583 .846	5-26 8-31	31 39	17 15	18 16	10 13	9 4	3 1	40-27 33-37	67 70
at (rv/rv) SDSU (--/rv) Colorado State	H 1/4	29-52 20-47	.558 .426	14-27 7-20	.519 .350	6-11 18-25	.545 .720	6-24 8-19	30 27	25 16	18 15	17 17	4 1	8 7	50-28 24-41	78 65
at (rv/rv) SDSU Nevada	H 1/8	20-49 21-57	.408 .368	6-16 7-20	.375 .350	19-22 6-25	.864 .31	4-31 6-25	35 31	14 19	10 12	10 9	4 5	4 5	32-33 28-32	65 60



# INDIVIDUAL GAME-BY-GAME (POINTS/REBOUNDS/ASSISTS)

Opponent	0 Keshad Johnson	2 Adam Seiko	3 Terrell Gomez	4 Trey Pulliam	5 Lamont Butler	10 Keith Dinwiddie	11 Matt Mitchell	12 Che Evans	14 Cade Alger	20 Jordan Schakel	21 Jared Barnett	23 Joshua Tomaic	24 Tyler Broughton	31 Nathan Mensah	32 Derek Morhar	33 Aguiek Arop	42 Triston Broughton
UCLA	2/3/2	0/3/1	10/1/2	8/4/6	0/0/0	CD	15/2/2	CD	CD	15/3/0	CD	9/3/1	CD	4/7/1	CD	10/4/1	CD
UC IRVINE	14/4/0	3/2/2	8/0/1	9/2/1	5/0/1	6/0/0	11/4/2	0/0/0	0/0/0	3/2/1	0/1/0	5/1/3	CD	9/5/1	CD	4/7/2	CD
ST. KATHERINE	9/5/2	0/4/0	13/3/2	6/1/4	6/3/1	12/1/0	10/4/3	2/1/0	0/0/0	16/3/1	0/0/1	0/6/0	0/0/0	9/7/0	CD	INJ	0/0/0
PEPPERDINE	1/0/0	6/4/2	2/3/3	2/3/3	0/0/0	CD	13/5/0	CD	CD	17/5/0	CD	10/5/0	CD	6/6/0	CD	8/4/3	CD
at Arizona State	DNT	2/3/1	6/0/4	7/1/2	2/3/2	DNT	14/5/2	DNT	DNT	25/6/0	DNT	3/2/0	DNT	17/15/1	DNT	4/3/2	DNT
BYU	0/2/0	6/1/0	2/0/0	3/4/5	0/0/1	CD	35/3/2	CD	CD	3/3/1	CD	3/2/2	CD	8/3/1	CD	2/4/0	CD
vs. Saint Mary's #	1/4/1	5/5/0	13/0/4	7/2/0	2/0/0	0/0/0	10/4/2	0/0/0	CD	12/2/0	CD	4/2/1	DNT	18/13/1	DNT	2/0/1	DNT
COLORADO STATE*	0/1/0	12/2/4	19/2/2	2/5/6	0/0/0	INJ	14/7/3	CD	CD	12/5/1	INJ	4/3/0	CD	4/4/2	CD	ILL	CD
COLORADO STATE*	INJ	0/0/2	13/1/4	4/3/5	4/1/1	INJ	12/5/2	CD	INJ	28/9/3	INJ	4/3/1	CD	11/8/0	CD	2/0/0	CD
NEVADA*	INJ	3/2/1	0/0/3	10/3/1	3/1/0	INJ	20/10/0	CD	INJ	8/6/3	INJ	0/3/0	CD	16/7/1	CD	5/1/1	CD

NEVADA\*

at Utah State\*

at Utah State\*

at Air Force\*

at Air Force\*

WYOMING\*

WYOMING\*

at New Mexico\*

at New Mexico\*

SAN JOSE STATE\*

SAN JOSE STATE\*

at Fresno State\*

at Fresno State\*

BOISE STATE \*

BOISE STATE\*

at UNLV (Postponed)

at UNLV (Postponed)

Red indicates players started. CD – Did Not Play-Coach's Decision. DND - Did Not Dress. DNT - Did Not Travel. INJ – Did Not Play-Injured. SUSP - Suspension. Caps denotes home game. # - Matt Athletics Center (San Luis Obispo, Calif.). \* – Mountain West Game. ^ - Mountain West Men's Basketball Championship (Thomas & Mack Center; Las Vegas, Nevada).

## STARTING LINEUPS

F	F	F	G	G	W-L	Record As SDSU Starter	Season	Career*
Mitchell	Mensah	Arop	Pulliam	Schakel	5-1	Aguiek Arop	5-1	5-1
F	F	G	G	G		Terrell Gomez	1-0	1-0
Mitchell	Mensah	Gomez	Pulliam	Schakel	1-0	Nathan Mensah	8-2	34-9
F	F	G	G	G		Matt Mitchell	8-2	68-26
Mitchell	Mensah	Seiko	Pulliam	Schakel	2-1	Trey Pulliam	8-2	8-2
						Jordan Schakel	8-2	46-11
						Adam Seiko	2-1	2-1

\* - Aztec career

## INDIVIDUAL SUPERLATIVES

Category	San Diego State	Opponent
Points Scored	35 - Matt Mitchell vs. Brigham Young (12-18-20)	25 - Alonzo Verge Jr., Arizona State (12-10-20)
Field Goals	12 - Matt Mitchell vs. Brigham Young (12-18-20)	8 - Grant Sherfield, Nevada (1-7-21); Alonzo Verge Jr., ASU (12-10-20); Kessler Edwards, Pepperdine (12-6-20)
Field Goals Attempted	17 - Matt Mitchell vs. Brigham Young (12-18-20)	20 - Alonzo Verge Jr., Arizona State (12-10-20)
Highest FG Percentage (min. 5 made)	.889 (8-9) - Nathan Mensah vs. Saint Mary's (12-22-20)	.833 (5-6) - Matt Haarms, , Brigham Young (12-18-20)
Highest FG Percentage (min. 10 made)	.706 (12-17) - Matt Mitchell vs. Brigham Young (12-18-20)	
3-Point Field Goals Made	8 - Jordan Schakel vs. Colorado State (1-4-21)	7 - Alonzo Verge Jr., Arizona State (12-10-20)
3-Point Field Goals Attempted	11 - Jordan Schakel vs. Colorado State (1-4-21)	14 - Alonzo Verge Jr., Arizona State (12-10-20)
3-Point Field Goal Percentage (min. 4 made)	.727 (8-11) - Jordan Schakel vs. Colorado State (1-4-21)	.667 (4-6) - Desmond Cambridge, Nevada (1-7-21)
3-Point Field Goal Percentage (min. 5 made)	.727 (8-11) - Jordan Schakel vs. Colorado State (1-4-21)	.500 (7-14) - Alonzo Verge Jr., Arizona State (12-10-20)
Free Throws	12 - Matt Mitchell at Arizona State (12-10-20)	8 - Cody Riley, UCLA (11-25-20); Josh Christopher, Arizona State (12-10-20)
Free Throws Attempted	15 - Matt Mitchell at Arizona State (12-10-20)	13 - Cody Reily, UCLA (11-25-20)
Free Throw Percentage (min. 7 made)	.800 (12-15) - Matt Mitchell at Arizona State (12-10-20)	1.000 (8-8) - Josh Christopher, Arizona State (12-10-20)
Free Throw Percentage (min. 10 made)	.800 (12-15) - Matt Mitchell at Arizona State (12-10-20)	
Offensive Rebounds	4 - Nathan Mensah at Arizona State (12-10-20)	3 - 7 times, last David Roddy, Colorado State (1-4-21)
Defensive Rebounds	11 - Nathan Mensah at Arizona State (12-10-20)	11 - David Roddy, Colorado State (1-2-21)
Total Rebounds	15 - Nathan Mensah at Arizona State (12-10-20)	12 - David Roddy, Colorado State (1-2-21); Cody Riley, UCLA (11-25-20)
Assists	6 - Trey Pulliam vs. CSU (1-2-21); vs. UCLA (11-25-20)	10 - Isaiah Stevens Colorado State (1-4-21)
Blocked Shots	6 - Nathan Mensah vs. Saint Mary's (12-22-20)	2 - four times
Steals	4 - Terrell Gomez vs. CSU (1-2-21); Trey Pulliam vs. St. Katherine (12-2-20)	3 - Isaiah Stevens Colorado State (1-4-21)
Minutes Played	34:33 - Trey Pulliam vs. Colorado State (1-2-21)	40:00 - Isaiah Stevens, Colorado State (1-4-21); Colbey Ross, Pepperdine (12-6-20)

## TEAM SUPERLATIVES

SDSU High	SDSU Low	Category	Opponent High	Opponent Low
83, vs. St. Katherine (12-2-20)	62, vs. Brigham Young (12-18-20)	Points Scored	70, vs. Colorado State (1-2-21)	41, vs. St. Katherine (12-2-20)
29, vs. Colorado State (1-4-21)	20, vs. Nevada (1-7-21)	Field Goals	25, vs. Brigham Young (12-18-20)	14, vs. St. Katherine (12-2-20)
62, vs. UC Irvine (11-27-20)	43, vs. Saint Mary's (12-22-20)	Field Goals Attempted	58, vs. Saint Mary's (12-22-20); at Arizona State (12-10-20)	43, vs. UCLA (11-25-20)
.558, vs. CSU (1-4-21); vs. SMC (12-22-20)	.368, vs. Brigham Young (12-18-20)	FG Percentage	.479, vs. UC Irvine (11-27-20)	.250, vs. St. Katherine (12-2-20)
14, vs. Colorado State (1-4-21); vs. Colorado State (1-2-21)	2, vs. Pepperdine (12-6-20)	3-Point Field Goals Made	13, at Arizona State (12-10-20)	5, vs. UC Irvine (11-27-20); vs. Saint Mary's (12-22-20)
32, vs. UC Irvine (11-27-20)	16, vs. Nevada (1-7-21)	3-Point Field Goals Attempted	34, at Arizona State (12-10-20)	18, vs. UC Irvine (11-27-20)
.519, vs. Colorado State (1-4-21)	.105, vs. Pepperdine (12-6-20)	3-Point Field Goal Percentage	.407, vs. Colorado State (1-2-21)	.227, vs. Saint Mary's (12-22-20)
21, vs. Pepperdine (12-6-20)	6, vs. Colorado State (1-4-21)	Free Throws Made	18, vs. Colorado State (1-4-21)	6, vs. St. Katherine (12-2-20)
31, vs. Pepperdine (12-6-20)	11, vs. Colorado State (1-4-21)	Free Throws Attempted	25, vs. Colorado State (1-4-21)	8, vs. St. Katherine (12-2-20)
.864, vs. Nevada (1-7-21)	.545, vs. Colorado State (1-4-21)	Free Throw Percentage	.938, vs. Brigham Young (12-18-20)	.500, vs. UC Irvine (11-27-20)
13, vs. UC Irvine (11-27-20)	4, vs. Nevada (1-7-21); vs. SKC (12-2-20)	Offensive Rebounds	15, vs. Saint Mary's (12-22-20)	5, vs. Pepperdine (12-6-20)
36, vs. St. Katherine (12-2-20)	15, vs. Brigham Young (12-18-20)	Defensive Rebounds	31, vs. Colorado State (1-2-21)	17, vs. Saint Mary's (12-22-20)
44, at Arizona State (12-10-20)	26, vs. Brigham Young (12-18-20)	Total Rebounds	40, vs. Brigham Young (12-18-20)	27, vs. Colorado State (1-4-21); vs. Pepperdine (12-6-20)
25, vs. Colorado State (1-4-21)	14, vs. Nevada (1-7-21)	Fouls	23, at Arizona State (12-10-20); vs. Pepperdine (12-6-20)	15, vs. Colorado State (1-2-21)
1, vs. CSU (1-2-21); vs. BYU (12-18-20)	0, eight times, last vs. Nevada (1-7-21)	Fouled Out	1, 6 times, last vs. Nevada (1-7-21)	0, 4 times, last vs. Colorado State (1-2-21)
18, vs. Colorado State (1-4-21); vs. Colorado State (1-2-21)	10, vs. Nevada (1-7-21)	Assists	16, vs. Colorado State (1-2-21)	7, vs. Saint Mary's (12-22-20)
17, vs. Colorado State (1-4-21)	9, vs. St. Katherine (12-2-20)	Turnovers	25, vs. UC Irvine (11-27-20)	9, vs. Nevada (1-7-21)
11, vs. Saint Mary's (12-22-20)	0, vs. UC Irvine (11-27-20)	Blocked Shots	5, vs. Nevada (1-7-21); vs. UC Irvine (11-27-20)	0, vs. St. Katherine (12-2-20); vs. Saint Mary's (12-22-20)
12, vs. St. Katherine (12-2-20)	4, vs. Nevada (1-7-21); vs. Saint Mary's (12-22-20)	Steals	8, at Arizona State (12-10-20)	1, vs. UCLA (11-25-20)
50 (1st), vs. Colorado State (1-4-21)	20, 2 times, last (1st) vs. Brigham Young (12-18-20)	Points/Half	37 (2nd), vs. CSU (1-2-21), vs. BYU (12-18-20)	16 (1st), vs. St. Katherine (12-2-20)
.679 (1st), vs. Colorado State (1-4-21)	.250 (1st), vs. Brigham Young (12-18-20)	FG Percentage/Half	.520 (1st), vs. Pepperdine (12-6-20)	.200 (1st), vs. St. Katherine (12-2-20)
4 - four times	1, vs. Brigham Young (12-18-20)	Double-Figure Scorers	5, vs. Colorado State (1-2-21)	1, vs. St. Katherine (12-2-20); vs. Saint Mary's (12-22-20)
+11, vs. Pepperdine (12-6-20)	-14, vs. Brigham Young (12-18-20)	Rebound Margin	+14, vs. Brigham Young (12-18-20)	-11, vs. Pepperdine (12-6-20)
+32, vs. St. Katherine (12-2-20)	-15, vs. Brigham Young (12-18-20)	Halftime Scoring Margin	+15, vs. Brigham Young (12-18-20)	-20, vs. Saint Mary's (12-22-20)

## BIGGEST LEADS/TIME IN LEAD/SPECIALTY STATISTICS

Date	Opponent	SDSU Result	SDSU Big		Ties	LC	SDSU in			Paint		Off TOs		2nd Ch.		Bench	
			Lead	Opp Big Lead			Lead	Opp in Lead	Tied	SD	Opp	SD	Opp	SD	Opp	SD	Opp
Nov. 25	UCLA #	W 73-58	18	6	1	1	! 28:03	11:00	0:57	24	12	14	12	12	9	21	3
Nov. 27	UC Irvine #	W 77-58	28	3	7	3	! 25:54	8:56	5:10	18	22	26	11	17	6	41	29
Dec. 2	St. Katherine	W 83-41	49	4	2	5	! 33:01	2:58	4:01	26	10	26	10	4	2	29	15
Dec. 6	Pepperdine (D)	W 65-60	6	16	1	1	6:17	33:04	0:39	30	26	15	11	19	3	19	2
Dec. 10	at Arizona State	W 80-68	20	2	3	10	34:44	3:09	2:07	36	8	16	12	17	7	13	8
Dec. 18	Brigham Young (D)	L 62-72	1	17	2	2	0:24	36:32	3:04	20	30	15	9	4	11	11	22
Dec. 22	vs. Saint Mary's @	W 74-49	29	0	0	0	! 39:46	0:00	0:14	28	24	15	13	10	10	25	12
Jan. 2	Colorado State*	L 67-70	26	3	2	2	38:39	0:39	0:42	12	24	16	9	3	9	23	16
Jan. 4	Colorado State*	W 78-65	29	0	1	0	! 39:08	0:00	0:52	24	22	25	18	9	4	23	22
Jan. 7	Nevada*	W 65-60	7	2	7	6	34:13	0:58	4:49	26	16	8	11	4	5	8	4

Caps denotes home game. ! - Game in which San Diego State never trailed in the second half. D - Game what was played during the day. # - San Diego State Thanksgiving Classic. @ - Mott Athletics Center (San Luis Obispo, Calif.). \* - Mountain West Game. ` - Mountain West Men's Basketball Championship (Thomas & Mack Center; Las Vegas, Nevada).

## LARGEST SAN DIEGO STATE RUNS (all runs of at least 10-0)

Date	Opponent	Run	H Time Elapsed	SDSU First		Opponent Score	SDSU FGM-A	SDSU 3FG-A	SDSU FTM-A	Opp. FGM-A	Opp. 3FG-A	Opp. FTM-A	San Diego State
				Scored	Scored								Points By:
Dec. 2	St. Katherine	20-0	1st	6:11	6:11	0:00	7-10	4-7	2-2	0-7	0-3	0-2	Dinwiddie 6, Pulliam 4, Gomez 3, Schakel 3, Butler 2, Johnson 2
Dec. 2	St. Katherine	19-0	1st	4:40	12:07	7:27	4-6	1-2	10-10	0-4	0-2	0-0	Schakel 7, Mensah 4, Gomez 3, Johnson 3, Butler 2
Jan. 2	Colorado State*	14-0	1st	4:48	18:51	14:03	5-8	3-5	1-1	0-5	0-3	0-0	Mitchell 6, Schakel 6, Mensah 2
Dec. 18	Brigham Young	14-0	2nd	3:34	5:06	1:32	5-6	4-5	0-0	0-3	0-3	0-0	Mitchell 11, Seiko 3
Dec. 10	at Arizona State	13-0	2nd	3:21	15:00	11:39	5-7	2-4	1-1	0-7	0-4	0-0	Schakel 8, Tomaic 3, Seiko 2
Jan. 4	Colorado State*	12-0	1st	8:45	5:04	3:41	4-6	1-1	3-3	0-4	0-2	0-0	Mensah 4, Gomez 3, Mitchell 3, Schakel 2
Jan. 2	Colorado State*	11-0	1st	3:01	13:41	10:40	4-4	3-3	0-2	0-4	0-2	0-1	Gomez 6, Seiko 3, Tomaic 2
Dec. 22	vs. Saint Mary's @	11-0	2nd	3:57	6:03	2:06	3-4	0-1	5-8	0-3	0-0	0-2	Mitchell 4, Mensah 4, Tomaic 2, Pulliam
Dec. 22	vs. Saint Mary's @	11-0	1st	4:36	10:25	5:49	5-6	1-1	0-0	0-7	0-2	0-0	Gomez 7, Butler 2, Mensah 2
Dec. 10	at Arizona State	10-0	1st	3:56	18:03	14:07	3-6	2-3	2-4	0-6	0-5	0-0	Schakel 8, Mensah 2
Nov. 27	UC Irvine #	11-0	1st	3:37	3:37	0:00	3-4	2-3	3-5	0-4	0-4	0-1	Mitchell 5, Pulliam 5, Arap 1

Caps denotes home game. ! - Game in which San Diego State never trailed in the second half. D - Game what was played during the day. # - San Diego State Thanksgiving Classic. @ - Mott Athletics Center (San Luis Obispo, Calif.). \* - Mountain West Game. ` - Mountain West Men's Basketball Championship (Thomas & Mack Center; Las Vegas, Nevada).

## LEADS AND DEFICITS

SDSU Biggest Halftime Lead	32 vs. St. Katherine (12-2-20)
SDSU Biggest Halftime Lead Lost	7 vs. Colorado State (1-2-21)
SDSU Biggest Halftime Lead Lost in a Loss	7 vs. Colorado State (1-2-21)
SDSU Biggest Halftime Deficit	15 vs. Brigham Young (12-18-20)
SDSU Biggest Halftime Deficit Overcome	14 vs. Pepperdine (12-6-20)
SDSU Biggest Halftime Deficit Overcome for Victory	14 vs. Pepperdine (12-6-20)
SDSU Biggest Lead	49 vs. St. Katherine (12-2-20)
SDSU Biggest Lead Lost	26 vs. Colorado State (1-2-21)
SDSU Biggest Lead Lost in a Loss	26 vs. Colorado State (1-2-21)
SDSU Biggest Deficit	17 vs. Brigham Young (12-18-20)
SDSU Biggest Deficit Overcome	17 vs. Brigham Young (12-18-20) <i>tied</i>
SDSU Biggest Deficit Overcome in a Victory	16 vs. Pepperdine (12-6-20)

## SEASON

32 vs. St. Katherine (12-2-20)
7 vs. Colorado State (1-2-21)
7 vs. Colorado State (1-2-21)
15 vs. Brigham Young (12-18-20)
14 vs. Pepperdine (12-6-20)
14 vs. Pepperdine (12-6-20)
49 vs. St. Katherine (12-2-20)
26 vs. Colorado State (1-2-21)
26 vs. Colorado State (1-2-21)
17 vs. Brigham Young (12-18-20)
17 vs. Brigham Young (12-18-20) <i>tied</i>
16 vs. Pepperdine (12-6-20)

## MOUNTAIN WEST GAME

26 vs. Colorado State (1-4-21)
7 vs. Colorado State (1-2-21)
7 vs. Colorado State (1-2-21)
29 vs. Colorado State (1-4-21)
26 vs. Colorado State (1-2-21)
26 vs. Colorado State (1-2-21)
3 vs. Colorado State (1-2-21)
3 vs. Colorado State (1-2-21)
2 vs. Nevada (1-7-21)

## MISCELLANEOUS STATISTICS

SEASON	SDSU Team Leader			Games With					Double-Doubles	
	Points	Rebounds	Assists	10+ Pts	20+Pts	30+Pts	10+Rebs	10+Ast	Point/Reb.	Point/Ast.
Cade Alger										
Aguek Arop		2	1	1						
Jared Barnett										
Triston Broughton										
Tyler Broughton										
Lamont Butler										
Keith Dinwiddie Jr.				1						
Che Evans										
Terrell Gomez	1		4	5						
Keshad Johnson	1			1						
Nathan Mensah	1	5		4			2		2	
Matt Mitchell	3	2		10	2	1	1		1	
Derek Morhar										
Trey Pulliam		1	6	1						
Jordan Schakel	5	1	1	7	2					
Adam Seiko				1						
Joshua Tomaic			1	1						

CAREER	SDSU Team Leader			Games With					Double-Doubles	
	Points	Rebounds	Assists	10+ Pts	20+Pts	30+Pts	10+Rebs	10+Ast	Point/Reb.	Point/Ast.
Cade Alger										
Aguek Arop		2	3	2						
Jared Barnett										
Triston Broughton										
Tyler Broughton										
Lamont Butler										
Keith Dinwiddie Jr.				1						
Che Evans										
Terrell Gomez	1		4	86	37	6		1		1
Keshad Johnson	1	1		1			1			
Nathan Mensah	2	19		14			9		5	
Matt Mitchell	18	16	7	67	10	2	2		2	
Derek Morhar										
Trey Pulliam		1	8	2						
Jordan Schakel	10	9	3	37	2					
Adam Seiko				2						
Joshua Tomaic			1	2						

DUNKS	Season	Gm. High
Nathan Mensah	6	2
Aguek Arop	2	1
Matt Mitchell	2	1
Keshad Johnson	1	1
Joshua Tomaic	1	1
<b>TOTAL</b>	<b>12</b>	<b>2</b>

## TOP SCORING PERFORMANCES

35, Matt Mitchell vs. Brigham Young (12-18-20)
28, Jordan Schakel vs. Colorado State* (1-4-21)
25, Jordan Schakel at Arizona State (12-10-20)
20, Matt Mitchell vs. Nevada* (1-7-21)
19, Terrell Gomez vs. Colorado State* (1-2-21)
18, Nathan Mensah vs. Saint Mary's (12-22-20)
17, Nathan Mensah at Arizona State (12-10-20)
17, Jordan Schakel vs. Pepperdine (12-6-20)
16, Nathan Mensah vs. Nevada* (1-7-21)
16, Jordan Schakel vs. St. Katherine (12-2-20)
15, Matt Mitchell vs. UCLA (11-25-20)
15, Jordan Schakel vs. UCLA (11-25-20)
14, Matt Mitchell vs. Colorado State* (1-2-21)
14, Matt Mitchell at Arizona State (12-10-20)
14, Keshad Johnson vs. UC Irvine (11-27-20)
13, Terrell Gomez vs. Colorado State* (1-4-21)
13, Matt Mitchell vs. Pepperdine (12-6-20)
13, Terrell Gomez vs. Saint Mary's (12-22-20)
13, Terrell Gomez vs. St. Katherine (12-2-20)
12, Matt Mitchell vs. Colorado State* (1-4-21)
12, Jordan Schakel vs. Colorado State* (1-2-21)
12, Adam Seiko vs. Colorado State* (1-2-21)
12, Jordan Schakel vs. Saint Mary's (12-22-20)

12, Keith Dinwiddie Jr. vs. St. Katherine (12-2-20)  
11, Nathan Mensah vs. Colorado State\* (1-4-21)

## TOP REBOUNDING PERFORMANCES

15, Nathan Mensah at Arizona State (12-10-20)
13, Nathan Mensah vs. Saint Mary's (12-22-20)
10, Matt Mitchell vs. Nevada* (1-7-21)
9, Jordan Schakel vs. Colorado State* (1-4-21)
8, Nathan Mensah vs. Colorado State* (1-4-21)
7, Nathan Mensah vs. Nevada* (1-7-21)
7, Matt Mitchell vs. Colorado State* (1-2-21)
7, Nathan Mensah vs. St. Katherine (12-2-20)
7, Aguek Arop vs. UC Irvine (11-27-20)
7, Nathan Mensah vs. UCLA (11-25-20)
6, Jordan Schakel at Arizona State (12-10-20)
6, Nathan Mensah vs. Pepperdine (12-6-20)
6, Joshua Tomaic vs. St. Katherine (12-2-20)

## TOP ASSISTS PERFORMANCES

6, Trey Pulliam vs. Colorado State* (1-2-21)
6, Trey Pulliam vs. UCLA (11-25-20)
5, Trey Pulliam vs. Colorado State* (1-4-21)
5, Trey Pulliam vs. Brigham Young (12-18-20)
4, Terrell Gomez vs. Colorado State* (1-4-21)
4, Adam Seiko vs. Colorado State* (1-2-21)
4, Terrell Gomez vs. Saint Mary's (12-22-20)
4, Terrell Gomez at Arizona State (12-10-20)
4, Trey Pulliam vs. St. Katherine (12-2-20)

## TOP 3-POINT FG PERFORMANCES

8, Jordan Schakel vs. Colorado State* (1-4-21)
5, Terrell Gomez vs. Colorado State* (1-2-21)

5, Matt Mitchell vs. Brigham Young (12-18-20)  
5, Jordan Schakel at Arizona State (12-10-20)  
4, Jordan Schakel vs. Colorado State\* (1-2-21)  
4, Adam Seiko vs. Colorado State\* (1-2-21)  
4, Keith Dinwiddie Jr. vs. St. Katherine (12-2-20)  
3, Terrell Gomez vs. Colorado State\* (1-4-21)  
3, Terrell Gomez vs. Saint Mary's (12-22-20)  
3, Terrell Gomez vs. St. Katherine (12-2-20)  
3, Jordan Schakel vs. St. Katherine (12-2-20)  
3, Matt Mitchell vs. UCLA (11-25-20)  
3, Jordan Schakel vs. UCLA (11-25-20)  
3, Keshad Johnson vs. UC Irvine (11-27-20)

## TOP STEALS PERFORMANCES

4, Terrell Gomez vs. Colorado State* (1-2-21)
4, Trey Pulliam vs. St. Katherine (12-2-20)
3, Aguek Arop vs. Brigham Young (12-18-20)
3, Joshua Tomaic vs. Pepperdine (12-6-20)

## GAMES MISSED

Keshad Johnson	3
Aguek Arop	2
<b>TOTAL</b>	<b>5</b>

\* - conference game. ^ - conference tournament game. red - career high

## SEASON/CAREER HIGHS

## #0 • KESHAD JOHNSON

	Season	Career
Points	14 vs. UC Irvine, 11-27-20	14 vs. UC Irvine, 11-27-20
Rebounds	5 vs. St. Katherine, 12-2-20	10 vs. Texas Southern, 11-5-19
Assists	2 - 2x; Last vs. St. Katherine, 12-2-20	2 - 3x; Last vs. St. Katherine, 12-2-20
Steals	1 - 2x; Last vs. Saint Mary's, 12-22-20	3 vs. TX Southern, 11-5-19; vs. SD Christian, 12-18-19
Blocked Shots	2 vs. Saint Mary's, 12-22-20	2 vs. Saint Mary's, 12-22-20
Minutes	19:28 vs. St. Katherine, 12-2-20	21:00 vs. San Diego Christian, 12-18-19
10+ Rebounding Games		1 time (1-0)

## #2 • ADAM SEIKO

	Season	Career
Points	12 vs. Colorado State*, 1-2-21	13 vs. CS Dominguez Hills, 12-12-18
Rebounds	5 vs. Saint Mary's, 12-22-20	5 - 2x; Last vs. Saint Mary's, 12-22-20
Assists	4 vs. Colorado State*, 1-2-21	4 vs. Colorado State*, 1-2-21
Steals	2 - 3x; Last vs. Brigham Young, 12-18-20	3 vs. Jackson State, 11-27-18
Blocked Shots		1 at New Mexico*, 2-5-19
Minutes	25:05 vs. Colorado State*, 1-2-21	25:05 vs. Colorado State*, 1-2-21
10+ Scoring Games	1 time (0-1)	2 times (1-1)

## #3 • TERRELL GOMEZ

	Season	Career
Points	19 vs. Colorado State*, 1-2-21	33 vs. Pepperdine+, 11-12-19
Rebounds	3 - 3x; Last vs. Pepperdine, 12-6-20	6 - 4x; Last vs. UC Irvine+, 2-22-20
Assists	4 - 3x; Last vs. Colorado State*, 1-4-21	10 vs. UC Davis+, 2-1-18
Steals	4 vs. Colorado State*, 1-2-21	4 - 3x; Last vs. Colorado State*, 1-2-21
Minutes	30:23 vs. Colorado State*, 1-4-21	43 - 3x; Last vs. UC Davis+, 2-23-19
10+ Scoring Games	5 times (4-1)	86 times (37-49)

+ - at CSUN

## #4 • TREY PULLIAM

	Season	Career
Points	10 vs. Nevada*, 1-7-21	18 at UNLV*, 1-26-20
Rebounds	5 - 2x; Last vs. Colorado State*, 1-2-21	5 - 3x; Last vs. Colorado State*, 1-2-21
Assists	6 - 2x; Last vs. Colorado State*, 1-2-21	7 vs. LIU, 11-22-19
Steals	4 vs. St. Katherine, 12-2-20	4 vs. St. Katherine, 12-2-20
Blocked Shots		1 - 2x; Last vs. Boise State*, 1-11-20
Minutes	34:33 vs. Colorado State*, 1-2-21	34:33 vs. Colorado State*, 1-2-21
10+ Scoring Games	1 time (1-0)	2 times (2-0)

## #5 • LAMONT BUTLER

	Season/Career
Points	6 vs. St. Katherine, 12-2-20
Rebounds	3 at Arizona State, 12-10-20; vs. St. Katherine, 12-2-20
Assists	2 at Arizona State, 12-10-20
Steals	1 - 5x; Last vs. Colorado State*, 1-4-21
Blocked Shots	1 vs. Pepperdine, 12-6-20
Minutes	16:16 vs. UC Irvine, 11-27-20

## #10 • KEITH DINWIDDIE JR.

	Season/Career
Points	12 vs. St. Katherine, 12-2-20
Rebounds	1 vs. St. Katherine, 12-2-20
Assists	
Steals	
Blocked Shots	
Minutes	16:27 vs. St. Katherine, 12-2-20

## #11 • MATT MITCHELL

	Season	Career
Points	35 vs. Brigham Young, 12-18-20	35 vs. Brigham Young, 12-18-20
Rebounds	10 vs. Nevada*, 1-7-21	12 vs. New Mexico*, 1-11-20
Assists	3 - 2x; Last vs. Colorado State*, 1-2-21	9 vs. New Mexico*, 1-15-19
Steals	2 - 5x; Last vs. Nevada*, 1-7-21	5 at Boise State*, 2-16-20
Blocked Shots	1 - 4x; Last vs. Nevada*, 1-7-21	3 vs. Air Force*, 2-3-18
Minutes	34:54 vs. Colorado State*, 1-2-21	36:21 vs. Utah State*, 2-1-20
10+ Scoring Games	10 times (8-2)	67 times (51-16)
20+ Scoring Games	2 time (1-1)	10 times (9-1)
30+ Scoring Games	1 time (0-1)	2 times (1-1)
Double-Doubles	1 time (1-0)	2 times (1-0)

## #12 • CHE EVANS

	Season/Career
Points	2 vs. St. Katherine, 12-2-20
Rebounds	1 vs. St. Katherine, 12-2-20
Assists	1 vs. Saint Mary's, 12-22-20
Steals	
Blocked Shots	
Minutes	5:21 vs. St. Katherine, 12-2-20

## #20 • JORDAN SCHAKEL

	Season	Career
Points	28 vs. Colorado State*, 1-4-21	28 vs. Colorado State*, 1-4-21
Rebounds	9 vs. Colorado State*, 1-4-21	9 - 3x; Last vs. Colorado State*, 1-4-21
Assists	3 - 2x; Last vs. Nevada*, 1-7-21	3 - 3x; Last vs. Colorado State*, 1-4-21
Steals	3 - 2x; Last vs. Colorado State*, 1-2-21	4 vs. Jackson State, 11-27-18
Blocked Shots	1 vs. Nevada*, 1-7-21	1 - 10x; Last vs. Nevada*, 1-7-21
Minutes	32:57 at Arizona State, 12-10-20	37 at California, 12-8-18
10+ Scoring Games	7 times (6-1)	37 times (33-4)

## #21 • JARED BARNETT

	Season	Career
Points		2 vs. Texas Southern, 11-5-19
Rebounds	1 vs. UC Irvine, 11-27-20	1 vs. UC Irvine, 11-27-20
Assists	1 vs. St. Katherine, 12-2-20	1 - 3x; Last vs. St. Katherine, 12-2-20
Steals		
Blocked Shots		1 vs. Texas Southern, 11-5-19
Minutes	3:44 vs. St. Katherine, 12-2-20	4 vs. San Diego Christian, 12-18-19

## #23 • JOSHUA TOMAIC

	Season	Career
Points	10 vs. Pepperdine, 12-6-20	11 at Ohio State+, 1-11-18
Rebounds	6 vs. St. Katherine, 12-2-20	8 vs. Catholic University+, 12-12-17
Assists	3 vs. UC Irvine, 11-27-20	3 vs. UC Irvine, 11-27-20
Steals	3 vs. Pepperdine, 12-6-20	3 vs. Pepperdine, 12-6-20
Blocked Shots	2 vs. Saint Mary's, 12-22-20	2 - 3x; Last vs. Saint Mary's, 12-22-20
Minutes	18:10 vs. St. Katherine, 12-2-20	25 vs. Minnesota+, 1-18-18
10+ Scoring Games	1 time (1-0)	2 times (1-1)

+ - at Maryland

## #24 • TYLER BROUGHTON

	Season/Career
Points	
Rebounds	
Assists	
Steals	
Blocked Shots	
Minutes	1:00 vs. St. Katherine, 12-2-20

## #31 • NATHAN MENSAB

	Season	Career
Points	18 vs. Saint Mary's, 12-22-20	18 vs. Saint Mary's, 12-22-20
Rebounds	15 at Arizona State, 12-10-20	15 at Arizona State, 12-10-20
Assists	2 vs. Colorado State*, 1-2-21	4 vs. San José State*, 3-2-19
Steals	1 - 5x; Last vs. Nevada*, 1-7-21	2 - 3x; Last vs. San Diego Christian, 12-18-19
Blocked Shots	6 vs. Saint Mary's, 12-22-20	6 vs. Saint Mary's, 12-22-20
Minutes	27:25 at Arizona State, 12-10-20	32 vs. Utah State*, 2-9-19
10+ Scoring Games	4 times (4-0)	14 times (13-1)
10+ Rebounding Games	2 times (2-0)	9 times (9-0)
Double-Doubles	2 times (2-0)	5 times (5-0)

## #33 • AGUEK AROP

	Season	Career
Points	10 vs. UCLA, 11-25-20	11, vs. Brown, 12-29-18
Rebounds	7 vs. UC Irvine, 11-27-20	7 vs. UC Irvine, 11-27-20
Assists	3 vs. Pepperdine, 12-6-20	3 - 4x; Last vs. Pepperdine, 12-6-20
Steals	3 vs. Brigham Young, 12-18-20	4, at Colorado State*, 2-12-19
Blocked Shots	2, four times	
Minutes	25:45 vs. Pepperdine, 12-6-20	26 vs. (6/6) Nevada*, 2-20-19
10+ Scoring Games	1 time (1-0)	2 times (2-1)

\* - Mountain West game

^ - Mountain West Tournament game

# MISCELLANEOUS STATISTICS

## San Diego State's Record When...

Category	2020-21 Season	Dutcher Era	SDSU Streak	Note
Home	6-2	47-8	Won 2	SDSU is 20-3 in its last 23 and 29-4 in its last 33 home games
Away	1-0	21-14	Won 13	SDSU is 76-43 in its last 119 road games; Aztecs are 73-34 in last 107 road games vs. non-AP top 25 teams; <b>13-game road winning streak is the longest in the nation</b>
Neutral	1-0	13-6	Won 1	Aztecs have won 46 of the last 69 games at neutral sites (46-23); Won three of last five meetings with AP Top 25 teams
Scoring First	4-0	56-13	Won 6	SDSU is 173-47 in its last 220 games in which it has scored first. Last loss: vs. UNLV (2-22-20)
Opponent Scores First	4-2	25-15	Lost 2	SDSU is 14-3 in its last 17 and 96-41 in its last 137 games in which the opponent has scored first
Leading at Half	7-1	68-10	Won 2	SDSU is 37-2 in its last 39 and 131-18 in its last 149 games when ahead at half; Last loss: vs. CSU (1-2-21); 115-7 in last 122 at home when leading at half
Trailing at Half	1-1	11-16	Lost 1	SDSU is 16-27 the last 43 times trailing at the half and 42-56 since the start of '10-11
Tied at Half		1-2	Won 1	SDSU is 8-5 in last 13 games that have been tied at half
Leading with 5:00 Left	8-1	75-7	Won 2	Won 328 of last 340; 164-game winning streak snapped vs. Boise (2-27-16); Last loss before 164-game winning streak: at UW (1-9-10); 35-game streak snapped vs. CSU (1-2-21)
Trailing with 5:00 Left	0-1	3-20	Lost 2	SDSU is 10-63 in its last 73; Last win: vs. Colorado State (2-25-20)
Tied with 5:00 Left		3-1	Won 1	SDSU is 6-4 in last 10 outings
In Overtime			Won 3	SDSU is 21-2 in its last 23 in OT; Last loss: at Cincinnati (12-17-14); Won last seven OT home games
SDSU Outrebounded Opp.	7-0	57-9	Won 9	SDSU is 26-1 in its last 27, 88-16 in its last 104 and 198-35 in its last 233 games.
SDSU is Outrebounded	1-2	20-18	Lost 2	SDSU is 10-3 in its last 13 and 60-48 in its last 108 games when outrebounded; Last win: vs. UC Irvine (11-27-20)
SDSU Commits Fewer TOs	5-2	57-9	Lost 2	SDSU is 29-3 in its last 32 and 102-16 in its last 118 when committing fewer turnovers. Last loss: vs. Colorado State (1-2-21)
Opp. Commits Fewer TOs	2-0	19-18	Won 3	SDSU is 82-52 in its last 134 games when committing more turnovers; Last win: vs. Nevada (1-7-21)
SDSU More FT Attempts	6-0	54-5	Won 25	SDSU is 192-30 in its last 222 games in the category. Last loss: vs. Fresno State (3-6-19)
Opp. More FT Attempts	2-2	24-18	Won 1	SDSU is 67-49 in its last 116 games in this category. Last win: vs. Colorado State (1-4-21)
SDSU Shoots Better than Opp.	6-0	69-4	Won 41	SDSU is 71-4 in last 75; 231-14 in last 245 with higher FG pct. Last loss: at Fresno State (1-22-19)
Opp. Shoots Better than SDSU	2-2	11-24	Lost 2	SDSU is 45-72 since the start of '10-11 when the opponent has a higher FG pct.; Last win: vs. Pepperdine (12-6-20)
SDSU Shoots 50% or Better	2-0	32-1	Won 20	70-game win streak snapped at California (12-8-18). Won 83 straight at home when FG pct. >= 50.0 pct. (last loss: UNLV, 1-26-02)
SDSU Shoots Between 40-50%	6-1	37-14	Won 1	Since March 3, 2010, SDSU is 132-32 overall and 71-10 at home
SDSU Shoots 40% or Less	0-1	12-13	Lost 2	SDSU is 114-24 when shooting 38.9 pct. or better (since Jan. 31, 2015); SDSU is 94-10 since Feb. 22, 2012, at home when shooting at least 38.9 pct.
Opp. Shoots 50% or Better		1-10	Lost 4	Duke snapped streak of 41 straight SDSU foes to shoot less than 50 pct. in the '15 NCAA tourney
Opp. Shoots Between 40-50%	3-2	27-15	Won 1	Suffered six losses last season. Last loss: vs. Colorado State (1-2-21); Last win: Colorado State (1-4-21)
Opp. Shoots 40% or Less	5-0	53-3	Won 31	SDSU is 262-33 in last 295 times the opponent has shot 40 pct. or less; Last loss: at Fresno State (1-22-19)
SDSU Bench Outscores Opp.	8-1	45-10	Won 2	SDSU is 24-2 in its last 26 and 172-34 in this category since the beginning of the 2010-11 season; Aztecs are 140-30 in last 170 games
Opp. Bench Outscores SDSU	0-1	34-17	Lost 1	SDSU is 90-51 in this category since the beginning of the 2010-11 season
SDSU Scores Less Than 60		1-7	Lost 1	SDSU is 24-35 in its last 59 games when scoring less than 60 points; Last win: vs. San Jose State (12-8-19)
SDSU Scores At Least 60 & Less Than 70	2-2	19-13	Won 1	SDSU is 75-36 in its last 111 games. Last loss: vs. Colorado State (1-2-21)
SDSU Scores Between 70-79	4-0	27-5	Won 14	SDSU is 29-5 in last 34, 116-13 in its last 129 when scoring 70-79. Last loss: vs. Fresno State (3-6-19); 38-3 at home in last 41
SDSU Scores Between 80-89	2-0	23-3	Won 16	SDSU is 44-5 in its last 49 games when scoring between 80-89 points
SDSU Scores Between 90-99		10-0	Won 25	The Aztecs have won 25 straight games and are 35-2 since 1999-2000 when scoring 90+ points
SDSU Scores 100+		1-0	Won 27	The Aztecs have won 27 straight games when reaching triple digits. SDSU is 4-0 in games where it has scored 100+ points since the 1999-2000 season.
Opp. Scores Less Than 60	4-0	43-1	Won 4	SDSU is 45-1 in its last 46 games in the category and 167-14 in the last 181 games; Last loss: vs. Utah State (3-7-20)
Opp. Scores Less Than 50	2-0	9-0	Won 13	SDSU is 127-4 the last 131 home games when holding the opponent to 60 points or less
Opp. Scores Between 50-59	2-0	34-1	Won 2	SDSU is 62-3 in last 65 in this category (losses: at UW, 12-7-14; vs. Wyo., 3-14-15; Little Rock, 11-21-15)
Opp. Scores Between 60-69	4-0	24-6	Won 7	SDSU is 34-1 in its last 35 games and 75-8 in last 83 games in this category; 68-2 in last 70 home games
Opp. Scores Between 70-79	0-2	13-8	Lost 2	SDSU is 79-28 in the category since the start of 2010-11.
Opp. Scores Between 80-89		1-10	Lost 4	SDSU is 29-29 in its last 58 games when allowing between 70-79 points
Opp. Scores Between 90-99		0-3	Lost 3	SDSU is 3-15 since the beginning of the 2010-11 season in this category.
Opp. Scores 100+			Lost 9	SDSU snapped a 24-game losing streak in the category by winning at TCU (3-3-12)
Wearing Black	2-0	29-18	Won 3	The Aztecs are 0-3 in this category since the 1999-2000 season.
Wearing Alternate Black (Red Writing)	2-0	13-1	Won 3	SDSU is 15-1 in last 16 and 72-49 in its last 161 in the black uniforms; Last worn at home: vs. UNLV (2-22-20)
Wearing Red		2-0	Won 3	Worn at San Diego, vs. Creighton, at CSU, at USU, at WYO, at Fresno State, at UNLV, at UNM, at AFA at Boise State, vs. UNLV, at NEV, at ASU, vs. SMC
Wearing White	5-2	46-10	Won 2	Aztecs are 17-5 in their last 22 when wearing red since the start of 2010-11; Last worn: vs. Nevada (1-18-20)
Wearing Retro White		3-1	Won 2	Last wore on the road at UNLV (3-14-19); Last neutral: vs. Boise (3-6-20); 15-game win streak snapped vs. Utah State (3-7-20)
wearing Retro White Shorts	1-0	1-0	Won 1	Wore vs. USD and vs. No. 2/3 Kansas in 2015-16; vs. Alabama State, Wyoming, Air Force in 2016-17; vs. Georgia and California, USU, CSU in 2017-18
Wearing Camouflage			Lost 1	Debuted vs. Colorado State (1-4-21)
Wearing Pewter Gray			Won 2	SDSU lost to No. 9/9 Syracuse (11-11-12)
Wearing Turquoise	1-0	4-0	Won 7	Uniforms made its debut vs. USD (12-15-12); Also worn against UNLV (1-16-13), FS (2-9-13), BSU (3-13-13)
On Monday	1-0	3-1	Won 2	Made its debut vs. Bakersfield (11-20-14); Also vs. SD Christian (11-18-15), vs. Savannah St. (11-28-16), vs. McNeese (11-17-17), Jackson St. (11-27-18), Tennessee State (11-25-19), UC Irvine (11-27-20)
On Tuesday	1-0	16-5	Won 6	Aztecs are 15-3 on Monday since the beginning of 2010-11. Last loss: vs. (1/1) Duke (11-19-18)
On Wednesday	2-0	16-5	Won 9	SDSU is 48-12 in its last 60 games played on Tuesday. Last loss: at Utah State (2-26-19)
On Thursday	2-0	9-1	Won 5	SDSU is 31-9 in last 40 and 61-17 in its last 78 games played on Wednesday
On Friday	1-1	9-1	Lost 1	Aztecs played just 32 Thursday games since the start of the 2010-11 season.
On Saturday	0-1	23-14	Lost 2	SDSU is 31-6 in its last 37 games played on the day
On Sunday	1-0	5-1	Won 5	SDSU is 77-38 in its last 115 games played on Saturday. Seven-game win streak snapped vs. UNLV (2-22-20)
In November	2-0	20-4	Won 11	The Aztecs have played only 26 Sunday games since the beginning of the 2010-11 campaign (18-8)
In December	4-1	15-6	Won 1	SDSU is 54-13 in November since the beginning of the 2010-11 campaign
In January	2-1	19-8	Won 2	The Aztecs are 59-15 in their last 74 games played in December. Last loss: vs. Brigham Young (12-18-20)
In February		18-5	Won 2	SDSU is 47-15 in last 62 and 63-19 in last 82 January games
In March		9-5	Lost 1	SDSU is 45-18 in its last 63 games played during the month