

# SAN DIEGO STATE BASKETBALL

14 NCAA Tournament Appearances (7 times in last 11 years) • Record 12-Time Mountain West Conference Champion

Contacts: Mike May, Senior Associate AD of Communications and Media Relations (e-mail: mmay@sdsu.edu) • Richard Stern, Assistant Media Relations Director (e-mail: rstern@sdsu.edu)

## LIVE COVERAGE

### TV/Stream: FS1

Dan Hellie (play-by-play)  
Bill Herenda (commentary)  
Chirag Devaskar (producer)



### Aztec Radio Network: 101.5 KGB / XTRA 1360

(pregame starts at 1:30 p.m. PT on XTRA)

Ted Leitner (play-by-play)  
Jon Schaeffer (pre-half-post)



Live Stats: GoAztecs.com



## SCHEDULE / RESULTS

Record: 11-4 | Home: 7-2, Away: 3-2, Neutral: 1-0

MW Record: 5-3 | Home: 3-1, Away: 2-2

Date	SDSU	Opp.	Opponent (TV/Stream)	Time/Results
N.25	rv/rv	22/21	UCLA (CBSSN)	W, 73-58
N.27	rv/rv		UC IRVINE (YurView CA)	W, 77-58
D.2	rv/rv		ST. KATHERINE (MWN)	W, 83-41
D.6	rv/rv		PEPPERDINE (YurView CA/MWN)	W, 65-60
D.10	24/rv	23/23	at Arizona State (FS1/FOX Sports GO)	W, 80-68
D.18	18/20		BRIGHAM YOUNG (CBSSN)	L, 62-72
D.22	rv/rv		#vs. Saint Mary's (CBSSN)	W, 74-49
J.2	rv/23		*COLORADO STATE (CBS)	L, 67-70
J.4	rv/rv	-/rv	*COLORADO STATE (FS1)	W, 78-65
J.7	rv/rv		*NEVADA (CBSSN)	W, 65-60
J.9	rv/rv		*NEVADA (CBSSN)	W, 69-67
J.14	rv/rv		*at Utah State (CBSSN)	L, 45-57
J.16	rv/rv		*at Utah State (CBS)	L, 59-64
J.22	-/rv		*at Air Force (FS1)	W, 98-61
J.24	-/rv		*at Air Force (FS1)	W, 91-59
J.28	-/rv		*WYOMING (FS1)	2 p.m. PT
J.30	-/rv		*WYOMING (CBSSN)	7 p.m. PT
F.3			*at New Mexico (FS1)	9 p.m. MT
F.5			*at New Mexico (CBSSN)	7 p.m. MT
F.8			*SAN JOSE STATE (FS1)	8 p.m. PT
F.10			*SAN JOSE STATE (CBSSN)	8 p.m. PT
F.18			*at Fresno State (CBSSN)	TBA
F.20			*at Fresno State (CBSSN)	TBA
F.25			*BOISE STATE (FS1)	TBA
F.27			*BOISE STATE (CBSSN)	TBA
M.10			+MWT First Round (TBA)	TBA
M.11			+MWT Quarterfinal (TBA)	TBA
M.12			+MWT Semifinal (TBA)	TBA
M.13			+MWT Championship (TBA)	TBA

---

D.4			SAN DIEGO CHRISTIAN	Postponed
J.2			*at UNLV	Postponed
J.4			*at UNLV	Postponed

# - Mott Athletics Center; San Luis Obispo, Calif.

\* - Mountain West Game

+ - Mountain West Championship Tournament (Thomas & Mack Center; Las Vegas Nevada)

Date and times are subject to change.

## GAME 16

No. -/rv **SAN DIEGO STATE AZTECS** (11-4; 5-3 MW) vs. **WYOMING COWBOYS** (10-5; 4-4 MW)

Thur., Jan. 28 • 2 p.m. PT (tip) / 2:05 p.m. MT (possible slide) • Steve Fisher Court at Viejas Arena • San Diego, Calif.



### SAN DIEGO STATE

Head Coach: Brian Dutcher  
Career Record: 84-30 (4th Season)  
Record at San Diego State: Same  
Record vs. Wyoming: 4-1



### WYOMING

Head Coach: Jeff Linder  
Career Record: 90-55 (5th season)  
Record at WYO: 10-5 (1st Season)  
Record vs. SDSU: 0-0

## OFF THE TOP (through games of Mon., Jan. 26)

- Following consecutive victories by 30+ points for the first time since November of 2017 and the first time in conference play in the 100-year history of the program, San Diego State returns home for a two-game series against Wyoming.
- The Aztecs will play host to the Cowboys on Thursday at 2 p.m. PT and Saturday at 7 p.m. PT.
- San Diego State concluded its longest road streak (four consecutive road games) in nearly 18 years with a sweep of the Air Force Academy, winning, 98-61, on Thursday and, 91-59, on Sunday.
- It marked the fifth time in 30 years that the Aztecs have scored at least 90 points in consecutive games. The teams 189 combined points in those two games are the fourth highest in that time frame. (also 207 points on Feb. 23, 1991 (at Wyoming) & Feb. 27 (vs. USIU); 191 points on Dec. 14, 1996 (vs. LMU) & Dec. 20 (vs. Vanguard); and 189 points on Dec. 12, 2018 (vs. CSU Dominguez Hills) & Dec. 22 (vs. BYU).
- San Diego State and Wyoming are meeting for the 86th time in school history, with the Aztecs owning a 44-41 edge. San Diego State has won the last four games played between the teams (the Cowboys last win in the series came on Dec. 27, 2017 in Laramie, Wyo.), and the Aztecs have won seven of the last eight encounters.
- In San Diego, the Aztecs enjoy a 28-11 series advantage at home, including 15-5 at Viejas Arena. San Diego State has won its last 12 home games against Wyoming, dating back to a, 66-65, loss on Jan. 3, 2007. During the 12-game home win streak, SDSU's average margin of victory is 20.8 points. In those 12 games, SDSU has a 460-325 advantage on the glass (+135; +11.3 rpg margin).
- On Sunday, San Diego State shot 51.7 percent from the field and used a 42-18 advantage on the glass to rout Air Force, 91-59. The victory gave the Aztecs a two-game sweep of the Falcons during which they outscored the Academy, 189-120 (+69).
- Senior guard **Jordan Schakel** connected on 6-of-13 three-point field goal attempts and scored a game-high 24 points in the Sunday win over Air Force. It marked the 15th consecutive game in which he has made a three (every game this season) and the 29th career game in which he has made at least three treys (SDSU is 26-3 in those games). Schakel is averaging 13.8 points and leads the Mountain West Conference in both three-point field goal per game (2.87) and three-point field goal percentage (42.6).
- Senior guard **Terrell Gomez** scored 15 points on the strength of 5-of-9 shooting from beyond the arc and added a season-high six assists (no turnovers) in Sunday's win over the Academy. He now has 88 career double-digit scoring games and ranks among the NCAA Division I active leaders in scoring with 1,763 points (11th), three-point field goals with 325 (2nd), three-point field goal percentage at 42.5 percent (first among players with 280 makes) and free throw percentage at 89.3 percent (2nd).
- Just 10 days after suffering a hyperextended right knee, senior forward **Matt Mitchell** returned to action on a minutes restriction and produced 10 points, a team-high seven rebounds and three assists in only 13:35 of action. Mitchell, who played in 111 consecutive games prior to the injury, has scored in double figures in all 13 of his games this season. He needs just nine rebounds and one assist to become



## SERIES INFORMATION

Overall:	San Diego State leads, 44-41
Current Streak:	San Diego State, W4
In San Diego:	San Diego State leads, 28-11
In Laramie:	Wyoming leads, 27-11
Neutral Sites:	San Diego State leads, 5-3
Last Meeting:	SDSU, 72-55, 1-21-20

## AZTEC HOME W STRK.

As mentioned above, San Diego State has won the last 12 home games against Wyoming. Below is a look at the numbers during the last 12 meetings at Viejas.

Stat	SDSU	Wyo.
Victories	12	0
Points Per Game	77.1	56.3
FG Percentage	.492	.380
3FG Percentage	.378	.272
FT Percentage	.705	.634
Rebounds Per Game	38.3	27.1
Turnovers Per Game	11.9	13.7
3FG Made Per Game	7.3	5.4
FT Made Per Game	14.8	12.6

## CAREER 3FG PCT.

Below is a look at the active Division I career three-point field goal percentage leaders (min. 180 3FGM).

Rk.	Team	3FG	3FGA	Pct.
1.	Sam Hauser	278	627	.443
2.	<b>Terrell Gomez</b>	<b>325</b>	<b>747</b>	<b>.435</b>
3.	Justin Jaworski	233	545	.428
4.	Storm Murphy	196	463	.423
5.	Jaheam Cornwall	199	475	.419
6.	David Jenkins Jr.	229	550	.416
7.	<b>Jordan Schakel</b>	<b>185</b>	<b>448</b>	<b>.413</b>
8.	Trae Berhow	189	459	.412
9.	Ross Cummings	216	526	.411
10.	Corey Kispert	226	551	.410

## BEST OF THE BEST

Below is a look at the best record since the start of the 2009-10 campaign.

Rk.	Team	W	L	Pct.
1.	Gonzaga	350	58	.858
2.	Kansas	342	74	.822
3.	Duke	329	81	.802
4.	Kentucky	335	86	.796
5.	Wichita State	311	88	.779
6.	Villanova	304	92	.768
7.	Saint Mary's	299	92	.765
8.	Belmont	286	95	.751
9.	<b>San Diego State</b>	<b>297</b>	<b>99</b>	<b>.750</b>
10.	Virginia	288	98	.746

# San Diego State Aztecs

2020-21 Record: 11-4 (H: 7-2; A: 3-2; N: 1-0) 5-3 MW  
12-Time MW Champions, 12 Postseason Berths in Last 15 Years

- SDSU has won at least 19 games in 15 straight seasons.
- SDSU has advanced to postseason play in 12 of the last 14 seasons in which a champions was crowned (2006 NCAA, 2007-09 NIT, 2010-15 NCAA, 2016 NIT, 2018 NCAA).
- SDSU has won 40 of last 43 games when leading at the half.
- SDSU has won its last 42 of 43 when having a higher FG pct.
- SDSU is 11th nationally in winning percentage (.754) since the beginning of the 2010-11 season.
- Since its founding in 1999, no men's basketball program has won more Mountain West championships (regular-season and tournament) than San Diego State's 12.
- Since 2006, SDSU's 11 appearances in its conference championship game are the second most in Division I.
- SDSU's 17 MW wins in 2019-20 are the most in MW history.

		PPG	RPG	APG	FG	3FG	FT	
<b>0</b>	<b>Keshad Johnson</b> <i>(KEY-shawd)</i> Forward, 6-7, 210, So.-1L Oakland, Calif. (San Leandro HS)	2020-21 MW	3.4 4.0	3.5 1.1	1.0 3/10	.429 0/3	3/10 4/10	Placed in last 4 gms. after missing three previous games (shoulder)... Had 34 points last season and has 37 points this season... 18 rebounds in last 3 games... Played in 29 career gms. (25-4)... Played 17+ minutes in three straight gms... Athletic, talented sophomore... Only scholarship member of the 2019 class... A four-star prospect by ESPN; averaged 14.4 pts., 8.0 rebs., 3.0 asts., 2.3 blks and 1.9 stls as a senior in HS.
<b>2</b>	<b>Adam Seiko</b> <i>(SAY-coe)</i> Guard, 6-3, 210 Jr.-2L Boston, Mass. (Sierra Canyon HS (Calif.))	2020-21 MW	4.7 6.1	2.3 1.6	1.6 2.1	.400 .459	.413 .469	Last 2 gms.: 23 pts., 7 asts., 4 rebs., 8-11 FGs (72.7 pct.)... The 23 points in the last two games are the highest 2-game total of his 76-game career... Had CH 14 pts. and CH 5 asts. at AFA... 15 treys in his last 8 gms... Made a CH six FTs in comeback win vs. Pepperdine (12-6-20)... 14 gms. w/multiple treys (12-2)... Only 41 TOs in 1,051 career minutes (1 TO every 25.6 minutes)... 79.1 pct. of career FGs are threes (53-of-67)... Has a career 1.46:1 assists-to-turnover ratio.
<b>3</b>	<b>Terrell Gomez</b> <i>(TUH-rel)</i> Guard, 5-8, 165, Sr.-TR Los Angeles, Calif. (Middlebrooks Academy/CSUN)	2020-21 MW	8.4 9.0	1.4 1.8	2.7 3.1	.396 .362	.427 .435	Last 9 gms.: 9.4 ppg., 1.6 rpg., 3.2 apg., 1.2 spg., 23-50 3FGs (46.0 pct.)... Active NCAA ranks among DI players: 1,763 pts. (11th), 325 3FG (2nd), 43.5 3FG pct. (1st with at least 280 makes), 89.3 FT Pct. (1st)... Made multiple treys in 14 of his last 19 games (48-of-105, 45.7 pct.)... Has 29 assists in last nine games (3.2 apg)... Averaged 19.8 points, 2.5 rebounds, 2.3 assists in 32 games with CSUN in 2019-20.
<b>4</b>	<b>Trey Pulliam</b> <i>(pull-EE-um)</i> Guard, 6-3, 180, Sr.-1L Bryan, Texas (Consolidated HS /Navarro College)	2020-21 MW	5.5 5.1	3.2 3.9	3.1 3.3	.367 .340	6/24 3/13	Hit GW runner as time expired to lift SDSU past Nevada (1-9-21)... First SDSU GW shot at the buzzer since Jamaal Franklin (3-8-12)... Leads MW with 2.47 A-TO ratio... Last 6 gms.: 35 pts... Streak of points in 18 consecutive games snapped Fri. at AFA... Leads the team in assists (47) this season... Played in 20+ minutes in 15 straight games (did that 10 times all of last season)... In first career start vs. No. 22 UCLA had 8 pts., 6 asts., 4 rebs.
<b>5</b>	<b>Lamont Butler</b> Guard, 6-2, 200, Fr.-HS Moreno Valley, Calif. (Riverside Poly HS)	2020-21 MW	2.9 3.6	1.1 1.4	0.9 1.0	.459 12/24	3/10 2/6	Started last 2 gms... Last 3 gms: 22 pts., 9 rebs., 7 asts., 8 stls... Scored a career-high 13 points, CH five steals and played 25 minutes in game at USU... One of only three Fr. this season to post 13-5 in those categories... Only SDSU player in the last 25 seasons to post a 13-5 game off the bench... One of seven players to play in all 15 games... 4-star recruit by ESPN... A class of 2020's top-50 point guard nationally by ESPN (No. 30).
<b>10</b>	<b>Keith Dinwiddie Jr.</b> Guard, 6-0, 185, Fr.-HS Los Angeles, Calif. (Fairfax Senior HS)	2020-21 MW	6.6 7.5	0.4 0.5	0.6 1.5	.480 6/12	9/18 3/7	Among all DI players, his 33.0 pts./40 min. is 3rd (min. 40 mins.)... Has 33 points in 40 mins... Scored 12+ points in 2 of his 5 career games... 3-star recruit & a class of 2020's top-50 shooting guards nationally (#47) by Rivals.com... As a senior earned Western League MVP honors as well as co-POY for both the All-City Open Division & All-CIF LA City Section... As a junior, led team to LA City Section Open Div. championship, the #5 state & #22 national ranking.
<b>11</b>	<b>Matt Mitchell</b> Forward, 6-6, 235, Sr.-3L Riverside, Calif. (Roosevelt HS)	2020-21 MW	14.9 14.3	5.1 6.5	2.0 2.2	.445 .453	.404 8/16	MW POW (11-30-20)... Returned to action Sunday after missing two games due to right knee hyperextension... Leads MW in FTM and FTA per game... Last 4 gms.: 60 pts., 25-27 Fts, 27 rebs... On pace to become the third Aztec player to post 1,000 points, 500 rebounds, 200 assists and 100 steals (Winston Shepard, Trey Kell)... 25-2 in his career when he scores 15+ points... 1,269 career pts. (13th in school history).
<b>12</b>	<b>Che Evans</b> <i>(shay)</i> Forward, 6-5, 210, Fr.-HS Philadelphia Pa. (Neumann-Goretti HS)	2020-21 MW	1.0 1.5	0.6 0.0	0.2 1/2	2/6 1/1	1/3 0/0	Played in five games and 22 total minutes... CH 3 pts. and CH 2 rebs. at Air Force (1-22-21)... 4-star recruit by ESPN and Scout.com & 3-star talent by Rivals.com and 247Sports.com... A class of 2020's top-50 small forwards nationally by ESPN (No. 45), Rivals.com (No. 49) & 247Sports.com (No. 38)... Senior year, Neumann-Goretti posted a 24-4 record, 14-2 in conference play & won the Philadelphia Catholic League championship.
<b>14</b>	<b>Cade Alger</b> <i>(AL-ier)</i> Forward, 6-19, 190, RFr.-TR Ripon, Calif. (Ripon Christian HS/Seattle U)	2020-21 MW	1.8 3.5	0.5 1.0	0.0 0.0	3/4 3/4	0/0 0/0	Has 7 pts. in last 2 gms... Scored his first career points on a dunk and subsequent free throw at Air Force (1-22-21)... Non-scholarship forward who spent 2019-20 as a redshirt at Seattle U... As a senior averaged 18.0 pts, 13.2 rebs & 3.0 assists & finished with more than 1,000-career points... Was named a first-team Front Row Preps All-Region and CalHSports.com All-State performer as well as D5 Scholar AoY following senior campaign.
<b>20</b>	<b>Jordan Schakel</b> <i>(SHACK-ull)</i> Guard, 6-6, 200, Sr.-3L Torrance, Calif. (Bishop Montgomery HS)	2020-21 2MW	13.8 14.5	3.8 4.1	1.1 1.8	.444 .466	.426 .450	MW POW (12-14-20)... Has a trey in all 15 games this season (43 total)... Has 179 career three-point field goals (5th in school history)... 33 rebs. in last 8 gms. (4.1 rpg)... 10 asts., 2 TOs in last 6 gms... SDSU is 35-5 in his career when he scores 10+ points... Made multiple 3s in 53 gms. (43-10) and 3+ treys in 29 games (26-3)... 12+ points in eight of last 12 games (14.4 ppg)... Scored more points last season (319) than first two seasons combined (313).
<b>21</b>	<b>Jared Barnett</b> Guard, 6-1, 145, So.-SQ Los Angeles, Calif. (Westchester HS)	2020-21 MW	0.0 0.0	0.3 0.0	0.5 0.5	0/1 0/0	0/0 0/0	Non-scholarship guard... Played in four games this season, including the wins at Air Force (1-22-21 and 1-24-21)... Appeared in 10 games last year w/ his lone bucket coming in the season opener vs. Texas Southern... Was named second-team all-conference as a HS senior after averaging 13 points six assists and three rebounds per game... Received academic honor roll recognition all four years at Westchester High.
<b>23</b>	<b>Joshua Tomaić</b> <i>(toe-MY-itch)</i> Forward, 6-9, 230, Sr.-TR Lanzarote, Spain (Canarias Academy/Maryland)	2020-21 MW	4.2 3.6	3.0 3.0	0.7 0.5	.473 .379	3/15 1/6	Last 12 gms: 49 pts... SH 10 points vs. Pepperdine (2nd career game with double digits)... Has more points this season (63) than last two seasons combined (26)... Career 54.7 percent FG shooter... Has more rebs. this season (45), than last season (8 in 16 games played)... Has 11 assists this season (had zero in 71 minutes last year)... Teams are 55-22 when he plays... Grad transfer w/one year of eligibility (played the last 3 seasons at Maryland).
<b>31</b>	<b>Nathan Mensah</b> <i>(MEN-suh)</i> Forward, 6-10, 230, Jr.-2L Labadi, Accra, Ghana (Findlay Prep (Nev.))	2020-21 MW	10.1 10.0	7.0 6.1	0.7 0.6	.606 .592	0/3 0/0	Has 10+ points in five of his last seven games (last 7 gms: 10.9 pts., 6.4 rebs., 1.4 blks., 28-of-46 (60.9 pct.) FGs... Recorded 5th double-double with CH 18 pts., 13 rebs. & CH 6 blks. vs. SMC... Only SDSU player in last 25 seasons to produce a game with 18-13-6 in those categories... SDSU is 15-2 when he scores 10+, 29-6 when he has 6+ rebounds; 9-0 when he has 10+ rebs.
<b>33</b>	<b>Aguek Arop</b> <i>(ah-GWUK ah-ROPE)</i> Forward, 6-6, 220, Jr.-2L Omaha, Neb. (Omaha South HS)	2020-21 MW	5.0 5.0	2.5 1.6	0.8 0.3	.446 14/23	2/12 1/4	Last 6 gms.: 33 pts., 13-21 (61.9 pct.) FGs, 3 blocks in 77 mins... Has 65 points in his last 13 gms... For his career, averages 10.4 pts/7.5 rebs per 40 minutes played... 46-of-83 rebs since 2019-20 are on off. glass... Avg. 3.8 offensive rebounds per 40 minutes this season... Multiple offensive rebounds in eight of 13 games he has played... Has a 7-foot wingspan... Good mid-range game & deadly from 15 ft.

RED indicates probable starter, BLACK indicates reserve, GOLD indicates player is injured and is not expected to play. Shooting percentages are calculated once 25 attempts are made in a category.

## SCHEDULE/RESULTS

Date	Opponent (Television/Stream)	Note
N.25	UCLA (CBSSN)	W, 73-58 » SDSU defeats UCLA in consecutive games for the first time since 1940; It's the largest margin of victory vs. UCLA since 22 pt win on 12/1/1939
N.27	UC IRVINE (YurView CA)	W, 77-58 » San Diego State is 7-3 in home games against UCI and has won the last four meetings. This will be the first match-up since Dec. 13, 1997 in Irvine
D.2	ST. KATHERINE (MWN)	W, 83-41 » Aztecs improve to 2-0 all-time vs. USK; Average margin of victory in two win 62.5 points
D.6	PEPPERDINE (YurView CA)	W, 65-60 » Was the first meeting since a 61-58 SDSU win on Dec. 22, 1994; Aztecs have won the last four in a row and 9 of the last 16 in San Diego
D.10	at Arizona State (FS1)	W, 80-68 » San Diego State improves to 3-12 all-time in Tempe & are 2-6 in the last eight at ASU; Last SDSU victory at ASU before this win was on Jan. 7, 1978
D.18	BRIGHAM YOUNG (CBSSN)	L, 62-72 » The Aztecs are 17-19 all-time in San Diego vs. BYU, including 3-4 in the last seven
D.22	#vs. Saint Mary's (CBSSN)	W, 74-49 » San Diego State improves to 1-2 against Saint Mary's on neutral courts;
J.2	*COLORADO STATE (CBS)	L, 67-70 » SDSU has won six of the last seven meetings; 18-4 vs. Colorado State all-time in Viejas Arena
J.4	*COLORADO STATE (FS1)	W, 78-65 » Snapped CSU's 4-game win streak & avoided a season series sweep for the 17th time in the last 18 seasons. SDSU has 10 season sweeps during that span.
J.7	*NEVADA (CBSSN)	W, 65-60 » SDSU is 9-0 vs. Nevada at home in the MW era, including its sweep on this series, and is 11-1 all-time at home vs. the Wolf Pack
J.9	*NEVADA (CBSSN)	W, 69-67 Last year's results: W, 68-55 (1/18/20 at SDSU), W, 83-76 (2/29/20 at NEV)
J.14	*at Utah State (CBSSN)	L, 45-57 » Rematch of last two MW tourney title games; SDSU is 4-3 at USU in the MW era & snapped USU's 15-game home winning streak last year
J.16	*at Utah State (CBS)	L, 59-64 Utah State handed the Aztecs back-to-back losses for the first time in 48 games dating back to March 6 & 9, 2019
J.22	*at Air Force (FS1)	W, 98-61 » SDSU is 23-17 lifetime in games played at USAFA; Aztecs are 6-2 in last eight visits to the Academy
J.24	*at Air Force (FS1)	W, 91-59 San Diego State's 37-point win (98-61 on Jan. 22) is the largest margin of victory in the 84 games between the two programs
J.28	*WYOMING (FS1)	2 p.m. PT » San Diego State has won 12 straight vs. the Cowboys at home and is 28-11 all-time including 15-5 in Viejas
J.30	*WYOMING (CBSSN)	7 p.m. PT Last year's results: W, 72-52 (1/8/20 at WYO), W, 72-55 (1/21/20 at SDSU)
F.3	*at New Mexico (FS1)	9 p.m. MT » The 28-point win last season is SDSU's largest in The Pit in 42 all-time games, and became 1st MW team to win at UNLV and at UNM in consecutive
F.5	*at New Mexico (CBSSN)	7 p.m. MT games. Last year's results: W, 85-57 (1/29/20 at UNM), W, 82-59 (2/11/20 at SDSU)
F.8	*SAN JOSE STATE (FS1)	8 p.m. PT » The Aztecs are 28-8 all-time vs. SJSU at home and 10-1 in their last 11, including seven in a row.
F.10	*SAN JOSE STATE (CBSSN)	8 p.m. PT Last year's result: W, 59-57 (12/8/19 at SDSU)
F.18	*at Fresno State (CBSSN)	TBA » In games dating back to 1941, SDSU is 22-33 in Fresno, but in the 10 games since the Save Mart Center opened the Aztecs are 6-4
F.20	*at Fresno State (CBSSN)	TBA Last year's results: W, 61-52 (1/1/20 at SDSU), W, 64-55 (1/14/20 at FS)
F.25	*BOISE STATE (FS1)	TBA » San Diego State broke a three-game winless streak at ExtraMile Arena with a 72-55 win last year
F.27	*BOISE STATE (CBSSN)	TBA Last year's results: W, 83-65 (1/11/20 at SDSU), W, 72-55 (2/16/20 at BSU), W, 81-68 (3/6/20 AT MWT)

### Mountain West Men's Basketball Championship (Thomas & Mack Center; Las Vegas, Nev.) (TBA)

M.10-13		» SDSU has advanced to the title game in 10 of the last 12 years » The Aztecs will be in search of their sixth Mountain West tournament championship » San Diego State has won tourney titles in 2002, 2006, 2010, 2011, 2018 » SDSU is 34-16 all-time at the MW Championship, representing the best overall record in league history » San Diego State has won a Mountain West-high 12 conference crowns (regular season, tournament)
J.2	*at UNLV (TBA)	TBA » Aztecs 16-2 in last 18 vs. UNLV (any location); SDSU 10-1 in its last 11 games vs. UNLV at Thomas & Mack Center
J.4	*at UNLV (TBA)	TBA Last year's results: W, 71-67 (1/26/20 at UNLV), L, 63-66 (2/22/20 at SDSU)

# - Mott Athletics Center, San Luis Obispo, Calif.; \* - Mountain West game. All times are local to the site. Games and times are subject to change. Purple indicates games which have been postponed.

just the third player in SDSU history with 1,000 points, 500 rebounds, 200 assists and 100 steals joining Winston Shepard and Trey Kell. Mitchell leads the team in scoring (14.9), is second in rebounding (5.1) and third in assists (2.0).

- Junior guard **Adam Seiko** had a remarkable two games against Air Force. In his last two games, he has 23 points (highest two-game total of his 76-game career), seven assists, no turnovers and four rebounds. He has connected on 7-of-9 (77.8 percent) from three-point range in his last two contests.
- The Aztecs metrics continue their upward trend following the two dominating victories. San Diego State ranks in the metrics after Monday's games: 21st in RPI, 22nd in Sagarin Ratings, 22nd in BPI, 33rd in Kenpom, 34th in the NET and 54th in Strength of Record.
- San Diego State ranks among the national leaders in several categories including: 11th in scoring defense (60.6), 21st in Kenpom adjusted defensive efficiency (91.6), 29th in three-point field goal percentage (38.5), 37th three-point field goals per game (9.3), 38th in turnover margin (+3.3), 40th in scoring margin (+11.8), 52nd in steals per game (8.1), 56th in turnovers forced (15.87) and 67th in field goal percentage defense (40.6).
- San Diego State student-athletes lead the Mountain West Conference in the following categories **Trey Pulliam** assist-to-turnover ratio (2.47), **Jordan Schakel** three-point field goal percentage (42.6) and three-point field goals per game (2.87) and **Matt Mitchell** free throws made per game (5.3).

## A SPECIAL NIGHT IN THE SPRINGS

A few more tidbits from the Sunday victory at Air Force.

- San Diego State wins its second consecutive game overall and defeats Air Force for the fifth consecutive time.
- San Diego State outscored Air Force, 189-120 (+69).
- San Diego State defeats Air Force in Colorado Springs for the third consecutive time, matching the school record for most consecutive wins at Air Force.
- San Diego State completes a two-game season sweep of Air Force just the third time in the last six seasons. The Aztecs did it in 2017-18, 2019-20 and 2020-21. It is worth noting that in 2015-16, SDSU won the only meeting with the Academy.
- San Diego State made a season-high 16 three-point field goals tonight and shot a season-best 53.3 percent from beyond the three-point line.
- San Diego State's 53.3 percent shooting from beyond the arc was its highest since making 11-of-18 (61.1 percent) vs. Creighton on Nov. 28, 2019. The last time the Aztecs shot this well from beyond the arc on the road was a 12-for-21 (57.1 percent) at California on Dec. 8, 2018.

## MEDIA RELATIONS

### MEDIA RELATIONS OFFICE

Fowler Athletics Center  
5302 55th Street, Suite 3014  
San Diego, CA 92182  
Office: 619.594.5547  
Fax: 619.582.6541

### MIKE MAY

#### Senior Associate A.D. of Communications and Media Relations

Coaching Staff Interviews  
E-Mail: mmay@sdsu.edu  
Office: 619.594.5547  
Cell: 619.957.8372

### RICHARD STERN

#### Assistant Media Relations Director

Student-Athlete Interviews  
E-Mail: rstern@sdsu.edu  
Office: 619.594.5548  
Cell: 408.318.8111

### STAY CONNECTED

- Athletics Website: goaztecs.com
- Twitter: @GoAztecs / @Aztec\_MBB
- Facebook: facebook.com/goaztecs
- Instagram: @goaztecs
- YouTube: youtube.com/goaztecscom



## SERIES VS. WYOMING

Series: San Diego State leads, 44-41

Home (Viejas Arena) ..... 28-11 (15-5)  
 Away (Arena-Auditorium) ..... 11-27 (11-23)  
 Neutral (Thomas & Mack Center)..... 5-3 (2-1)

SDSU as Top 25 Team..... 6-2 (H: 3-0, A: 3-2)

vs. Top 25 Wyoming Team..... 1-2 (A: 1-1, N: 0-1)

MWC Era ..... San Diego State leads, 26-17

Dutcher vs. Wyoming ..... 4-3 (H: 3-0, A: 1-1, N: 0-2)

Date	SD	UW	Location	Score
J.12.79	*		Laramie	L 71-78
E.10.79	*		San Diego (SA) (d)	W 79-71
J.5.80	*		San Diego (SA)	W 65-57
J.31.80	*		Laramie	L 58-79
J.2.81	*		San Diego (SA)	L 51-69
E.7.81	*		Laramie (d)	L 57-102
J.21.82	*		Laramie	L 64-77
M.6.82	*		San Diego (SA)	ot-L 64-66
J.29.83	*		San Diego (SA)	W 64-57
F.24.83	*		Laramie	L 56-66
F.6.84	*		Laramie	ot-L 73-83
M.1.84	*		San Diego (SA)	L 64-65
J.3.85	*		Laramie	W 60-57
E.9.85	*		San Diego (SA)	W 79-70
J.27.86	*		San Diego (SA)	W 88-82
E.13.86	*		Laramie	L 71-89
J.22.87	*		San Diego (SA)	L 70-79
E.19.87	*		Laramie	L 73-85
J.28.88	*		San Diego (SA)	L 56-57
F.27.88		16	Laramie (d)	L 59-85
M.10.88		14	N-Provo (QF)	L 76-83
J.30.89	*		San Diego (SA)	W 69-61
F.18.89	*		Laramie	L 67-71
J.11.90	*		Laramie	L 60-76
J.30.90	*		San Diego (SA)	W 68-59
F.3.91	*		San Diego (SA)	2ot-W 87-84
F.23.91	*		Laramie	W 95-83
J.9.92	*		San Diego (SA)	L 72-85
F.13.92	*		Laramie	L 66-92
J.7.93	*		Laramie	L 54-77
F.25.93	*		San Diego (PG)	W 64-62
M.10.93			N-Salt Lake City (1R)	W 59-57
J.10.94	*		San Diego (PG)	W 73-71
F.26.94	*		Laramie (d)	L 70-85
M.9.94			N-Salt Lake City (1R)	W 54-51
J.2.95	*		Laramie	L 56-64
M.2.95	*		San Diego (PG)	W 52-51
J.4.96	*		San Diego (SA)	W 80-77
M.2.96	*		Laramie (:15) (d)	L 68-69
J.16.97	*		San Diego (SA)	W 82-75
F.15.97	*		Laramie (d)	L 50-67
M.3.98			N-Las Vegas (1R)	ot-W 60-57
J.29.00	*		Laramie	L 87-93
E.19.00	*		San Diego (CA) (d)	L 57-71
F.3.01	*		Laramie (d)	L 66-101
M.1.01	*		San Diego (CA)	L 62-69
M.8.01			N-Las Vegas (QF)	L 58-73
J.21.02	*		San Diego (CA)	ot-L 85-88
F.18.02	*		Laramie	W 68-64
M.8.02			N-Las Vegas (SF)	W 70-69
F.3.03	*		San Diego (CA)	W 80-70
M.1.03	*		Laramie (d)	W 86-73
J.26.04	*		Laramie	L 71-79
E.21.04	*		San Diego (CA)	W 74-66
J.22.05	*		San Diego (CA)	ot-L 81-88
E.21.05	*		Laramie	L 65-69
J.28.06	*		Laramie (d) (:00.3)	ot-W 78-77
M.1.06	*		San Diego (CA)	W 91-72
M.11.06			N-Denver (CH)	ot-W 69-64
J.3.07	*		San Diego (CA) (:04.9)	L 65-66
F.17.07	*		Laramie (d)	L 71-80
J.19.08	*		San Diego (CA)	W 70-43
F.19.08	*		Laramie	W 79-68
J.14.09	*		Laramie	L 79-83
F.14.09	*		San Diego (CA)	W 71-60
J.9.10	*		Laramie (d) (:04.9)	L 83-85
F.10.10	*		San Diego (VA)	W 88-57
J.29.11		4	San Diego (VA)	W 96-57
M.1.11		9	Laramie	W 85-58

## REWIND, THE 2019-20 SEASON

- San Diego State is coming off a magical season that saw the Aztecs win their first 26 games of the season en route to a 30-2 record, a Mountain West Conference regular season title (record 12th league crown) and a climb to No. 4 in the Associated Press poll for five weeks before ending the campaign at No. 6. SDSU was the only team in the nation not to lose a road game in 2019-20, finishing the year 11-0 away from Viejas Arena.
- The *USA Today* National Coach of the Year last year, **Brian Dutcher** begins his fourth season at the helm of the San Diego State men's basketball program. He has an overall record of 84-30 in three-plus seasons and has led SDSU to the conference championship game in each of his three seasons. In 2018, he was the only first-year coach to lead his team to the NCAA tournament and in 96 previous seasons of Aztec basketball, no head coach had won more games and/or won a conference title in his first year until Dutcher accomplished the feat. In addition, Dutcher is the first Aztecs' men's basketball coach to win 20+ games in each of his first three seasons.
- Dutcher welcomes back three returning starters in seniors forward **Matt Mitchell** (12.2 pts., 4.8 rebs., 1.7 asst. in 2019-20) and guard **Jordan Schakel** (10.0 pts., 3.4 rebs, 43.6 percent three-point shooting) and junior forward **Nathan Mensah** (6.9 pts., 6.8 rebs., 1.6 blks.). Mitchell and Schakel played in all 32 games (Mitchell started the final 19 and Schakel started 31) with Mensah appearing 13 times, all starts, before injury prematurely ended his season.
- The Aztecs are picked to finish in first place in the preseason poll of the Mountain West media. SDSU has finished either first or second in the Mountain West preseason poll in each of the last seven years. It is also the 12th time in the last 16 seasons San Diego State has been picked first or second in the poll. All 12 times, additionally, have occurred in the last 16 years.

## HOME COURT ADVANTAGE

San Diego State has advanced to the NCAA tournament seven of the last 10 seasons in which a national championship has been crowned, and has an NIT national semifinalist appearance as well during that span. One reason for the success is that Viejas Arena is a very tough place for opponents. Since the start of the 2009-10 campaign, and entering this season, San Diego State has the 11th-highest winning percentage in the country, amassing a 162-22 home record, winning 88.0 percent of its home games during that span.

With the 2020-21 season underway here are a few of the categories to keep an eye on.

- In its last 191 home games, San Diego State has compiled a 167-24 mark, including a 80-10 record against non-conference competition at Viejas Arena.
- Since the start of the 2012-13 campaign, the Aztecs are 120-19 at home, including a 55-9 record in non-conference home contests during that stretch (44-7 against non-top 25 non-conference foes).
- The Aztecs are 51-10 in their last 61 non-conference home games.

## MORE HOME COOKING

- San Diego State is 28-4 in its last 32 home games dating back to Jan. 1, 2019.
- The Aztecs are 25-3 in its 28 Mountain West Conference home games since Jan. 24, 2018.
- SDSU is 16-6 in conference home openers since joining the Mountain West prior at the 1999-2000 season.
- San Diego State ended the 2019-20 season 14-1 at home, with an average scoring margin of +16.0. Of the 15 home games, 12 were decided by at least nine points. In SDSU's first five home games this season, its margin of victory has been 20.3 points.
- Last season's 13-game home court win streak, snapped on Feb. 22, 2020, was tied for the eighth-longest in school history and longest since the school-record 29-game win streak from Nov. 20, 2013 and ended Feb. 28, 2015.
- San Diego State has never had an undefeated home season as a Division I program. The last time the Aztecs made it through the home portion of the schedule unscathed was 1966-67. That season, San Diego State went 16-0 at home en route to a 24-5 record. In the Division I era, SDSU has ended the home portion of its schedule with a single loss on seven occasions (1977-78, 2009-10, 2010-11, 2012-13, 2013-14, 2014-15 and 2019-20).

## OFFENSIVE EXPLOSION AT AIR FORCE

In its two games at Air Force last week, the Aztecs totals 189 total points (98 points on Jan. 22 & 91 points on Jan. 24).

- The 98 points on Jan. 22 equals the most by an Aztec team in a Mountain West game (also at TCU on March 3, 2012).
- The 98 points on Jan. 22 are the most in a game for SDSU since it totaled 99 against Cal State Dominguez Hills on Dec. 12, 2018.
- The 189 point total are the most by SDSU in successive games since it totals 189 points against Cal State Dominguez Hills on Dec. 12, 2018 (99 pts) and 90 points versus Brigham Young on Dec. 22, 2018. The team also recorded 189 points in back-to-back games with 118 points on Dec. 27, 2013 versus St. Katherine and 71 points at Colorado State on Jan. 1, 2014.
- The 189 points are the most by an Aztec team in back-to-back Mountain West games (since 1999-00).
- The 189 points are the most against a single Mountain West opponent in a two-game regular season series.

## BUTLER HAS A NIGHT IN LOGAN

True freshman guard Lamont Butler had a breakout game at Utah State on Jan. 16

- Butler set season-highs with 13 points, the first double digit scoring effort of his college career, 5 assists and 25 minutes.
- Butler's 13 points are the most by an Aztec true freshman, since Matt Mitchell's 17 points at Air Force on Feb. 21, 2018.
- Nationally, Butler is one of three freshmen this year to record at least 13 points and have five steals in a game.
- Butler is one of three Aztec true freshmen since the start of the 1996-97 season to record at least 13 points and 5 steals in a game (other are Kyle Spain & Richie Williams in 2005-06).
- Butler is the on player to compile at least 13 point and 5 rebounds off the bench for SDSU, regardless of class in the last 25 years.

## TIP SET FOR SAN JOSE STATE SERIES

The Mountain West in conjunction with FS1 and CBS Sports Network announced that the tip times for the Aztecs games versus San Jose State on Feb. 8 and Feb. 10. The Monday, Feb. 8 game will be broadcast on FS1 and will tip off at 8 p.m.. Two days later, on Wednesday, Feb. 10, CBS Sports Network has the game and it will tip off at 8 p.m. as well. With these two game time being announced, San Diego State has four regular-season games remaining which have not got tip off times, at Fresno State (Feb. 18 & 20) and versus Boise State (Feb. 25 & 27).

## ROAD (AND NEUTRAL) WARRIORS

- San Diego State had the nation's longest road winning streak (13 games, dating back to the 2018-19 season) halted at Utah State (1/14), the same program that ended SDSU's longest road/neutral streak (16) in the nation in its final game of the 2019-20 campaign.
- Since the start of the 2010-11 season, San Diego State's 75-45 (.625) record in road games is the ninth best in the nation.

- Last season the Aztecs' 16 road/neutral road wins were the most in the nation.
- **San Diego State's 11-0 road record last season was the best in the nation and its 11 true road wins were tied for the third most in the nation behind Vermont (12-3) and Stephen F. Austin (12-2).**

## AMONG THE MOUNTAIN WEST'S BEST

San Diego State is pacing at an elite level in the Mountain West in games played through Jan. 25, 2021.

- The Aztecs lead the conference in scoring defense (60.6 ppg), turnovers forced (15.87/g), total steals (122), and steals per game (8.1).
- SDSU ranks second in turnover margin (+3.3/g), three-point field goal percentage (.385), three-point field goals made (140).
- The Aztecs are third in the Mountain West in scoring margin (+11.8), assists (217) and winning percentage (.733).

## TOP-25 FACTS

- **From the start of the 2010-11 season to the week of Dec. 20, 2020, San Diego State's 83 appearances in the AP poll are the most of any school in California and which also ranks as the 21st most nationally. The California program with the second most appearances in that time frame is UCLA with 45 and Saint Mary's 39 are the third most. Other than those three, no other men's basketball team in California has appeared in the AP poll more than 12 times.**
- The Aztecs have receiving votes in each poll from the outset of the 2020-21 season and first appeared in the AP poll, at No. 24, on Dec. 7, moved up to No. 18 last week and made its debut in the Coaches poll last week, as well, at No. 20.
- Dec. 10's game was the second time San Diego State has played a ranked Arizona State team. The previous match-up came on Nov. 18, 2008 in Tempe. The No. 15 Sun Devils defeated SDSU 59-52.
- San Diego State joins Gonzaga, Kansas, Missouri and Villanova as the only teams with two victories this season against AP Top 25 teams.
- Head coach Brian Dutcher has a 7-4 record against top-25 competition, with the two most recent victories coming in the team's 2020-21 season opener, a 73-58 victory over No. 22 UCLA and its 80-68 win at No. 23 Arizona State.
- San Diego State spent 15 consecutive weeks in the AP Top-25 Poll last season, the program's third longest single season consecutive week streak trailing the 2010-11 squad which spent 19 straight weeks and the 2013-14 team which was spent 16 consecutive weeks ranked in the top-25.
- San Diego State's longest consecutive streak of weeks being ranked in the AP Top-25 is 22 straight polls (Dec. 2, 2013 to Dec. 15, 2014).
- Reaching No. 4 in the 2019-20 season, the Aztecs spent five weeks there establishing program records for consecutive weeks at that ranking and for the most weeks, in a season, at that rank.
- The Aztecs debuted at No. 25 on Dec. 9, 2019 and then went to 20 to 15 to 13 to 7 to 7 to 4 to 4 to 4 to 4 to 5 to 5 to 6 and finished at No. 6.
- San Diego State entered the top-25 in both the AP and Coaches polls on Dec. 9, 2019 at No. 25 and No. 24, respectively. It was the first time since Feb. 23, 2015, the team had been ranked in the AP poll.
- In total, the Aztecs have appeared in the AP Poll for 82 weeks, and all have come since the start of the 2010-11 campaign, which is tied for the 19th most appearances in the poll during the last 10 seasons.
- Prior to the 2019-20 season, the last time the Aztecs had been ranked in the Coaches Poll was March 9, 2015.
- Prior to last season, the Aztecs had been ranked in the top-5 of the AP poll four times. In 2019-20 they were ranked in the top-5 10 straight weeks.

## DUTCHER KEEPS THE BALL ROLLING ON

Brian Dutcher has been on The Mesa for 22 seasons, 18 of them as the top man on San Diego State Hall of Fame Head Coach Steve Fisher's bench. In that time he experienced 386 victories, 10 Mountain West titles and helped the Aztecs to 13 postseason tournaments, including eight NCAA appearances and a pair of Sweet 16 berths (2011, 2014).

- Since his ascension to the top job prior to the 2017-18 season, he has captured two more Mountain West crowns and guided his team to the championship game in the league tournament three times.
- In his inaugural campaign, in 2017-18, he was the only first-year Division I head coach to guide his team to the NCAA Tournament.
- He is the only head coach in program history to win at least 20 games in each of his first three seasons.
- His 73 wins in his first three seasons are a program record for victories in a coach's first three campaigns.
- **His 84 wins to date are the most of any first time head coach who started at his current institution at the start of the 2017-18 season.**

His 2019-20 team was arguably one of the best in program history:

- They opened with a 26-game winning streak, a program record and the longest streak in Division I last year, and were the last unbeaten team in the nation for all or part of 39 days.
- Spent 15 weeks ranked reaching No. 4 in both national polls, and remained there for a program-record five weeks, before finishing at No. 6.
- Went 17-1 in Mountain West action, a MW record for league wins, and opened with 15 straight MW victories, also a MW conference record.
- Finished with a 30-2 mark; the third most wins in program history and its two losses are the fewest for an SDSU team in its DI era (since 1970-71).
- The Aztecs were the only team to end the regular season with just one loss (28-1) and were one of three teams (Gonzaga & Dayton) to end the year with two losses.
- San Diego State's two losses came by a combined six points and 23 of its 30 wins came by 10 points or more.
- Following the 2019-20 season, Dutcher was named the *USA Today* National Coach of the Year, the NABC District 17 & USBWA District IX Coach of the Year, the Mountain West Coach of the Year (by votes of both the media and coaches) and was one of four finalist for the 2020 Werner Ladder Naismith Men's College Coach of the Year Award.

## PLAYER TIDBITS

Senior Forward **Matt Mitchell**

Overall: 14.9 points, 5.1 rebounds, 2.0 assists, 44.5 FG%

**Mountain West Player of the Week (Nov. 30)**

**Preseason All-Mountain West**

**Julius Erving Small Forward of the Year Preseason Watch List**

- **In the Nevada series, he averaged 20 pts & 9 rebs, and went 20-of-21 from the line in the two games.**
- His 1,279 career points are No. 12 on the SDSU all-time scoring list and rank 76th among active players in Division I.
- **With 20 points and 10 rebounds vs. Nevada (1/7), notched the second double double of his college career.**
- Competed in 100th collegiate game of his career in the 2020-21 season opener vs. No. 22/21 UCLA (11/25) where he led the team w/15

## SERIES VS. WYOMING (continued)

J.24.12	13	*Laramie	W	52-42
F.22.12	24	*San Diego (VA)	ot-W	67-58
J.19.13	15	*Laramie	L	45-58
F.19.13		*San Diego (VA)	W	79-51
F.11.14	5	*Laramie	L	62-68
J.14.15	25	*Laramie	W	60-52
F.11.15		*San Diego (VA)	W	67-41
M.14.15		^N-Las Vegas (CH) (d)	L	43-45
D.30.15		*San Diego (VA)	W	67-55
F.24.16		*Laramie	W	73-61
J.31.17		*San Diego (VA)	W	77-68
D.27.17		*Laramie	L	69-82
F.14.18		*San Diego (VA)	W	87-77
J.8.19		*San Diego (VA)	W	84-54
J.8.20	7	*Laramie	W	72-52
J.21.20	4	*San Diego (VA)	W	72-55

d - day game, N - Neutral site, PG - Peterson Gym, SA - Sports Arena, CA - Cox Arena, VA - Viejas Arena, 1R - First Round, QF - Quarterfinal, SF - Semifinal, CH - Championship, \* - Mountain West game. 0:00 - Time remaining when winning shot was made in the final 10 seconds. The number to the left of the location denotes AP national ranking at game time.

## AZTEC COACHING STAFF

### HEAD COACH

#### BRIAN DUTCHER

- ◆ 4th season as head coach (84-30 record)
- ◆ 22nd year at SDSU
- ◆ 1989 NCAA champion
- ◆ 3 NCAA title game appearances
- ◆ 17 NCAA tournament appearances
- ◆ 12-time Mountain West champion
- ◆ 2020 *USA Today* National Coach of the Year
- ◆ 2020 MW Coach of the Year (coaches & media)
- ◆ 2020 NABC District 17 Coach of the Year
- ◆ 2020 USBWA District IX Coach of the Year

### ASSISTANT COACH

#### DAVE VELASQUEZ

- ◆ 19th season at San Diego State, 8th as AC
- ◆ Started as a student manager in 2002-03, then head manager, walk-on, scholarship athlete, director of player development and now AC

### ASSISTANT COACH

#### CHRIS ACKER

- ◆ 2nd season with San Diego State
- ◆ 6th year as a Division I AC
- ◆ Was 92-9 in six years as HC at Citrus College in Los Angeles
- ◆ Won a state title w/ Citrus College in 2008
- ◆ Played professionally in both internationally and domestically

### ASSISTANT COACH

#### JAY MORRIS

- ◆ 3rd season at San Diego State
- ◆ 9th season as a Division I AC
- ◆ Has averaged 19.6 wins per year as an AC

## 2020-21 MW STANDINGS (through 1/25/21)

	Conference			Overall		
	W	L	Pct.	W	L	Pct
Boise State (rv/rv)	9	0	1.000	13	1	.929
Utah State	9	2	.818	12	5	.706
Colorado State	8	2	.800	11	3	.786
<b>San Diego St. (rv/rv)</b>	<b>5</b>	<b>3</b>	<b>.625</b>	<b>11</b>	<b>4</b>	<b>.733</b>
UNLV	3	2	.600	6	6	.500
Nevada	5	5	.500	10	7	.588
Wyoming	4	4	.500	10	5	.667
Fresno State	3	6	.333	5	6	.455
Air Force	2	8	.200	4	10	.286
New Mexico	1	9	.100	5	9	.357
San Jose State	1	9	.100	3	11	.214

## 2020-21 MW PREDICTED ORDER OF FINISH

Place	Team	Points (1st place votes)
1.	<b>San Diego State</b>	<b>211 (14)</b>
2.	Boise State	188 (4)
3.	Utah State	177 (2)
4.	UNLV	160
5.	Colorado State	141
6.	Nevada	114
7.	New Mexico	106
8.	Fresno State	93
9.	Wyoming	59
10.	Air Force	39
11.	San Jose State	32

## 2020-21 MW PRESEASON AWARDS

### Preseason All-Conference Team

#### Matt Mitchell, Sr., F, San Diego State

Derrick Alston Jr., Sr., G, Boise State  
 Isaiah Stevens, So., G, Colorado State  
 Bryce Hamilton, Jr., G, UNLV  
 Neemias Queta, Jr., C, Utah State

### Preseason Player of the Year

Derrick Alston Jr., Sr., G, Boise State

### Preseason Newcomer of the Year

David Jenkins, Jr., G, UNLV

### Preseason Freshman of the Year

Nick Blake, G, UNLV

## SERIES HISTORY VS. MOUNTAIN WEST

### VS. CURRENT MEMBERSHIP

School	All-Time		MWC*		Streak
	W-L	W-L	W-L	W-L	
Air Force	61-24	31-14	31-14	Won 5	
Boise State	15-7	14-7	14-7	Won 4	
Colorado State	46-42	34-15	34-15	Won 1	
Fresno State	64-56	10-8	10-8	Won 2	
Nevada	21-6	16-3	16-3	Won 5	
New Mexico	42-48	25-22	25-22	Won 2	
San Jose State	41-35	11-1	11-1	Won 5	
UNLV	37-37	33-20	33-20	Lost 1	
Utah State	13-8	13-5	13-5	Lost 3	
<b>Wyoming</b>	<b>44-41</b>	<b>26-17</b>	<b>26-17</b>	<b>Won 3</b>	
<b>TOTALS</b>	<b>384-304</b>	<b>213-112</b>	<b>213-112</b>	<b>Won 2</b>	

\* - includes Mountain West Conference tournament games

pts (SDSU is 22-1 when he scores at least 15 pts in a game).

- His 35 points vs. Brigham Young (12/18) are a career-high, the most in the Mountain West against Division I opposition this season, and the most since Malachi Flynn scored 36 at Nevada (2/22/20).
- His 35 points against Brigham Young are the T-20th-most single game total this season against a Division I opponent.
- Is the only Aztec to score in double digits in every game in which he has appeared this season.
- **12 free throws and 15 free throw attempts at Arizona State leads the team and the MW for a single game this season.**
- In the MW is No. 10 in scoring (14.9/g), No. 5 in free throw percentage (.821) and No. 19 in rebounds (5.08/g).
- Nationally, among top-100 rankings is No. 22 - Free Throws (69) and No. 35 - free throw attempts (84).
- **Has scored in double figures in 28 of his last 32 games and in those 28 games is averaging 16.0 points.**
- In his career (112 games) he has reached double figure scoring 70 times & in those games SDSU has a 53-17 record.
- His 112-career games rank No. 62 among active players in Division I.
- Ranks in the top-20 of the San Diego State career record book in 15 statistical categories.
- **Is 9 rebounds & 1 assist from becoming the third player in program history to compile 1,000 points, 500 rebounds, 200 assists and 100 steals. (Trey Kell & Winston Shepard).**

### Senior Guard **Jordan Schakel**

Overall: 13.8 points, 3.8 rebounds, 1.1 assists, 44.4 FG%

#### **Mountain West Player of the Week (Dec. 14)**

- Totaled career-bests w/28 points, including 8 three pointers vs. Colorado State (1/4) and has 15 or more points in seven of 15 games this season and has reached double figure scoring in 10 games this year.
- Recorded a then career-high 25 points in the team's victory at No. 23 Arizona State
- For his career, when he scores in double figures, the Aztecs are 35-5 and in games in which he scores at least 15 points, the team's record is 14-1.
- **His .413 (185-of-448) career three-point shooting percentage ranks No. 31 among active players in Division I, but among those that have made at least 185 threes he ranks No. 8.**
- Ranks No. 1 in the program in career FT percentage (.8592), No. 3 in 3FG percentage (.4129) & No. 5 in three-point FGs (185).
- Has 53 games with multiple threes and SDSU is 43-10 in those contests.
- Nearly 70 percent (.687) of his career hoops (185-of-269) are from the bonus distance & this year 43-of-68 (.632) buckets are treys.
- Has played 2,388 career minutes and committed just 53 turnovers (0.88 turnovers per 40 minutes played) and has a 1.6:1 assist-to-turnover ratio.
- **Has reached double figure scoring in 30 of the last 46 games after reaching that plateau just 10 times in the previous 61 games.**
- At Utah State (1/16) made four two-point buckets and one three pointer. It marked just the eighth time, in 106 career games, that he made three or more two-point buckets more than three-pointers. It was the second time this season (other vs. Pepperdine on Dec. 6).
- Nationally, among the top-100 rankings is No. 23 in three-point FG (43), No. 38 in three-point FG percentage (.426), No. 38 in three-point FG attempts (101) & No. 39 in three-point FG per game (2.87/g).
- In the Mountain West, ranks No. 1 in three-point FG percentage (.426) & three-point FGs (2.87/g), and No. 12 in scoring (13.80/g).
- **His 8 three pointers against Colorado State (1/4) are the most in a game among all Mountain West performers this year.**

### Junior Forward **Nathan Mensah**

Overall: 10.1 points, 7.0 rebounds, 1.7 blocks, 60.6 FG%

- Reached double figure scoring in four straight games (from Jan. 4 through Jan. 14), the longest such streak in his career, averaging 13.8 pts (63.6 percent), 7.5 rebs. & 2.0 blocks
- **Averages 12.3 rebounds per 40 minutes played for his career (381 rebs in 1,238 minutes).**
- Set career-highs with 18 points and 6 blocks vs. Saint Mary's (12/22).
- Established a then career-high with 17 points and a career-best 15 rebounds at No. 23 Arizona State (12/10).
- Defensive stopper on the back line who can erase mistakes by perimeter defenders.
- **Ranks No. 10 on the program's career blocked shots list (87).**
- Has recorded six, three, three and three blocks in 4 of the last 7 games (at No. 23 Arizona State, vs. Brigham Young, vs. Saint Mary's & Colorado State-1/4) and is one of two players in the MW, this year, to have four games of at least three blocks.
- **Is one of six players this season to record at least three blocks, 17 points and 15 rebounds in a game this year (at No. 23 Arizona State).**
- **He became the first Aztec player in at least 25 seasons to produce a game with at least 18 points, 13 rebounds and six blocked shots (vs. Saint Mary's). He is one of just two players to do it in Division I basketball this season (also: Charles Bassey, Western Kentucky).**
- Led the nation in 2019-20 with a .617 field goal percentage among player who appeared in no more than 13 games and were on the court for at least 20 minutes per game.
- In 34 games in his freshman season (2018-19) he had four double digit rebounding games. In his last season in 14 games he had three, including a then career-high 12 boards vs. San Jose State (12-8-19) and twice this season (at Arizona State & vs. Saint Mary's).
- In 13 games this year, he is shooting a team-best .593 (51-of-86) from the floor and has attempted the first three three-pointers of his career.
- Played the first 13 games in 2019-20 before an injury ended his season, but in that time he upped his rebounds and points per game from his freshman to sophomore season from 5.5-to-6.8 and 5.6-to-6.9, respectively. In Mountain West games the improvement was even more stark; rebounds went from 5.8-to-9.5 and points from 6.1-to-9.0.
- **His 1.40 career blocks per game ranks No. 45 among active Division I players.**
- **Had a streak of 11 straight games with at least one block, from Dec. 2, 2020 to Jan. 16, 2021, which equaled his career-best streak from Nov. 13-Dec. 28, 2019.**

### Senior Guard **Terrell Gomez**

Overall: 8.4 points, 1.4 rebounds, 2.7 assists, 39.6 FG%

- **Scored a season-high 19 pts vs. Colorado State (1/2).**
- **Grabbed a season-best 5 rebounds vs. Nevada (1/9).**
- A grad transfer from CSUN with one year of eligibility: first-team All-Big West (2018-19 & 2019-20) and was the 2017-18 Big West Freshman of the Year.
- Nationally, among active career leaders, ranks No. 2 in free throw percentage at .893, No. 2 in three pointers (325), No. 5 in three-point FG attempts (747) and No. 11 in scoring with 1,763 points.
- **Since the start of the 1996-97 season, was only the second player in college basketball to have made at least 300 treys, shot at least .437 from the bonus distance, and done so in less than 100 games (John Jenkins, Vanderbilt).**



- Is one of four players, since the start of the 1996-97 season, to have a FT percentage of at least .893 & to have hit 300 threes in his college career.
- Appeared in the 100th game of his college career vs. Pepperdine (12/6) and has started all but 10 of his 107 games as a collegian.
- Among MW players is ranked No. 9 in three-point FG (2.13/g) & No. 13 in assists (2.73/g).
- One of only four active players to have made 320 three pointers (also 335 - Jhivvan Jackson, UTSA; 323 - Jordan Bohannon, Iowa; 323 - Keaton Wallace, UTSA).
- Has appeared in the scoring column in 109-of-111 career games (98.2 percent).

#### Senior Guard **Trey Pulliam**

Overall: 5.5 points, 3.1 assists, 3.2 rebounds, 36.7 FG%

- Scored the game winner on a runner off the glass as time expired vs. Nevada (1/9). It was the first SDSU buzzer beater in Viejas Arena.
- Has started each of the first 15 games after coming off the bench in all 32 games last season.
- Has an assist-to-turnover ratio of 2.2:1 this season.
- In his last 21 games has a 2.8:1 assist-to-turnover ratio.
- Is averaging 1.9 turnover per 40 minutes played this year (19 turnovers in 399 minutes of action) and has a career average of 1.9 turnovers per 40 minutes (47 turnovers in 960 minutes).
- Assists per 40 minutes played is up to 4.7 this season from 4.3 last year.
- Ranks No. 1 in the MW (No. 53 nationally) in assist-to-turnover ratio (2.47:1) and No. 10 in the MW in assists (3.13/g).
- Ranks No. 2 on the team in minutes (399:53) and No. 3 minutes per game (26.7).

#### Junior Forward **Aguek Arop**

Overall: 5.0 points, 2.5 rebounds, 0.8 assists, 44.6 FG%

- Was the only player on the team to have more offensive than defensive rebounds in 2019-20. In 13 games this year the trend continues; he has 20 offensive and 13 defensive boards.
- Ranks second on the team in offensive rebounds (20) and is eighth on the squad in total boards (33). In the last 34 games has 44 offensive & 37 defensive rebounds.
- Grabbed a career-high 7 rebounds vs. UC Irvine (11/27) and led the team in the category for the first time in his career.
- In his first 31 appearances he averaged 7.2 rebounds per 40 minutes played, in the last 33 his average is up to 7.7.
- Started the first six games of the year after coming off the bench in the first 53 of his career.
- Pound-for-pound the strongest player on the team who can defend from the three to the five.
- 6-7 tall with a 7-1 wingspan.

#### Senior Forward **Joshua Tomaic'**

Overall: 4.2 points, 3.0 rebounds, 0.9 steals, 47.3 FG%

- A grad transfer from Maryland with one year of eligibility.
- In 15 games as an Aztec, is averaging 4.2 pts in 14.6 minutes per game and has 11 assists and 13 steals. In three years at Maryland he averaged 5.7 minutes and 1.3 points per game, totaled eight assists and didn't have a steal.
- Last season at Maryland, Tomaic' scored 18 points in 16 games, so far this year he has 63 points in 15 games.
- Among Aztecs who have 50 shot attempts, his .473 FG percentage ranks No. 2 on the team.
- Logged double-digit minutes in eight straight games, from Dec. 18, 2020-Jan. 16, 2021, the longest streak of his career. Has played double digit minutes in 13-of-15 games this year.
- Per 40 minutes played this season, is averaging 11.5 points, 8.2 rebounds, 2.3 steals & 2.0 assists.
- Has 13 steals in 15 games this year after not recording a steal in 62 games at Maryland.

#### Junior Guard **Adam Seiko**

Overall: 4.7 points, 2.3 rebounds, 1.6 assists, 41.3 3FG%

- Earned the first six starts of his career, from Jan. 2 to Jan. 16, after coming off the bench in his first 68 appearances.
- Set a career-best with 14 points and 5 assists at Air Force (1/22).
- Scored a season-best 12 points vs. Colorado State also recorded career-highs w/ 4 assists, 4 field goals, 4 three-point FG & 6 three-point FG attempts.
- Has a 2.0:1 assist-to-turnover ratio in 2020-21, compared to 1.2:1 in his previous two seasons.
- Has committed one turnover or less in 18 of the last 21 games and 41 of the last 45.
- For the season 84.6 percent (19-of-22) of his FGs are from the bonus distance and for his career 79.1 percent are threes (53-of-67).

#### Sophomore Forward **Keshad Johnson**

Overall: 3.4 points, 3.5 rebounds, 1.0 assists, 42.9 FG%

- His 14 points vs. UC Irvine (11/27) are a career-high and 11 of them came in a 1:53 span early in the second half.
- Versus UC Irvine & St. Katherine (12/6), he was 8-of-14 (.571) from the floor, 3-of-7 (.429) from beyond the arc; last year, in 18 games, he was 12-of-34 (.353) and 4-of-18 (.222) from those to areas, respectively.
- Averaged 11.5 pts, 4.5 rebs, 1.0 assists in games against UC Irvine & St. Katherine.
- 12 offensive rebounds ranks fourth on the team and his average per 40 minutes played is 3.4 in 2020-21.
- In two games (vs. UC Irvine & St. Katherine) averaged 11.5 pts, 4.5 rebs, 1.0 assists.
- Has 7 blocks in 11 appearances in 2020-21 compared to one in 18 games last season.
- Returned to the lineup at Utah State (1/14) after missing three games.

#### Freshman Guard **Lamont Butler**

Overall: 2.9 points, 1.1 rebounds, 0.9 steals, 45.9 FG%

- The only freshman on the squad to appear in every game this season.
- Earned the first two starts of his college career at Air Force on Jan. 22 and Jan. 24.
- At Utah State (1/16) enjoyed his best college game with career-bests of 13 points (6-of-8 FG, 1-of-2 FT), five steals and 25 minutes.
- Butler's 13 pts at Utah State (1/16) are the most by a San Diego State true freshman since Matt Mitchell score 17 points at Air Force on Feb. 21, 2018
- Has averaged 11.0 pts, 4.3 rebs, 3.3 steals & 3.3 assists per 40 minutes played this year.
- Combine his 13 pts & 5 steals at Utah State (1/16) and he is just the fourth San Diego State true freshman to have at least that many

## SDSU CAREER RECORD BOOK

### POINTS

Rk	Name	Years	GP	3FG
1.	Brandon Heath	04-05-06-07	125	2,189
-----				
10.	Steve Copp	73-74-75-76	93	1,307
11.	Billy White	08-09-10-11	134	1,294
12.	Matt Mitchell	18-19-20-21	117	1,279

### THREE-POINT FIELD GOALS (in existence since 1986-87 season)

Rk	Name	Years	GP	3FG
1.	Brandon Heath	04-05-06-07	125	281
-----				
4.	D.J. Gay	08-09-10-11	140	219
5.	Jordan Schakel	18-19-20-21	108	185
6.	John Sharper	03-04-05-06	119	166
7.	Matt Mitchell	18-19-20-21	112	154

### THREE-POINT FG ATTEMPTS (in existence since 1986-87 season)

Rk	Name	Years	GP	3FGA
1.	Brandon Heath	04-05-06-07	125	798
-----				
6.	Jordan Schakel	18-19-20-21	108	448
7.	Jeremy Hensley	16-17-18-19	134	443
8.	Matt Mitchell	18-19-20-21	112	424

### THREE-POINT FIELD GOAL PERCENTAGE (min. 40 career three-point FG)

Rk	Name	Years	3FG/3FGA	3FG%
1.	Tony Ross	87-88-89	270/589	45.84
2.	Al Faux	01-02	106/256	41.41
3.	Jordan Schakel	18-19-20-21	185/448	41.29
-----				
14.	Tony Clark	092-93	52/142	36.62
15.	Matt Mitchell	18-19-20-21	154/424	36.32

### FREE THROWS

Rk	Name	Years	GP	3FGA
1.	Michael Cage	81-82-83-84	112	488
-----				
14.	Al Skalecky	66-67-68	82	309
15.	Matt Mitchell	18-19-20-21	111	307

### FREE THROW PERCENTAGE (min. 40 career free throws)

Rk	Name	Years	FT/FTA	FT%
1.	Jordan Schakel	18-19-20-21	116/135	85.92
2.	Malachi Flynn	20	120/140	85.71
3.	Kim Goetz	78-79	135/158	85.44
-----				
8.	Mohamed Akubar	06-07	186/226	82.30
9.	Matt Mitchell	18-19-20-21	307/381	80.57

### BLOCKS (since 1978-79 season)

Rk.	Player	Years	GP	Blks
1.	Skylar Spencer	13-14-15-16	144	303
-----				
9.	Marelo Correa	97-98-99-00-01	112	100
10.	Nathan Mensah	19-20-21	62	87

### GAMES STARTED (since 1980-81 season)

Rk	Name	Years	GP	GS
1.	Billy White	08-09-10-11	134	124
-----				
12.	Winston Shepard	13-14-15	139	101
13.	Matt Mitchell	18-19-20-21	112	96

### VICTORIES (since 1975-76 season)

Rk	Name	Years	GP	Wins
1.	Skylar Spencer	13-14-15-16	144	109
-----				
10.	three players			85
13.	Matt Mitchell	18-19-20-21	112	83
-----				
13.	two players			80
15.	Jordan Schakel	18-19-20-21	108	78

## SDSU AS A NATIONALLY RANKED TEAM

Date*	AP	Pts.	CO	Rcnd.	Wks.
<b>2010-11 season - 19 weeks   Highest Rank: 4   Final Rank: 6</b>					
Oct. 28, 2010	25	158	--	0-0	PS 1
Nov. 15, 2010	25	162	--	1-0	2
Nov. 22, 2010	18	567	22	4-0	3
Nov. 29, 2010	17	594	19	6-0	4
Dec. 6, 2010	14	759	15	8-0	5
Dec. 13, 2010	11	914	10	10-0	6
Dec. 20, 2010	7	1,134	7	12-0	7
Dec. 27, 2010	7	1,157	7	14-0	8
Jan. 3, 2011	6	1,198	6	15-0	9
Jan. 10, 2011	6	1,249	6	17-0	10
Jan. 17, 2011	6	1,294	6	19-0	11
Jan. 24, 2011	4	1,386	4	20-0	12
Jan. 31, 2011	7	1,218	7	21-1	13
Feb. 7, 2011	6	1,259	6	23-1	14
Feb. 14, 2011	6	1,256	6	25-1	15
Feb. 21, 2011	6	1,327	4	27-1	16
Feb. 28, 2011	9	1,151	9	27-2	17
Mar. 7, 2011	7	1,197	6	29-2	18
Mar. 14, 2011	6	1,322	5	32-2	F 19

### 2011-12 season - 12 weeks | Highest Rank: 13 | Final Rank: 22

Dec. 26, 2011	25	119	--	11-2	1
Jan. 2, 2012	24	196	25	12-2	2
Jan. 9, 2012	22	313	22	13-2	3
Jan. 16, 2012	16	621	16	15-2	4
Jan. 23, 2012	13	832	12	17-2	5
Jan. 30, 2012	17	566	17	18-3	6
Feb. 6, 2012	13	728	14	20-3	7
Feb. 13, 2012	13	688	15	20-4	8
Feb. 20, 2012	24	176	25	20-6	9
Feb. 27, 2012	21	304	23	22-6	10
Mar. 5, 2012	18	441	21	24-6	11
Mar. 12, 2012	22	223	23	26-7	F 12

### 2012-13 season - 12 weeks | Highest Rank: 15

Oct. 26, 2012	20	463	20	0-0	PS 13
Nov. 12, 2012	25	128	23	0-1	14
Nov. 19, 2012	25	98	25	2-1	15
Nov. 26, 2012	23	182	21	4-1	16
Dec. 3, 2012	17	410	15	5-1	17
Dec. 10, 2012	18	491	15	7-1	18
Dec. 17, 2012	18	493	15	8-1	19
Dec. 24, 2012	17	557	16	11-1	20
Dec. 31, 2012	19	437	17	11-2	21
Jan. 7, 2013	16	591	15	12-2	22
Jan. 14, 2013	15	704	14	14-2	23
Jan. 28, 2013	22	302	20	16-4	1

### 2013-14 season - 16 weeks | Highest Rank: 5 | Final Rank: 13

Dec. 2, 2013	24	150	--	5-1	1
Dec. 9, 2013	25	159	24	7-1	2
Dec. 16, 2013	24	176	23	7-1	3
Dec. 23, 2013	20	378	20	9-1	4
Dec. 30, 2013	21	371	19	10-1	5
Jan. 6, 2014	13	823	15	12-1	6
Jan. 13, 2014	10	1,020	11	14-1	7
Jan. 20, 2014	7	1,211	7	16-1	8
Jan. 27, 2014	5	1,337	5	18-1	9
Feb. 3, 2014	5	1,370	5	19-1	10
Feb. 10, 2014	5	1,373	5	21-1	11
Feb. 17, 2014	6	1,232	7	22-2	12
Feb. 24, 2014	13	886	13	23-3	13
Mar. 3, 2014	10	995	10	25-3	14
Mar. 10, 2014	8	1,143	7	27-3	15
Mar. 17, 2014	13	890	11	29-4	F 16

\* - indicates date of poll. PS - preseason ranking. F - final ranking.  
Continued in the column on the next page.

point and steals in a game since the start of the 1996-97 season.

## CALIFORNIA DREAMIN' FOR SDSU...CALIFORNIA NIGHTMARE FOR IN-STATE OPPONENTS

- San Diego State opened the 2020-21 season hosting three Division I in-state foes in UCLA, UC Irvine, and Pepperdine, and on Dec. 22 played Saint Mary's in a neutral site game, defeated each, and is scheduled to play a total of eight regular-season games against California Division I schools.
- Since the start of the Coach Dutcher era (1999-2000), the Aztecs are 111-33 (.771) against 24 of the other 25 current Division I schools in California (SDSU has not played Cal Baptist), and have a winning record against all but three of those 24 opponents.
- In the last 82 home games against the those same 24 opponents, and also starting in 1999-2000, San Diego State is 72-11 (.866).
- In program history against the 24 schools, the Aztecs are 445-323 (.579) overall, and SDSU has a winning record against 19 of those 24 programs.

## AZTEC PRESEASON ACCOLADES

- San Diego State has been picked to increase its conference-record number of Mountain West titles to 13 this year by nearly every media outlet. The Aztecs were picked to win the league by the media who regularly cover the Mountain West, *Lindy's Sports*, *Blue Ribbon Yearbook*, ESPN, Joe Lunardi, Myron Medcalf, John Gasaway and Jeff Borzello and Jon Rothstein.
- Senior forward **Matt Mitchell** has been the player most honored when the preseason predictors talk about San Diego State, he has been named first-team preseason All-Mountain West by the media who regularly cover the league, *Lindy's*, *Blue Ribbon* and John Rothstein. CBS Sports included him in the top-101 players (No. 61) and *Lindy's* ranked him at No. 124 in its top-150. In addition, Mitchell has been included on the preseason watch list for the Julius Erving Small Forward of the Year Award.
- Senior guard **Terrell Gomez** was selected the Newcomer of the Year by *Blue Ribbon* and *Lindy's* predicted he would be a second-team All-MW selection, No. 131 among its top-150 as well as, among newcomers in the league, the most impactful newcomer, the best shooter, No. 1 signing coup and having the best shot at earning all-conference honors.
- Jordan Schakel**, a senior guard, was selected a third-team All-MW performer and the best shooter in the Mountain West Conference by *Lindy's*.
- Freshman guard **Lamont Butler** was named the best playmaker/passers coming into the league by *Lindy's*.
- Assistant Coach **Dave Velasquez** was named one of the top-25 assistant coaches ready to lead their own program by The Athletic.
- Though not ranked in either the preseason AP or Coaches polls, San Diego State is receiving votes in both and is the only Mountain West program who is currently doing so.
- With the exception of Gonzaga, every team in both the AP and Coaches preseason polls are members of Power-5 conferences. So, *The Athletic* published its rankings of non-Power-5 programs and San Diego State was ranked No. 4 on that list.

## AZTECS PREDICTED TO WIN 13TH MOUNTAIN WEST TITLE

- San Diego State has won a Mountain West-record 12 titles in men's basketball (seven regular season & five tournament), four more than its closest competitor, and nearly every preseason prediction has the Aztecs picking up its 13th crown in 2020-21.
- SDSU has been predicted to finish either first or second in the Mountain West media's preseason poll in each of the last seven years. It is also the 12th time in the last 16 years the Mountain West has been in existence that San Diego State has been picked first or second in the preseason poll. The Aztecs have garnered at least one first-place vote in the preseason poll in six of the last seven years.
- In addition to the MW media, *Lindy's*, *Blue Ribbon*, ESPN, ESPN's Joe Lunardi, Myron Medcalf, Jeff Borzello and John Gasaway as well as College Hoops Today's Jon Rothstein have predicted the Aztecs will win the MW.
- Complete Mountain West media preseason predicted order of finish is located in the column on the left side of this page.

## SERIES HISTORY VS. WYOMING

This is the 86th meeting between the schools with San Diego State winning 15 of the last 19 and overall holding a 44-41 advantage in the all-time series.

- In San Diego, the Aztecs are 28-11, including 15-5 in Viejas Arena, including wins in the last 15 on Steve Fisher Court. In Laramie, SDSU is 11-27. San Diego State has won the regular-season series (home-and-home) in five of the last seven seasons in which the teams played at both home locations.
- Last season San Diego State defeated the Cowboys in Laramie, 72-52 on Jan. 8, 2020. It was the second largest margin of victory for SDSU at Wyoming (38 all-time meetings). The Aztecs then defeated Wyoming 72-55 on Jan. 21, 2020 in the return game.
- The series started in 1979 with the programs splitting the first four games. Wyoming then won 15 of the next 21 games from 1981 to 1990. As the series progressed, San Diego State took 11 of the next 18, before a five game winning streak for the Cowboys. Starting in the 2001-02 season, the Aztecs have earned wins in 26 of the last 38 meetings. In the same time frame, from 2001-02 to 2019-20, San Diego State, on its home court is 15-3 against Wyoming.
- Senior forward **Matt Mitchell** has a 4-1 career record and has averaged 11.2 points and 5.8 rebounds and senior guard **Jordan Schakel** is also 4-1 and averaging 9.8 points and 4.0 rebounds against the Falcons.
- All-time series meetings against Air Force can be found in the columns on page four and five.

Player	Record	GP	GS	Min.-Avg.	FG-A	Pct.	3FG-A	Pct.	FT-A	Pct.	OR	DR	TR	RPG	Asst.	TO	Blk.	Stl.	Pts.	PPG
Matt Mitchell	4-1	5	5	122-24.4	16-36	.444	10-17	.588	11-12	.917	1	28	29	5.8	7	10	1	3	56	11.2
Jordan Schakel	4-1	5	5	116-23.2	17-30	.567	12-24	.500	7-9	.778	4	16	20	4.0	5	3	1	3	49	9.8
Nathan Mensah	1-0	1	1	25-25.0	2-4	.500	0-0	.000	0-0	.000	1	5	6	6.0	2	2	1	0	4	4.0
Adam Seiko	3-0	3	0	51-17.0	4-8	.500	3-7	.429	3-4	.750	0	1	1	0.3	5	0	0	0	10	3.3
Keshad Johnson	2-0	2	0	7-3.5	1-1	1.000	1-1	1.000	2-2	1.000	1	1	1	0.7	0	0	0	0	5	2.5
Trey Pulliam	2-0	2	0	45-22.5	0-1	.000	0-0	.000	3-4	.750	0	2	2	1.0	4	0	0	1	3	1.5
Aguek Arop	2-0	2	0	26-13.0	1-2	.500	0-0	.000	0-0	.000	1	3	4	2.0	2	1	0	1	2	1.0
Jared Barnett	1-0	1	0	1-1.0	0-0	.000	0-0	.000	0-0	.000	0	0	0	0.0	0	0	0	0	0	0.0

## LAST TIME VS. WYOMING

San Diego State 75, Wyoming 55

Jan. 21, 2020 | Steve Fisher Court at Viejas Arena | San Diego, Calif. | Attn: 12,414

**SAN DIEGO** - Malachi Flynn scored 18 points and Yanni Wetzell dominated inside with 14 points for No. 4 San Diego State, which used a suffocating defense to beat Wyoming 72-55 Tuesday night and match the best start in school history at 20-0.



The Aztecs (20-0, 9-0 Mountain West), the nation's only unbeaten team, equaled the 20-0 start by the 2010-11 team led by Kawhi Leonard. That team reached the Sweet 16 for the first time in school history before finishing 34-3.

SDSU also matched the longest winning streak in school history, set with that opening run in 2010-11 and matched by the 2013-14 team, which also reached the Sweet 16.

Matt Mitchell scored 15 and Jordan Schakel 11 for SDSU.

Jake Hendricks scored 20 for Wyoming (5-16, 0-9), which lost its seventh straight game.

The Aztecs played tight defense from the start, sparking an offensive outburst that gave them a 20-9 lead. Flynn and Mitchell hit early 3-pointers and Flynn stole the ball for a coast-to-coast slam dunk. Mitchell had a three-point play and a 3-point shot.

Coach Brian Dutcher rested four starters midway through the first half, allowing Wyoming to close to 20-15 after Hendricks scored nine straight points, making two 3-pointers and making three free throws after he was fouled taking a shot from behind the arc.

With all five starters back in after a timeout, SDSU went on an 11-2 run to pull away. Flynn started it with a step-back jumper and Wetzell had three layups, including one after a steal by Flynn. Jordan Schakel added a 3.

SDSU led 32-19 at halftime.

#### OBSERVERS

Dan Gavitt, NCAA vice president of basketball and Mitch Barnhart, Kentucky's athletic director and vice chair of the Division I men's basketball committee, attended the game. They are in Southern California for the NCAA convention, "so we saw this as a great opportunity to come down and see the Aztecs," Gavitt said at halftime. "I've watched them about five times on TV this season, but it's great to get to see them in person.

"Obviously, they have a great defense, but I've been impressed with their offense in the first half tonight. They have great ball handlers who do a good job of getting the ball inside to Wetzell."

SDSU started the day at No. 2 in the NCAA NET Rankings, which replaced RPI as the primary method for NCAA Tournament seeding. ESPN.com projects the Aztecs as the No. 1 seed in the East Region and CBSsports.com has them as No. 1 in the Midwest.

#### POLL IMPLICATIONS

SDSU moved up three spots to No. 4 in The Associated Press Top 25 on Monday, matching the highest position in school history. The Aztecs were No. 4 briefly in 2011 before their 20-game winning streak ended with a loss at BYU, and they dropped to No. 7.

#### BIG PICTURE

Wyoming: The Cowboys are last in the MWC. They were swept by SDSU in the season series. SDSU beat them 72-52 in Laramie on Jan. 8.

San Diego State: The Aztecs remain without center Nathan Mensah, who missed his seventh straight game with a respiratory ailment.

#### LAST TIME OUT

**San Diego State 91, Air Force 59**

**Jan. 24, 2021 | Clune Arena | Colorado Springs, Colo. | Attn: 0**

**COLORADO SPRINGS, Colo.** - Jordan Schakel scored 24 points and Terrell Gomez scored 15 and San Diego State beat Air Force 91-59 on Sunday night.

Aguak Arop made two foul shots with 15:50 left before halftime, the Aztecs (11-4, 5-3 Mountain West Conference) took a 5-4 lead and they never trailed again. The points started a 17-5 from which Air Force (4-10, 2-8) never recovered.

San Diego now has won back-to-back contests and five of its last seven. The Falcons have dropped three straight and are 1-7 in their last eight.

Nikc Jackson scored 17 points and Chris Joyce 13 for Air Force.

#### SCHAKEL NAMED MOUNTAIN WEST PLAYER OF THE WEEK

San Diego State men's basketball player Jordan Schakel has been named the Mountain West Conference's Player of the Week for the week ending on Dec. 13.

Schakel scored 25 points, grabbed six rebounds and had two steals in the Aztecs' lone game of the week, an 80-68 victory over No. 23/23 Arizona State at Desert Financial Arena in Tempe, Ariz. With the victory San Diego State improves its record to 5-0 this year and 35-2 since the start of the 2019-20 season.

The Torrance, Calif., native was 9-of-15 from the floor (.600), including 5-of-9 from beyond the three-point line (.556) and knocked down both his free throw attempts.

His 25 points were a game and career-high for the 6-6 guard, and his five threes equaled his career best.

Schakel drew an offensive foul on preseason All-American guard Remy Martin in then games second possession, and then started his offensive barrage.

In just over two minutes, from 18:08-to-15:57 in the first half, he grabbed an offensive rebound and turned it into his first three pointer and then did it again 30 seconds later for his second trey. He had a steal and knocked down a pair of free throws to stake the Aztecs to an early 12-2 lead. Arizona State battled back to take a 32-31 lead, but with 1:22 to go before halftime, Schakel grabbed a defensive board, went coast-to-coast, and scored on a layup to put the Aztecs back in front, a lead which it took into the intermission.

Coming out of the locker room, the teams played a back and forth game for the first five minutes of the second half. At the 15 minute mark, the Sun Devils led 43-42, but then Schakel erupted.

In the next 3:40 he knocked down three treys and a jumper in the paint to help turn a one-point deficit into a 12-point lead, 57-45 with 11:20 to go. From the there, Arizona State was never able to cut the Aztecs lead to single digits. Schakel scored two more buckets down the stretch, including the team final two points, in the 12 point victory.

This is the first Mountain West weekly award of Schakel's career and the second for an Aztec, in the three weeks of the season.

#### AZTECS DEBUT AT NO. 24 IN AP POLL

Running its record to 4-0 after victories over No. 22 UCLA and UC Irvine, picked to win the Pac-12 and Big West Conferences in preseason polls, respectively, and a thrilling come from behind win against Pepperdine, San Diego State men's basketball made its 2020-21 debut in the Associated Press Top 25 Poll, coming in at No. 24. The Aztecs garnered 123 points and is the only Mountain West team in this week's poll.

Monday's initial appearances in AP poll, on Dec. 7, is two days earlier than last year's team, which went on to reach No. 4 for a program-record five weeks before finishing the season at No. 6. In addition, this appearance, after the second week of competition, is the earliest week San Diego State has appeared in the poll in a year in which it was not ranked in the preseason. In 2013-14, SDSU made its debut in the poll in the fourth week of competition (No. 24 on Dec. 2, 2013) and last year's team was initially ranked in the sixth week (No. 25 on Dec. 9, 2019).

San Diego State spent 15 weeks in the AP poll last year, the third most in a season for the program, trailing only the 2010-11 team, which was ranked for 19 weeks, and the 2013-14 team, which appeared in the poll for 16 weeks.

#### SDSU AS A NATIONALLY RANKED TEAM (continued)

##### 2014-15 season - 7 weeks | Highest Rank: 13

Oct. 31, 2014	16	560	17	0-0	PS	17
Nov. 17, 2014	16	564	16	1-0		18
Nov. 24, 2014	15	736	15	3-0		19
Dec. 1, 2014	13	784	14	5-1		20
Dec. 8, 2014	18	390	16	6-2		21
Dec. 15, 2014	19	424	17	7-2		22
Feb. 23, 2015	24	117	22	22-6		1

##### 2019-20 season - 15 weeks | Highest Rank: 4 | Final Rank: 6

Dec. 9, 2019	25	197	24	10-0		1
Dec. 16, 2019	20	431	20	10-0		2
Dec. 23, 2019	15	763	14	12-0		3
Dec. 30, 2019	13	780	12	13-0		4
Jan. 6, 2020	7	1,130	7	15-0		5
Jan. 13, 2020	7	1,266	6	17-0		6
Jan. 20, 2020	4	1,422	4	19-0		7
Jan. 27, 2020	4	1,408	4	21-0		8
Feb. 3, 2020	4	1,447	4	23-0		9
Feb. 10, 2020	4	1,422	4	24-0		10
Feb. 17, 2020	4	1,404	4	26-0		11
Feb. 24, 2020	5	1,287	5	26-1		12
March 2, 2020	5	1,375	5	28-1		13
March 9, 2020	6	1,261	6	30-2		14
March 18, 2020	6	1,279	6	30-2	F	15

##### 2020-21 season - 3 weeks | Highest Rank: 18

Dec. 7, 2020	24	123	--	4-0		1
Dec. 14, 2020	18	455	20	5-0		2
Dec. 28, 2020	--	--	23	6-1		1

#### MATT MITCHELL...DID YOU KNOW?

With 22 points against New Mexico on Feb. 11, 2020, senior **Matt Mitchell** became the 34th player in Aztec men's basketball to reach the 1,000-point career plateau.

#### BUT...DID YOU KNOW?

Mitchell enters the 2020-21 season on the precipice of even more rarefied Aztec territory. He is on the verge of becoming just the third player in the 99-year history of the program to amass 1,000 points, 500 rebounds, 200 assists and 100 steals in his Aztec career.

Having already surpassed 1,000 points last season and 100 career steals at Arizona State (12/10/20), Mitchell needs 9 rebounds and 1 assist to reach each of the target numbers.

When he does, he will join Trey Kell (2015-18) and Winston Shepard (2013-16) as the only Aztecs to ever post those numbers wearing an SDSU uniform.

#### ELITE LEADERS

In his first three-plus seasons, head coach Brian Dutcher has led the Aztecs to 84 wins, the most by any SDSU coach in the now 100th season of basketball on The Mesa.

Since the start of the 2017-18 season only two first-time head coaches who were hired that year, have amassed at least 83 victories (through games of Jan. 25):

1. **Brian Dutcher, San Diego State (84)**
2. **Bob Richey, Furman (83)**

## AZTECS IN THE TOP-100 NATIONALLY IN 2020-21

### TEAM RANKINGS

Scoring Defense (No. 11).....	60.6/g
Three-Point Field Goals (No. 27).....	140
Three-Point Field Goal Percentage (No. 29).....	385
Steals (No. 29).....	122
Three-Point Field Goals per Game (No. 37).....	9.3
Turnover Margin (No. 38).....	+3.3
Scoring Margin (No. 40).....	+11.8
Three-Point Field Goal Attempts (No. 49).....	364
Steals per Game (No. 52).....	8.1
W/L Percentage (No. 54).....	.733
Turnovers Forced (No. 56).....	15.87/g
Field Goal Percentage Defense (No. 67).....	.406
Assists (No. 71).....	217
Assist-to-Turnover Ratio (No. 88).....	1.15:1
Turnovers per Game (No. 90).....	12.5
Free Throw Attempts (No. 94).....	282
Free Throws Made (No. 94).....	198

### PLAYER RANKINGS

#### Nathan Mensah (Forward)

Blocked Shots (No. 34).....	26
Blocked Shots per Game (No. 55).....	1.73
Rebounds (No. 86).....	105

#### Matt Mitchell (Forward)

Free Throws (No. 22).....	69
Free Throw Attempts (No. 35).....	84

#### Trey Pulliam (Guard)

Assist-to-Turnover Ratio (No. 53).....	2.47:1
--	--------

#### Jordan Schakel (Guard)

Three-Point Field Goals (No. 23).....	43
Three-Point Field Goal Percentage (No. 38).....	.426
Three-Point Field Goal Attempts (No. 38).....	101
Three Point Field Goals per Game (No. 39).....	2.87

### AP APPEARANCES (since 2010-11)

California schools ranked by total number of appearances.

Rk.	Team	No.
1.	San Diego State	83
2.	UCLA	45
3.	Saint Mary's	39
4.	USC	12
5.	California	11

### MOUNTAIN WEST PLAYER OF THE WEEK

Nov. 30.....	Matt Mitchell, Sr., F, San Diego State
Dec. 7.....	Kenny Foster, So., G, Wyoming
Dec. 14.....	Jordan Schakel, Sr., G, San Diego State
Dec. 21.....	Desmond Cambridge, Jr., G, Nevada
Dec. 28.....	Derrick Alston Jr., Sr., G, Boise State
Jan. 5.....	David Roddy, So., F, Colorado State
Jan. 11.....	Isaiah Stevens, So. G, Colorado State
Jan. 18.....	Neemias Queta, Jr., F, Utah State
Jan. 25.....	Marcus Williams, Fr, G, Wyoming

### 30-WIN SEASONS IN CALIFORNIA (since 2010-11)

California schools that have compiled 30 win seasons since the start of the 2010-11 campaign.

#### San Diego State (3)

34-3 (2010-11)  
31-5 (2013-14)  
30-2 (2019-20)

Saint Mary's (1)  
30-6 (2017-18)

UCLA (1)  
31-5 (2016-17)

San Diego State appears in the poll for the 82nd time since the start of the 2010-11 season, easily outdistancing all other California schools in weeks being ranked in that time frame. UCLA has appeared in the poll for 45 weeks, Saint Mary's 39 weeks, USC 12, and California 11, since the start of the 2010-11 season.

### MITCHELL NAMED MOUNTAIN WEST PLAYER OF THE WEEK

Senior forward Matt Mitchell was named the Mountain West Conference's Player of the Week for the week ending on Nov. 29. In sweeping both games last week, 73-58 over No. 22 UCLA and 77-58 versus UC Irvine, Mitchell averaged 13.0 points, 3.0 rebounds, 2.0 assists and 2.0 steals to help improve the Aztecs record to 2-0 this year and 32-2 in its last 34 games.

Against UCLA, he was one of the team leaders with 15 points. He knocked down three triples, and added two rebounds, two assists and two steals. It was the 44th time in his career he made multiple three pointers in a game, and the 15th time since the start of last season (33 games at the time). The game was the 100th of Mitchell's Aztec career, and he became the 33rd player in program history to reach the milestone.

Versus UC Irvine, the Riverside, Calif., native, finished with 11 points, four rebounds, two assists and two steals. He scored six points in the first half, with four coming in the final two minutes of the period as the Aztecs pried open a nine-point advantage at halftime en route to a 77-58 victory.

For the week, Mitchell shot .391 from the floor (9-of-23), .364 from distance (4-of-11) and knocked down 4-of-5 from the line. After two games, he leads the Aztecs in scoring, steals (4), is second in assists (4) and fourth in rebounds (6).

This is the first Mountain West weekly award of the season, the first for an Aztec this season, and the first of Mitchell's career.

### FLYNN TAKEN BY RAPTORS AT NO. 29 IN NBA DRAFT

- Former San Diego State guard Malachi Flynn, was selected by the Toronto Raptors in the first round (29th selection) of the 2020 NBA Draft.
- Flynn is the second Aztec selected in the first round (Kawhi Leonard, San Antonio Spurs, 2011) since Head Coach Brian Dutcher came to San Diego State prior to the 1999-2000 season, and he is the third Aztecs overall to be selected in the first round (Michael Cage, Los Angeles Clippers, 1984).
- During his single season on The Mesa, Flynn led SDSU in points (564), points per game (17.6), field goals (184), field goal attempts (417), three-point field goals (76), three-point field goal attempts (204), free throws (120), free throw attempts (140), assists (163), assists per game (5.1) and steals (56), steals per game (1.8), assist-to-turnover ratio (2.86:1), minutes (1,072) and minutes per game (33.5). In addition, he was third on the team in rebounds (143) and rebounds per game (4.5).
- Following the 2019-20 campaign, Flynn became the most decorated Aztec in a single season. He was named a consensus second-team All-American after being recognized by The Associated Press, National Association of Basketball Coaches (NABC), United States Basketball Writers of America (USBWA) and The Sporting News. With that honor, he joined SDSU Hall of Famers Michael Cage and Kawhi Leonard as the third consensus All-American in program history. In addition, he garnered second-team All-American honors from CBS Sports, NBC Sports and The Athletic and first-team distinction from Sports Illustrated and STADIUM. He was the Most Valuable Player of both the Continental Tires Las Vegas Invitational and Basketball Hall of Fame Classic, an NABC first-team All-District 17 and USBWA All-District IX performer.
- Flynn was second Aztec to be named to the John R. Wooden Award All-American Team as well as a finalist for the Bob Cousy Point Guard of the Year, Naismith National Player of the Year, and Lute Olson National Player of the Year Awards. He was first-team All-Mountain West in both the coaches and media polls. He earned the Mountain West Defensive Player of the Year, inclusion on the Mountain West All-Defensive Team in the coaches poll, and inclusion on the Mountain West All-Tournament Team. In the media poll he was Mountain West Newcomer of the Year in addition to twice garnering Mountain West Player of the Week honors and he capped his junior year being named the Mountain West Male Athlete of the Year.

### MORE ABOUT THE 2019-20 CHAMPIONS

- San Diego State won the 2019-20 Mountain West Conference regular-season title by a record five games (the previous record was three games). The Aztecs five-game margin was the largest by any team in any conference last season.
- San Diego State clinched the outright regular-season title on Feb. 11, 2020. The Aztecs were the first team in the nation to clinch its regular-season title last season and became the first team in the nation to clinch its outright regular-season title with four games remaining since Steph Curry's Davidson team in 2007-08.
- San Diego State became the fourth team this century to clinch a regular season outright championship with four games to play.

Team	Year	Conference	Gms. Remaining when Clinched	Final Record	NCAA Result
San Diego State	2019-20	Mountain West	4	30-2	N/A
Davidson	2007-08	Southern	4	29-7	Elite Eight
Stanford	2003-04	Pac-10	4	30-2	Second Round
Cincinnati	1999-00	Conference USA	4	29-4	Second Round

San Diego State finished league play with the best Mountain West Conference record in league history.

Rk. Team	Season	MW Record	Pct.	Top Scorers
1. San Diego State	2019-20	17-1	.944	Malachi Flynn (17.6), Matt Mitchell (12.2), Yanni Weitzell (11.5)
2. Utah	2004-05	13-1	.929	Andrew Bogut (20.4), Marc Jackson (10.7)
3. San Diego State	2015-16	16-2	.889	Trey Kell (12.6), Jeremy Hemsley (12.0), W. Shepard (11.3)
San Diego State	2013-14	16-2	.889	Xavier Thames (17.6), Winston Shepard (11.6)

- San Diego State's 15-0 conference record was the best start for a Mountain West team in the history of the league.

## 2020-21 SAN DIEGO STATE ALPHABETICAL ROSTER

### Most Recent Division I Season

No.	Name	Pos.	Ht.	Wt.	Yr.	Exp.	PPG	RPG	APG	Hometown (High School/Previous School)
14	Cade Alger	F	6-9	190	RFr.	TR	--	--	--	Ripon, Calif. (Ripon Christian High/Seattle U)
33	Aguek Arop	F	6-6	220	Jr.	2L	3.0	2.2	0.3	Omaha, Neb. (Omaha South High)
21	Jared Barnett	G	6-1	145	So.	1L	0.3	0.0	0.2	Los Angeles, Calif. (Westchester High)
42	Triston Broughton	G	6-4	190	Fr.	HS	--	--	--	Ladera Ranch, Calif. (Tesoro High)
24	Tyler Broughton	G	6-4	190	Fr.	HS	--	--	--	Ladera Ranch, Calif. (Tesoro High)
5	Lamont Butler	G	6-2	200	Fr.	HS	--	--	--	Moreno Valley, Calif. (Riverside Poly High)
10	Keith Dinwiddie Jr.	G	6-0	185	Fr.	HS	--	--	--	Los Angeles, Calif. (Fairfax Senior High)
12	Che Evans	F	6-5	210	Fr.	HS	--	--	--	Philadelphia, Pa. (Neumann-Goretti High)
3	Terrell Gomez <sup>^</sup>	G	5-8	165	Sr.	TR	19.8	2.3	2.3	Los Angeles, Calif. (Middlebrooks Academy/CSUN)
0	Keshad Johnson	F	6-7	210	So.	1L	1.9	1.7	0.2	Oakland, Calif. (San Leandro High)
31	Nathan Mensah	F	6-10	230	Jr.	2L	6.4	6.4	0.3	Labadi, Accra, Ghana (Findlay Prep (Nev.))
11	Matt Mitchell	F	6-6	235	Sr.	3L	12.2	4.8	1.7	Riverside, Calif. (Roosevelt High)
32	Derek Morhar	G	6-5	165	Fr.	HS	--	--	--	Calabasas, Calif. (Calabasas High)
4	Trey Pulliam	G	6-3	180	Sr.	1L	3.3	1.9	1.9	Bryan, Texas (Consolidated High/Navarro College)
20	Jordan Schakel	G	6-6	200	Sr.	3L	10.0	3.4	0.6	Torrance, Calif. (Bishop Montgomery High)
2	Adam Seiko	G	6-3	210	Jr.	2L	2.9	1.0	0.6	Boston, Mass. (Sierra Canyon High (Calif.))
23	Joshua Tomiać	F	6-9	230	Sr.	TR	1.1	0.5	0.0	Lanzarote, Spain (Canarias Academy/University of Maryland)

<sup>^</sup> - Stats from the final full season of competition at previous Division I institution

## 2020-21 SAN DIEGO STATE NUMERICAL ROSTER

### Most Recent Division I Season

No.	Name	Pos.	Ht.	Wt.	Yr.	Exp.	PPG	RPG	APG	Hometown (High School/Previous School)
0	Keshad Johnson	F	6-7	210	So.	1L	1.9	1.7	0.2	Oakland, Calif. (San Leandro HS)
2	Adam Seiko	G	6-3	210	Jr.	2L	2.9	1.0	0.6	Boston, Mass. (Sierra Canyon High (Calif.))
3	Terrell Gomez <sup>^</sup>	G	5-8	165	Sr.	TR	19.8	2.3	2.3	Los Angeles, Calif. (Middlebrooks Academy/CSUN)
4	Trey Pulliam	G	6-3	180	Sr.	1L	3.3	1.9	1.9	Byron, Texas (Consolidated High/Navarro College)
5	Lamont Butler	G	6-2	200	Fr.	HS	--	--	--	Moreno Valley, Calif. (Riverside Poly High)
10	Keith Dinwiddie Jr.	G	6-0	185	Fr.	HS	--	--	--	Los Angeles, Calif. (Fairfax Senior High)
11	Matt Mitchell	F	6-6	235	Sr.	3L	12.2	4.8	1.7	Riverside, Calif. (Roosevelt High)
12	Che Evans	F	6-5	210	Fr.	HS	--	--	--	Philadelphia, Pa. (Neumann-Goretti High)
14	Cade Alger	F	6-9	190	RFr.	TR	--	--	--	Ripon, Calif. (Ripon Christian High/Seattle U)
20	Jordan Schakel	G	6-6	200	Sr.	3L	10.0	3.4	0.6	Torrance, Calif. (Bishop Montgomery High)
21	Jared Barnett	G	6-1	145	So.	1L	0.3	0.0	0.2	Los Angeles, Calif. (Westchester High)
23	Joshua Tomiać	F	6-9	230	Sr.	TR	1.1	0.5	0.0	Lanzarote, Canary Islands, Spain (Canarias Academy/Maryland)
24	Tyler Broughton	G	6-4	190	Fr.	HS	--	--	--	Ladera Ranch, Calif. (Tesoro High)
31	Nathan Mensah	F	6-10	230	Jr.	2L	6.4	6.4	0.3	Labadi, Accra, Ghana (Findlay Prep (Nev.))
32	Derek Morhar	G	6-5	165	Fr.	HS	--	--	--	Calabasas, Calif. (Calabasas High)
33	Aguek Arop	F	6-6	220	Jr.	2L	3.0	2.2	0.3	Omaha, Neb. (Omaha South High)
42	Triston Broughton	G	6-4	190	Fr.	HS	--	--	--	Ladera Ranch, Calif. (Tesoro High)

<sup>^</sup> - Stats from the final full season of competition at previous Division I institution

### Head Coach:

Brian Dutcher (Minnesota, 1982), Fourth Season (22nd Season Overall at SDSU)

### Assistant Coaches:

David Velasquez (San Diego State, 2007), Eighth Season (19th Season Overall at SDSU)

Chris Acker (Chaminade, 2004), Second Season (Second Season Overall at SDSU)

Jay Morris (Cal State Dominguez Hills, 2010), Third Season (Third Season Overall at SDSU)

### Assistant to the Head Coach:

Mark Fisher (Michigan, 2001), Eighth Season (19th Season Overall at SDSU)

### Assistant A.D. - Director of Operations:

Matt Soria (San Diego State, 2002), 14th Season (21st Season Overall at SDSU)

### Director of Player Development:

JD Pollock (Kennesaw State, 2009), Fourth Season (Fourth Season Overall at SDSU)

## PRONUNCIATIONS

Cade Alger  
AL-jer (like Alger Hiss)

Keith Dinwiddie  
DIN-wid-ee

Keshad Johnson  
KEY-shawd

Trey Pulliam  
tray pull-EE-um

Joshua Tomiać  
toe-MY-itch

Aguek Arop  
uh-GWUK uh-ROPE

Che Evans  
shay

Nathan Mensah  
MEN-suh

Jordan Schakel  
SHACK-ull

Triston & Tyler Broughton  
BROUGHT-in

Terrell Gomez  
TUH-rel

Derek Morhar  
MORE-har

Adam Seiko  
SAY-ko



# SDSU BROADCAST ROSTER

San Diego State vs. Wyoming | Steve Fisher Court at Viejas Arena | San Diego, Calif. | Jan. 28, 2021



**# 0**

**Keshad Johnson**

Forward  
6-7, 210, Sophomore - 1L  
Oakland, Calif.  
San Leandro High

PPG: 3.4 RPG: 3.5 APG: 1.0  
FG%: 42.9 3FG%: 30.0 FT%: 45.5




**# 2**

**Adam Seiko**

Guard  
6-3, 210, Junior - 2L  
Boston, Mass.  
Sierra Canyon High (Calif.)

PPG: 4.7 RPG: 2.3 APG: 1.6  
FG%: 40.0 3FG%: 41.3 FT%: 61.5



**# 3**

**Terrell Gomez**

Guard  
5-8, 165, Senior - TR  
Los Angeles, Calif.  
Middlebrooks Academy/CSUN

PPG: 8.4 RPG: 1.4 APG: 2.7  
FG%: 39.6 3FG%: 42.7 FT%: 100



**# 4**

**Trey Pulliam**

Guard  
6-3, 180, Senior - 1L  
Bryan, Texas  
Consolidated High/Navarro College

PPG: 5.5 RPG: 3.2 APG: 3.1  
FG%: 36.7 3FG%: 25.0 FT%: 64.7



**# 5**

**Lamont Butler**

Guard  
6-2, 200, Freshman - HS  
Moreno Valley, Calif.  
Riverside Poly High

PPG: 2.9 RPG: 1.1 APG: 0.9  
FG%: 45.9 3FG%: 30.0 FT%: 87.5



**# 10**

**Keith Dinwiddie Jr.**

Guard  
6-0, 185, Freshman - HS  
Los Angeles, Calif.  
Fairfax Senior High

PPG: 6.6 RPG: 0.4 APG: 0.6  
FG%: 48.0 3FG%: 50.0 FT%: 00.0



**# 11**

**Matt Mitchell**

Forward  
6-6, 235, Senior - 3L  
Riverside, Calif.  
Roosevelt High

PPG: 14.9 RPG: 5.1 APG: 2.0  
FG%: 44.5 3FG%: 40.4 FT%: 82.1




**# 12**

**Che Evans**

Forward  
6-5, 210, Freshman - HS  
Philadelphia, Pa.  
Neumann-Goretti High

PPG: 1.0 RPG: 0.6 APG: 0.2  
FG%: 33.3 3FG%: 33.3 FT%: 00.0



**# 14**

**Cade Alger**

Forward  
6-9, 190, Redshirt Freshman - TR  
Ripon, Calif.  
Ripon Christian High/Seattle U

PPG: 1.8 RPG: 0.5 APG: 0.0  
FG%: 75.0 3FG%: 00.0 FT%: 33.3



**# 20**

**Jordan Schakel**

Forward  
6-6, 200, Senior - 3L  
Torrance, Calif.  
Bishop Montgomery High

PPG: 13.8 RPG: 3.8 APG: 1.1  
FG%: 44.4 3FG%: 42.6 FT%: 90.3



**# 21**

**Jared Barnett**

Guard  
6-1, 145, Sophomore - SQ  
Los Angeles, Calif.  
Westchester High

PPG: 0.0 RPG: 0.3 APG: 0.5  
FG%: 00.0 3FG%: 00.0 FT%: 00.0



**# 23**

**Joshua Tomaic**

Forward  
6-9, 230, Senior - TR  
Lanzarote, Canary Islands, Spain  
Canarias Academy/Maryland

PPG: 4.2 RPG: 3.0 APG: 0.7  
FG%: 47.3 3FG%: 20.0 FT%: 61.5




**# 24**

**Tyler Broughton**

Guard  
6-4, 190, Freshman - HS  
Ladera Ranch, Calif.  
Tesoro High

PPG: 0.0 RPG: 0.0 APG: 0.0  
FG%: 00.0 3FG%: 00.0 FT%: 00.0



**# 31**

**Nathan Mensah**

Forward  
6-10, 230, Junior - 2L  
Labadi, Accra, Ghana  
Findley Prep (Nev.)

PPG: 10.1 RPG: 7.0 APG: 0.7  
FG%: 60.6 3FG%: 00.0 FT%: 60.7



**# 32**

**Derek Morhar**

Guard  
6-5, 165, Freshman - HS  
Calabasas, Calif.  
Calabasas High

PPG: 0.0 RPG: 0.0 APG: 0.0  
FG%: 00.0 3FG%: 00.0 FT%: 00.0



**# 33**

**Aguek Arop**

Forward  
6-6, 220, Junior - 2L  
Omaha, Neb.  
Omaha South High

PPG: 5.0 RPG: 2.5 APG: 0.8  
FG%: 44.6 3FG%: 16.7 FT%: 54.



**# 42**

**Triston Broughton**

Guard  
6-4, 190, Freshman - HS  
Ladera Ranch, Calif.  
Tesoro High

PPG: 0.0 RPG: 0.0 APG: 0.0  
FG%: 00.0 3FG%: 00.0 FT%: 00.0



Head Coach

**Brian Dutcher**

4th season (84-30, 45-17 MW)  
2019-20 Honors  
USA Today National Coach of the Year  
NABC Division I District 17 Coach of the Year  
USBWA District IX Coach of the Year  
MW Coach of the Year (coaches & media)  
Naismith Coach of the Year Finalist



# BRIAN DUTCHER

Head Coach

Fourth Season • 22nd Season Overall at SDSU • Minnesota, 1982

Brian Dutcher enters his fourth season as San Diego State head coach after three years in which he led the Aztecs to three Mountain West title games, its conference-record 11th and 12th Mountain West crowns and back to the NCAA tournament for the first time since 2015. He is the only coach in the 99-year history of San Diego State men's basketball to win at least 20 games in each of his first three seasons at the helm of the program, and over the summer signed a contract extension which will keep him on The Mesa through the 2025-26 season.

In 2019-20 his squad ripped off a program-record 26 straight wins to open the season and peaked, for eight weeks, at a No. 4 ranking in both the Associated Press and USA Today Coaches top-25 polls, before finishing the regular season at No. 6. The Aztecs went 30-2 on the year, including 17-1 in Mountain West play and Dutcher earned *USA Today* National Coach of the Year, Mountain West Coach of the Year (in both the coaches and media polls), National Association of Basketball Coaches (NABC) Division I District 17 Coach of the Year and United States Basketball Writers Association (USBWA) District IX Coach of the Year. In addition, he was one of five finalists for the 2020 Werner Ladder Naismith Men's College Coach of the Year Award.

In program history, his team's 30 wins in 2019-20 are the third most in a season and its two defeats are the fewest. SDSU's 17 wins in conference play are the most in program history, and its one loss is the fewest in the Aztecs' Division I era and equals the fewest since 1926-27, when it moved from junior college competition to the National Association of Intercollegiate Athletics (NAIA). San Diego State opened the 2019-20 league slate with a 15-game winning streak which set a new Mountain West record.

Led by junior guard and consensus All-American Malachi Flynn, the team won the Continental Tires Las Vegas Invitational with a blow out victory over Creighton and a 16-point comeback win against Iowa in the championship game. A month later, the Aztecs handed Utah a 28-point drubbing in the Basketball Hall of Fame Classic three days after the Utes defeated then No. 6 Kentucky.

In addition to Flynn, forwards Matt Mitchell and Yanni Wetzell and guard KJ Feagin, were recognized by the MW in its postseason awards as well as numerous national outlets.

With the expected return for the postseason of forward Nathan Mensah, who had been sidelined for the final 19 games of the year, San Diego State was poised for a deep run in the NCAA Tournament. The Aztecs were projected to be either a No. 1 or No. 2 seed and some felt were a Final Four team, but the coronavirus pandemic put an end to the postseason and fans were left to wonder what could have been.

In 2017-18, his inaugural season as Aztecs head coach, Dutcher was the only Division I head coach to guide his team to the NCAA Tournament after going 22-10 in the regular season, including winning the 2018 Mountain West Tournament championship.

Dutcher, who took the helm of the program following Steve Fisher's retirement announcement on April 11, 2017, was on The Mesa for all 18 of Fisher's seasons. He held the title of associate head coach/head coach in waiting for the six years prior to his ascension to the top job and is the 15th head coach in the program's history.

Over the course of his 21 years at San Diego State, Dutcher has helped the Aztecs reach the postseason 14 times, including nine trips to the NCAA tournament, win a conference-best 12 Mountain West titles and record 15 seasons of at least 20 victories.

Since 2008-09, Dutcher and SDSU twice advanced to the NCAA Sweet 16 (2011, 2014) and NIT semifinal round (2009, 2016), won at least 25 games eight times and captured nine MW championships (six regular season, three tournament).

Dutcher arrived at San Diego State shortly after Fisher was hired on March 26, 1999. In his first year in "America's Finest City," the Aztecs won only five games, but improved upon their win total from the season before. After that, San Diego State posted a 14-14 record in 2000-01, before winning the 2002 MW Championship, earning an NCAA tournament bid, and finishing with a 21-12 record. The 2002-03 campaign saw SDSU receive an NIT invitation, which culminated in the program's first Division I postseason victory.

After helping attract the program's first McDonald's All-American to the 2002-03 squad, Dutcher assisted in securing the signatures of future starters and all-league performers Brandon Heath and Marcus Slaughter. The duo started their first two seasons on The Mesa, leading to the 2005-06 campaign that produced the school's first MW regular-season and tournament title sweep.

The Aztecs advanced to the NCAA tournament and ultimately won a then-school-record 24 games. That appearance led to a string of 10 consecutive postseason berths.

From the 2006-07 campaign through 2008-09, San Diego State registered 20 or more wins and went to three straight NITs. In 2009, the Aztecs advanced to the NIT semifinals and broke the previous school record with 26 victories. That run to the 2009 NIT semifinals was a springboard to the most successful run in SDSU basketball history. Led by future NBA first-round draft pick and two-time NBA champion Kawhi Leonard, the 2009-10 Aztecs won the MW Championship, advanced to the NCAA tournament and fell four points shy of moving on to the second round before finishing with a 25-9 record.

The NCAA experience from the 2009-10 squad proved fruitful in 2010-11, when it returned all five starters, including Leonard, and freshman Jamaal Franklin, who would turn out to be a future MW Player of the Year and NBA draft selection. With Dutcher on staff, SDSU won its first 20 games of the year, shared the MW regular-season title, and captured the MW tournament crown. The Aztecs moved on to the NCAA tournament as a No. 2 seed and won the program's first Division I NCAA tournament game. San Diego State, which was ranked as high as No. 4 and received first-place votes at one point in the season, advanced to the Sweet 16 and fell to the eventual national champion, finishing with a school-record 34 wins, a mark that still stands today. The Aztecs' also found themselves in the final top-25 polls, ranking sixth in the AP and 11th in the USA Today Coaches Poll. Five months after SDSU's record-setting 2010-11 campaign, the University elevated Dutcher to associate head coach/head coach in waiting.

In his first season with his new title, Dutcher and the Aztecs advanced to the 2012 NCAA tournament as an

at-large team and recorded 26 wins. The next season, San Diego State was again an at-large selection to the NCAA tournament, moved on to the round of 32 for the second time in three years and finished with 23 victories.

Another NCAA Sweet 16 run was in the cards in Dutcher's third season as the head coach in waiting. The Aztecs opened the campaign by winning 21 of their first 22 games, including 20 in a row at one point, and were led by seniors Xavier Thames, who would become an NBA draft pick, and Josh Davis. SDSU won the program's second outright Mountain West regular-season title and later swept through two games in Spokane, Washington, to secure its second Sweet 16 appearance in four seasons. San Diego State compiled 31 wins and finished the season ranked 13th in the AP and 12th in the Coaches after rising to as high as fifth nationally in both polls.

The 2014-15 campaign saw the Aztecs spend their fifth straight season in the top 25. In the process of winning 27 games, San Diego State grabbed its second straight MW regular-season crown and earned an at-large invitation to the NCAA tournament where they defeated St. John's in the round of 64. One season later, the Aztecs found themselves in the NIT after winning the MW by three games with a 16-2 record. Nevertheless, San Diego State won three games and qualified for the NIT national semifinals, eventually logging 28 victories.

SDSU completed the 2016-17 slate with a 19-14 record despite experiencing a rash of injuries. The 2016 Hawaiian Airlines Diamond Head Classic champions entered 2017-18 as one of 12 teams to have won at least 19 games in 12 consecutive seasons, which was a sign of things to come in Dutcher's first year.

Dutcher's first roster as head coach featured a pair of seniors that had won multiple Mountain West titles and owned NCAA tournament experience in Trey Kell and Malik Pope.

Prior to coming to SDSU, Dutcher spent 10 seasons on Steve Fisher's bench at Michigan, where the program reached the postseason each year and participated in the NCAA Tournament eight times, including three trips to the Final Four and the championship game including a national championship in 1989.

## Brian Dutcher Year-By-Year (Division I Only)

Year	School (Position)	Overall		Conference		Postseason; Championships
		W-L	Pct.	W-L	Pct.	
1988-89	Michigan (AC)	30-7	.811	12-6	.667	NCAA Champions
1989-90	Michigan (AC)	23-8	.742	12-6	.667	NCAA 2nd Round
1990-91	Michigan (AC)	14-15	.483	7-11	.389	NIT 1st Round
1991-92	Michigan (AC)	25-9	.735	11-7	.611	NCAA Runner-Up
1992-93	Michigan (AC)	31-5	.861	15-3	.833	NCAA Runner-Up
1993-94	Michigan (AC)	24-8	.750	13-5	.722	NCAA Regional Finalist
1994-95	Michigan (AC)	17-14	.548	11-7	.611	NCAA 1st Round
1995-96	Michigan (AC)	20-12	.625	10-8	.556	NCAA 1st Round
1996-97	Michigan (AC)	24-11	.686	9-9	.500	NIT Champions
1997-98	Michigan (AC)	25-9	.735	11-5	.688	NCAA 2nd Round; Big 10 Tournament
10 Seasons at UM		233-98	.704	111-67	.624	8 NCAAAs, 10 Postseason Appearances
Year	School (Position)	Overall		Conference		Postseason; Championships
		W-L	Pct.	W-L	Pct.	
1999-00	SDSU (Asst. HC)	5-23	.179	0-14	.000	
2000-01	SDSU (Asst. HC)	14-14	.500	4-10	.286	
2001-02	SDSU (Asst. HC)	21-12	.636	7-7	.500	NCAA 1st round; MW Tournament
2002-03	SDSU (Asst. HC)	16-14	.533	6-8	.429	NIT second round
2003-04	SDSU (Asst. HC)	14-16	.467	5-9	.357	
2004-05	SDSU (Asst. HC)	11-18	.379	4-10	.286	
2005-06	SDSU (Asst. HC)	24-9	.727	13-3	.813	NCAA 1st Round; MW RS, Tournament
2006-07	SDSU (Asst. HC)	22-11	.667	10-6	.625	NIT 2nd Round
2007-08	SDSU (Asst. HC)	20-13	.606	9-7	.563	NIT 1st Round
2008-09	SDSU (Asst. HC)	26-10	.722	11-5	.688	NIT Semifinals
2009-10	SDSU (Asst. HC)	25-9	.735	11-5	.688	NCAA 1st Round; MW Tournament
2010-11	SDSU (Asst. HC)	34-3	.919	14-2	.875	NCAA Sweet 16; MW RS, Tournament
2011-12	SDSU (HCIW)	26-8	.765	10-4	.714	NCAA 2nd Round; MW RS
2012-13	SDSU (HCIW)	23-11	.676	9-7	.563	NCAA 3rd Round
2013-14	SDSU (HCIW)	31-5	.861	16-2	.889	NCAA Sweet 16; MW RS
2014-15	SDSU (HCIW)	27-9	.750	14-4	.778	NCAA 3rd Round; MW Co-RS
2015-16	SDSU (HCIW)	28-10	.737	16-2	.889	NIT Semifinals; MW RS
2016-17	SDSU (HCIW)	19-14	.576	9-9	.500	
2017-18	SDSU (HC)	22-11	.667	11-7	.611	NCAA 1st Round; MW Tournament
2018-19	SDSU (HC)	21-13	.617	11-7	.611	
2019-20	SDSU (HC)	30-2	.966	17-1	.944	MW Regular Season (postseason canceled)
2020-21	SDSU (HC)	11-4	.733	5-3	.625	
22nd Season at SDSU		470-239	.663	212-132	.616	9 NCAAAs, 14 Postseason Appearances
32nd Season Career Totals		Overall		Conference		Postseason
		W-L	Pct.	W-L	Pct.	
		703-337	.676	323-199	.619	17 NCAAAs, 24 Postseason Appearances

## SEASON/CAREER HIGHS

### Points

Season	14 vs. UC Irvine (11/27/20)
Career	14 vs. UC Irvine (11/27/20)

### Rebounds

Season	7 at Air Force (1/24/21)
Career	10 vs. Texas Southern (11/5/19)

### Assists

Season	3 at Air Force (1/24/21)
Career	3 at Air Force (1/24/21)

### Field Goals

Season	4 vs. St. Katherine (12/2/20)
	4 vs. UC Irvine (11/27/20)
Career	4 vs. St. Katherine (12/2/20)
	4 vs. UC Irvine (11/27/20)

### Field Goals Attempted

Season	8 vs. UC Irvine (11/27/20)
Career	12 vs. Texas Southern (11/5/19)

### Three-Point Field Goals

Season	3 vs. UC Irvine (11/27/20)
Career	3 vs. UC Irvine (11/27/20)

### Three-Point FG Attempted

Season	5 vs. UC Irvine (11/27/20)
Career	7 vs. Texas Southern (11/5/19)

### Free Throws

Season	3 vs. UC Irvine (11/27/20)
Career	3 vs. UC Irvine (11/27/20)
	3 vs. San Diego Christian (12/18/19)

### Free Throws Attempted

Season	5 vs. Pepperdine (12/6/20)
Career	5 vs. Pepperdine (12/6/20)

### Steals

Season	1 at Air Force (1/24/21)
	1 vs. Saint Mary's (12/22/20)
	1 vs. UC Irvine (11/27/20)
Career	3 vs. Texas Southern (11/5/19)

### Blocked Shots

Season	2 vs. Saint Mary's (12/22/20)
Career	2 vs. Saint Mary's (12/22/20)

### Minutes Played

Season	20 at Utah State (1/16/21)
Career	21 vs. San Diego Christian (12/18/19)



# 0 • KESHAD JOHNSON

FORWARD • 6-7 • 210 • SOPHOMORE - 1L  
OAKLAND, CALIF. (SAN LEANDRO HIGH)

### Quick Hits

- Pronounced KEY-shawd
- A four-star prospect (ESPN) and one of the top-25 high school players in the state of California in his senior season.
- As a senior led his team with 14.4 points, 8.0 rebounds, 3.0 assists, 2.3 blocks, 1.9 steals with nine double doubles.
- As a junior at Envision Academy in Oakland, Calif., he averaged 24.0 points, 12.4 rebounds, 4.2 blocks, 3.4 assists and 2.8 steals while leading the team to the CIF Boys Basketball Division V playoffs.
- Entering the year was undefeated in his college career in games in which he has appeared (20-0).

### Season Highlights

- Grabbed three rebounds, had two steals, a block and two points vs. No. 22/21 UCLA (11/25).
- Scored a career-best 14 pts, including 3 three-pts vs. UC Irvine (11/27) to lead the team in scoring.
- Versus St. Katherine (12/2) equaled career-bests with four FGs and two assists, and set a season-high with five rebounds.
- Attempted a career-high five FTs vs. Pepperdine (12/6).
- Recorded the first multi-block game of his career (2) vs. Saint Mary's (12/22).
- Returned to action at Utah State (1/14) after missing the previous three games due to injury.
- Played a season-high 20 minutes at Utah State (1/16) & equaled his season-best w/5 rebounds.
- Pulled down a season-high 6 boards at Air Force (1/22).
- Grabbed a season-high 7 rebounds and posted a career-best 3 assists at Air Force (1/24).

### Trending

- Has increased his percentages on all shooting categories from last year to this year.
- Has 7 blocks in 11 games (140 total minutes) versus 1 block in 18 games (107 total minutes) in 2019-20.
- In his last three games is averaging 6.0 rebounds.
- Per 40 minutes played this season, is averaging 10.6 points, 10.8 rebounds, 3.1 assists & 2.0 blocks.
- In 11 games this season, compared to 18 last season, has eclipsed his points (37-to-34), assists (11-to-4), blocks (7-to-1) and rebounds (38-to-30) output from last year.

## 2020-21 GAME-BY-GAME STATISTICS

Opponent	GS	MP	FG	3FG	FT	O-D-R	PF	TP	A	TO	S	B
UCLA	13	1-2	0-0	0-0	2-1-3	0	2	2	0	0	1	
UC Irvine	17	4-8	3-5	3-4	2-2-4	0	14	0	1	1	0	
St. Katherine	19	4-6	0-2	1-1	1-4-5	1	9	2	1	0	1	
Pepperdine	5	0-0	0-0	1-5	0-0-0	0	1	0	0	0	0	
at Arizona State	DNT											
BYU	9	0-2	0-0	0-0	2-0-2	0	0	0	0	0	0	
vs. Saint Mary's	13	0-0	0-0	1-2	0-4-4	3	1	1	1	1	2	
Colorado State	5	0-1	0-1	0-2	0-1-1	0	0	0	1	0	1	
Colorado State	INJ											
Nevada	INJ											
Nevada	INJ											
at Utah State	5	0-2	0-1	0-0	0-1-1	0	0	0	0	0	0	
at Utah State	20	0-0	0-0	2-4	1-4-5	1	2	1	1	0	1	
at Air Force	19	3-5	0-1	0-2	2-4-6	2	6	2	1	0	0	
at Air Force	17	0-2	0-0	2-2	2-5-7	1	2	3	2	1	1	
Wyoming												
Wyoming												
at New Mexico												
at New Mexico												
San Jose State												
San Jose State												
at Fresno State												
at Fresno State												
Boise State												
Boise State												
at UNLV (Postponed)												
at UNLV (Postponed)												

## MISCELLANEOUS STATS/SAN DIEGO STATE RECORD

Category	2020-21 Season		Career	
	Games	SDSU W/L	Games	SDSU W/L
Double-Figure Scoring	1	1-0	1	1-0
15-Point Games	0	0-0	0	0-0
Led SDSU in Scoring	0	0-0	0	0-0
Led SDSU in Rebounding	2	1-1	2	1-1
Led SDSU in Assists	0	0-0	0	0-0
Multiple Steals	0	0-0	2	2-0
One Turnover or Less	10	6-4	27	23-4

Consecutive Games	Current	Long
Consecutive Games Played	4	5
Scoring A Point	3	3*
One Turnover or Less	-	27*

\* - Denotes an active streak

## JOHNSON CAREER STATISTICS

Year	G-GS	Min.-Avg.	FG-FGA	Pct.	3P-3PA	Pct.	FT-FTA	Pct.	OR	DR	Reb	Avg.	PF-D	AT	TO	BS	ST	Pts	Avg.
19-20	18-0	107-5.9	12-34	.353	4-18	.222	6-16	.375	12	18	30	1.7	12-0	4	8	1	5	34	1.9
20-21	11-0	140-12.7	12-28	.429	3-10	.300	10-22	.455	12	26	38	3.5	8-0	11	8	7	3	37	3.4
<b>TOTAL</b>	<b>29-0</b>	<b>247-8.5</b>	<b>24-62</b>	<b>.387</b>	<b>7-28</b>	<b>.250</b>	<b>16-38</b>	<b>.421</b>	<b>24</b>	<b>44</b>	<b>68</b>	<b>2.3</b>	<b>20-0</b>	<b>15</b>	<b>16</b>	<b>8</b>	<b>8</b>	<b>71</b>	<b>2.4</b>



## SEASON/CAREER HIGHS

### Points

Season	14 at Air Force (1/22/21)
Career	14 at Air Force (1/22/21)

### Rebounds

Season	5 vs. Saint Mary's (12/22/20)
Career	5 vs. Saint Mary's (12/22/20) 5 vs. CS Dominguez Hills (12/12/18)

### Assists

Season	5 at Air Force (1/22/21)
Career	5 at Air Force (1/22/21)

### Field Goals

Season	5 at Air Force (1/22/21)
Career	5 at Air Force (1/22/21)

### Field Goals Attempted

Season	7 at Air Force (1/22/21)
Career	7 at Air Force (1/22/21)

### Three-Point Field Goals

Season	4 at Air Force (1/22/21)
Career	4 vs. Colorado State (1/2/21) 4 at Air Force (1/22/21) 4 vs. Colorado State (1/2/21)

### Three-Point FG Attempted

Season	6 at Air Force (1/22/21)
Career	6 vs. Colorado State (1/2/21) 6 at Air Force (1/22/21) 6 vs. Colorado State (1/2/21)

### Free Throws

Season	6 vs. Pepperdine (12/6/20)
Career	6 vs. Pepperdine (12/6/20)

### Free Throws Attempted

Season	8 vs. Pepperdine (12/6/20)
Career	8 vs. Pepperdine (12/6/20)

### Steals

Season	2 vs. Brigham Young (12/18/20)
Career	2 vs. Pepperdine (12/6/20) 2 vs. St. Katherine (12/2/20) 3 vs. Jackson State (11/27/18)

### Blocked Shots

Season	1 at New Mexico (2/5/19)
Career	1 at San Jose State (2/2/19)

### Minutes Played

Season	32:26 vs. Nevada (1/9/21)
Career	32:26 vs. Nevada (1/9/21)



# 2 • ADAM SEIKO

GUARD • 6-3 • 210 • JUNIOR - 2L  
BOSTON, MASS. (SIERRA CANYON HIGH (CALIF.))

### Rankings

- **SDSU SINGLE SEASON - No. 29 - Victories (27 in 2019-20)**

### Quick Hits

- Pronounced SAY-co.
- One of the team's top on-ball defenders.
- Can play both point and shooting guard.
- After redshirting in 2017-18, has appeared in 61-of-64 games in the past two seasons.
- Entering 2020-21, 34-of-45 career buckets (75.5 percent) have been from distance and 87-of-105 shots (82.9 percent) have come from beyond the three-point line.
- Entering 2020-21 has averaged 1.2:1 assist-to-turnover ratio and 1.5 turnovers per 40 minutes played.

### Season Highlights

- In the opener against No. 22/21 UCLA (11/25) recored the 57th game in his 62 game career with one turnover or less.
- Hit his first bucket of the season, a three, vs. UC Irvine (11/27).
- Snatched a season-high four rebounds vs. St. Katherine (12/2).
- In a season-high 19:44 vs. Pepperdine (12/6), set career-bests in FT (6) & FTA (8), scoring a season-high six points.
- Played a season-high 20:38 at Arizona State (12/10) & for the fifth time in five games grabbed multiple rebounds.
- Versus Brigham Young (12/18), knocked down multiple buckets (two 3-ptrs) for the first time this year.
- Had a season-high & career-equaling best five rebounds vs. Saint Mary's (12/22).
- **Earned the first start of his career and scored a season-high 12 points vs. Colorado State (1/2) also recorded career-highs with 4 assists, 4 field goals, 4 three-point field goals & 6 three-point field goal attempts.**
- In his second career start attempted a season and career-high equaling six shot attempts vs. Colorado State (1/4).
- Led the team in assists (2) at Utah State (1/14).
- Set career-highs with 14 pts and 5 assists at Air Force (1/22).

### Trending

- In the last two games (at Air Force - 1/22 & 1/24) shot 8-of-11 (.727) including 7-of-9 (.778) from beyond the arc and averaged 11.5 pts, 3.5 assists, 2.0 rebs (all career-bests for a two game stretch).
- **Started the 6 games from Jan. 2 to Jan. 16, the first 6 of his college career, and averaged 4.3 points and 1.7 assists.**
- Has a 2.0:1 assist-to-turnover ratio in 2020-21, compared to 1.2:1 in his previous two seasons.
- **For the season 86.4 percent (19-of-22) of his FGs are from the bonus distance and for his career 79.1 percent are threes (53-of-67).**
- For his career has averaged 1.5 turnovers per 40 minutes played for his career (41 in 1,055 minutes).
- **Has committed one turnover or less in 18 of the last 21 games and 41 of the last 45.**

## 2020-21 GAME-BY-GAME STATISTICS

Opponent	GS	MP	FG	3FG	FT	O-D-R	PF	TP	A	TO	S	B
UCLA	17	0-1	0-1	0-0	0-3-3	1	0	1	0	0	0	0
UC Irvine	12	1-4	1-2	0-0	2-0-2	3	3	2	1	1	0	0
St. Katherine	16	0-4	0-3	0-0	0-4-4	0	0	1	1	2	0	0
Pepperdine	20	0-1	0-1	6-8	0-4-4	3	6	2	1	2	0	0
at Arizona State	21	1-2	0-1	0-0	1-2-3	0	2	1	0	0	0	0
BYU	16	2-3	2-3	0-0	0-1-1	1	6	0	0	2	0	0
vs. Saint Mary's	16	1-3	1-3	2-2	1-4-5	2	5	0	1	0	0	0
Colorado State	*	25	4-6	4-6	0-0	0-2-2	3	12	4	2	0	0
Colorado State	*	20	0-6	0-5	0-0	0-0-0	2	0	2	1	1	0
Nevada	*	22	1-2	1-2	0-0	0-2-2	0	3	1	2	0	0
Nevada	*	32	2-5	2-5	0-0	0-1-1	3	6	0	1	0	0
at Utah State	*	27	1-4	1-4	0-0	1-1-2	1	3	2	0	1	0
at Utah State	*	22	1-3	0-1	0-0	0-2-2	0	2	1	2	0	0
at Air Force	18	5-7	4-6	0-2	0-0-0	0	14	5	0	0	0	0
at Air Force	19	3-4	3-3	0-1	0-4-4	2	9	2	0	1	0	0
Wyoming												
Wyoming												
at New Mexico												
at New Mexico												
San Jose State												
San Jose State												
at Fresno State												
at Fresno State												
Boise State												
Boise State												
at UNLV (Postponed)												
at UNLV (Postponed)												

## MISCELLANEOUS STATS/SAN DIEGO STATE RECORD

	2020-21		Career	
	Games	SDSU W/L	Games	SDSU W/L
Double-Figure Scoring	2	1-1	3	2-1
15-Point Games	0	0-0	0	0-0
Led SDSU in Scoring	0	0-0	0	0-0
Led SDSU in Rebounding	0	0-0	0	0-0
Led SDSU in Assists	2	1-1	2	1-1
Multiple Steals	3	2-1	6	5-1
One Turnover or Less	12	10-2	68	52-16

Consecutive Games	Current	Long
Consecutive Games Played	19	23
Scoring A Point	6	6*
One Turnover or Less	2	22

\* - Denotes an active streak

## SEIKO CAREER STATISTICS

Year	G-GS	Min.-Avg.	FG-FGA	Pct.	3P-3PA	Pct.	FT-FTA	Pct.	OR	DR	Reb	Avg.	PF-D	AT	TO	BS	ST	Pts	Avg.
18-19	32-0	389-12.2	17-40	.425	14-33	.424	21-28	.750	3	28	31	1.0	27-0	20	19	1	9	69	2.2
19-20	29-0	359-12.4	28-65	.431	20-54	.370	7-9	.778	4	26	30	1.0	27-0	16	10	0	10	83	2.9
20-21	15-6	307-20.5	22-55	.400	19-46	.413	8-13	.615	5	30	35	2.3	21-0	24	12	0	10	71	4.7
<b>TOTAL</b>	<b>76-6</b>	<b>1,055-13.9</b>	<b>67-160</b>	<b>.419</b>	<b>53-133</b>	<b>.398</b>	<b>36-50</b>	<b>.720</b>	<b>12</b>	<b>84</b>	<b>96</b>	<b>1.3</b>	<b>75-0</b>	<b>60</b>	<b>41</b>	<b>1</b>	<b>29</b>	<b>223</b>	<b>2.9</b>

## SEASON/CAREER HIGHS

<b>Points</b>	19 vs. Colorado State (1/2/21)
Season	33 vs. Pepperdine (11/12/19)*
Career	

<b>Rebounds</b>	5 vs. Nevada (1/9/21)
Season	6 vs. UC Irvine (2/22/20)*
Career	6 vs. Colgate (11/24/19)*
	6 at UC Irvine (3/9/19)*
	6 vs. Hawai'i (1/6/18)*

<b>Assists</b>	6 at Air Force (1/24/21)
Season	10 vs. UC Davis (2/1/18)*
Career	

<b>Field Goals</b>	7 vs. Colorado State (1/2/21)
Season	11 at Green Bay (11/25/19)*
Career	11 at Hawai'i (3/2/19)*
	11 at UC Riverside (1/9/19)*
	11 vs. Morgan State (12/29/18)*

<b>Field Goals Attempted</b>	15 vs. Colorado State (1/2/21)
Season	23 at Auburn (11/25/19)*
Career	23 at Utah Valley (3/19/19)*

<b>Three-Point Field Goals</b>	5 at Air Force (1/24/21)
Season	5 vs. Colorado State (1/2/21)
Career	7 vs. Fresno State (11/30/19)*
	7 vs. Pepperdine (11/12/19)*
	7 vs. Hawai'i (1/17/19)*

<b>Three-Point FG Attempted</b>	9 at Air Force (1/24/21)
Season	9 vs. Colorado State (1/2/21)
Career	14 vs. Fresno State (11/30/19)*
	14 at Utah Valley (3/19/19)*

<b>Free Throws</b>	2 at Utah State (1/16/21)
Season	2 vs. UC Irvine (11/27/20)
Career	2 vs. UCLA (11/25/20)
	8 vs. Cal Poly (1/11/20)*
	8 at Portland (12/4/19)*
	8 vs. Cal State Fullerton (2/16/19)*
	8 vs. Cal Poly (2/2/19)*

<b>Free Throws Attempted</b>	2 at Utah State (1/16/21)
Season	2 vs. UC Irvine (11/27/20)
Career	2 vs. UCLA (11/25/20)
	10 at Portland (12/4/19)*

<b>Steals</b>	4 at Air Force (1/22/21)
Season	4 vs. Colorado State (1/2/21)
Career	4 at Air Force (1/22/21)
	4 vs. Colorado State (1/2/21)
	4 at Portland (12/4/19)*
	4 at San Diego (12/9/18)*

<b>Blocked Shots</b>	Season
	Career

<b>Minutes Played</b>	30:23 vs. Colorado State (1/4/21)
Season	43 vs. UC Davis (2/23/19)*
Career	43 at Cal Poly (1/12/19)*
	43 vs. Yale (1/5/19)*

\*-at CSUN



# 3 • TERRELL GOMEZ

GUARD • 5-8 • 165 • SENIOR - TR

LOS ANGELES, CALIF. (MIDDLEBROOKS ACADEMY/CSUN)

2019-20 first-team All-Big West, 2018-19 first-team All-Big West, 2017-18 Big West Freshman of the Year

### Rankings

- **MW** - No. 9 - Three-Point FGM (2.13/g); No. 13 - Assists (2.73/g)
- **NCAA** - No. 107 - Three-Point Field Goals (32); No. 191 - Three-Point Field Goal Attempts (75); No. 194 - Three-Point Field Goals per game (2.13); No. 302 - Assists (41)

### Quick Hits

- Pronounced TUH-rrell (like former NFL player Terrell Davis, NOT Terrell Owens)
- A starter in all 96 career games entering the 2020-21 season.
- Led the nation in free throw percentage (.948) in 2019-20.
- Begins 2020-21, 363 points from 2,000 for his college career.
- One of the premier scorers in the nation.

### Season Highlights

- In the 97th game of his collegiate career, picked up first win vs. a ranked team (No. 22/21 UCLA) & it was also the first time in college he was not a starter.
- Versus UCLA (11/25) reached double figure scoring for the 64th time in the last 67 games.
- Knocked down 2 three-pters vs. UC Irvine (11/27) & has multiple threes in 83-of-98 career games.
- Made his first start as an Aztec vs. St. Katherine (12/2).
- Scored a season-high 13 points vs. St. Katherine (12/2), where he also had season-bests in FGs (5), 3FGs (3) and rebounds (3).
- Appeared in the 100th game of his college career vs. Pepperdine (12/6), where he led the team in assists (3).
- Led the team with four assists at Arizona State (12/10).
- Equaled season-high with 13 pts (5-of-6 FG & 3-of-4 3FG) vs. Saint Mary's (12/22) and led team in assists for third time this season.
- Recorded a season-best 19 points (7-of-15 FG & 5-of-9 3FG, all season highs) in 29:50 vs. Colorado State (1/2).
- Has back-to-back double digit scoring nights (13 vs. Saint Mary's & 19 vs. Colorado State) for the first time as an Aztec.
- Let team in assists in both games of the Nevada series (1/7 & 1/9).
- Led the team in assists at Utah State (1/14).
- 16 pts at Utah State (1/16) led the team & his 5 FGs & 4 3FGs led all scorers.
- His 5 3-pters at Air Force (1/24) equals a season best.

### Trending

- Since the start of the 1996-97 season, is the second player in college basketball to have made at least 300 treys, shot at least .437 from the bonus distance and done so in less than 100 games (John Jenkins, Vanderbilt).
- Is one of four player since the start of the 1996-97 season to have a FT percentage of at least .893 & to have hit 300 threes in his college career.
- One of only four active players to have made at least 320 three pointers (323 - Keaton Wallace, UTSA; 323 - Jordan Bohannon, Iowa; 335 - Jhivvan Jackson, UTSA).
- Ranks No. 2 among active player with 325 three pointers.
- Has appeared in every game of his college career (111) and started in 89.2 percent of them (99).
- Has appeared in the scoring column in 109-of-111 career games (98.2 percent).
- Among active players, his 1,763-career points rank 11th overall and his .893 free throw percentage is No. 2 in the nation.
- Has scored in double figures in 7-of-15 games this year and a total of 88 times in his career.
- 55.5 percent (325-of-586) of his career field goals have come from the bonus distance, the highest percentage of any active player with at least 300 made three-pointers and 500 made field goals.
- Is one of 6 active players in Division I to have scored at least 1,763 points and assisted on at least 320 baskets.

## 2020-21 GAME-BY-GAME STATISTICS

Opponent	GS	MP	FG	3FG	FT	O-D-R	PF	TP	A	TO	S	B
UCLA	20	3-7	2-4	2-2	0-1-1	1	10	2	3	1	0	0
UC Irvine	16	2-5	2-5	2-2	0-0-0	0	8	1	1	2	0	0
St. Katherine	* 23	5-7	3-5	0-0	0-3-3	3	13	2	3	1	0	0
Pepperdine	22	1-7	0-5	0-0	0-3-3	1	2	3	0	0	0	0
at Arizona State	25	2-5	2-4	0-0	0-0-0	2	6	4	1	0	0	0
BYU	15	1-5	0-2	0-0	0-0-0	1	2	0	1	1	0	0
vs. Saint Mary's	25	5-6	3-4	0-0	0-0-0	0	13	4	2	1	0	0
Colorado State	30	7-15	5-9	0-0	0-2-2	0	19	2	0	4	0	0
Colorado State	30	5-9	3-6	0-0	0-1-1	1	13	4	4	1	0	0
Nevada	24	0-5	0-2	0-0	0-0-0	1	0	3	1	0	0	0
Nevada	20	2-7	2-6	0-0	0-5-5	0	6	3	2	1	0	0
at Utah State	21	0-3	0-1	0-0	0-2-2	0	0	2	0	0	0	0
at Utah State	26	5-13	4-7	2-2	0-1-1	4	16	1	0	0	0	0
at Air Force	*	27	1-8	1-6	0-0	0-0-0	2	3	4	1	4	0
at Air Force	*	26	5-9	5-9	0-0	1-2-3	2	15	6	0	0	0
Wyoming												
Wyoming												
at New Mexico												
at New Mexico												
San Jose State												
San Jose State												
at Fresno State												
at Fresno State												
Boise State												
Boise State												
at UNLV (Postponed)												
at UNLV (Postponed)												

## MISCELLANEOUS STATS/CSUN & SAN DIEGO STATE RECORD

Category	2020-21 Season		Career	
	Games	SDSU W/L	Games	CSUN & SDSU W/L
Double-Figure Scoring	7	5-2	88	38-50
15-Point Games	3	1-2	61	29-32
Led Team in Scoring	2	0-2	33	14-19
Led Team in Rebounding	0	0-0	0	0-0
Led Team in Assists	7	6-1	38	16-22
Multiple Steals	3	2-1	17	7-10
One Turnover or Less	10	6-4	57	28-29
Consecutive Games	Current	Long		
Consecutive Games Played	111	111*		
Without Fouling Out	97	97*		
Scoring A Point	3	105		
One Turnover or Less	4	5		

\* - Denotes an active streak

## GOMEZ CAREER STATISTICS

Year	G-GS	Min.-Avg.	FG-FGA	Pct.	3P-3PA	Pct.	FT-FTA	Pct.	OR	DR	Reb	Avg.	PF-D	AT	TO	BS	ST	Pts	Avg.
17-18*	30-30	1,022-34.1	121-277	.437	65-141	.461	44-55	.800	12	60	72	2.4	50-1	109	62	0	19	351	11.7
18-19*	34-34	1,283-37.7	214-476	.450	117-279	.419	107-122	.877	12	58	70	2.1	45-0	96	60	0	36	652	19.2
19-20*	32-32	1,187-37.1	207-472	.439	111-252	.440	109-115	.948	10	70	80	2.5	33-0	74	46	0	26	634	19.8
20-21	15-3	350-23.3	44-111	.396	32-75	.427	6-6	1.000	1	20	21	1.4	18-0	41	16	0	16	126	8.4
<b>TOTAL</b>	<b>111-99</b>	<b>3,842-34.6</b>	<b>586-1,336</b>	<b>.439</b>	<b>325-747</b>	<b>.435</b>	<b>266-298</b>	<b>.893</b>	<b>35</b>	<b>208</b>	<b>243</b>	<b>2.2</b>	<b>146-1</b>	<b>320</b>	<b>184</b>	<b>0</b>	<b>97</b>	<b>1,763</b>	<b>15.9</b>

\* - at CSUN

## SEASON/CAREER HIGHS

### Points

Season	10 vs. Nevada (1/7/21)
Career	18 at UNLV (1/26/20)

### Rebounds

Season	5 at Air Force (1/22/21)
	5 at Utah State (1/14/21)
	5 vs. Colorado State (1/2/21)
Career	5 at Air Force (1/22/21)
	5 at Utah State (1/14/21)
	5 vs. Colorado State (1/2/21)
	5 at Nevada (2/29/20)
	5 vs. Cal Poly (12/28/19)

### Assists

Season	6 at Air Force (1/22/21)
	6 vs. Colorado State (1/2/21)
	6 vs. UCLA (11/25/20)
Career	7 vs. LIU (11/22/19)

### Field Goals

Season	4 vs. Nevada (1/7/21)
	4 vs. UC Irvine (11/27/20)
Career	6 at UNLV (1/26/20)

### Field Goals Attempted

Season	10 at Utah State (1/16/21)
Career	10 at Utah State (1/16/21)

### Three-Point Field Goals

Season	1 at Utah State (1/16/21)
	1 at Utah State (1/14/21)
	1 vs. Nevada (1/9/21)
	1 at Arizona State (12/10/20)
	1 vs. UC Irvine (11/27/20)
	1 vs. UCLA (11/25/20)
Career	2 at UNLV (1/26/20)

### Three-Point FG Attempted

Season	3 at Utah State (1/16/21)
	3 vs. Nevada (1/9/21)
Career	3 at Utah State (1/16/21)
	3 vs. Nevada (1/9/21)
	3 at New Mexico (1/29/20)

### Free Throws

Season	2 at Utah State (1/14/21)
	2 vs. Nevada (1/7/21)
	2 vs. Colorado State (1/2/21)
	2 vs. Pepperdine (12/6/20)
Career	4 at UNLV (1/26/20)

### Free Throws Attempted

Season	3 vs. Colorado State (1/2/21)
	3 vs. Pepperdine (12/6/20)
Career	6 at UNLV (1/26/20)

### Steals

Season	4 vs. St. Katherine (12/2/20)
Career	4 vs. St. Katherine (12/2/20)

### Blocked Shots

Season	
Career	1 vs. Boise State (1/11/20)
	1 vs. San Diego Christian (12/18/19)

### Minutes Played

Season	34:33 vs. Colorado State (1/2/21)
Career	34:33 vs. Colorado State (1/2/21)



# 4 • TREY PULLIAM

GUARD • 6-3 • 180 • SENIOR - 11

BRYAN, TEXAS (CONSOLIDATED HIGH/NAVARRO COLLEGE)63

### Rankings

- **MW** - No. 1 - Assist-to-Turnover Ratio (2.47:1); No. 10 - Assists (3.13/g)
- **NCAA** - No. 53 - Assist-to-Turnover Ratio (2.47:1); No. 202 - Assists (47); No. 326 - Assists per Game (3.1)
- **SDSU SINGLE SEASON** - No. 11 - Victories (30 in 2019-20)

### Quick Hits

- Can play both point and shooting guard and score from all three levels.
- Last year, averaged 4.3 assists per 40 minutes played and was at a 2.1 assists-to-turnover ratio.
- Competed at Navarro College (Corsicana, Texas) for two seasons where he averaged 11.6 points, 4.9 assists and 3.6 rebounds in 58 games.
- Reached the NJCAA Division I Region XIV championship game in 2018-19.
- Finished Navarro College career ranked second in assists (283), fifth in steals (101) and 11th in scoring (671).

### Season Highlights

- In his first major college start, vs. No. 22/21 UCLA (11/25) scored eight points, had six assists, four rebounds.
- Reached a season-high 9 pts vs. UC Irvine (11/27) and 7 assists through 2 gms leads the team.
- Had four steals, a season-high, vs. St. Katherine (12/2), which matches the most in a game among MW performers.
- Played a career-high 28:28 vs. Pepperdine (12/6) & led the team in assists for the third time in four games.
- Set season & career-highs in FGAs (8) & minutes (29:14) at Arizona State (12/10).
- Equaled a season-high w/ 6 assists vs. Colorado State (1/2) in a career-high 34:33 played.
- Led the team with five assists vs. Colorado State (1/4), the sixth time in nine games this season.
- Reached double figures (10 pts) vs. Nevada (1/7); it was the second time in his major college career he has scored at least 10 pts in a game.
- Scored the game winning bucket, a runner off the glass vs. Nevada (1/9), as time expired. It was the first buzzer beater for the Aztecs in Viejas Arena.
- Equaled his career-high w/ 5 rebounds at Utah State (1/14).
- Attempted a career-high 10 shots at Utah State (1/16).
- Equaled a season and career-high with 5 rebounds at Air Force (1/22).

### Trending

- For his career (47 games) has a 2.3:1 assist-to-turnover ratio.
- In his last 21 games has a 2.8:1 assist-to-turnover ratio.
- His 32 points over the first five games of the year is the highest five-game output of his major college career.
- Only three times, in his major college career (47 games), has he had more turnovers than assists.
- Past rebounds 100 for his major college career & his 18 boards in the last four games is the highest total for any four-game stretch in his major college career.

## 2020-21 GAME-BY-GAME STATISTICS

Opponent	GS	MP	FG	3FG	FT	O-D-R	PF	TP	A	TO	S	B
UCLA	*	28	3-6	1-2	1-2	2-2-4	2	8	6	2	0	0
UC Irvine	*	22	4-6	1-2	0-1	0-2-2	0	9	1	0	0	0
St. Katherine	*	20	3-6	0-1	0-0	0-1-1	0	6	4	0	4	0
Pepperdine	*	28	0-3	0-1	2-3	0-3-3	1	2	3	3	1	0
at Arizona State	*	29	3-8	1-2	0-0	0-1-1	4	7	2	1	1	0
BYU	*	31	1-9	0-2	1-2	1-3-4	3	3	5	3	1	0
vs. Saint Mary's	*	20	3-5	0-1	1-2	0-2-2	3	7	0	0	0	0
Colorado State	*	35	0-4	0-1	2-3	0-5-5	4	2	6	1	1	0
Colorado State	*	29	2-5	0-0	0-0	1-2-3	0	4	5	1	0	0
Nevada	*	31	4-9	0-2	2-2	0-3-3	1	10	1	0	0	0
Nevada	*	23	3-6	1-3	0-0	0-2-2	3	7	3	3	1	0
at Utah State	*	27	1-6	1-2	2-2	0-5-5	1	5	2	1	2	0
at Utah State	*	29	3-10	1-3	0-0	1-3-4	4	7	2	1	0	0
at Air Force	*	22	0-2	0-1	0-0	2-3-5	0	0	6	1	2	0
at Air Force	*	25	3-5	0-1	0-0	1-3-4	2	6	1	2	0	0
Wyoming												
Wyoming												
at New Mexico												
at New Mexico												
San Jose State												
San Jose State												
at Fresno State												
at Fresno State												
Boise State												
Boise State												
at UNLV (Postponed)												
at UNLV (Postponed)												

## MISCELLANEOUS STATS/SAN DIEGO STATE RECORD

Category	2020-21 Season		Career	
	Games	SDSU W/L	Games	SDSU W/L
Double-Figure Scoring	1	1-0	2	2-0
15-Point Games	0	0-0	1	1-0
Led SDSU in Scoring	0	0-0	0	0-0
Led SDSU in Rebounding	1	0-1	1	0-1
Led SDSU in Assists	10	6-4	10	6-4
Multiple Steals	3	2-1	4	3-1
One Turnover or Less	10	7-3	35	30-5
Consecutive Games				
Consecutive Games Played	47		47*	
Scoring A Point	1		18	
One Turnover or Less	-		8	

\* - Denotes an active streak

## PULLIAM CAREER STATISTICS

Year	G-GS	Min.-Avg.	FG-FGA	Pct.	3P-3PA	Pct.	FT-FTA	Pct.	OR	DR	Reb	Avg.	PF-D	AT	TO	BS	ST	Pts	Avg.
19-20	32-0	561-17.5	43-98	.439	7-21	.333	14-22	.636	12	48	60	1.9	42-1	60	28	2	19	107	3.3
20-21	15-15	399-26.6	33-90	.367	6-24	.250	11-17	.647	8	40	48	3.2	28-0	47	19	0	13	83	5.5
<b>TOTAL</b>	<b>47-15</b>	<b>960-20.4</b>	<b>76-188</b>	<b>.404</b>	<b>13-45</b>	<b>.289</b>	<b>25-39</b>	<b>.641</b>	<b>20</b>	<b>88</b>	<b>108</b>	<b>2.3</b>	<b>70-1</b>	<b>107</b>	<b>47</b>	<b>2</b>	<b>32</b>	<b>190</b>	<b>4.0</b>



## SEASON/CAREER HIGHS

### Points

Season 13 at Utah State (1/16/21)

### Rebounds

Season 4 at Air Force (1/22/21)

### Assists

Season 5 at Air Force (1/22/21)

### Field Goals

Season 6 at Utah State (1/16/21)

### Field Goals Attempted

Season 8 at Utah State (1/16/21)

### Three-Point Field Goals

Season 1 at Air Force (1/22/21)  
1 vs. Nevada (1/7/21)  
1 vs. UC Irvine (11/27/20)

### Three-Point FG Attempted

Season 2 at Air Force (1/22/21)  
2 vs. UC Irvine (11/27/20)

### Free Throws

Season 4 vs. St. Katherine (12/2/20)

### Free Throws Attempted

Season 4 vs. St. Katherine (12/2/20)

### Steals

Season 5 at Utah State (1/16/21)

### Blocked Shots

Season 1 vs. Pepperdine (12/6/20)

### Minutes Played

Season 25:38 at Air Force (1/22/21)



# 5 • LAMONT BUTLER

GUARD • 6-2 • 200 • FRESHMAN - HS  
MORENO VALLEY, CALIF. (RIVERSIDE POLY HIGH)

### Quick Hits

- Rated a four-star recruit by ESPN and three-star talent by Rivals.com and 247Sports.com.
- Named one of the class of 2020's top-50 point guards nationally by ESPN (No. 30).
- Compiled 91 wins in his high school career, culminating in a 27-7 record in 2019-20 including going 12-0 in Ivy League play and winning the conference championship.
- Named Ivy League Most Valuable Player as a senior, as well as a second-team Cal-Hi Sports All-State performer.
- A four-time All-Ivy League and All-State performer and three-time all-county and All-CIF selection, following his sophomore, junior and senior seasons.
- Twice, following his sophomore and senior seasons, reached the CIF Championship game.
- Earned Riverside Kiwanis Tournament MVP as a sophomore, junior and senior.
- Passed NBA Hall of Famer Reggie Miller as Poly's all-time leading scorer with more than 1,800-career points, shooting .432 (642-of-1,485) from the floor, with 559 assists and 271 steals.

### Season Highlights

- Made his collegiate debut vs. No. 22/21 UCLA (11/25) playing 2:06 minutes.
- Scored first bucket of his career, a 3-pointer, finished with five points and dished out his first assist vs. UC Irvine (11/27).
- Knocked down all four FT shots en route to a season-high six points and snatched the first three rebounds of his college career.
- Against Pepperdine (12/6) had the first block of his career.
- Recorded two assists at Arizona State (12/10), the first multi-assist game of his career.
- Established career-bests at Utah State (1/16) with 13 points, 6 FG, 8 FGA. 5 steals & 25 minutes.

### Trending

- Is the only freshman to appear in all 15 games this year and earned his first two starts at Air Force (1/22 & 1/24).
- Has one or fewer turnovers in 11-of-15 games this season.
- Is averaging 11.1 points, 4.3 rebounds, 2.3 assists and 2.3 steals per 40 minutes played.
- Butler's 13 pts at Utah State (1/16) are the most by a San Diego State true freshman since Matt Mitchell score 17 points at Air Force on Feb. 21, 2018 and is one of three freshman to reach those statistics in a game this year.
- Had a five-game streak of one turnover or less snapped vs. Brigham Young (12/18).
- Combine his 13 pts & 5 steals at Utah State (1/16) and he is just the three San Diego State true freshman to have at least that many point and steals in a game since the start of the 1996-97 season (Kyle Spain & Richie Williams in 2005-06).
- Is the first Aztec true freshman to start back-to-back games since Nathan Mensah on Match 15 & 16 in 2018-19 (45 games) and is just the third freshman in the last four seasons to start a game for SDSU (Matt Mitchell & Nathan Mensah).
- Is the only player to compile at least 13 points & 5 five rebounds off the bench (at Utah State on 1/16) for SDSU, regardless of class, in the last 25 years.
- In his last three games has averaged 7.3 pts, 2.7 steals & 2.3 assists.

### 2020-21 GAME-BY-GAME STATISTICS

Opponent	GS	MP	FG	3FG	FT	O-D-R	PF	TP	A	TO	S	B
UCLA	2	0-0	0-0	0-0	0-0-0	1	0	0	0	0	0	0
UC Irvine	16	2-5	1-2	0-0	0-0-0	2	5	1	1	1	0	0
St. Katherine	14	1-1	0-0	4-4	1-2-3	3	6	1	0	1	0	0
Pepperdine	2	0-0	0-0	0-0	0-0-0	1	0	0	1	0	1	0
at Arizona State	12	1-4	0-1	0-0	0-3-0	0	2	2	1	1	0	0
BYU	5	0-1	0-0	0-0	0-0-0	0	0	1	2	0	0	0
vs. Saint Mary's	9	1-2	0-1	0-0	0-0-0	3	2	0	1	1	0	0
Colorado State	2	0-0	0-0	0-0	0-0-0	0	0	0	0	0	0	0
Colorado State	13	2-5	0-1	0-0	0-1-1	4	4	1	1	1	0	0
Nevada	9	1-2	1-1	0-0	0-1-1	1	3	0	1	0	0	0
Nevada	6	0-0	0-0	0-0	0-0-0	2	0	0	1	0	0	0
at Utah State	3	0-0	0-0	0-0	0-0-0	1	0	0	2	0	0	0
at Utah State	25	6-8	0-1	1-2	0-2-2	0	13	1	3	5	0	0
at Air Force	*	26	2-6	1-2	2-2-4	4	7	5	6	3	0	0
at Air Force	*	16	1-3	0-1	0-0	0-3-3	2	2	1	0	0	0
Wyoming												
Wyoming												
at New Mexico												
at New Mexico												
San Jose State												
San Jose State												
at Fresno State												
at Fresno State												
Boise State												
Boise State												
at UNLV (Postponed)												
at UNLV (Postponed)												

### MISCELLANEOUS STATS/SDSU RECORD

Category	2020-21 Season		Career	
	Games	SDSU W/L	Games	SDSU W/L
Double-Figure Scoring	1	0-1	1	0-1
Lead team in Scoring	0	0-0	0	0-0
Lead team in Rebounding	0	0-0	0	0-0
Lead team in Assists	0	0-0	0	0-0
Multiple Three-Pointers	0	0-0	0	0-0
One Turnover or Less	11	10-1	11	10-1
<b>Consecutive Games</b>	<b>Current</b>	<b>Long</b>		
Consecutive Games Played	15	15*		
Scoring A Point	3	3*		
One Turnover or Less	1	5		

\* - Denotes an active streak

## BUTLER CAREER STATISTICS

Year	G-GS	Min.-Avg.	FG-FGA	Pct.	3P-3PA	Pct.	FT-FTA	Pct.	OR	DR	Reb	Avg.	PF-D	AT	TO	BS	ST	Pts	Avg.
20-21	15-2	159-10.6	17-37	.459	3-10	.300	7-8	.875	3	14	17	1.1	24-0	13	20	1	13	44	2.9

## SEASON/CAREER HIGHS

### Points

Season 13 at Air Force (1/22/21)

### Rebounds

Season 1 at Air Force (1/22/21)  
1 vs. St. Katherine (12/2/20)

### Assists

Season 2 at Air Force (1/22/21)

### Field Goals

Season 5 at Air Force (1/22/21)

### Field Goals Attempted

Season 9 at Air Force (1/22/21)  
9 vs. St. Katherine (12/2/20)

### Three-Point Field Goals

Season 4 vs. St. Katherine (12/2/20)

### Three-Point FG Attempted

Season 8 vs. St. Katherine (12/2/20)

### Free Throws

Season

### Free Throws Attempted

Season

### Steals

Season 2 at Air Force (1/24/21)

### Blocked Shots

Season

### Minutes Played

Season 16:27 vs. St. Katherine (12/2/20)



# 10 • KEITH DINWIDDIE JR.

GUARD • 6-0 • 185 • FRESHMAN - HS  
LOS ANGELES, CALIF. (FAIRFAX SENIOR HIGH)

### Quick Hits

- Named a three-star recruit and one of the class of 2020's top-50 shooting guards nationally (No. 47) by Rivals.com.
- Following the 2019-20 season, he earned Western League Most Valuable Player honors as well as co-Player of the Year for both the All-City Open Division & All-CIF LA City Section.
- In two varsity seasons, as a junior and senior, his team went 53-8 overall, including 22-0 in Western League action which resulted in back-to-back league championships.
- As a junior, led his team to the Los Angeles City Section Open Division championship, the No. 5 ranking in the state and No. 22 in the nation.

### Season Highlights

- Made his college debut vs. UC Irvine (11/27) & after settling in knocked down 3 threes in just over a minute.
- Against St. Katherine (12/2) drained four 3-pointers for a season-best 12 points & pulled down his first rebound.
- Scored a season-high 13 pts (hoisting 9 shots in 13 minutes) and recorded the first two assists of his career at Air Force (1/22).

### Trending

- Made multiple threes in 3-fo-4 games this year in which he has attempted at least one trey.
- Returned to action at Air Force (1/22) after missing 6 games due to injury.
- Went 6-of-12 shots, including 3-of-7 from the bonus distance in 18 minutes in two games at Air Force.

## 2020-21 GAME-BY-GAME STATISTICS

Opponent	GS	MP	FG	3FG	FT	O-D-R	PF	TP	A	TO	S	B
UCLA		DNP										
UC Irvine	4	2-4	2-3	0-0	0-0-0	0	6	0	0	0	0	0
St. Katherine	16	4-9	4-8	0-0	0-1-1	1	12	0	1	0	0	0
Pepperdine		DNP										
at Arizona State		DNP										
BYU		DNP										
vs. Saint Mary's	2	0-0	0-0	0-0	0-0-0	0	0	0	0	0	0	0
Colorado State		INJ										
Colorado State		INJ										
Nevada		INJ										
Nevada		INJ										
at Utah State		DNP										
at Utah State		DNP										
at Air Force	13	5-9	3-6	0-0	1-0-1	0	13	2	0	0	0	0
at Air Force	5	1-3	0-1	0-0	0-0-0	0	2	1	0	2	0	0
Wyoming												
Wyoming												
at New Mexico												
at New Mexico												
San Jose State												
San Jose State												
at Fresno State												
at Fresno State												
Boise State												
Boise State												
at UNLV (Postponed)												
at UNLV (Postponed)												

## MISCELLANEOUS STATS/SDSU RECORD

Category	2020-21 Season Games	SDSU W/L	Career Games	SDSU W/L
Double-Figure Scoring	2	2-0	2	2-0
Led team in Scoring	0	0-0	0	0-0
Led team in Rebounding	0	0-0	0	0-0
Led team in Assists	0	0-0	0	0-0
Multiple Three-Pointers	2	2-0	2	2-0
One Turnover or Less	4	4-0	4	4-0

Consecutive Games	Current	Long
Consecutive Games Played	2	2*
Scoring A Point	2	2*
One Turnover or Less	5	5*

\* - Denotes an active streak

## DINWIDDIE JR. CAREER STATISTICS

Year	G-GS	Min.-Avg.	FG-FGA	Pct.	3P-3PA	Pct.	FT-FTA	Pct.	OR	DR	Reb	Avg.	PF-D	AT	TO	BS	ST	Pts	Avg.
20-21	5-0	40-8.0	12-25	.480	9-18	.500	0-0	.000	1	1	2	0.5	1-0	3	1	0	2	33	6.6

## SEASON/CAREER HIGHS

Points	
Season	35 vs. Brigham Young (12/18/20)
Career	35 vs. Brigham Young (12/18/20)

Rebounds	
Season	10 vs. Nevada (1/7/21)
Career	12 vs. New Mexico (2/11/20)

Assists	
Season	3 at Air Force (1/24/21)
	3 vs. Nevada (1/9/21)
	3 vs. Colorado State (1/2/21)
	3 vs. St. Katherine (12/2/20)
Career	9 vs. New Mexico (1/15/19)

Field Goals	
Season	17 vs. Brigham Young (12/18/20)
Career	12 vs. Brigham Young (12/18/20)

Field Goals Attempted	
Season	17 vs. Brigham Young (12/18/20)
Career	17 vs. Brigham Young (12/18/20)

Three-Point Field Goals	
Season	5 vs. Brigham Young (12/18/20)
Career	7 vs. Eastern Illinois (11/20/17)

Three-Point FG Attempted	
Season	9 vs. Brigham Young (12/18/20)
Career	11 vs. Eastern Illinois (11/20/17)

Free Throws	
Season	12 at Arizona State (12/10/20)
Career	12 at Arizona State (12/10/20)

Free Throws Attempted	
Season	15 at Arizona State (12/10/20)
Career	15 at Arizona State (12/10/20)

Steals	
Season	2 vs. Nevada (1/7/21)
	2 vs. Brigham Young (12/18/20)
	2 at Arizona State (12/10/20)
	2 vs. UC Irvine (11/27/20)
	2 vs. UCLA (11/25/20)
Career	5 at Boise State (2/16/20)

Blocked Shots	
Season	1 vs. Nevada (1/7/21)
	1 vs. Saint Mary's (12/22/20)
	1 vs. Pepperdine (12/6/20)
	1 vs. St. Katherine (12/2/20)
Career	3 vs. Air Force (2/3/18)

Minutes Played	
Season	34:54 vs. Colorado State (1/2/21)
Career	37 vs. Utah State (2/1/20)



# 11 • MATT MITCHELL

FORWARD • 6-6 • 235 • SENIOR - 3L

RIVERSIDE, CALIF. (ROOSEVELT HIGH)

2019-20 - first-team All-Mountain West (coaches), second-team All-Mountain West (media), second-team NABC All-District 17

2020-21 - Julius Erving Small Forward of the Year Watch List, Mountain West Player of the Week (11/30/20)

### Rankings

- **MW** - No. 5 - Free Throw Percentage (.821); No. 10 - Scoring (14.92/g); No. 13 - Defensive Rebounds (4.31/g); No. 19 - Rebounds (5.08/g)
- **NCAA** - No. 22 - Free Throws (69); No. 35 - Free Throw Attempts (84); No. 124 - Free Throw Percentage (.821); No. 254 - Points per Game (14.9); No. 252 - Points (194); No. 308 - Double Doubles (1)
- **SDSU CAREER** - No. 8 - Three-Point FG Attempts (424); No. 8 - Three-Point FG (154); No. 9 - Free Throw Percentage (.8057); No. 9 - Conference Victories (43); No. 13 - Victories (83); No. 12 - Points (1,279); No. 13 - Games Started (96); No. 12 - Points-Rebounds-Assists (1,969); No. 15 - Field Goal Attempts (928); No. 15 - Free Throws (307); No. 15 - Free Throw Attempts (381); No. 15 - Three-Point FG Percentage (.3632); No. 17 - Minutes (2,957); No. 19 - Games (112); No. 20 - Field Goals (409)

**SDSU SINGLE SEASON** - No. 2 - Free Throw Percentage (.873); No. 11 - Victories (30); No. 19 - Three-Point FG Percentage (.393)

### Quick Hits

- Returns as the team's leader in scoring (12.2 ppg), FG% (.468, min. 200 att.) & steals (34) and No. 2 in rebs (4.8/g), assists (55), blocks (11), FT% (.873), 3PT% (.393) & minutes (25.7).
- 34th player in program history to score 1,000 career points & has started 91-of-106 games
- Competed in the 100th collegiate game of his career in the season opener vs UCLA (11/25) & is the 33rd player in the program's Division I era to play in 100 games.
- Among active NCAA players his 1,279-career points rank No. 76, 112 games played rank No. 62, and .806 free throw percentage ranks No. 47.

### Season Highlights

- Competed in 100th collegiate game of his career in the 2020-21 season opener vs. No. 22/21 UCLA (11/25) where he led the team w/15 pts (SDSU is 22-1 when he scores at least 15 pts in a game).
- Moved into a tie for 23rd in the programs career scoring list with 11 pts vs. UC Irvine (11/27).
- Realized season-bests with three assists and 5 FTs vs. St. Katherine (12/2).
- Reached double figure scoring for the fourth time this season w/ 13 pts vs. Pepperdine (12/6) and pulled down a season-best five rebounds.
- At Arizona State (12/10) set career-bests going 12-of-15 from the line, which are the most in a game for a MW performer this year.
- Scored a career-high 35 points vs. Brigham Young (12/18) which in the Dutcher era (since 1999-00) equals the 3rd highest output in a game and the most since Malachi Flynn scored 36 at Nevada (2/22/20). It was also the most points scored by an Aztec in a home game in the same time frame.
- **His 35 points against Brigham Young are the most among MW performers in a game against a Division I team this season.**
- Grabbed a then season-high seven rebounds vs. Colorado State (1/2).
- Recorded the second double double of his career w/ 20 pts & a season-high 10 rebs vs. Nevada (1/7), also had season-best with 2 steals & 1 block in the game.
- Totaled 20 pts, 8 rebs and 3 assists to lead the team in all three categories vs. Nevada (1/9).
- Led the team with 2 assists & totaled 10 pts at Utah State (1/14), the 12th time this season he finished in double figures.
- Led team with 7 boards and added 10 pts at Air Force (1/24) after missing the first two games of his career.

### Trending

- Is 9 rebounds and 1 assist from becoming the third player in program history to compile 1,000 points, 500 rebounds, 200 assists and 100 steals. (Trey Kell & Winston Shepard).
- Has scored in double figures in each of his 13 games this season, for his career has done so on 70 occasions and SDSU is 56-17 in those contests.
- His 1,279 career points rank No. 12 on the program's career scoring list; with 15 more points will equal Billy White at No. 11 (1,294 pts).
- His 96 starts are the 13th most in the SDSU Division I era (1970-71).
- In the last five games in which he has appeared he has gone 28-of-33 from the line (.848) while averaging 14.4 pts and 7.8 rebounds in that time frame.
- Has multiple steals in five of 12 appearances this season and has at least one in nine games.
- **Has scored in double figure in all 13 games in which he as played this season, the longest streak of this kind of his career.**
- Missed the first two games of his college career at Utah State (1/16) & at Air Force (1/22).

### 2020-21 GAME-BY-GAME STATISTICS

Opponent	GS	MP	FG	3FG	FT	O-D-R	PF	TP	A	TO	S	B
UCLA	*	31	6-15	3-7	0-1	1-2-2	3	15	2	3	2	0
UC Irvine	*	25	3-8	1-4	4-4	1-3-4	1	11	2	0	2	0
St. Katherine	*	18	2-5	1-3	5-8	0-4-4	4	10	3	4	1	1
Pepperdine	*	32	4-10	0-2	5-6	2-3-5	3	13	0	4	1	1
at Arizona State	*	26	1-7	0-4	12-15	0-5-5	3	14	2	3	2	0
BYU	*	31	12-17	5-9	6-7	1-2-3	3	35	2	2	2	0
vs. Saint Mary's	*	26	1-4	1-2	7-10	0-4-4	3	10	2	2	0	1
Colorado State	*	35	5-14	1-4	3-3	2-5-7	2	14	3	5	1	0
Colorado State	*	33	4-5	2-3	2-3	0-5-5	4	12	2	2	1	0
Nevada	*	34	5-12	1-3	9-10	1-9-10	2	20	0	4	2	1
Nevada	*	32	4-7	1-2	11-11	1-7-8	3	20	3	2	0	0
at Utah State	*	26	4-11	1-2	1-2	0-2-2	2	10	2	5	0	0
at Utah State												
at Air Force												
at Air Force		14	2-4	2-2	4-4	2-5-7	2	10	3	1	0	0
Wyoming												
Wyoming												
at New Mexico												
at New Mexico												
San Jose State												
San Jose State												
at Fresno State												
at Fresno State												
Boise State												
Boise State												
at UNLV (Postponed)												
at UNLV (Postponed)												

### MISCELLANEOUS STATS/SAN DIEGO STATE RECORD

Category	2020-21 Season Games	SDSU W/L	Career Games	SDSU W/L
Double-Figure Scoring	13	10-3	70	53-17
15-Point Games	4	3-1	26	24-2
20-Point Games	3	2-1	11	10-1
Lead SDSU in Scoring	4	3-1	17	13-4
Lead SDSU in Rebounding	4	3-1	18	13-5
Lead SDSU in Assists	3	1-2	8	3-5
Multiple Steals	5	4-1	27	24-3
One Turnover or Less	2	2-0	35	27-8

Consecutive Games	Current	Long
Double-Figure Scoring	13	13*
Consecutive Games Played	1	111
Without Fouling Out	27	27*
With A Steal	-	9
One Turnover or Less	1	3

\* - Denotes an active streak

## MITCHELL CAREER STATISTICS

Year	G-GS	Min.-Avg.	FG-FGA	Pct.	3P-3PA	Pct.	FT-FTA	Pct.	OR	DR	Reb	Avg.	PF-D	AT	TO	BS	ST	Pts	Avg.
17-18	33-32	874-26.5	116-258	.450	49-137	.358	65-85	.765	24	107	131	4.0	82-3	57	66	8	36	346	10.5
18-19	34-33	898-26.4	115-284	.405	42-128	.328	77-102	.755	18	122	140	4.1	96-4	61	67	7	23	349	10.3
19-20	32-19	823-25.7	125-267	.468	44-112	.393	96-110	.873	34	120	154	4.8	91-1	55	54	11	34	390	12.2
20-21	13-12	362-27.8	53-119	.445	19-47	.404	69-84	.821	10	56	66	5.1	35-0	26	37	4	14	194	14.9
<b>TOTAL</b>	<b>112-96</b>	<b>2,957-26.4</b>	<b>409-928</b>	<b>.441</b>	<b>154-424</b>	<b>.363</b>	<b>307-381</b>	<b>.806</b>	<b>86</b>	<b>405</b>	<b>491</b>	<b>4.4</b>	<b>304-8</b>	<b>199</b>	<b>224</b>	<b>30</b>	<b>107</b>	<b>1,279</b>	<b>11.4</b>



## SEASON/CAREER HIGHS

### Points

Season 3 at Air Force (1/22/21)

### Rebounds

Season 2 at Air Force (1/22/21)

### Assists

Season

### Field Goals

Season 1 at Air Force (1/22/21)  
1 vs. St. Katherine (12/2/20)

### Field Goals Attempted

Season 3 vs. St. Katherine (12/2/20)

### Three-Point Field Goals

Season 1 at Air Force (1/22/21)

### Three-Point FG Attempted

Season 1 at Air Force (1/22/21)  
1 vs. St. Katherine (12/2/20)  
1 vs. UC Irvine (11/27/20)

### Free Throws

Season

### Free Throws Attempted

Season

### Steals

Season

### Blocked Shots

Season

### Minutes Played

Season 9:00 at Air Force (1/22/21)



# 12 • CHE EVANS

FORWARD • 6-5 • 210 • FRESHMAN - HS  
PHILADELPHIA, PA. (NEUMANN-GORETTI HIGH)

### Quick Hits

- Pronounced shay.
- A four-star recruit by ESPN and Scout.com, and three-star talent by Rivals.com and 247Sports.com
- Named one of the class of 2020's top-50 small forwards nationally by ESPN (No. 45), Rivals.com (No. 49) and 247Sports.com (No. 38).
- As a senior was a member of the Neumann-Goretti team which posted a 24-4 record, 14-2 in conference play and won the Philadelphia Catholic League championship.
- As a junior, while attending Dulaney High School in Baltimore, Md., averaged 20.5 points, eight rebounds and six assists per game and led the team to the Class 4A North Region championship.

### Season Highlights

- Made his college debut vs. UC Irvine (11/27) playing 2+ minutes.
- Played a season-high five minutes, score his first points & grabbed his first rebound vs. St. Katherine (12/2).
- Picked up his first career assists vs. Saint Mary's (12/22).
- Knocked down the first 3-pt of his career and set career-highs with two rebounds and three points in a season-high 9 minutes.

### Trending

- Appeared in back-to-back games at Air Force, for the second time in his career, and averaged 6.5 minutes per game.

## 2020-21 GAME-BY-GAME STATISTICS

Opponent	GS	MP	FG	3FG	FT	O-D-R	PF	TP	A	TO	S	B
UCLA		DNP										
UC Irvine	3	0-1	0-1	0-0	0-0-0	1	0	0	0	0	0	0
St. Katherine	5	1-3	0-1	0-0	0-1-1	0	2	0	0	0	0	0
Pepperdine		DNP										
at Arizona State		DNT										
BYU		DNP										
vs. Saint Mary's	1	0-0	0-0	0-0	0-0-0	0	0	1	1	0	0	0
Colorado State		DNP										
Colorado State		DNP										
Nevada		DNP										
Nevada		DNP										
at Utah State		DNP										
at Utah State	9	1-1	1-1	0-0	0-2-2	0	3	0	2	0	0	0
at Air Force	4	0-1	0-0	0-0	0-0-0	0	0	0	0	0	0	0
at Air Force												
Wyoming												
Wyoming												
at New Mexico												
at New Mexico												
San Jose State												
San Jose State												
at Fresno State												
at Fresno State												
Boise State												
Boise State												
at UNLV (Postponed)												
at UNLV (Postponed)												

## MISCELLANEOUS STATS/SAN DIEGO STATE RECORD

Category	2020-21 Season		Career	
	Games	SDSU W/L	Games	SDSU W/L
Double-Figure Scoring	0	0-0	0	0-0
15-Point Games	0	0-0	0	0-0
Lead SDSU in Scoring	0	0-0	0	0-0
Lead SDSU in Rebounding	0	0-0	0	0-0
Lead SDSU in Assists	0	0-0	0	0-0
Multiple Steals	0	0-0	0	0-0
One Turnover or Less	4	4-0	4	4-0
<b>Consecutive Games</b>	<b>Current</b>		<b>Long</b>	
Consecutive Games Played	2		2*	
Without Fouling Out	5		5*	
Scoring A Point	-		1*	
One Turnover or Less	1		3	

\* - Denotes an active streak

## EVANS CAREER STATISTICS

Year	G-GS	Min.-Avg.	FG-FGA	Pct.	3P-3PA	Pct.	FT-FTA	Pct.	OR	DR	Reb	Avg.	PF-D	AT	TO	BS	ST	Pts	Avg.
20-21	5-0	23-4.6	2-6	.333	1-3	.333	0-0	.000	0	3	3	0.6	1-0	1	3	0	0	5	1.0

## SEASON/CAREER HIGHS

### Points

Season 4 at Air Force (1/24/21)

### Rebounds

Season 2 at Air Force (1/24/21)

### Assists

Season

### Field Goals

Season 2 at Air Force (1/24/21)

### Field Goals Attempted

Season 3 at Air Force (1/24/21)

### Three-Point Field Goals

Season

### Three-Point FG Attempted

Season

### Free Throws

Season 1 at Air Force (1/22/21)

### Free Throws Attempted

Season 2 at Air Force (1/24/21)

### Steals

Season

### Blocked Shots

Season

### Minutes Played

Season 3:44 vs. St. Katherine (12/2/20)



# 14 • CADE ALGER

FORWARD • 6-9 • 190 • REDSHIRT FRESHMAN - TR  
RIPON, CALIF. (RIPON CHRISTIAN HIGH/SEATTLE U)

### Quick Hits

- Spent 2019-20 as a redshirt at Seattle U.
- As a high school senior averaged 18.0 points, 13.2 rebounds and 3.0 assists (according to MaxPreps.com) and finished his career with more than 1,000 points.
- Led his team to a 20-11 record, 10-2 in Trans Valley League (TVL) play, and a birth in the CIF state tournament in 2018-19 and a two-time first-team All-TVL selection.
- In his senior year (2018-19) was named a first-team Front Row Preps All-Region and CalHiSports.com All-State performer as well as D5 Scholar Athlete of the Year.
- As a junior, led team to the CIF Sac-Joaquin Division 6 Section championship, was named *Modesto Bee* All-District Team and earned the CIF Sac-Joaquin Sportsmanship Award.
- Named Ripon Christian's team MVP as a sophomore and senior.

### Season Highlights

- Made his college debut vs. UC Irvine (11/27) after redshirting at Seattle U in 2019-20.
- Saw a season-high 3:44 of court time vs. St. Katherine (12/2).
- Recorded his first collegiate points at Air Force (1/22).
- Scored a career-best 4 pts and grabbed the first two rebounds of his career at Air Force (1/24).

### Trending

- Scored in back-to-back games (at Air Force - 1/22 & 1/24) for the first time in his college career.
- Is shooting 75.0 percent (3-of-4) from the floor in the last two games.

## 2020-21 GAME-BY-GAME STATISTICS

Opponent	GS	MP	FG	3FG	FT	O-D-R	PF	TP	A	TO	S	B
UCLA												
UC Irvine	1	0-0	0-0	0-0	0-0-0	0	0	0	0	0	0	0
St. Katherine	4	0-0	0-0	0-0	0-0-0	0	0	0	0	1	0	0
Pepperdine												
at Arizona State												
BYU												
vs. Saint Mary's												
Colorado State												
Colorado State												
Nevada												
Nevada												
at Utah State												
at Utah State												
at Air Force	3	1-1	0-0	1-1	0-0-0	0	3	0	0	0	0	0
at Air Force	2	2-3	0-0	0-2	2-0-2	0	4	0	0	0	0	0
Wyoming												
Wyoming												
at New Mexico												
at New Mexico												
San Jose State												
San Jose State												
at Fresno State												
at Fresno State												
Boise State												
Boise State												
at UNLV (Postponed)												
at UNLV (Postponed)												

## MISCELLANEOUS STATS/SAN DIEGO STATE RECORD

Category	2020-21 Season		Career	
	Games	SDSU W/L	Games	SDSU W/L
Double-Figure Scoring	0	0-0	0	0-0
15-Point Games	0	0-0	0	0-0
Lead SDSU in Scoring	0	0-0	0	0-0
Lead SDSU in Rebounding	0	0-0	0	0-0
Lead SDSU in Assists	0	0-0	0	0-0
Multiple Three-Pointers	0	0-0	0	0-0
One Turnover or Less	4	4-0	4	4-0
<b>Consecutive Games</b>	<b>Current</b>	<b>Long</b>		
Consecutive Games Played	2	2*		
Without Fouling Out	4	4*		
Scoring A Point	2	2*		
At Least One Three-Pointer	-	-		
One Turnover or Less	4	4*		

\* - Denotes an active streak

## ALGER CAREER STATISTICS

Year	G-GS	Min.-Avg.	FG-FGA	Pct.	3P-3PA	Pct.	FT-FTA	Pct.	OR	DR	Reb	Avg.	PF-D	AT	TO	BS	ST	Pts	Avg.
20-21	4-0	10-2.5	3-4	.750	0-0	.000	1-3	.333	2	0	2	0.5	0-0	0	1	0	0	7	1.8

## SEASON/CAREER HIGHS

<b>Points</b>	28 vs. Colorado State (1/4/21)
<b>Career</b>	28 vs. Colorado State (1/4/21)

### Rebounds

<b>Season</b>	9 vs. Colorado State (1/4/21)
<b>Career</b>	9 vs. Colorado State (1/4/21)
	9 vs. UNLV (2/22/20)
	9 at New Mexico (1/29/20)

### Assists

<b>Season</b>	3 at Air Force (1/24/21)
	3 vs. Nevada (1/7/21)
	3 vs. Colorado State (1/4/21)
<b>Career</b>	3 at Air Force (1/24/21)
	3 vs. Nevada (1/7/21)
	3 vs. Colorado State (1/4/21)
	3 vs. Fresno State (3/6/19)
	3 vs. CSUN (1/1/19)

### Field Goals

<b>Season</b>	9 vs. Colorado State (1/4/21)
	9 at Arizona State (12/10/20)
<b>Career</b>	9 vs. Colorado State (1/4/21)
	9 at Arizona State (12/10/20)

### Field Goals Attempted

<b>Season</b>	17 at Air Force (1/24/21)
<b>Career</b>	17 at Air Force (1/24/21)

### Three-Point Field Goals

<b>Season</b>	8 vs. Colorado State (1/4/21)
<b>Career</b>	8 vs. Colorado State (1/4/21)

### Three-Point FG Attempted

<b>Season</b>	13 at Air Force (1/24/21)
<b>Career</b>	13 at Air Force (1/24/21)

### Free Throws

<b>Season</b>	6 vs. Saint Mary's (12/22/20)
<b>Career</b>	7 vs. Texas Southern (11/14/18)

### Free Throws Attempted

<b>Season</b>	6 vs. Saint Mary's (12/22/20)
<b>Career</b>	7 vs. Texas Southern (11/14/18)

### Steals

<b>Season</b>	3 at Utah State (1/14/21)
<b>Career</b>	4 vs. Jackson State (11/27/18)

### Blocked Shots

<b>Season</b>	1 at Utah State (1/16/21)
	1 vs. Nevada (1/7/21)
<b>Career</b>	1 - 10x, last at Utah State (1/16/21)

### Minutes Played

<b>Season</b>	34 at Utah State (1/14/21)
<b>Career</b>	37 at California (12/8/18)



# 20 • JORDAN SCHAKEL

**GUARD • 6-6 • 200 • SENIOR - 3L**

**TORRANCE, CALIF. (BISHOP MONTGOMERY HIGH)**

2019-20 - Continental Tires Las Vegas Invitational All-Tournament Team  
Mountain West Player of the Week (12/14/20)

### Rankings

- MW** - No. 1 - Three-Point FG Percentage (.426); No. 1 - Three-Point FGM (2.87/g); No. 12 - Scoring (13.80/g)
- NCAA** - No. 23 - Three-Point FG (43); No. 38 - Three-Point FG Percentage (.426); No. 38 - Three-Point FG Attempts (101); No. 39 - Three-Point FG per game (2.87/g); No. 196 - Points (207); No. 231 - Field Goal Attempts (153); No. 260 - Field Goals Made (68); No. 344 - Minutes (430:27)
- SDSU CAREER** - No. 1 - Free Throw Percentage (.8592); No. 3 - Three-point FG Percentage (.4129); No. 5 - Three-Point Field Goals (185); No. 6 - Three-Point FG Attempts (448); No. 15 - Conference Victories (38); No. 16 - Victories (78)
- SDSU SINGLE SEASON** - No. 6 - Three-Point FG Percentage - (.43.6 in 2020); No. 13 - Three-Point FG Percentage - (.41.5 in 2019); No. 11 - Victories (30); No. 11 - Three-Point Field Goals - (71 in 2020); No. 18 - Three-Point FG Attempts (163); No. 27 - Three-Point FG Percentage - (.38.3 in 2018)

### Quick Hits

- Pronounced SHACK-ul
- Entering 2020-21, 70.6 percent (142-of-201) of career buckets are from three-point range.
- Has hit multiple three pointers in 43 games in his career entering 2020-21 and the Aztecs are 35-8 in those games.
- A spot-up shooter who can get to the rim and has improved defensively.
- Entering 2020-21 has played 1,955 career minutes and committed just 41 turnovers (a 0.84 turnovers per 40 minutes played) and a better than 1.6:1 assist-to-turnover ratio.
- Reached double figure scoring in 20-of-32 games in 2019-20 after reaching that plateau 10 times in the previous two seasons (61 games).
- Among active Division I players, his .859 free throw percentage, .413 career three-point FG percentage & 185 three-point FGs rank No. 21, 31 & 71, respectively.

### Season Highlights

- Led team w/ 15 pts vs. No. 22/21 UCLA (11/25). In 31 double digit scoring games, SDSU is 28-3. Sank multiple threes for the 44th time (SDSU is 36-8 in those games).
- Vs. St. Katherine (12/2) paced the offense with 16 points and has a season-best two steals.
- Led the team, and had season-bests with five rebounds and 17 points vs. Pepperdine (12/6). It was the 11th time in his career he has scored 15 or more points and in those games, SDSU is 10-1.
- Set career-highs in points (25), FG (9) & FGA (15) at Arizona State (12/10).
- With 12 points vs. Saint Mary's (12/22) recorded his fifth double-digit scoring game of the season.
- Reached double digit scoring (12 pts.) vs. Colorado State (1/2) & equaled a season-high w/ two steals.
- Set career-highs with 28 points, including hitting a career-best 8 three pointers. The eight threes are the most by an Aztec player since Chase Tapley had eight at Baylor on Nov. 15, 2011 and tied for the second most in a game in school history.
- Led team in assists vs. Nevada (1/7); it was the first time this season and third of his career.
- Played a season-high 34 minutes at Utah State (1/14).
- Reached double figure scoring - 11 pts at Utah State (1/16) - for the 8th time this season.
- Led the team with 18 points at Air Force (1/22).
- His 24 pts at Air Force (1/24) led the team and set career-highs with 17 FGA & 13 3Pt-FGA.

### Trending

- In the two games at Air Force, averaged 21 pts while shooting 15-of-30 (.500) from the floor and 9-of-19 (.474) from the bonus distance.
- With 78 career wins, ranks No. 16 the programs career-wins list and against Saint Mary's (12/22) became the 34th player in program's DI era (1970-71) to appear in 100 contests.
- Entering the Wyoming series, 63.2 percent of his buckets this year are from the bonus distance (43-of-68) and for his career 68.7 percent of his scoring output had been from beyond the arc (185-of-269).
- At Utah State (1/16) made four two-point buckets and one three pointer. It marked just the second time this year (also vs. Pepperdine on 12/6) and eighth time, in 107 career games, that he made three-plus more two pointers than three pointers in a game.
- Has been the team's leading scorer in 7 of the 15 games this season.
- Has hit at least one three pointer in each contest in 2020-21, multiple threes in 10 games & three or more in 7 games and drained a career-best 8 vs. Colorado State (1/4).
- Has missed only 3 FTs this year (28-of-31) and in the last two seasons has missed only 6 (66-of-72 or 91.7 percent).
- Has progressively increased his scoring average in each of his four seasons.
- Needs to average 14.6 points over the next 11 games to become the 35th player in program history to reach the 1,000-point milestone.

### 2020-21 GAME-BY-GAME STATISTICS

Opponent	GS	MP	FG	3FG	FT	O-D-R	PF	TP	A	TO	S	B
UCLA	*	32	4-8	3-5	4-4	0-3-3	3	15	0	0	0	0
UC Irvine	*	24	1-7	1-5	0-0	0-2-2	2	3	1	1	1	0
St. Katherine	*	22	4-8	3-6	5-5	0-3-3	1	16	1	1	2	0
Pepperdine	*	31	6-12	1-6	4-5	1-4-5	0	17	0	2	1	0
at Arizona State	*	33	9-15	5-9	2-2	2-4-6	1	25	0	1	2	0
BYU	*	32	1-9	1-5	0-0	1-2-3	2	3	1	1	0	0
vs. Saint Mary's	*	28	2-6	2-5	6-6	0-2-2	0	12	0	1	1	0
Colorado State	*	28	4-11	4-9	0-0	0-5-5	5	12	1	1	2	0
Colorado State	*	28	9-12	8-11	2-2	0-9-9	4	28	3	2	2	0
Nevada	*	33	3-6	2-4	0-0	0-5-5	2	8	3	0	0	1
Nevada	*	31	2-10	1-6	2-3	2-2-4	2	7	2	0	0	0
at Utah State	*	34	3-10	2-6	0-0	0-3-3	1	8	1	0	3	0
at Utah State	*	23	5-9	1-5	0-0	0-3-3	4	11	0	1	0	1
at Air Force	*	24	7-13	3-6	1-2	2-0-2	0	18	1	0	1	0
at Air Force	*	28	8-17	6-13	2-2	0-2-2	1	24	3	1	0	0
Wyoming												
Wyoming												
at New Mexico												
at New Mexico												
San Jose State												
San Jose State												
at Fresno State												
at Fresno State												
Boise State												
Boise State												
at UNLV (Postponed)												
at UNLV (Postponed)												

### MISCELLANEOUS STATS/SAN DIEGO STATE RECORD

Category	2020-21 Season Games	SDSU W/L	Career Games	SDSU W/L
Double-Figure Scoring	10	8-2	40	35-5
15-Point Games	7	7-0	15	14-1
Led SDSU in Scoring	7	7-0	12	11-1
Led SDSU in Rebounding	1	1-0	8	7-1
Led SDSU in Assists	1	1-0	3	1-2
Multiple Three-Pointers	10	8-2	53	43-10
One Turnover or Less	13	9-4	97	70-27
<b>Consecutive Games</b>	<b>Current</b>	<b>Long</b>		
Consecutive Games Played	56	56*		
Without Fouling Out	7	29		
Scoring A Point	15	20		
At Least One Three-Pointer	15	15*		
One Turnover or Less	6	36		

\* - Denotes an active streak

## SCHAKEL CAREER STATISTICS

Year	G-GS	Min.-Avg.	FG-FGA	Pct.	3P-3PA	Pct.	FT-FTA	Pct.	OR	DR	Reb	Avg.	PF-D	AT	TO	BS	ST	Pts	Avg.
17-18	33-0	455-13.8	33-100	.330	27-78	.346	13-19	.684	18	50	68	2.1	66-1	19	9	3	12	106	3.2
18-19	28-16	651-23.3	63-141	.447	44-106	.431	37-44	.833	21	81	100	3.7	85-5	30	15	4	22	207	7.4
19-20	32-31	849-26.5	105-232	.453	71-163	.436	38-41	.927	22	88	110	3.4	66-1	18	17	2	27	319	10.0
20-21	15-15	433-28.9	68-153	.444	43-101	.426	28-31	.903	8	49	57	3.8	28-1	17	12	2	15	207	13.8
<b>TOTAL</b>	<b>108-62</b>	<b>2,388-22.1</b>	<b>269-626</b>	<b>.430</b>	<b>185-448</b>	<b>.413</b>	<b>116-135</b>	<b>.859</b>	<b>69</b>	<b>268</b>	<b>337</b>	<b>3.1</b>	<b>245-8</b>	<b>84</b>	<b>53</b>	<b>11</b>	<b>76</b>	<b>839</b>	<b>7.8</b>



## SEASON/CAREER HIGHS

### Points

Season	
Career	2 vs. Texas Southern (11/5/19)

### Rebounds

Season	1 vs. UC Irvine (11/27/20)
Career	1 vs. UC Irvine (11/27/20)

### Assists

Season	1 at Air Force (1/22/21)
	1 vs. St. Katherine (12/2/20)
Career	1 at Air Force (1/22/21)
	1 vs. St. Katherine (12/2/20)
	1 vs. New Mexico (2/11/20)
	1 vs. Cal Poly (12/28/19)

### Field Goals

Season	
Career	1 vs. Texas Southern (11/5/19)

### Field Goals Attempted

Season	1 vs. St. Katherine (12/2/20)
Career	2 vs. San Diego Christian (12/18/19)
	2 vs. Texas Southern (11/5/19)

### Three-Point Field Goals

Season	
Career	

### Three-Point FG Attempted

Season	
Career	1 vs. San Diego Christian (12/18/19)

### Free Throws

Season	
Career	1 vs. Cal Poly (12/28/19)

### Free Throws Attempted

Season	
Career	2 vs. Cal Poly (12/28/19)

### Steals

Season	1 at Air Force (1/22/21)
Career	1 vs. Texas Southern (11/5/19)

### Blocked Shots

Season	
Career	

### Minutes Played

Season	3:44 vs. St. Katherine (12/2/20)
Career	4 vs. San Diego Christian (12/18/19)



# 21 • JARED BARNETT

GUARD • 6-1 • 145 • SOPHOMORE - SQ  
PLAYA VISTA, CALIF. (WESTCHESTER HIGH)

### Quick Hits

- Competed in 10 games as a walk-on during the 2019-20 season.
- Was not part of the travel squad during his freshman season.
- As a senior in high school averaged 13.0 points, 6.0 assists and 3.0 rebounds (according to Max-Preps) and guided his team to a 24-5 record and a birth in the Los Angeles City Section finals in 2018-19.
- Earned second-team All-Western League honors his final year at Westchester High School.

### Season Highlights

- Made his season debut vs. UC Irvine (11/27) and grabbed his first collegiate rebound.
- In a season-high 3:44 vs. St. Katherine (12/2) picked up his first assist and attempted his first shot of the season.
- Picked up his first steals of the year at Air Force (1/22).

### Trending

- Appeared in back-to-back games at Air Force (1/22 & 1/24) for the fifth time in his career.

## 2020-21 GAME-BY-GAME STATISTICS

Opponent	GS	MP	FG	3FG	FT	O-D-R	PF	TP	A	TO	S	B
UCLA		DNP										
UC Irvine	1	0-0	0-0	0-0	0-1-1	0	0	0	1	0	0	0
St. Katherine	4	0-1	0-0	0-0	0-0-0	0	0	1	0	0	0	0
Pepperdine		DNP										
at Arizona State		DNT										
BYU		DNP										
vs. Saint Mary's		DNP										
Colorado State		INJ										
Colorado State		INJ										
Nevada		INJ										
Nevada		INJ										
at Utah State		DNP										
at Utah State		DNP										
at Air Force	4	0-0	0-0	0-0	0-0-0	0	0	1	1	1	0	0
at Air Force	2	0-0	0-0	0-0	0-0-0	0	0	0	1	0	0	0
Wyoming												
Wyoming												
at New Mexico												
at New Mexico												
San Jose State												
San Jose State												
at Fresno State												
at Fresno State												
Boise State												
Boise State												
at UNLV (Postponed)												
at UNLV (Postponed)												

## MISCELLANEOUS STATS/SAN DIEGO STATE RECORD

Category	2020-21 Season		Career	
	Games	SDSU W/L	Games	SDSU W/L
Double-Figure Scoring	0	0-0	0	0-0
15-Point Games	0	0-0	0	0-0
Lead SDSU in Scoring	0	0-0	0	0-0
Lead SDSU in Rebounding	0	0-0	0	0-0
Lead SDSU in Assists	0	0-0	0	0-0
Multiple Three-Pointers	0	0-0	0	0-0
One Turnover or Less	4	4-0	14	14-0
<b>Consecutive Games</b>	<b>Current</b>	<b>Long</b>		
Consecutive Games Played	2	3		
Without Fouling Out	14	14*		
Scoring A Point	-	1		
At Least One Three-Pointer	-	-		
One Turnover or Less	14	14*		

\* - Denotes an active streak

## BARNETT CAREER STATISTICS

Year	G-GS	Min.-Avg.	FG-FGA	Pct.	3P-3PA	Pct.	FT-FTA	Pct.	OR	DR	Reb	Avg.	PF-D	AT	TO	BS	ST	Pts	Avg.
19-20	10-0	16-1.6	1-6	.167	0-1	.000	1-2	.500	0	0	0	0.0	5-0	2	2	0	1	3	0.3
20-21	4-0	10-2.5	0-1	.000	0-0	.000	0-0	.000	0	1	1	0.3	1-0	2	3	0	1	0	0.0
<b>TOTAL</b>	<b>14-0</b>	<b>26-1.9</b>	<b>1-7</b>	<b>.143</b>	<b>0-1</b>	<b>.000</b>	<b>1-2</b>	<b>.500</b>	<b>0</b>	<b>1</b>	<b>1</b>	<b>0.1</b>	<b>6-0</b>	<b>4</b>	<b>5</b>	<b>0</b>	<b>2</b>	<b>3</b>	<b>0.2</b>

## SEASON/CAREER HIGHS

### Points

Season	10 vs. Pepperdine (12/6/20)
Career	11 at Ohio State (1/11/18)*

### Rebounds

Season	6 vs. St. Katherine (12/2/20)
Career	8 vs. Catholic University (12/12/17)*

### Assists

Season	3 vs. UC Irvine (11/27/20)
Career	3 vs. UC Irvine (11/27/20)

### Field Goals

Season	5 vs. Pepperdine (12/6/20)
Career	5 vs. Pepperdine (12/6/20)

### Field Goals Attempted

Season	7 at Utah State (1/16/21)
Career	7 at Utah State (1/16/21)

### Three-Point Field Goals

Season	1 vs. Colorado State (1/4/21)
	1 vs. Brigham Young (12/18/20)
Career	1 vs. UC Irvine (11/27/20)
	1 vs. Colorado State (1/4/21)
	1 vs. Brigham Young (12/18/20)
	1 vs. UC Irvine (11/27/20)
	1 vs. Rutgers (12/17/18)*
	1 vs. Minnesota (1/18/18)*
	1 at Michigan (1/15/18)*
	1 at Ohio State (1/11/18)*
	1 vs. Catholic University (12/12/17)*
	1 vs. Gardner-Webb (12/9/17)*
	1 vs. Jackson State (11/20/17)*

### Three-Point FG Attempted

Season	3 at Utah State (1/14/21)
	3 vs. UC Irvine (11/27/20)
Career	3 at Utah State (1/14/21)
	3 vs. UC Irvine (11/27/20)

### Free Throws

Season	2 at Air Force (1/22/21)
	2 at Utah State (1/14/21)
Career	4 at Ohio State (1/11/18)*

### Free Throws Attempted

Season	4 at Air Force (1/22/21)
Career	7 at Ohio State (1/11/18)*

### Steals

Season	3 vs. Pepperdine (12/6/20)
Career	3 vs. Pepperdine (12/6/20)

### Blocked Shots

Season	2 vs. Saint Mary's (12/22/20)
	2 vs. Saint Mary's (12/22/20)
Career	2 vs. Loyola Chicago (12/8/18)*
	2 vs. Wisconsin (2/4/18)*

### Minutes Played

Season	21 at Utah State (1/16/21)
Career	25 vs. Minnesota (1/18/18)*

\*-at Maryland



# 23 • JOSHUA TOMAIĆ

FORWARD • 6-9 • 230 • SENIOR - TR

LANZAROTE, CANARY ISLANDS, SPAIN (CANARIAS ACADEMY/MARYLAND)

### Quick Hits

- Pronounced toe-MY-itch
- When he initially signed with and competed for Maryland, he was reportedly the first Canarian to compete for an NCAA collegiate basketball program.
- Speaks Spanish, English, German and Croatian.
- Has a 7-1 wing span and can play with his back to the basket, step out and hit from long range as well as run the floor.
- A 2020 graduate of Maryland and has one season of eligibility.

### Season Highlights

- Made his SDSU debut vs. No. 22/21 UCLA (11/25) & in 15 minutes grabbed 3 rebs, had 1 assist and 1 steal along with 9 pts, his highest point total since he has 11 at Ohio State (1/11/18).
- Totaled a career-best three assists vs. UC Irvine (11/27).
- Had his best rebounding game of the season with 6 vs. St. Katherine (12/2).
- Reached double figure scoring with 10 pts. vs. Pepperdine (12/6). It was the first time he reached double digits since a game at Ohio State (1-11-18), where he set his career-high w/11.
- At Arizona State (12/10), had his second game of the season with more offensive than defensive boards (2 off, 0 def).
- Equaled a career-high with two blocks vs. Saint Mary's (12/22).
- Played a season-high 21 minutes at Utah State (1/16).
- Went 3-for-3 for 6 pts at Air Force (1/24).

### Trending

- In the Air Force series (1/22 & 1/24) averaged 5.0 pts (4-of-6 FG - .667), 3.5 rebs and 1.0 assts.
- In the first 15 games of this season he has 63 pts. versus 26 total points in 36 appearances in his final two seasons at Maryland (2018-19 & 2019-20) and eclipsing his point total from his freshman year where he appeared in 26 games.
- Per 40 minutes played this season, is averaging 11.5 points, 8.2 rebounds, 2.3 steals & 2.0 assists.
- His .473 FG percentage ranks No. 2 on the team among those with at least 50 FG attempts.
- Has 13 steals in 15 games this year after not recording a steal in 62 games at Maryland.
- Logged double-digit minutes in eight straight games, from Dec. 18, 2020-Jan. 16, 2021, the longest streak of his career.
- His 17 straight appearances (dating back to March 3, 2020) is the second longest games played streak of his career trailing a 23-game run from Dec. 7, 2017 to Nov. 6, 2018.
- Has 5 blocks in the last 9 games, after recording 4 in his previous 42 games.

## 2020-21 GAME-BY-GAME STATISTICS

Opponent	GS	MP	FG	3FG	FT	O-D-R	PF	TP	A	TO	S	B
UCLA	15	4-5	0-1	1-1	2-1-3	4	9	1	0	1	0	0
UC Irvine	17	2-4	1-3	0-0	0-1-1	3	5	3	3	1	0	0
St. Katherine	18	0-0	0-0	0-0	0-6-6	2	0	0	0	1	0	0
Pepperdine	14	5-6	0-1	0-0	1-4-5	4	10	0	1	2	0	0
at Arizona State	9	1-4	0-2	1-1	2-0-2	4	3	0	0	1	0	0
BYU	16	1-4	1-2	0-1	0-2-2	1	3	2	0	2	0	0
vs. Saint Mary's	15	2-3	0-0	0-0	0-2-2	3	4	1	1	0	2	0
Colorado State	16	2-3	0-0	0-0	0-3-3	2	4	0	0	1	1	1
Colorado State	16	1-2	1-1	1-2	2-1-3	3	4	1	2	1	1	1
Nevada	14	0-3	0-0	0-0	2-1-3	3	0	0	0	1	0	0
Nevada	12	1-3	0-0	0-0	0-1-1	2	2	1	1	0	0	0
at Utah State	12	1-5	0-3	2-2	2-2-4	1	4	0	1	1	0	2
at Utah State	21	2-3	0-2	1-2	1-2-3	4	5	0	0	0	0	0
at Air Force	9	1-3	0-0	2-4	3-2-5	5	4	1	1	0	0	0
at Air Force	17	3-3	0-0	0-0	2-0-2	1	6	1	0	0	1	0
Wyoming												
Wyoming												
at New Mexico												
at New Mexico												
San Jose State												
San Jose State												
at Fresno State												
at Fresno State												
Boise State												
Boise State												
at UNLV (Postponed)												
at UNLV (Postponed)												

## MISCELLANEOUS STATS/MARYLAND & SAN DIEGO STATE RECORD

Category	2020-21		Career	
	Games	SDSU W/L	Games	UM & SDSU W/L
Double-Figure Scoring	1	1-0	2	1-1
15+ Point Games	0	0-0	0	0-0
Lead Team in Scoring	0	0-0	0	0-0
Lead Team in Rebounding	0	0-0	2	2-0
Lead Team in Assists	1	1-0	1	1-0
10+ Rebound Games	0	0-0	0	0-0

Consecutive Games	Current	Long
Double Figure Scoring	-	1
With At Least One Assist	2	3
Played 30 or More Minutes	-	-
Consecutive Starts	-	1

\* - Denotes an active streak

## TOMAIĆ CAREER STATISTICS

Year	G-GS	Min.-Avg.	FG-FGA	Pct.	3P-3PA	Pct.	FT-FTA	Pct.	OR	DR	Reb	Avg.	PF-D	AT	TO	BS	ST	Pts	Avg.
17-18*	26-1	230-8.8	20-31	.645	7-15	.467	10-17	.588	17	30	47	1.8	21-0	8	10	6	0	57	2.2
18-19*	20-1	71-3.6	4-9	.444	0-1	.000	0-1	.000	5	11	16	0.8	11-0	0	5	3	0	8	0.4
19-20*	16-0	54-3.4	8-11	.727	0-2	.000	2-4	.500	4	4	8	0.5	12-0	0	0	1	0	18	1.1
20-21	15-0	219-14.6	26-55	.473	3-15	.200	8-13	.615	17	28	45	3.0	42-1	11	10	5	13	63	4.2
<b>TOTAL</b>	<b>77-2</b>	<b>575-7.5</b>	<b>58-106</b>	<b>.547</b>	<b>10-33</b>	<b>.303</b>	<b>20-35</b>	<b>.571</b>	<b>43</b>	<b>73</b>	<b>116</b>	<b>1.5</b>	<b>83-1</b>	<b>19</b>	<b>25</b>	<b>15</b>	<b>13</b>	<b>146</b>	<b>1.9</b>

\* - at Maryland

## SEASON/CAREER HIGHS

<b>Points</b>
Season
<b>Rebounds</b>
Season
<b>Assists</b>
Season
<b>Field Goals</b>
Season
<b>Field Goals Attempted</b>
Season
<b>Three-Point Field Goals</b>
Season
<b>Three-Point FG Attempted</b>
Season
<b>Free Throws</b>
Season
<b>Free Throws Attempted</b>
Season
<b>Steals</b>
Season
<b>Blocked Shots</b>
Season
<b>Minutes Played</b>
Season 1:00 vs. St. Katherine (12/2/20)



# 24 • TYLER BROUGHTON

GUARD • 6-4 • 190 • FRESHMAN - HS  
LADERA RANCH, CALIF. (TESORO HIGH)

### Quick Hits

- Twin brother Triston is a member of the San Diego State men's basketball team.
- A member of the 2019-20 practice squad, helping the team to a 30-2 record, its 12th MW crown and as high as a No. 4 ranking before ending the season at No. 6.
- As a high school senior (2018-19) led the team to the Sea View League (SVL) title averaging 12.0 points and 5.0 assists (according to MaxPreps.com) and named the SVL's Most Valuable Player.
- Competed in CIF Southern Section playoffs in each of his two varsity seasons (2017-18 & 2018-19).
- Competed in the North-South Orange County All-Star basketball game in 2019.
- Son of former NBA player Chris Mills.

### Season Highlights

- Made his career debut vs. St. Katherine (12/2) playing one minute.

### 2020-21 GAME-BY-GAME STATISTICS

Opponent	GS	MP	FG	3FG	FT	O-D-R	PF	TP	A	TO	S	B
UCLA												
UC Irvine												
St. Katherine	1	0-0	0-0	0-0	0-0-0	0	0	0	0	0	0	0
Pepperdine												
at Arizona State												
BYU												
vs. Saint Mary's												
Colorado State												
Colorado State												
Nevada												
Nevada												
at Utah State												
at Utah State												
at Air Force												
at Air Force												
Wyoming												
Wyoming												
at New Mexico												
at New Mexico												
San Jose State												
San Jose State												
at Fresno State												
at Fresno State												
Boise State												
Boise State												
at UNLV (Postponed)												
at UNLV (Postponed)												

### MISCELLANEOUS STATS/SAN DIEGO STATE RECORD

Category	2020-21 Season Games	SDSU W/L	Career Games	SDSU W/L
Double-Figure Scoring	0	0-0	0	0-0
15-Point Games	0	0-0	0	0-0
Lead SDSU in Scoring	0	0-0	0	0-0
Lead SDSU in Rebounding	0	0-0	0	0-0
Lead SDSU in Assists	0	0-0	0	0-0
Multiple Three-Pointers	0	0-0	0	0-0
One Turnover or Less	1	1-0	1	1-0
<b>Consecutive Games</b>	<b>Current</b>		<b>Long</b>	
Consecutive Games Played	-		1*	
Without Fouling Out	1		1*	
Scoring A Point	-		-	
At Least One Three-Pointer	-		-	
One Turnover or Less	1		1*	

## TYLER BROUGHTON CAREER STATISTICS

Year	G-GS	Min.-Avg.	FG-FGA	Pct.	3P-3PA	Pct.	FT-FTA	Pct.	OR	DR	Reb	Avg.	PF-D	AT	TO	BS	ST	Pts	Avg.
20-21	1-0	1-1.0	0-0	.000	0-0	.000	0-0	.000	0	0	0	0.0	0-0	0	0	0	0	0	0.0



## SEASON/CAREER HIGHS

<b>Points</b>	Season 18 vs. Saint Mary's (12/22/20)
Career 18 vs. Saint Mary's (12/22/20)	

<b>Rebounds</b>	Season 15 at Arizona State (12/10/20)
Career 15 at Arizona State (12/10/20)	

<b>Assists</b>	Season 2 vs. Colorado State (1/2/21)
Career 4 vs. San José State (3/2/19)	

<b>Field Goals</b>	Season 8 vs. Saint Mary's (12/22/20)
Career 8 vs. Saint Mary's (12/22/20)	

<b>Field Goals Attempted</b>	Season 12 at Arizona State (12/10/20)
Career 12 at Arizona State (12/10/20)	

<b>Three-Point Field Goals</b>	Season
Career	

<b>Three-Point FG Attempted</b>	Season 2 at Arizona State (12/10/20)
Career 2 at Arizona State (12/10/20)	

<b>Free Throws</b>	Season 8 vs. Nevada (1/7/21)
Career 8 vs. Nevada (1/7/21)	

<b>Free Throws Attempted</b>	Season 10 vs. Nevada (1/7/21)
Career 10 vs. Nevada (1/7/21)	

<b>Steals</b>	Season 3 at Utah State (1/14/21)
Career 3 at Utah State (1/14/21)	

<b>Blocked Shots</b>	Season 6 vs. Saint Mary's (12/22/20)
Career 6 vs. Saint Mary's (12/22/20)	

<b>Minutes Played</b>	Season 27:57 vs. Nevada (1/9/21)
Career 32 vs. Utah State (2/9/19)	



# 31 • NATHAN MENSAH

FORWARD • 6-10 • 230 • JUNIOR - 2L  
LABADI, ACCRA, GHANA (FINDLEY PREP (NEV.))

### Rankings

- **MW** - No. 2 - Blocked Shots (1.73/g); No. 6 - Defensive Rebounds (4.73/g); No. 7 - Rebounds (7.00/g); No. 8 - Offensive Rebounds (2.27/g)
- **NCAA** - No. 34 - Blocks (26); No. 55 - Blocks per Game (1.73); No. 86 - Rebounds (105); No. 150 - Double Doubles (2); No. 165 - Free Throw Attempts (61); No. 174 - Rebounds per game (7.00); No. 185 - Offensive Rebounds per Game (2.27); No. 250 - Defensive Rebounds per game (4.73); No. 321 - Free Throws Made (37)
- **SDSU CAREER** - No. 10 - Blocked Shots (87)

### Quick Hits

- Pronounced MEN-sa
- Started 33 straight games over two seasons before an injury ended his 2019-20 season.
- MW Ranking in 2018-19: 5th in blocks, 10th in offensive rebounds & 16th in rebounds.
- In 2018-19, his 187 total rebounds and 39 blocks rank eighth and fourth, respectively, in SDSU's Division I freshman history.
- Was on pace to set career-high in nearly every statistical category before his season came to an end after 13 games in 2019-20.

### Season Highlights

- Made his first appearance since Dec. 18, 2019 & led the team w/ 7 rebs. vs. No. 22/21 UCLA (11/25) and hoisted the first three-pointer of his career.
- Scored a then season-high 9 pts. (4-of-7 FG & 1-of-3 FT) vs. UC Irvine (11/27).
- Vs. St. Katherine (12/2), was an efficient on 3-of-6 FG & 3-of-4 FT for 9 points and led the team in rebounds (7) for the second time this season.
- Enjoyed the best game of his career with 17 pts & 15 rebs at Arizona State (12/10) also blocked a season-high three shots.
- Recorded a career-high 18 points vs. Saint Mary's (12/22) on 8-of-9 shooting from the floor and 2-of-2 from the line and blocked a career-best 6 shots.
- His 15 boards at Arizona State and 6 blocked shots vs. Saint Mary's (12/22) are the most for any player in the MW this season.
- Scored in double figures, 11 pts vs. Colorado State (1/4), for the third time in five games and in those games his shooting .741 (20-of-27).
- Scored in double figures (16 pts vs. Nevada - 1/7) for the second game in a row & converted 8-of-10 free throws (both career-highs).
- Reached double figures (15 pts vs. Nevada - 1/9) for the third straight game.
- Led the team with 13 points & 9 rebounds at Utah State (1/14) setting a personal record of four straight games in double-figure scoring.
- Led the team in rebounds for the 8th time this season and reach double figure scoring, 13 pts at Air Force (1/22), for the seventh time this season.

### Trending

- Scored in double figures in the four games from Jan. 4 (vs. CSU) to Jan. 14 (at USU), the longest such streak in his college career & his 55 points over that span (13.8 ppg) are the highest four-game output of his career.
- Averages 12.3 rebounds per 40 minutes played for his career (381 rebs in 1,238 minutes).
- Has 23 blocked shots in the last 11 games (2.1/g), is averaging 1.7 per game this season and is one of two players in the MW who have recorded at least three blocks in a game this season (Utah State's Neemias Queta). Mensah has done it four times, in the last nine games.
- 87 career blocked shots rank No. 10 on the program's career list.
- His 44 total rebounds over the five games from Dec. 2 - Dec. 22 are the most in a five game stretch in his college career.
- His 1.40 career blocks per game ranks No. 45 among active Division I players.
- In two games at Air Force (1/22 & 1/24) went 6-of-8 (.750) from the floor while he averaged 9.0 pts & 5.0 rebs .
- Had a streak of 11 straight games with at least one block, from Dec. 2, 2020 to Jan. 16, 2021, which equaled his career-best streak from Nov. 13-Dec. 28, 2019.

## 2020-21 GAME-BY-GAME STATISTICS

Opponent	GS	MP	FG	3FG	FT	O-D-R	PF	TP	A	TO	S	B
UCLA	*	19	2-5	0-1	0-0	1-6-7	4	4	1	0	1	1
UC Irvine	*	19	4-7	0-0	1-3	3-2-5	2	9	1	0	1	0
St. Katherine	*	18	3-6	0-0	3-4	2-5-7	0	9	0	0	0	1
Pepperdine	*	21	2-4	0-0	2-2	2-4-6	2	6	0	1	1	1
at Arizona State	*	27	7-12	0-2	3-4	4-11-15	3	17	1	1	1	3
BYU	*	24	2-2	0-0	4-5	1-2-3	5	8	1	1	0	3
vs. Saint Mary's	*	25	8-9	0-0	2-2	3-10-13	2	18	1	2	0	6
Colorado State	*	24	1-3	0-0	2-4	1-3-4	1	4	2	0	0	1
Colorado State	*	24	5-6	0-0	1-4	3-5-8	4	11	0	2	0	3
Nevada	*	26	4-7	0-0	8-10	1-6-7	4	16	1	2	1	2
Nevada	*	28	6-11	0-0	3-6	4-2-6	1	15	1	2	1	1
at Utah State	*	25	6-9	0-0	1-2	3-6-9	1	13	1	5	3	2
at Utah State	*	21	1-5	0-0	1-5	2-3-5	2	3	0	1	0	1
at Air Force	*	16	5-6	0-0	3-5	3-4-7	4	13	0	3	1	0
at Air Force	*	14	1-2	0-0	3-5	1-2-3	1	5	0	4	0	1
Wyoming												
Wyoming												
at New Mexico												
at New Mexico												
San Jose State												
San Jose State												
at Fresno State												
at Fresno State												
Boise State												
Boise State												
at UNLV (Postponed)												
at UNLV (Postponed)												

## MISCELLANEOUS STATS/SAN DIEGO STATE RECORD

Category	2020-21 Season Games	SDSU W/L	Career Games	SDSU W/L
Double-Figure Scoring	7	6-1	17	15-2
15-Point Games	4	4-0	5	5-0
Double-Doubles	2	2-0	5	5-0
10-Rebounding Games	2	2-0	9	9-0
Lead SDSU in Scoring	2	1-1	3	2-1
Lead SDSU in Rebounding	8	6-2	22	17-5
Lead SDSU in Assists	0	0-0	0	0-0
One Turnover or Less	8	5-3	46	32-14

Consecutive Games	Current	Long
Double-Figure Scoring	-	4
Double-Figure Rebounding	-	2
Consecutive Games Played	15	47
Without Fouling Out	9	22
Scoring A Point	23	23*
One Turnover or Less	-	15

\* - Denotes an active streak

## MENSAH CAREER STATISTICS

Year	G-GS	Min.-Avg.	FG-FGA	Pct.	3P-3PA	Pct.	FT-FTA	Pct.	OR	DR	Reb	Avg.	PF-D	AT	TO	BS	ST	Pts	Avg.
18-19	34-20	642-18.9	72-133	.541	0-0	.000	46-65	.708	80	107	187	5.5	94-4	20	22	39	9	190	5.6
19-20	13-13	263-20.2	37-60	.617	0-0	.000	16-25	.640	27	62	89	6.8	30-0	4	14	22	10	90	6.9
20-21	15-15	332-22.1	57-94	.606	0-3	.000	37-61	.607	34	71	105	7.0	36-1	10	24	26	10	151	10.1
<b>TOTAL</b>	<b>62-48</b>	<b>1,238-20.0</b>	<b>166-287</b>	<b>.578</b>	<b>0-3</b>	<b>.000</b>	<b>99-151</b>	<b>.656</b>	<b>141</b>	<b>240</b>	<b>381</b>	<b>6.1</b>	<b>160-5</b>	<b>34</b>	<b>60</b>	<b>87</b>	<b>29</b>	<b>431</b>	<b>7.0</b>

## SEASON/CAREER HIGHS

### Points

Season

### Rebounds

Season

### Assists

Season

### Field Goals

Season

### Field Goals Attempted

Season

### Three-Point Field Goals

Season

### Three-Point FG Attempted

Season

### Free Throws

Season

### Free Throws Attempted

Season

### Steals

Season

### Blocked Shots

Season

### Minutes Played

Season



# 32 • DEREK MORHAR

GUARD • 6-5 • 165 • FRESHMAN - HS  
CALABASAS, CALIF. (CALABASAS HIGH)

### Quick Hits

- Pronounced MORE-har.
- Earned high school team's Most Valuable Player as a senior, averaging 17.6 points and 5.5 rebounds, and was twice named the team's Most Improved Player (as a sophomore and a junior).
- A first-team All-Marmonte League performer and Ventura County Basketball Coaches Association all-county selection as a senior.
- Won the Marmonte League championship as a junior, with a 7-1 conference record and competed in the CIF Southern Section playoffs.

## 2020-21 GAME-BY-GAME STATISTICS

Opponent	GS	MP	FG	3FG	FT	O-D-R	PF	TP	A	TO	S	B
UCLA												
UC Irvine												
St. Katherine												
Pepperdine												
at Arizona State												
BYU												
vs. Saint Mary's												
Colorado State												
Colorado State												
Nevada												
Nevada												
at Utah State												
at Utah State												
at Air Force												
at Air Force												
Wyoming												
Wyoming												
at New Mexico												
at New Mexico												
San Jose State												
San Jose State												
at Fresno State												
at Fresno State												
Boise State												
Boise State												
at UNLV (Postponed)												
at UNLV (Postponed)												

## MISCELLANEOUS STATS/SAN DIEGO STATE RECORD

Category	2020-21 Season		Career	
	Games	SDSU W/L	Games	SDSU W/L
Double-Figure Scoring	0	0-0	0	0-0
15-Point Games	0	0-0	0	0-0
Lead SDSU in Scoring	0	0-0	0	0-0
Lead SDSU in Rebounding	0	0-0	0	0-0
Lead SDSU in Assists	0	0-0	0	0-0
Multiple Three-Pointers	0	0-0	0	0-0
One Turnover or Less	0	0-0	0	0-0

Consecutive Games	Current	Long
Consecutive Games Played	-	-
Without Fouling Out	-	-
Scoring A Point	-	-
At Least One Three-Pointer	-	-
One Turnover or Less	-	-

## MORHAR CAREER STATISTICS

Year	G-GS	Min.-Avg.	FG-FGA	Pct.	3P-3PA	Pct.	FT-FTA	Pct.	OR	DR	Reb	Avg.	PF-D	AT	TO	BS	ST	Pts	Avg.
20-21	0-0	0-0.0	0-0	.000	0-0	.000	0-0	.000	0	0	0	0.0	0-0	0	0	0	0	0	0.0 0.0 0-0

## SEASON/CAREER HIGHS

### Points

Season	14 at Air Force (1/22/21)
Career	14 at Air Force (1/22/21)

### Rebounds

Season	7 vs. UC Irvine (11/27/20)
Career	6 vs. Nevada (1/18/20) 6 vs. Grand Canyon (11/13/19)

### Assists

Season	3 vs. Pepperdine (12/6/20)
Career	3 vs. Pepperdine (12/6/20) 3 at UNLV (3/14/19) 3 at Utah State (2/26/19) 3 at Colorado State (2/12/19)

### Field Goals

Season	5 at Air Force (1/22/21)
Career	5 at Air Force (1/22/21)

### Field Goals Attempted

Season	9 vs. UCLA (11/25/20)
Career	9 vs. UCLA (11/25/20) 9 at BYU (11/9/19)

### Three-Point Field Goals

Season	1 vs. Nevada (1/7/21) 1 vs. Pepperdine (12/6/20)
Career	1 vs. Nevada (1/7/21) 1 vs. Pepperdine (12/6/20) 1 vs. UNLV (1/26/19) 1 vs. New Mexico (1/15/19) 1 vs. Brown (12/29/18)

### Three-Point FG Attempted

Season	3 vs. Pepperdine (12/6/20)
Career	3 vs. Pepperdine (12/6/20)

### Free Throws

Season	4 at Air Force (1/22/21) 4 vs. UC Irvine (11/27/20)
Career	4 at Air Force (1/22/21) 4 vs. UC Irvine (11/27/20) 4 vs. Brown (12/29/18)

### Free Throws Attempted

Season	8 vs. UC Irvine (11/27/20)
Career	8 vs. UC Irvine (11/27/20)

### Steals

Season	3 at Air Force (1/22/21) 3 vs. Brigham Young (12/18/20)
Career	4 at Colorado State (2/12/19)

### Blocked Shots

Season	2 vs. Nevada (1/9/21)
Career	2 vs. Nevada (1/9/21) 2 vs. Utah State (3/7/20) 2 at UNLV (3/14/19) 2 at Utah State (2/26/19) 2 vs. Air Force (1/30/19) 2 vs. CSUN (1/1/19)

### Minutes Played

Season	25:45 vs. Pepperdine (12/6/20)
Career	26 at Utah State (2/26/19) 26 vs. Nevada (2/20/19)



# 33 • AGUEK AROP

FORWARD • 6-6 • 220 • JUNIOR - 2L  
OMAHA, NEB. (OMAHA SOUTH HIGH)

### Quick Hits

- Pronounced uh-GWUK uh-ROPE
- Appeared in 53 games, all off the bench, in his first two years.
- Totaled 133 rebounds in his first two seasons (671 minutes) for an average of 7.93 boards per 40 minutes played.
- Named the 2016 Nebraska Gatorade Player of the Year after leading Omaha South Prep to a Class A state title and a 28-1 record as a junior in high school.

### Season Highlights

- Got his first career start vs. No. 22/21 UCLA (11/25) where he equaled career bests with 4 FG & 9 FGA. Reached double figures for the first time in the last 39 games (10 pts. vs. New Mexico on 1-15-18).
- Led the team with 7 rebs. (3 Off, 4 Def). It was the first time in his 55-game career that he paced the team in the category for a game.
- Three assists led the team vs. Pepperdine (12/6), were a season-high and matched his career best.
- At Arizona State (12/10) had more offensive than defensive boards for the third time in four games.
- Set a season-best with three steals vs. Brigham Young (12/18).
- Nabbed more offensive than defensive rebounds (2-to-0) at Utah State.
- Returned to the starting line up at Utah State (1/16) after a four-game hiatus as a starter.
- Totaled a career-high 14 points and equaled a season-best with 3 steals at Air Force (1/22)

### Trending

- At Air Force (1/22 & 1/24) averaged 10.0 pts (7-of-9 FG, .778), totaled 5 offensive rebs, with 3 steals and a block.
- Since returning to the line up vs. Colorado State (1/4), a total of 7 games, has gone 14-of-23 (.609) from the floor after going 11-of-33 (.333) in his first six appearances this year.
- In 6-of-13 appearances this season he has recorded more offensive than defensive rebounds.
- In the last 33 games has 46 offensive & 37 defensive rebounds.
- Is the only player on the team with more offensive (20) than defensive rebounds (13) in 2020-21.

## 2020-21 GAME-BY-GAME STATISTICS

Opponent	GS	MP	FG	3FG	FT	O-D-R	PF	TP	A	TO	S	B
UCLA	*	24	4-9	0-2	2-2	3-1-4	2	10	1	0	0	0
UC Irvine	*	23	0-3	0-0	4-8	3-4-7	4	4	2	1	1	0
St. Katherine		INJ										
Pepperdine	*	26	3-7	1-3	1-2	3-1-4	3	8	3	1	2	0
at Arizona State	*	18	2-4	0-0	0-3	2-1-3	3	4	2	4	0	0
BYU	*	21	1-5	0-2	0-0	2-2-4	1	2	0	3	3	0
vs. Saint Mary's	*	19	1-5	0-1	0-0	0-0-0	0	2	1	0	0	0
Colorado State		DND										
Colorado State		6	1-2	0-0	0-0	0-0-0	3	2	0	2	1	0
Nevada		8	2-3	1-2	0-0	0-1-1	0	5	1	0	0	0
Nevada		15	3-4	0-0	0-0	0-0-0	2	6	0	0	1	2
at Utah State		20	1-4	0-2	0-1	2-0-2	2	2	0	2	0	0
at Utah State	*	13	0-1	0-0	0-0	0-3-3	3	0	1	1	1	0
at Air Force		10	5-5	0-0	4-6	2-0-2	1	14	0	0	3	1
at Air Force		11	2-4	0-0	2-2	3-0-3	3	6	0	1	0	0
Wyoming												
Wyoming												
at New Mexico												
at New Mexico												
San Jose State												
San Jose State												
at Fresno State												
at Fresno State												
Boise State												
Boise State												
at UNLV (Postponed)												
at UNLV (Postponed)												

## MISCELLANEOUS STATS/SAN DIEGO STATE RECORD

Category	2020-21 Season		Career	
	Games	SDSU W/L	Games	SDSU W/L
Double-Figure Scoring	2	2-0	4	3-1
15-Point Games	0	0-0	0	0-0
Led SDSU in Scoring	0	0-0	0	0-0
Led SDSU in Rebounding	2	1-1	2	1-1
Led SDSU in Assists	1	1-0	3	2-1
Multiple Steals	3	2-1	5	4-1
One Turnover or Less	9	8-1	50	35-15
Consecutive Games	Current	Long		
Consecutive Games Played	7	17		
Without Fouling Out	64	64*		
Scoring A Point	2	16		
One Turnover or Less	3	12		

\* - Denotes an active streak

## AROP CAREER STATISTICS

Year	G-GS	Min.-Avg.	FG-FGA	Pct.	3P-3PA	Pct.	FT-FTA	Pct.	OR	DR	Reb	Avg.	PF-D	AT	TO	BS	ST	Pts	Avg.
18-19	31-0	453-14.6	37-83	.446	3-15	.200	19-31	.613	34	49	83	2.7	48-1	30	26	18	17	96	3.1
19-20	22-0	218-9.9	32-64	.500	0-6	.000	5-8	.625	26	24	50	2.3	23-0	8	13	5	8	69	3.1
20-21	13-7	214-16.5	25-56	.446	2-12	.167	13-24	.542	20	13	33	2.5	27-0	11	15	3	12	65	5.0
<b>TOTAL</b>	<b>66-7</b>	<b>885-13.4</b>	<b>94-203</b>	<b>.463</b>	<b>5-33</b>	<b>.152</b>	<b>37-63</b>	<b>.587</b>	<b>80</b>	<b>86</b>	<b>166</b>	<b>2.5</b>	<b>98-1</b>	<b>49</b>	<b>54</b>	<b>26</b>	<b>37</b>	<b>230</b>	<b>3.5</b>



## SEASON/CAREER HIGHS

### Points

Season

### Rebounds

Season

### Assists

Season

### Field Goals

Season

### Field Goals Attempted

Season

### Three-Point Field Goals

Season

### Three-Point FG Attempted

Season

### Free Throws

Season

### Free Throws Attempted

Season

### Steals

Season

### Blocked Shots

Season

### Minutes Played

Season 1:00 vs. St. Katherine (12/2/20)



# 42 • TRISTON BROUGHTON

GUARD • 6-4 • 190 • FRESHMAN - HS  
LADERA RANCH, CALIF. (TESORO HIGH)

### Quick Hits

- Twin brother Tyler is a member of the San Diego State men's basketball team.
- A member of the 2019-20 practice squad, helping the team to a 30-2 record, its 12th MW crown and as high as a No. 4 ranking before ending the season at No. 6.
- Named an All-Sea View League performer as a sophomore, junior and senior.
- Helped lead the team to the Sea View League championship as a senior (2018-19) averaging 17.0 points, 6.0 rebounds and 4.0 assists per game.
- Competed in the CIF Southern Section playoffs in each of his three varsity seasons.
- Member of the championship team at the 2018 So Cal Elite Gary Raya Classic where he earned all-tournament honors.
- A three-year team captain.
- Son of former NBA player Chris Mills.

### Season Highlights

- Made his career debut vs. St. Katherine (12/2).

## 2020-21 GAME-BY-GAME STATISTICS

Opponent	GS	MP	FG	3FG	FT	O-D-R	PF	TP	A	TO	S	B
UCLA												
UC Irvine												
St. Katherine	1	0-0	0-0	0-0	0-0-0	0	0	0	0	0	0	0
Pepperdine												
at Arizona State												
BYU												
vs. Saint Mary's												
Colorado State												
Colorado State												
Nevada												
Nevada												
at Utah State												
at Utah State												
at Air Force												
at Air Force												
Wyoming												
Wyoming												
at New Mexico												
at New Mexico												
San Jose State												
San Jose State												
at Fresno State												
at Fresno State												
Boise State												
Boise State												
at UNLV (Postponed)												
at UNLV (Postponed)												

## MISCELLANEOUS STATS/SAN DIEGO STATE RECORD

Category	2020-21 Season		Career	
	Games	SDSU W/L	Games	SDSU W/L
Double-Figure Scoring	0	0-0	0	0-0
15-Point Games	0	0-0	0	0-0
Lead SDSU in Scoring	0	0-0	0	0-0
Lead SDSU in Rebounding	0	0-0	0	0-0
Lead SDSU in Assists	0	0-0	0	0-0
Multiple Three-Pointers	0	0-0	0	0-0
One Turnover or Less	1	1-0	1	1-0
<b>Consecutive Games</b>	<b>Current</b>	<b>Long</b>		
Consecutive Games Played	-	1*		
Without Fouling Out	1	1*		
Scoring A Point	-	-		
At Least One Three-Pointer	-	-		
One Turnover or Less	1	1*		

## TRISTON BROUGHTON CAREER STATISTICS

Year	G-GS	Min.-Avg.	FG-FGA	Pct.	3P-3PA	Pct.	FT-FTA	Pct.	OR	DR	Reb	Avg.	PF-D	AT	TO	BS	ST	Pts	Avg.
20-21	1-0	1-1.0	0-0	.000	0-0	.000	0-0	.000	0	0	0	0.0	0-0	0	0	0	0	0	0.0



### GAME 1

San Diego State 73  
No. 22/21 UCLA 58

Nov. 25, 2020 | San Diego, Calif.  
Viejas Arena | Att.: 0

**SAN DIEGO** — Mick Cronin might not be so eager to bring UCLA back to San Diego State anytime soon after his short-handed Bruins were given a rude welcome by the deep, disruptive Aztecs coached by old friend Brian Dutcher.

Matt Mitchell and Jordan Schakel scored 15 points apiece and SDSU used a suffocating defense and 3-point shots to humble 22nd-ranked UCLA 73-58 on Wednesday night in the season opener for both teams.

Mitchell and Schakel hit 3s early in the second half to open a 40-28 lead and the Aztecs dominated the rest of the way at empty Viejas Arena. Aguek Arop and Terrell Gomez scored 10 points each for San Diego State, which was 30-2 last season and expecting its highest seed ever in the NCAA Tournament before it was canceled due to the coronavirus pandemic.

UCLA, which played on SDSU's home court for the first time since December 1991, was without key players Jalen Hill and transfer Johnny Juzang. Chris Smith, the Bruins' only senior, committed his fourth foul midway through the second half and came out — and then fouled out with 4:47 to go. He scored 10 points, none after halftime.

Jaime Jaquez Jr. had 17 points for UCLA, and Cody Riley added 14 points and 12 rebounds.

The game was part of a multi-team event that also includes Pepperdine and UC Irvine. UCLA and SDSU had been scheduled to play in a bubble in Orlando, but it fell apart. Longtime pals Dutcher and Cronin quickly put together this event.

Mitchell and Schakel each hit three 3-pointers, and the Aztecs, picked to repeat as Mountain West Conference regular-season champions, went 9 of 23 from behind the arc.

The Bruins, who went 19-12 last year and were picked to win the Pac-12 this season, played well for the first eight minutes before SDSU's defense began to take its toll.

Mitchell hit a jumper to start an 8-0 run midway through the first half that gave the Aztecs a 23-19 lead. Joshua Tomicic made a jumper and fellow senior transfer Gomez hit two free throws before Nathan Mensah sank a baseline jumper.

UCLA ended a six-minute drought when Smith made a one-handed jumper.

Jaquez made a layup to pull the Bruins to 30-28 and was fouled, but missed the free throw. Arop hit a layup and two free throws in the final minute for a 34-28 halftime lead.

**QUOTABLE**

"I just think we have great depth," Dutcher said. "We used a lot of guys, 10 guys, and we don't drop off much. This might be as deep a team as we've ever had. UCLA was short-handed. They were missing two players, potentially two starters, so I just think we wore them down. We picked them up full court the entire game and I think we just wore them down to the point where maybe they were on tired legs by the end of the game."

UCLA	FG	3FG	FT	R	F	TP	A	TO	S	B	MP
Jaquez Jr. *	6-10	3-5	2-3	6	3	17	0	4	0	0	36
Riley *	3-7	0-0	8-13	12	3	14	1	3	1	0	31
Smith *	3-7	2-3	2-2	0	5	10	3	2	0	0	27
Campbell *	3-9	0-5	3-4	0	3	9	4	3	0	0	34
Bernard *	0-2	0-2	2-2	5	2	2	0	0	0	0	26
Singleton	2-6	2-5	0-0	1	1	6	1	1	0	0	26
Kyman	0-2	0-1	0-0	1	0	0	1	0	0	1	11
Nwuba	0-0	0-0	0-0	1	1	0	0	1	1	0	6
Clark	0-0	0-0	0-0	0	0	0	0	0	0	0	3
TEAM	2		1								
Totals	17-43	7-21	17-24	28	18	58	10	15	2	1	200

San Diego State	FG	3FG	FT	R	F	TP	A	TO	S	B	MP
Schakel *	4-8	3-5	4-4	3	3	15	0	0	0	0	32
Mitchell *	6-15	3-7	0-1	2	3	15	2	3	0	2	31
Arop *	4-9	0-2	2-2	4	2	10	1	0	0	0	23
Pulliam *	3-6	1-2	1-2	4	2	8	6	2	0	0	28
Mensah *	2-5	0-1	0-0	7	4	4	1	0	1	1	19
Gomez *	3-7	2-4	2-2	1	1	10	2	3	0	1	20
Tomicic	4-5	0-1	1-1	3	4	9	1	0	0	1	15
Johnson	1-2	0-0	0-0	3	0	2	2	0	1	0	13
Seiko	0-1	0-1	0-0	3	1	0	1	0	0	0	17
Butler	0-0	0-0	0-0	1	0	0	0	0	0	0	2
TEAM	4		2								
Totals	27-58	9-23	10-12	34	21	73	16	10	5	2	200

Halftime: San Diego State 34, UCLA 28. FG%: San Diego State 46.6, UCLA 39.5. 3FG%: San Diego State 39.1, UCLA 33.3. FT%: San Diego State 83.3, UCLA 70.5. Officials: Randy McCall, Verne Harris, Eric Curry. Technicals: none.



### GAME 2

San Diego State 77  
UC Irvine 58

Nov. 27, 2020 | San Diego, Calif.  
Viejas Arena | Att.: 0

**SAN DIEGO** — Keshad Johnson came off the bench to tally 14 points to carry San Diego State to a 77-58 win over UC Irvine on Friday.

Johnson scored 13 of his career-high 14 points in the second half on three 3-ptrs, also a career-best, a pair of free throws and a thunderous dunk. In addition to his point output the native of Oakland, Calif., had four rebounds and a steal.

After defeating No. 22/21 UCLA 73-58 two nights earlier, the Aztecs took a little time to get going against the Anteaters.

UC Irvine led by as many as three points four times in the first 17 minutes and San Diego State didn't get more than a one-point advantage until a Trey Pulliam three with 2:55 to play in the half. The hoop sparked a 9-0 run and sent the teams to the intermission with SDSU up 34-25.

Matt Mitchell scored seven of his 11 points in the game, in the first 20 minutes for San Diego State (2-0). Pulliam also finished the half with seven points. Aguek Arop added seven rebounds.

Returning to the floor after the break, the Aztecs pushed the lead to double digits in the first two minutes of the second half and never looked back. Within seven minute the lead was up to 25 and the game was completed with SDSU ahead by 19 points.

The third stingiest defense last season, allowing just 59.5 points per game, has picked up right where it left off giving up 58 points in each of its first two games.

Jordan Schakel scored only 3 points despite coming into the contest as the Aztecs' second leading scorer at 15.0 points per game. He shot 20% from behind the arc (1 of 5).

Brad Greene had 11 points and three assists for the Anteaters (0-2). Dawson Baker added 10 points. Collin Welp had 10 points.

UC Irvine	FG	3FG	FT	R	F	TP	A	TO	S	B	MP
Butler *	3-5	1-1	1-2	4	2	8	4	4	0	0	22
Welp *	4-5	1-1	1-2	4	2	10	1	1	0	0	23
Greene *	5-8	0-0	1-2	8	3	11	3	2	0	2	22
Lee *	0-2	0-2	0-0	2	2	0	2	4	0	0	22
Artest *	0-4	0-2	0-0	3	2	0	0	1	0	0	16
Henry	3-4	0-1	1-2	3	1	7	2	0	0	1	19
Baker	4-9	1-5	1-2	0	10	1	1	0	0	0	20
Johnson	1-2	0-0	1-2	2	4	3	0	2	1	2	6
Tshimanga	1-2	0-0	0-0	4	0	2	0	3	0	0	16
Davis	2-6	2-6	1-2	4	2	7	1	3	1	0	12
Ujadughele	0-1	0-0	0-0	0	0	0	0	1	0	0	16
Ruck	0-0	0-0	0-0	1	0	0	0	1	0	0	6
TEAM	3		2								
Totals	23-48	5-18	7-14	38	19	58	14	25	2	5	200

San Diego State	FG	3FG	FT	R	F	TP	A	TO	S	B	MP
Mitchell *	3-8	1-4	4-4	4	1	11	2	0	2	0	25
Mensah *	4-7	0-0	1-3	5	2	9	1	0	1	0	19
Arop *	0-3	0-0	4-8	7	4	4	2	1	1	0	23
Pulliam *	4-6	1-2	0-1	2	0	9	1	0	0	0	22
Schakel *	1-7	1-5	0-0	2	2	3	1	1	1	0	24
Johnson	4-8	3-5	3-4	4	0	14	0	1	1	0	17
Tomicic	2-4	1-3	0-0	1	3	5	3	3	1	0	17
Seiko	1-4	1-2	0-0	2	3	3	2	1	1	0	12
Gomez	2-5	2-5	2-2	0	0	8	1	1	2	0	16
Butler	2-5	1-2	0-0	0	2	5	1	1	1	0	16
Dinwiddie Jr.	2-4	2-3	0-0	0	6	0	0	0	0	0	4
Evans	0-1	0-1	0-0	0	1	0	0	0	0	0	3
Alger	0-0	0-0	0-0	0	0	0	0	0	0	0	1
Barnett	0-0	0-0	0-1	0	0	0	0	1	0	0	1
TEAM	3		0								
Totals	27-58	9-23	10-12	34	21	73	16	10	5	2	200

Halftime: San Diego State 34, UC Irvine 25. FG%: UC Irvine 47.9, San Diego State 40.3. 3FG%: San Diego State 40.8, UC Irvine 27.8. FT%: San Diego State 63.6, UC Irvine 50.0. Officials: Randy McCall, Eric Curry, Deldre Carr. Technicals: Russell Turner (UC Irvine coach).



### GAME 3

San Diego State 83  
St. Katherine 41

Dec. 2, 2020 | San Diego, Calif.  
Viejas Arena | Att.: 0

**SAN DIEGO** — San Diego State's recorded its third straight victory to open the 2020-21 season on Wednesday night defeating the University of St. Katherine Firebirds, 83-41, at Steve Fisher Court at Viejas Arena.

SDSU had four players in double-digits, led by Jordan Schakel, who posted game-highs of 16 points and four steals, while Terrell Gomez followed closely with 13 points, including 3-for-5 clip from beyond the arc. Gomez has 300 three-pointers for his career, which ranks second in the nation among active players.

Freshman Keith Dinwiddie Jr. finished with a career-high 12 points on four threes of his own and Matt Mitchell reached double figures for the 59th time in a Scarlet and Black uniform with 10 points.

SDSU outscored the undersized Firebirds by 16 points in the paint (26-10) as well as 11 points on the fast-break (15-4) to help key the victory. In addition, the Aztecs tallied 26 points off 17 Firebirds turnovers and maintained a 40-35 edge in rebounds, including a 36-27 edge on the defensive glass. The Aztecs bench finished with 29 points, marking the third time in as many games this season the bench has scored more than 20 points in a game.

Individually, Nathan Mensah led all players with seven rebounds, while Joshua Tomicic added six boards in the win.

Both SDSU and USK got off to a sluggish start, shooting a combined 13.3 percent from the floor (2-15) during the first four minutes and change, with each side making just one field goal.

After a pair of Mitchell free throws, the Firebirds (1-0) hit consecutive threes and forged their biggest lead of the game at 8-4. Shortly thereafter, Dinwiddie answered with the first of his four buckets, while Keshad Johnson followed with a dunk to put San Diego State on top 9-8.

The Firebirds moved back in front 11-9, at the 12:51 mark of the half, on a three pointer and less than a minute later, Johnson converted an old-fashioned three-point play, sparking the Aztecs' 39-2 outburst

Katherine was held to just five more points in the half, and the Aztecs held a 48-16 advantage at intermission.

SDSU continued to pad its lead in the second half, fashioning its biggest advantage of the evening at 79-30 after a three-pointer by Mitchell with 6:42 remaining.

St. Katherine	FG	3FG	FT	R	F	TP	A	TO	S	B	MP
Fleming *	1-7	1-4	0-0	2	3	3	1	2	0	0	25
Fields *	3-6	0-1	0-0	4	3	6	2	2	0	0	23
Robinson Jr. *	2-11	1-5	0-0	3	1	5	2	0	0	0	21
Coleman *	0-4	0-2	0-1	4	1	0	2	5	1	0	26
Hernandez Jr. *	4-9	4-7	0-0	4	1	12	1	2	0	0	23
Meza	0-2	0-2	0-0	2	3	0	2	1	0	0	14
Jackson	1-7	0-2	4-5	1	1	6	1	3	0	0	20
Stanford	0-1	0-0	0-0	3	2	0	0	1	0	0	9
Funk	0-0	0-0	0-0	2	1	0	1	0	0	0	11
Rhodes	2-5	1-2	2-2	2	1	7	1	0	0	0	12
Penn	0-2	0-0	0-0	2	0	0	0	0	1	0	10
Kleiner	1-2	0-1	0-0	0	2	2	0	1	0	0	3
Fukuda	0-0	0-0	0-0	0	0	0	0	0	0	0	1
Vu	0-0	0-0	0-0	0	0	0	0	0	0	0	1
TEAM	5		0								
Totals	14-56	7-26	6-8	34	19	41	13	17	2	0	200

San Diego State	FG	3FG	FT	R	F	TP	A	TO	S	B	MP
Mitchell *	2-5	1-3	5-8	4	4	10	3	4	1	1	18
Mensah *	3-6	0-0	3-4	7	0	9	0	0	0	1	18
Gomez *	5-7	3-5	0-0	3	3	13	2	0	1	0	23
Pulliam *	3-6	0-1	0-0	1	0	6	4	0	4	0	20
Schakel *	4-8	3-6	5-5	3	1	16	1	1	2	0	22
Johnson	4-6	0-2	1-1	5	1	9	2	1	0	1	19
Seiko	0-4	0-3	0-0	4	0	0	1	1	2	0	16
Butler	1-1	0-0	4-4	3	3	6	1	0	1	0	14
Dinwiddie Jr.	4-9	4-8	0-0	1	1	12	0	1	0	0	16
Tomicic	0-0	0-0	0-0	6	2	0	0	0	1	0	18
Evans	1-3	0-1	0-0	1	0	2	0	0	0	0	5
Alger	0-0	0-0	0-0	0	0	0	0	1	0	0	4
Barnett	0-1	0-0	0-0	0	0	1					



## GAME 4

### San Diego State 65 Pepperdine 60

Dec. 6, 2020 | San Diego, Calif.  
Viejas Arena | Att.: 0

**SAN DIEGO** – The San Diego State men's basketball team used a 24-4 run midway through the second half to erase a 16-point deficit and defeat the Pepperdine Waves, 65-60 on Sunday afternoon at Steve Fisher Court at Viejas Arena.

Jordan Schakel led the offense for the Aztecs (4-0) with 17 points, Matt Mitchell finished with 13 and Joshua Tomaic totaled 10 points.

Down 47-31 with 16:16 left in the game, Tomaic, Schakel and Mitchell combined to score 21 of the team's 24 points in a 12:37 span to erase the Waves (2-2) lead and forge a four-point advantage, which they would not relinquish en route to the five-point win.

San Diego State returns to action on Thursday, Dec. 10 at Arizona State. The Aztecs and Sun Devils are scheduled to tip off at 7 p.m. PT.

Pepperdine	FG	3FG	FT	R	F	TP	A	TO	S	B	MP
Edwards *	8-18	5-9	1-1	5	1	22	1	2	2	0	38
Chukwuka *	4-6	2-4	1-2	6	3	11	2	2	2	0	35
Altman *	1-5	0-1	1-2	4	4	3	2	1	0	1	30
Ross *	3-10	0-5	4-4	4	4	10	7	7	2	0	40
Smith *	6-9	0-1	0-1	0	5	12	2	3	0	0	26
Ball	1-3	0-1	0-0	1	2	2	0	0	0	0	11
Palk Jr.	0-2	0-0	0-0	2	4	0	0	1	0	0	14
Deng	0-1	0-0	0-0	0	0	0	0	0	0	0	6
TEAM				5							
<b>Totals</b>	<b>23-54</b>	<b>7-21</b>	<b>7-10</b>	<b>27</b>	<b>23</b>	<b>60</b>	<b>14</b>	<b>16</b>	<b>6</b>	<b>3</b>	<b>200</b>

**Halftime:** Pepperdine 34, San Diego State 20. **FG%:** Pepperdine 42.6, San Diego State 42.0. **3FG%:** Pepperdine 33.3, San Diego State 10.5. **FT%:** Pepperdine 70.0, San Diego State 67.7. **Officials:** Kevin Brill, Deron White, Mike O'Neill. **Technical:** Smith (Pepperdine).



## GAME 5

### San Diego State 80 Arizona State 68

Dec. 10, 2020 | Tempe, Ariz.  
Desert Financial Arena | Att.: 0

**TEMPE, Ariz.** - San Diego State was so worried about Arizona State's fast break, it sent three players back on defense after every miss, leaving its two big men to work the offensive glass.

Two against five turned out to be pretty good odds for the hard-working Aztecs.

Jordan Schakel scored 25 points, Nathan Mensah had 17 points and 15 rebounds, and No. 24 San Diego State dominated inside to beat No. 23 Arizona State 80-68 Thursday night.

"We sent the center and the power forward to the offensive glass and those guys did a great job on their own," Aztecs coach Brian Dutcher said. "It was a real key to the game."

The Sun Devils (3-2) got volume-scoring guard Alonzo Verge Jr. back after he missed two games during to COVID-19 contact tracing but were without forward Marcus Bagley due to a lower left leg injury suffered Saturday against Cal.

San Diego State (5-0) already had a size advantage inside, and Bagley's absence turned it into an even bigger strength.

The Aztecs outscored Arizona State 36-9 in the paint and had 17 second-chance points on 11 offensive rebounds against the smaller Sun Devils. San Diego State pulled away with an 18-2 run in the second half to stretch the nation's longest road winning streak to 13 straight games.

"It was probably our closest to a complete game," said Schakel, who shot 5 of 9 from 3. "We still have a long way to go, but it was nice to put that kind of game together this early in the season."

The Sun Devils were pushed to the perimeter most of the night by the bigger Aztecs and, despite a couple of nice runs, didn't make enough outside shots. Arizona State shot 34% and missed 11 straight shots during a key stretch in the second half.

Verge led the Sun Devils with 25 points. "Do we really care about how hard we've got to play? Do we know how hard we've got to play to beat a team like that?" Arizona State coach Bobby Hurley said. "There were a lot of examples of that tonight."

San Diego State took advantage, scoring 12 points off six offensive rebounds midway through the first half. The 6-10 Mensah had his way inside with 10 points and 10 rebounds in the first half to give the Aztecs a 35-33 lead.

Arizona State missed 11 of its first 15 shots before finding a better offensive rhythm and cleaned up the defensive glass better to rally from an early 12-point deficit.

The Sun Devils struggled against San Diego State's defensive pressure early in the second half and began turning the ball over, leading to a series of transition baskets during a 13-0 Aztecs run. Arizona State had a stretch of eight minutes without a field goal as San Diego State extended the lead to 59-45.

San Diego State	FG	3FG	FT	R	F	TP	A	TO	S	B	MP
Mitchell *	1-7	0-4	12-15	5	3	14	2	3	2	0	26
Mensah *	7-12	0-2	3-4	15	3	17	1	1	1	3	27
Arop *	2-4	0-0	0-3	3	3	4	2	4	0	0	18
Pulliam *	3-8	1-2	0-0	1	4	7	2	1	1	0	29
Schakel *	9-15	5-9	2-2	6	1	25	0	1	2	0	33
Tomaic	1-4	0-2	1-1	2	4	3	0	0	1	0	8
Seiko	1-2	0-1	0-0	3	0	2	1	0	0	0	21
Gomez	2-5	2-4	0-0	0	2	6	4	1	0	0	25
Butler	1-4	0-1	0-0	3	0	2	2	1	1	0	12
TEAM				6							
<b>Totals</b>	<b>27-61</b>	<b>8-25</b>	<b>18-25</b>	<b>44</b>	<b>20</b>	<b>80</b>	<b>14</b>	<b>12</b>	<b>8</b>	<b>3</b>	<b>200</b>

**Halftime:** San Diego State 35, Arizona State 33. **FG%:** San Diego State 44.3, Arizona State 34.5. **3FG%:** Arizona State 38.2, San Diego State 32.0. **FT%:** San Diego State 72.0, Arizona State 68.2. **Officials:** David Hall, Mike Reed, Eric Curry. **Technical:** Christopher, J. (Arizona State).



## GAME 6

### Brigham Young 72 San Diego State 62

Dec. 18, 2020 | San Diego, Calif.  
Viejas Arena | Att.:

**SAN DIEGO** – In a normal visit to San Diego State, the BYU Cougars would have to face a trash-talking student section and a sellout crowd of 12,414 at Viejas Arena.

Not this time. Because of COVID-19, Viejas Arena was empty Friday, which allowed the Cougars to focus strictly on the No. 18 Aztecs.

Alex Barcello scored 22 points and Brandon Averette hit a huge 3-pointer with 51 seconds left for BYU, which blew a 17-point lead before beating San Diego State 72-62 despite Matt Mitchell's career-high 35 points.

Playing in the empty arena, without the taunts of The Show, made a huge difference for the Cougars, who are still reviled even though the teams haven't been in the same conference for a decade.

BYU used its size advantage and effective offense to take a 35-20 half-time lead before hanging on in the second half.

Mitchell was remarkable in scoring 26 points in the second half. He spurred a 14-0 run with three 3-pointers and then had a steal and dunk that tied it 61.

But BYU (7-2) regained control and handed San Diego State (5-1) its first loss. The Aztecs won their first 26 games last season and were the nation's last undefeated team en route to a 30-2 record.

After Matt Haarms made a baseline jumper for a 63-61 BYU lead, Mitchell made one of two free throws. Averette then hit a 3 from straight on to put BYU up 66-62 with 51 seconds left.

"We've been doing this so long that can't you just picture that 3?" Pope said. "We beat them without The Show in here, and I don't know if we'd beat them with the Show in here. It's just different. But can't you just hear the gym? Like they're coming back, people are tearing their clothes off and going crazy and on fire. And then Brandon Averette bangs that 3 and the place goes deathly silent."

"That's how it felt when he shot it. In my mind, going live, that's how it felt for him to step up and make that big shot. There were so many huge plays but that's the fun one to talk about."

Barcello made four free throws in the last 35 seconds, sandwiched around a missed 3 by Mitchell, and Connor Harding made two free throws for the Cougars, who had a 40-26 rebounding edge.

Haarms and Averette scored 10 points apiece.

Mitchell said BYU's defense "was fanned out a little bit and gave me space to work, gave me room to get to the basket, get to my spots. Some of my teammates couldn't make shots and I felt like there was a lid on the rim so I got a little more aggressive and shots started falling."

Jordan Schakel had only three points on 1-of-9 shooting after scoring a career-high 25 points in an 80-68 win at Arizona State on Dec. 10.

BYU's biggest lead was 35-18 late in the first half before Mitchell made two free throws to make it 35-20 at halftime. SDSU shot just 25 percent and had eight turnovers in the first 20 minutes. Schakel had no points and missed his only two shots.

Brigham Young	FG	3FG	FT	R	F	TP	A	TO	S	B	MP
Haarms *	5-6	0-1	0-0	8	2	10	0	0	0	1	25
Lee *	2-6	0-1	0-0	5	2	4	1	1	0	0	16
Averette *	4-9	2-5	0-0	2	2	10	1	4	1	1	27
Barcello *	7-11	2-3	6-6	7	0	22	7	2	1	0	33
Harding *	0-4	0-3	4-4	4	1	4	0	0	1	0	22
Johnson	3-7	1-5	1-2	0	1	8	0	1	0	0	24
Lohner	1-3	0-0	2-2	5	5	4	2	3	0	1	20
Harward	1-3	0-0	0-0	4	1	2	2	4	0	0	17
George	0-0	0-0	0-0	0	1	0	0	0	0	0	2
Knell	2-5	2-5	2-2	1	1	8	2	0	1	0	14
TEAM				4							
<b>Totals</b>	<b>25-54</b>	<b>7-23</b>	<b>15-16</b>	<b>40</b>	<b>16</b>	<b>72</b>	<b>15</b>	<b>17</b>	<b>4</b>	<b>3</b>	<b>200</b>

**Halftime:** Brigham Young 35, San Diego State 20. **FG%:** Brigham Young 46.3, San Diego State 36.8. **3FG%:** San Diego State 36.0, Brigham Young 30.4. **FT%:** Brigham Young 93.8, San Diego State 73.3. **Officials:** Chris Rastatter, Larry Spaulding, Kipp Kissinger. **Technical:** none.



## GAME 7

### San Diego State 74 Saint Mary's 49

Dec. 22, 2020 | San Luis Obispo, Calif.  
Mott Athletics Center | Att.: 0

**SAN LUIS OBISPO, Calif.** -- Nathan Mensah recorded a career-high 18 points, 13 rebounds and a career-best six blocked shots to lead San Diego State to a 74-49 win over Saint Mary's on Tuesday night in a game played at a neutral site.

Terrell Gomez had 13 points for San Diego State (6-1). Jordan Schakel added 12 points. Matt Mitchell had 10 points.

San Diego State dominated the first half and led 40-20 at halftime. The Gaels' 20 points in the first half marked a season low. shooting just 7-for-28.

Logan Johnson tied his career high with 15 points for the Gaels (8-2), whose eight-game winning streak was broken.

San Diego State	FG	3FG	FT	R	F	TP	A	TO	S	B	MP
Mitchell *	1-4	1-2	7-10	4	3	10	2	2	0	1	26
Mensah *	8-9	0-0	2-2	13	2	18	1	2	0	6	25
Arop *	1-5	0-1	0-0	0	0	2	1	0	0	0	19
Pulliam *	3-5	0-1	1-2	2	3	7	0	0	0	0	20
Schakel *	2-6	2-5	6-6	2	0	12	0	1	1	0	28
Seiko *	1-3	1-3	2-2	5	2	5	0	1	0	0	16
Gamez *	5-6	3-4	0-0	0	0	13	4	2	1	0	25
Tomaic *	2-3	0-0	0-0	2	3	4	1	1	0	2	15
Johnson	0-0	0-0	1-2	4	3	1	1	1	1	2	13
Butler	1-2	0-1	0-0	2	3	2	0	1	1	0	9
Dimviddie Jr.	0-0	0-0	0-0	0	0	0	0	0	0	0	2
Evans	0-0	0-0	0-0	0	0	0	1	1	0	0	1
TEAM	4 0										
Totals	24-43	7-17	19-24	36	19	74	11	12	4	11	200

Saint Mary's	FG	3FG	FT	R	F	TP	A	TO	S	B	MP
Tass *	2-9	0-0	0-0	7	1	4	2	1	0	0	26
Fotu *	1-3	0-1	2-2	2	4	4	1	1	1	0	20
Johnson *	4-7	1-2	6-10	2	5	15	1	3	1	0	34
Mullins *	2-7	1-5	0-0	2	2	5	3	1	2	0	28
Kuhse *	4-11	1-3	0-1	5	0	9	0	2	1	0	34
Bowen	1-8	0-4	0-1	6	2	2	0	0	0	0	20
Saxen	1-3	0-0	0-1	1	4	2	0	0	0	0	11
Clinton	2-7	2-6	0-0	1	0	6	0	0	1	0	18
Brown	1-2	0-1	0-0	0	3	2	0	1	0	0	7
Van Komen	0-1	0-0	0-0	1	0	0	0	0	0	0	3
TEAM	5 1										
Totals	18-58	5-22	8-15	32	21	49	7	10	6	0	200

**Halftime:** San Diego State 40, Saint Mary's 20. **FG%:** San Diego State 55.8, Saint Mary's 31.0. **3FG%:** San Diego State 41.2, Saint Mary's 22.7. **FT%:** San Diego State 79.2, Saint Mary's 53.3. **Officials:** Mike Reed, Verne Harris, Doran Gotschall. **Technical:** Johnson (Saint Mary's).



## GAME 8

### Colorado State 70 San Diego State 67

Jan. 2, 2021 | San Diego, Calif.  
Viejas Arena | Att.: 0

**SAN DIEGO (AP)** - John Tonje scored 11 points, and his four-point play with 12.3 seconds left helped carry Colorado State to a 70-67 win over San Diego State on Saturday.

Tonje buried the three and drew a foul on Jordan Schakel to give the Rams a 68-67 lead. Matt Mitchell missed a jumper for SDSU with three seconds remaining and Kendle Moore made two free throws to finish it, as CSU scored the last 11 points of the game.

The Rams had a 14-0 run earlier in the second half and a 19-0 run in the first half.

The Aztecs led 36-10 led when Terrell Gomez made a three-pointer with 8:15 left before halftime. The Rams (6-1, 3-0 Mountain West) proceeded to outscore San Diego State 23-4 to narrow their deficit to 40-33 at halftime.

The comeback is the largest in school and conference history. The Aztecs on 14-of-30 free throws.

David Roddy recorded his third consecutive double-double with 15 points and 12 rebounds for CSU.

Gomez had 19 points for the Aztecs (6-2, 0-1).

The two teams will battle each other once again on Monday, Jan. 4, starting at 6 p.m. PT inside Steve Fisher Court at Viejas Arena.

Colorado State	FG	3FG	FT	R	F	TP	A	TO	S	B	MP
Thomas *	0-1	0-0	0-0	1	1	0	0	0	0	0	8
Roddy *	7-11	1-2	0-0	12	3	15	3	1	1	1	34
Thistlewood *	5-9	4-7	1-2	3	1	15	1	1	0	0	34
Moore *	4-8	3-5	2-2	5	3	13	3	3	2	0	34
Stevens *	3-13	1-6	4-4	4	2	11	9	5	1	0	40
Tonje	3-6	2-3	3-3	2	2	11	0	1	0	0	20
Moors	2-6	0-1	1-2	6	2	5	0	0	0	0	17
Rivera	0-2	0-0	0-0	2	1	0	0	1	0	0	12
Byrd	0-1	0-1	0-0	0	0	0	0	0	0	0	2
TEAM	4 1										
Totals	24-57	11-27	11-13	39	15	70	16	13	4	1	200

San Diego State	FG	3FG	FT	R	F	TP	A	TO	S	B	MP
Mitchell *	5-14	1-4	3-3	7	2	14	3	5	1	0	35
Mensah *	1-3	0-0	2-4	4	1	4	2	0	0	1	24
Seiko *	4-6	4-6	0-0	2	3	12	4	2	0	0	25
Pulliam *	0-4	0-1	2-3	5	4	2	6	1	1	0	35
Schakel *	4-11	4-9	0-0	5	5	12	1	1	2	0	28
Gomez	7-15	5-9	0-0	2	0	19	2	0	4	0	30
Tomaic	2-3	0-0	0-0	3	2	4	0	0	1	1	16
Johnson	0-1	0-1	0-2	1	0	0	0	1	0	1	5
Butler	0-0	0-0	0-0	0	0	0	0	0	0	0	2
TEAM	2 0										
Totals	23-57	14-30	7-12	31	17	67	18	10	9	3	200

**Halftime:** San Diego State 40, Colorado State 33. **FG%:** Colorado State 42.1, San Diego State 40.4. **3FG%:** San Diego State 46.7, Colorado State 34.7. **FT%:** Colorado State 84.6, San Diego State 58.3. **Officials:** Tony Padilla, Tommy Nunez, Brad Ferrie. **Technical:** Seiko (San Diego State).



## GAME 9

### San Diego State 78 Colorado State 65

Jan. 4, 2021 | San Diego, Calif.  
Viejas Arena | Att.: 0

**SAN DIEGO** - Jordan Schakel hit 8-of-11 3-pointers and scored a career-high 28 points as San Diego State rolled past Colorado State 78-65 on Monday night.

Colorado State defeated San Diego State 70-67 on Saturday, setting a school and Mountain West Conference record by erasing a 26-point deficit. In the rally they had a 19-0 first-half run and went 14-0 in the second half before scoring the last 11 points of the game.

In this one the Rams trailed by 29, 42-13, late in the first half and had a 14-0 run early in the second half but never got closer than 14 points until scoring the final basket of the game.

Terrell Gomez had 13 points for San Diego State (7-2, 1-1 Mountain West Conference). Matt Mitchell added 12 points. Nathan Mensah had 11 points.

David Roddy and John Tonje had 15 points for the Rams (6-2, 3-1), whose four-game win streak was broken. Isaiah Stevens had 11 points.

Colorado State	FG	3FG	FT	R	F	TP	A	TO	S	B	MP
Moors *	4-7	0-1	1-2	2	2	9	0	2	0	0	22
Roddy *	4-7	0-0	7-12	5	4	15	1	3	1	1	38
Thistlewood *	1-8	0-6	3-3	0	5	0	0	0	0	0	26
Stevens *	4-10	1-3	2-2	9	1	11	10	4	3	0	40
Rivera *	1-4	1-2	0-0	2	3	3	1	2	1	0	19
Tonje	4-7	3-4	4-4	2	2	15	0	2	0	0	26
Byrd	2-4	2-4	1-1	0	1	7	2	2	1	0	21
Thomas	0-0	0-0	0-1	1	0	0	1	0	1	0	8
TEAM	6 2										
Totals	20-47	7-20	18-25	27	16	65	15	17	7	1	200

San Diego State	FG	3FG	FT	R	F	TP	A	TO	S	B	MP
Mitchell *	4-5	2-3	2-3	2	4	12	2	2	1	0	33
Mensah *	5-6	0-0	1-4	8	4	11	0	2	0	3	24
Seiko *	0-6	0-5	0-0	0	2	0	2	1	1	0	20
Pulliam *	2-5	0-0	0-0	3	0	4	5	1	0	0	28
Schakel *	9-12	8-11	2-2	9	4	28	3	2	2	0	28
Gomez	5-9	3-6	0-0	1	1	13	4	4	1	0	30
Butler	2-5	0-1	0-0	1	4	4	1	1	1	0	13
Tomaic	1-2	1-1	1-2	3	3	4	1	2	1	1	16
Arop	1-2	0-0	0-0	0	3	2	0	2	1	0	7
TEAM	0 0										
Totals	29-52	14-27	6-11	30	25	78	18	17	8	4	200

**Halftime:** San Diego State 45, Colorado State 27. **FG%:** San Diego State 45.8, Colorado State 42.6. **3FG%:** San Diego State 51.9, Colorado State 35.0. **FT%:** Colorado State 72.0, San Diego State 54.5. **Officials:** Randy McCall, Verne Harris, Chris Rastatter. **Technical:** none.





**GAME 10**  
San Diego State 65  
Nevada 60

Jan. 7, 2021 | San Diego, Calif.  
Viejas Arena | Att.: 0

**SAN DIEGO** - Matt Mitchell recorded the second double double of his career, with 20 points and 10 rebounds, and the San Diego State men's basketball team defeated the Nevada Wolf Pack 65-60 on Thursday night in Viejas Arena.

Nevada led 60-58 with 2:04 to play, when senior guard Jordan Schakel hit a three pointer to put SDSU up 61-60. Down the stretch, Mitchell and junior forward Nathan Mensah hit two free throws each to secure the victory.

In a game in which neither team led by more than seven points, there were six lead changes and seven ties, San Diego State improves to 8-3 overall and 2-1 in Mountain West Conference action.

Mensah added 16 points, including a career-best 8-of-10 from the free throw line, and seven rebounds for the Aztecs. Trey Pulliam, a senior guard, added 10 points, reaching double figures for the second time in his major college career.

The teams got off to a hot shooting start. The Aztecs went 8-of-8 to open the game and didn't miss a shot until the 12:39 mark. Over the same time span, Nevada (8-4, 3-2 MW) was 5-of-8, but the teams then went a combined 1-of-17 over the next 8:04 and a defensive battle ensued.

The teams went to the locker room with San Diego State leading 32-28. The Aztecs improved to 7-1 this season and 68-10 in the Brian Dutcher era when they lead at the half.

Mensah finished the first 20 minutes with a team-high 11 points. It marked the second game in a row the Accra, Ghana native, reached double figure scoring and the third time in his career he has had back-to-back games of 10-plus points. Mensah provided 16 of the team's 26 points in the paint and provided as many points in the lane as the entire Nevada roster.

In the second half, Mitchell scored 18 of San Diego State's 33 points and with his 20 points in the game, moved passed Chad Nelson, Kyle Spain and Xavier Thames on the program's career-scoring list. The Riverside, Calif., native, has scored 1,239 career points which ranks 14th all time for the Aztecs.

Grant Sherfield finished with a game-high 22 points for the Wolf Pack. Desmond Cambridge added 16 points.

The team's starting five provided 90.4 percent of the scoring (113-of-124 points). San Diego State's bench outscored the Nevada bench 8-to-4).

Nevada	FG	3FG	FT	R	F	TP	A	TO	S	B	MP
Washington *	2-4	0-0	5-7	4	4	9	0	2	0	1	25
Coleman *	0-5	0-3	2-2	3	2	2	1	0	0	0	30
Meeks *	3-4	1-2	0-0	4	5	7	0	2	1	0	29
Cambridge *	6-13	4-6	0-0	5	3	16	2	3	1	1	30
Sherfield *	8-19	2-6	4-4	5	3	22	5	2	2	0	34
Hymes	1-4	0-0	0-0	4	1	2	1	0	0	0	15
Robinson	0-1	0-0	0-0	4	0	0	0	0	0	0	11
Milling	1-7	0-3	0-0	0	1	2	3	0	1	0	26
Huseinovic	0-0	0-0	0-0	0	0	0	0	0	0	0	1
TEAM	2										
<b>Totals</b>	<b>21-57</b>	<b>7-20</b>	<b>11-13</b>	<b>31</b>	<b>19</b>	<b>60</b>	<b>12</b>	<b>9</b>	<b>5</b>	<b>5</b>	<b>200</b>

San Diego State	FG	3FG	FT	R	F	TP	A	TO	S	B	MP
Mitchell *	5-12	1-3	9-10	10	2	20	4	2	1	3	34
Mensah *	4-7	0-0	8-10	7	4	16	1	2	1	2	26
Seiko *	1-2	1-2	0-0	2	0	3	1	2	0	0	22
Pulliam *	4-9	0-2	2-2	3	1	10	1	0	0	0	31
Schakel *	3-6	2-4	0-0	5	2	8	3	0	0	1	33
Gomez	0-5	0-2	0-0	0	1	0	3	1	0	0	24
Arop	2-3	1-2	0-0	1	0	5	1	0	0	0	8
Butler	1-2	1-1	0-0	1	1	3	0	1	0	0	9
Tomacic	0-3	0-0	0-0	3	3	0	0	0	1	0	14
TEAM	3										
<b>Totals</b>	<b>20-49</b>	<b>6-16</b>	<b>19-22</b>	<b>35</b>	<b>14</b>	<b>65</b>	<b>10</b>	<b>10</b>	<b>4</b>	<b>4</b>	<b>200</b>

**Halftime:** San Diego State 32, Nevada 28. **FG%:** San Diego State 40.8, Nevada 36.8. **3FG%:** San Diego State 37.5, Nevada 35.0. **FT%:** San Diego State 86.4, Nevada 84.6. **Officials:** Mike Reed, Glen Mayberry, Deron White. **Technical:** none.



**GAME 11**  
San Diego State 69  
Nevada 67

Jan. 9, 2021 | San Diego, Calif.  
Viejas Arena | Att.: 0

**SAN DIEGO** - Matt Mitchell had 20 points and Trey Pulliam made a runner at the buzzer to help San Diego State narrowly beat Nevada 69-67 on Saturday night.

Mitchell made all 11 of his foul shots. He added eight rebounds. Nathan Mensah had 15 points and Pulliam finished with seven for San Diego State (9-2, 3-1 Mountain West Conference).

Nevada's Grant Sherfield, who finished with 20 points and nine assists, hit a deep contested 3-pointer to make it 67-all with 4.6 seconds to play. Pulliam took the in-bound pass, raced down court to the left block and kissed a running floater off the backboard and in as time expired.

Jordan Schakel, the Aztecs' second-leading scorer heading into the contest at 14 points per game, shot only 20 percent for the game (2 of 10).

Desmond Cambridge Jr. added 17 points and K.J. Hymes had 14 points for the Wolf Pack (8-5, 3-3).

The Aztecs improve to 2-0 against the Wolf Pack for the season. San Diego State defeated Nevada 65-60 last Thursday.

**BIG PICTURE**

**San Diego State:** Wins its third consecutive Mountain West Conference game and sets up an early season showdown at Utah State (9-3 overall' 6-0 Mountain West) on Thursday and Saturday.

**Nevada:** Played two very good games at Viejas Arena this week but came a way with a pair of narrow losses (65-60 on Thursday and 69-67 on Saturday). The Wolf Pack has now lost nine consecutive games at San Diego State dating back to Nov. 14, 1998.

**THEY SAID IT**

"I just know I had four seconds on the clock. Coach is always talking to us about how many dribbles you can have in the amount of time you have (left), so I had four seconds and four dribbles. I just tried to get it down and get it up on the rim. I knew if I missed, Nate (Mensah) or Matt (Mitchell) would come to try and clean it up, so I just tried to get a shot off." - SDSU senior guard Trey Pulliam.

"To be honest with you, I was trying to take a timeout. Basketball is a game of momentum and sometimes, you can draw something up and it's not as good as what you got (in the moment). I do not mind taking it out and just going up the floor. We have done that for years, dating back to DJ Gay and the Colorado State game [Feb. 2, 2011]. (With) the current state of the game, (it is about) just trusting in your players. I had no problem, they got it out. I just wanted to make sure we attacked to the basket. And Trey did. He attacked hard to the basket and he made a really a clutch game-winning shot to get us a victory tonight." - SDSU head coach Brian Dutcher.

Nevada	FG	3FG	FT	R	F	TP	A	TO	S	B	MP
Washington *	0-1	0-0	0-0	2	3	0	0	0	0	0	7
Coleman *	2-3	1-1	0-0	0	2	5	3	3	0	0	31
Meeks *	2-6	1-3	0-0	5	4	5	0	1	0	0	16
Cambridge *	7-16	3-8	0-1	2	1	17	2	2	1	2	34
Sherfield *	5-12	2-6	8-9	4	0	20	9	2	3	0	37
Robinson	2-3	0-0	0-0	7	4	4	0	1	1	0	28
Hymes	5-9	0-1	4-5	3	3	14	1	1	1	1	23
Milling	1-3	0-1	0-0	3	1	2	1	1	1	0	18
Henry	0-0	0-0	0-0	1	0	0	0	1	0	0	5
TEAM	3										
<b>Totals</b>	<b>24-53</b>	<b>7-20</b>	<b>12-15</b>	<b>30</b>	<b>18</b>	<b>67</b>	<b>16</b>	<b>13</b>	<b>7</b>	<b>3</b>	<b>200</b>

San Diego State	FG	3FG	FT	R	F	TP	A	TO	S	B	MP
Mitchell *	4-7	1-2	11-11	8	3	20	3	2	0	0	32
Mensah *	6-11	0-0	3-6	6	1	15	1	2	1	1	28
Seiko *	2-5	2-5	0-0	1	3	6	0	1	0	0	32
Pulliam *	3-6	1-3	0-0	2	3	7	3	3	1	0	23
Schakel *	2-10	1-6	2-3	4	2	7	2	0	0	0	31
Gomez	2-7	2-6	0-0	5	0	6	3	2	1	0	20
Arop	3-4	0-0	0-0	0	2	6	0	0	1	2	15
Butler	0-0	0-0	0-0	0	2	0	0	1	0	0	6
Tomacic	1-3	0-0	0-1	2	2	1	1	0	0	0	12
TEAM	6										
<b>Totals</b>	<b>23-53</b>	<b>7-22</b>	<b>16-20</b>	<b>33</b>	<b>18</b>	<b>69</b>	<b>13</b>	<b>13</b>	<b>4</b>	<b>3</b>	<b>200</b>

**Halftime:** San Diego State 34, Nevada 31. **FG%:** Nevada 45.3, San Diego State 43.4. **3FG%:** Nevada 35.0, San Diego State 31.8. **FT%:** San Diego State 80.0, Nevada 80.0. **Officials:** David Hall, Larry Spaulding, Jim Schipper. **Technical:** none.



**GAME 12**  
Utah State 57  
San Diego State 45

Jan. 14, 2021 | Logan, Utah  
Dee Glen Smith Spectrum | Att.: 1,585

**LOGAN, Utah** - San Diego State suffered its worst shooting night of the 2020-21 season, hitting just 17-of-51 shots (31.5 percent), and watched its Division I leading 13-game road winning streak come to an end in a 57-45 loss at Utah State on Thursday evening.

Junior forward Nathan Mensah was one of the bright spots going 6-of-9 from the floor and totaling 13 points to lead the Aztecs. It was the fourth consecutive game in double figures and sixth of the season for the Accra, Ghana native. He also added nine rebounds, three steals, two blocks and an assist.

The only other player in double figures for San Diego State was senior forward Matt Mitchell, who finished with 10 points, two assist and two rebounds. Mitchell has reached double-digit scoring in each of the teams 12 games.

The Aztecs (9-3, 3-2 Mountain West) were limited to 20 points in the first half, the third game this year they have reached that total in the first 20 minutes. On the previous two occasions they came out in the second half and totaled 45 against Pepperdine, in a 65-60 win, and had 42 points against BYU, but lost 62-72. Against Utah State (10-3, 7-3 MW) they outscored the Aggies in the second half, totaling 25 points, couldn't overcome its tough shooting night.

San Diego State had a 5-2 lead on the three pointer from senior guard Trey Pulliam two minutes into the game and was up 7-4 after a Mensah bucket with 16:59 to play in the half, but 11 turnovers in the first 20 minutes combined with the Aggies shooting 14-of-29 (48.3 percent) gave Utah State to a 33-20 halftime advantage.

In the second half, San Diego State cut the lead to five points on two occasions, but could get no closer in the 12-point loss. Both teams set season lows for scoring in the second half. Utah State totaled 24 points in the second half, the lowest of the season for the hosts, while the 25 points in the second half for San Diego State marked the fewest of the season for the road team.

For Utah State, Neemias Queta tallied 14 points and 16 rebounds to lead the Aggies to their ninth consecutive victory. Brock Miller led all scorers with 16 points.

The teams have little time to prepare for game two of this series. The tip off is scheduled for 10:30 a.m. PT on Saturday and will be broadcast on CBS.

San Diego State	FG	3FG	FT	R	F	TP	A	TO	S	B	MP
Mitchell *	4-11	1-2	1-2	2	2	10	2	5	0	0	26
Mensah *	6-9	0-0	1-2	9	1	13	1	5	3	2	25
Seiko *	1-4	1-4	0-0	2	1	3	2	0	1	0	27
Pulliam *	1-6	1-2	1-2	5	1	5	2	1	2	0	27
Schakel *	3-10	2-6	0-0	3	1	8	1	0	3	0	34
Johnson	0-2	0-1	0-0	1	0	0	0	0	0	0	5
Gomez	0-3	0-1	0-0	2	0	0	2	0	0	0	21
Butler	0-0	0-0	0-0	0	1	0	0	2	0	0	3
Tomacic	1-5	0-3	2-2	4	1	4	0	1	1	0	12
Arop	1-4	0-2	0-1	2	2	2	0	2	0	0	20
TEAM	1										
<b>Totals</b>	<b>17-54</b>	<b>5-21</b>	<b>6-9</b>	<b>34</b>	<b>11</b>	<b>45</b>	<b>10</b>	<b>16</b>	<b>10</b>	<b>2</b>	<b>200</b>

Utah State	FG	3FG	FT	R	F	TP	A	TO	S	B	MP
Bean *	2-7	0-1	0-0	4	2	4	3	1	2	2	29
Queta *	7-11	0-1	0-0	16	3	14	1	4	3	1	33
Miller *	5-11	4-10	2-2	2	2	16	2	1	0	0	34
Warster *	2-6	1-3	0-0	4	2	5	3	6	1	1	28
Anthony *	1-4	0-2	0-0	5	0	2	2	2	1	0	34
Bairstow *	2-3	1-1	0-0	1	0	5	0	1	0	0	8
Ashworth	2-7	1-3	0-0	2	0	5	3	1	1	0	16
Anderson	2-4	2-2	0-0	0	6	0	0	1	0	0	11
Dorius	0-0	0-0	0-0	0	3	0	1	0	1	0	7
TEAM	2										
<b>Totals</b>	<b>23-53</b>	<b>9-23</b>	<b>2-2</b>	<b>36</b>	<b>12</b>	<b>57</b>	<b>15</b>	<b>18</b>	<b>10</b>	<b>4</b>	<b>200</b>

**Halftime:** Utah State 33, San Diego State 20. **FG%:** Utah State 43.4, San Diego State 31.5. **3FG%:** Utah State 39.1, San Diego State 23.8. **FT%:** Utah State 100.0, San Diego State 66.7. **Officials:** Chris Rastatter, Bob Staffen, Tony Padilla. **Technical:** team (San Diego State).



## GAME 13 Utah State 64 San Diego State 59

Jan. 16, 2021 | Logan, Utah  
Dee Glen Smith Spectrum | Att.: 1,638

**LOGAN, Utah** - The San Diego State men's basketball team took a 10-point lead into the second half at Utah State on Saturday afternoon, but saw Aggies go to the free throw line 20 times in the second half, knocked down 17 attempts, and were able to erase the Aztecs lead and earn a 64-59 win in the Dee Glen Smith Spectrum.

It was the second consecutive loss for SDSU, which had not suffered back-to-back defeats in its last 48 games dating back to March 6 & 9, 2019. Before being snapped the streak was tied for the third longest in Division I.

The Aztecs (9-4, 3-3 Mountain West) got nearly half of its 59 points from two guards who came off the bench. Senior Terrell Gomez led SDSU with 16 points and freshman Lamont Butler finished with a season-high 13 points. Add senior guard Jordan Schakel's 11 points to the 29 from Gomez and Butler, and the threesome totaled 67.7 percent of the team scoring (40-of-59 points).

In addition to his season-best 13 points, Butler, who is the only Aztec freshman to appear in every game this season, played 25 minutes and had a game-high five steals, both season bests for the Moreno, Valley, Calif., native.

Senior forward Nathan Mensah and sophomore forward Keshad Johnson led SDSU with five rebounds and senior guard Trey Pulliam finished with seven points and two assists.

After struggling from the floor two nights earlier, San Diego State out-shot the Aggies 41.1 percent (23-of-56) to 37.3 percent (19-of-51), including going 13-of-27 (48.1 percent) in the first half. The Aztecs held Utah State (11-3, 8-0 MW) to a season-low 22 first half points. But with a 12-2 run to open the second half, Utah State tied the game at 34-34 with 16:28 to play.

The game was back-and-forth over the succeeding 13 minutes with eight lead changes, five ties and neither team able to generate more than a four-point lead. Finally, at the 4:28 mark, the Aggies took a lead which it would not relinquish on its way to its 10th straight win. In the final 4:32, Utah State went to the line 10 times and made nine of their attempts and the Aztecs were 2-of-3 over the same time frame.

Utah State's Steven Ashworth led all scorers with 17 points. Brock Miller totaled 11 points and Neemias Queta chipped in with 10 points and 10 rebounds.

San Diego State	FG	3FG	FT	R	F	TP	A	TO	S	B	MP
Mensah *	1-5	0-0	1-5	5	2	3	0	1	0	1	21
Arop *	0-1	0-0	0-0	3	3	0	1	1	1	0	13
Seiko *	1-3	0-1	0-0	2	0	2	1	2	0	0	22
Pulliam *	3-10	1-3	0-0	4	4	7	2	1	0	0	29
Schakel *	5-9	1-5	0-0	3	4	11	0	1	0	1	23
Johnson	0-0	0-0	2-4	5	1	2	1	1	0	1	20
Gomez	5-13	4-7	2-2	1	4	16	1	0	0	0	26
Butler	6-8	0-1	1-2	2	0	13	1	3	5	0	25
Tomaic	2-7	0-2	1-2	3	4	5	0	0	0	0	21
TEAM			4		1		2				
Totals	23-56	6-19	7-15	32	23	59	7	12	6	3	200

Utah State	FG	3FG	FT	R	F	TP	A	TO	S	B	MP
Bean *	1-9	0-2	2-2	6	3	4	0	3	1	0	27
Queta *	4-6	0-0	2-6	10	5	10	4	5	1	5	29
Miller *	4-8	3-6	0-0	2	3	11	0	0	1	0	34
Worster *	2-7	1-3	0-0	4	1	5	2	2	0	1	23
Anthony *	2-6	0-1	2-3	7	1	6	2	3	2	0	32
Bairstow	1-1	0-0	0-0	0	1	2	0	1	0	0	8
Ashworth	3-8	3-6	8-8	2	3	17	1	0	0	1	23
Anderson	2-6	0-3	5-6	7	2	9	1	0	0	0	20
Dorius	0-0	0-0	0-0	0	0	0	1	1	0	0	4
TEAM			1		1		1				
Totals	19-51	7-21	19-25	39	19	64	11	16	5	7	200

**Halftime:** San Diego State 32, Utah State 22. **FG%:** San Diego State 41.1, Utah State 37.3. **3FG%:** Utah State 33.3, San Diego State 31.6. **FT%:** Utah State 76.0, San Diego State 46.7. **Officials:** Michael Irving, Kelly Self, Brent Meaux. **Technical:**s team (San Diego State).



## GAME 14 San Diego State 98 Air Force 61

Jan. 22, 2021 | Colorado Springs, Colo.  
Clune Arena | Att.: 0

**Colorado Springs, Colo.** - Nearly six minutes into the first half, the San Diego State men's basketball team trailed 6-5 at Air Force, but then ignited the afterburners and went on a 47-10 run to end the half en route to a 98-61 victory over the Falcons on Friday night in Clune Arena.

The 37-point margin of victory was the largest ever for San Diego State in a Mountain West Conference road game, while the Aztecs handed the Falcons their largest home defeat in nearly nine years.

San Diego State used an efficient offense, shooting 54.5 percent from the field and making 13 three-point field goals and a high-pressure defensive effort, forcing Air Force into 27 turnovers (its most since 1999) to cruise to its widest margin of victory in the 84-game history of the series.

Five Aztecs scored in double figures led by 18 points from Jordan Schakel. Ageuk Arop and Adam Seiko each scored a career-high 14 points and Nathan Mensah and Keith Dinwiddie Jr. contributed 13 points each. For Dinwiddie Jr., his 13 points were also a career best.

The Aztecs forced 27 turnovers, including 15 steals, and converted them into 39 points and its bench outscored Air Force 57-to-26.

AJ Walker led the Falcons with 17 points and Aneka Akaya added 12.

The teams play the second game of a two-game series on Sunday with the tip scheduled for 8 p.m. MT.

### BOUNCE BACK

After suffering its first two-game losing streak in a 48-game stretch, San Diego State took control early with a 22-0 run. The Aztecs have now gone 97 straight games without suffering a three-game losing streak.

### GOOD ON THE ROAD

San Diego State is now 14-2 in its last 16 road games dating back to late in the 2018-19 campaign.

San Diego State	FG	3FG	FT	R	F	TP	A	TO	S	B	MP
Gomez *	1-8	1-6	0-0	0	2	3	4	1	4	0	27
Pulliam *	0-2	0-1	0-0	5	0	0	6	1	2	0	22
Butler *	2-6	1-2	2-2	4	4	7	5	6	3	0	26
Schakel *	7-13	3-6	1-2	2	0	18	1	0	1	0	24
Mensah *	5-6	0-0	3-5	7	4	13	0	3	1	0	16
Johnson	3-5	0-1	0-2	6	2	6	2	1	0	0	19
Seiko	5-7	4-6	0-2	0	14	5	0	0	0	0	18
Evans	1-1	1-1	0-0	2	0	3	0	2	0	0	9
Alger	1-1	0-0	1-1	0	0	3	0	0	0	0	3
Barnett	0-0	0-0	0-0	0	0	0	1	1	1	0	4
Tomaic	1-3	0-0	2-4	5	5	4	1	1	0	0	9
Dinwiddie Jr.	5-9	3-6	0-0	1	0	13	2	0	0	0	13
Arop	5-5	0-0	4-6	2	1	14	0	0	3	1	10
TEAM			4		4		0				
Totals	36-66	13-29	13-24	38	18	98	27	16	15	1	200

Air Force	FG	3FG	FT	R	F	TP	A	TO	S	B	MP
McClintock *	1-5	1-4	3-4	3	2	6	2	4	2	0	29
Joyce *	1-4	1-4	0-0	3	2	3	4	4	0	0	32
Walker *	6-10	3-4	2-4	3	0	17	2	4	1	0	37
Jackson *	3-4	1-2	2-3	1	5	9	0	5	1	1	19
Van Soelen *	0-0	0-0	0-0	0	5	0	0	1	0	0	12
Octave	1-2	0-0	0-0	1	0	2	3	1	0	0	9
Akaya	5-8	1-4	1-1	2	4	12	2	3	1	0	30
Taylor	3-4	2-3	0-1	1	1	8	0	1	0	0	21
Haut	2-3	0-0	0-0	1	0	4	1	0	0	0	11
TEAM			2		4		4				
Totals	22-40	9-21	8-13	17	19	61	13	27	9	1	200

**Halftime:** San Diego State 52, Air Force 16. **FG%:** Air Force 55.0, San Diego State 54.5. **3FG%:** San Diego State 44.8, Air Force 42.9. **FT%:** Air Force 61.5, San Diego State 54.2. **Officials:** Eric Curry, Tony Padilla, D.G. Nelson. **Technical:**s none.



## GAME 15 San Diego State 91 Air Force 59

Jan. 24, 2021 | Colorado Springs, Colo.  
Clune Arena | Att.: 0

**COLORADO SPRINGS, Colo.** -- Jordan Schakel scored 24 points and Terrell Gomez scored 15 and San Diego State beat Air Force 91-59 on Sunday night.

Ageuk Arop made two foul shots with 15:50 left before halftime, the Aztecs (11-4, 5-3 Mountain West Conference) took a 5-4 lead and they never trailed again. The points started a 17-5 from which Air Force (4-10, 2-8) never recovered.

San Diego now has won back-to-back contests and five of its last seven. The Falcons have dropped three straight and are 1-7 in their last eight.

Nick Jackson scored 17 points and Chris Joyce 13 for Air Force.

San Diego State	FG	3FG	FT	R	F	TP	A	TO	S	B	MP
Mensah *	1-2	0-0	3-5	3	1	5	0	4	0	1	14
Gomez *	5-9	5-9	0-0	3	2	15	6	0	0	0	26
Pulliam *	3-5	0-1	0-0	4	2	6	1	2	0	0	25
Butler *	1-3	0-1	0-0	3	2	2	1	0	0	0	16
Schakel *	8-17	6-13	2-2	2	1	24	3	1	0	0	28
Seiko	3-4	3-3	0-1	4	2	9	2	0	1	0	19
Mitchell	2-4	2-2	4-4	7	2	10	3	1	0	0	14
Arop	2-4	0-0	2-2	3	3	6	0	1	0	0	12
Tomaic	3-3	0-0	0-0	2	1	6	1	0	0	1	17
Johnson	0-2	0-0	2-2	7	1	2	3	2	1	1	17
Dinwiddie Jr.	1-3	0-1	0-0	0	0	2	1	0	2	0	5
Evans	0-1	0-0	0-0	0	0	0	0	0	0	0	4
Alger	2-3	0-0	0-2	2	0	4	0	0	0	0	2
Barnett	0-0	0-0	0-0	0	1	0	0	1	0	0	2
TEAM			2		1		1				
Totals	31-60	16-30	13-18	42	18	91	21	13	4	3	200

Air Force	FG	3FG	FT	R	F	TP	A	TO	S	B	MP
Jackson *	7-11	1-3	2-4	2	5	17	1	3	2	1	25
Van Soelen *	1-6	0-4	2-2	1	2	4	2	1	1	0	33
McClintock *	1-3	0-1	1-2	1	0	3	2	2	2	0	31
Joyce *	5-10	2-4	1-3	2	2	13	4	1	0	0	30
Walker *	2-6	1-3	0-1	5	1	5	3	2	1	0	36
Akaya	2-5	2-3	0-0	1	5	6	3	1	0	0	19
Octave	1-2	0-1	2-2	3	3	4	1	0	0	1	16
Taylor	2-2	2-2	0-0	1	1	6	0	0	0	0	7
Pierre-Louis	0-0	0-0	0-0	1	0	0	0	0	0	0	2
Haut	0-0	0-0	1-2	0	1	1	0	1	0	0	2
TEAM			1		2		2				
Totals	21-45	8-21	9-16	18	20	59	16	13	6	2	200

**Halftime:** San Diego State 44, Air Force 31. **FG%:** San Diego State 51.7, Air Force 46.7. **3FG%:** San Diego State 53.3, Air Force 38.1. **FT%:** San Diego State 72.2, Air Force 56.3. **Officials:** Chris Rostatter, Larry Spaulding, Mike Reed. **Technical:**s none.

# SAN DIEGO STATE SCHEDULE/RESULTS

**Record: 11-4** (Home: 7-2, Away: 3-2, Neutral: 1-0)

**Mountain West: 5-3** (Home: 3-1, Away: 2-2)

Date	SDSU NR	Opponent	SDSU Result	W-L	Record	San Diego State High		Rebounder	Assists	Attendance
						MW	Scorer			
Nov. 25	rv/rv	(22/21) UCLA	W 73-58	W1	1-0		Mitchell, Schakel - 15	Mensah - 7	Pulliam - 6	
Nov. 27	rv/rv	UC IRVINE (D)	W 77-58	W2	2-0		Johnson - 14	Arop - 7	Tomaic - 3	
Dec. 2	rv/rv	ST. KATHERINE	W 83-41	W3	3-0		Schakel - 16	Mensah - 7	Pulliam - 4	
Dec. 6	rv/rv	PEPPERDINE (D)	W 65-60	W4	4-0		Schakel - 17	Mensah - 6	Arop, Gomez, Pulliam - 3	
Dec. 10	24/rv	at (23/23) Arizona State	W 80-68	W5	5-0		Schakel - 25	Mensah - 15	Gomez - 4	
Dec. 18	18/20	BRIGHAM YOUNG (D)	L 62-72	L1	5-1		Mitchell - 35	Arop, Pulliam - 4	Pulliam - 5	
Dec. 22	rv/rv	vs. Saint Mary's #	W 74-49	W1	6-1		Mensah - 18	Mensah - 13	Gomez - 4	
Jan. 2	rv/23	COLORADO STATE* (D)	L 67-70	L1	6-2	0-1	Gomez - 19	Mitchell - 7	Pulliam - 6	
Jan. 4	rv/rv	(-/rv) COLORADO STATE*	W 78-65	W1	7-2	1-1	Schakel - 28	Schakel - 9	Pulliam - 5	
Jan. 7	rv/rv	NEVADA*	W 65-60	W2	8-2	2-1	Mitchell - 20	Mitchell - 10	Gomez, Schakel - 3	
Jan. 9	rv/rv	NEVADA* (:00)	W 69-67	W3	9-2	3-1	Mitchell - 20	Mitchell - 8	Gomez, Pulliam, Mitchell - 3	
Jan. 14	rv/rv	at Utah State*	L 45-57	L1	9-3	3-2	Mensah - 13	Mensah - 9	four tied w/2	1,585
Jan. 16	rv/rv	at Utah State* (D)	L 59-64	L2	9-4	3-3	Gomez - 16	Johnson, Mensah - 5	Pulliam - 2	1,638
Jan. 22	--/rv	at Air Force*	W 98-61	W1	10-4	4-3	Schakel - 18	Mensah - 7	Pulliam - 6	
Jan. 24	--/rv	at Air Force*	W 91-59	W2	11-4	5-3	Schakel - 24	Johnson, Mitchell - 7	Gomez - 6	
Jan. 28		WYOMING*								
Jan. 30		WYOMING*								
Feb. 3		at New Mexico*								
Feb. 5		at New Mexico*								
Feb. 8		SAN JOSE STATE*								
Feb. 10		SAN JOSE STATE								
Feb. 18		at Fresno State*								
Feb. 20		at Fresno State*								
Feb. 25		BOISE STATE*								
Feb. 27		BOISE STATE*								
Mar. 10		Mountain West First Round								
Mar. 11		Mountain West Quarterfinal								
Mar. 12		Mountain West Semifinal								
Mar. 13		Mountain West Championship								

Caps denotes home game. # - Mott Athletics Center (San Luis Obispo, Calif.). \* - Mountain West Game. ` - Mountain West Men's Basketball Championship (Thomas & Mack Center; Las Vegas, Nevada). SDSU NR - San Diego State national ranking (Associated Press and USA Today coaches polls at game time). Time to the right of opponent name indicates time remaining on a game-winning shot. D - Indicates game played during the afternoon.

## Record/Attendance Summary

	G	W-L	Total	Average	High
Home	9	7-2			
Mountain West	4	3-1			
Away	5	3-2	3,223	645	1,638 at Utah State (1-16-21)
Mountain West	4	2-2	3,223	806	1,638 at Utah State (1-16-21)
Neutral	1	1-0			
Total	15	11-4	3,223	215	1,638 at Utah State (1-16-21)
Mountain West	8	5-3	3,223	403	1,638 at Utah State (1-16-21)

## Win/Loss Margin

	1	2	3	4	5	6	7	8	9	10	12	13	14	15	16	17	19	20	21	22	25	32	37	42	=<3	=<5	=<10
Win		1			2						1	1		1			1				1	1	1	1	1	3	3
Loss			1		1					1	1														1	2	3

## SEASON STATISTICS

Record: 11-4 (Home: 7-2, Away: 3-2, Neutral: 1-0)

No.	Player	GP	GS	Min	Avg	TOTAL			3-PTS			REBOUNDS			PF	FO	A	TO	Blk	Stl	Pts	Avg							
						FG	FGA	Pct	3FG	FGA	Pct	FT	FTA	Pct									Off	Def	Tot	Avg			
20	SCHAKEL, Jordan	15	15	433	28.9	68	153	.444	43	101	.426	28	31	.903	8	49	57	3.8	28	1	17	12	2	15	207	13.8			
11	MITCHELL, Matt	13	12	362	27.8	53	119	.445	19	47	.404	69	84	.821	10	56	66	5.1	35	0	26	37	4	14	194	14.9			
31	MENSAH, Nathan	15	15	332	22.1	57	94	.606	0	3	.000	37	61	.607	34	71	105	7.0	36	1	10	24	26	10	151	10.1			
03	GOMEZ, Terrell	15	3	350	23.3	44	111	.396	32	75	.427	6	6	1.000	1	20	21	1.4	18	0	41	16	0	16	126	8.4			
04	PULLIAM, Trey	15	15	399	26.6	33	90	.367	6	24	.250	11	17	.647	8	40	48	3.2	28	0	47	19	0	13	83	5.5			
02	SEIKO, Adam	15	6	307	20.5	22	55	.400	19	46	.413	8	13	.615	5	30	35	2.3	21	0	24	12	0	10	71	4.7			
33	AROP, Aguek	13	7	214	16.5	25	56	.446	2	12	.167	13	24	.542	20	13	33	2.5	27	0	11	15	3	12	65	5.0			
23	TOMAIC, Joshua	15	0	219	14.6	26	55	.473	3	15	.200	8	13	.615	17	28	45	3.0	42	1	11	10	5	13	63	4.2			
05	BUTLER, Lamont	15	2	159	10.6	17	37	.459	3	10	.300	7	8	.875	3	14	17	1.1	24	0	13	20	1	13	44	2.9			
00	JOHNSON, Keshad	11	0	140	12.7	12	28	.429	3	10	.300	10	22	.455	12	26	38	3.5	8	0	11	8	7	3	37	3.4			
10	DINWIDDIE JR., Keith	5	0	40	8.0	12	25	.480	9	18	.500	0	0	.000	1	1	2	0.4	1	0	3	1	0	2	33	6.6			
14	ALGER, Cade	4	0	10	2.5	3	4	.750	0	0	.000	1	3	.333	2	0	2	0.5	0	0	0	1	0	0	7	1.8			
12	EVANS, Che	5	0	23	4.6	2	6	.333	1	3	.333	0	0	.000	0	3	3	0.6	1	0	1	3	0	0	5	1.0			
21	BARNETT, Jared	4	0	10	2.5	0	1	.000	0	0	.000	0	0	.000	0	1	1	0.3	1	0	2	3	0	1	0	0.0			
42	BROUGHTON, Triston	1	0	1	1.0	0	0	.000	0	0	.000	0	0	.000	0	0	0	0.0	0	0	0	0	0	0	0	0.0			
24	BROUGHTON, Tyler	1	0	1	1.0	0	0	.000	0	0	.000	0	0	.000	0	0	0	0.0	0	0	0	0	0	0	0	0.0			
TEAM														26	25	51	3.4	2											0
SAN DIEGO STATE		15			374			834	.448	140	364	.385	198	282	.702	147	377	524	34.9	272	3	217	188	48	122	1086	72.4		
OPPONENTS		15			314			774	.406	116	339	.342	165	231	.714	120	353	473	31.5	276	11	201	239	42	79	909	60.6		

SCORE BY PERIODS:	1st	2nd	Total
SAN DIEGO STATE	535	551	- 1,086
OPPONENTS	409	500	- 909

Mountain West: 5-3 (Home: 3-1, Away: 2-2)

No.	Player	GP	GS	Min	Avg	TOTAL			3-PTS			REBOUNDS			PF	FO	A	TO	Blk	Stl	Pts	Avg							
						FG	FGA	Pct	3FG	FGA	Pct	FT	FTA	Pct									Off	Def	Tot	Avg			
20	SCHAKEL, Jordan	8	8	232	29.0	41	88	.466	27	60	.450	7	9	.778	4	29	33	4.1	19	1	14	5	2	8	116	14.5			
11	MITCHELL, Matt	6	5	174	29.0	24	53	.453	8	16	.500	30	33	.909	6	33	39	6.5	15	0	13	19	1	4	86	14.3			
31	MENSAH, Nathan	8	8	178	22.3	29	49	.592	0	0	.000	22	41	.537	18	31	49	6.1	18	0	5	19	11	6	80	10.0			
03	GOMEZ, Terrell	8	2	203	25.4	25	69	.362	20	46	.435	2	2	1.000	1	13	14	1.8	10	0	25	8	0	10	72	9.0			
02	SEIKO, Adam	8	6	187	23.4	17	37	.459	15	32	.469	0	3	.000	1	12	13	1.6	11	0	17	8	0	3	49	6.1			
04	PULLIAM, Trey	8	8	220	27.5	16	47	.340	3	13	.231	6	7	.857	5	26	31	3.9	15	0	26	10	0	6	41	5.1			
33	AROP, Aguek	7	1	85	12.1	14	23	.609	1	4	.250	6	9	.667	7	4	11	1.6	14	0	2	6	3	6	35	5.0			
23	TOMAIC, Joshua	8	0	116	14.5	11	29	.379	1	6	.167	6	10	.600	12	12	24	3.0	21	1	4	5	3	4	29	3.6			
05	BUTLER, Lamont	8	2	99	12.4	12	24	.500	2	6	.333	3	4	.750	2	9	11	1.4	14	0	8	14	0	9	29	3.6			
10	DINWIDDIE JR., Keith	2	0	18	9.0	6	12	.500	3	7	.429	0	0	.000	1	0	1	0.5	0	0	3	0	0	2	15	7.5			
00	JOHNSON, Keshad	5	0	65	13.0	3	10	.300	0	3	.000	4	10	.400	5	15	20	4.0	4	0	6	5	3	1	10	2.0			
14	ALGER, Cade	2	0	5	2.5	3	4	.750	0	0	.000	1	3	.333	2	0	2	1.0	0	0	0	0	0	0	7	3.5			
12	EVANS, Che	2	0	13	6.5	1	2	.500	1	1	1.000	0	0	.000	0	2	2	1.0	0	0	0	2	0	0	3	1.5			
21	BARNETT, Jared	2	0	5	2.5	0	0	.000	0	0	.000	0	0	.000	0	0	0	0.0	1	0	1	2	0	1	0	0.0			
TEAM														16	9	25	3.1	2											0
SAN DIEGO STATE		8			202			447	.452	81	194	.418	87	131	.664	80	195	275	34.4	144	2	124	107	23	60	572	71.5		
OPPONENTS		8			174			403	.432	65	174	.374	90	122	.738	52	185	237	29.6	138	6	114	126	24	53	503	62.9		

SCORE BY PERIODS:	1st	2nd	Total
SAN DIEGO STATE	304	268	- 572
OPPONENTS	218	285	- 503



## HOME/AWAY STATISTICS

## Home: 7-2

No.	Player	GP	GS	Min	Avg	TOTAL			3-PTS			REBOUNDS			PF	FO	A	TO	Blk	Stl	Pts	Avg				
						FG	FGA	Pct	3FG	FGA	Pct	FT	FTA	Pct									Off	Def	Tot	Avg
11	MITCHELL, Matt	9	9	270	30.0	45	93	.484	15	37	.405	45	53	.849	8	40	48	5.3	25	0	17	26	3	12	150	16.7
20	SCHAKEL, Jordan	9	9	263	29.2	34	83	.410	24	57	.421	17	19	.895	4	35	39	4.3	21	1	12	8	1	8	109	12.1
31	MENSAH, Nathan	9	9	203	22.6	29	51	.569	0	1	.000	24	38	.632	18	35	53	5.9	23	1	7	8	13	5	82	9.1
03	GOMEZ, Terrell	9	1	200	22.2	26	67	.388	17	44	.386	4	4	1.000	0	15	15	1.7	8	0	20	12	0	11	73	8.1
04	PULLIAM, Trey	9	9	247	27.4	20	54	.370	3	14	.214	8	13	.615	4	23	27	3.0	14	0	34	13	0	8	51	5.7
23	TOMAIC, Joshua	9	0	136	15.1	16	30	.533	3	8	.375	2	4	.500	7	20	27	3.0	24	0	8	7	2	11	37	4.1
33	AROP, Aguek	7	4	122	17.4	14	33	.424	2	9	.222	7	12	.583	11	9	20	2.9	15	0	7	7	2	8	37	5.3
02	SEIKO, Adam	9	4	183	20.3	10	32	.313	10	28	.357	6	8	.750	2	17	19	2.1	16	0	13	9	0	8	36	4.0
00	JOHNSON, Keshad	6	0	67	11.2	9	19	.474	3	8	.375	5	12	.417	7	8	15	2.5	1	0	4	3	3	1	26	4.3
05	BUTLER, Lamont	9	0	69	7.7	6	14	.429	2	4	.500	4	4	1.000	1	4	5	0.6	14	0	4	7	1	3	18	2.0
10	DINWIDDIE JR., Keith	2	0	20	10.0	6	13	.462	6	11	.545	0	0	.000	0	1	1	0.5	1	0	0	1	0	0	18	9.0
12	EVANS, Che	2	0	8	4.0	1	4	.250	0	2	.000	0	0	.000	0	1	1	0.5	1	0	0	0	0	0	2	1.0
21	BARNETT, Jared	2	0	5	2.5	0	1	.000	0	0	.000	0	0	.000	0	1	1	0.5	0	0	1	1	0	0	0	0.0
14	ALGER, Cade	2	0	5	2.5	0	0	.000	0	0	.000	0	0	.000	0	0	0	0.0	0	0	0	1	0	0	0	0.0
24	BROUGHTON, Tyler	1	0	1	1.0	0	0	.000	0	0	.000	0	0	.000	0	0	0	0.0	0	0	0	0	0	0	0	0.0
42	BROUGHTON, Triston	1	0	1	1.0	0	0	.000	0	0	.000	0	0	.000	0	0	0	0.0	0	0	0	0	0	0	0	0.0
TEAM															14	13	27	3.0	0			4			0	
SAN DIEGO STATE		9				216	494	.437	85	223	.381	122	167	.731	76	222	298	33.1	163	2	127	107	25	75	639	71.0
OPPONENTS		9				191	469	.407	65	196	.332	104	138	.754	73	221	294	32.7	162	4	125	142	23	38	551	61.2

SCORE BY PERIODS:	1st	2nd	Total
SAN DIEGO STATE	312	327	- 639
OPPONENTS	254	297	- 551

## Away/Neutral: 4-2 (Away: 3-2, Neutral: 1-0)

No.	Player	GP	GS	Min	Avg	TOTAL			3-PTS			REBOUNDS			PF	FO	A	TO	Blk	Stl	Pts	Avg				
						FG	FGA	Pct	3FG	FGA	Pct	FT	FTA	Pct									Off	Def	Tot	Avg
20	SCHAKEL, Jordan	6	6	170	28.3	34	70	.486	19	44	.432	11	12	.917	4	14	18	3.0	7	0	5	4	1	7	98	16.3
31	MENSAH, Nathan	6	6	129	21.5	28	43	.651	0	2	.000	13	23	.565	16	36	52	8.7	13	0	3	16	13	5	69	11.5
03	GOMEZ, Terrell	6	2	150	25.0	18	44	.409	15	31	.484	2	2	1.000	1	5	6	1.0	10	0	21	4	0	5	53	8.8
11	MITCHELL, Matt	4	3	92	23.0	8	26	.308	4	10	.400	24	31	.774	2	16	18	4.5	10	0	9	11	1	2	44	11.0
02	SEIKO, Adam	6	2	124	20.7	12	23	.522	9	18	.500	2	5	.400	3	13	16	2.7	5	0	11	3	0	2	35	5.8
04	PULLIAM, Trey	6	6	152	25.3	13	36	.361	3	10	.300	3	4	.750	4	17	21	3.5	14	0	13	6	0	5	32	5.3
33	AROP, Aguek	6	3	92	15.3	11	23	.478	0	3	.000	6	12	.500	9	4	13	2.2	12	0	4	8	1	4	28	4.7
05	BUTLER, Lamont	6	2	90	15.0	11	23	.478	1	6	.167	3	4	.750	2	10	12	2.0	10	0	9	13	0	10	26	4.3
23	TOMAIC, Joshua	6	0	83	13.8	10	25	.400	0	7	.000	6	9	.667	10	8	18	3.0	18	1	3	3	3	2	26	4.3
10	DINWIDDIE JR., Keith	3	0	20	6.7	6	12	.500	3	7	.429	0	0	.000	1	0	1	0.3	0	0	3	0	0	2	15	5.0
00	JOHNSON, Keshad	5	0	73	14.6	3	9	.333	0	2	.000	5	10	.500	5	18	23	4.6	7	0	7	5	4	2	11	2.2
14	ALGER, Cade	2	0	5	2.5	3	4	.750	0	0	.000	1	3	.333	2	0	2	1.0	0	0	0	0	0	0	7	3.5
12	EVANS, Che	3	0	15	5.0	1	2	.500	1	1	1.000	0	0	.000	0	2	2	0.7	0	0	1	3	0	0	3	1.0
21	BARNETT, Jared	2	0	5	2.5	0	0	.000	0	0	.000	0	0	.000	0	0	0	0.0	1	0	1	2	0	1	0	0.0
TEAM															12	12	24	4.0	2			3			0	
SAN DIEGO STATE		6				158	340	.465	55	141	.390	76	115	.661	71	155	226	37.7	109	1	90	81	23	47	447	74.5
OPPONENTS		6				123	305	.403	51	143	.357	61	93	.656	47	132	179	29.8	114	7	76	97	19	41	358	59.7

SCORE BY PERIODS:	1st	2nd	Total
SAN DIEGO STATE	223	224	- 447
OPPONENTS	155	203	- 358

## WIN/LOSS STATISTICS

Wins: 11

No.	Player	GP	GS	Min	Avg	TOTAL			3-PTS			REBOUNDS			PF	FO	A	TO	Blk	Stl	Pts	Avg						
						FG	FGA	Pct	3FG	FGA	Pct	FT	FTA	Pct									Off	Def	Tot	Avg		
20	SCHAKEL, Jordan	11	11	315	28.6	55	114	.482	35	76	.461	28	31	.903	7	36	43	3.9	16	0	14	9	1	10	173	15.7		
11	MITCHELL, Matt	10	9	270	27.0	32	77	.416	12	32	.375	59	72	.819	7	47	54	5.4	28	0	19	25	4	11	135	13.5		
31	MENSAH, Nathan	11	11	238	21.6	47	75	.627	0	3	.000	29	45	.644	27	57	84	7.6	27	0	6	17	19	7	123	11.2		
03	GOMEZ, Terrell	11	3	257	23.4	31	75	.413	23	56	.411	4	4	1.000	1	15	16	1.5	13	0	36	15	0	11	89	8.1		
04	PULLIAM, Trey	11	11	278	25.3	28	61	.459	4	16	.250	6	10	.600	6	24	30	2.7	16	0	32	13	0	9	66	6.0		
33	AROP, Aguek	10	5	161	16.1	23	46	.500	2	8	.250	13	23	.565	16	8	24	2.4	21	0	10	9	3	8	61	6.1		
02	SEIKO, Adam	11	3	215	19.5	14	39	.359	12	32	.375	8	13	.615	4	24	28	2.5	16	0	17	8	0	7	48	4.4		
23	TOMAIC, Joshua	11	0	156	14.2	20	36	.556	2	8	.250	5	8	.625	14	19	33	3.0	34	1	9	9	4	9	47	4.3		
00	JOHNSON, Keshad	7	0	101	14.4	12	23	.522	3	8	.375	8	16	.500	9	20	29	4.1	7	0	10	6	5	3	35	5.0		
05	BUTLER, Lamont	11	2	124	11.3	11	28	.393	3	9	.333	6	6	1.000	3	12	15	1.4	23	0	11	13	1	8	31	2.8		
10	DINWIDDIE JR., Keith	5	0	40	8.0	12	25	.480	9	18	.500	0	0	.000	1	1	2	0.4	1	0	3	1	0	2	33	6.6		
14	ALGER, Cade	4	0	10	2.5	3	4	.750	0	0	.000	1	3	.333	2	0	2	0.5	0	0	0	1	0	0	7	1.8		
12	EVANS, Che	5	0	23	4.6	2	6	.333	1	3	.333	0	0	.000	0	3	3	0.6	1	0	1	3	0	0	5	1.0		
21	BARNETT, Jared	4	0	10	2.5	0	1	.000	0	0	.000	0	0	.000	0	1	1	0.3	1	0	2	3	0	1	0	0.0		
24	BROUGHTON, Tyler	1	0	1	1.0	0	0	.000	0	0	.000	0	0	.000	0	0	0	0.0	0	0	0	0	0	0	0	0.0		
42	BROUGHTON, Triston	1	0	1	1.0	0	0	.000	0	0	.000	0	0	.000	0	0	0	0.0	0	0	0	0	0	0	0	0.0		
TEAM															15	22	37	3.4	0						5			0
SAN DIEGO STATE		11				290	610	.475	106	269	.394	167	231	.723	112	289	401	36.5	204	1	170	137	37	86	853	77.5		
OPPONENTS		11				223	559	.399	82	244	.336	118	175	.674	81	238	319	29.0	214	9	144	175	27	56	646	58.7		

SCORE BY PERIODS:	1st	2nd	Total
SAN DIEGO STATE	423	430	- 853
OPPONENTS	286	360	- 646

Loses: 4

No.	Player	GP	GS	Min	Avg	TOTAL			3-PTS			REBOUNDS			PF	FO	A	TO	Blk	Stl	Pts	Avg						
						FG	FGA	Pct	3FG	FGA	Pct	FT	FTA	Pct									Off	Def	Tot	Avg		
11	MITCHELL, Matt	3	3	92	30.7	21	42	.500	7	15	.467	10	12	.833	3	9	12	4.0	7	0	7	12	0	3	59	19.7		
03	GOMEZ, Terrell	4	0	93	23.3	13	36	.361	9	19	.474	2	2	1.000	0	5	5	1.3	5	0	5	1	0	5	37	9.3		
20	SCHAKEL, Jordan	4	4	118	29.5	13	39	.333	8	25	.320	0	0	.000	1	13	14	3.5	12	1	3	3	1	5	34	8.5		
31	MENSAH, Nathan	4	4	94	23.5	10	19	.526	0	0	.000	8	16	.500	7	14	21	5.3	9	1	4	7	7	3	28	7.0		
02	SEIKO, Adam	4	3	92	23.0	8	16	.500	7	14	.500	0	0	.000	1	6	7	1.8	5	0	7	4	0	3	23	5.8		
04	PULLIAM, Trey	4	4	121	30.3	5	29	.172	2	8	.250	5	7	.714	2	16	18	4.5	12	0	15	6	0	4	17	4.3		
23	TOMAIC, Joshua	4	0	63	15.8	6	19	.316	1	7	.143	3	5	.600	3	9	12	3.0	8	0	2	1	1	4	16	4.0		
05	BUTLER, Lamont	4	0	35	8.8	6	9	.667	0	1	.000	1	2	.500	0	2	2	0.5	1	0	2	7	0	5	13	3.3		
33	AROP, Aguek	3	2	53	17.7	2	10	.200	0	4	.000	0	1	.000	4	5	9	3.0	6	0	1	6	0	4	4	1.3		
00	JOHNSON, Keshad	4	0	39	9.8	0	5	.000	0	2	.000	2	6	.333	3	6	9	2.3	1	0	1	2	2	0	2	0.5		
TEAM															11	3	14	3.5	2						2			0
SAN DIEGO STATE		4				84	224	.375	34	95	.358	31	51	.608	35	88	123	30.8	68	2	47	51	11	36	233	58.2		
OPPONENTS		4				91	215	.423	34	95	.358	47	56	.839	39	115	154	38.5	62	2	57	64	15	23	263	65.8		

SCORE BY PERIODS:	1st	2nd	Total
SAN DIEGO STATE	112	121	- 233
OPPONENTS	123	140	- 263

## SAN DIEGO STATE THANKSGIVING CLASSIC

Record: 2-0

No.	Player	GP	GS	Min	Avg	TOTAL			3-PTS			FT			REBOUNDS				PF	FO	A	TO	Blk	Stl	Pts	Avg		
						FG	FGA	Pct	3FG	FGA	Pct	FT	FTA	Pct	Off	Def	Tot	Avg										
11	MITCHELL, Matt	2	2	56	28.0	9	23	.391	4	11	.364	4	5	.800	1	5	6	3.0	4	0	4	3	0	4	26	13.0		
03	GOMEZ, Terrell	2	0	36	18.0	5	12	.417	4	9	.444	4	4	1.000	0	1	1	0.5	1	0	3	4	0	3	18	9.0		
20	SCHAKEL, Jordan	2	2	56	28.0	5	15	.333	4	10	.400	4	4	1.000	0	5	5	2.5	5	0	1	1	0	1	18	9.0		
04	PULLIAM, Trey	2	2	50	25.0	7	12	.583	2	4	.500	1	3	.333	2	4	6	3.0	2	0	7	2	0	0	17	8.5		
00	JOHNSON, Keshad	2	0	29	14.5	5	10	.500	3	5	.600	3	4	.750	4	3	7	3.5	0	0	2	1	1	1	16	8.0		
33	AROP, Aguek	2	2	46	23.0	4	12	.333	0	2	.000	6	10	.600	6	5	11	5.5	6	0	3	1	0	1	14	7.0		
23	TOMAIC, Joshua	2	0	32	16.0	6	9	.667	1	4	.250	1	1	1.000	2	2	4	2.0	7	0	4	3	0	2	14	7.0		
31	MENSAH, Nathan	2	2	38	19.0	6	12	.500	0	1	.000	1	3	.333	4	8	12	6.0	6	0	2	0	1	2	13	6.5		
10	DINWIDDIE JR., Keith	1	0	4	4.0	2	4	.500	2	3	.667	0	0	.000	0	0	0	0.0	0	0	0	0	0	0	6	6.0		
05	BUTLER, Lamont	2	0	18	9.0	2	5	.400	1	2	.500	0	0	.000	0	0	0	0.0	3	0	1	1	0	1	5	2.5		
02	SEIKO, Adam	2	0	30	15.0	1	5	.200	1	3	.333	0	0	.000	2	3	5	2.5	4	0	3	1	0	1	3	1.5		
12	EVANS, Che	1	0	3	3.0	0	1	.000	0	1	.000	0	0	.000	0	0	0	0.0	1	0	0	0	0	0	0	0.0		
14	ALGER, Cade	1	0	1	1.0	0	0	.000	0	0	.000	0	0	.000	0	0	0	0.0	0	0	0	0	0	0	0	0.0		
21	BARNETT, Jared	1	0	1	1.0	0	0	.000	0	0	.000	0	0	.000	0	1	1	1.0	0	0	0	1	0	0	0	0.0		
TEAM															4	3	7	3.5	0					2				0
<b>SAN DIEGO STATE</b>		<b>2</b>				<b>52</b>	<b>120</b>	<b>.433</b>	<b>22</b>	<b>55</b>	<b>.400</b>	<b>24</b>	<b>34</b>	<b>.706</b>	<b>25</b>	<b>40</b>	<b>65</b>	<b>32.5</b>	<b>39</b>	<b>0</b>	<b>30</b>	<b>20</b>	<b>2</b>	<b>16</b>	<b>150</b>	<b>75.0</b>		
<b>OPPONENTS</b>		<b>2</b>				<b>40</b>	<b>91</b>	<b>.440</b>	<b>12</b>	<b>39</b>	<b>.308</b>	<b>24</b>	<b>38</b>	<b>.632</b>	<b>16</b>	<b>50</b>	<b>66</b>	<b>33.0</b>	<b>36</b>	<b>1</b>	<b>24</b>	<b>40</b>	<b>7</b>	<b>3</b>	<b>116</b>	<b>58.0</b>		

SCORE BY PERIODS:	1st	2nd	Total
SAN DIEGO STATE	68	82	-150
OPPONENTS	53	63	-116

## TEAM GAME-BY-GAME

Opponent	Site/Date	FG-FGA	Pct	3P-3PA	Pct	FT-FTA	Pct	Off-Def	Tot	PF	AT	TO	BS	ST	1st-2nd	Pts
at (rv/rv) SDSU (22/21) UCLA	H 11/25	27-58 17-43	.466 .395	9-23 7-21	.391 .333	10-12 17-24	.833 .708	12-22 7-21	34 28	21 18	16 10	10 15	2 2	5 1	34-39 28-30	73 58
at (rv/rv) SDSU UC Irvine	H 11/27	25-62 23-48	.403 .479	13-32 5-18	.406 .278	14-22 7-4	.636 .500	13-18 9-29	31 38	17 19	14 14	10 25	0 5	11 2	34-43 25-33	77 58
at (rv/rv) SDSU St. Katherine	H 12/2	27-56 14-56	.482 .250	11-29 7-26	.379 .269	18-22 6-8	.818 .750	4-36 8-26	40 34	15 19	15 13	9 17	3 0	12 2	48-35 16-25	83 41
at (rv/rv) SDSU Pepperdine	H 12/6	21-50 23-54	.420 .426	2-19 7-21	.105 .333	21-31 7-10	.667 .700	11-27 5-22	38 27	18 23	11 14	15 16	3 3	11 6	20-45 34-26	65 60
(24/rv) SDSU at (23/23) Arizona State	A 12/10	27-61 20-58	.443 .345	8-25 13-34	.320 .382	18-25 15-22	.720 .682	11-33 10-27	44 37	20 23	14 14	12 13	3 5	8 5	35-45 33-35	80 68
at (18/20) SDSU Brigham Young	H 12/18	21-57 25-54	.368 .463	9-25 7-23	.360 .304	11-15 15-16	.733 .938	11-15 14-26	26 40	17 16	12 15	13 17	3 3	11 4	20-42 35-37	62 72
(rv/rv) SDSU vs. Saint Mary's	N 12/22	24-43 18-58	.558 .310	7-17 5-22	.412 .227	19-24 8-15	.792 .533	5-31 15-17	36 32	19 21	11 7	12 10	11 0	4 6	40-34 20-29	74 49
at (rv/23) SDSU Colorado State	H 1/2	23-57 24-57	.404 .421	14-30 11-27	.467 .407	7-12 11-13	.583 .846	5-26 8-31	31 39	17 15	18 16	10 13	9 4	3 1	40-27 33-37	67 70
at (rv/rv) SDSU (--/rv) Colorado State	H 1/4	29-52 20-47	.558 .426	14-27 7-20	.519 .350	6-11 18-25	.545 .720	6-24 8-19	30 27	25 16	18 15	17 17	4 1	8 7	50-28 24-41	78 65
at (rv/rv) SDSU Nevada	H 1/7	20-49 21-57	.408 .368	6-16 7-20	.375 .350	19-22 6-25	.864 .31	4-31 6-25	35 31	14 19	10 12	10 9	4 5	4 5	32-33 28-32	65 60
at (rv/rv) SDSU Nevada	H 1/9	23-53 24-53	.434 .453	7-22 7-20	.318 .350	16-20 12-15	.800 .800	10-23 8-22	33 30	18 18	13 16	13 13	3 3	4 7	34-35 31-36	69 67
(rv/rv) SDSU at Utah State	A 1/14	17-54 23-53	.315 .434	5-21 9-23	.238 .391	6-9 2-2	.667 1.000	11-23 7-29	34 36	11 12	10 15	16 18	2 4	10 10	20-25 33-24	45 57
(rv/rv) SDSU at Utah State	A 1/16	23-56 19-51	.411 .373	6-19 7-22	.316 .318	7-15 19-25	.467 .760	8-24 10-29	32 39	23 19	7 11	12 16	3 7	6 5	32-27 22-42	59 64
(--/rv) SDSU at Air Force	A 1/22	36-66 22-40	.545 .550	13-29 9-21	.448 .429	13-24 8-13	.542 .615	20-18 3-14	38 17	18 19	27 13	16 27	1 1	15 9	52-46 16-45	98 61
(--/rv) SDSU at Air Force	A 1/24	31-60 21-45	.517 .467	16-30 8-21	.533 .381	13-18 9-16	.722 .563	16-26 2-16	42 18	18 20	21 16	13 13	3 2	4 6	44-47 31-28	91 59



## INDIVIDUAL GAME-BY-GAME (POINTS/REBOUNDS/ASSISTS)

Opponent	0 Keshad Johnson	2 Adam Seiko	3 Terrell Gomez	4 Trey Pulliam	5 Lamont Butler	10 Keith Dinwiddie	11 Matt Mitchell	12 Che Evans	14 Cade Alger	20 Jordan Schakel	21 Jared Barnett	23 Joshua Tomaic	24 Tyler Broughton	31 Nathan Mensah	32 Derek Morhar	33 Aguiek Arop	42 Triston Broughton
UCLA	2/3/2	0/3/1	10/1/2	8/4/6	0/0/0	CD	15/2/2	CD	CD	15/3/0	CD	9/3/1	CD	4/7/1	CD	10/4/1	CD
UC IRVINE	14/4/0	3/2/2	8/0/1	9/2/1	5/0/1	6/0/0	11/4/2	0/0/0	0/0/0	3/2/1	0/1/0	5/1/3	CD	9/5/1	CD	4/7/2	CD
ST. KATHERINE	9/5/2	0/4/0	13/3/2	6/1/4	6/3/1	12/1/0	10/4/3	2/1/0	0/0/0	16/3/1	0/0/1	0/6/0	0/0/0	9/7/0	CD	INJ	0/0/0
PEPPERDINE	1/0/0	6/4/2	2/3/3	2/3/3	0/0/0	CD	13/5/0	CD	CD	17/5/0	CD	10/5/0	CD	6/6/0	CD	8/4/3	CD
at Arizona State	DNT	2/3/1	6/0/4	7/1/2	2/3/2	DNT	14/5/2	DNT	DNT	25/6/0	DNT	3/2/0	DNT	17/15/1	DNT	4/3/2	DNT
BRIGHAM YOUNG	0/2/0	6/1/0	2/0/0	3/4/5	0/0/1	CD	35/3/2	CD	CD	3/3/1	CD	3/2/2	CD	8/3/1	CD	2/4/0	CD
vs. Saint Mary's #	1/4/1	5/5/0	13/0/4	7/2/0	2/0/0	0/0/0	10/4/2	0/0/0	CD	12/2/0	CD	4/2/1	DNT	18/13/1	DNT	2/0/1	DNT
COLORADO STATE*	0/1/0	12/2/4	19/2/2	2/5/6	0/0/0	INJ	14/7/3	CD	CD	12/5/1	INJ	4/3/0	CD	4/4/2	CD	ILL	CD
COLORADO STATE*	INJ	0/0/2	13/1/4	4/3/5	4/1/1	INJ	12/5/2	CD	INJ	28/9/3	INJ	4/3/1	CD	11/8/0	CD	2/0/0	CD
NEVADA*	INJ	3/2/1	0/0/3	10/3/1	3/1/0	INJ	20/10/0	CD	INJ	8/6/3	INJ	0/3/0	CD	16/7/1	CD	5/1/1	CD
NEVADA*	INJ	6/1/0	6/5/3	7/2/3	0/0/0	INJ	20/8/3	CD	CD	7/4/2	INJ	2/1/1	CD	15/6/1	CD	6/0/0	CD
at Utah State*	0/1/0	3/2/2	0/2/2	5/5/2	0/0/0	CD	10/2/2	CD	CD	8/3/1	CD	4/4/0	DNT	13/9/1	DNT	2/2/0	DNT
at Utah State*	2/5/1	2/2/1	16/1/1	7/4/2	13/2/1	CD	INJ	CD	CD	11/3/0	CD	5/3/0	DNT	3/5/0	DNT	0/3/1	DNT
at Air Force*	6/6/2	14/0/5	3/0/4	0/5/6	7/4/5	13/1/2	INJ	3/2/0	3/0/0	18/2/1	0/0/1	4/5/1	DNT	13/7/0	DNT	14/2/0	DNT
at Air Force*	2/7/3	9/4/2	15/3/6	6/4/1	2/3/1	2/0/1	10/7/3	0/0/0	4/2/0	24/2/3	0/0/0	6/2/1	DNT	5/3/0	DNT	6/3/0	DNT
WYOMING*																	
WYOMING*																	
at New Mexico*																	
at New Mexico*																	
SAN JOSE STATE*																	
SAN JOSE STATE*																	
at Fresno State*																	
at Fresno State*																	
BOISE STATE *																	
BOISE STATE*																	
at UNLV (Postponed)																	
at UNLV (Postponed)																	

Red indicates players started. CD – Did Not Play-Coach's Decision. DND - Did Not Dress. DNT - Did Not Travel. INJ – Did Not Play-Injured. SUSP - Suspension. Caps denotes home game. # - Matt Athletics Center (San Luis Obispo, Calif.). \* – Mountain West Game.  
 ^ - Mountain West Men's Basketball Championship (Thomas & Mack Center; Las Vegas, Nevada).

## STARTING LINEUPS

F	F	F	G	G	W-L	Record As SDSU Starter	Season	Career*
Mitchell	Mensah	Arop	Pulliam	Schakel	5-1	Aguiek Arop	5-2	5-2
F	F	G	G	G		Lamont Butler	2-0	2-0
Mitchell	Mensah	Gomez	Pulliam	Schakel	1-0	Terrell Gomez	3-0	3-0
F	F	G	G	G		Nathan Mensah	11-4	37-11
Mitchell	Mensah	Seiko	Pulliam	Schakel	3-2	Matt Mitchell	9-3	69-27
F	F	G	G	G		Trey Pulliam	11-4	11-4
Arop	Mensah	Seiko	Pulliam	Schakel	0-1	Jordan Schakel	11-4	49-13
G	F	G	G	G		Adam Seiko	3-3	3-3
Butler	Mensah	Gomez	Pulliam	Schakel	2-0			

\* - Aztec career

# INDIVIDUAL SUPERLATIVES

Category	San Diego State	Opponent
Points Scored	35 - Matt Mitchell vs. Brigham Young (12-18-20)	25 - Alonzo Verge Jr., Arizona State (12-10-20)
Field Goals	12 - Matt Mitchell vs. Brigham Young (12-18-20)	8 - Grant Sherfield, Nevada (1-7-21); Alonzo Verge Jr., ASU (12-10-20); Kessler Edwards, Pepperdine (12-6-20)
Field Goals Attempted	17 - Jordan Schakel at Air Force (1-24-21); Matt Mitchell vs. Brigham Young (12-18-20)	20 - Alonzo Verge Jr., Arizona State (12-10-20)
Highest FG Percentage (min. 5 made)	.889 (8-9) - Nathan Mensah vs. Saint Mary's (12-22-20)	.833 (5-6) - Matt Haarms, Brigham Young (12-18-20)
Highest FG Percentage (min. 10 made)	.706 (12-17) - Matt Mitchell vs. Brigham Young (12-18-20)	
3-Point Field Goals Made	8 - Jordan Schakel vs. Colorado State (1-4-21)	7 - Alonzo Verge Jr., Arizona State (12-10-20)
3-Point Field Goals Attempted	13 - Jordan Schakel at Air Force (1-24-21)	14 - Alonzo Verge Jr., Arizona State (12-10-20)
3-Point Field Goal Percentage (min. 4 made)	.727 (8-11) - Jordan Schakel vs. Colorado State (1-4-21)	.667 (4-6) - Desmond Cambridge, Nevada (1-7-21)
3-Point Field Goal Percentage (min. 5 made)	.727 (8-11) - Jordan Schakel vs. Colorado State (1-4-21)	.500 (7-14) - Alonzo Verge Jr., Arizona State (12-10-20)
Free Throws	12 - Matt Mitchell at Arizona State (12-10-20)	8 - four times; last: Steven Ashworth, Utah State (1-16-21)
Free Throws Attempted	15 - Matt Mitchell at Arizona State (12-10-20)	13 - Cody Reily, UCLA (11-25-20)
Free Throw Percentage (min. 7 made)	1.000 (11-11) - Matt Mitchell vs. Nevada (1-9-21)	1.000 (8-8) - Steven Ashworth, Utah State (1-16-21); Josh Christopher, Arizona State (12-10-20)
Free Throw Percentage (min. 10 made)	1.000 (11-11) - Matt Mitchell vs. Nevada (1-9-21)	
Offensive Rebounds	4 - Nathan Mensah at Arizona State (12-10-20)	5 - Neemias Queta, Utah State (1-14-21)
Defensive Rebounds	11 - Nathan Mensah at Arizona State (12-10-20)	11 - Neemias Queta, Utah State (1-14-21); David Roddy, Colorado State (1-2-21)
Total Rebounds	15 - Nathan Mensah at Arizona State (12-10-20)	16 - Neemias Queta, Utah State (1-14-21)
Assists	6 - Gomez at AFA(1-24-21); Pulliam at AFA (1-22-21), vs. CSU (1-2-21), vs. UCLA (11-25-20)	10 - Isaiah Stevens Colorado State (1-4-21)
Blocked Shots	6 - Nathan Mensah vs. Saint Mary's (12-22-20)	5 - Neemias Queta, Utah State (1-16-21)
Steals	5 - Lamont Butler at Utah State (1-16-21)	4 - Chris Joyce, Air Force (1-22-21)
Minutes Played	34:33 - Trey Pulliam vs. Colorado State (1-2-21)	40:00 - Isaiah Stevens, Colorado State (1-4-21); Colbey Ross, Pepperdine (12-6-20)

# TEAM SUPERLATIVES

SDSU High	SDSU Low	Category	Opponent High	Opponent Low
98, at Air Force (1-22-21)	45, at Utah State (1-14-21)	Points Scored	70, vs. Colorado State (1-2-21)	41, vs. St. Katherine (12-2-20)
36, at Air Force (1-22-21)	17, at Utah State (1-14-21)	Field Goals	25, vs. Brigham Young (12-18-20)	14, vs. St. Katherine (12-2-20)
66, at Air Force (1-22-21)	43, vs. Saint Mary's (12-22-20)	Field Goals Attempted	58, vs. Saint Mary's (12-22-20); at Arizona State (12-10-20)	40, at Air Force (1-22-21)
.558, vs. CSU (1-4-21); vs. SMC (12-22-20)	.315 at Utah State (1-14-21)	FG Percentage	.550, at Air Force (1-22-21)	.250, vs. St. Katherine (12-2-20)
16, at Air Force (1-24-21)	2, vs. Pepperdine (12-6-20)	3-Point Field Goals Made	13, at Arizona State (12-10-20)	5, vs. UC Irvine (11-27-20); vs. Saint Mary's (12-22-20)
32, vs. UC Irvine (11-27-20)	16, vs. Nevada (1-7-21)	3-Point Field Goals Attempted	34, at Arizona State (12-10-20)	18, vs. UC Irvine (11-27-20)
.533 at Air Force (1-24-21)	.105, vs. Pepperdine (12-6-20)	3-Point Field Goal Percentage	.429, at Air Force (1-22-21)	.227, vs. Saint Mary's (12-22-20)
21, vs. Pepperdine (12-6-20)	6, at USU (1-14-21); vs. CSU (1-4-21)	Free Throws Made	19, at Utah State (1-16-21)	2, at Utah State (1-14-21)
31, vs. Pepperdine (12-6-20)	9, at Utah State (1-14-21)	Free Throws Attempted	25, at Utah State (1-16-21); vs. Colorado State (1-4-21)	2, at Utah State (1-14-21)
.864, vs. Nevada (1-7-21)	.467, at Utah State (1-16-21)	Free Throw Percentage	1.000, at Utah State (1-14-21)	.500, vs. UC Irvine (11-27-20)
20, at Air Force (1-22-21)	4, vs. Nevada (1-7-21); vs. SKU (12-2-20)	Offensive Rebounds	15, vs. Saint Mary's (12-22-20)	2, at Air Force (1-24-21)
36, vs. St. Katherine (12-2-20)	15, vs. Brigham Young (12-18-20)	Defensive Rebounds	31, vs. Colorado State (1-2-21)	14, at Air Force (1-22-21)
44, at Arizona State (12-10-20)	26, vs. Brigham Young (12-18-20)	Total Rebounds	40, vs. Brigham Young (12-18-20)	17, at Air Force (1-22-21)
25, vs. Colorado State (1-4-21)	11, at Utah State (1-14-21)	Fouls	23, at Arizona State (12-10-20); vs. Pepperdine (12-6-20)	12, at Utah State (1-14-21)
1, vs. CSU (1-2-21), vs. BYU (12-18-20)	0, 12 times, last at Air Force (1-24-21)	Fouled Out	2, at Air Force (1-24-21); at Air Force (1-22-21)	0, 6 times, last at Utah State (1-14-21)
27, at Air Force (1-22-21)	7 at Utah State (1-16-21)	Assists	16, at Air Force (1-24-21), vs. UN (1-9-21); vs. CSU (1-2-21)	7, vs. Saint Mary's (12-22-20)
17, vs. Colorado State (1-4-21)	9, vs. St. Katherine (12-2-20)	Turnovers	27, at Air Force (1-22-21)	9, vs. Nevada (1-7-21)
11, vs. Saint Mary's (12-22-20)	0, vs. UC Irvine (11-27-20)	Blocked Shots	7, at Utah State (1-16-21)	0, vs. St. Katherine (12-2-20); vs. Saint Mary's (12-22-20)
15, at Air Force (1-22-21)	4, 4x; last: at Air Force (1-24-21)	Steals	10, at Utah State (1-14-21)	1, vs. UCLA (11-25-20)
52 (1st), at Air Force (1-22-21)	20, 3x, last (1st) at Utah State (1-14-21)	Points/Half	45 (2nd), at Air Force (1-22-21)	16 (1st), vs. St. Katherine (12-2-20)
.704 (1st), at Air Force (1-22-21)	.250 (1st), vs. Brigham Young (12-18-20)	FG Percentage/Half	.696 (2nd), at Air Force (1-22-21)	.200 (1st), vs. St. Katherine (12-2-20)
5, at Air Force (1-22-21)	1, vs. Brigham Young (12-18-20)	Double-Figure Scorers	5, vs. Colorado State (1-2-21)	1, vs. St. Katherine (12-2-20); vs. Saint Mary's (12-22-20)
+24, at Air Force (1-24-21)	-14, vs. Brigham Young (12-18-20)	Rebound Margin	+14, vs. Brigham Young (12-18-20)	-24, at Air Force (1-24-21)
+36, at Air Force (1-22-21)	-15, vs. Brigham Young (12-18-20)	Halftime Scoring Margin	+15, vs. Brigham Young (12-18-20)	-36, at Air Force (1-22-21)

# BIGGEST LEADS/TIME IN LEAD/SPECIALTY STATISTICS

Date	Opponent	SDSU Result	SDSU Big Lead	Opp Big Lead	Ties	LC	SDSU in Lead	Opp in Lead	Tied	Paint		Off TOs		2nd Ch.		Bench	
										SD	Opp	SD	Opp	SD	Opp	SD	Opp
Nov. 25	UCLA #	W 73-58	18	6	1	1	! 28:03	11:00	0:57	24	12	14	12	12	9	21	3
Nov. 27	UC IRVINE #	W 77-58	28	3	7	3	! 25:54	8:56	5:10	18	22	26	11	17	6	41	29
Dec. 2	ST. KATHERINE	W 83-41	49	4	2	5	! 33:01	2:58	4:01	26	10	26	10	4	2	29	15
Dec. 6	PEPPERDINE (D)	W 65-60	6	16	1	1	6:17	33:04	0:39	30	26	15	11	19	3	19	2
Dec. 10	at Arizona State	W 80-68	20	2	3	10	34:44	3:09	2:07	36	8	16	12	17	7	13	8
Dec. 18	BRIGHAM YOUNG (D)	L 62-72	1	17	2	2	0:24	36:32	3:04	20	30	15	9	4	11	11	22
Dec. 22	vs. Saint Mary's @	W 74-49	29	0	0	0	! 39:46	0:00	0:14	28	24	15	13	10	10	25	12
Jan. 2	COLORADO STATE*	L 67-70	26	3	2	2	38:39	0:39	0:42	12	24	16	9	3	9	23	16
Jan. 4	COLORADO STATE*	W 78-65	29	0	1	0	!39:08	0:00	0:52	24	22	25	18	9	4	23	22
Jan. 7	NEVADA*	W 65-60	7	2	7	6	34:13	0:58	4:49	26	16	8	11	4	5	8	4
Jan. 9	NEVADA*	W 69-67	10	2	4	2	38:23	0:21	1:16	28	24	12	9	10	9	14	20
Jan. 14	at Utah State*	L 45-57	3	13	2	2	2:09	36:04	1:47	16	20	16	12	4	6	6	16
Jan. 16	at Utah State* (D)	L 59-64	10	8	7	6	13:56	20:23	5:41	26	18	17	14	3	6	36	28
Jan. 22	at Air Force*	W 98-61	52	1	1	2	! 37:05	0:23	2:32	36	22	39	12	16	2	57	26
Jan. 24	at Air Force*	W 91-59	35	2	1	3	! 37:48	1:24	0:48	28	18	21	7	15	0	39	17

Caps denotes home game. ! - Game in which San Diego State never trailed in the second half. D - Game what was played during the day. # - San Diego State Thanksgiving Classic. @ - Mott Athletics Center (San Luis Obispo, Calif.). \* - Mountain West Game. ` - Mountain West Men's Basketball Championship (Thomas & Mack Center; Las Vegas, Nevada).

## LARGEST SAN DIEGO STATE RUNS (all (15) runs of at least 10-0)

Date	Opponent	Run	H Time Elapsed	SDSU First Score	Opponent Score	SDSU FGM-A	SDSU 3FG-A	SDSU FTM-A	Opp. FGM-A	Opp. 3FG-A	Opp. FTM-A	San Diego State Points By:	
Jan. 22	at Air Force*	22-0	1st	5:58	13:53	7:55	8-10	3-4	3-5	0-5	0-4	0-0	Arop 6, Seiko 5, Gomez 3, Butler 3, Johnson 2, Mensah 2, Schakel
Dec. 2	ST. KATHERINE	20-0	1st	6:11	6:11	0:00	7-10	4-7	2-2	0-7	0-3	0-2	Dinwiddie 6, Pulliam 4, Gomez 3, Schakel 3, Butler 2, Johnson 2
Dec. 2	ST. KATHERINE	19-0	1st	4:40	12:07	7:27	4-6	1-2	10-10	0-4	0-2	0-0	Schakel 7, Mensah 4, Gomez 3, Johnson 3, Butler 2
Jan. 22	at Air Force*	14-0	1st	4:16	6:02	1:46	5-6	2-3	0-0	0-3	0-0	0-0	Schakel 5, Arop 4, Seiko 3, Mensah 2
Jan. 2	COLORADO STATE*	14-0	1st	4:48	18:51	14:03	5-8	3-5	1-1	0-5	0-3	0-0	Mitchell 6, Schakel 6, Mensah 2
Dec. 18	BRIGHAM YOUNG (D)	14-0	2nd	3:34	5:06	1:32	5-6	4-5	0-0	0-3	0-3	0-0	Mitchell 11, Seiko 3
Dec. 10	at Arizona State	13-0	2nd	3:21	15:00	11:39	5-7	2-4	1-1	0-7	0-4	0-0	Schakel 8, Tomaic 3, Seiko 2
Jan. 4	COLOARDO STATE*	12-0	1st	8:45	5:04	3:41	4-6	1-1	3-3	0-4	0-2	0-0	Mensah 4, Gomz 3, Mitchell 3, Schakel 2
Jan. 24	at Air Force*	11-0	2nd	2:25	15:40	13:15	4-5	2-2	0-0	0-2	0-1	0-0	Schakel 8, Mitchell 3
Jan. 2	COLORADO STATE*	11-0	1st	3:01	13:41	10:40	4-4	3-3	0-2	0-4	0-2	0-1	Gomez 6, Seiko 3, Tomaic 2
Dec. 22	vs. Saint Mary's @	11-0	2nd	3:57	6:03	2:06	3-4	0-1	5-8	0-3	0-0	0-2	Mitchell 4, Mensah 4, Tomaic 2, Pulliam
Dec. 22	vs. Saint Mary's @	11-0	1st	4:36	10:25	5:49	5-6	1-1	0-0	0-7	0-2	0-0	Gomez 7, Butler 2, Mensah 2
Nov. 27	UC IRVINE #	11-0	1st	3:37	3:37	0:00	3-4	2-3	3-5	0-4	0-4	0-1	Mitchell 5, Pulliam 5, Arop 1
Dec. 10	at Arizona State	10-0	1st	3:56	18:03	14:07	3-6	2-3	2-4	0-6	0-5	0-0	Schakel 8, Mensah 2
Jan. 24	at Air Force*	10-0	2nd	4:31	10:17	5:46	4-5	2-3	0-0	0-4	0-3	0-2	Mitchell 3, Schakel 3, Arop 2, Tomaic 2

Caps denotes home game. D - Game what was played during the day. # - San Diego State Thanksgiving Classic. @ - Mott Athletics Center (San Luis Obispo, Calif.). \* - Mountain West Game. ` - Mountain West Men's Basketball Championship (Thomas & Mack Center; Las Vegas, Nevada).

### LEADS AND DEFICITS

	SEASON	MOUNTAIN WEST GAME
SDSU Biggest Halftime Lead	36 at Air Force (1-22-21)	36 at Air Force (1-22-21)
SDSU Biggest Halftime Lead Lost	10 at Utah State (1-16-21)	10 at Utah State (1-16-21)
SDSU Biggest Halftime Lead Lost in a Loss	10 at Utah State (1-16-21)	10 at Utah State (1-16-21)
SDSU Biggest Halftime Deficit	15 vs. Brigham Young (12-18-20)	13 at Utah State (1-14-21)
SDSU Biggest Halftime Deficit Overcome	14 vs. Pepperdine (12-6-20)	
SDSU Biggest Halftime Deficit Overcome for Victory	14 vs. Pepperdine (12-6-20)	
SDSU Biggest Lead	52 at Air Force (1-22-21)	52 at Air Force (1-22-21)
SDSU Biggest Lead Lost	26 vs. Colorado State (1-2-21)	26 vs. Colorado State (1-2-21)
SDSU Biggest Lead Lost in a Loss	26 vs. Colorado State (1-2-21)	26 vs. Colorado State (1-2-21)
SDSU Biggest Deficit	17 vs. Brigham Young (12-18-20)	13 at Utah State (1-14-21)
SDSU Biggest Deficit Overcome	17 vs. Brigham Young (12-18-20) tied	8 at Utah State (1-16-21)
SDSU Biggest Deficit Overcome in a Victory	16 vs. Pepperdine (12-6-20)	2 at Air Force (1-24-21); vs. Nevada (1-9-21); Nevada (1-7-21)

# MISCELLANEOUS STATISTICS

SEASON	SDSU Team Leader			Games With				Double-Doubles		
	Points	Rebounds	Assists	10+ Pts	20+Pts	30+Pts	10+Rebs	10+Ast	Point/Reb.	Point/Ast.
Cade Alger										
Aguek Arop		2	1	2						
Jared Barnett										
Triston Broughton										
Tyler Broughton										
Lamont Butler				1						
Keith Dinwiddie Jr.				2						
Che Evans										
Terrell Gomez	2		7	7						
Keshad Johnson	1	2		1						
Nathan Mensah	2	8		7			2		2	
Matt Mitchell	4	4	2	13	3	1	1		1	
Derek Morhar										
Trey Pulliam		1	10	1						
Jordan Schakel	7	1	1	10	3					
Adam Seiko			1	2						
Joshua Tomaic			1	1						

CAREER	SDSU Team Leader			Games With				Double-Doubles		
	Points	Rebounds	Assists	10+ Pts	20+Pts	30+Pts	10+Rebs	10+Ast	Point/Reb.	Point/Ast.
Cade Alger										
Aguek Arop		2	3	4						
Jared Barnett										
Triston Broughton										
Tyler Broughton										
Lamont Butler				1						
Keith Dinwiddie Jr.				2						
Che Evans										
Terrell Gomez	2		7	88	37	6		1		1
Keshad Johnson	1	3		1			1			
Nathan Mensah	3	22		17			9		5	
Matt Mitchell	19	18	9	70	11	2	2		2	
Derek Morhar										
Trey Pulliam		1	12	2						
Jordan Schakel	12	9	3	40	3					
Adam Seiko			1	3						
Joshua Tomaic			1	2						

DUNKS	Season	Gm. High
Nathan Mensah	10	2
Keshad Johnson	3	2
Matt Mitchell	3	1
Aguek Arop	2	1
Chase Alger	1	1
Lamont Butler	1	1
Keith Dinwiddie Jr.	1	1
Joshua Tomaic	1	1
<b>TOTAL</b>	<b>22</b>	<b>5</b>

TOP SCORING PERFORMANCES
35, Matt Mitchell vs. Brigham Young (12-18-20)
28, Jordan Schakel vs. Colorado State* (1-4-21)
25, Jordan Schakel at Arizona State (12-10-20)
24, Jordan Schakel at Air Force* (1-24-21)
20, Matt Mitchell vs. Nevada* (1-9-21)
20, Matt Mitchell vs. Nevada* (1-7-21)
19, Terrell Gomez vs. Colorado State* (1-2-21)
18, Jordan Schakel at Air Force* (1-22-21)
18, Nathan Mensah vs. Saint Mary's (12-22-20)
17, Nathan Mensah at Arizona State (12-10-20)
17, Jordan Schakel vs. Pepperdine (12-6-20)
16, Terrell Gomez at Utah State* (1-16-21)
16, Nathan Mensah vs. Nevada* (1-7-21)
16, Jordan Schakel vs. St. Katherine (12-2-20)
15, Terrell Gomez at Air Force* (1-24-21)
15, Nathan Mensah vs. Nevada* (1-9-21)
15, Matt Mitchell vs. UCLA (11-25-20)
15, Jordan Schakel vs. UCLA (11-25-20)

TOP REBOUNDING PERFORMANCES
15, Nathan Mensah at Arizona State (12-10-20)
13, Nathan Mensah vs. Saint Mary's (12-22-20)
10, Matt Mitchell vs. Nevada* (1-7-21)
9, Nathan Mensah at Utah State* (1-14-21)
9, Jordan Schakel vs. Colorado State* (1-4-21)
8, Matt Mitchell vs. Nevada* (1-9-21)
8, Nathan Mensah vs. Colorado State* (1-4-21)
7, Keshad Johnson at Air Force* (1-24-21)
7, Matt Mitchell at Air Force* (1-24-21)
7, Nathan Mensah at Air Force* (1-22-21)
7, Nathan Mensah vs. Nevada* (1-7-21)
7, Matt Mitchell vs. Colorado State* (1-2-21)
7, Nathan Mensah vs. St. Katherine (12-2-20)
7, Aguek Arop vs. UC Irvine (11-27-20)
7, Nathan Mensah vs. UCLA (11-25-20)

TOP ASSISTS PERFORMANCES
6, Terrell Gomez at Air Force* (1-24-21)
6, Trey Pulliam at Air Force* (1-22-21)
6, Trey Pulliam vs. Colorado State* (1-4-21)
6, Trey Pulliam vs. UCLA (11-25-20)
5, Lamont Butler at Air Force* (1-22-21)
5, Adam Seiko at Air Force* (1-22-21)
5, Trey Pulliam vs. Colorado State* (1-4-21)
5, Trey Pulliam vs. Brigham Young (12-18-20)
4, Terrell Gomez vs. Colorado State* (1-4-21)
4, Adam Seiko vs. Colorado State* (1-2-21)
4, Terrell Gomez vs. Saint Mary's (12-22-20)
4, Terrell Gomez at Arizona State (12-10-20)
4, Trey Pulliam vs. St. Katherine (12-2-20)

TOP 3-POINT FG PERFORMANCES
8, Jordan Schakel vs. Colorado State* (1-4-21)
6, Jordan Schakel at Air Force* (1-24-21)
5, Terrell Gomez at Air Force* (1-24-21)
5, Terrell Gomez vs. Colorado State* (1-2-21)
5, Matt Mitchell vs. Brigham Young (12-18-20)
5, Jordan Schakel at Arizona State (12-10-20)
4, Adam Seiko at Air Force* (1-22-21)
4, Terrell Gomez at Utah State* (1-16-21)
4, Jordan Schakel vs. Colorado State* (1-2-21)
4, Adam Seiko vs. Colorado State* (1-2-21)
4, Keith Dinwiddie Jr. vs. St. Katherine (12-2-20)

TOP STEALS PERFORMANCES
5, Lamont Butler at Utah State* (1-16-21)
4, Terrell Gomez at Air Force* (1-22-21)
4, Terrell Gomez vs. Colorado State* (1-14-21)
4, Trey Pulliam vs. St. Katherine (12-2-20)
3, Aguek Arop at Air Force* (1-22-21)
3, Lamont Butler at Air Force* (1-22-21)
3, Nathan Mensah at Utah State* (1-14-21)
3, Jordan Schakel at Utah State* (1-14-21)
3, Aguek Arop vs. Brigham Young (12-18-20)
3, Joshua Tomaic vs. Pepperdine (12-6-20)

GAMES MISSED	
Keith Dinwiddie Jr.	4
Keshad Johnson	4
Aguek Arop	2
Matt Mitchell	2
<b>TOTAL</b>	<b>12</b>



## SEASON/CAREER HIGHS

## #0 • KESHAD JOHNSON

	Season	Career
Points	14 vs. UC Irvine, 11-27-20	14 vs. UC Irvine, 11-27-20
Rebounds	7 at Air Force*, 1-24-21	10 vs. Texas Southern, 11-5-19
Assists	3 at Air Force*, 1-24-21	3 at Air Force*, 1-24-21
Steals	1 - 3x; last: at Air Force*, 1-24-21	3 vs. TX Southern, 11-5-19; vs. SD Christian, 12-18-19
Blocked Shots	2 vs. Saint Mary's, 12-22-20	2 vs. Saint Mary's, 12-22-20
Minutes	20 at Utah State, 1-16-21	21:00 vs. San Diego Christian, 12-18-19
10+ Rebounding Games		1 time (1-0)

## #2 • ADAM SEIKO

	Season	Career
Points	14 at Air Force*, 1-22-21	14 at Air Force*, 1-22-21
Rebounds	5 vs. Saint Mary's, 12-22-20	5 - 2x; last vs. Saint Mary's, 12-22-20
Assists	5 at Air Force*, 1-22-21	5 at Air Force*, 1-22-21
Steals	2 - 3x; last vs. Brigham Young, 12-18-20	3 vs. Jackson State, 11-27-18
Blocked Shots	1 at Air Force*, 1-24-21	1 - 2x; last: at Air Force*, 1-24-21
Minutes	32:26 vs. Nevada*, 1-9-21	32:26 vs. Nevada*, 1-9-21
10+ Scoring Games	2 times (1-1)	3 times (2-1)

## #3 • TERRELL GOMEZ

	Season	Career
Points	19 vs. Colorado State*, 1-2-21	33 vs. Pepperdine+, 11-12-19
Rebounds	5 vs. Nevada*, 1-9-21	6 - 4x; last vs. UC Irvine+, 2-22-20
Assists	6 at Air Force*, 1-24-21	10 vs. UC Davis+, 2-1-18
Steals	4 - 2x; last: at Air Force*, 1-22-21	4 - 4x; last: at Air Force*, 1-22-21
Minutes	30:23 vs. Colorado State*, 1-4-21	43 - 3x; last vs. UC Davis+, 2-23-19
10+ Scoring Games	7 times (5-2)	88 times (38-50)

+ - at CSUN

## #4 • TREY PULLIAM

	Season	Career
Points	10 vs. Nevada*, 1-7-21	18 at UNLV*, 1-26-20
Rebounds	5 - 4x; last: at Air Force*, 1-22-21	5 - 5x; last: at Air Force*, 1-22-21
Assists	6 - 3x; last: at Air Force*, 1-22-21	7 vs. LIU, 11-22-19
Steals	4 vs. St. Katherine, 12-2-20	4 vs. St. Katherine, 12-2-20
Blocked Shots		1 - 2x; last vs. Boise State*, 1-11-20
Minutes	34:33 vs. Colorado State*, 1-2-21	34:33 vs. Colorado State*, 1-2-21
10+ Scoring Games	1 time (1-0)	2 times (2-0)

## #5 • LAMONT BUTLER

	Season/Career
Points	13 at Utah State*, 1-16-21
Rebounds	3 - 3x; last: at Air Force*, 1-24-21
Assists	5 at Air Force*, 1-22-21
Steals	5 at Utah State*, 1-16-21
Blocked Shots	1 vs. Pepperdine, 12-6-20
Minutes	25:38 at Air Force*, 1-22-21

## #10 • KEITH DINWIDDIE JR.

	Season/Career
Points	13 at Air Force*, 1-22-21
Rebounds	1 - 2x; last: at Air Force*, 1-22-21
Assists	2 at Air Force*, 1-22-21
Steals	2 at Air Force*, 1-24-21
Blocked Shots	
Minutes	16:27 vs. St. Katherine, 12-2-20

## #11 • MATT MITCHELL

	Season	Career
Points	35 vs. Brigham Young, 12-18-20	35 vs. Brigham Young, 12-18-20
Rebounds	10 vs. Nevada*, 1-7-21	12 vs. New Mexico*, 1-11-20
Assists	3 - 4x; last: at Air Force*, 1-24-21	9 vs. New Mexico*, 1-15-19
Steals	2 - 5x; last vs. Nevada*, 1-7-21	5 at Boise State*, 2-16-20
Blocked Shots	1 - 4x; last vs. Nevada*, 1-7-21	3 vs. Air Force*, 2-3-18
Minutes	34:54 vs. Colorado State*, 1-2-21	36:21 vs. Utah State*, 2-1-20
10+ Scoring Games	13 times (10-3)	70 times (53-17)
20+ Scoring Games	3 time (2-1)	11 times (10-1)
30+ Scoring Games	1 time (0-1)	2 times (1-1)
Double-Doubles	1 time (1-0)	2 times (1-0)

## #12 • CHE EVANS

	Season/Career
Points	3 at Air Force*, 1-22-21
Rebounds	2 at Air Force*, 1-22-21
Assists	1 vs. Saint Mary's, 12-22-20
Steals	
Blocked Shots	
Minutes	9:00 at Air Force*, 1-22-21

## #20 • JORDAN SCHAKEL

	Season	Career
Points	28 vs. Colorado State*, 1-4-21	28 vs. Colorado State*, 1-4-21
Rebounds	9 vs. Colorado State*, 1-4-21	9 - 3x; last: vs. Colorado State*, 1-4-21
Assists	3 - 3x; last: at Air Force*, 1-24-21	3 - 4x; last: at Air Force*, 1-24-21
Steals	3 - 3x; last: at Utah State*, 1-14-21	4 vs. Jackson State, 11-27-18
Blocked Shots	1 - 2x; last: at Utah State*, 1-16-21	1 - 11x; last: at Utah State*, 1-16-21
Minutes	34 at Utah State*, 1-14-21	37 at California, 12-8-18
10+ Scoring Games	10 times (8-2)	40 times (35-5)

## #21 • JARED BARNETT

	Season	Career
Points		2 vs. Texas Southern, 11-5-19
Rebounds	1 vs. UC Irvine, 11-27-20	1 vs. UC Irvine, 11-27-20
Assists	1 - 2x; last: at Air Force*, 1-22-21	1 - 4x; last: at Air Force*, 1-22-21
Steals	1 at Air Force*, 1-22-21	1 at Air Force*, 1-22-21
Blocked Shots		1 vs. Texas Southern, 11-5-19
Minutes	3:44 vs. St. Katherine, 12-2-20	4 vs. San Diego Christian, 12-18-19

## #23 • JOSHUA TOMAIĆ

	Season	Career
Points	10 vs. Pepperdine, 12-6-20	11 at Ohio State+, 1-11-18
Rebounds	6 vs. St. Katherine, 12-2-20	8 vs. Catholic University+, 12-12-17
Assists	3 vs. UC Irvine, 11-27-20	3 vs. UC Irvine, 11-27-20
Steals	3 vs. Pepperdine, 12-6-20	3 vs. Pepperdine, 12-6-20
Blocked Shots	2 vs. Saint Mary's, 12-22-20	2 - 3x; last vs. Saint Mary's, 12-22-20
Minutes	21 at Utah State*, 1-16-21	25 vs. Minnesota+, 1-18-18
10+ Scoring Games	1 time (1-0)	2 times (1-1)

+ - at Maryland

## #24 • TYLER BROUGHTON

	Season/Career
Points	
Rebounds	
Assists	
Steals	
Blocked Shots	
Minutes	1:00 vs. St. Katherine, 12-2-20

## #31 • NATHAN MENSAB

	Season	Career
Points	18 vs. Saint Mary's, 12-22-20	18 vs. Saint Mary's, 12-22-20
Rebounds	15 at Arizona State, 12-10-20	15 at Arizona State, 12-10-20
Assists	2 vs. Colorado State*, 1-2-21	4 vs. San José State*, 3-2-19
Steals	3 at Utah State*, 1-14-21	3 at Utah State*, 1-14-21
Blocked Shots	6 vs. Saint Mary's, 12-22-20	6 vs. Saint Mary's, 12-22-20
Minutes	27:57 vs. Nevada*, 1-9-21	32 vs. Utah State*, 2-9-19
10+ Scoring Games	7 times (6-1)	17 times (15-2)
10+ Rebounding Games	2 times (2-0)	9 times (9-0)
Double-Doubles	2 times (2-0)	5 times (5-0)

## #33 • AGUEK AROP

	Season	Career
Points	14 at Air Force*, 1-22-21	14, at Air Force*, 1-22-21
Rebounds	7 vs. UC Irvine, 11-27-20	7 vs. UC Irvine, 11-27-20
Assists	3 vs. Pepperdine, 12-6-20	3 - 4x; last vs. Pepperdine, 12-6-20
Steals	3 - 2x; last: at Air Force*, 1-22-21	4, at Colorado State*, 2-12-19
Blocked Shots	2 - 5x; last vs. Nevada*, 1-9-21	2 - 6x; last vs. Nevada*, 1-9-21
Minutes	25:45 vs. Pepperdine, 12-6-20	26 vs. (6/6) Nevada*, 2-20-19
10+ Scoring Games	2 times (2-0)	4 times (3-1)

\* - Mountain West game

^ - Mountain West Tournament game

# MISCELLANEOUS STATISTICS

## San Diego State's Record When...

Category	2020-21 Season	Dutcher Era	SDSU Streak	Note
Home	7-2	48-8	Won 3	SDSU is 21-3 in its last 24 and 30-4 in its last 34 home games
Away	3-2	23-16	Won 2	SDSU is 15-2 in its last 17 road games and 78-45 in its last 123 road games; Aztecs are 75-36 in last 111 road games vs. non-AP top 25 teams.
Neutral	1-0	13-6	Won 1	Aztecs have won 46 of the last 69 games at neutral sites (46-23); Won three of last five meetings with AP Top 25 teams
Scoring First	6-0	58-13	Won 8	SDSU is 175-47 in its last 222 games in which it has scored first. Last loss: vs. UNLV (2-22-20)
Opponent Scores First	5-4	26-17	Won 1	SDSU is 15-5 in its last 20 and 97-43 in its last 140 games in which the opponent has scored first
Leading at Half	10-2	71-11	Won 2	SDSU is 40-3 in its last 43 and 134-19 in its last 153 games when ahead at half; Last loss: at Utah State (1-16-21); 116-7 in last 123 at home when leading at half
Trailing at Half	1-2	11-17	Lost 2	SDSU is 16-28 the last 44 times trailing at the half and 42-57 since the start of '10-11
Tied at Half		1-2	Won 1	SDSU is 8-5 in last 13 games that have been tied at half
Leading with 5:00 Left	11-1	78-7	Won 5	Won 331 of last 343; 164-game winning streak snapped vs. Boise (2-27-16); Last loss before 164-game winning streak: at UW (1-9-10); 35-game streak snapped vs. CSU (1-2-21)
Trailing with 5:00 Left	0-2	3-21	Lost 3	SDSU is 10-64 in its last 74; Last win: vs. Colorado State (2-25-20)
Tied with 5:00 Left	0-1	3-2	Lost 1	SDSU is 6-5 in last 11 outings
In Overtime			Won 3	SDSU is 21-2 in its last 23 in OT; Last loss: at Cincinnati (12-17-14); Won last seven OT home games
SDSU Outrebounded Opp.	10-0	60-9	Won 12	SDSU is 29-1 in its last 30, 91-16 in its last 107 and 201-35 in its last 236 games.
SDSU is Outrebounded	1-4	20-20	Lost 4	SDSU is 10-5 in its last 15 and 60-50 in its last 110 games when outrebounded; Last win: vs. UC Irvine (11-27-20)
SDSU Commits Fewer TOs	6-4	58-11	Won 1	SDSU is 30-5 in its last 35 and 103-18 in its last 121 when committing fewer turnovers. Last loss: at Utah State (1-16-21)
Opp. Commits Fewer TOs	3-0	20-18	Won 4	SDSU is 83-52 in its last 135 games when committing more turnovers; Last win: vs. Nevada (1-9-21)
SDSU More FT Attempts	9-1	57-6	Won 2	SDSU is 28-1 in its last 29 and 195-31 in its last 226 games in the category. Last loss: at Utah State (1-14-21)
Opp. More FT Attempts	2-3	24-19	Lost 1	SDSU is 67-50 in its last 117 games in this category. Last win: vs. Colorado State (1-4-21)
SDSU Shoots Better than Opp.	7-1	70-5	Won 1	SDSU is 42-1 in last 43; 72-5 in last 77; 232-15 in last 247 with higher FG pct. Last loss: at Utah State (1-16-21)
Opp. Shoots Better than SDSU	4-3	13-25	Won 1	SDSU is 47-73 since the start of '10-11 when the opponent has a higher FG pct.; Last win: at Air Force (1-22-21)
SDSU Shoots 50% or Better	4-0	34-1	Won 22	70-game win streak snapped at California (12-8-18). Won 83 straight at home when FG pct. >= 50.0 pct. (last loss: UNLV, 1-26-02)
SDSU Shoots Between 40-50%	7-2	38-15	Lost 1	Since March 3, 2010, SDSU is 133-33 overall and 72-10 at home
SDSU Shoots 40% or Less	0-2	12-14	Lost 3	SDSU is 125-24 when shooting 38.9 pct. or better (since Jan. 31, 2015); SDSU is 100-8 since Feb. 22, 2012, at home when shooting at least 38.9 pct.
Opp. Shoots 50% or Better	1-0	2-10	Won 1	Last win: at Air Force (1-22-21)
Opp. Shoots Between 40-50%	5-3	29-16	Won 1	Suffered six losses last season. Last loss: at Utah State (1-14-21); Last win: at Air Force (1-24-21)
Opp. Shoots 40% or Less	5-1	53-4	Lost 1	SDSU is 31-1 in last 32; 262-34 in last 296 times the opponent has shot 40 pct. or less; Last loss: at Utah State (1-16-21)
SDSU Bench Outscores Opp.	10-2	47-11	Won 2	SDSU is 26-3 in its last 29 and 174-35 in this category since the beginning of the 2010-11 season; Aztecs are 142-31 in last 173 games
Opp. Bench Outscores SDSU	1-2	35-18	Lost 1	SDSU is 91-52 in this category since the beginning of the 2010-11 season
SDSU Scores Less Than 60	0-2	1-9	Lost 3	SDSU is 24-37 in its last 61 games when scoring less than 60 points; Last win: vs. San Jose State (12-8-19)
SDSU Scores At Least 60 & Less Than 70	3-2	20-13	Won 2	SDSU is 76-36 in its last 112 games. Last loss: vs. Colorado State (1-2-21)
SDSU Scores Between 70-79	4-0	27-5	Won 14	SDSU is 29-5 in last 34, 116-13 in its last 129 when scoring 70-79. Last loss: vs. Fresno State (3-6-19); 38-3 at home in last 41
SDSU Scores Between 80-89	2-0	23-3	Won 16	SDSU is 44-5 in its last 49 games when scoring between 80-89 points
SDSU Scores Between 90-99	2-0	12-0	Won 27	The Aztecs have won 27 straight games and are 37-2 since 1999-2000 when scoring 90+ points
SDSU Scores 100+		1-0	Won 27	The Aztecs have won 27 straight games when reaching triple digits. SDSU is 4-0 in games where it has scored 100+ points since the 1999-2000 season.
Opp. Scores Less Than 60	5-1	44-2	Won 1	SDSU is 46-2 in its last 48 games in the category and 168-15 in the last 183 games; Last loss: at Utah State (1-14-21)
Opp. Scores Less Than 50	2-0	9-0	Won 13	SDSU is 127-4 the last 131 home games when holding the opponent to 60 points or less
Opp. Scores Between 50-59	3-0	35-1	Won 3	SDSU is 62-3 in last 65 in this category (losses: at UW, 12-7-14; vs. Wyo., 3-14-15; Little Rock, 11-21-15)
Opp. Scores Between 60-69	6-1	26-7	Won 1	SDSU is 35-1 in its last 36 games and 76-8 in last 84 games in this category; 68-2 in last 70 home games
Opp. Scores Between 70-79	0-2	13-8	Lost 2	SDSU is 9-1 in last 10 games; 81-29 in the category since the start of 2010-11.
Opp. Scores Between 80-89		1-10	Lost 4	SDSU is 29-29 in its last 58 games when allowing between 70-79 points
Opp. Scores Between 90-99		0-3	Lost 3	SDSU is 3-15 since the beginning of the 2010-11 season in this category.
Opp. Scores 100+			Lost 9	SDSU snapped a 24-game losing streak in the category by winning at TCU (3-3-12)
Wearing Black	4-2	31-20	Won 2	The Aztecs are 0-3 in this category since the 1999-2000 season.
Wearing Alternate Black (Red Writing)	2-0	13-1	Won 3	SDSU is 17-3 in last 20 and 74-51 in its last 125 in the black uniforms; Last worn at home: vs. UNLV (2-22-20)
Wearing Red		2-0	Won 3	Worn at San Diego, vs. Creighton, at CSU, at USU, at WYO, at Fresno State, at UNLV, at UNM, at AFA at Boise State, vs. UNLV, at NEV, at ASU, vs. SMC
Wearing White	6-2	47-10	Won 3	Aztecs are 17-5 in their last 22 when wearing red since the start of 2010-11; Last worn: vs. Nevada (1-18-20)
Wearing Retro White		3-1	Won 2	Last wore on the road at UNLV (3-14-19); Last neutral: vs. Boise (3-6-20); 15-game win streak snapped vs. Utah State (3-7-20)
Wearing Retro White Shorts	2-0	2-0	Won 2	Wore vs. USD and vs. No. 2/3 Kansas in 2015-16; vs. Alabama State, Wyoming, Air Force in 2016-17; vs. Georgia and California, USU, CSU in 2017-18
Wearing Camouflage			Lost 1	Debuted vs. Colorado State (1-4-21)
Wearing Pewter Gray			Won 2	SDSU lost to No. 9/9 Syracuse (11-11-12)
Wearing Turquoise	1-0	4-0	Won 7	Uniforms made its debut vs. USD (12-15-12); Also worn against UNLV (1-16-13), FS (2-9-13), BSU (3-13-13)
On Monday	1-0	3-1	Won 2	Made its debut vs. Bakersfield (11-20-14); Also vs. SD Christian (11-18-15), vs. Savannah St. (11-28-16), vs. McNeese (11-17-17), Jackson St. (11-27-18), Tennessee State (11-25-19), UC Irvine (11-27-20)
On Tuesday	1-0	16-5	Won 6	Aztecs are 15-3 on Monday since the beginning of 2010-11. Last loss: vs. (1/1) Duke (11-19-18)
On Wednesday	2-0	16-5	Won 9	SDSU is 48-12 in its last 60 games played on Tuesday. Last loss: at Utah State (2-26-19)
On Thursday	2-1	9-2	Lost 1	SDSU is 31-9 in last 40 and 61-17 in its last 78 games played on Wednesday
On Friday	2-1	10-1	Won 1	Aztecs played just 33 Thursday games since the start of the 2010-11 season.
On Saturday	1-2	24-15	Lost 1	SDSU is 32-6 in its last 38 games played on the day
On Sunday	2-0	6-1	Won 6	SDSU is 78-39 in its last 117 games played on Saturday. Seven-game win streak snapped vs. UNLV (2-22-20)
In November	2-0	20-4	Won 11	The Aztecs have played only 27 Sunday games since the beginning of the 2010-11 campaign (19-8)
In December	4-1	15-6	Won 1	SDSU is 54-13 in November since the beginning of the 2010-11 campaign
In January	5-3	22-10	Won 2	The Aztecs are 59-15 in their last 74 games played in December. Last loss: vs. Brigham Young (12-18-20)
In February		18-5	Won 2	SDSU is 50-17 in last 67 and 66-21 in last 87 January games
In March		9-5	Lost 1	SDSU is 45-18 in its last 63 games played during the month