



**GENERAL INFORMATION**

Location ..... San Diego, Calif.  
 Founded ..... 1897  
 Enrollment ..... 32,005  
 Nickname ..... Aztecs  
 Mascot ..... Aztec Warrior  
 Colors ..... Scarlet and Black (Pantone 187)  
 Conference ..... Mountain West  
 Affiliation ..... Division I  
 President ..... Dr. Adela de la Torre  
 Director of Athletics ..... John David Wicker  
 Faculty Representative ..... Patrick Papin

**BASEBALL COACHING STAFF**

Head Coach ..... Mark Martinez (Mesa State '84)  
 Overall Record ..... 184-132 (Sixth year)  
 Record at SDSU ..... 184-132 (Sixth year)  
 Associate Head Coach/Pitching Coach ..... Sam Peraza (SDSU '02)  
 Assistant Coach ..... Joe Oliveira (Pacific '09)  
 Director of Baseball Operations ..... Cody Thompson (SDSU '17)  
 Volunteer Assistant Coach ..... Danny Sheehan (SDSU '17)  
 Graduate Assistant ..... Brett Seeburger (SDSU '17)  
 Baseball Office Phone ..... (619) 594-6889

**BASEBALL SUPPORT STAFF**

Director of Player Development/Camp Coordinator ..... Eric Lally  
 Student Managers ..... Matt Jaffe  
 ..... Justin Lawrence  
 Athletic Trainer ..... Ian Baldwin  
 Strength and Conditioning ..... James Chassin

**BASEBALL FACTS**

2019 Record ..... 32-25  
 2019 MW Record ..... 16-13 (2nd)  
 Lettermen Returning/Lost ..... 19/10  
 Position Starters Returning/Lost ..... 5/4  
 Pitchers Returning/Lost ..... 9/5  
 Total Players Returning ..... 19  
 Newcomers ..... 14  
 Incoming Freshmen ..... 11  
 JC Transfers ..... 2  
 Redshirt Freshmen ..... 1

**FACILITY**

Home Field ..... Tony Gwynn Stadium  
 Capacity ..... 3,000  
 Surface ..... Natural Grass  
 Outfield Distances ..... 340-365-410-365-340

**SDSU MEDIA RELATIONS**

Senior Assoc. AD Media Relations ..... Mike May  
 Office Phone ..... (619) 594-5547  
 Baseball Contact ..... Jim Solien  
 E-Mail ..... jsolien@sdsu.edu  
 Office Phone ..... (619) 594-2576  
 Athletics Website ..... www.goaztecs.com  
 Twitter/Instagram ..... @goaztecs

**HEAD COACH MARK MARTINEZ**

> Mark Martinez begins his sixth season as head coach of the Aztecs and 15th overall as a member of the San Diego State staff after succeeding the late Tony Gwynn on August 20, 2014. He is just the fifth head coach in SDSU history since baseball was elevated to major sport status in 1936.  
 > During his tenure as the Aztecs' head coach, Martinez has compiled a 184-132 record (.582), highlighted by three Mountain West tournament championships in 2015, 2017 and 2018. He has also posted an 84-64 ledger (.568) in conference regular-season games.  
 > Since 2015, SDSU has garnered 27 all-Mountain West accolades under Martinez's tutelage, including back-to-back MW Pitchers of the Year Brett Seeburger (2017) and Garrett Hill (2018), as well as 2017 MW Player of the Year Danny Sheehan.  
 > Additionally, Martinez has mentored three freshman All-Americans in Chase Calabuig (2015), Casey Schmitt (2018) and Jaden Fein (2019), with the latter also receiving Mountain West Co-Freshman of the Year distinction last year.  
 > In 2017, Martinez recorded his 100th victory for the Scarlet and Black, becoming the fastest head coach in program history to reach the century mark in wins.  
 > Not to be outdone, Martinez also became the fastest head coach in Mountain West history to win three conference championships when the Aztecs captured the title in 2018.  
 > Martinez was hired as an assistant coach for the Aztecs in July of 2005 and served for nine years under head coach Tony Gwynn. During that time, he was promoted to the position of associate head coach.  
 > Since his arrival on The Mesa as an assistant coach, Martinez has witnessed 42 SDSU players get drafted into the professional ranks, with nine of those selections making the major leagues (Stephen Strasburg, Addison Reed, Justin Masterson, Bruce Billings, Quintin Berry, Lance Zawadzki, Greg Allen, Ty France and Seby Zavala).  
 > Prior to his arrival at San Diego State, Martinez was an assistant coach at New Mexico for 17 seasons from 1989-2005. During his time as a hitting and infield coach, he helped develop the Lobos into one of the most prominent offensive teams in the country, with UNM ranking among the top 11 nationally in hitting over his final four seasons.  
 > Martinez served as an assistant at his alma mater, Mesa State College (now Colorado Mesa University) in Grand Junction, Colorado, from 1984-88. He played shortstop at the school from 1982-84, earning all-conference and all-district honors as a senior.  
 > Martinez graduated from Mesa State with a bachelor's degree in physical education in 1984 and completed his master's in sports administration at New Mexico in 1990.

**2020 AZTEC BASEBALL ROSTER**

No.	Player	Pos.	B-T	Ht.	Wt.	Yr.	Hometown / Last School
1	Caden Miller	IF	S-R	5-11	180	Fr.	Newhall, Calif. / Bishop Alemany HS
2	Ryan Orr	C	R-R	5-10	170	Sr.	San Diego, Calif. / La Costa Canyon HS
3	Wyatt Hendrie	C	R-R	5-11	200	R-So.	Palmdale, Calif. / Antelope Valley HS
5	Devin Lopez	IF	R-R	5-9	180	So.	San Bernardino, Calif. / Cajon HS
6	Dylan Tanner	C	R-R	6-2	210	Fr.	Foothill Ranch, Calif. / Trabuco Hills HS
8	Casey Schmitt	IF/RHP	R-R	6-2	200	Jr.	San Diego, Calif. / Eastlake HS
9	Matt Rudick	OF	L-L	5-9	170	Jr.	San Diego, Calif. / Scripps Ranch HS
10	Anthony Walters	IF	R-R	6-1	185	R-Jr.	Corona, Calif. / Mt. San Antonio College
11	Avery Jones	RHP	R-R	6-6	215	Jr.	Gig Harbor Wash. / Central Arizona College
12	David Alamillo	IF	L-R	6-0	160	So.	Bakersfield, Calif. / Centennial HS
13	Casey O'Sullivan	RHP	R-R	6-2	185	Jr.	San Diego, Calif. / Valhalla HS
14	Mike Jarvis	OF	R-R	5-10	180	Sr.	San Diego, Calif. / Saddleback College
15	Xavier Carter	OF/IF	L-L	6-4	210	Fr.	Sacramento, Calif. / Capital Christian HS
18	Reece Berger	IF	R-R	6-2	190	Fr.	Newport Coast, Calif. / Corona del Mar HS
20	Michael Paredes	RHP/IF	R-R	5-11	185	So.	San Diego, Calif. / San Diego HS
21	Brian Leonhardt	LHP/IF	L-L	6-2	200	So.	San Diego, Calif. / Eastlake HS
22	Jaden Fein	OF	R-R	6-3	210	So.	Simi Valley, Calif. / Royal HS
23	Jonny Guzman	RHP	R-R	6-2	190	Fr.	Orange, Calif. / Orange Lutheran HS
25	Noah Kaagan	OF	R-R	6-1	200	R-Fr.	San Diego, Calif. / Rancho Bernardo HS
28	TJ Fondtain	LHP/IF	L-L	6-4	190	Fr.	Clovis, Calif. / Buchanan HS
29	Trent Lopez	RHP	R-R	6-3	190	Fr.	San Diego, Calif. / Carlsbad HS
30	Daniel Ritcheson	RHP	R-R	6-4	200	Jr.	Northridge, Calif. / Bishop Alemany HS
32	Ricky Tibbett	RHP	L-R	6-2	175	Fr.	San Diego, Calif. / Eastlake HS
33	Christian Winston	LHP	L-L	6-5	185	Jr.	Barstow, Calif. / Barstow HS
35	Aaron Eden	RHP	R-R	6-2	220	So.	Los Angeles, Calif. / Norco HS
36	Jacob Flores	LHP	L-L	6-4	215	Jr.	Oxnard, Calif. / Rio Mesa HS
38	Javier Felix	RHP/IF	R-R	6-2	190	Fr.	Santa Cruz, Calif. / Santa Cruz HS
39	Troy Melton	RHP	R-R	6-4	190	So.	Anaheim, Calif. / Canyon HS
40	Drew Sommers	LHP	L-L	6-2	230	Fr.	San Diego, Calif. / Carlsbad HS
41	Deron Johnson	C	L-R	6-0	195	So.	Poway, Calif. / Poway HS
42	Tre Brown	RHP	R-R	6-3	180	R-Jr.	San Diego, Calif. / Eastlake HS
47	Jacob Cruce	IF/RHP	L-R	6-3	190	Sr.	Brentwood, Calif. / San Joaquin Delta JC

**Head Coach:** Mark Martinez (Mesa State, 1984), Sixth season  
**Associate Head Coach/Pitching Coach:** Sam Peraza (San Diego State, 2002), Fifth season  
**Assistant Coach/Recruiting Coordinator:** Joe Oliveira (Pacific, 2009), Seventh season  
**Volunteer Assistant Coach:** Danny Sheehan (San Diego State, 2017)  
**Director of Baseball Operations:** Cody Thompson (San Diego State, 2017)  
**Graduate Assistant:** Brett Seeburger (San Diego State, 2017)  
**Director of Player Development/Camp Coordinator:** Eric Lally

**SERIES RECORD**

> Oklahoma leads the all-time series 8-1 after claiming a narrow 1-0 decision last year in San Diego at the Tony Gwynn Legacy.  
 > In that contest, both pitching staffs gave up five hits each and recorded 12 strikeouts apiece.  
 > SDSU threatened in the bottom of the eighth with one out and two runners aboard; however, the Sooners avoided trouble after former Aztec Angelo Armenta was doubled off second base on a flyout to right.  
 > San Diego State's lone victory against Oklahoma occurred in the first meeting between the squads on Feb. 16, 2001, when the Scarlet and Black rallied with two runs in the bottom of the ninth to escape with a 9-8 thriller at the San Diego Classic.  
 > This weekend's set will mark the Aztecs' first-ever trip to Norman and L. Dale Mitchell Park.  
 > SDSU is 1-5 all-time in the Sooner State after dropping two games at Oklahoma State in 2006. The Aztecs also salvaged the finale of a three-game set at Oral Roberts in 1989. Additionally, San Diego State fell to ORU 3-1 in Tulsa at the NCAA regionals in 1981.  
 > The Aztecs-Sooners clash will mark just the second series between the two squads after Oklahoma swept a four-game set at Tony Gwynn Stadium to open the 2010 campaign.

**AZTEC WEEKEND ROTATION**

> San Diego State's projected pitching rotation for the Oklahoma series will feature two sophomores for the first two games, while the starter for Sunday's contest has yet to be determined at press time.  
 > Michael Paredes (0-1, 4.20 ERA, 15.0 IP) will receive his fourth consecutive Friday start after pitching 5 2/3 innings vs. Oregon State on Feb. 28, when he allowed three earned runs on eight hits and two walks in a 4-1 defeat.  
 > The previous week, Paredes struck out a season-high seven batters and yielded just one run on three hits in the Aztecs' 4-1 victory over Iowa at the Tony Gwynn Legacy on Feb. 21, but did not earn the decision.  
 > Meanwhile, Troy Melton (3-0, 1.06 ERA) is expected to get the call on Saturday after three superb performances in three starts vs. Coastal Carolina, Nebraska and Oregon State.  
 > Against the Beavers on Feb. 29, Melton and two relievers combined on a 6-0 shutout, posting a career-high nine strikeouts while scattering four hits and one walk in six innings.  
 > For his efforts, Melton collected Mountain West Pitcher of the Week honors on March 3.  
 > Melton also impressed against Nebraska at the Tony Gwynn Legacy on Feb. 22, when he allowed two runs on four hits and two walks in six innings.

**SCOUTING REPORT: OKLAHOMA**

> The Sooners (11-3) have won three straight games after a 13-2 shellacking of Arkansas-Pine Bluff at home on Wednesday.  
 > Against the Golden Lions, five Oklahoma pitchers combined to set a Big 12 Conference record with 21 strikeouts, including nine by starter Jake Bennett.  
 > The Sooners sent 11 batters to the plate in the third inning, scoring five runs to give themselves an insurmountable 9-0 lead.  
 > With the victory, Oklahoma improves to 7-3 at home this season.  
 > The Sooners are currently ranked 11th by Baseball America and 15th by D1Baseball.com.  
 > Oklahoma returns 19 letterwinners from last year's squad that finished with a 33-23 record.  
 > Entering the weekend, outfielder Tanner Tredaway and catcher/designated hitter Justin Mitchell share the team lead with a .414 batting average, while infielder Peyton Graham is hitting .333 on the year.  
 > Tredaway is perched atop the Big 12 individually with 24 hits and is tied for third in the conference with six doubles along with Graham.  
 > Additionally, Tredaway is the national leader with four triples and tops the squad with 12 RBIs, followed by infielder Tyler Hardman (.286) and catcher/first baseman Brady Lindsly (.279) with 10 apiece.  
 > As a team, Oklahoma leads the Big 12 with a 4.46 strikeout-to-walk ratio and an average of 12.6 strikeouts per nine innings, which ranks third nationally.  
 > The Sooners also top the league with a .988 fielding percentage, which is good for sixth in the country, while their average of 2.83 walks per nine innings, which ranks first in the conference and 22nd in the nation.  
 > For the season, Oklahoma sports a 2.54 earned run average as a team, which ranks second in the Big 12 and 24th nationally, while its .284 batting average is fourth in the conference.  
 > The Sooners are scheduled to pitch right-hander Cade Cavalli (1-1, 3.24 ERA, 28 K, 16.2 IP) on Friday, while left-hander Levi Prater (0-0, 4.32 ERA, 20 K, 16.2 IP) is slated to get the nod on Saturday, followed by righty Dane Acker (1-1, 2.57 ERA, 25 K, 21.0 IP) on Sunday.  
 > Cavalli, who landed on the Golden Spikes Award Watch List, did not earn a decision in his last outing on Feb. 28 vs. then-No. 6 Arkansas when he struck 11 batters while allowing three runs and six hits in five innings as the Sooners rallied for a 6-3 win in the first game of the Shriners Hospitals for Children College Classic in Houston, Texas. For the season, he has 28 strikeouts, which leads the Big 12.  
 > Likewise, Prater completed his last appearance with a no-decision in Oklahoma's 8-7 setback to Missouri in the second game of the tournament on Feb. 29. He yielded four runs on four hits and

**2020 AZTEC GAME HIGHS**

**Team Batting**

At bats:	37, vs. USC (2-23-20)
Runs scored:	12, vs. Oregon State (3-1-20)
Hits:	13, vs. USC (2-23-20) and vs. Oregon State (3-1-20)
RBIs:	10, vs. Oregon State (3-1-20)
Doubles:	2, Six times, last: vs. No. 17/17 Long Beach State (3-3-20)
Home runs:	2, vs. Cal State Fullerton (2-18-20) and vs. Oregon State (3-1-20)
Total bases:	23, vs. Oregon State (3-1-20)
Walks:	6, vs. Oregon State (2-27-20)
Strikeouts:	10, vs. Oregon State (2-28-20)
Sacrifice hits:	3, vs. USC (2-23-20)
Stolen bases:	2, Three times, last: vs. No. 17/17 Long Beach State (3-3-20)
Hit by pitch:	2, vs. Virginia Tech (2-14-20) and at Coastal Carolina (2-15-20)
Caught stealing:	1, Five times, last: vs. USC (2-23-20)
Runners LOB:	12, vs. Virginia Tech (2-14-20)
Hit into DP:	3, at UC Irvine (2-25-20)

**Team Fielding**

Putouts:	27, Twelve times, last: vs. No. 17/17 Long Beach State (3-3-20)
Assists:	14, vs. USC (2-23-20)
Errors:	6, vs. vs. Cal State Fullerton (2-18-20)
Passed balls:	2, vs. UNC Greensboro (2-16-20) and vs. Oregon State (2-27-20)
Double Plays Turned:	3, vs. Oregon State (2-27-20)

**Team Pitching**

Innings pitched:	9.0, Twelve times, last: vs. No. 17/17 Long Beach State (3-3-20)
Runs allowed:	13, vs. Oregon State (2-27-20)
Earned runs:	11, vs. Oregon State (3-1-20)
Walks allowed:	8, vs. Oregon State (2-27-20)
Strikeouts:	14, vs. Oregon State (2-29-20)
Hits allowed:	17, vs. Oregon State (2-27-20)
Doubles allowed:	5, vs. UNC Greensboro (2-16-20)
Triples allowed:	1, vs. Iowa (2-21-20) and vs. USC (2-23-20)
Home Runs allowed:	2, vs. Oregon State (2-27-20) and v. Oregon State (3-1-20)
Wild pitches:	3, Three times, last time: vs. Oregon State (2-29-20)
Hit batters:	3, vs. No. 17/17 Long Beach State (3-3-20)

**Individual Batting**

At bats:	5, Eleven times, last: Matt Rudick vs. Oregon State (3-1-20)
Runs scored:	2, Twelve times, last: Casey Schmitt and Jaden Fein vs. No. 17/17 Long Beach State (3-3-20)
Hits:	3, Five times, last: Jaden Fein at UC Irvine (2-25-20)
RBIs:	4, Brian Leonhardt vs. Oregon State (3-1-20)
Doubles:	1, Fifteen times, last: Casey Schmitt and Jacob Cruce vs. No. 17/17 Long Beach State (3-3-20)
Triples:	1, Matt Rudick, Three times, last: vs. Oregon State (3-1-20)
Home runs:	1, Nine times, last: Jaden Fein vs. No. 17/17 Long Beach State (3-3-20)
Walks:	2, Caden Miller vs. Virginia Tech (2-14-20) and Anthony Walters vs. Iowa (2-21-20)
Strikeouts:	3, Casey Schmitt vs. Oregon State (2-29-20)
Sacrifice hits:	1, Five times, last: Caden Miller, Brian Leonhardt, Anthony Walters vs. USC (2-23-20)
Sacrifice flies:	1, Five times, last: Mike Jarvis and Matt Rudick vs. No. 17/17 Long Beach State (3-3-20)
Stolen bases:	1, Seven times, last: Matt Rudick at UC Irvine (2-25-20)
Hit by pitch:	1, Nine times, last: Mike Jarvis vs. No. 17/17 Long Beach State (3-3-20)
Caught stealing:	1, Five times, last: Ryan Orr vs. USC (2-23-20)
Runners LOB:	6, Mike Jarvis vs. Virginia Tech (2-14-20)

**Individual Fielding**

Putouts:	14, Wyatt Hendrie vs. Oregon State (2-29-20)
Assists:	6, Caden Miller vs. USC (2-23-20)
Errors:	2, Jacob Cruce vs. Cal State Fullerton (2-18-20)
Passed balls:	2, Wyatt Hendrie vs. Oregon State (2-27-20)

**Individual Pitching**

Innings pitched:	6.0, Three times, last: Troy Melton vs. Oregon State (2-29-20)
Runs allowed:	6, Aaron Eden vs. UNC Greensboro (2-16-20)
Earned runs:	4, Three times, last: Aaron Eden vs. Oregon State (3-1-20)
Walks allowed:	3, Four times, last: Drew Sommers and Brian Leonhardt vs. Oregon State (2-27-20)
Strikeouts:	9, Troy Melton vs. Oregon State (2-29-20)
Hits allowed:	8, Michael Paredes vs. Oregon State (2-28-20)
Doubles allowed:	2, Casey O'Sullivan vs. UNC Greensboro (2-15-20)
Triples allowed:	1, Michael Paredes vs. Iowa (2-21-20) and Aaron Eden vs. USC (2-23-20)
Homers allowed:	1, Jonny Guzman vs. UNC Greensboro (2-16-20)
Wild pitches:	2, Three times, last: Brian Leonhardt vs. No. 17/17 Long Beach State (3-3-20)
Hit batters:	3, Brian Leonhardt vs. No. 17/17 Long Beach State (3-3-20)

2020 MOUNTAIN WEST STANDINGS (As of March 5)

Team	---Conference---			----Overall----			Strk
	W	L	Pct	W	L	Pct.	
New Mexico	0	0	.000	9	3	.750	W1
<b>San Diego State</b>	<b>0</b>	<b>0</b>	<b>.000</b>	<b>9</b>	<b>4</b>	<b>.693</b>	<b>W3</b>
Fresno State	0	0	.000	8	4	.667	W6
Boise State	0	0	.000	4	3	.571	W4
San José State	0	0	.000	4	8	.333	L3
UNLV	0	0	.000	3	10	.231	L2
Air Force	0	0	.000	3	11	.214	L2
Nevada	0	0	.000	0	8	.000	L8

This Weekend in the MW

Thursday, March 5

California Baptist at Nevada, 3 p.m. PT

Friday, March 6

San Diego State at No. 11/15 Oklahoma, 6:30 p.m. CT

South Dakota State at Air Force, 2 p.m. MT

California Baptist at Nevada, 3 p.m. PT

Hofstra at New Mexico, 3 p.m. MT

Loyola Marymount at San José State, 6 p.m. PT

St. John's at UNLV, 6:05 p.m. PT

Fresno State at No. 8/10 Arizona State, 6:30 p.m. MT

Seattle at Boise State, 6:35 p.m. MT

Saturday, March 7

San Diego State at No. 11/15 Oklahoma, 2 p.m. CT

California Baptist at Nevada, 1 p.m. PT

South Dakota State at Air Force, 1 p.m. MT

Loyola Marymount at San José State, 2 p.m. PT

Seattle at Boise State, 2:05 p.m. MT

St. John's at UNLV, 3:05 p.m. PT

Hofstra at New Mexico, 3 p.m. MT

Seattle at Boise State, 6:05 p.m. MT

Fresno State at No. 8/10 Arizona State, 6:30 p.m. MT

Sunday, March 8

San Diego State at No. 11/15 Oklahoma, 1 p.m. CT

Hofstra at New Mexico, Noon MT

South Dakota State at Air Force, Noon MT

Loyola Marymount at San José State, Noon PT

California Baptist at Nevada, Noon PT

Fresno State at No. 8/10 Arizona State, 12:30 p.m. MT

Seattle at Boise State, 1:05 p.m. MT

St. John's at UNLV, 1:05 p.m. PT

Monday, March 9

Niagara at Boise State, 6:35 p.m. PT



three walks in six innings of work.

> On the flip side, Dane Acker was named NCBWA National Pitcher of the Week after tossing a no-hitter over then-No. 14 LSU on March 1, allowing just four baserunners while recording 11 strikeouts. It was the Sooners' first no-hitter since Jim Huslig accomplished the feat against Old Dominion in 1989.

> Oklahoma has advanced to the College World Series on 10 occasions, winning national championships in 1951 and 1994.

> Head coach Skip Johnson is in his third season at the helm of the Sooner program after spending 10 years as an assistant and associate head coach at the University of Texas. In his second season in 2018, Johnson led Oklahoma to the finals of the Tallahassee Regional. His record at the school stands at 79-50.

AZTECS AMONG THE MW LEADERS

> Entering the weekend, the San Diego State pitching staff leads the Mountain West with a collective 3.18 earned run average, while the offense tops the conference with 118 hits.

> The Aztecs also rank second in the league in batting average (.274), slugging percentage (.385) and home runs (9).

> Additionally, the Scarlet and Black occupies the third spot in several categories, including runs (64), on-base percentage (.350), stolen bases (10), strikeout-to-walk ratio (2.25), strikeouts per nine innings (9.6) and hits allowed per nine innings (8.61).

> Individually, Casey Schmitt is tied with six other players for the national lead with a league-best five saves, while Matt Rudick tops the conference with three triples, which is tied for second in the country.

> Rudick, who is tied with Ryan Orr for third in the MW with 17 hits apiece, finds himself among the league leaders in several statistical categories, including runs scored (4th, 11), total bases (4th, 28), RBIs (7-5th, 9) and slugging percentage (10th, .519).

> Elsewhere, Mike Jarvis is tied with Brian Leonhardt for fourth in the conference with two home runs each. Jarvis, who has been hit by a pitch four times this year, also shares the fifth spot with 10 runs scored, while Leonhardt (9) is tied for eighth in that category.

> In addition, Wyatt Hendrie is tied for third with eight walks, while Orr (.347) and Jacob Cruce (.345) rank seventh and eighth in batting average, respectively.

> Not to be outdone, pitcher Troy Melton is tied for third in the national with a conference-high three victories and ranks second with a 1.06 earned run average and fourth with 21 strikeouts and a .172 opponent batting average.

> Meanwhile, Jacob Flores ranks second with 23 strikeouts and is tied for the second position with two wins.

REWIND: AZTECS ROLL PAST NO. 17/17 LONG BEACH STATE

> San Diego State won its third straight with a 7-2 triumph over No. 17/17 Long Beach State in a non-conference game on March 3 at Tony Gwynn Stadium.

> With the result, the Aztecs defeated the Dirtbags for the third consecutive meeting and captured their 10th victory in the last 13 games vs. Big West opponents, improving to 30-10 in the last 39 outings against that conference.

> Mike Jarvis (two RBI), Casey Schmitt (two runs), Anthony Walters and Brian Leonhardt finished with two hits apiece for the Scarlet and Black, which also utilized four pitchers on the night, giving up just two unearned runs to raise their record to 9-4 overall.

> Freshman right-hander Ricky Tibbett (1-0) pitched three innings of relief to earn his first collegiate victory despite allowing the two aforementioned runs in the seventh after taking over for Leonhardt, who tossed four scoreless innings in his second straight start on the mound, yielding just two hits and two walks.

> In addition, Tre Brown struck out the side in the eighth before Avery Jones came in to work the ninth.

> SDSU plated two unearned runs in the first when Jarvis scored on Matt Rudick's sacrifice fly, while Schmitt raced home on Walters' RBI single. Previously, Jarvis was hit by a pitch, stole second and advanced to third on a throwing error by the catcher. Shortly thereafter, Schmitt reached on a throwing error and stole second as well following a strikeout.

> The Aztecs executed a classic hit-and-run in the second after Jaden Fein drew a one-out walk and motored around to third on Leonhardt's single through the right side. Moments later, Jarvis knocked in Jaden Fein with a sacrifice fly to left, increasing the host school's advantage to 3-0.

> Later in the fourth, Jarvis and Schmitt contributed RBI singles to give SDSU some additional breathing room, while Fein led off the sixth with his first home run of the season, a solo shot to left field, which upped the lead to 6-0.

> LBSU finally broke through with two unearned runs on two hits in the seventh, all with two outs. Leonard Jones reached on a fielding error and advanced on Connor Kokx's ensuing single, ultimately taking home when the throw from the outfield went awry during his head-first slide into third. Kokx, who moved to second on the play, promptly scored on Aidan Malm's single to right.

> However, the Aztecs closed out the scoring with a run in their half of the frame when Schmitt led off with a double and later touched home on Jacob Cruce's hot smash past the first baseman that also went for extra bases.

> The Dirtbags squandered some early scoring opportunities, stranding seven runners in the first three innings and 10 for the game.

> LBSU loaded the bases in the first on a single, a hit batter and a walk, but Leonhardt fought himself off the ropes with a swinging strikeout of Santino Rivera to end the inning.

> Leonhardt also faced peril in the third after hitting two batters, while another got aboard on a fielding error. However, the SDSU lefty induced a flyout to get out of the jam.

MELTON TABBED MOUNTAIN WEST PITCHER OF THE WEEK

> San Diego State right-hander Troy Melton (Anaheim, Calif./Canyon HS) was named Mountain West Pitcher of the Week after his superb performance vs. Oregon State on Feb. 29, as announced Tuesday by the league office.

> With his award, Melton garnered the first conference weekly accolade of his career and the Aztecs' third of the season after Ryan Orr (Player of the Week) and Casey Schmitt (Pitcher of the Week) merited the distinction on Feb. 24.

> Last Saturday, Melton (3-0) collected his third straight victory in as many starts after combining on SDSU's first shutout of the year in a 6-0 blanking of the Beavers. In six scoreless innings, the Aztec sophomore limited OSU to four hits while striking out a career-high nine batters against only one walk.

> The Beavers advanced a runner to third base with two outs in each of the first two frames, but Melton avoided trouble with pivotal inning-ending strikeouts, setting the tone for the remainder of the contest.

> For the season, Melton leads the Mountain West with three wins and ranks among the league leaders in ERA (2nd, 1.06), earned runs allowed (2nd, 3), strikeouts (4th, 21), opponent batting average (4th, .172) and innings pitched (5th, 17.0).

**NOTING THE OREGON STATE SERIES**

- > After dropping the first two games of last weekend's home series against perennial contender OSU, 13-1 and 4-1, San Diego State roared back to win the final two engagements, 6-0 and 12-11.
- > The Aztecs were limited to four hits in the first game of the series and six in game two before pounding out 22 hits over the last two contests, including 13 in the finale to tie a season high.
- > With its 6-0 blanking last Saturday, San Diego State snapped a six-game losing streak to OSU dating back to 2012.
- > The shutout in the Aztecs' 11th game of the season marked the team's earliest whitewash in a season since 2015 when it defeated Valparaiso 3-0 in the third game of that campaign. SDSU did not shut out an opposing team until the 54th game of 2019 season in an 8-0 win over New Mexico on May 16.
- > With their 12-11 victory on Sunday, the Aztecs captured their second one-run game of the season, improving to 31-15 in their last 46 contests with a winning tally of one marker.

**STRIKEOUTS GALORE**

- > San Diego State recorded 27 games with 10 or more strikeouts during the 2019 campaign, marking the most double-digit strikeout performances for the Aztecs in the MW era (since 2000). SDSU surpassed the previous MW record of 23 set in a 10-6 win at Fresno State on May 11, 2009.
- > The SDSU pitching staff has already notched seven games with 10 strikeouts this year vs. Virginia Tech, Cal State Fullerton, Iowa, Nebraska, at UC Irvine and twice against Oregon State. Not surprisingly, the Scarlet and Black is 6-1 in those contests.
- > In addition, The Aztecs are 22-12 in their last 34 games when striking out 10 or more batters.

**GOING, GOING, GONE**

- > San Diego State has hit a home run in its last three outings, highlighted by Brian Leonhard's game-tying grand slam that turned the tables in the final game of this past weekend's series vs. Oregon State.
- > The Aztecs have won three straight and 15 of their last 18 dating back to last year when hitting a home run.
- > During the 2019 campaign, SDSU was 17-5 when knocking one out of the park.

**OTHER TRENDS**

- > In addition, the scoring the game's first run proved to be important for the Aztecs, who are 6-2 this season when scoring first.
- > Last year, SDSU posted a 19-6 record when scoring first in comparison to a 13-17 mark when its opponent tallied the first run.
- > The Aztecs are 67-11 in their last 78 games when scoring five or more runs, including a 5-1 record in 2020.
- > San Diego State is 48-18 last 66 games following a loss.
- > With their 7-5 victory vs. Virginia Tech, the Aztecs snapped a 17-game losing streak when trailing after six innings.

**SCHMITT CLIMBING THE CHARTS**

- > After recording his fifth save of the season vs. Oregon State on Sunday, Casey Schmitt inched closer to the top spot on the Aztecs' all-time list in that statistic. He has 22 saves for his career, which ranks fourth in school history.
- > Earlier on Feb. 25, Schmitt recorded career save No. 21 in the Aztecs' 2-1 victory at UC Irvine, surpassing Michael Cederoth, who saved 20 games from 2011-14.
- > With his total, Schmitt sits just four saves behind SDSU's career leader Royce Ring, who compiled 26 from 2000-02, while Addison Reed (2008-09) and CJ Saylor (2014-17) are tied for second with 24 apiece.

**TOUGH AT HOME**

- > Since the start of the 2012 season, San Diego State is 156-100 (.609) when playing at home.
- > In 2018, the Aztecs set a program record with 25 home victories at Tony Gwynn Stadium (since 1997), besting the previous standard of 24 set in 1997, 2002 and 2014.

**TWO FOR A TUESDAY**

- > With San Diego State's 2-1 triumph at UC Irvine on Feb. 25, the Aztecs put the brakes on a 13-game losing streak when scoring two runs or fewer.

**AZTECS SWEEP MOUNTAIN WEST WEEKLY AWARDS ON FEB. 24**

- > San Diego State's Ryan Orr was named Mountain West Player of the Week, while Casey Schmitt earned league Pitcher of the Week honors after the duo propelled the Aztecs to a 3-1 record in four home games played from Feb. 17-23.
- > SDSU opened its homestand with an 8-4 triumph over Cal State Fullerton before taking two of three games at the Tony Gwynn Legacy tournament, featuring a 4-1 victory over Iowa and a 4-2 conquest of Nebraska followed by an 11-5 setback to USC.
- > With his accolade, Schmitt merited MW weekly distinction for the third time in his career and second as a pitcher, while Orr collected his first conference certificate as a collegian.
- > In four games, Orr led the Aztecs in several categories, including batting average (.438), hits (7), RBIs (5) and doubles (2). The SDSU senior also topped the squad with a .700 success rate percentage of advancing runners for the week (7-10) and ranked second on team with a .563 slugging percentage.
- > Orr began the week with a 3-for-4 effort vs. Cal State Fullerton, scoring two runs to go with a pair of RBIs. The Aztec outfielder contributed a key two-run double in the decisive fifth inning vs. the Titans, as SDSU broke a 4-4 tie. He also smacked a double in SDSU's win over Iowa on Friday, advancing a runner to third who eventually scored.
- > In addition, Orr drove in a run and scored after reaching on a fielder's choice vs. Nebraska, as the Scarlet and Black plated all four markers in a pivotal sixth-inning rally. The La Costa Canyon High alumnus finished the week with a 3-for-5 performance vs. USC, adding two RBIs and a run scored. He also made three put-outs in left field.
- > Schmitt, meanwhile, posted saves in consecutive games vs. Power 5 schools Iowa and Nebraska at the Tony Gwynn Legacy. The Aztec junior also pitched the final inning vs. CSF, including a strikeout.
- > Collectively, Schmitt did not issue a walk in three scoreless appearances, limiting the opposition to a .167 batting average in 3 2/3 innings, including an 0-5 clip with runners on base. Additionally, the SDSU closer went 3-for-3 at the plate with a run scored vs. Nebraska before taking the mound in the ninth, where he struck out one.

**2020 SITUATIONAL RECORDS**

Overall.....	9-4
Home.....	6-3 W3
Road.....	2-0 W1
Neutral.....	1-1 L1
Current Streak.....	W3
Last 5.....	3-2
Last 10.....	7-3
Mountain West games.....	0-0 L2
Mountain West home games.....	0-0 L2
Mountain West road games.....	0-0 L1
Non-conference games.....	9-4 W3
Games vs. Pac-12.....	2-3 W2
Games vs. Big West.....	3-0 W3
Following loss.....	3-1 W2
Following win.....	5-3 W2
February.....	7-4 W1
March.....	2-0 W2
April.....	0-0
May.....	0-0
June.....	0-0
in California.....	7-3 W3
in South Carolina.....	2-1 L1
in Nevada.....	0-0 L4
in Colorado.....	0-0 W1
in New Mexico.....	0-0 L1
in Oklahoma.....	0-0 L2
Leading after 6.....	7-0 W27
Trailing after 6.....	1-3 L3
Tied after 6.....	1-1 W1
Leading after 7.....	9-0 W30
Trailing after 7.....	0-4 L39
Tied after 7.....	0-0 W4
Leading after 8.....	9-0 W30
Trailing after 8.....	0-4 L39
Tied after 8.....	0-0 W1
Extra Innings.....	0-0 W2
Walk-offs.....	0-0 W1
One-run games.....	2-0 W3
Aztecs score first.....	6-2 W2
Opponent scores first.....	3-2 W1
Shutouts.....	1-0 W1
Aztecs score 0-2 runs.....	1-2 L2
Aztecs score 3-5 runs.....	3-2 W1
Aztecs score 6 or more runs.....	4-0 W14
Aztecs hit a home run.....	5-2 W3
Regular Season Series Openers.....	0-1 L1
Regular Season Series Finales.....	1-0 W1
Midweek Games.....	3-0 W3
on Sunday.....	1-2 W1
on Monday.....	0-0 W5
on Tuesday.....	3-0 W4
on Wednesday.....	0-0 L2
on Thursday.....	0-1 L2
on Friday.....	2-1 L1
on Saturday.....	3-0 W3
Aztecs make no errors.....	1-0 W1
Aztecs outhit opponent.....	5-1 W3

**SETTING THE SCENE FOR 2020**

- > San Diego State returns 19 letterwinners from last year's squad that finished with a 32-25 overall record and a 16-13 mark in the Mountain West. The Aztecs welcome back five starting position players and two starting pitchers.
- > SDSU has captured five of the last seven MW tournament championships and is the only team in the league to have won 30 or more games six times in the last seven years.
- > The Aztecs were pegged for a first-place finish in the 2020 MW preseason coaches poll, attaining the status of conference favorites for the second year in a row.
- > Leading the list of returners is junior Casey Schmitt, a consensus preseason All-American who additionally earned a spot on USA Baseball's Golden Spikes Award Watch List. Last year, the Aztec third baseman/relief pitcher was a second-team all-MW honoree after receiving freshman All-America recognition in 2018 from Collegiate Baseball magazine.
- > Also back in the mix are 2019 all-Mountain West selections Matt Rudick (first team) and Mike Jarvis (second-team), as well as Jaden Fein, who was named the league's Co-Freshman of the Year last season to go with freshman All-America distinction.
- > The Aztecs were ranked 31st in Collegiate Baseball's Fabulous 40 Preseason Poll and have received votes in the NCBWA Top 25 Preseason Poll.

**SCHMITT NAMED TO GOLDEN SPIKES AWARD WATCH LIST**

- > Junior Casey Schmitt added to his already lengthy list of preseason accolades on Feb. 13 when he earned a spot on the USA Baseball's Golden Spikes Award Watch List, beginning the process of identifying the nation's top amateur player for the 2020 season.
- > With his nomination, Schmitt becomes the fourth Aztec player since 2008 to land on the preseason Golden Spikes Award Watch List, joining Michael Cederoth (2014), Addison Reed (2010) and Stephen Strasburg, who took home the top prize in 2009. In addition, Tyler Adkison landed on the GSA mid-season watch list in 2017.
- > In addition, Schmitt enters the 2020 campaign with four preseason All-America honors, including three second-team plaudits from Collegiate Baseball, D1Baseball.com and Perfect Game and a third-team honor from Baseball America.
- > As SDSU's starting third baseman in 2019, Schmitt finished second on the team with a .315 batting average, adding eight doubles, five home runs and 36 RBI to merit second-team all-Mountain West distinction. He also appeared in 21 games with four starts as a pitcher, posting a 3-3 record and a 3.77 ERA in 43.0 innings to go with a team-high eight saves.
- > In 2018, Schmitt was a consensus freshman All-American, setting an Aztec single-season record with a 0.28 ERA (min. 30 IP) while allowing just one earned run in 32 innings pitched. He also posted a .264 batting average with one home run and 32 RBI, finishing the year as one of only two players nationally to maintain a 2.00 ERA or lower (min. 15 IP) and drive in more than 30 runs.

**SCHMITT, RUDICK LAND ON PRESEASON ALL-MOUNTAIN WEST TEAM**

- > Aztec juniors Casey Schmitt and Matt Rudick each earned on spot on the preseason all-Mountain West team announced on Feb. 11.
- > Rudick garnered first-team all-conference accolades in 2019 after leading SDSU in several categories, including batting average (.320), total bases (95), hits (77) and runs scored (48), serving as the team's leadoff hitter throughout the year.
- > Additionally, the Aztec outfielder topped the squad with 18 multi-hit games and reeled off a team-high 21-game hitting streak. The Scripps Ranch High alumnus was also the toughest player in the Mountain West to strike out last season, fanning just once per 12.1 at-bats which was good for 25th nationally.

**VETERAN HONOREES**

- > Not to be outdone, San Diego State also returns outfielders Mike Jarvis (.289, 5 HR, 8 2B, 30 RBI), who was a second-team all-MW selection as a junior last season, and Jaden Fein (.293, 4 HR, 11 2B, 20 RBI), who collected league Co-Freshman of the Year distinction to go with Freshman All-America honors from Collegiate Baseball magazine.
- > In addition, Brian Leonhardt (.272, 1 HR, 14 2B, 34 RBI) is back in the mix after leading the Aztecs with a team-high .389 batting average with runners in scoring position and topping the squad with 16 two-out RBIs. He also occupied the fourth spot with multiple RBIs in seven games and ranked fifth with 16 multi-hit performances.

**NEWCOMERS AMONG STARTERS**

- > A pair of junior college transfers and one true freshman have already cracked the starting lineup through the first 13 games of the year for SDSU.
- > Wyatt Hendrie has assumed the duties at catcher after earning all-state honors by the California Community College Baseball Coaches Association (CCCBA) at Antelope Valley College in 2019. In his lone season with the Marauders, he led the team in several categories, including batting average (.410), hits (59) runs (32), RBIs (26), doubles (10) and triples (10).
- > Hendrie was a 10th-round selection by the Chicago Cubs in the 2019 MLB First-Year Player Draft.
- > At shortstop, Anthony Walters has stepped in after arriving from Mt. San Antonio College, where he earned first-team all-state honors from the CCCBA on the strength of a .374 batting average in 45 games with 10 home runs and 62 RBIs.
- > Caden Miller has received the starting nod at second base in eight games after graduating from Bishop Alemany High School in Mission Hills, California near Los Angeles. He was a two-time all-conference selection

- who finished with career-highs in batting average (.329), runs scored (29), stolen bases (21) and doubles (9) during his senior season.
- > Miller was listed as the Mountain West preseason freshman of the year in several publications, including D1Baseball.com.
- > Overall, the Aztecs' recruiting class for 2019 was ranked 20th nationally by Perfect Game.

**AZTECS TABBED PRESEASON MOUNTAIN WEST FAVORITES**

- > For the second straight season, San Diego State baseball team was picked first in the Mountain West preseason coaches poll, as announced Feb. 11 by the conference office.
- > Collectively, SDSU received 46 points and four first-place votes, edging second-place Fresno State (42 pts, 2 first-place votes), while Nevada (38 pts, 2 first-place votes) was predicted to finish third, followed by fourth-place UNLV (34 pts). Rounding out the remainder of the poll were New Mexico (5th, 23 pts), Air Force (1-6th, 17 pts), San José State (1-6th) and Boise State (8th, 7 pts).
- > The Aztecs were also predicted to finish first prior to the 2014 campaign.

2020 MW Preseason Coaches Poll

Rank	Team (1st-place votes)	Pts.
1.	San Diego State (4)	46
2.	Fresno State (2)	42
3.	Nevada (2)	38
4.	UNLV	34
5.	New Mexico	23
6.	Air Force	17
	San José State	17
8.	Boise State	7

**MORE SCHMITT**

- > Casey Schmitt gained valuable experience in the summer of 2019 when he played for th Cotuit Kettleers in the Cape Cod League.
- > Schmitt collected MVP honors for the championship finals after belting two homers and scoring three runs in Cotuit's 10-3 title-clinching victory over Harwich. He also pitched six scoreless innings in two relief appearances during the finals, striking out eight batters against two walks.

**MOUNTAIN WEST CHAMPIONSHIP RETURNS TO TONY GWYNN STADIUM**

- > For the fifth time since the league's inception, San Diego State will play host to the Mountain West Championship, May 21-24, at Tony Gwynn Stadium.
- > The Aztecs also welcomed the conference tournament in 2001, 2010, 2011, as well as 2018, when they claimed their fifth MW Championship crown in a span of six years.
- > SDSU has captured the most tournament titles in conference history, winning in 2000, 2013, 2014, 2015, 2017 and 2018.

# CAREER/SEASON HIGHS

2020	#1 CADEN MILLER (FR)	CAREER
1, vs. USC (2-23-20)	HITS	Same
	DOUBLES	
	TRIPLES	
	HOME RUNS	
1, vs. USC (2-23-20)	TOTAL BASES	Same
1, vs. Virginia Tech (2-14-20)	RBI	Same
1, vs. Virginia Tech (2-14-20)	RUNS	Same
2, vs. Virginia Tech (2-14-20)	WALKS	Same
2, Three times, last: vs. Oregon State (2-28-20)	STRIKEOUTS	Same
4, Twice, last: vs. Cal State Fullerton (2-18-20)	AT BATS	Same

2020	#10 ANTHONY WALTERS (RS-JR)	CAREER
2, Four times, last: vs. Long Beach (3-3-20)	HITS	Same
1, vs. Virginia Tech (2-14-20)	DOUBLES	Same
	TRIPLES	
1, vs. Cal State Fullerton (2-18-20)	HOME RUNS	Same
4, vs. Cal State Fullerton (2-18-20)	TOTAL BASES	Same
2, Twice, last: vs. Cal State Fullerton (2-18-20)	RBI	Same
1, Five times, last: vs. Oregon State (3-1-20)	RUNS	Same
2, vs. Iowa (2-21-20)	WALKS	Same
2, vs. USC (2-23-20)	STRIKEOUTS	Same
5, vs. Virginia Tech (2-14-20)	AT BATS	Same

2020	#2 RYAN ORR (SR)	CAREER
3, Twice, last: vs. USC (2-23-20)	HITS	3, Three times, last: vs. USC (2-23-20)
1, Three times, last: vs. Oregon State (2-28-20)	DOUBLES	1, Eight times, last: vs. Oregon State (2-28-20)
	TRIPLES	1, Three times
	HOME RUNS	
4, vs. Cal State Fullerton (2-18-20)	TOTAL BASES	4, Four times, last: vs. Cal State Fullerton (2-18-20)
2, Twice, last: vs. USC (2-23-20)	RBI	3, at Fresno State (5-11-19)
2, Twice, last: vs. Cal State Fullerton (2-18-20)	RUNS	3, at Fresno State (5-11-19)
2, vs. Oregon State (2-28-20)	WALKS	2, Four times, last: vs. Oregon State (2-28-20)
1, Six times, last: vs. Long Beach State (3-3-20)	STRIKEOUTS	2, Four times
5, Twice, last: vs. USC (2-23-20)	AT BATS	5, Six times, last: vs. USC (2-23-20)
1, vs. UNC Greensboro (2-16-20)	STOLEN BASES	1, Twice, last: vs. UNC Greensboro (2-16-20)

2020	#11 AVERY JONES (JR)	CAREER
3, 1, at UC Irvine (2-25-20)	INNINGS PITCHED	Same
2, Twice, last: vs. Oregon State (2-29-20)	WALKS	Same
2, Twice, last: vs. Oregon State (2-29-20)	STRIKEOUTS	Same

2020	#3 WYATT HENDRIE (R-SO)	CAREER
2, Three times, last: vs. Oregon State (3-1-20)	HITS	Same
	DOUBLES	
	TRIPLES	
1, vs. Oregon State (3-1-20)	HOME RUNS	Same
5, vs. Oregon State (3-1-20)	TOTAL BASES	Same
2, Twice, last: vs. USC (2-23-20)	RBI	Same
2, vs. Oregon State (3-1-20)	RUNS	Same
2, vs. Oregon State (2-27-20)	WALKS	Same
2, vs. Cal State Fullerton (2-18-20)	STRIKEOUTS	Same
4, Four times, last: vs. USC (2-23-20)	AT BATS	Same
	STOLEN BASES	

2020	#12 DAVID ALAMILLO (SO)	CAREER
	HITS	1, Five times
	DOUBLES	
	TRIPLES	
	HOME RUNS	
	TOTAL BASES	1, Five times
	RBI	1, vs. Fresno State (3-31-19)
1, Twice, last: vs. Oregon State (3-1-20)	RUNS	1, Four times, last: vs. Oregon State (3-1-20)
	WALKS	1, Three times
	STRIKEOUTS	1, Four times
4, vs. Oregon State (2-27-20)	AT BATS	5, vs. Texas Tech (3-6-19)
	STOLEN BASES	

2020	#5 DEVYN LOPEZ (SO)	CAREER
	HITS	1, Seven times
	DOUBLES	1, at Air Force (4-18-19)
	TRIPLES	
	HOME RUNS	
	TOTAL BASES	2, at Air Force (4-18-19)
	RBI	2, at Cal State Fullerton (4-13-19)
	RUNS	1, Five times
1, vs. Iowa (2-21-20)	WALKS	1, Six times, last: vs. Iowa (2-21-20)
1, at UC Irvine (2-25-20)	STRIKEOUTS	2, at UC Irvine (4-16-19)
4, at UC Irvine (2-25-20)	AT BATS	4, Five times, last: at UC Irvine (2-25-20)
	STOLEN BASES	1, 11 times

2020	#13 CASEY O'SULLIVAN (JR)	CAREER
2, 0, vs. UNC Greensboro (2-16-20)	INNINGS PITCHED	4, 0, vs. UC Irvine (4-10-18)
1, Three times, last: vs. Oregon State (3-1-20)	WALKS	4, at Oregon State (4-3-19)
1, Twice, last: vs. Oregon State (2-27-20)	STRIKEOUTS	7, vs. San Francisco (2-16-19)

2020	#6 DYLAN TANNER (FR)	CAREER
	HITS	
	DOUBLES	
	TRIPLES	
	HOME RUNS	
	TOTAL BASES	
	RBI	
	RUNS	
	WALKS	
	STRIKEOUTS	
	AT BATS	

2020	#14 MIKE JARVIS (SR)	CAREER
2, Four times, last: vs. Long Beach (3-3-20)	HITS	3, vs. Arizona (3-25-19), at Fresno State (5-11-19)
1, Three times, last: at UC Irvine (2-25-20)	DOUBLES	1, 11 times
	TRIPLES	1, vs. Texas Tech (3-6-19), at New Mexico (3-22-19)
1, Twice, last: vs. USC (2-23-20)	HOME RUNS	2, at UNLV (4-26-19)
6, vs. Cal State Fullerton (2-18-20)	TOTAL BASES	8, at UNLV (4-26-19)
2, vs. Long Beach State (3-3-20)	RBI	5, at UNLV (4-26-19)
2, Twice, last: vs. USC (2-23-20)	RUNS	2, 10 times
1, Four times, last: vs. Oregon State (2-27-20)	WALKS	3, vs. Texas Tech (3-6-19)
2, Twice, last: vs. Oregon State (2-28-20)	STRIKEOUTS	2, 10 times
5, Three times, last: vs. Oregon State (2-29-20)	AT BATS	5, Seven times
1, Four times, last: vs. Long Beach State (3-3-20)	STOLEN BASES	2, vs. Arizona (3-25-19)

2020	#8 CASEY SCHMITT (JR)	CAREER
3, vs. Nebraska (2-22-20)	HITS	5, at UNLV (4-26-19)
1, Three times, last: vs. Long Beach State (3-3-20)	DOUBLES	2, Three times
	TRIPLES	1, Twice, last: vs. Seattle (3-15-19)
	HOME RUNS	2, at UNLV (4-26-19)
3, Twice, last: vs. Long Beach State (3-3-20)	TOTAL BASES	11, at UNLV (4-26-19)
1, Four times, last: vs. Long Beach State (3-3-20)	RBI	4, at UNLV (3-24-18)
2, Twice, last: Long Beach State (3-3-20)	RUNS	3, Twice, last: at Cal State Fullerton (4-13-19)
1, Seven times, last: vs. Oregon State (3-1-20)	WALKS	1, 22 times, last: vs. Oregon State (3-1-20)
3, vs. Oregon State (2-29-20)	STRUCK OUT	3, Three times, last: vs. Oregon State (2-29-20)
4, Nine times, last: Long Beach State (3-3-20)	AT BATS	6, at UNLV (3-25-18)
1, vs. Long Beach State (3-3-20)	STOLEN BASES	2, vs. San José State (5-3-19)
2, 0, Twice, last: vs. Oregon State (3-1-20)	INNINGS PITCHED	5, 0, Twice, last: vs. Fresno State (3-31-19)
2, vs. Oregon State (3-1-20)	RUNS ALLOWED	Same
3, vs. Oregon State (3-1-20)	HITS ALLOWED	Same
1, vs. Oregon State (3-1-20)	WALKS	3, vs. Seattle (3-17-19)
3, vs. Virginia Tech (2-15-20)	STRIKEOUTS	6, vs. Seattle (3-17-19)

2020	#15 XAVIER CARTER (FR)	CAREER
1, vs. Oregon State (2-27-20)	HITS	Same
	DOUBLES	
	TRIPLES	
	HOME RUNS	
1, vs. Oregon State (2-27-20)	TOTAL BASES	Same
	RBI	
	RUNS	
	WALKS	
	STRIKEOUTS	
1, vs. Oregon State (2-27-20)	AT BATS	Same

2020	#9 MATT RUDICK (JR)	CAREER
3, vs. USC (2-23-20)	HITS	4, vs. Texas Tech (3-6-19)
1, Twice, last: vs. USC (2-23-20)	DOUBLES	2, vs. Seattle (3-17-19)
1, Three times, last: vs. Oregon State (3-1-20)	TRIPLES	1, Nine times, last: vs. Oregon State (3-1-20)
1, vs. Virginia Tech (2-14-20)	HOME RUNS	Same
5, vs. Virginia Tech (2-14-20)	TOTAL BASES	7, vs. Seattle (3-17-19)
3, vs. Virginia Tech (2-14-20)	RBI	5, vs. Seattle (3-17-19)
2, Twice, last: vs. Cal State Fullerton (2-18-20)	RUNS	3, Four times
1, Four times, last: vs. Oregon State (2-29-20)	WALKS	3, Twice, last: vs. San Jose State (5-3-19)
1, Three times, last: vs. Long Beach State (3-3-20)	STRIKEOUTS	2, Nine times
5, Four times, last: vs. Oregon State (3-1-20)	AT BATS	6, Four times
1, Three times, last: vs. Oregon State (3-1-20)	STOLEN BASES	1, 13 times, last: vs. Oregon State (3-1-20)

2020	#18 REECE BERGER (FR)	CAREER
	HITS	
	DOUBLES	
	TRIPLES	
	HOME RUNS	
	TOTAL BASES	
	RBI	
	RUNS	
	WALKS	
	STRIKEOUTS	
	AT BATS	

2020	#20 MICHAEL PAREDES (SO)	CAREER
	HITS	1, vs. Fresno State (3-31-19)
	DOUBLES	1, vs. Fresno State (3-31-19)
	TRIPLES	
	HOME RUNS	
	TOTAL BASES	2, vs. Fresno State (3-31-19)
	RBI	1, vs. Fresno State (3-31-19)
	RUNS	
	WALKS	
	STRIKEOUT	1, vs. Fresno State (3-31-19)
	AT BATS	2, vs. Fresno State (3-31-19)
	STOLEN BASES	
6, 0, vs. Iowa (2-21-20)	INNINGS PITCHED	6, 1, vs. Air Force (4-19-19)
7, vs. Iowa (2-21-20)	STRIKEOUTS	9, at Nevada (4-5-19)
2, vs. Oregon State (2-28-20)	WALKS ALLOWED	4, vs. Air Force (4-19-19)

2020	<b>#21 BRIAN LEONHARDT (SO)</b>	CAREER
2, Three times, last: vs. Long Beach (3-1-20)	HITS	3, Three times
	DOUBLES	2, vs. UC Irvine (2-19-19), vs. LMU (4-9-19)
	TRIPLES	1, vs. Seattle (3-17-19)
1, Twice, last: vs. Oregon State (3-1-20)	HOME RUNS	1, Three times, last: vs. Oregon State (3-1-20)
5, vs. Oregon State (3-1-20)	TOTAL BASES	5, Twice, last: vs. Oregon State (3-1-20)
4, vs. Oregon State (3-1-20)	RBI	4, Five times, last: vs. Oregon State (3-1-20)
1, Nine times, last: vs. Long Beach State (3-3-20)	RUNS	2, Three times
1, Five times, last: at UC Irvine (2-25-20)	WALKS	2, vs. Texas Tech (3-6-19)
2, Twice, last: vs. UNC Greensboro (2-16-20)	STRUCK OUT	2, 10 times, last: vs. UNC Greensboro (2-16-20)
5, vs. UNC Greensboro (2-16-20)	AT BATS	6, at New Mexico (3-23-19)
	STOLEN BASES	1, Twice, last: at New Mexico (3-24-19)
4.0, vs. Long Beach State (3-3-20)	INNINGS PITCHED	Same
3, Twice, last: vs. Long Beach State (3-3-20)	STRIKEOUTS	5, vs. Arizona (3-25-19)
3, vs. Oregon State (2-27-20)	WALKS ALLOWED	3, Three times, last: vs. Oregon State (2-27-20)

2020	<b>#22 JADEN FEIN (SO)</b>	CAREER
3, at UC Irvine (2-25-20)	HITS	4, at New Mexico (3-23-19)
1, vs. Oregon State (2-28-20)	DOUBLES	1, 12 times, last: vs. Oregon State (2-28-20)
	TRIPLES	1, Twice, last: vs. Air Force (4-19-19)
1, vs. Long Beach State (3-1-20)	HOME RUNS	1, Five times, last: vs. Long Beach State (3-1-20)
4, vs. Long Beach State (3-1-20)	TOTAL BASES	7, Twice, last: vs. Fresno State (3-31-19)
2, vs. Oregon State (3-1-20)	RBI	3, at New Mexico (3-23-19)
2, Twice, last: vs. Long Beach State (3-1-20)	RUNS	3, Twice, last: vs. Fresno State (3-31-19)
2, vs. Oregon State (2-28-20)	WALKS	Same
2, vs. Oregon State (2-29-20)	STRIKEOUTS	4, at UNLV (4-26-19)
4, Four times, last: vs. Oregon State (2-29-20)	AT BATS	5, Four times
	STOLEN BASES	1, Twice, last: vs. BYU (5-6-19)

2020	<b>#23 JONNY GUZMAN (FR)</b>	CAREER
1.0, vs. Oregon State (2-27-20)	INNINGS PITCHED	Same
2, vs. UNC Greensboro (2-16-20)	WALKS	Same
1, Twice, last: vs. Oregon State (2-27-20)	STRIKEOUTS	Same

2020	<b>#25 NOAH KAAGAN (RS-FR)</b>	CAREER
	HITS	
	DOUBLES	
	TRIPLES	
	HOME RUNS	
	TOTAL BASES	
	RBI	
	RUNS	
	WALKS	
1, vs. Oregon State (2-28-20)	STRIKEOUTS	Same
1, Twice, last: vs. Oregon State (2-28-20)	AT BATS	Same
	STOLEN BASES	

2020	<b>#28 TJ FONDTAIN (FR)</b>	CAREER
1, vs. Virginia Tech (2-14-20)	HITS	Same
	DOUBLES	
	TRIPLES	
	HOME RUNS	
1, vs. Virginia Tech (2-14-20)	TOTAL BASES	Same
1, vs. Virginia Tech (2-14-20)	RBI	Same
	RUNS	
1, vs. Oregon State (2-27-20)	WALKS	Same
	STRUCK OUT	
1, Four times, last: vs. Oregon State (2-27-20)	AT BATS	Same

2020	<b>#29 TRENT LOPEZ (FR)</b>	CAREER
	INNINGS PITCHED	
	WALKS	
	STRIKEOUTS	

2020	<b>#30 DANIEL RITCHESON (JR)</b>	CAREER
	INNINGS PITCHED	5.2, vs. BYU (5-6-19)
	WALKS	5, vs. BYU (5-6-19)
	STRIKEOUTS	8, at UC Irvine (4-16-19)

2020	<b>#32 RICKY TIBBETT (FR)</b>	CAREER
3.0, vs. Long Beach State (3-3-20)	INNINGS PITCHED	Same
1, vs. UNC Greensboro (2-16-20)	WALKS	Same
2, vs. Long Beach State (3-3-20)	STRIKEOUTS	Same

2020	<b>#33 CHRISTIAN WINSTON (JR)</b>	CAREER
2.1, at Coastal Carolina (2-15-20)	INNINGS PITCHED	2.2, at New Mexico (5-4-18)
2, Twice, last: vs. Oregon State (2-29-20)	WALKS	3, Twice, last: vs. California Baptist (3-26-19)
3, Four times, last: vs. Oregon State (2-29-20)	STRIKEOUTS	4, Twice, last: at Fresno State (5-10-19)

2020	<b>#35 AARON EDEN (SO)</b>	CAREER
4.2, vs. USC (2-23-20)	INNINGS PITCHED	7.1, at New Mexico (3-22-19)
2, Three times, last: vs. Oregon State (3-1-20)	WALKS	4, vs. Fresno State (3-29-19)
4, Twice, last: vs. Oregon State (3-1-20)	STRIKEOUTS	7, Twice, last: vs. Fresno State (3-29-19)

2020	<b>#36 JACOB FLORES (JR)</b>	CAREER
3.2, vs. Virginia Tech (2-14-20)	INNINGS PITCHED	4.2, at Fresno State (5-12-19)
3, vs. Cal State Fullerton (2-18-20)	WALKS	4, vs. Arizona (3-25-19)
5, Twice, last: at UC Irvine (2-25-20)	STRIKEOUTS	5, Three times, last: at UC Irvine (2-25-20)

2020	<b>#38 JAVIER FELIX (FR)</b>	CAREER
	HITS	
	DOUBLES	
	TRIPLES	
	HOME RUNS	
	TOTAL BASES	
	RBI	
	RUNS	
	WALKS	
	STRUCK OUT	
	AT BATS	

2020	<b>#39 TROY MELTON (SO)</b>	CAREER
6.0, Twice, last: vs. Oregon State (2-29-20)	INNINGS PITCHED	Same
3, at Coastal Carolina (2-15-20)	WALKS	Same
9, vs. Oregon State (2-29-20)	STRIKEOUTS	Same

2020	<b>#40 DREW SOMMERS (FR)</b>	CAREER
2.0, vs. Oregon State (2-27-20)	INNINGS PITCHED	Same
3, vs. Oregon State (2-27-20)	WALKS	Same
3, vs. Oregon State (2-27-20)	STRIKEOUTS	Same

2020	<b>#41 DERON JOHNSON (SO)</b>	CAREER
1, vs. UNC Greensboro (2-16-20)	HITS	2, at Air Force (4-18-19)
	DOUBLES	
	TRIPLES	
	HOME RUNS	
1, vs. UNC Greensboro (2-16-20)	TOTAL BASES	4, at Air Force (4-18-19)
	RBI	1, vs. Seattle (3-17-19), at Air Force (4-18-19)
	RUNS	2, vs. Seattle (3-17-19)
	WALKS	2, vs. Texas Tech (3-6-19)
1, Twice, last: vs. USC (2-23-20)	STRIKEOUTS	2, vs. Air Force (4-19-19)
2, vs. UNC Greensboro (2-16-20)	AT BATS	4, Four times

2020	<b>#42 TRE BROWN (RS-JR)</b>	CAREER
2.0, Four times, last: vs. Oregon State (3-1-20)	INNINGS PITCHED	Same
2, Twice, last: vs. Oregon State (3-1-20)	WALKS	2, Three times, last: vs. Oregon State (3-1-20)
4, Twice, last: vs. Oregon State (2-28-20)	STRIKEOUTS	Same

2020	<b>#47 JACOB CRUCE (SR)</b>	CAREER
2, Four times, last: vs. Oregon State (3-1-20)	HITS	2, Five times, last: vs. Oregon State (3-1-20)
1, Twice, last: vs. Long Beach State (3-3-20)	DOUBLES	Same
	TRIPLES	
1, vs. Oregon State (2-29-20)	HOME RUNS	Same
5, vs. Oregon State (2-29-20)	TOTAL BASES	Same
1, Twice, last: Cal State Fullerton (2-18-20)	RBI	2, vs. New Mexico (3-18-19)
2, vs. Oregon State (2-29-20)	RUNS	Same
	WALKS	
2, vs. Oregon State (2-27-20)	STRIKEOUTS	2, Three times, last: vs. Oregon State (2-27-20)
4, Five times, last: vs. Long Beach State (3-3-20)	AT BATS	4, Seven times, last: vs. Long Beach State (3-3-20)




# 2020 TV/RADIO ROSTER



**#1 CADEN  
MILLER**



**#2 RYAN  
ORR**



**#3 WYATT  
HENDRIE**



**#5 DEVYN  
LOPEZ**



**#6 DYLAN  
TANNER**



**#8 CASEY  
SCHMITT**



**#9 MATT  
RUDICK**



**#10 ANTHONY  
WALTERS**



**#12 DAVID  
ALAMILLO**



**#13 CASEY  
O'SULLIVAN**



**#14 MIKE  
JARVIS**




**#15 XAVIER  
CARTER**



**#18 REECE  
BERGER**



**#20 MICHAEL  
PAREDES**



**#21 BRIAN  
LEONHARDT**



**#22 JADEN  
FEIN**



**#23 JONNY  
GUZMAN**



**#25 NOAH  
KAAGAN**



**#28 TJ  
FONDTAIN**



**#29 TRENT  
LOPEZ**



**#30 DANIEL  
RITCHESON**



**#32 RICKY  
TIBBETT**



**#33 CHRISTIAN  
WINSTON**



**#35 AARON  
EDEN**




**#36 JACOB  
FLORES**



**#38 JAVIER  
FELIX**



**#39 TROY  
MELTON**



**#40 DREW  
SOMMERS**



**#41 DERON  
JOHNSON**



**#42 TRE  
BROWN**



**#47 JACOB  
CRUSE**



**#7 HC MARK  
MARTINEZ**



**#26 AHC SAM  
PERAZA**



**#0 AC JOE  
OLIVEIRA**

# TONY GWYNN STADIUM



**Tony Gwynn Stadium** became the new home of the San Diego State baseball program during the 1997 season. Upon its opening, the facility was hailed as one of the top college baseball stadiums in the country. A poll of college coaches by Baseball America ranked it among the top 20 collegiate facilities in the nation and the fourth-best park in the western U.S.

Groundbreaking for this project took place on Aug. 21, 1996. The \$4 million facility was made possible through the generosity of San Diego Padres owner John Moores, who donated the funds to make the program's dream of a state-of-the-art stadium at San Diego State University a reality.

The structure is named in honor of the former Aztec player, head

coach, and MLB Hall of Famer. The playing field remains Charlie Smith Field in honor of the long-time former San Diego State head coach. It retains its former dimensions of 340 feet down both the right and left field lines and 410 to dead center field. Distance to the alleys is 360 feet in left center and 370 in right center.

Additional area has been added between home plate and the backstop (now 45 feet), and the warning track in the outfield has been widened to 20 feet. The field itself is a natural turf (Tif Santa Ana grass), while the infield and warning track utilize crushed brick dust.

The most recent field improvement consists of artificial field turf that extends from the end of each dugout in foul territory outside the base lines. The turf was installed prior to the start of the 2010 season. In addition, a large Aztec logo now occupies the area directly behind home plate.

The outfield is enclosed by a 10-foot high green wall made of a material designed to be resilient upon contact. The outfield wall features advertising signage as well as the names and numbers of past

players who have been honored for their accomplishments as members of the SDSU program.

Stadium lighting consists of six poles using 2000-watt fixtures, making the facility one of the most well-lit fields in college and professional baseball.

The stadium's electronic scoreboard, installed prior to the start of the 2003 season, is located behind the right centerfield fence and features a complete line score as well as video playback capability.

Seating capacity of the stadium is 3,000, and that number could reach as high as 4,000 in the future. Of the 2,200 permanent seats installed during the initial phase of construction, 800 were armchair-style around the stadium at the field level. With the addition of new seating in May 2005, that number has increased to over 1,800, as more than 1,000 chair back seats were installed in the plaza level from first to third base. The remaining seats are comprised of bleacher benches that extend down both base lines.

The latest stadium improvements came just prior to the start of the 2010 season when Field Turf was

installed in the foul territory areas in front of both dugouts and behind home plate. In addition, new sod was placed in the infield. These upgrades were made possible by a donation to the baseball program by former Aztec pitcher Stephen Strasburg.

Among the amenities contained within the stadium itself are the following:

- Two concession stands and two sets of restrooms located behind the seating area on the plaza level.
- A coaches dressing room and adjacent players' meeting room located at the east end of the first base stands to be used for team functions as well as a lounge for SDSU athletes.
- The Stephen and Mary Birch Baseball Museum located at the north end of the third base stand. The museum features numerous items relating to the history of baseball at San Diego State.

2020 San Diego State Baseball  
Overall Statistics for San Diego State (as of Mar 05, 2020)  
(All games Sorted by Batting avg)

Record: 9-4 Home: 6-3 Away: 2-0 Neutral: 1-1 MW: 0-0

Player	avg	gp-gs	ab	r	h	2b	3b	hr	rbi	tb	slg%	bb	hp	so	gdp	ob%	sf	sh	sb-att	po	a	e	fld%	
2 ORR, Ryan	.347	13-13	49	7	17	3	0	0	6	20	.408	2	0	6	0	.373	0	1	1-4	16	0	1	.941	
22 FEIN, Jaden	.324	12-11	34	6	11	1	0	1	5	15	.441	5	0	8	1	.410	0	0	0-0	53	4	1	.983	
9 RUDICK, Matt	.315	13-13	54	11	17	2	3	1	9	28	.519	4	0	3	1	.356	1	0	3-3	29	1	1	.968	
10 WALTERS, Anthony	.277	13-13	47	5	13	1	0	1	8	17	.362	4	1	11	0	.340	1	1	1-1	14	30	4	.917	
8 SCHMITT, Casey	.271	13-13	48	5	13	3	0	0	4	16	.333	7	0	9	0	.357	1	0	1-1	12	18	5	.857	
21 LEONHARDT, Brian	.262	13-13	42	9	11	0	0	2	10	17	.405	5	0	7	2	.333	1	1	0-0	35	6	1	.976	
14 JARVIS, Mike	.250	13-13	52	10	13	3	0	2	4	22	.423	4	4	9	0	.344	1	0	4-6	30	11	0	1.000	
3 HENDRIE, Wyatt	.243	13-11	37	5	9	0	0	1	6	12	.324	8	2	7	2	.404	0	0	0-0	105	19	4	.969	
-----																								
15 CARTER, Xavier	1.000	1-0	1	0	1	0	0	0	0	1	1.000	0	0	0	0	1.000	0	0	0-0	0	0	0	.000	
47 CRUCE, Jacob	.345	10-7	29	3	10	2	0	1	7	15	.517	0	0	6	1	.345	0	0	0-0	23	1	3	.889	
28 FONDTAIN, TJ	.250	4-0	4	0	1	0	0	0	1	1	.250	1	1	0	0	.500	0	0	0-0	7	0	0	1.000	
41 JOHNSON, Deron	.250	3-1	4	0	1	0	0	0	0	1	.250	0	0	2	0	.250	0	0	0-0	3	0	0	1.000	
1 MILLER, Caden	.053	9-8	19	1	1	0	0	0	1	1	.053	3	1	8	0	.217	0	2	0-0	15	24	3	.929	
12 ALAMILLO, David	.000	8-1	5	2	0	0	0	0	0	0	.000	0	0	0	0	.000	0	0	0-0	2	5	1	.875	
5 LOPEZ, Devyn	.000	3-1	4	0	0	0	0	0	0	0	.000	1	0	1	1	.200	0	0	0-0	0	4	0	1.000	
25 KAAGAN, Noah	.000	3-0	2	0	0	0	0	0	0	0	.000	0	0	1	0	.000	0	0	0-0	1	0	0	1.000	
42 BROWN, Tre	.000	7-0	0	0	0	0	0	0	0	0	.000	0	0	0	0	.000	0	0	0-0	1	0	1	.500	
33 WINSTON, Christian	.000	6-0	0	0	0	0	0	0	0	0	.000	0	0	0	0	.000	0	0	0-0	0	0	0	.000	
39 MELTON, Troy	.000	3-3	0	0	0	0	0	0	0	0	.000	0	0	0	0	.000	0	0	0-0	0	3	1	.750	
35 EDEN, Aaron	.000	3-3	0	0	0	0	0	0	0	0	.000	0	0	0	0	.000	0	0	0-0	0	0	0	.000	
13 O'SULLIVAN, Casey	.000	4-0	0	0	0	0	0	0	0	0	.000	0	0	0	0	.000	0	0	0-0	0	2	0	1.000	
32 TIBBETT, Ricky	.000	3-0	0	0	0	0	0	0	0	0	.000	0	0	0	0	.000	0	0	0-0	0	0	0	.000	
23 GUZMAN, Jonny	.000	2-0	0	0	0	0	0	0	0	0	.000	0	0	0	0	.000	0	0	0-0	0	0	0	.000	
11 JONES, Avery	.000	4-1	0	0	0	0	0	0	0	0	.000	0	0	0	0	.000	0	0	0-0	0	1	0	1.000	
36 FLORES, Jacob	.000	6-1	0	0	0	0	0	0	0	0	.000	0	0	0	0	.000	0	0	0-0	0	5	0	1.000	
20 PAREDES, Michael	.000	3-3	0	0	0	0	0	0	0	0	.000	0	0	0	0	.000	0	0	0-0	2	0	1	.667	
40 SOMMERS, Drew	.000	1-0	0	0	0	0	0	0	0	0	.000	0	0	0	0	.000	0	0	0-0	0	1	0	1.000	
Totals	.274	13	431	64	118	15	3	9	61	166	.385	44	9	78	8	.350	5	5	10-15	348	135	27	.947	
Opponents	.249	13	446	66	111	15	2	5	55	145	.325	55	12	124	7	.343	6	8	10-14	330	120	12	.974	

LOB - Team (100), Opp (113). DPs turned - Team (9), Opp (9). IBB - Team (2), JARVIS 1, SCHMITT 1.

(All games Sorted by Earned run avg)

Player	era	w-l	app	gs	cg	sho	sv	ip	h	r	er	bb	so	2b	3b	hr	b/avg	wp	hp	bk	sfa	sha		
39 MELTON, Troy	1.06	3-0	3	3	0	0/1	0	17.0	10	2	2	6	21	1	0	0	.172	3	2	0	0	1		
36 FLORES, Jacob	1.88	2-0	6	1	0	0/0	0	14.1	12	4	3	7	23	1	0	1	.218	2	1	1	0	0		
20 PAREDES, Michael	4.20	0-1	3	3	0	0/0	0	15.0	18	9	7	4	13	2	1	0	.290	0	0	0	2	0		
-----																								
33 WINSTON, Christian	0.00	1-1	6	0	0	0/1	0	11.1	6	4	0	7	14	0	0	0	.146	3	1	0	0	2		
11 JONES, Avery	0.00	1-0	4	1	0	0/1	0	6.1	4	0	0	4	5	1	0	0	.182	1	2	0	0	0		
32 TIBBETT, Ricky	0.00	1-0	3	0	0	0/0	0	5.1	4	3	0	1	2	0	0	0	.211	0	0	0	0	0		
42 BROWN, Tre	0.79	1-0	7	0	0	0/0	1	11.1	4	2	1	5	15	1	0	0	.105	1	0	0	0	1		
21 LEONHARDT, Brian	2.08	0-0	4	2	0	0/0	0	8.2	6	3	2	5	7	0	0	0	.207	3	3	0	1	3		
8 SCHMITT, Casey	3.12	0-0	6	0	0	0/0	5	8.2	9	4	3	1	7	1	0	0	.273	1	1	0	1	0		
40 SOMMERS, Drew	4.50	0-0	1	0	0	0/0	0	2.0	5	4	1	3	3	0	0	1	.455	1	0	0	0	0		
35 EDEN, Aaron	6.35	0-1	3	3	0	0/0	0	11.1	18	15	8	6	10	2	1	1	.346	0	2	0	0	0		
13 O'SULLIVAN, Casey	21.60	0-1	4	0	0	0/0	0	3.1	9	10	8	3	2	4	0	0	.529	3	0	0	2	1		
23 GUZMAN, Jonny	40.50	0-0	2	0	0	0/0	0	1.1	6	6	6	3	2	2	0	2	.667	0	0	0	0	0		
Totals	3.18	9-4	13	13	0	1/1	6	116.0	111	66	41	55	124	15	2	5	.249	18	12	1	6	8		
Opponents	4.50	4-9	13	13	0	0/0	1	110.0	118	64	55	44	78	15	3	9	.274	13	9	0	5	5		

PB - Team (4), HENDRIE 3, JOHNSON, D. 1. SBA/ATT - HENDRIE (9-12), PAREDES (3-4), EDEN (4-4), MELTON (1-2), FLORES, J. (0-1), BROWN, T. (1-1), GUZMAN, J. (1-1), TIBBETT (0-1), JOHNSON, D. (1-1).

2020 San Diego State Baseball  
Overall Statistics for San Diego State (as of Mar 05, 2020)  
(All games Sorted by Fielding pct)

Player	c	po	a	e	fld%	dp	sba	csb	sba%	pb	ci
14 JARVIS, Mike	41	30	11	0	1.000	2	0	0	---	0	0
28 FONDTAIN, TJ	7	7	0	0	1.000	1	0	0	---	0	0
36 FLORES, Jacob	5	0	5	0	1.000	0	0	1	.000	0	0
5 LOPEZ, Devyn	4	0	4	0	1.000	0	0	0	---	0	0
41 JOHNSON, Deron	3	3	0	0	1.000	0	1	0	1.000	1	0
13 O'SULLIVAN, Casey	2	0	2	0	1.000	0	0	0	---	0	0
25 KAAGAN, Noah	1	1	0	0	1.000	0	0	0	---	0	0
40 SOMMERS, Drew	1	0	1	0	1.000	0	0	0	---	0	0
11 JONES, Avery	1	0	1	0	1.000	1	0	0	---	0	0
22 FEIN, Jaden	58	53	4	1	.983	5	0	0	---	0	0
21 LEONHARDT, Brian	42	35	6	1	.976	2	0	0	---	0	0
3 HENDRIE, Wyatt	128	105	19	4	.969	0	9	3	.750	3	0
9 RUDICK, Matt	31	29	1	1	.968	1	0	0	---	0	0
2 ORR, Ryan	17	16	0	1	.941	0	0	0	---	0	0
1 MILLER, Caden	42	15	24	3	.929	1	0	0	---	0	0
10 WALTERS, Anthony	48	14	30	4	.917	8	0	0	---	0	0
47 CRUCE, Jacob	27	23	1	3	.889	1	0	0	---	0	0
12 ALAMILLO, David	8	2	5	1	.875	3	0	0	---	0	0
8 SCHMITT, Casey	35	12	18	5	.857	0	0	0	---	0	0
39 MELTON, Troy	4	0	3	1	.750	0	1	1	.500	0	0
20 PAREDES, Michael	3	2	0	1	.667	0	3	1	.750	0	0
42 BROWN, Tre	2	1	0	1	.500	0	1	0	1.000	0	0
15 CARTER, Xavier	0	0	0	0	.000	0	0	0	---	0	0
23 GUZMAN, Jonny	0	0	0	0	.000	0	1	0	1.000	0	0
33 WINSTON, Christian	0	0	0	0	.000	0	0	0	---	0	0
35 EDEN, Aaron	0	0	0	0	.000	0	4	0	1.000	0	0
32 TIBBETT, Ricky	0	0	0	0	.000	0	0	1	.000	0	0
Totals	510	348	135	27	.947	9	10	4	.714	4	0
Opponents	462	330	120	12	.974	9	10	5	.667	0	0

Hitting minimums - 1 Games 2.5 AB/Game  
Pitching minimums - 1 Games 1.0 IP/Game

2020 San Diego State Baseball  
 Game Results for San Diego State (as of Mar 05, 2020)  
 (All games)

Date	Opponent	Score	Inns	Overall	MW	Pitcher of record	Attend	Time
^ Feb 14, 2020	vs Virginia Tech	w 7-5	9	1-0-0	0-0-0	FLORES, J. (W 1-0)	1725	3:30
^ Feb 15, 2020	at Coastal Carolina	w 3-1	9	2-0-0	0-0-0	MELTON (W 1-0)	2138	3:12
^ Feb 16, 2020	vs UNC Greensboro	L 4-11	9	2-1-0	0-0-0	EDEN (L 0-1)	1718	3:17
Feb 18, 2020	CAL STATE FULLERTON	w 8-4	9	3-1-0	0-0-0	BROWN, T. (W 1-0)	841	3:10
Feb 21, 2020	IOWA	w 4-1	9	4-1-0	0-0-0	WINSTON (W 2-0)	1003	2:34
Feb 22, 2020	NEBRASKA	w 4-2	9	5-1-0	0-0-0	MELTON (W 2-0)	1079	2:33
Feb 23, 2020	USC	L 5-11	9	5-2-0	0-0-0	WINSTON (L 1-1)	1748	3:33
Feb 25, 2020	at UC Irvine	w 2-1	9	6-2-0	0-0-0	JONES, Av. (W 1-0)	579	2:48
Feb 27, 2020	OREGON STATE	L 1-13	9	6-3-0	0-0-0	O'SULLIVAN (L 0-1)	712	3:37
Feb 28, 2020	OREGON STATE	L 1-4	9	6-4-0	0-0-0	PAREDES (L 0-1)	1415	2:53
Feb 29, 2020	OREGON STATE	w 6-0	9	7-4-0	0-0-0	MELTON (W 3-0)	1738	3:16
Mar 01, 2020	OREGON STATE	w 12-11	9	8-4-0	0-0-0	FLORES, J. (W 2-0)	910	3:29
Mar 03, 2020	#17 LONG BEACH STATE	w 7-2	9	9-4-0	0-0-0	TIBBETT (W 1-0)	413	2:43

() extra inning game

2020 San Diego State Baseball  
Miscellaneous Stats for San Diego State (as of Mar 05, 2020)  
(All games)

Multiple Hit Games	2	3	4	5+	Total
9 RUDICK, Matt	5	1	-	-	6
2 ORR, Ryan	3	2	-	-	5
10 WALTERS, Anthony	4	-	-	-	4
14 JARVIS, Mike	4	-	-	-	4
47 CRUCE, Jacob	4	-	-	-	4
3 HENDRIE, Wyatt	3	-	-	-	3
8 SCHMITT, Casey	2	1	-	-	3
21 LEONHARDT, Brian	3	-	-	-	3
22 FEIN, Jaden	1	1	-	-	2
TEAM	29	5	0	0	34

Multiple RBI Games	2	3	4	5+	Total
9 RUDICK, Matt	1	1	-	-	2
3 HENDRIE, Wyatt	2	-	-	-	2
10 WALTERS, Anthony	2	-	-	-	2
2 ORR, Ryan	2	-	-	-	2
21 LEONHARDT, Brian	1	-	1	-	2
14 JARVIS, Mike	1	-	-	-	1
22 FEIN, Jaden	1	-	-	-	1
47 CRUCE, Jacob	1	-	-	-	1
TEAM	11	1	1	0	13

Hitting Streaks	Longest	Current
9 RUDICK, Matt	6	-
2 ORR, Ryan	5	-
22 FEIN, Jaden	4	4
10 WALTERS, Anthony	4	2
21 LEONHARDT, Brian	4	4
8 SCHMITT, Casey	4	3
14 JARVIS, Mike	4	1
3 HENDRIE, Wyatt	3	-
47 CRUCE, Jacob	3	3
1 MILLER, Caden	1	-
41 JOHNSON, Deron	1	-
28 FONDTAIN, TJ	1	-
15 CARTER, Xavier	1	1

Reached Base Streaks	Longest	Current
21 LEONHARDT, Brian	12	12
14 JARVIS, Mike	9	3
22 FEIN, Jaden	7	7
10 WALTERS, Anthony	6	4
9 RUDICK, Matt	6	-
3 HENDRIE, Wyatt	5	5
2 ORR, Ryan	5	-
8 SCHMITT, Casey	5	3
47 CRUCE, Jacob	3	3
1 MILLER, Caden	2	-
28 FONDTAIN, TJ	2	1
15 CARTER, Xavier	1	1
41 JOHNSON, Deron	1	-
5 LOPEZ, Devyn	1	-

2020 San Diego State Baseball  
 Miscellaneous Stats for San Diego State (as of Mar 05, 2020)  
 (All games)

Starting Lineup By Position  
 (Team W-L record when starter)

PITCHER:		
35 EDEN, Aaron	3	(1-2)
39 MELTON, Troy	3	(3-0)
20 PAREDES, Michael	3	(2-1)
21 LEONHARDT, Bria	2	(1-1)
11 JONES, Avery	1	(1-0)
36 FLORES, Jacob	1	(1-0)
CATCHER:		
3 HENDRIE, Wyatt	11	(8-3)
2 ORR, Ryan	1	(1-0)
41 JOHNSON, Deron	1	(0-1)
FIRST BASE:		
22 FEIN, Jaden	6	(4-2)
21 LEONHARDT, Bria	4	(3-1)
47 CRUCE, Jacob	3	(2-1)
SECOND BASE:		
1 MILLER, Caden	8	(5-3)
14 JARVIS, Mike	3	(3-0)
5 LOPEZ, Devyn	1	(1-0)
12 ALAMILLO, David	1	(0-1)
THIRD BASE:		
8 SCHMITT, Casey	13	(9-4)
SHORTSTOP:		
10 WALTERS, Anthon	13	(9-4)
LEFT FIELD:		
2 ORR, Ryan	11	(8-3)
22 FEIN, Jaden	2	(1-1)
CENTER FIELD:		
14 JARVIS, Mike	10	(6-4)
9 RUDICK, Matt	3	(3-0)
RIGHT FIELD:		
9 RUDICK, Matt	10	(6-4)
22 FEIN, Jaden	3	(3-0)
DESIGNATED HITTER:		
21 LEONHARDT, Bria	8	(6-2)
47 CRUCE, Jacob	4	(3-1)
2 ORR, Ryan	1	(0-1)

Starting Lineup By Lineup Spot  
 (Team W-L record when starter)

LEADOFF:		
14 JARVIS, Mike	13	(9-4)
2ND SPOT:		
9 RUDICK, Matt	13	(9-4)
3RD SPOT:		
8 SCHMITT, Casey	13	(9-4)
CLEANUP:		
21 LEONHARDT, Bria	8	(6-2)
2 ORR, Ryan	4	(3-1)
47 CRUCE, Jacob	1	(0-1)
5TH SPOT:		
2 ORR, Ryan	9	(6-3)
10 WALTERS, Anthon	4	(3-1)
6TH SPOT:		
10 WALTERS, Anthon	9	(6-3)
47 CRUCE, Jacob	3	(3-0)
3 HENDRIE, Wyatt	1	(0-1)
7TH SPOT:		
3 HENDRIE, Wyatt	10	(8-2)
41 JOHNSON, Deron	1	(0-1)
21 LEONHARDT, Bria	1	(0-1)
47 CRUCE, Jacob	1	(1-0)
8TH SPOT:		
22 FEIN, Jaden	11	(8-3)
47 CRUCE, Jacob	2	(1-1)
9TH SPOT:		
1 MILLER, Caden	8	(5-3)
21 LEONHARDT, Bria	3	(3-0)
5 LOPEZ, Devyn	1	(1-0)
12 ALAMILLO, David	1	(0-1)

# Individual Career History

## ALAMILLO, David

Year	avg	gp-gs	ab	r	h	2b	3b	hr	rbi	tb	slg%	bb	hbp	so	gdp	ob%	sf	sh	sb-att	po	a	e	fld%
2019	.179	26-7	28	2	5	0	0	0	1	5	.179	3	1	4	0	.281	0	3	0-0	4	9	2	.867
2020	.000	6-1	5	1	0	0	0	0	0	0	.000	0	0	0	0	.000	0	0	0-0	2	5	1	.875
TOTAL	.152	32-8	33	3	5	0	0	0	1	5	.152	3	1	4	0	.243	0	3	0-0	6	14	3	.870

## BERGER, Reece

Year	avg	gp-gs	ab	r	h	2b	3b	hr	rbi	tb	slg%	bb	hbp	so	gdp	ob%	sf	sh	sb-att	po	a	e	fld%
------	-----	-------	----	---	---	----	----	----	-----	----	------	----	-----	----	-----	-----	----	----	--------	----	---	---	------

## BROWN, Tre

Year	avg	gp-gs	ab	r	h	2b	3b	hr	rbi	tb	slg%	bb	hbp	so	gdp	ob%	sf	sh	sb-att	po	a	e	fld%
2018	.000	0-0	0	0	0	0	0	0	0	0	.000	0	0	0	0	.000	0	0	0-0	0	0	1	.000
2020	.000	4-0	0	0	0	0	0	0	0	0	.000	0	0	0	0	.000	0	0	0-0	0	0	1	.000
TOTAL	.000	4-0	0	0	0	0	0	0	0	0	.000	0	0	0	0	.000	0	0	0-0	0	0	2	.000

Year	era	w-l	app	gs	cq	sho	sv	ip	h	r	er	bb	so	2b	3b	hr	bf	bavg	wp	hbp	bk	sfa	sha
2017	0.00	0-0	2	0	0	0/0	0	1.0	0	0	0	2	1	0	0	0	5	.000	1	0	0	0	0
2018	9.00	0-0	2	0	0	0/0	0	1.0	3	2	1	0	0	0	0	0	8	.500	0	2	0	0	0
2020	1.42	1-0	4	0	0	0/0	1	6.1	4	2	1	3	7	1	0	0	27	.174	1	0	0	0	1
TOTAL	2.16	1-0	8	0	0	0/0	1	8.1	7	4	2	5	8	1	0	0	40	.219	2	2	0	0	1

## CARTER, Xavier

Year	avg	gp-gs	ab	r	h	2b	3b	hr	rbi	tb	slg%	bb	hbp	so	gdp	ob%	sf	sh	sb-att	po	a	e	fld%
2020	1.000	1-0	1	0	1	0	0	0	0	1	1.000	0	0	0	0	1.000	0	0	0-0	0	0	0	.000
TOTAL	1.000	1-0	1	0	1	0	0	0	0	1	1.000	0	0	0	0	1.000	0	0	0-0	0	0	0	.000

## CRUCE, Jacob

Year	avg	gp-gs	ab	r	h	2b	3b	hr	rbi	tb	slg%	bb	hbp	so	gdp	ob%	sf	sh	sb-att	po	a	e	fld%
2019	.200	15-3	20	1	4	0	0	0	3	4	.200	0	0	6	0	.200	0	0	0-0	16	1	0	1.000
2020	.313	6-4	16	0	5	0	0	0	4	5	.313	0	0	4	1	.313	0	0	0-0	14	1	3	.833
TOTAL	.250	21-7	36	1	9	0	0	0	7	9	.250	0	0	10	1	.250	0	0	0-0	30	2	3	.914

## EDEN, Aaron

Year	avg	gp-gs	ab	r	h	2b	3b	hr	rbi	tb	slg%	bb	hbp	so	gdp	ob%	sf	sh	sb-att	po	a	e	fld%
2019	.000	18-12	0	0	0	0	0	0	0	0	.000	0	0	0	0	.000	0	0	0-0	3	14	3	.850
2020	.000	2-2	0	0	0	0	0	0	0	0	.000	0	0	0	0	.000	0	0	0-0	0	0	0	.000
TOTAL	.000	20-14	0	0	0	0	0	0	0	0	.000	0	0	0	0	.000	0	0	0-0	3	14	3	.850

Year	era	w-l	app	gs	cq	sho	sv	ip	h	r	er	bb	so	2b	3b	hr	bf	bavg	wp	hbp	bk	sfa	sha
2019	4.01	4-2	18	12	0	0/0	0	74.0	90	38	33	19	41	13	2	2	327	.307	3	6	0	4	5
2020	4.50	0-1	2	2	0	0/0	0	8.0	11	11	4	4	6	1	1	0	42	.306	0	2	0	0	0
TOTAL	4.06	4-3	20	14	0	0/0	0	82.0	101	49	37	23	47	14	3	2	369	.307	3	8	0	4	5



## Individual Career History

### FEIN, Jaden

Year	avg	gp-gs	ab	r	h	2b	3b	hr	rbi	tb	slg%	bb	hbp	so	gdp	ob%	sf	sh	sb-att	po	a	e	fld%
2019	.293	47-40	150	23	44	11	2	4	20	71	.473	11	3	38	4	.354	0	3	2-2	199	12	4	.981
2020	.273	8-7	22	1	6	0	0	0	2	6	.273	1	0	5	1	.304	0	0	0-0	45	4	1	.980
TOTAL	.291	55-47	172	24	50	11	2	4	22	77	.448	12	3	43	5	.348	0	3	2-2	244	16	5	.981

### FELIX, Javier

Year	avg	gp-gs	ab	r	h	2b	3b	hr	rbi	tb	slg%	bb	hbp	so	gdp	ob%	sf	sh	sb-att	po	a	e	fld%
------	-----	-------	----	---	---	----	----	----	-----	----	------	----	-----	----	-----	-----	----	----	--------	----	---	---	------

### FLORES, Jacob

Year	avg	gp-gs	ab	r	h	2b	3b	hr	rbi	tb	slg%	bb	hbp	so	gdp	ob%	sf	sh	sb-att	po	a	e	fld%
2020	.000	4-1	0	0	0	0	0	0	0	0	.000	0	0	0	0	.000	0	0	0-0	0	4	0	1.000
TOTAL	.000	4-1	0	0	0	0	0	0	0	0	.000	0	0	0	0	.000	0	0	0-0	0	4	0	1.000

Year	era	w-l	app	gs	cq	sho	sv	ip	h	r	er	bb	so	2b	3b	hr	bf	bavg	wp	hbp	bk	sfa	sha
2020	0.79	1-0	4	1	0	0/0	0	11.1	9	2	1	6	18	1	0	0	51	.205	2	1	1	0	0
TOTAL	0.79	1-0	4	1	0	0/0	0	11.1	9	2	1	6	18	1	0	0	51	.205	2	1	1	0	0

### FONDTAIN, TJ

Year	avg	gp-gs	ab	r	h	2b	3b	hr	rbi	tb	slg%	bb	hbp	so	gdp	ob%	sf	sh	sb-att	po	a	e	fld%
2020	.250	4-0	4	0	1	0	0	0	1	1	.250	1	1	0	0	.500	0	0	0-0	7	0	0	1.000
TOTAL	.250	4-0	4	0	1	0	0	0	1	1	.250	1	1	0	0	.500	0	0	0-0	7	0	0	1.000

### GUZMAN, Jonny

Year	avg	gp-gs	ab	r	h	2b	3b	hr	rbi	tb	slg%	bb	hbp	so	gdp	ob%	sf	sh	sb-att	po	a	e	fld%
2020	.000	2-0	0	0	0	0	0	0	0	0	.000	0	0	0	0	.000	0	0	0-0	0	0	0	.000
TOTAL	.000	2-0	0	0	0	0	0	0	0	0	.000	0	0	0	0	.000	0	0	0-0	0	0	0	.000

Year	era	w-l	app	gs	cq	sho	sv	ip	h	r	er	bb	so	2b	3b	hr	bf	bavg	wp	hbp	bk	sfa	sha
2020	40.50	0-0	2	0	0	0/0	0	1.1	6	6	6	3	2	2	0	2	12	.667	0	0	0	0	0
TOTAL	40.50	0-0	2	0	0	0/0	0	1.1	6	6	6	3	2	2	0	2	12	.667	0	0	0	0	0

### HENDRIE, Wyatt

Year	avg	gp-gs	ab	r	h	2b	3b	hr	rbi	tb	slg%	bb	hbp	so	gdp	ob%	sf	sh	sb-att	po	a	e	fld%
2020	.269	9-7	26	1	7	0	0	0	5	7	.269	4	1	5	2	.387	0	0	0-0	67	13	3	.964
TOTAL	.269	9-7	26	1	7	0	0	0	5	7	.269	4	1	5	2	.387	0	0	0-0	67	13	3	.964

### JARVIS, Mike

Year	avg	gp-gs	ab	r	h	2b	3b	hr	rbi	tb	slg%	bb	hbp	so	gdp	ob%	sf	sh	sb-att	po	a	e	fld%
2019	.289	53-45	159	34	46	8	2	5	30	73	.459	18	11	31	4	.397	1	2	8-9	96	56	6	.962
2020	.257	9-9	35	8	9	3	0	2	2	18	.514	4	2	5	0	.366	0	0	3-5	23	1	0	1.000
TOTAL	.284	62-54	194	42	55	11	2	7	32	91	.469	22	13	36	4	.391	1	2	11-14	119	57	6	.967

## Individual Career History

### JOHNSON, Deron

Year	avg	gp-gs	ab	r	h	2b	3b	hr	rbi	tb	slg%	bb	hbp	so	gdp	ob%	sf	sh	sb-att	po	a	e	fld%
2019	.225	21-8	40	7	9	4	0	0	2	13	.325	6	0	11	1	.326	0	0	0-0	50	7	1	.983
2020	.250	3-1	4	0	1	0	0	0	0	1	.250	0	0	2	0	.250	0	0	0-0	3	0	0	1.000
TOTAL	.227	24-9	44	7	10	4	0	0	2	14	.318	6	0	13	1	.320	0	0	0-0	53	7	1	.984

### JONES, Avery

Year	avg	gp-gs	ab	r	h	2b	3b	hr	rbi	tb	slg%	bb	hbp	so	gdp	ob%	sf	sh	sb-att	po	a	e	fld%
2020	.000	2-1	0	0	0	0	0	0	0	0	.000	0	0	0	0	.000	0	0	0-0	0	1	0	1.000
TOTAL	.000	2-1	0	0	0	0	0	0	0	0	.000	0	0	0	0	.000	0	0	0-0	0	1	0	1.000

Year	era	w-l	app	gs	cg	sho	sv	ip	h	r	er	bb	so	2b	3b	hr	bf	bavg	wp	hbp	bk	sfa	sha
2020	0.00	1-0	2	1	0	0/0	0	4.1	3	0	0	2	2	1	0	0	19	.200	1	2	0	0	0
TOTAL	0.00	1-0	2	1	0	0/0	0	4.1	3	0	0	2	2	1	0	0	19	.200	1	2	0	0	0

### KAAGAN, Noah

Year	avg	gp-gs	ab	r	h	2b	3b	hr	rbi	tb	slg%	bb	hbp	so	gdp	ob%	sf	sh	sb-att	po	a	e	fld%
2020	.000	2-0	1	0	0	0	0	0	0	0	.000	0	0	0	0	.000	0	0	0-0	1	0	0	1.000
TOTAL	.000	2-0	1	0	0	0	0	0	0	0	.000	0	0	0	0	.000	0	0	0-0	1	0	0	1.000

### LEONHARDT, Brian

Year	avg	gp-gs	ab	r	h	2b	3b	hr	rbi	tb	slg%	bb	hbp	so	gdp	ob%	sf	sh	sb-att	po	a	e	fld%
2019	.272	48-45	162	20	44	14	1	1	34	63	.389	14	1	29	3	.326	4	2	2-3	258	22	10	.966
2020	.185	9-9	27	6	5	0	0	1	5	8	.296	5	0	6	1	.313	0	1	0-0	8	2	0	1.000
TOTAL	.259	57-54	189	26	49	14	1	2	39	71	.376	19	1	35	4	.324	4	3	2-3	266	24	10	.967

Year	era	w-l	app	gs	cg	sho	sv	ip	h	r	er	bb	so	2b	3b	hr	bf	bavg	wp	hbp	bk	sfa	sha
2019	6.62	1-0	9	2	0	0/0	0	17.2	24	13	13	12	17	3	1	1	86	.343	3	3	0	1	0
2020	3.86	0-0	3	1	0	0/0	0	4.2	4	3	2	3	4	0	0	0	20	.267	1	0	0	1	1
TOTAL	6.04	1-0	12	3	0	0/0	0	22.1	28	16	15	15	21	3	1	1	106	.329	4	3	0	2	1

### LOPEZ, Devyn

Year	avg	gp-gs	ab	r	h	2b	3b	hr	rbi	tb	slg%	bb	hbp	so	gdp	ob%	sf	sh	sb-att	po	a	e	fld%
2019	.212	19-9	33	5	7	1	0	0	2	8	.242	5	0	6	1	.316	0	1	1-1	22	26	2	.960
2020	.000	3-1	4	0	0	0	0	0	0	0	.000	1	0	1	1	.200	0	0	0-0	0	4	0	1.000
TOTAL	.189	22-10	37	5	7	1	0	0	2	8	.216	6	0	7	2	.302	0	1	1-1	22	30	2	.963

### LOPEZ, Trent

Year	avg	gp-gs	ab	r	h	2b	3b	hr	rbi	tb	slg%	bb	hbp	so	gdp	ob%	sf	sh	sb-att	po	a	e	fld%
------	-----	-------	----	---	---	----	----	----	-----	----	------	----	-----	----	-----	-----	----	----	--------	----	---	---	------

## Individual Career History

### MELTON, Troy

Year	avg	gp-gs	ab	r	h	2b	3b	hr	rbi	tb	slg%	bb	hbp	so	gdp	ob%	sf	sh	sb-att	po	a	e	fld%
2019	.000	4-0	0	0	0	0	0	0	0	0	.000	0	0	0	0	.000	0	0	0-0	0	0	0	.000
2020	.000	2-2	0	0	0	0	0	0	0	0	.000	0	0	0	0	.000	0	0	0-0	0	2	0	1.000
TOTAL	.000	6-2	0	0	0	0	0	0	0	0	.000	0	0	0	0	.000	0	0	0-0	0	2	0	1.000

Year	era	w-l	app	gs	cg	sho	sv	ip	h	r	er	bb	so	2b	3b	hr	bf	bavg	wp	hbp	bk	sfa	sha
2019	6.75	0-0	4	0	0	0/0	0	2.2	6	3	2	0	5	0	0	1	16	.429	0	2	0	0	0
2020	1.64	2-0	2	2	0	0/0	0	11.0	6	2	2	5	12	1	0	0	44	.167	1	2	0	0	1
TOTAL	2.63	2-0	6	2	0	0/0	0	13.2	12	5	4	5	17	1	0	1	60	.240	1	4	0	0	1

### MILLER, Caden

Year	avg	gp-gs	ab	r	h	2b	3b	hr	rbi	tb	slg%	bb	hbp	so	gdp	ob%	sf	sh	sb-att	po	a	e	fld%
2020	.059	8-7	17	1	1	0	0	0	1	1	.059	3	1	6	0	.238	0	2	0-0	14	21	3	.921
TOTAL	.059	8-7	17	1	1	0	0	0	1	1	.059	3	1	6	0	.238	0	2	0-0	14	21	3	.921

### O'SULLIVAN, Casey

Year	avg	gp-gs	ab	r	h	2b	3b	hr	rbi	tb	slg%	bb	hbp	so	gdp	ob%	sf	sh	sb-att	po	a	e	fld%
2020	.000	3-0	0	0	0	0	0	0	0	0	.000	0	0	0	0	.000	0	0	0-0	0	2	0	1.000
TOTAL	.000	3-0	0	0	0	0	0	0	0	0	.000	0	0	0	0	.000	0	0	0-0	0	2	0	1.000

Year	era	w-l	app	gs	cg	sho	sv	ip	h	r	er	bb	so	2b	3b	hr	bf	bavg	wp	hbp	bk	sfa	sha
2020	13.50	0-1	3	0	0	0/0	0	3.1	7	7	5	2	2	3	0	0	20	.467	2	0	0	2	1
TOTAL	13.50	0-1	3	0	0	0/0	0	3.1	7	7	5	2	2	3	0	0	20	.467	2	0	0	2	1

### ORR, Ryan

Year	avg	gp-gs	ab	r	h	2b	3b	hr	rbi	tb	slg%	bb	hbp	so	gdp	ob%	sf	sh	sb-att	po	a	e	fld%
2017	.227	25-11	44	6	10	2	0	0	4	12	.273	2	2	8	3	.292	0	3	1-2	78	13	1	.989
2018	.182	14-5	22	2	4	0	0	0	2	4	.182	1	1	7	0	.240	1	1	0-0	61	8	0	1.000
2019	.243	38-30	115	16	28	3	3	0	12	37	.322	16	1	20	1	.336	2	2	0-1	252	29	4	.986
2020	.371	9-9	35	6	13	2	0	0	5	15	.429	0	0	4	0	.371	0	1	1-4	13	0	1	.929
TOTAL	.255	86-55	216	30	55	7	3	0	23	68	.315	19	4	39	4	.322	3	7	2-7	404	50	6	.987

### PAREDES, Michael

Year	avg	gp-gs	ab	r	h	2b	3b	hr	rbi	tb	slg%	bb	hbp	so	gdp	ob%	sf	sh	sb-att	po	a	e	fld%
2020	.000	2-2	0	0	0	0	0	0	0	0	.000	0	0	0	0	.000	0	0	0-0	1	0	1	.500
TOTAL	.000	2-2	0	0	0	0	0	0	0	0	.000	0	0	0	0	.000	0	0	0-0	1	0	1	.500

Year	era	w-l	app	gs	cg	sho	sv	ip	h	r	er	bb	so	2b	3b	hr	bf	bavg	wp	hbp	bk	sfa	sha
2020	3.86	0-0	2	2	0	0/0	0	9.1	10	5	4	2	9	1	1	0	41	.263	0	0	0	1	0
TOTAL	3.86	0-0	2	2	0	0/0	0	9.1	10	5	4	2	9	1	1	0	41	.263	0	0	0	1	0

## Individual Career History

### RITCHESON, Daniel

Year	avg	gp-gs	ab	r	h	2b	3b	hr	rbi	tb	slg%	bb	hbp	so	gdp	ob%	sf	sh	sb-att	po	a	e	fld%
2018	.000	0-0	0	0	0	0	0	0	0	0	.000	0	0	0	0	.000	0	0	0-0	2	5	1	.875
2019	.000	14-1	0	0	0	0	0	0	0	0	.000	0	0	0	0	.000	0	0	0-0	2	2	1	.800
TOTAL	.000	14-1	0	0	0	0	0	0	0	0	.000	0	0	0	0	.000	0	0	0-0	4	7	2	.846

Year	era	w-l	app	gs	cq	sho	sv	ip	h	r	er	bb	so	2b	3b	hr	bf	bavg	wp	hbp	bk	sfa	sha
2018	6.04	2-1	11	2	0	0/0	0	25.1	24	18	17	18	23	9	0	1	119	.250	7	5	0	0	0
2019	5.76	2-1	14	1	0	0/0	0	29.2	25	22	19	32	38	2	0	0	145	.227	13	1	1	1	1
TOTAL	5.89	4-2	25	3	0	0/0	0	55.0	49	40	36	50	61	11	0	1	264	.238	20	6	1	1	1

### RUDICK, Matt

Year	avg	gp-gs	ab	r	h	2b	3b	hr	rbi	tb	slg%	bb	hbp	so	gdp	ob%	sf	sh	sb-att	po	a	e	fld%
2018	.319	59-57	226	43	72	4	3	0	19	82	.363	34	6	34	2	.419	1	7	5-10	88	2	2	.978
2019	.320	57-57	241	48	77	12	3	0	28	95	.394	30	5	20	2	.403	2	2	6-12	103	4	1	.991
2020	.351	9-9	37	9	13	2	1	1	5	20	.541	3	0	2	0	.400	0	0	2-2	23	1	0	1.000
TOTAL	.321	125-123	504	100	162	18	7	1	52	197	.391	67	11	56	4	.410	3	9	13-24	214	7	3	.987

### SCHMITT, Casey

Year	avg	gp-gs	ab	r	h	2b	3b	hr	rbi	tb	slg%	bb	hbp	so	gdp	ob%	sf	sh	sb-att	po	a	e	fld%
2018	.264	58-50	182	23	48	12	0	1	32	63	.346	11	1	29	5	.302	5	3	0-0	34	84	12	.908
2019	.315	56-55	200	42	63	8	2	5	36	90	.450	25	10	30	3	.415	1	0	4-5	45	90	9	.938
2020	.273	9-9	33	1	9	1	0	0	1	10	.303	6	0	4	0	.385	0	0	0-0	8	11	3	.864
TOTAL	.289	123-114	415	66	120	21	2	6	69	163	.393	42	11	63	8	.365	6	3	4-5	87	185	24	.919

Year	era	w-l	app	gs	cq	sho	sv	ip	h	r	er	bb	so	2b	3b	hr	bf	bavg	wp	hbp	bk	sfa	sha
2018	0.28	1-1	21	0	0	0/1	9	32.0	17	3	1	8	24	1	0	0	122	.157	3	2	0	1	3
2019	3.77	3-3	21	4	0	0/0	8	43.0	40	23	18	16	44	8	0	2	186	.252	5	4	0	3	4
2020	1.35	0-0	5	0	0	0/0	4	6.2	6	2	1	0	6	1	0	0	27	.231	0	1	0	0	0
TOTAL	2.20	4-4	47	4	0	0/1	21	81.2	63	28	20	24	74	10	0	2	335	.215	8	7	0	4	7

### SOMMERS, Drew

Year	avg	gp-gs	ab	r	h	2b	3b	hr	rbi	tb	slg%	bb	hbp	so	gdp	ob%	sf	sh	sb-att	po	a	e	fld%
2020	.000	1-0	0	0	0	0	0	0	0	0	.000	0	0	0	0	.000	0	0	0-0	0	1	0	1.000
TOTAL	.000	1-0	0	0	0	0	0	0	0	0	.000	0	0	0	0	.000	0	0	0-0	0	1	0	1.000

Year	era	w-l	app	gs	cq	sho	sv	ip	h	r	er	bb	so	2b	3b	hr	bf	bavg	wp	hbp	bk	sfa	sha
2020	4.50	0-0	1	0	0	0/0	0	2.0	5	4	1	3	3	0	0	1	14	.455	1	0	0	0	0
TOTAL	4.50	0-0	1	0	0	0/0	0	2.0	5	4	1	3	3	0	0	1	14	.455	1	0	0	0	0

### TANNER, Dylan

Year	avg	gp-gs	ab	r	h	2b	3b	hr	rbi	tb	slg%	bb	hbp	so	gdp	ob%	sf	sh	sb-att	po	a	e	fld%
------	-----	-------	----	---	---	----	----	----	-----	----	------	----	-----	----	-----	-----	----	----	--------	----	---	---	------

## Individual Career History

### TIBBETT, Ricky

Year	avg	gp-gs	ab	r	h	2b	3b	hr	rbi	tb	slg%	bb	hbp	so	gdp	ob%	sf	sh	sb-att	po	a	e	fld%
2020	.000	2-0	0	0	0	0	0	0	0	0	.000	0	0	0	0	.000	0	0	0-0	0	0	0	.000
TOTAL	.000	2-0	0	0	0	0	0	0	0	0	.000	0	0	0	0	.000	0	0	0-0	0	0	0	.000

Year	era	w-l	app	gs	cq	sho	sv	ip	h	r	er	bb	so	2b	3b	hr	bf	bavg	wp	hbp	bk	sfa	sha
2020	0.00	0-0	2	0	0	0/0	0	2.1	2	1	0	1	0	0	0	0	9	.250	0	0	0	0	0
TOTAL	0.00	0-0	2	0	0	0/0	0	2.1	2	1	0	1	0	0	0	0	9	.250	0	0	0	0	0

### WALTERS, Anthony

Year	avg	gp-gs	ab	r	h	2b	3b	hr	rbi	tb	slg%	bb	hbp	so	gdp	ob%	sf	sh	sb-att	po	a	e	fld%
2020	.273	9-9	33	4	9	1	0	1	6	13	.394	3	1	8	0	.351	0	1	1-1	11	20	3	.912
TOTAL	.273	9-9	33	4	9	1	0	1	6	13	.394	3	1	8	0	.351	0	1	1-1	11	20	3	.912

### WINSTON, Christian

Year	avg	gp-gs	ab	r	h	2b	3b	hr	rbi	tb	slg%	bb	hbp	so	gdp	ob%	sf	sh	sb-att	po	a	e	fld%
2018	.000	0-0	0	0	0	0	0	0	0	0	.000	0	0	0	0	.000	0	0	0-0	0	2	0	1.000
2019	.000	19-0	0	0	0	0	0	0	0	0	.000	0	0	0	0	.000	0	0	0-0	0	2	1	.667
2020	.000	5-0	0	0	0	0	0	0	0	0	.000	0	0	0	0	.000	0	0	0-0	0	0	0	.000
TOTAL	.000	24-0	0	0	0	0	0	0	0	0	.000	0	0	0	0	.000	0	0	0-0	0	4	1	.800

Year	era	w-l	app	gs	cq	sho	sv	ip	h	r	er	bb	so	2b	3b	hr	bf	bavg	wp	hbp	bk	sfa	sha
2018	1.76	1-0	14	0	0	0/0	1	15.1	15	4	3	8	7	0	1	0	67	.263	1	1	1	1	0
2019	4.98	2-0	19	0	0	0/0	0	21.2	27	15	12	17	23	3	0	2	108	.314	3	4	0	0	1
2020	0.00	1-1	5	0	0	0/0	0	9.1	6	4	0	5	11	0	0	0	43	.167	2	1	0	0	1
TOTAL	2.91	4-1	38	0	0	0/0	1	46.1	48	23	15	30	41	3	1	2	218	.268	6	6	1	1	2

