

SAN DIEGO STATE BASKETBALL

14 NCAA Tournament Appearances (7 times in last 11 years) • Record 12-Time Mountain West Conference Champion

Contacts: Mike May, Senior Associate AD of Communications and Media Relations (e-mail: mmay@sdsu.edu) • Richard Stern, Assistant Media Relations Director (e-mail: rstern@sdsu.edu)

LIVE COVERAGE

TV/Stream: CBS Sports Network

John Sadak (play-by-play)
Chris Walker (commentary)
Mike Pittman (producer)



Aztec Radio Network: 101.5 KGB / XTRA 1360

(pregame starts at 5:30 p.m. PT on XTRA)
Ted Leitner (play-by-play)
Jon Schaeffer (pre-half-post)



Live Stats: GoAztecs.com



SCHEDULE / RESULTS

Record: 5-1 | Home: 4-1, Away: 1-0, Neutral: 0-0

MW Record: 0-0 | Home: 0-0, Away: 0-0

Date	SDSU	Opp.	Opponent (TV/Stream)	Time/Results
N.25	rv/rv	22/21	UCLA (CBSSN)	W, 73-58
N.27	rv/rv		UC IRVINE (YurView CA)	W, 77-58
D.2	rv/rv		ST. KATHERINE (MWN)	W, 83-41
D.6	rv/rv		PEPPERDINE (YurView CA/MWN)	W, 65-60
D.10	24/rv	23/23	at Arizona State (FS1/FOX Sports GO)	W, 80-68
D.18	18/20		BRIGHAM YOUNG (CBSSN)	L, 62-72
D.22			#vs. Saint Mary's (CBSSN)	6 p.m. PT
J.2			*at UNLV (CBS)	TBA
J.4			*at UNLV (FS1)	5 p.m. PT
J.7			*NEVADA (CBSSN)	7 p.m. PT
J.9			*NEVADA (CBSSN)	5 p.m. PT
J.14			*at Utah State (CBSSN)	7 p.m. MT
J.16			*at Utah State (CBS)	TBA
J.22			*at Air Force (FS1)	TBA
J.24			*at Air Force (FS1)	TBA
J.28			*WYOMING (FS1)	TBA
J.30			*WYOMING (CBSSN)	7 p.m. PT
F.3			*at New Mexico (FS1)	TBA
F.5			*at New Mexico (CBSSN)	7 p.m. MT
F.8			*SAN JOSE STATE (FS1)	TBA
F.10			*SAN JOSE STATE (CBSSN)	TBA
F.18			*at Fresno State (CBSSN)	TBA
F.20			*at Fresno State (CBSSN)	TBA
F.25			*BOISE STATE (FS1)	TBA
F.27			*BOISE STATE (CBSSN)	TBA
M.10			+MWT First Round (TBA)	TBA
M.11			+MWT Quarterfinal (TBA)	TBA
M.12			+MWT Semifinal (TBA)	TBA
M.13			+MWT Championship (TBA)	TBA

D.3			*COLORADO STATE	Postponed
D.4			SAN DIEGO CHRISTIAN	Postponed
D.5			*COLORADO STATE	Postponed

- Mott Athletics Center; San Luis Obispo, Calif.

* - Mountain West Game

+ - Mountain West Championship Tournament (Thomas & Mack Center; Las Vegas Nevada)

Date and times are subject to change.

GAME 7

SAN DIEGO STATE AZTECS (5-1; 0-0 MW) vs. SAINT MARY'S GAELS (8-1; 0-0 WCC)

Tue., Dec. 22 • 6:05 p.m. PT (announced) / 6:10 p.m. PT • Mott Athletics Center • San Luis Obispo, Calif.



SAN DIEGO STATE
Head Coach: Brian Dutcher
Career Record: 78-27 (4th Season)
Record at San Diego State: Same
Record vs. SMC: 0-0



SAINT MARY'S
Head Coach: Randy Bennett
Career Record: 450-183 (20th season)
Record at Saint Mary's: Same
Record vs. SDSU: 5-3

OFF THE TOP (through games of Sun., Dec. 20)

- San Diego State's wickedly challenging non-conference schedule would appear to come to an end on Tuesday night in a matchup of two of the best programs on the West Coast as the Aztecs face Saint Mary's in San Luis Obispo, Calif.
- This marks the first meeting between the teams in more than a decade. The last encounter came on Dec. 1, 2010, a 69-55 Aztec victory at Viejas Arena. Chase Tapley had 14 points and Malcolm Thomas added 12 points for the Aztecs. Kawhi Leonard, a freshman on that team, had six points and a game-high eight rebounds.
- Since the start of the 2010-11 campaign, Saint Mary's (268-82, 76.6 percent) has the eighth highest and San Diego State (266-87, 75.4 percent) has the 11th highest winning percentages nationally. Gonzaga, which ranks first on the list, is the only other team ahead of the Gaels and Aztecs on the chart that resides in either the Mountain or Pacific time zones.
- Win streaks on the line Tuesday night: 13-game road win streak (longest active streak in the nation), 10-game win streak against teams from the state of California, 5-game win streak in Tuesday games, a 3-game road streak against teams from the West Coast Conference.
- San Diego State has gone 5-1 this season against top-notch competition. The Aztecs are one of only seven teams nationally with multiple victories over AP Top 25 teams and the combined record of its five Division I opponents is 22-11 (minus their 1-5 collective record against SDSU).
- San Diego State owns a 35-3 record since the start of the 2019-20 campaign. That is second in the country (Gonzaga is 35-2).
- San Diego State is coming off of a rare loss. Even more rare is the Aztecs dropping consecutive games. San Diego State has gone 42 consecutive games without losing back-to-back games. That is the fourth longest active streak nationally.
- San Diego State saw its national-best 17-game non-conference win streak come to end Friday afternoon in a 72-62 loss to Brigham Young. The Aztecs trailed by as many as 17 points in the second half and ESPN models gave the Aztecs less than a 1.8 percent chance of winning. Nonetheless, San Diego State used a 14-0 run to tie the game with under two minute to play.
- The Aztecs suffered through their worst shooting game of the season, connecting on only 36.8 percent from the field.
- Despite the loss, Matt Mitchell produced one of the great games in recent SDSU memory. The senior forward scored 35 points (including 26 after intermission), on 12-of-17 field goal attempts and 5-of-9 from three point range. He scored 56.5 percent of SDSU's 62 points on Friday. That is the only time in the last 25 years that a San Diego State player has scored 35 or more points, connected on at least 66.7 percent of his field goal attempts and made five three-point field goals in a game. The only other time an Aztec player scored at least 35 points and made 2/3 of his FGA in that span was Brandon Heath vs. UNLV on Jan. 15, 2005 (37 points, 12-of-18 FGs).
- After a two-week run in the Associated Press Top 25 Poll, the Aztecs fell just out of the poll this week and currently reside at No. 26.
- SDSU's turnover margin of +5.7 is tied for 10th nationally among teams that have played at least five times and 26th nationally overall.
- San Diego State is again one of the elite defensive teams in the nation. The Aztecs are holding the opposition to 59.5 points per game



SERIES INFORMATION

Overall:	Saint Mary's leads, 6-5
Current Streak:	San Diego State, W1
In San Diego:	San Diego State leads, 3-2
In Moraga:	Tied, 2-2
Neutral Sites:	Saint Mary's leads, 2-0
Last Meeting:	SDSU, 69-55, 11-1-10

AVOIDING DOUBLE L

Below is a look at the longest active streak without suffering consecutive losses.

Rk.	Team	Games
1.	Houston	109
2.	Gonzaga	64
3.	Brigham Young	44
4.	San Diego State	42
5.	Kansas	39

ROAD WARRIORS

Below is a look at the best record in road games since the start of the 2010-11 campaign.

Rk.	Team	W	L	Pct.
1.	Gonzaga	87	19	.821
2.	Wichita State	89	28	.761
3.	Saint Mary's	74	33	.692
4.	Kansas	73	34	.682
5.	Villanova	81	42	.659
6.	Virginia	71	40	.640
7.	Belmont	102	59	.634
8.	San Diego State	74	43	.632
9.	Vermont	101	62	.620
10.	Duke	61	38	.616

MITCHELL COMPANY

Matt Mitchell is well on his way to joining an elite group. He is poised to become just the third player in school history with 1,000 points, 500 rebounds, 200 assists and 100 steals.

Category	Winston Shepard	Trey Kell	Matt Mitchell
Points	1,401	1,403	1,183
Rebounds	708	518	448
Assists	315	320	184
Steals	103	126	103

San Diego State Aztecs

2020-21 Record: 5-1 (H: 4-1; A: 1-0; N: 0-0) 0-0 MW
12-Time MW Champions, 12 Postseason Berths in Last 15 Years

- SDSU has won at least 19 games in 15 straight seasons.
- SDSU has advanced to postseason play in 12 of the last 14 seasons in which a champions was crowned (2006 NCAA, 2007-09 NIT, 2010-15 NCAA, 2016 NIT, 2018 NCAA).
- SDSU has won 34 of last 35 games when leading at the half.
- SDSU has won 38 straight when having a higher FG pct.
- SDSU is 11th nationally in winning percentage (.754) since the beginning of the 2010-11 season.
- Since its founding in 1999, no men's basketball program has won more Mountain West championships (regular-season and tournament) than San Diego State's 12.
- Since 2006, SDSU's 11 appearances in its conference championship game are the second most in Division I.
- SDSU's 17 MW wins in 2019-20 are the most in MW history.

		PPG	RPG	APG	FG	3FG	FT	
0	Keshad Johnson <i>(KEY-shawd)</i> Forward, 6-7, 210, So.-1L Oakland, Calif. (San Leandro HS)	2020-21 5.2 2019-20 1.9	2.8 1.7	0.8 0.2	9/18 3/7	3/7 5/10	6/16	26 of his 60 career points have come in the last five games... Played in 23 career games (22-1)... Made 9-of-18 FGA this season (50.0 pct.)... Last made field goal was against St. Katherine (12-2-20)... Committed only one foul in 62 minutes this season... Athletic, talented sophomore... Only scholarship member of the 2019 class... A four-star prospect by ESPN; averaged 14.4 pts., 8.0 rebs., 3.0 asts, 2.3 blks and 1.9 stls as a senior in HS.
2	Adam Seiko <i>(SAY-coe)</i> Guard, 6-3, 210 Jr.-2L Boston, Mass. (Sierra Canyon HS (Calif.))	2020-21 2.8 2019-20 2.9	2.8 1.0	1.2 0.6	4/15 .431	3/11 .370	6/8 7/9	Scored in three straight games (14 pts.)... Made a career-high six free throws in comeback win vs. Pepperdine (12-6-20)... Had multiple assists and steals vs. the Waves (2nd time in career)... 10 gms. w/multiple treys (9-1, 9 str. W)... Only 32 turnovers in 850 career minutes (1 TO every 26.6 minutes)... 75.5 pct. of career FGs are threes (37-of-49)... Has a career 1.34:1 assists-to-turnover ratio... Excellent lock-down defender off the bench.
3	Terrell Gomez <i>(TUH-rel)</i> Guard, 5-8, 165, Sr.-TR Los Angeles, Calif. (Middlebrooks Academy/CSUN)	2020-21 6.8 2019-20 19.8	1.2 2.5	2.0 2.3	.389 .439	.360 .440	4/4 .948	Grad transfer w/one year of eligibility... 2nd among all active DI players with 302 treys... Made multiple treys in eight of his last 10 games (25-of-55, 45.5 pct.)... Two TO in last 85 minutes (21 pts. and 9 asts. in that span)... Has 302 career three-point FGs and made 43.3 pct. from distance... 1,678 career points (11th most active DI players)... Averaged 19.8 points, 2.5 rebounds, 2.3 assists in 32 games with Cal State Northridge in 2019-20.
4	Trey Pulliam <i>(pull-EE-um)</i> Guard, 6-3, 180, Sr.-1L Bryan, Texas (Consolidated HS /Navarro College)	2020-21 5.8 2019-20 3.3	2.5 1.9	3.5 1.9	.368 .439	3/10 7/21	4/8 14/22	Scored in 11 consecutive games (longest stretch of his career)... Leads the team in assists (21) this season... Played in 20+ minutes in six straight games (did that 10 times all of last season)... Had 5 assists and 4 rebounds against Brigham Young (12-18-20)... 1-of-3-returns to play in all 32 gms last season... In first career start vs. No. 22 UCLA had 8 pts., 6 asts., 4 rebs... Finished 2019-20 w/ a 2.1:1 assist-to-turnover ratio.
5	Lamont Butler Guard, 6-2, 200, Fr.-HS Moreno Valley, Calif. (Riverside Poly HS)	2020-21 2.2 2019-20 -	1.0 -	0.8 -	4/11 -	1/3 -	4/4 -	Scored 13 points in last five games... In 51 mins. this season he has 13 pts., 6 rebs., 5 asts, 3 stls... 4-star recruit by ESPN & 3-star talent by Rivals.com & 247Sports.com... A class of 2020's top-50 point guard nationally by ESPN (#30)... Named Ivy League MVP as a senior & a second-team Cal-Hi Sports All-State performer... A 4x All-Ivy League & all-state performer and 3x all-county and All-CIF selection.
10	Keith Dinwiddie Jr. Guard, 6-0, 185, Fr.-HS Los Angeles, Calif. (Fairfax Senior HS)	2020-21 9.0 2019-20 -	0.5 -	0.0 -	6/13 -	6/11 -	0/0 -	Scored a career-high 12 points on four three-point field goals in win over St. Katherine... 3-star recruit & a class of 2020's top-50 shooting guards nationally (#47) by Rivals.com... As a senior earned Western League Most Valuable Player honors as well as co-Player of the Year for both the All-City Open Division & All-CIF LA City Section... As a junior, led team to LA City Section Open Division championship, the #5 state & #22 national ranking.
11	Matt Mitchell Forward, 6-6, 235, Sr.-3L Riverside, Calif. (Roosevelt HS)	2020-21 16.3 2019-20 12.2	3.8 4.8	1.8 1.7	.452 .468	.345 .393	.780 .873	On pace to become the third Aztec player to post 1,000 points, 500 rebounds, 200 assists and 100 steals (Winston Shepard, Trey Kell)... Started the last 26 gms. (90 career starts)... Set single-season highs for pts. (12.2) and rebs. (4.8) last season... 42-7 in last 2 seasons when he scores 9+ points and 23-2 in his career when he scores 15+ points... 1,183 career pts. (21st in school history)... 13 straight double-digit scoring games at home (16.4).
12	Che Evans <i>(shay)</i> Forward, 6-5, 210, Fr.-HS Philadelphia Pa. (Neumann-Goretti HS)	2020-21 1.0 2019-20 -	0.5 -	0.0 -	1/4 -	0/2 -	0/0 -	Scored first career points against St. Katherine... 4-start recruit by ESPN and Scout.com & 3-star talent by Rivals.com and 247Sports.com... A class of 2020's top-50 small forwards nationally by ESPN (No. 45), Rivals.com (No. 49) & 247Sports.com (No. 38)... Senior year, Neumann-Goretti posted a 24-4 record, 14-2 in conference play & won the Philadelphia Catholic League championship.
14	Cade Alger <i>(AL-ier)</i> Forward, 6-19, 190, RFr.-TR Ripon, Calif. (Ripon Christian HS/Seattle U)	2020-21 0.0 2019-20 -	0.0 -	0.0 -	0/0 -	0/0 -	0/0 -	Non-scholarship forward who spent 2019-20 as a redshirt at Seattle U... As a senior averaged 18.0 pts, 13.2 rebs & 3.0 assists & finished with more than 1,000-career points... Was named a first-team Front Row Preps All-Region and CalHISports.com All-State performer as well as DS Scholar Athlete of the Year following senior campaign.
20	Jordan Schakel <i>(SHACK-ull)</i> Guard, 6-6, 200, Sr.-3L Torrance, Calif. (Bishop Montgomery HS)	2020-21 13.2 2019-20 10.0	3.7 3.4	0.5 0.6	.424 .453	.389 .436	15/16 .927	MW POW (12-14-20)... Has 58 points in three games prior to Brigham Young (highest total of his career)... Has 156 career three-point field goals (14 in his last six games)... Scored more points last season (319) than first two seasons combined (313)... SDSU is 31-3 in his career when he scores 10+ points... Avg 2.9 3-pt FGs/40 mins for career... Made multiple 3s in 46 gms. (38-8) and 3+ treys in 25 games (23-2, 18 straight W).
21	Jared Barnett Guard, 6-1, 145, So.-SQ Los Angeles, Calif. (Westchester HS)	2020-21 0.0 2019-20 0.3	0.5 0.0	0.5 0.2	0/1 1/6	0/0 0/1	0/0 1/2	Non-scholarship guard... Appeared in 10 games last year w/ his lone bucket coming in the season opener vs. Texas Southern... Was named second-team all-conference as a HS senior after averaging 13 points six assists and three rebounds per game... Received academic honor roll recognition all four years at Westchester High.
23	Joshua Tomaić <i>(toe-MY-itch)</i> Forward, 6-9, 230, Sr.-TR Lanzarote, Spain (Canarias Academy/Maryland)	2020-21 5.0 2019-20 1.1	3.2 0.5	1.0 0.8	13/23 8/11	2/9 0/2	2/3 2/4	Season-high 10 points vs. Pepperdine (2nd career game with double digits)... Has more points this season (27) than last season (18)... Grad transfer w/one year of eligibility... Played the last three seasons at Maryland... Career 62.9 percent field goal shooter... Has more rebounds this season (17), than last season (8 in 16 games played)... Has four assists this season (had zero in 71 minutes last year)... Teams are 49-18 when he plays.
31	Nathan Mensah <i>(MEN-suh)</i> Forward, 6-10, 230, Jr.-2L Labadi, Accra, Ghana (Findlay Prep (Nev.))	2020-21 8.8 2019-20 6.9	7.2 6.8	0.7 0.3	.556 .617	0/3 0/0	13/18 .640	Recorded 4th double-double with CH 17 pts. & CH 15 rebs. at No. 23 ASU... Missed 19 games due to injury last season... Avg. 13.7 pts. and 13.6 rebs. per 40 mins last season... SDSU is 10-1 when he scores 10+, 24-5 when he has 6+ rebounds; 8-0 when he has 10+ rebs... Leads team in rebounding (7.2)... Has 47 rebounds in his last five games... In last 23 seasons, only Mensah and Kawhi Leonard produced a 10-10-3 blk-2 stl. game as an SDSU frosh.
33	Aguek Arop <i>(ah-GWUK ah-ROPE)</i> Forward, 6-6, 220, Jr.-2L Omaha, Neb. (Omaha South HS)	2020-21 5.6 2019-20 3.1	4.4 2.3	1.6 0.4	.357 .500	1/7 0/6	7/15 5/8	Has 28 points in his last five games (most in any five game stretch)... For his career, averages 9.8 pts/7.9 rebs per 40 minutes played... 39-of-72 rebs since 2019-20 are on off. glass... Avg. 4.7 offensive rebounds per 40 minutes this season... Multiple offensive rebounds in all five games he has played... Missed 10 games last season due to an injury to his right shoulder... Has a 7-foot wingspan... Good mid-range game & deadly from 15 ft.

RED indicates probable starter, BLACK indicates reserve, GOLD indicates player is injured and is not expected to play. Shooting percentages are calculated once 25 attempts are made in a category.

SCHEDULE/RESULTS

Date	Opponent (Television/Stream)	Note
N.25	UCLA (CBSSN)	W, 73-58 » SDSU defeats UCLA in consecutive games for the first time since 1940; It's the largest margin of victory vs. UCLA since 22 pt win on 12/1/1939
N.27	UC IRVINE (YurView CA)	W, 77-58 » San Diego State is 7-3 in home games against UCI and has won the last four meetings. This will be the first match-up since Dec. 13, 1997 in Irvine
D.2	ST. KATHERINE (MWN)	W, 83-41 » Aztecs improve to 2-0 all-time vs. USK; Average margin of victory in two win 62.5 points
D.3	*COLORADO STATE (TBA)	Postponed » SDSU has won the last four meetings; 18-3 vs. CSU all-time in Viejas Arena
D.5	*COLORADO STATE (TBA)	Postponed » Last year's results: W, 79-57 (12/4/19 at CSU), W, 66-60 (2/25/20 at SDSU)
D.6	PEPPERDINE (YurView CA)	W, 65-60 » Was the first meeting since a 61-58 SDSU win on Dec. 22, 1994; Aztecs have won the last four in a row and 9 of the last 16 in San Diego
D.10	at Arizona State (FS1)	W, 80-68 » San Diego State improves to 3-12 all-time in Tempe & are 2-6 in the last eight at ASU; Last SDSU victory at ASU before this win was on Jan. 7, 1978
D.18	BRIGHAM YOUNG (CBSSN)	L, 62-72 » The Aztecs are 17-19 all-time in San Diego vs. BYU, including 3-4 in the last seven
D.22	#vs. Saint Mary's (CBSSN)	6 p.m. PT » San Diego State is 0-2 against Saint Mary's on neutral courts; Both games came in the Wooden Legacy and were decided by a combined eight points
J.2	*at UNLV (CBS)	TBA » Aztecs 16-2 in last 18 vs. UNLV (any location); SDSU 10-1 in its last 11 games vs. UNLV at Thomas & Mack Center
J.4	*at UNLV (FS1)	5 p.m. PT Last year's results: W, 71-67 (1/26/20 at UNLV), L, 63-66 (2/22/20 at SDSU)
J.7	*NEVADA (CBSSN)	7 p.m. PT » SDSU is 7-0 vs. Nevada at home in the MW era, including a 68-55 victory last season and is 9-1 all-time
J.9	*NEVADA (CBSSN)	5 p.m. PT Last year's results: W, 68-55 (1/18/20 at SDSU), W, 83-76 (2/29/20 at NEV)
J.14	*at Utah State (CBSSN)	7 p.m. MT » Rematch of last two MW tourney title games; SDSU is 4-1 at USU in the MW era & snapped USU's 15-game home winning streak last year
J.16	*at Utah State (CBS)	TBA Last year's results: W, 77-68 (1/4/20 at USU), W, 80-68 (2/1/20 at SDSU), L, 56-59 (3/6/20 at MWT)
J.22	*at Air Force (FS1)	TBA » SDSU is 21-17 lifetime in games played at USAFA; Aztecs are 4-2 in last six visits to the Academy
J.24	*at Air Force (FS1)	TBA Last year's results: W, 89-747 (2/8/20 at AFA), W, 73-60 (3/5/20 at MWT)
J.28	*WYOMING (FS1)	TBA » San Diego State has won 12 straight vs. the Cowboys at home and is 28-11 all-time including 15-5 in Viejas
J.30	*WYOMING (CBSSN)	7 p.m. PT Last year's results: W, 72-52 (1/8/20 at WYO), W, 72-55 (1/21/20 at SDSU)
F.3	*at New Mexico (FS1)	TBA » The 28-point win last season is SDSU's largest in The Pit in 42 all-time games, and became 1st MW team to win at UNLV and at UNM in consecutive
F.5	*at New Mexico (CBSSN)	7 p.m. MT games. Last year's results: W, 85-57 (1/29/209 at UNM), W, 82-59 (2/11/20 at SDSU)
F.8	*SAN JOSE STATE (FS1)	TBA » The Aztecs are 28-8 all-time vs. SJSU at home and 10-1 in their last 11, including seven in a row.
F.10	*SAN JOSE STATE (CBSSN)	TBA Last year's result: W, 59-57 (12/8/19 at SDSU)
F.18	*at Fresno State (CBSSN)	TBA » In games dating back to 1941, SDSU is 22-33 in Fresno, but in the 10 games since the Save Mart Center opened the Aztecs are 6-4
F.20	*at Fresno State (CBSSN)	TBA Last year's results: W, 61-52 (1/1/20 at SDSU), W, 64-55 (1/14/20 at FS)
F.25	*BOISE STATE (FS1)	TBA » San Diego State broke a three-game winless streak at ExtraMile Arena with a 72-55 win last year
F.27	*BOISE STATE (CBSSN)	TBA Last year's results: W, 83-65 (1/11/20 at SDSU), W, 72-55 (2/16/20 at BSU), W, 81-68 (3/6/20 AT MWT)

Mountain West Men's Basketball Championship (Thomas & Mack Center; Las Vegas, Nev.) (TBA)

M.10-13	» SDSU has advanced to the title game in 10 of the last 12 years
	» The Aztecs will be in search of their sixth Mountain West tournament championship
	» San Diego State has won tourney titles in 2002, 2006, 2010, 2011, 2018
	» SDSU is 34-16 all-time at the MW Championship, representing the best overall record in league history
	» San Diego State has won a Mountain West-high 12 conference crowns (regular season, tournament)

- Mott Athletics Center, San Luis Obispo, Calif.; * - Mountain West game. All times are local to the site. Games and times are subject to change.

(20th nationally), 39.0 percent field goal shooting and are forcing 17.2 turnovers per game. Kenpom has SDSU's defensive efficiency as the 26th best in the country.

- San Diego State has held three of its opponents this season to less than 40 percent field goal shooting. The Aztecs are 51-3 under Brian Dutcher with 29 consecutive wins holding the opponents at or below that shooting percentage.

REWIND, THE 2019-20 SEASON

- San Diego State is coming off a magical season that saw the Aztecs win their first 26 games of the season en route to a 30-2 record, a Mountain West Conference regular season title (record 12th league crown) and a climb to No. 4 in the Associated Press poll for five weeks before ending the campaign at No. 6. SDSU was the only team in the nation not to lose a road game in 2019-20, finishing the year 11-0 away from Viejas Arena.
- The *USA Today* National Coach of the Year last year, **Brian Dutcher** begins his fourth season at the helm of the San Diego State men's basketball program. He has an overall record of 77-26 in three-plus seasons and has led SDSU to the conference championship game in each of his three seasons. In 2018, he was the only first-year coach to lead his team to the NCAA tournament and in 96 previous seasons of Aztec basketball, no head coach had won more games and/or won a conference title in his first year until Dutcher accomplished the feat. In addition, Dutcher is the first Aztecs' men's basketball coach to win 20+ games in each of his first three seasons.
- Dutcher welcomes back three returning starters in seniors forward **Matt Mitchell** (12.2 pts., 4.8 rebs., 1.7 ast. in 2019-20) and guard **Jordan Schakel** (10.0 pts., 3.4 rebs, 43.6 percent three-point shooting) and junior forward **Nathan Mensah** (6.9 pts., 6.8 rebs., 1.6 blks.). Mitchell and Schakel played in all 32 games (Mitchell started the final 19 and Schakel started 31) with Mensah appearing 13 times, all starts, before an injury prematurely ended his season.
- The Aztecs are picked to finish in first place in the preseason poll of the Mountain West media. SDSU has finished either first or second in the Mountain West preseason poll in each of the last seven years. It is also the 12th time in the last 16 seasons San Diego State has been picked first or second in the poll. All 12 times, additionally, have occurred in the last 16 years.

SIX TELEVISION TIMES ANNOUNCED

On Saturday, the Mountain West released some of the tip times for conference games, including six for games in which the Aztecs are competing.

- Monday, Jan. 4 at UNLV will tip at 5 p.m. PT on FS1
- Thursday, Jan. 7 vs. Nevada will tip at 7 p.m. PT on CBS Sports Network
- Saturday, Jan. 9 vs. Nevada will tip at 5 p.m. PT on CBS Sports Network
- Thursday, Jan. 14 at Utah State will tip at 7 p.m. MT on CBS Sports Network

MEDIA RELATIONS

MEDIA RELATIONS OFFICE

Fowler Athletics Center
5302 55th Street, Suite 3014
San Diego, CA 92182
Office: 619.594.5547
Fax: 619.582.6541

MIKE MAY

Senior Associate A.D. of Communications and Media Relations

Coaching Staff Interviews
E-Mail: mmay@sdsu.edu
Office: 619.594.5547
Cell: 619.957.8372

RICHARD STERN

Assistant Media Relations Director

Student-Athlete Interviews
E-Mail: rstern@sdsu.edu
Office: 619.594.5548
Cell: 408.318.8111

STAY CONNECTED

- Athletics Website: goaztecs.com
- Twitter: @GoAztecs / @Aztec_MBB
- Facebook: facebook.com/goaztecs
- Instagram: @goaztecs
- YouTube: youtube.com/goaztecscom

SERIES VS. SAINT MARY'S

Series: Saint Mary's leads, 6-5

Home: 3-2, Away: 2-2, Neutral: 0-2

Date	SD	SM	Location	Score
F.3.61			San Diego (AG)	L 58-81
J.6.83			San Diego (PG)	W 80-55
N.28.83			Moraga (so)	ot-W 72-67
J.6.04			Moraga	L 66-80
D.14.04			San Diego (CA)	L 64-73
N.11.06			Moraga (SI)	W 74-73
D.8.07			N-Anaheim (d) (WC)	L 64-69
D.13.08			N-Anaheim (d) (WC)	L 64-67
M.25.09			~San Diego (CA) (N-QF)	W 70-66
N.16.09			Moraga	L 58-80
D.1.10	17		San Diego (VA)	W 69-55

d - day game, so - season opener, AG - Aztec Gym, PG - Peterson Gym, CA - Cox Arena, VA - Viejas Arena, SI - Shamrock Invitational, WC - Wooden Classic, N-QF - NIT Quarterfinal, The number to the left of the location denotes national ranking.



Centennial Season Facts entering 2020-21:

- Overall Record: 1,515-1,127-1 (.573).
- Has won 22 regular-season conference championships (7 MW, 7 CCAA, 4 SCAC, 2 PCAA & 2 SCIC).
- Has won 7 conference tournament titles (5 MW, 1 WAC, 1 PCAA).
- Won the 1941 NAIA national championship.
- Has appeared in 27 postseason tournaments, including 12 in the last 14 seasons in which a national champion was crowned.
- Has a winning record in seven of nine completed decades. (.778)
- In 99 seasons, SDSU has outscored opponents 168,805-to-161,933.
- In 50 DI seasons, SDSU has outscored opponents 108,488-to-105,688.
- In 2010-11 SDSU scored a single-season high 2,660 points.
- SDSU has competed in 6 conferences (the most years - 21 seasons in both the MW & WAC).
- SDSU has 16 head coaches with George Ziegenfuss (1949-69) owning the longest tenure (21 seasons) and Steve Fisher (2000-17) with the most victories (386).
- San Diego State has defeated top-25 ranked teams 34 times. The first was an 88-75 win over No. 13 Kansas State (12/21/73) and the most recent was over No. 14/17 Nevada (65-56 in the MW semifinal on 3/15/19).
- 574 student-athletes have earned letters playing for SDSU.
- SDSU has had 17 All-Americans, including three; Michael Cage (1984), Kawhi Leonard (2011), and Malachi Flynn (2020) who were consensus All-Americans.

MOUNTAIN WEST PLAYER OF THE WEEK

Nov. 30 Matt Mitchell, Sr., F, San Diego State
 Dec. 7 Kenny Foster, So., G, Wyoming
 Dec. 14 Jordan Schakel, Sr., G, San Diego State
 Dec. 21 Desmond Cambridge, Jr., G, Nevada

- Saturday, Jan. 30 vs. Wyoming will tip at 7 p.m. PT on CBS Sports Network
- Friday, Feb. 5 at New Mexico will tip at 7 p.m. MT on CBS Sports Network

TOP-25 FACTS

- From the start of the 2010-11 season to the week of Dec. 20, 2020, San Diego State's 83 appearances in the AP poll are the most of any school in California and which also ranks as the 21st most nationally. The California program with the second most appearances in that time frame is UCLA with 45 and Saint Mary's 39 are the third most. Other than those three, no other men's basketball team in California has appeared in the AP poll more than 12 times.
- The Aztecs have receiving votes in each poll from the outset of the 2020-21 season and first appeared in the AP poll, at No. 24, on Dec. 7, moved up to No. 18 last week and made its debut in the Coaches poll last week, as well, at No. 20.
- Dec. 10's game was the second time San Diego State has played a ranked Arizona State team. The previous match-up came on Nov. 18, 2008 in Tempe. The No. 15 Sun Devils defeated SDSU 59-52.
- San Diego State joins Gonzaga, Kansas, Missouri and Villanova as the only teams with two victories this season against AP Top 25 teams.
- Head coach Brian Dutcher has a 7-4 record against top-25 competition, with the two most recent victories coming in the team's 2020-21 season opener, a 73-58 victory over No. 22 UCLA and its 80-68 win at No. 23 Arizona State.
- San Diego State spent 15 consecutive weeks in the AP Top-25 Poll last season, the program's third longest single season consecutive week streak trailing the 2010-11 squad which spent 19 straight weeks and the 2013-14 team which was spent 16 consecutive weeks ranked in the top-25.
- San Diego State's longest consecutive streak of weeks being ranked in the AP Top-25 is 22 straight polls (Dec. 2, 2013 to Dec. 15, 2014).
- Reaching No. 4 in the 2019-20 season, the Aztecs spent five weeks there establishing program records for consecutive weeks at that ranking and for the most weeks, in a season, at that rank.
- The Aztecs debuted at No. 25 on Dec. 9, 2019 and then went to 20 to 15 to 13 to 7 to 7 to 4 to 4 to 4 to 4 to 5 to 5 to 6 and finished at No. 6.
- San Diego State entered the top-25 in both the AP and Coaches polls on Dec. 9, 2019 at No. 25 and No. 24, respectively. It was the first time since Feb. 23, 2015, the team had been ranked in the AP poll.
- In total, the Aztecs have appeared in the AP Poll for 82 weeks, and all have come since the start of the 2010-11 campaign, which is tied for the 19th most appearances in the poll during the last 10 seasons.
- Prior to the 2019-20 season, the last time the Aztecs had been ranked in the Coaches Poll was March 9, 2015.
- Prior to last season, the Aztecs had been ranked in the top-5 of the AP poll four times. In 2019-20 they were ranked in the top-5 10 straight weeks.

DUTCHER KEEPS THE BALL ROLLING ON

Brian Dutcher has been on The Mesa for 22 seasons, 18 of them as the top man on San Diego State Hall of Fame Head Coach Steve Fisher's bench. In that time he experienced 386 victories, 10 Mountain West titles and helped the Aztecs to 13 postseason tournaments, including eight NCAA appearances and a pair of Sweet 16 berths (2011, 2014).

- Since his ascension to the top job prior to the 2017-18 season, he has captured two more Mountain West crowns and guided his team to the championship game in the league tournament three times.
- In his inaugural campaign, in 2017-18, he was the only first-year Division I head coach to guide his team to the NCAA Tournament.
- He is the only head coach in program history to win at least 20 games in each of his first three seasons.
- His 73 wins in his first three seasons are a program record for victories in a coach's first three campaigns.
- **His 78 wins to date are the second most of any head coach who started at his current institution at the start of the 2017-18 season.**

His 2019-20 team was arguably one of the best in program history:

- They opened with a 26-game winning streak, a program record and the longest streak in Division I last year, and were the last unbeaten team in the nation for all or part of 39 days.
- Spent 15 weeks ranked reaching No. 4 in both national polls, and remained there for a program-record five weeks, before finishing at No. 6.
- Went 17-1 in Mountain West action, a MW record for league wins, and opened with 15 straight MW victories, also a MW conference record.
- Finished with a 30-2 mark; the third most wins in program history and its two losses are the fewest for an SDSU team in its DI era (since 1970-71).
- The Aztecs were the only team to end the regular season with just one loss (28-1) and were one of three teams (Gonzaga & Dayton) to end the year with two losses.
- San Diego State's two losses came by a combined six points and 23 of its 30 wins came by 10 points or more.
- Following the 2019-20 season, Dutcher was named the *USA Today* National Coach of the Year, the NABC District 17 & USBWA District IX Coach of the Year, the Mountain West Coach of the Year (by votes of both the media and coaches) and was one of four finalist for the 2020 Werner Ladder Naismith Men's College Coach of the Year Award.

STREAKS ON THE LINE FOR THE AZTECS ON TUESDAY

When the Aztecs play Saint Mary's on Tuesday here are the streaks that are on the line for SDSU:

- 13-game road win streak (longest active streak n the nation).
- 10-game win streak against teams from the state of California.
- 5-game win streak in Tuesday games.
- 3-game road streak against teams from the West Coast Conference.

PLAYER TIDBITS

Senior Forward **Matt Mitchell**

Overall: 16.3 points, 3.8 rebounds, 1.8 assists, 45.2 FG%

Mountain West Player of the Week (Nov. 30)

Preseason All-Mountain West

Julius Erving Small Forward of the Year Preseason Watch List

- He 1,183 career points are No. 21 on the SDSU all-time scoring list and rank 77th among active players in Division I.
- Competed in 100th collegiate game of his career in the 2020-21 season opener vs. No. 22/21 UCLA (11/25) where he led the team w/15 pts (SDSU is 22-1 when he scores at least 15 pts in a game).
- His 35 points vs. Brigham Young (12/18) are a career-high, the most in the Mountain West against Division I opposition this season, and

- the most since Malachi Flynn scored 36 at Nevada (2/22/20).
- His 35 points against Brigham Young are the 10th-highest single game total this season against a Division I opponent.
- Is the only Aztec to score in double digits in every game this season.
- 12 free throws and 15 free throw attempts at Arizona State leads the team and the MW for a single game this season.**
- In the MW is No. 6 in scoring (16.3/g), No. 9 in steals (1.67/g) and No. 10 in free throw percentage (.780) & three-point FGs made (1.67/g).
- Nationally, among top-100 rankings is No. 33 - Free Throws (32), No. 44 - free throw attempts (41).
- Has scored in double figures in 21 of his last 25 games, all starts, and in those 21 games is averaging 16.7 points.
- In his career (105 games) he has reached double figure scoring 63 times & in those games SDSU has a 48-15 record.
- His 105-career games rank No. 47 among active players in Division I.
- Ranks in the top-20 of the San Diego State career record book in 13 statistical categories.
- Enters today's game is 52 rebounds & 16 assists from becoming the third player in program history to compile 1,000 points, 500 rebounds, 200 assists and 100 steals. (Trey Kell & Winston Shepard).**

Senior Guard **Jordan Schakel**

Overall: 13.2 points, 3.7 rebounds, 1.0 steals, 42.4 FG%

Mountain West Player of the Week (Dec. 14)

- Recorded a career-high 25 points in the team's victory at No. 23 Arizona State and has 15 or more points in four of six games this season.
- For his career, when he scores in double figures, the Aztecs are 31-3 and in games in which he scores at least 15 points, the team's record is 11-1.
- His .407 (156-of-383) career three-point shooting percentage ranks No. 35 among active players in Division I, but among those that have made at least 150 threes he ranks No. 15.**
- Ranks No. 1 in the program in career FT percentage (.8583), No. 3 in 3FG percentage (.4073) & No. 6 in three-point FGs (155).
- Has 46 games with multiple threes and SDSU is 38-8 in those contests.
- Over 69 percent (.6902) of his career hoops (156-of-226) are from the bonus distance & this year 14-of-25 (.560) buckets are treys.
- Has played 2,128 career minutes and committed just 47 turnovers (a 0.88 turnovers per 40 minutes played) and has a 1.5:1 assist-to-turnover ratio.
- Has reached double figure scoring in 24 of the last 38 games after reaching that plateau just 10 times in the previous 61 games.
- Versus Pepperdine (12/6) made five two-point buckets and one three pointer. It marked just the seventh time, in 98 career games, that he made three-plus more two-point buckets than three-pointers.
- Nationally, among the top-100 rankings is No. 31 in free throw percentage (.938)
- In the Mountain West, ranks No. 2 in free throw percentage (.938) and No. 7 in three-point FG/game (2.33).

Junior Forward **Nathan Mensah**

Overall: 8.8 points, 7.2 rebounds, 1.5 blocks, 55.6 FG%

- Established career-high with 17 points and 15 rebounds at No. 23 Arizona State (12/10).
- Defensive stopper on the back line who can erase mistakes by perimeter defenders.
- Ranks No. 13 on the program's career blocked shots list (70).
- Has recorded three blocks in each of the last two games (at No. 23 Arizona State and vs. Brigham Young) and is one of two players in the MW, this year, to have two games of at least three blocks.
- Is one of six players this season to record at least three blocks, 17 points and 15 rebounds in a game this year (at No. 23 Arizona State - 12/10).**
- Through six games committed three turnover in 128 minutes this year (0.9 turnovers per 40 minutes played) and has a 1.3:1 assist to turnover ratio.
- Led the nation in 2019-20 with a .617 field goal percentage among player who appeared in no more than 13 games and were on the court for at least 20 minutes per game.
- In 34 games in his freshman season (2018-19) he had four double digit rebounding games. Last season in 13 games he had three, including a then career-high 12 boards vs. San Jose State (12-8-19).
- In six games this year, he is shooting .556 (20-of-36) from the floor and has attempted the first three three-pointers of his career.
- Played the first 13 games in 2019-20 before an injury ended his season, but in that time he upped his rebounds and points per game from his freshman to sophomore season from 5.5-to-6.8 and 5.6-to-6.9, respectively. In Mountain West games the improvement was even more stark; rebounds went from 5.8-to-9.5 and points from 6.1-to-9.0.

Senior Guard **Terrell Gomez**

Overall: 6.8 points, 1.2 rebounds, 2.0 assists, 38.9 FG%

- A grad transfer from CSUN with one year of eligibility: first-team All-Big West (2018-19 & 2019-20) and was the 2017-18 Big West Freshman of the Year.
- Nationally, among active career leaders, ranks No. 1 in free throw percentage at .892, No. 2 in three pointers (302), No. 5 in three-point FG attempts (697) and No. 10 in scoring with 1,678 points.
- Since the start of the 1996-97 season, was only the second player in college basketball to have made at least 300 treys, shot at least .437 from the bonus distance, and done so in less than 100 games (John Jenkins, Vanderbilt).**
- Is one of four player, since the start of the 1996-97 season, to have a FT percentage of at least .892 & to have hit 300 threes in his college career.**
- Appeared in the 100th game of his college career vs. Pepperdine (12/6) and has started all but five of his 102 games as a collegian.
- Among MW players is ranked No. 15 in three-point FG (1.50/g).
- One of only two active players to have made 300+three pointers (308 - Jhivvan Jackson , UTSA).**

Senior Guard **Trey Pulliam**

Overall: 5.8 points, 3.5 assists, 2.5 rebounds, 36.8 FG%

- Has started each of the first six games after coming off the bench in all 32 games last season.
- Has an assist-to-turnover ratio of 2.3:1 this season up from 2.1:1 last year.
- In his last 10 games has a 2.8:1 assist-to-turnover ratio.
- Is averaging 2.3 turnover per 40 minutes played this year (nine turnovers in 159 minutes of action) and has a career average of 2.0 turnovers per 40 minutes (37 turnovers in 720 minutes).
- Assists per 40 minutes played is up to 5.3 this season from 4.3 last year.**

AZTEC COACHING STAFF

HEAD COACH

BRIAN DUTCHER

- ◆ 4th season as head coach (78-26 record)
- ◆ 22nd year at SDSU
- ◆ 1989 NCAA champion
- ◆ 3 NCAA title game appearances
- ◆ 17 NCAA tournament appearances
- ◆ 12-time Mountain West champion
- ◆ 2020 USA Today National Coach of the Year
- ◆ 2020 MW Coach of the Year (coaches & media)
- ◆ 2020 NABC District 17 Coach of the Year
- ◆ 2020 USBWA District IX Coach of the Year

ASSISTANT COACH

DAVE VELASQUEZ

- ◆ 19th season at San Diego State, 8th as AC
- ◆ Started as a student manager in 2002-03, then head manager, walk-on, scholarship athlete, director of player development and now AC

ASSISTANT COACH

CHRIS ACKER

- ◆ 2nd season with San Diego State
- ◆ 6th year as a Division I AC
- ◆ Was 92-9 in six years as HC at Citrus College in Los Angeles
- ◆ Won a state title w/ Citrus College in 2008
- ◆ Played professionally in both internationally and domestically

ASSISTANT COACH

JAY MORRIS

- ◆ 3rd season at San Diego State
- ◆ 9th season as a Division I AC
- ◆ Has averaged 19.6 wins per year as an AC

AP APPEARANCES (since 2010-11)

California schools ranked by total number of appearances.

Rk.	Team	No.
1.	San Diego State	83
2.	UCLA	45
3.	Saint Mary's	39
4.	USC	12
5.	California	11

30-WIN SEASONS IN CALIFORNIA (since 2010-11)

California schools that have compiled 30 win seasons since the start of the 2010-11 campaign.

San Diego State (3)
34-3 (2010-11)
31-5 (2013-14)
30-2 (2019-20)

Saint Mary's (1)
30-6 (2017-18)

UCLA (1)
31-5 (2016-17)

2020-21 MW STANDINGS (through 12/20/20)

	Conference			Overall		
	W	L	Pct.	W	L	Pct
Nevada	1	1	.500	6	3	.667
Air Force	1	1	.500	3	3	.500
Fresno State	0	0	.000	3	0	1.000
New Mexico	0	0	.000	2	0	1.000
Wyoming	0	0	.000	6	1	.857
San Diego St.	0	0	.000	5	1	.833
Boise State	0	0	.000	4	1	.800
Colorado State	0	0	.000	2	1	.667
Utah State	0	0	.000	3	3	.500
San Jose State	0	0	.000	1	2	.333
UNLV	0	0	.000	1	4	.200

2020-21 MW PREDICTED ORDER OF FINISH

Place	Team	Points (1st place votes)
1.	San Diego State	211 (14)
2.	Boise State	188 (4)
3.	Utah State	177 (2)
4.	UNLV	160
5.	Colorado State	141
6.	Nevada	114
7.	New Mexico	106
8.	Fresno State	93
9.	Wyoming	59
10.	Air Force	39
11.	San Jose State	32

2020-21 MW PRESEASON AWARDS

Preseason All-Conference Team

Matt Mitchell, Sr., F, San Diego State

Derrick Alston Jr., Sr., G, Boise State
 Isaiah Stevens, So., G, Colorado State
 Bryce Hamilton, Jr., G, UNLV
 Neemias Queta, Jr., C, Utah State

Preseason Player of the Year

Derrick Alston Jr., Sr., G, Boise State

Preseason Newcomer of the Year

David Jenkins, Jr., G, UNLV

Preseason Freshman of the Year

Nick Blake, G, UNLV

SERIES HISTORY VS. MOUNTAIN WEST

VS. CURRENT MEMBERSHIP

School	All-Time		MWC*		Streak
	W-L	W-L	W-L	W-L	
Air Force	59-24	29-14	Won 3		
Boise State	15-7	14-7	Won 4		
Colorado State	45-41	33-14	Won 5		
Fresno State	64-56	10-8	Won 2		
Nevada	19-6	14-3	Won 3		
New Mexico	42-48	25-22	Won 2		
San Jose State	41-35	11-1	Won 5		
UNLV	37-37	33-20	Lost 1		
Utah State	13-6	13-3	Lost 1		
Wyoming	44-41	26-17	Won 3		
TOTALS	378-301	207-109		Lost 1	

* - includes Mountain West Conference tournament games

- Ranks No. 4 in the MW (No. 109 nationally) in assist-to-turnover ratio (2.33:1) and No. 9 in the MW in assists per game (3.5/g).
- Ranks third on the team in minutes (159:07) and minutes per game (26.5).
- His four steals vs. Katherine (12/2) are tied for the most in a game by a MW performer this year.

Junior Forward Aguek Arop

Overall: 5.6 points, 4.4 rebounds, 1.6 assists, 35.7 FG%

- Was the only player on the team to have more offensive than defensive rebounds in 2019-20. In a small sample size so far this year the trend continues; he has 13 offensive and 9 defensive boards.
- Leads the team, eighth in the Mountain West & No. 140 nationally in offensive rebounds and ranks third on the squad in total boards (22). In the last 26 games has 39 offensive & 33 defensive rebounds.
- No. 8 in the Mountain West in offensive rebounds (2.60/g)
- Grabbed a career-high 7 rebounds vs. UC Irvine (11/27) and led the team in the category for the first time.
- In his first 31 appearances he averaged 7.2 rebounds per 40 minutes played, in the last 27 his average is up to 8.8.
- Has started the last five games he's dressed, after coming off the bench in the first 53 of his career.
- Missed the St. Katherine game due to injury.
- Pound-for-pound the strongest player on the team who can play from the three to the five.
- 6-7 tall with a 7-1 wingspan.

Sophomore Forward Keshad Johnson

Overall: 5.2 points, 2.8 rebounds, 0.8 assists, 50.0 FG%

- His 14 points vs. UC Irvine (11/27) are a career-high and 11 of them came in a 1:53 span early in the second half.
- Versus UC Irvine & St. Katherine (12/6), he was 8-of-14 (.571) from the floor, 3-of-7 (.429) from beyond the arc; last year, in 18 games, he was 12-of-34 (.353) and 4-of-18 (.222) from those to areas, respectively.
- Averaged 11.5 pts, 4.5 rebs, 1.0 assists in games against UC Irvine & St. Katherine.
- Seven offensive rebounds ranks third on the team and his average per 40 minutes played is 4.4 in 2020-21.
- In two games (vs. UC Irvine & St. Katherine) averaged 11.5 pts, 4.5 rebs, 1.0 assists.
- Has two block in five appearances in 2020-21 compared to one in 18 games last season.

Senior Forward Joshua Tomaic

Overall: 5.0 points, 3.2 rebounds, 1.5 steals, 56.5 FG%

- A grad transfer from Maryland with one year of eligibility.
- In six games as an Aztec, is averaging 5.0 pts in 14.6 minutes per game and has six assists and nine steals. In three years at Maryland he averaged 5.7 minutes and 1.3 points per game, totaled eight assists and didn't have a steal.
- Last season at Maryland, Tomaic scored 18 points in 16 games, so far this year he has 30 points in six games.
- Among Aztecs who have double-digit shot attempts, his .565 FG percentage leads the team.
- Logged double-digit minutes in the first four games this year; the second longest streak of his career, trailing only a six-game run from Jan. 4-Jan. 22, 2018. Has played double digit minutes in five of six games this year.
- Ranked No. 15 in the MW in steals 1.5/g and No. 246 nationally in total steals (9).

Freshman Guard Keith Dinwiddie Jr.

Overall: 9.0 points, 0.5 rebounds, 54.5 3FG%

- Scored a season/career best 12 points vs. St. Katherine on 4-of-8 shooting from beyond the arc.
- In a total of 20:30 this season is 6-of-11 (.545) from distance and all his scoring is from three-point range.

CALIFORNIA DREAMIN' FOR SDSU...CALIFORNIA NIGHTMARE FOR IN-STATE OPPONENTS

- San Diego State has opened the 2020-21 season hosting three Division I in-state foes in UCLA, UC Irvine, and Pepperdine, has defeated each, and is scheduled to play a total of six regular-season games against California Division I schools.
- Since the start of the Coach Dutcher era (1999-2000), the Aztecs are 111-33 (.771) against 24 of the other 25 current Division I schools in California (SDSU has not played Cal Baptist), and have a winning record against all but three of those 24 opponents.
- In the last 82 home games against the those same 24 opponents, and also starting in 1999-2000, San Diego State is 72-11 (.866).
- In program history against the 24 schools, the Aztecs are 445-323 (.579) overall, and SDSU has a winning record against 19 of those 24 programs.

ROAD (AND NEUTRAL) WARRIORS

- San Diego State owns the nation's longest road winning streak (13 games, dates back to the 2018-19 season) and had the longest road/neutral streak (16) in the nation snapped in its final game of the 2019-20 campaign.
- Since the start of the 2010-11 season, San Diego State's 74-43 (.632) record in road games is the seventh best in the nation.
- Last season the Aztecs' 16 road/neutral road wins were the most in the nation.
- San Diego State's 11-0 road record last season was the best in the nation and its 11 true road wins were tied for the third most in the nation behind Vermont (12-3) and Stephen F. Austin (12-2).
- In its lone road game this year, the Aztecs defeated No. 23 Arizona State 80-68 on Dec. 10.

AMONG THE MOUNTAIN WEST'S BEST

San Diego State is pacing at an elite level in the Mountain West in games played through Dec. 20.

- Among teams in the league that have faced at least two Division I competitors, the Aztecs lead the conference in scoring defense (59.50 ppg) and steals (9.67).
- SDSU ranks second in rebounding defense (34.00/g), turnover margin (+5.67/g), and scoring margin (+13.83/g).
- The Aztecs are third in the Mountain West in scoring offense (73.33 ppg), free throw percentage (.724), field goal percentage defense (.390), assist-to-turnover ratio (1.19:1), offensive rebounds per game (10.33), offensive rebound percentage (.291), and three-point field goals made (8.67/g).

AZTEC PRESEASON ACCOLADES

- San Diego State has been picked to increase its conference-record number of Mountain West titles to 13 this year by nearly every media

outlet. The Aztecs were picked to win the league by the media who regularly cover the Mountain West, *Lindy's Sports*, *Blue Ribbon Yearbook*, ESPN, Joe Lunardi, Myron Medcalf, John Gasaway and Jeff Borzello and Jon Rothstein.

- Senior forward **Matt Mitchell** has been the player most honored when the preseason predictors talk about San Diego State, he has been named first-team preseason All-Mountain West by the media who regularly cover the league, *Lindy's*, *Blue Ribbon* and John Rothstein. CBS Sports included him in the top-101 players (No. 61) and *Lindy's* ranked him at No. 124 in its top-150. In addition, Mitchell has been included on the preseason watch list for the Julius Erving Small Forward of the Year Award.
- Senior guard **Terrell Gomez** was selected the Newcomer of the Year by *Blue Ribbon* and *Lindy's* predicted he would be a second-team All-MW selection, No. 131 among its top-150 as well as, among newcomers in the league, the most impactful newcomer, the best shooter, No. 1 signing coup and having the best shot at earning all-conference honors.
- **Jordan Schakel**, a senior guard, was selected a third-team All-MW performer and the best shooter in the Mountain West Conference by *Lindy's*.
- Freshman guard **Lamont Butler** was named the best playmaker/passers coming into the league by *Lindy's*.
- Assistant Coach **Dave Velasquez** was named one of the top-25 assistant coaches ready to lead their own program by The Athletic.
- Though not ranked in either the preseason AP or Coaches polls, San Diego State is receiving votes in both and is the only Mountain West program who is currently doing so.
- With the exception of Gonzaga, every team in both the AP and Coaches preseason polls are members of Power-5 conferences. So, *The Athletic* published its rankings of non-Power-5 programs and San Diego State was ranked No. 4 on that list.

AZTECS PREDICTED TO WIN 13TH MOUNTAIN WEST TITLE

- San Diego State has won a Mountain West-record 12 titles in men's basketball (seven regular season & five tournament), four more than its closest competitor, and nearly every preseason prediction has the Aztecs picking up its 13th crown in 2020-21.
- SDSU has been predicted to finish either first or second in the Mountain West media's preseason poll in each of the last seven years. It is also the 12th time in the last 16 years the Mountain West has been in existence that San Diego State has been picked first or second in the preseason poll. The Aztecs have garnered at least one first-place vote in the preseason poll in six of the last seven years.
- In addition to the MW media, *Lindy's*, *Blue Ribbon*, ESPN, ESPN's Joe Lunardi, Myron Medcalf, Jeff Borzello and John Gasaway as well as College Hoops Today's Jon Rothstein have predicted the Aztecs will win the MW.
- Complete Mountain West media preseason predicted order of finish is located in the column on the left side of this page.

SERIES HISTORY VS. SAINT MARY'S

- San Diego State trails in the all-time series with Saint Mary's, 6-5, and will be looking to earn its first neutral site victory over the Gaels after failing to do so in two attempts while competing in the Wooden Classic in 2007 & 2008.
- A win over Saint Mary's on Tuesday would be the team's second in a row against the Gaels and the second two-game winning streak for SDSU in the series.
- Since the series began in the 1960-61 season, there have been two breaks of at least 20 years (1960-61-to-1982-83 and 1983-84-to-2003-04) and most recently a 10-year break 2010-11-to-2020-21, which will be snapped on Tuesday.
- In the two neutral site meetings, the Gaels have defeated San Diego State by an average of 4.0 points (64-69 on Dec. 8, 2007 & 64-67 on Dec. 13, 2008).
- The Aztecs are looking to win two in a row against the Saint Mary's for the second time in the series. The previous back-to-back wins came on Jan. 6, 1983 & Nov. 28, 1983.
- All-time series meetings against Saint Mary's can be found in the column++++ on page four.

SDSU VS. THE WCC

- San Diego State is 8-3 in its last 11 vs. current members of the West Coast Conference and 18-10 since the start of the 2009-10 season.
- The Aztecs have emerged the victor in four of its last five games against WCC opponents. SDSU has defeated Brigham Young (12-22-18, 11-9-19), San Diego (1-20-19) & Pepperdine (12-6-20) by an average of 9.0 points per game.
- San Diego State is facing its third WCC teams this season, its second in a row and third in four games, having defeated Pepperdine, 65-60, on Dec. 6, 2020 and coming up short against Brigham Young, 62-72 on Dec. 18.
- San Diego State has faced at least three WCC teams in the non-conference portion of its season six times since the start of the 2006-07 season with the 2007-08 squad playing four WCC opponents and compiling a 3-1 record.
- Overall San Diego State is 136-156 (H: 89-55, A: 39-95, N: 8-6) vs. current WCC teams.

LAST TIME VS. SAINT MARY'S

No. 17/19 SAN DIEGO STATE 69, SAINT MARY'S 55

Dec. 1, 2010 | Viejas Arena | San Diego, Calif. | Attn: 12,414

SAN DIEGO (AP) - After taking over San Diego State's basketball program in 1999, Steve Fisher would walk across campus giving away tickets.

The days of freebies are long gone. From his office window, Fisher saw a steady line of fans at the box office all Wednesday afternoon. "Now we're a hot ticket," Fisher said Wednesday night after the undefeated and 17th-ranked Aztecs beat Saint Mary's 69-55 night in front of a sellout crowd of 12,414 at Viejas Arena.

Chase Tapley scored 14 points and keyed a 12-3 run late in the first half. Malcolm Thomas had 12 points and six of SDSU's 10 blocked shots. The Aztecs scored 14 of the game's first 16 points and looked sharp five days after a somewhat lethargic effort in an 88-69 home-opening win against San Diego Christian College of the NAIA.

The Aztecs prepped for this game by watching film and talking about their worst loss of last season, 80-58 at Saint Mary's in the second game.

"It stuck with us," Thomas said. "We talked about it all the time in practice. Last year we didn't communicate well. We kind of underestimated defensive transition and this year we kind of made that our main goal defensively."

Rob Jones, a transfer from the University of San Diego, made five 3-pointers and finished with a game-high 17 points for Saint Mary's. Matthew Dellavedova scored 15.

SDSU guard D.J. Gay held Gaels leading scorer Mickey McConnell to just two points, 12.4 below his average.

"Give it up to D.J. Gay," Tapley said. "He played him tough for 94 feet. He locked him up."

SDSU is 7-0 for the first time since 2006-07, when it won its first eight games. Saint Mary's (6-2) has lost two straight. The Gaels were coming off a 74-73 loss to No. 21 BYU, a Mountain West Conference rival of SDSU.

SDSU CAREER RECORD BOOK

POINTS

Rk	Name	Years	GP	3FG
1.	Brandon Heath	04-05-06-07	125	2,189

19.	Will Connelly	75-76-77	82	1,188
	Von Jacobson	69-70-71	78	1,188
21.	Matt Mitchell	18-19-20-21	105	1,183

THREE-POINT FIELD GOALS (in existence since 1986-87 season)

Rk	Name	Years	GP	3FG
1.	Brandon Heath	04-05-06-07	125	281

5.	John Sharper	03-04-05-06	119	166
6.	Jordan Schakel	18-19-20-21	99	156
	Trey Kell	15-16-17-18	134	150
9.	Matt Mitchell	18-19-20-21	105	145

THREE-POINT FG ATTEMPTS (in existence since 1986-87 season)

Rk	Name	Years	GP	3FGA
1.	Brandon Heath	04-05-06-07	125	798

8.	John Sharper	03-04-05-06	119	412
9.	Matt Mitchell	18-19-20-21	105	406
10.	Jordan Schakel	18-19-20-21	99	383

THREE-POINT FIELD GOAL PERCENTAGE (min. 40 career three-point FG)

Rk	Name	Years	3FG/3FGA	3FG%
1.	Tony Ross	87-88-89	270/589	45.84
2.	Al Faux	01-02	106/256	41.41
3.	Jordan Schakel	18-19-20-21	156/383	40.73

20.	Max Montana	17-18	93/263	35.36
18.	Matt Mitchell	18-19-20-21	145/406	35.71

FREE THROWS

Rk	Name	Years	GP	3FGA
1.	Michael Cage	81-82-83-84	112	488

19.	Jeremy Hemsley	16-17-18-19	134	273
20.	Matt Mitchell	18-19-20-21	105	270

FREE THROW PERCENTAGE (min. 40 career free throws)

Rk	Name	Years	FT/FTA	FT%
1.	Jordan Schakel	18-19-20-21	103/120	85.83
2.	Malachi Flynn	20	120/140	85.71
3.	Kim Goetz	78-79	135/158	85.44

11.	Chad Nelson	94-95-96-97	415/519	79.96
12.	Matt Mitchell	18-19-20-21	270/338	79.88

BLOCKS (since 1978-79 season)

Rk.	Player	Years	GP	Blks
1.	Skylar Spencer	13-14-15-16	144	303

T13.	Marty Dow	90-91	52	68
	Rodney Hawkins	86-87-88	70	68
15.	Nathan Mensah	19-20-21	53	70

GAMES STARTED (since 1980-81 season)

Rk	Name	Years	GP	GS
1.	Billy White	08-09-10-11	134	124

T16.	Xavier Thames	12-13-14	97	91
	Marcelo Carrea	97-98-99-00-01	112	91
18.	Matt Mitchell	18-19-20-21	105	90

VICTORIES (since 1975-76 season)

Rk	Name	Years	GP	Wins
1.	Skylar Spencer	13-14-15-16	144	109

T13.	JJ O'Brien	13-14-15	105	80
	Kyle Spain	06-07-08-09	115	80
15.	Matt Mitchell	18-19-20-20	105	78

SDSU AS A NATIONALLY RANKED TEAM

Date*	AP	Pts.	CO	Rcrrd.	Wks.
2010-11 season - 19 weeks Highest Rank: 4 Final Rank: 6					
Oct. 28, 2010	25	158	--	0-0	PS 1
Nov. 15, 2010	25	162	--	1-0	2
Nov. 22, 2010	18	567	22	4-0	3
Nov. 29, 2010	17	594	19	6-0	4
Dec. 6, 2010	14	759	15	8-0	5
Dec. 13, 2010	11	914	10	10-0	6
Dec. 20, 2010	7	1,134	7	12-0	7
Dec. 27, 2010	7	1,157	7	14-0	8
Jan. 3, 2011	6	1,198	6	15-0	9
Jan. 10, 2011	6	1,249	6	17-0	10
Jan. 17, 2011	6	1,294	6	19-0	11
Jan. 24, 2011	4	1,386	4	20-0	12
Jan. 31, 2011	7	1,218	7	21-1	13
Feb. 7, 2011	6	1,259	6	23-1	14
Feb. 14, 2011	6	1,256	6	25-1	15
Feb. 21, 2011	6	1,327	4	27-1	16
Feb. 28, 2011	9	1,151	9	27-2	17
Mar. 7, 2011	7	1,197	6	29-2	18
Mar. 14, 2011	6	1,322	5	32-2	F 19

2011-12 season - 12 weeks | Highest Rank: 13 | Final Rank: 22

Dec. 26, 2011	25	119	--	11-2	1
Jan. 2, 2012	24	196	25	12-2	2
Jan. 9, 2012	22	313	22	13-2	3
Jan. 16, 2012	16	621	16	15-2	4
Jan. 23, 2012	13	832	12	17-2	5
Jan. 30, 2012	17	566	17	18-3	6
Feb. 6, 2012	13	728	14	20-3	7
Feb. 13, 2012	13	688	15	20-4	8
Feb. 20, 2012	24	176	25	20-6	9
Feb. 27, 2012	21	304	23	22-6	10
Mar. 5, 2012	18	441	21	24-6	11
Mar. 12, 2012	22	223	23	26-7	F 12

2012-13 season - 12 weeks | Highest Rank: 15

Oct. 26, 2012	20	463	20	0-0	PS 13
Nov. 12, 2012	25	128	23	0-1	14
Nov. 19, 2012	25	98	25	2-1	15
Nov. 26, 2012	23	182	21	4-1	16
Dec. 3, 2012	17	410	15	5-1	17
Dec. 10, 2012	18	491	15	7-1	18
Dec. 17, 2012	18	493	15	8-1	19
Dec. 24, 2012	17	557	16	11-1	20
Dec. 31, 2012	19	437	17	11-2	21
Jan. 7, 2013	16	591	15	12-2	22
Jan. 14, 2013	15	704	14	14-2	23
Jan. 28, 2013	22	302	20	16-4	1

2013-14 season - 16 weeks | Highest Rank: 5 | Final Rank: 13

Dec. 2, 2013	24	150	--	5-1	1
Dec. 9, 2013	25	159	24	7-1	2
Dec. 16, 2013	24	176	23	7-1	3
Dec. 23, 2013	20	378	20	9-1	4
Dec. 30, 2013	21	371	19	10-1	5
Jan. 6, 2014	13	823	15	12-1	6
Jan. 13, 2014	10	1,020	11	14-1	7
Jan. 20, 2014	7	1,211	7	16-1	8
Jan. 27, 2014	5	1,337	5	18-1	9
Feb. 3, 2014	5	1,370	5	19-1	10
Feb. 10, 2014	5	1,373	5	21-1	11
Feb. 17, 2014	6	1,232	7	22-2	12
Feb. 24, 2014	13	886	13	23-3	13
Mar. 3, 2014	10	995	10	25-3	14
Mar. 10, 2014	8	1,143	7	27-3	15
Mar. 17, 2014	13	890	11	29-4	F 16

* - indicates date of poll. PS - preseason ranking. F - final ranking.
Continued in the column on the next page.

This is the fifth straight season the Aztecs and Gaels have played each other. Two years ago, the Aztecs beat Saint Mary's 70-66 in San Diego to advance to the semifinals of the NIT. Then came the 22-point loss to the Gaels last year.

"It feels good to beat Saint Mary's," Fisher said. "They've had our number, and they really had it a year ago at their place. It was a good victory against a very good basketball team. I thought we defended the way we wanted to defend."

Jones saw a big difference in the Aztecs.

"They are a year older, more mature and grew up a little bit," Jones said. "They have good players and are playing well right now."

After McConnell made the game's first basket, the Aztecs scored 14 straight points to take control. Billy White had seven of those points, including a 3-pointer.

Dellavedova made consecutive 3-pointers midway through the half to pull Saint Mary's to 19-15. Dellavedova made a layup with 6:59 left to keep the margin at four points before SDSU went on a 12-3 run to take a 35-22 lead. Tapley scored nine of those points, including two 3-pointers.

SDSU led 37-24 at halftime.

"We came back tonight, but you just can't do that against a team as good as they are," Saint Mary's coach Randy Bennett said. "Credit them. They're good. They played well. They exposed us, exposed a lot of things and most of all, we have to get mentally tougher."

The Aztecs' biggest lead was 55-35 after a layup by White with 10:16 left. Jones hit two 3-pointers during a 12-2 run that closed SDSU's lead to 57-47 with 6:27 left.

Gay then converted a three-point play to put the Aztecs up by 13.

The start of the game was delayed 18 minutes while the lights powered back up after they were turned off for SDSU's introduction.

LAST TIME OUT

BRIGHAM YOUNG 72, SAN DIEGO STATE 62

Dec. 18, 2020 | Steve Fisher Court at Viejas Arena | San Diego, Calif. | Attn: 0

SAN DIEGO - In a normal visit to San Diego State, the BYU Cougars would have to face a trash-talking student section and a sellout crowd of 12,414 at Viejas Arena.

Not this time. Because of COVID-19, Viejas Arena was empty Friday, which allowed the Cougars to focus strictly on the No. 18 Aztecs.

Alex Barcello scored 22 points and Brandon Averette hit a huge 3-pointer with 51 seconds left for BYU, which blew a 17-point lead before beating San Diego State 72-62 despite Matt Mitchell's career-high 35 points.

Playing in the empty arena, without the taunts of The Show, made a huge difference for the Cougars, who are still reviled even though the teams haven't been in the same conference for a decade.

"I've had nightmares of us having zero points in the first 19 minutes game or something," BYU coach Mark Pope said.

Actually, it was almost the opposite, as BYU used its size advantage and effective offense to take a 35-20 halftime lead before hanging on in the second half.

"Granted it's minus the 15,000 and The Show, but to come in here and get a win is a huge deal against a big-time team," Pope added. "I do think there's a very, very legitimate chance they don't lose another game this season until the postseason. They're that good. And so to come in here and get out with a win is just a tribute to our guys and how tough they are."

Mitchell was remarkable in scoring 26 points in the second half. He spurred a 14-0 run with three 3-pointers and then had a steal and dunk that tied it 61.

But BYU (7-2) regained control and handed San Diego State (5-1) its first loss. The Aztecs won their first 26 games last season and were the nation's last undefeated team en route to a 30-2 record.

After Matt Haarms made a baseline jumper for a 63-61 BYU lead, Mitchell made one of two free throws. Averette then hit a 3 from straight on to put BYU up 66-62 with 51 seconds left.

"We've been doing this so long that can't you just picture that 3?" Pope said. "We beat them without The Show in here, and I don't know if we'd beat them with the Show in here. It's just different. But can't you just hear the gym? Like they're coming back, people are tearing their clothes off and going crazy and on fire. And then Brandon Averette bangs that 3 and the place goes deathly silent."

"That's how it felt when he shot it. In my mind, going live, that's how it felt for him to step up and make that big shot. There were so many huge plays but that's the fun one to talk about."

Barcello made four free throws in the last 35 seconds, sandwiched around a missed 3 by Mitchell, and Connor Harding made two free throws for the Cougars, who had a 40-26 rebounding edge.

Haarms and Averette scored 10 points apiece.

"Matt's performance was right up there," SDSU coach Brian Dutcher said. "We can take no celebration in that because we lost the game. It was fun to watch Matt put us on his shoulders but we didn't get a win, so it kind of went for naught."

Mitchell said BYU's defense "was fanned out a little bit and gave me space to work, gave me room to get to the basket, get to my spots. Some of my teammates couldn't make shots and I felt like there was a lid on the rim so I got a little more aggressive and shots started falling."

Jordan Schakel had only three points on 1-of-9 shooting after scoring a career-high 25 points in an 80-68 win at Arizona State on Dec. 10. BYU's biggest lead was 35-18 late in the first half before Mitchell made two free throws to make it 35-20 at halftime. SDSU shot just 25 percent and had eight turnovers in the first 20 minutes. Schakel had no points and missed his only two shots.

BIG PICTURE

BYU: The Cougars used an impressive half-court offense in staying ahead of the Aztecs in the second half. Late in the first half, they got consecutive 3-pointers from Spencer Johnson and Barcello. The Cougars lead the series 49-25.

San Diego State: The Aztecs couldn't handle BYU's size early. They shot only 25% and had eight turnovers in the first half.

SCHAKEL NAMED MOUNTAIN WEST PLAYER OF THE WEEK

San Diego State men's basketball player Jordan Schakel has been named the Mountain West Conference's Player of the Week for the week ending on Dec. 13.

Schakel scored 25 points, grabbed six rebounds and had two steals in the Aztecs' lone game of the week, an 80-68 victory over No. 23/23 Arizona State at Desert Financial Arena in Tempe, Ariz. With the victory San Diego State improves its record to 5-0 this year and 35-2 since the start of the 2019-20 season.

The Torrance, Calif., native was 9-of-15 from the floor (.600), including 5-of-9 from beyond the three-point line (.556) and knocked down both his free throw attempts.

His 25 points were a game and career-high for the 6-6 guard, and his five threes equaled his career best.

Schakel drew an offensive foul on preseason All-American guard Remy Martin in then games second possession, and then started his offensive barrage.

In just over two minutes, from 18:08-to-15:57 in the first half, he grabbed an offensive rebound and turned it into his first three pointer and then did it again 30 seconds later for his second trey. He had a steal and knocked down a pair of free throws to stake the Aztecs to an early 12-2 lead. Arizona State battled back to take a 32-31 lead, but with 1:22 to go before halftime, Schakel grabbed a defensive board, went coast-to-coast, and scored on a layup to put the Aztecs back in front, a lead which it took into the intermission.

Coming out of the locker room, the teams played a back and forth game for the first five minutes of the second half. At the 15 minute mark, the Sun Devils led 43-42, but then Schakel erupted.

In the next 3:40 he knocked down three treys and a jumper in the paint to help turn a one-point deficit into a 12-point lead, 57-45 with 11:20 to go. From there, Arizona State was never able to cut the Aztecs lead to single digits. Schakel scored two more buckets down the stretch, including the team final two points, in the 12 point victory.

This is the first Mountain West weekly award of Schakel's career and the second for an Aztec, in the three weeks of the season.

AZTECS DEBUT AT NO. 24 IN AP POLL

Running its record to 4-0 after victories over No. 22 UCLA and UC Irvine, picked to win the Pac-12 and Big West Conferences in preseason polls, respectively, and a thrilling come from behind win against Pepperdine, San Diego State men's basketball made its 2020-21 debut in the Associated Press Top 25 Poll, coming in at No. 24. The Aztecs garnered 123 points and is the only Mountain West team in this week's poll.

Monday's initial appearances in AP poll, on Dec. 7, is two days earlier than last year's team, which went on to reach No. 4 for a program-record five weeks before finishing the season at No. 6. In addition, this appearance, after the second week of competition, is the earliest week San Diego State has appeared in the poll in a year in which it was not ranked in the preseason. In 2013-14, SDSU made its debut in the poll in the fourth week of competition (No. 24 on Dec. 2, 2013) and last year's team was initially ranked in the sixth week (No. 25 on Dec. 9, 2019).

San Diego State spent 15 weeks in the AP poll last year, the third most in a season for the program, trailing only the 2010-11 team, which was ranked for 19 weeks, and the 2013-14 team, which appeared in the poll for 16 weeks.

San Diego State appears in the poll for the 82nd time since the start of the 2010-11 season, easily outdistancing all other California schools in weeks being ranked in that time frame. UCLA has appeared in the poll for 45 weeks, Saint Mary's 39 weeks, USC 12, and California 11, since the start of the 2010-11 season.

MITCHELL NAMED MOUNTAIN WEST PLAYER OF THE WEEK

Senior forward Matt Mitchell was named the Mountain West Conference's Player of the Week for the week ending on Nov. 29. In sweeping both games last week, 73-58 over No. 22 UCLA and 77-58 versus UC Irvine, Mitchell averaged 13.0 points, 3.0 rebounds, 2.0 assists and 2.0 steals to help improve the Aztecs record to 2-0 this year and 32-2 in its last 34 games.

Against UCLA, he was one of the team leaders with 15 points. He knocked down three triples, and added two rebounds, two assists and two steals. It was the 44th time in his career he made multiple three pointers in a game, and the 15th time since the start of last season (33 games at the time). The game was the 100th of Mitchell's Aztec career, and he became the 33rd player in program history to reach the milestone.

Versus UC Irvine, the Riverside, Calif., native, finished with 11 points, four rebounds, two assists and two steals. He scored six points in the first half, with four coming in the final two minutes of the period as the Aztecs pried open a nine-point advantage at halftime en route to a 77-58 victory.

For the week, Mitchell shot .391 from the floor (9-of-23), .364 from distance (4-of-11) and knocked down 4-of-5 from the line. After two games, he leads the Aztecs in scoring, steals (4), is second in assists (4) and fourth in rebounds (6).

This is the first Mountain West weekly award of the season, the first for an Aztec this season, and the first of Mitchell's career.

UTAH FRIENDLY

Since the start of the 2013-14 season, San Diego State 19-5 against the four schools it has played from the state of Utah, and 17-3 in regular season meetings with those four schools. In that time frame:

- SDSU is 3-1 against BYU
- SDSU is 2-1 against Utah
- SDSU is 13-3 against Utah State
- SDSU is 1-0 against Southern Utah

FLYNN TAKEN BY RAPTORS AT NO. 29 IN NBA DRAFT

- Former San Diego State guard Malachi Flynn, was selected by the Toronto Raptors in the first round (29th selection) of the 2020 NBA Draft.
- Flynn is the second Aztec selected in the first round (Kawhi Leonard, San Antonio Spurs, 2011) since Head Coach Brian Dutcher came to San Diego State prior to the 1999-2000 season, and he is the third Aztecs overall to be selected in the first round (Michael Cage, Los Angeles Clippers, 1984).
- During his single season on The Mesa, Flynn led SDSU in points (564), points per game (17.6), field goals (184), field goal attempts (417), three-point field goals (76), three-point field goal attempts (204), free throws (120), free throw attempts (140), assists (163), assists per game (5.1) and steals (56), steals per game (1.8), assist-to-turnover ratio (2.86:1), minutes (1,072) and minutes per game (33.5). In addition, he was third on the team in rebounds (143) and rebounds per game (4.5).
- Following the 2019-20 campaign, Flynn became the most decorated Aztec in a single season. He was named a consensus second-team All-American after being recognized by The Associated Press, National Association of Basketball Coaches (NABC), United States Basketball Writers of America (USBWA) and The Sporting News. With that honor, he joined SDSU Hall of Famers Michael Cage and Kawhi Leonard as the third consensus All-American in program history. In addition, he garnered second-team All-American honors from CBS Sports, NBC Sports and The Athletic and first-team distinction from Sports Illustrated and STADIUM. He was the Most Valuable Player of both the Continental Tires Las Vegas Invitational and Basketball Hall of Fame Classic, an NABC first-team All-District 17 and USBWA All-District IX performer.
- Flynn was second Aztec to be named to the John R. Wooden Award All-American Team as well as a finalist for the Bob Cousy Point Guard of the Year, Naismith National Player of the Year, and Lute Olson National Player of the Year Awards. He was first-team All-Mountain West in both the coaches and media polls. He earned the Mountain West Defensive Player of the Year, inclusion on the Mountain West All-Defensive Team in the coaches poll, and inclusion on the Mountain West All-Tournament Team. In the media poll he was Mountain West Newcomer of the Year in addition to twice garnering Mountain West Player of the Week honors and he capped his junior year being named the Mountain West Male Athlete of the Year.

SDSU AS A NATIONALLY RANKED TEAM (continued)

2014-15 season - 7 weeks | Highest Rank: 13

Oct. 31, 2014	16	560	17	0-0	PS	17
Nov. 17, 2014	16	564	16	1-0		18
Nov. 24, 2014	15	736	15	3-0		19
Dec. 1, 2014	13	784	14	5-1		20
Dec. 8, 2014	18	390	16	6-2		21
Dec. 15, 2014	19	424	17	7-2		22
Feb. 23, 2015	24	117	22	22-6		1

2019-20 season - 15 weeks | Highest Rank: 4 | Final Rank: 6

Dec. 9, 2019	25	197	24	10-0		1
Dec. 16, 2019	20	431	20	10-0		2
Dec. 23, 2019	15	763	14	12-0		3
Dec. 30, 2019	13	780	12	13-0		4
Jan. 6, 2020	7	1,130	7	15-0		5
Jan. 13, 2020	7	1,266	6	17-0		6
Jan. 20, 2020	4	1,422	4	19-0		7
Jan. 27, 2020	4	1,408	4	21-0		8
Feb. 3, 2020	4	1,447	4	23-0		9
Feb. 10, 2020	4	1,422	4	24-0		10
Feb. 17, 2020	4	1,404	4	26-0		11
Feb. 24, 2020	5	1,287	5	26-1		12
March 2, 2020	5	1,375	5	28-1		13
March 9, 2020	6	1,261	6	30-2		14
March 18, 2020	6	1,279	6	30-2	F	15

2020-21 season - 2 weeks | Highest Rank: 18 |

Dec. 7, 2020	24	123	--	4-0		1
Dec. 14, 2020	18	455	20	5-0		2

MATT MITCHELL...DID YOU KNOW?

With 22 points against New Mexico on Feb. 11, 2020, senior **Matt Mitchell** became the 34th player in Aztec men's basketball to reach the 1,000-point career plateau.

BUT....DID YOU KNOW?

Mitchell enters the 2020-21 season on the precipice of even more rarefied Aztecs territory. He is on the verge of becoming just the third player in the 99-year history of the program to amass 1,000 points, 500 rebounds, 200 assists and 100 steals in his Aztec career.

Having already surpassed 1,000 points last season and 100 career steals at Arizona State (12/10/20), Mitchell needs 52 rebounds and 16 assists to reach each of the target numbers.

When he does, he will join Trey Kell (2015-18) and Winston Shepard (2013-16) as the only Aztecs to ever post those numbers wearing an SDSU uniform.

ELITE LEADERS

In his first three-plus seasons, head coach Brian Dutcher has led the Aztecs to 78 wins, the most by any SDSU coach in the now 100th season of basketball on The Mesa.

Since the start of the 2017-18 season only three coaches, who were hired that year, have amassed at least 78 victories (through games of Dec. 20):

1. Chris Jan, New Mexico State (85)
2. **Brian Dutcher, San Diego State (78)**
Bob Richey, Furman (78)

AZTECS IN THE TOP-100 NATIONALLY IN 2020-21

TEAM RANKINGS

Steals per Game (No. 18)	9.7
Scoring Defense (No. 25)	59.8/g
Turnover Margin (No. 27)	+5.7
Steals (No. 40)	58
Turnovers per Game (No. 41)	11.5
Turnovers Forced (No. 57)	17.17/g
W/L Percentage (No. 58)833
Field Goal Percentage Defense (No. 65)390
Scoring Margin (No. 67)	+13.8
Three-Point Field Goals per Game (No. 77)	8.7
Assist-to-Turnover Ratio (No. 81)	1.19:1
Three-Point Field Goals Made (No. 96)	52
Three-Point Field Goal Attempts (No. 97)	153
Free Throws Made (No. 99)	92

PLAYER RANKINGS

Nathan Mensah (Forward)

Blocked Shots (No. 86)	9
Blocked Shots per Game (No. 94)	1.50

Matt Mitchell (Forward)

Free Throws (No. 33)	32
Free Throw Attempts (No. 44)	41

Jordan Schakel (Guard)

Free Throw Percentage (No. 31)938
--------------------------------------	------

AZTECS IN THE MOUNTAIN WEST (through games of Dec. 19)

TEAM RANKINGS

Scoring Offense (No. 5)	73.33/g
Scoring Defense (No. 2)	59.5/g
Scoring Margin (No. 4)	+13.83/g
Field Goal Percentage (No. 6)430
Field Goal Percentage Defense (No. 5)390
Three-Point Field Goals Made (No. 3)	8.67/g
Three-Point Field Goal Percentage (No. 8)340
Three-Point Field Goal Percentage Defense (No. 7)322
Free Throw Percentage (No. 3)724
Rebounding Offense (No. 8)	35.50/g
Rebounding Defense (No. 3)	34.00/g
Rebounding Margin (No. 6)	+1.50/g
Offensive Rebounds per Game (No. 5)	10.33/g
Defensive Rebounds per Game (No. 9)	25.17/g
Assists (No. 5)	13.67/g
Assist-to-Turnover Ratio (No. 3)	1.19:1
Turnover Margin (No. 2)	+5.67/g
Steals (No. 2)	9.67/g
Blocked Shots (No. 8)	2.33/g

PLAYER RANKINGS

Aguek Arop (Forward)

Offensive Rebounds (No. 8)	2.60/g
----------------------------------	--------

Terrell Gomez (Guard)

Three-Point Field Goals Made (No. 15)	1.50/g
---	--------

Nathan Mensah (Forward)

Blocked Shots (No. 4)	1.50/g
Defensive Rebounds (No. 9)	5.00/g
Offensive Rebounds (No. 12)	2.17/g
Rebounding (No. 10)	7.17/g

Matt Mitchell (Forward)

Scoring (No. 6)	16.33/g
Steals (No. 9)	1.67/g
Three-Point Field Goals Made (No. 10)	1.67/g
Free Throw Percentage (No. 10)780

Trey Pulliam (Guard)

Assist-to-Turnover Ratio (No. 4)	2.33:1
Assists (No. 9)	3.50/g

Jordan Schakel (Guard)

Free Throw Percentage (No. 2)938
Three-Point Field Goals Made (No. 7)	2.33/g

Joshua Tomaic (Forward)

Steals (No. 15)	1.50/g
-----------------------	--------

MORE ABOUT THE 2019-20 CHAMPIONS

- San Diego State won the 2019-20 Mountain West Conference regular-season title by a record five games (the previous record was three games). The Aztecs five-game margin was the largest by any team in any conference last season.
- San Diego State clinched the outright regular-season title on Feb. 11, 2020. The Aztecs were the first team in the nation to clinch its regular-season title last season and became the first team in the nation to clinch its outright regular-season title with four games remaining since Steph Curry's Davidson team in 2007-08.
- San Diego State became the fourth team this century to clinch a regular season outright championship with four games to play.

Team	Year	Conference	Gms. Remaining when Clinched	Final Record	NCAA Result
San Diego State	2019-20	Mountain West	4	30-2	N/A
Davidson	2007-08	Southern	4	29-7	Elite Eight
Stanford	2003-04	Pac-10	4	30-2	Second Round
Cincinnati	1999-00	Conference USA	4	29-4	Second Round

San Diego State finished league play with the best Mountain West Conference record in league history.

Rk. Team	Season	MW Record	Pct.	Top Scorers
1. San Diego State	2019-20	17-1	.944	Malachi Flynn (17.6), Matt Mitchell (12.2), Yanni Weitzell (11.5)
2. Utah	2004-05	13-1	.929	Andrew Bogut (20.4), Marc Jackson (10.7)
3. San Diego State	2015-16	16-2	.889	Trey Kell (12.6), Jeremy Hemsley (12.0), W. Shepard (11.3)
San Diego State	2013-14	16-2	.889	Xavier Thames (17.6), Winston Shepard (11.6)

- San Diego State's 15-0 conference record was the best start for a Mountain West team in the history of the league.

HOME COURT ADVANTAGE

San Diego State has advanced to the NCAA tournament seven of the last 10 seasons in which a national championship has been crowned, and has an NIT national semifinalist appearance as well during that span. One reason for the success is that Viejas Arena is a very tough place for opponents. Since the start of the 2009-10 campaign, and entering this season, San Diego State has the 11th-highest winning percentage in the country, amassing a 161-22 home record, winning 88.0 percent of its home games during that span.

With the 2020-21 season underway here are a few of the categories to keep an eye on.

- In its last 187 home games, San Diego State has compiled a 164-23 mark, including a 80-10 record against non-conference competition at Viejas Arena.
- Since the start of the 2012-13 campaign, the Aztecs are 117-18 at home, including a 55-9 record in non-conference home contests during that stretch (44-7 against non-top 25 non-conference foes).
- The Aztecs are 51-10 in their last 61 non-conference home games.

MORE HOME COOKING

- San Diego State is 25-3 in its last 28 home games dating back to Jan. 1, 2019.
- San Diego State ended the 2019-20 season 14-1 at home, with an average scoring margin of +16.0. Of the 15 home games, 12 were decided by at least nine points. In SDSU's first four home games this season, its margin of victory has been 20.3 points.
- Last season's 13-game home court win streak, snapped on Feb. 22, 2020, was tied for the eighth-longest in school history and longest since the school-record 29-game win streak from Nov. 20, 2013 and ended Feb. 28, 2015.
- The Aztecs are 22-2 in its 24 Mountain West Conference home games since Jan. 24, 2018.
- San Diego State has never had an undefeated home season as a Division I program. The last time the Aztecs made it through the home portion of the schedule unscathed was 1966-67. That season, San Diego State went 16-0 at home en route to a 24-5 record. In the Division I era, SDSU has ended the home portion of its schedule with a single loss on seven occasions (1977-78, 2009-10, 2010-11, 2012-13, 2013-14, 2014-15 and 2019-20).

2020-21 SAN DIEGO STATE ALPHABETICAL ROSTER

Most Recent Division I Season

No.	Name	Pos.	Ht.	Wt.	Yr.	Exp.	PPG	RPG	APG	Hometown (High School/Previous School)
14	Cade Alger	F	6-9	190	RFr.	TR	--	--	--	Ripon, Calif. (Ripon Christian High/Seattle U)
33	Aguek Arop	F	6-6	220	Jr.	2L	3.0	2.2	0.3	Omaha, Neb. (Omaha South High)
21	Jared Barnett	G	6-1	145	So.	1L	0.3	0.0	0.2	Los Angeles, Calif. (Westchester High)
42	Triston Broughton	G	6-4	190	Fr.	HS	--	--	--	Ladera Ranch, Calif. (Tesoro High)
24	Tyler Broughton	G	6-4	190	Fr.	HS	--	--	--	Ladera Ranch, Calif. (Tesoro High)
5	Lamont Butler	G	6-2	200	Fr.	HS	--	--	--	Moreno Valley, Calif. (Riverside Poly High)
10	Keith Dinwiddie Jr.	G	6-0	185	Fr.	HS	--	--	--	Los Angeles, Calif. (Fairfax Senior High)
12	Che Evans	F	6-5	210	Fr.	HS	--	--	--	Philadelphia, Pa. (Neumann-Goretti High)
3	Terrell Gomez [^]	G	5-8	165	Sr.	TR	19.8	2.3	2.3	Los Angeles, Calif. (Middlebrooks Academy/CSUN)
0	Keshad Johnson	F	6-7	210	So.	1L	1.9	1.7	0.2	Oakland, Calif. (San Leandro High)
31	Nathan Mensah	F	6-10	230	Jr.	2L	6.4	6.4	0.3	Labadi, Accra, Ghana (Findlay Prep (Nev.))
11	Matt Mitchell	F	6-6	235	Sr.	3L	12.2	4.8	1.7	Riverside, Calif. (Roosevelt High)
32	Derek Morhar	G	6-5	165	Fr.	HS	--	--	--	Calabasas, Calif. (Calabasas High)
4	Trey Pulliam	G	6-3	180	Sr.	1L	3.3	1.9	1.9	Bryan, Texas (Consolidated High/Navarro College)
20	Jordan Schakel	G	6-6	200	Sr.	3L	10.0	3.4	0.6	Torrance, Calif. (Bishop Montgomery High)
2	Adam Seiko	G	6-3	210	Jr.	2L	2.9	1.0	0.6	Boston, Mass. (Sierra Canyon High (Calif.))
23	Joshua Tomiać	F	6-9	230	Sr.	TR	1.1	0.5	0.0	Lanzarote, Spain (Canarias Academy/University of Maryland)

[^] - Stats from the final full season of competition at previous Division I institution

2020-21 SAN DIEGO STATE NUMERICAL ROSTER

Most Recent Division I Season

No.	Name	Pos.	Ht.	Wt.	Yr.	Exp.	PPG	RPG	APG	Hometown (High School/Previous School)
0	Keshad Johnson	F	6-7	210	So.	1L	1.9	1.7	0.2	Oakland, Calif. (San Leandro HS)
2	Adam Seiko	G	6-3	210	Jr.	2L	2.9	1.0	0.6	Boston, Mass. (Sierra Canyon High (Calif.))
3	Terrell Gomez [^]	G	5-8	165	Sr.	TR	19.8	2.3	2.3	Los Angeles, Calif. (Middlebrooks Academy/CSUN)
4	Trey Pulliam	G	6-3	180	Sr.	1L	3.3	1.9	1.9	Byron, Texas (Consolidated High/Navarro College)
5	Lamont Butler	G	6-2	200	Fr.	HS	--	--	--	Moreno Valley, Calif. (Riverside Poly High)
10	Keith Dinwiddie Jr.	G	6-0	185	Fr.	HS	--	--	--	Los Angeles, Calif. (Fairfax Senior High)
11	Matt Mitchell	F	6-6	235	Sr.	3L	12.2	4.8	1.7	Riverside, Calif. (Roosevelt High)
12	Che Evans	F	6-5	210	Fr.	HS	--	--	--	Philadelphia, Pa. (Neumann-Goretti High)
14	Cade Alger	F	6-9	190	RFr.	TR	--	--	--	Ripon, Calif. (Ripon Christian High/Seattle U)
20	Jordan Schakel	G	6-6	200	Sr.	3L	10.0	3.4	0.6	Torrance, Calif. (Bishop Montgomery High)
21	Jared Barnett	G	6-1	145	So.	1L	0.3	0.0	0.2	Los Angeles, Calif. (Westchester High)
23	Joshua Tomiać	F	6-9	230	Sr.	TR	1.1	0.5	0.0	Lanzarote, Canary Islands, Spain (Canarias Academy/Maryland)
24	Tyler Broughton	G	6-4	190	Fr.	HS	--	--	--	Ladera Ranch, Calif. (Tesoro High)
31	Nathan Mensah	F	6-10	230	Jr.	2L	6.4	6.4	0.3	Labadi, Accra, Ghana (Findlay Prep (Nev.))
32	Derek Morhar	G	6-5	165	Fr.	HS	--	--	--	Calabasas, Calif. (Calabasas High)
33	Aguek Arop	F	6-6	220	Jr.	2L	3.0	2.2	0.3	Omaha, Neb. (Omaha South High)
42	Triston Broughton	G	6-4	190	Fr.	HS	--	--	--	Ladera Ranch, Calif. (Tesoro High)

[^] - Stats from the final full season of competition at previous Division I institution

Head Coach:

Brian Dutcher (Minnesota, 1982), Fourth Season (22nd Season Overall at SDSU)

Assistant Coaches:

David Velasquez (San Diego State, 2007), Eighth Season (19th Season Overall at SDSU)

Chris Acker (Chaminade, 2004), Second Season (Second Season Overall at SDSU)

Jay Morris (Cal State Dominguez Hills, 2010), Third Season (Third Season Overall at SDSU)

Assistant to the Head Coach:

Mark Fisher (Michigan, 2001), Eighth Season (19th Season Overall at SDSU)

Assistant A.D. - Director of Operations:

Matt Soria (San Diego State, 2002), 14th Season (21st Season Overall at SDSU)

Director of Player Development:

JD Pollock (Kennesaw State, 2009), Fourth Season (Fourth Season Overall at SDSU)

PRONUNCIATIONS

Cade Alger
AL-jer (like Alger Hiss)

Keith Dinwiddie
DIN-wid-ee

Keshad Johnson
KEY-shawd

Trey Pulliam
tray pull-EE-um

Joshua Tomiać
toe-MY-itch

Aguek Arop
uh-GWUK uh-ROPE

Che Evans
shay

Nathan Mensah
MEN-suh

Jordan Schakel
SHACK-ull

Triston & Tyler Broughton
BROUGHT-in

Terrell Gomez
TUH-rel

Derek Morhar
MORE-har

Adam Seiko
SAY-ko

SDSU BROADCAST ROSTER

San Diego State vs. Saint Mary's College | Mott Athletics Center | San Luis Obispo, Calif. | Dec. 22, 2020



0

Keshad Johnson

Forward
6-7, 210, Sophomore - 1L
Oakland, Calif.
San Leandro High

PPG: 5.2 RPG: 2.8 APG: 0.8
FG%: 50.0 3FG%: 42.9 FT%: 50.0




2

Adam Seiko

Guard
6-3, 210, Junior - 2L
Boston, Mass.
Sierra Canyon High (Calif.)

PPG: 2.8 RPG: 2.8 APG: 1.2
FG%: 26.7 3FG%: 27.3 FT%: 75.0



3

Terrell Gomez

Guard
5-8, 165, Senior - TR
Los Angeles, Calif.
Middlebrooks Academy/CSUN

PPG: 6.8 RPG: 1.2 APG: 2.0
FG%: 38.9 3FG%: 36.0 FT%: 100



4

Trey Pulliam

Guard
6-3, 180, Senior - 1L
Bryan, Texas
Consolidated High/Navarro College

PPG: 5.8 RPG: 2.5 APG: 4.2
FG%: 36.8 3FG%: 30.0 FT%: 50.0



5

Lamont Butler

Guard
6-2, 200, Freshman - HS
Moreno Valley, Calif.
Riverside Poly High

PPG: 2.2 RPG: 1.0 APG: 0.8
FG%: 36.4 3FG%: 33.3 FT%: 100



10

Keith Dinwiddie Jr.

Guard
6-0, 185, Freshman - HS
Los Angeles, Calif.
Fairfax Senior High

PPG: 9.0 RPG: 0.5 APG: 0.0
FG%: 46.2 3FG%: 54.5 FT%: 00.0



11

Matt Mitchell

Forward
6-6, 235, Senior - 3L
Riverside, Calif.
Roosevelt High

PPG: 16.3 RPG: 3.8 APG: 1.8
FG%: 45.2 3FG%: 34.5 FT%: 78.0




12

Che Evans

Forward
6-5, 210, Freshman - HS
Philadelphia, Pa.
Neumann-Goretti High

PPG: 1.0 RPG: 0.5 APG: 0.0
FG%: 25.0 3FG%: 00.0 FT%: 00.0



14

Cade Alger

Forward
6-9, 190, Redshirt Freshman - TR
Ripon, Calif.
Ripon Christian High/Seattle U

PPG: 0.0 RPG: 0.0 APG: 0.0
FG%: 00.0 3FG%: 00.0 FT%: 00.0



20

Jordan Schakel

Forward
6-6, 200, Senior - 3L
Torrance, Calif.
Bishop Montgomery High

PPG: 13.2 RPG: 3.7 APG: 0.5
FG%: 42.4 3FG%: 38.9 FT%: 93.8



21

Jared Barnett

Guard
6-1, 145, Sophomore - SQ
Los Angeles, Calif.
Westchester High

PPG: 0.0 RPG: 0.5 APG: 0.5
FG%: 00.0 3FG%: 00.0 FT%: 00.0



23

Joshua Tomaic

Forward
6-9, 230, Senior - TR
Lanzarote, Canary Islands, Spain
Canarias Academy/Maryland

PPG: 5.0 RPG: 3.2 APG: 1.0
FG%: 56.5 3FG%: 22.2 FT%: 66.7




24

Tyler Broughton

Guard
6-4, 190, Freshman - HS
Ladera Ranch, Calif.
Tesoro High

PPG: 0.0 RPG: 0.0 APG: 0.0
FG%: 00.0 3FG%: 00.0 FT%: 00.0



31

Nathan Mensah

Forward
6-10, 230, Junior - 2L
Labadi, Accra, Ghana
Findley Prep (Nev.)

PPG: 8.8 RPG: 7.2 APG: 0.7
FG%: 55.6 3FG%: 00.0 FT%: 72.2



32

Derek Morhar

Guard
6-5, 165, Freshman - HS
Calabasas, Calif.
Calabasas High

PPG: 0.0 RPG: 0.0 APG: 0.0
FG%: 00.0 3FG%: 00.0 FT%: 00.0



33

Aguek Arop

Forward
6-6, 220, Junior - 2L
Omaha, Neb.
Omaha South High

PPG: 5.6 RPG: 4.4 APG: 1.6
FG%: 35.7 3FG%: 14.3 FT%: 46.7



42

Triston Broughton

Guard
6-4, 190, Freshman - HS
Ladera Ranch, Calif.
Tesoro High

PPG: 0.0 RPG: 0.0 APG: 0.0
FG%: 00.0 3FG%: 00.0 FT%: 00.0



Head Coach

Brian Dutcher

4th season (78-27, 39-15 MW)
2019-20 Honors
USA Today National Coach of the Year
NABC Division I District 17 Coach of the Year
USBWA District IX Coach of the Year
MW Coach of the Year (coaches & media)
Naismith Coach of the Year Finalist



BRIAN DUTCHER

Head Coach

Fourth Season • 22nd Season Overall at SDSU • Minnesota, 1982

Brian Dutcher enters his fourth season as San Diego State head coach after three years in which he led the Aztecs to three Mountain West title games, its conference-record 11th and 12th Mountain West crowns and back to the NCAA tournament for the first time since 2015. He is the only coach in the 99-year history of San Diego State men's basketball to win at least 20 games in each of his first three seasons at the helm of the program, and over the summer signed a contract extension which will keep him on The Mesa through the 2025-26 season.

In 2019-20 his squad ripped off a program-record 26 straight wins to open the season and peaked, for eight weeks, at a No. 4 ranking in both the Associated Press and USA Today Coaches top-25 polls, before finishing the regular season at No. 6. The Aztecs went 30-2 on the year, including 17-1 in Mountain West play and Dutcher earned *USA Today* National Coach of the Year, Mountain West Coach of the Year (in both the coaches and media polls), National Association of Basketball Coaches (NABC) Division I District 17 Coach of the Year and United States Basketball Writers Association (USBWA) District IX Coach of the Year. In addition, he was one of five finalists for the 2020 Werner Ladder Naismith Men's College Coach of the Year Award.

In program history, his team's 30 wins in 2019-20 are the third most in a season and its two defeats are the fewest. SDSU's 17 wins in conference play are the most in program history, and its one loss is the fewest in the Aztecs' Division I era and equals the fewest since 1926-27, when it moved from junior college competition to the National Association of Intercollegiate Athletics (NAIA). San Diego State opened the 2019-20 league slate with a 15-game winning streak which set a new Mountain West record.

Led by junior guard and consensus All-American Malachi Flynn, the team won the Continental Tires Las Vegas Invitational with a blow out victory over Creighton and a 16-point comeback win against Iowa in the championship game. A month later, the Aztecs handed Utah a 28-point drubbing in the Basketball Hall of Fame Classic three days after the Utes defeated then No. 6 Kentucky.

In addition to Flynn, forwards Matt Mitchell and Yanni Wetzell and guard KJ Feagin, were recognized by the MW in its postseason awards as well as numerous national outlets.

With the expected return for the postseason of forward Nathan Mensah, who had been sidelined for the final 19 games of the year, San Diego State was poised for a deep run in the NCAA Tournament. The Aztecs were projected to be either a No. 1 or No. 2 seed and some felt were a Final Four team, but the coronavirus pandemic put an end to the postseason and fans were left to wonder what could have been.

In 2017-18, his inaugural season as Aztecs head coach, Dutcher was the only Division I head coach to guide his team to the NCAA Tournament after going 22-10 in the regular season, including winning the 2018 Mountain West Tournament championship.

Dutcher, who took the helm of the program following Steve Fisher's retirement announcement on April 11, 2017, was on The Mesa for all 18 of Fisher's seasons. He held the title of associate head coach/head coach in waiting for the six years prior to his ascension to the top job and is the 15th head coach in the program's history.

Over the course of his 21 years at San Diego State, Dutcher has helped the Aztecs reach the postseason 14 times, including nine trips to the NCAA tournament, win a conference-best 12 Mountain West titles and record 15 seasons of at least 20 victories.

Since 2008-09, Dutcher and SDSU twice advanced to the NCAA Sweet 16 (2011, 2014) and NIT semifinal round (2009, 2016), won at least 25 games eight times and captured nine MW championships (six regular season, three tournament).

Dutcher arrived at San Diego State shortly after Fisher was hired on March 26, 1999. In his first year in "America's Finest City," the Aztecs won only five games, but improved upon their win total from the season before. After that, San Diego State posted a 14-14 record in 2000-01, before winning the 2002 MW Championship, earning an NCAA tournament bid, and finishing with a 21-12 record. The 2002-03 campaign saw SDSU receive an NIT invitation, which culminated in the program's first Division I postseason victory.

After helping attract the program's first McDonald's All-American to the 2002-03 squad, Dutcher assisted in securing the signatures of future starters and all-league performers Brandon Heath and Marcus Slaughter. The duo started their first two seasons on The Mesa, leading to the 2005-06 campaign that produced the school's first MW regular-season and tournament title sweep.

The Aztecs advanced to the NCAA tournament and ultimately won a then-school-record 24 games. That appearance led to a string of 10 consecutive postseason berths.

From the 2006-07 campaign through 2008-09, San Diego State registered 20 or more wins and went to three straight NITs. In 2009, the Aztecs advanced to the NIT semifinals and broke the previous school record with 26 victories. That run to the 2009 NIT semifinals was a springboard to the most successful run in SDSU basketball history. Led by future NBA first-round draft pick and two-time NBA champion Kawhi Leonard, the 2009-10 Aztecs won the MW Championship, advanced to the NCAA tournament and fell four points shy of moving on to the second round before finishing with a 25-9 record.

The NCAA experience from the 2009-10 squad proved fruitful in 2010-11, when it returned all five starters, including Leonard, and freshman Jamaal Franklin, who would turn out to be a future MW Player of the Year and NBA draft selection. With Dutcher on staff, SDSU won its first 20 games of the year, shared the MW regular-season title, and captured the MW tournament crown. The Aztecs moved on to the NCAA tournament as a No. 2 seed and won the program's first Division I NCAA tournament game. San Diego State, which was ranked as high as No. 4 and received first-place votes at one point in the season, advanced to the Sweet 16 and fell to the eventual national champion, finishing with a school-record 34 wins, a mark that still stands today. The Aztecs' also found themselves in the final top-25 polls, ranking sixth in the AP and 11th in the USA Today Coaches Poll. Five months after SDSU's record-setting 2010-11 campaign, the University elevated Dutcher to associate head coach/head coach in waiting.

In his first season with his new title, Dutcher and the Aztecs advanced to the 2012 NCAA tournament as an

at-large team and recorded 26 wins. The next season, San Diego State was again an at-large selection to the NCAA tournament, moved on to the round of 32 for the second time in three years and finished with 23 victories.

Another NCAA Sweet 16 run was in the cards in Dutcher's third season as the head coach in waiting. The Aztecs opened the campaign by winning 21 of their first 22 games, including 20 in a row at one point, and were led by seniors Xavier Thames, who would become an NBA draft pick, and Josh Davis. SDSU won the program's second outright Mountain West regular-season title and later swept through two games in Spokane, Washington, to secure its second Sweet 16 appearance in four seasons. San Diego State compiled 31 wins and finished the season ranked 13th in the AP and 12th in the Coaches after rising to as high as fifth nationally in both polls.

The 2014-15 campaign saw the Aztecs spend their fifth straight season in the top 25. In the process of winning 27 games, San Diego State grabbed its second straight MW regular-season crown and earned an at-large invitation to the NCAA tournament where they defeated St. John's in the round of 64. One season later, the Aztecs found themselves in the NIT after winning the MW by three games with a 16-2 record. Nevertheless, San Diego State won three games and qualified for the NIT national semifinals, eventually logging 28 victories.

SDSU completed the 2016-17 slate with a 19-14 record despite experiencing a rash of injuries. The 2016 Hawaiian Airlines Diamond Head Classic champions entered 2017-18 as one of 12 teams to have won at least 19 games in 12 consecutive seasons, which was a sign of things to come in Dutcher's first year.

Dutcher's first roster as head coach featured a pair of seniors that had won multiple Mountain West titles and owned NCAA tournament experience in Trey Kell and Malik Pope.

Prior to coming to SDSU, Dutcher spent 10 seasons on Steve Fisher's bench at Michigan, where the program reached the postseason each year and participated in the NCAA Tournament eight times, including three trips to the Final Four and the championship game including a national championship in 1989.

Brian Dutcher Year-By-Year (Division I Only)

Year	School (Position)	Overall		Conference		Postseason; Championships
		W-L	Pct.	W-L	Pct.	
1988-89	Michigan (AC)	30-7	.811	12-6	.667	NCAA Champions
1989-90	Michigan (AC)	23-8	.742	12-6	.667	NCAA 2nd Round
1990-91	Michigan (AC)	14-15	.483	7-11	.389	NIT 1st Round
1991-92	Michigan (AC)	25-9	.735	11-7	.611	NCAA Runner-Up
1992-93	Michigan (AC)	31-5	.861	15-3	.833	NCAA Runner-Up
1993-94	Michigan (AC)	24-8	.750	13-5	.722	NCAA Regional Finalist
1994-95	Michigan (AC)	17-14	.548	11-7	.611	NCAA 1st Round
1995-96	Michigan (AC)	20-12	.625	10-8	.556	NCAA 1st Round
1996-97	Michigan (AC)	24-11	.686	9-9	.500	NIT Champions
1997-98	Michigan (AC)	25-9	.735	11-5	.688	NCAA 2nd Round; Big 10 Tournament
10 Seasons at UM		233-98	.704	111-67	.624	8 NCAAAs, 10 Postseason Appearances

Year	School (Position)	Overall		Conference		Postseason; Championships
		W-L	Pct.	W-L	Pct.	
1999-00	SDSU (Asst. HC)	5-23	.179	0-14	.000	
2000-01	SDSU (Asst. HC)	14-14	.500	4-10	.286	
2001-02	SDSU (Asst. HC)	21-12	.636	7-7	.500	NCAA 1st round; MW Tournament
2002-03	SDSU (Asst. HC)	16-14	.533	6-8	.429	NIT second round
2003-04	SDSU (Asst. HC)	14-16	.467	5-9	.357	
2004-05	SDSU (Asst. HC)	11-18	.379	4-10	.286	
2005-06	SDSU (Asst. HC)	24-9	.727	13-3	.813	NCAA 1st Round; MW RS, Tournament
2006-07	SDSU (Asst. HC)	22-11	.667	10-6	.625	NIT 2nd Round
2007-08	SDSU (Asst. HC)	20-13	.606	9-7	.563	NIT 1st Round
2008-09	SDSU (Asst. HC)	26-10	.722	11-5	.688	NIT Semifinals
2009-10	SDSU (Asst. HC)	25-9	.735	11-5	.688	NCAA 1st Round; MW Tournament
2010-11	SDSU (Asst. HC)	34-3	.919	14-2	.875	NCAA Sweet 16; MW RS, Tournament
2011-12	SDSU (HCIW)	26-8	.765	10-4	.714	NCAA 2nd Round; MW RS
2012-13	SDSU (HCIW)	23-11	.676	9-7	.563	NCAA 3rd Round
2013-14	SDSU (HCIW)	31-5	.861	16-2	.889	NCAA Sweet 16; MW RS
2014-15	SDSU (HCIW)	27-9	.750	14-4	.778	NCAA 3rd Round; MW Co-RS
2015-16	SDSU (HCIW)	28-10	.737	16-2	.889	NIT Semifinals; MW RS
2016-17	SDSU (HCIW)	19-14	.576	9-9	.500	
2017-18	SDSU (HC)	22-11	.667	11-7	.611	NCAA 1st Round; MW Tournament
2018-19	SDSU (HC)	21-13	.617	11-7	.611	
2019-20	SDSU (HC)	30-2	.966	17-1	.944	MW Regular Season (postseason canceled)
2020-21	SDSU (HC)	5-1	.833	0-0	.000	
22nd Season at SDSU		464-236	.663	207-129	.616	9 NCAAAs, 14 Postseason Appearances

31st Season Career Totals	Overall		Conference		Postseason
	W-L	Pct.	W-L	Pct.	
	697-334	.676	318-196	.619	17 NCAAAs, 24 Postseason Appearances

SEASON/CAREER HIGHS

Points

Season	14 vs. UC Irvine (11/27/20)
Career	14 vs. UC Irvine (11/27/20)

Rebounds

Season	5 vs. St. Katherine (12/2/20)
Career	10 vs. Texas Southern (11/5/19)

Assists

Season	2 vs. St. Katherine (12/2/20)
	2 vs. UCLA (11/25/20)
Career	2 vs. St. Katherine (12/2/20)
	2 vs. UCLA (11/25/20)
	2 vs. Cal Poly (12/28/19)

Field Goals

Season	4 vs. St. Katherine (12/2/20)
	4 vs. UC Irvine (11/27/20)
Career	4 vs. St. Katherine (12/2/20)
	4 vs. UC Irvine (11/27/20)

Field Goals Attempted

Season	8 vs. UC Irvine (11/27/20)
Career	12 vs. Texas Southern (11/5/19)

Three-Point Field Goals

Season	3 vs. UC Irvine (11/27/20)
Career	3 vs. UC Irvine (11/27/20)

Three-Point FG Attempted

Season	5 vs. UC Irvine (11/27/20)
Career	7 vs. Texas Southern (11/5/19)

Free Throws

Season	3 vs. UC Irvine (11/27/20)
Career	3 vs. UC Irvine (11/27/20)
	3 vs. San Diego Christian (12/18/19)

Free Throws Attempted

Season	5 vs. Pepperdine (12/6/20)
Career	5 vs. Pepperdine (12/6/20)

Steals

Season	1 vs. UC Irvine (11/27/20)
Career	3 vs. Texas Southern (11/5/19)

Blocked Shots

Season	1 vs. St. Katherine (12/2/20)
	1 vs. UCLA (11/25/20)
Career	1 vs. St. Katherine (12/2/20)
	1 vs. UCLA (11/25/20)
	1 vs. Texas Southern (11/5/19)

Minutes Played

Season	19:28 vs. St. Katherine (12/2/20)
Career	21 vs. San Diego Christian (12/18/19)



0 • KESHAD JOHNSON

FORWARD • 6-7 • 210 • SOPHOMORE - 1L
OAKLAND, CALIF. (SAN LEANDRO HIGH)

Quick Hits

- Pronounced KEY-shawd
- A four-star prospect (ESPN) and one of the top-25 high school players in the state of California in his senior season.
- As a senior led his team with 14.4 points, 8.0 rebounds, 3.0 assists, 2.3 blocks, 1.9 steals with nine double doubles.
- As a junior at Envision Academy in Oakland, Calif., he averaged 24.0 points, 12.4 rebounds, 4.2 blocks, 3.4 assists and 2.8 steals while leading the team to the CIF Boys Basketball Division V playoffs.
- Is undefeated in his college career in games in which he has appeared (20-0).

Season Highlights

- Grabbed three rebs., had two steals, a block and two points vs. No. 22/21 UCLA (11/25).
- Scored a career-best 14 pts, including 3 three-pters vs. UC Irvine (11/27) to lead the team in scoring.
- Versus St. Katherine (12/2) equaled career-bests with four FGs and two assists, and set a season-high with five rebounds.
- Attempted a career-high five FTs vs. Pepperdine (12/6).

Trending

- Has nearly tripled point production from last year (1.9/g) to this year (5.2/g).
- Has increased his percentages on all shooting categories from last year to this year.

2020-21 GAME-BY-GAME STATISTICS

Opponent	GS	MP	FG	3FG	FT	O-D-R	PF	TP	A	TO	S	B
UCLA	13	1-2	0-0	0-0	2-1-3	0	2	2	0	0	1	0
UC Irvine	17	4-8	3-5	3-4	2-2-4	0	14	0	1	1	0	0
St. Katherine	19	4-6	0-2	1-1	1-4-5	1	9	2	1	0	1	0
Pepperdine	5	0-0	0-0	1-5	0-0-0	0	1	0	0	0	0	0
at Arizona State	DNT											
BYU	9	0-2	0-0	0-0	2-0-2	0	0	0	0	0	0	0
vs. Saint Mary's												
at UNLV												
at UNLV												
Nevada												
Nevada												
at Utah State												
at Utah State												
at Air Force												
at Air Force												
Wyoming												
Wyoming												
at New Mexico												
at New Mexico												
San Jose State												
San Jose State												
at Fresno State												
at Fresno State												
Boise State												
Boise State												
Colorado State (Postponed)												
Colorado State (Postponed)												

MISCELLANEOUS STATS/SAN DIEGO STATE RECORD

Category	2020-21 Season		Career	
	Games	SDSU W/L	Games	SDSU W/L
Double-Figure Scoring	1	1-0	1	1-0
15-Point Games	0	0-0	0	0-0
Led SDSU in Scoring	0	0-0	0	0-0
Led SDSU in Rebounding	0	0-0	0	0-0
Led SDSU in Assists	0	0-0	0	0-0
Multiple Steals	0	0-0	2	2-0
One Turnover or Less	5	4-1	22	21-1

Consecutive Games	Current	Long
Consecutive Games Played	1	5
Scoring A Point	-	3
One Turnover or Less	22	22*

* - Denotes an active streak

JOHNSON CAREER STATISTICS

Year	G-GS	Min.-Avg.	FG-FGA	Pct.	3P-3PA	Pct.	FT-FTA	Pct.	OR	DR	Reb	Avg.	PF-D	AT	TO	BS	ST	Pts	Avg.
19-20	18-0	107-5.9	12-34	.353	4-18	.222	6-16	.375	12	18	30	1.7	12-0	4	8	1	5	34	1.9
20-21	5-0	62-12.4	9-18	.500	3-7	.429	5-10	.500	7	7	14	2.8	1-0	4	2	2	1	26	5.2
TOTAL	23-0	169-7.3	21-52	.404	7-25	.280	11-26	.423	19	25	44	1.9	13-0	8	10	3	6	60	2.6

SEASON/CAREER HIGHS

Points

Season	6 vs. Brigham Young (12/18/20)
	6 vs. Pepperdine (12/6/20)
Career	13 vs. CS Dominguez Hills (12/12/18)

Rebounds

Season	4 vs. Pepperdine (12/6/20)
	4 vs. St. Katherine (12/2/20)
Career	5 vs. CS Dominguez Hills (12/12/18)

Assists

Season	2 vs. Pepperdine (12/6/20)
	2 vs. UC Irvine (11/27/20)
Career	3 vs. Air Force (3/5/20)

Field Goals

Season	2 vs. Brigham Young (12/18/20)
Career	3 at New Mexico (1/29/20)
	3 vs. Utah (12/21/19)
	3 vs. San Diego Christian (12/18/19)
	3 vs. Tennessee State (11/25/19)
	3 vs. CS Dominguez Hills (12/12/18)

Field Goals Attempted

Season	4 vs. St. Katherine (12/2/20)
	4 vs. UC Irvine (11/27/20)
Career	6 at New Mexico (1/29/20)
	6 vs. San Diego Christian (12/18/19)

Three-Point Field Goals

Season	2 vs. Brigham Young (12/18/20)
Career	3 vs. Tennessee State (11/25/19)
	3 vs. CS Dominguez Hills (12/12/18)

Three-Point FG Attempted

Season	3 vs. Brigham Young (12/18/20)
	3 vs. St. Katherine (12/2/20)
Career	5 at New Mexico (1/29/20)

Free Throws

Season	6 vs. Pepperdine (12/6/20)
Career	6 vs. Pepperdine (12/6/20)

Free Throws Attempted

Season	8 vs. Pepperdine (12/6/20)
Career	8 vs. Pepperdine (12/6/20)

Steals

Season	2 vs. Brigham Young (12/18/20)
	2 vs. Pepperdine (12/6/20)
	2 vs. St. Katherine (12/2/20)
Career	3 vs. Jackson State (11/27/18)

Blocked Shots

Season	
Career	1 at New Mexico (2/5/19)
	1 at San José State (2/2/19)

Minutes Played

Season	20:38 at Arizona State (12-10-20)
Career	23 at Boise State (1/5/19)
	23 vs. CS Dominguez Hills (12/12/18)



2 • ADAM SEIKO

GUARD • 6-3 • 210 • JUNIOR - 2L
BOSTON, MASS. (SIERRA CANYON HIGH (CALIF.))

Rankings

- **SDSU SINGLE SEASON - No. 29 - Victories (27 in 2019-20)**

Quick Hits

- Pronounced SAY-co.
- One of the team's top on-ball defenders.
- Can play both point and shooting guard.
- After redshirting in 2017-18, has appeared in 61-of-64 games in the past two seasons.
- Entering 2020-21, 34-of-45 career buckets (75.5 percent) have been from distance and 87-of-105 shots (82.9 percent) have come from beyond the three-point line.
- Entering 2020-21 has averaged 1.2:1 assist-to-turnover ratio and 1.5 turnovers per 40 minutes played.

Season Highlights

- In the opener against No. 22/21 UCLA (11/25) recored the 57th game in his 62 game career with one turnover or less.
- Hit his first bucket of the season, a three, vs. UC Irvine (11/27).
- Snatched a season-high four rebounds vs. St. Katherine (12/2).
- In a season-high 19:44 vs. Pepperdine (12/6), set career-bests in FT (6) & FTA (8), scoring a season-high six points.
- Played a season-high 20:38 at Arizona State (12/10) & for the fifth time in five games grabbed multiple rebounds.
- Versus Brigham Young (12/18), knocked down multiple buckets (two 3-ptrs) for the first time this year.

Trending

- Has a 2.33:1 assist-to-turnover ratio in 2020-21, compared to 1.2:1 in his previous two seasons.

2020-21 GAME-BY-GAME STATISTICS

Opponent	GS	MP	FG	3FG	FT	O-D-R	PF	TP	A	TO	S	B
UCLA	17	0-1	0-1	0-0	0-3-3	1	0	1	0	0	0	0
UC Irvine	12	1-4	1-2	0-0	2-0-2	3	3	2	1	1	0	0
St. Katherine	16	0-4	0-3	0-0	0-4-4	0	0	1	1	2	0	0
Pepperdine	20	0-1	0-1	6-8	0-4-4	3	6	2	1	2	0	0
at Arizona State	21	1-2	0-1	0-0	1-2-3	0	2	1	0	0	0	0
BYU	16	2-3	2-3	0-0	0-1-1	1	6	0	0	2	0	0

vs. Saint Mary's	
at UNLV	
at UNLV	
Nevada	
Nevada	
at Utah State	
at Utah State	
at Air Force	
at Air Force	
Wyoming	
Wyoming	
at New Mexico	
at New Mexico	
San Jose State	
San Jose State	
at Fresno State	
at Fresno State	
Boise State	
Boise State	
Colorado State (Postponed)	
Colorado State (Postponed)	

MISCELLANEOUS STATS/SAN DIEGO STATE RECORD

	2020-21		Career	
	Games	SDSU W/L	Games	SDSU W/L
Double-Figure Scoring	0	0-0	1	1-0
15-Point Games	0	0-0	0	0-0
Led SDSU in Scoring	0	0-0	0	0-0
Led SDSU in Rebounding	0	0-0	0	0-0
Led SDSU in Assists	1	1-0	1	1-0
Multiple Steals	3	2-1	6	5-1
One Turnover or Less	6	5-1	62	47-15

Consecutive Games	Current	Long
Consecutive Games Played	10	23
Scoring A Point	3	4
One Turnover or Less	12	22

* - Denotes an active streak

SEIKO CAREER STATISTICS

Year	G-GS	Min.-Avg.	FG-FGA	Pct.	3P-3PA	Pct.	FT-FTA	Pct.	OR	DR	Reb	Avg.	PF-D	AT	TO	BS	ST	Pts	Avg.
18-19	32-0	389-12.2	17-40	.425	14-33	.424	21-28	.750	3	28	31	1.0	27-0	20	19	1	9	69	2.2
19-20	29-0	359-12.4	28-65	.431	20-54	.370	7-9	.778	4	26	30	1.0	27-0	16	10	0	10	83	2.9
20-21	6-0	104-17.3	4-15	.267	3-11	.273	6-8	.750	3	14	17	2.8	8-0	7	3	0	7	17	2.8
TOTAL	67-0	852-12.7	49-120	.408	37-98	.378	34-45	.756	10	68	78	1.2	62-0	43	32	1	26	169	2.5

SEASON/CAREER HIGHS

Points

Season	13 vs. St. Katherine (12/2/20)
Career	33 vs. Pepperdine (11/12/19)*

Rebounds

Season	3 vs. Pepperdine (12/6/20)
	3 vs. St. Katherine (12/2/20)
Career	6 vs. UC Irvine (2/22/20)*
	6 vs. Colgate (11/24/19)*
	6 at UC Irvine (3/9/19)*
	6 vs. Hawai'i (1/6/18)*

Assists

Season	4 at Arizona State (12/10/20)
Career	10 vs. UC Davis (2/1/18)*

Field Goals

Season	5 vs. St. Katherine (12/2/20)
Career	11 at Green Bay (11/25/19)*
	11 at Hawai'i (3/2/19)*
	11 at UC Riverside (1/9/19)*
	11 vs. Morgan State (12/29/18)*

Field Goals Attempted

Season	7 vs. Pepperdine (12/6/20)
	7 vs. St. Katherine (12/2/20)
	7 vs. UCLA (11/25/20)
Career	23 at Auburn (11/25/19)*
	23 at Utah Valley (3/19/19)*

Three-Point Field Goals

Season	3 vs. St. Katherine (12/2/20)
Career	7 vs. Fresno State (11/30/19)*
	7 vs. Pepperdine (11/12/19)*
	7 vs. Hawai'i (1/17/19)*

Three-Point FG Attempted

Season	5 vs. Pepperdine (12/6/20)
	5 vs. St. Katherine (12/2/20)
	5 vs. UC Irvine (11/27/20)
Career	14 vs. Fresno State (11/30/19)*
	14 at Utah Valley (3/19/19)*

Free Throws

Season	2 vs. UC Irvine (11/27/20)
	2 vs. UCLA (11/25/20)
Career	8 vs. Cal Poly (1/11/20)*
	8 at Portland (12/4/19)*
	8 vs. Cal State Fullerton (2/16/19)*
	8 vs. Cal Poly (2/2/19)*

Free Throws Attempted

Season	2 vs. UC Irvine (11/27/20)
	2 vs. UCLA (11/25/20)
Career	10 at Portland (12/4/19)*

Steals

Season	2 vs. UC Irvine (11/27/20)
Career	4 at Portland (12/4/19)*
	4 at San Diego (12/9/18)*

Blocked Shots

Season	
Career	

Minutes Played

Season	25:02 at Arizona State (12/10/20)
Career	43 vs. UC Davis (2/23/19)*
	43 at Cal Poly (1/12/19)*
	43 vs. Yale (1/5/19)*

*-at CSUN



3 • TERRELL GOMEZ

GUARD • 5-8 • 165 • SENIOR - TR

LOS ANGELES, CALIF. (MIDDLEBROOKS ACADEMY/CSUN)

2019-20 first-team All-Big West, 2018-19 first-team All-Big West, 2017-18 Big West Freshman of the Year

Rankings

- **MW - No. 15 - Three-Point FGM (1.5/g)**

Quick Hits

- Pronounced TUH-rell (like former NFL player Terrell Davis, NOT Terrell Owens)
- A starter in all 96 career games entering the 2020-21 season.
- Led the nation in free throw percentage (.948) in 2019-20.
- Begins 2020-21, 363 points from 2,000 for his college career.
- One of the premier scorers in the nation.

Season Highlights

- In the 97th game of his collegiate career, picked up first win vs. a ranked team (No. 22/21 UCLA) & it was also the first time in college he was not a starter.
- Versus UCLA (11/25) reached double figure scoring for the 64th time in the last 67 games.
- Knocked down 2 three-pters vs. UC Irvine (11/27) & has multiple threes in 83-of-98 career games.
- Made his first start as an Aztec vs. St. Katherine (12/2).
- Scored a season-high 13 points vs. St. Katherine (12/2), where he also had season-bests in FGs (5), 3FGs (3) and rebounds (3).
- Appeared in the 100th game of his college career vs. Pepperdine (12/6), where he led the team in assists (3).
- Led the team with four assists at Arizona State (12/10).

Trending

- Since the start of the 1996-97 season, is the second player in college basketball to have made at least 300 treys, shot at least .437 from the bonus distance and done so in less than 100 games (John Jenkins, Vanderbilt).
- Is one of four player since the start of the 1996-97 season to have a FT percentage of at least .892 & to have hit 300 threes in his college career.
- One of only two active players to have made 302 three pointers (309 - Jhivvan Jackson, UTSA).
- Has appeared in every game of his college career (102).
- Among active players, his 1,678-career points rank 10th overall and his .892 free throw percentage is the best in the nation.

2020-21 GAME-BY-GAME STATISTICS

Opponent	GS	MP	FG	3FG	FT	O-D-R	PF	TP	A	TO	S	B
UCLA	20	3-7	2-4	2-2	0-1-1	1	10	2	3	1	0	
UC Irvine	16	2-5	2-5	2-2	0-0-0	0	8	1	1	2	0	
St. Katherine	* 23	5-7	3-5	0-0	0-3-3	3	13	2	3	1	0	
Pepperdine	22	1-7	0-5	0-0	0-3-3	1	2	3	0	0	0	
at Arizona State	25	2-5	2-4	0-0	0-0-0	2	6	4	1	0	0	
BYU	15	1-5	0-2	0-0	0-0-0	1	2	0	1	1	0	

vs. Saint Mary's
at UNLV
at UNLV
Nevada
Nevada
at Utah State
at Utah State
at Air Force
at Air Force
Wyoming
Wyoming
at New Mexico
at New Mexico
San Jose State
San Jose State
at Fresno State
at Fresno State
Boise State
Boise State
Colorado State (Postponed)
Colorado State (Postponed)

MISCELLANEOUS STATS/CSUN & SAN DIEGO STATE RECORD

Category	2020-21 Season Games	SDSU W/L	Career Games	CSUN & SDSU W/L
Double-Figure Scoring	2	2-0	83	35-48
15-Point Games	0	0-0	58	28-30
Led Team in Scoring	0	0-0	31	14-17
Led Team in Rebounding	0	0-0	0	0-0
Led Team in Assists	2	2-0	33	12-21
Multiple Steals	1	1-0	15	6-9
One Turnover or Less	4	3-1	51	25-26

Consecutive Games	Current	Long
Consecutive Games Played	102	102*
Without Fouling Out	88	88*
Scoring A Point	102	102*
One Turnover or Less	3	5

* - Denotes an active streak

GOMEZ CAREER STATISTICS

Year	G-GS	Min.-Avg.	FG-FGA	Pct.	3P-3PA	Pct.	FT-FTA	Pct.	OR	DR	Reb	Avg.	PF-D	AT	TO	BS	ST	Pts	Avg.
17-18*	30-30	1,022-34.1	121-277	.437	65-141	.461	44-55	.800	12	60	72	2.4	50-1	109	62	0	19	351	11.7
18-19*	34-34	1,283-37.7	214-476	.450	117-279	.419	107-122	.877	12	58	70	2.1	45-0	96	60	0	36	652	19.2
19-20*	32-32	1,187-37.1	207-472	.439	111-252	.440	109-115	.948	10	70	80	2.5	33-0	74	46	0	26	634	19.8
20-21	6-1	122-20.3	14-36	.389	9-25	.360	4-4	1.000	0	7	7	1.2	8-0	12	6	0	5	41	6.8
TOTAL	102-97	3,614-35.4	556-1,261	.441	302-697	.433	264-296	.892	34	195	229	2.2	136-1	291	174	0	86	1,678	16.5

* - at CSUN

SEASON/CAREER HIGHS

Points

Season 9 vs. UC Irvine (11/27/20)
 Career 18 at UNLV (1/26/20)

Rebounds

Season 4 vs. Brigham Young (12/18/20)
 4 vs. UCLA (11/25/20)
 Career 5 at Nevada (2/29/20)
 5 vs. Cal Poly (12/28/19)

Assists

Season 6 vs. UCLA (11/25/20)
 Career 7 vs. LIU (11/22/19)

Field Goals

Season 4 vs. UC Irvine (11/27/20)
 Career 6 at UNLV (1/26/20)

Field Goals Attempted

Season 9 vs. Brigham Young (12/18/20)
 Career 9 vs. Brigham Young (12/18/20)

Three-Point Field Goals

Season 1 at Arizona State (12/10/20)
 1 vs. UC Irvine (11/27/20)
 1 vs. UCLA (11/25/20)
 Career 2 at UNLV (1/26/20)

Three-Point FG Attempted

Season 2 vs. Brigham Young (12/18/20)
 2 at Arizona State (12/10/20)
 2 vs. UC Irvine (11/27/20)
 2 vs. UCLA (11/25/20)
 Career 3 at New Mexico (1/29/20)

Free Throws

Season 2 vs. Pepperdine (12/6/20)
 Career 4 at UNLV (1/26/20)

Free Throws Attempted

Season 3 vs. Pepperdine (12/6/20)
 Career 6 at UNLV (1/26/20)

Steals

Season 4 vs. St. Katherine (12/2/20)
 Career 4 vs. St. Katherine (12/2/20)

Blocked Shots

Season
 Career 1 vs. Boise State (1/11/20)
 1 vs. San Diego Christian (12/18/19)

Minutes Played

Season 31:15 vs. Brigham Young (12/18/20)
 Career 31:15 vs. Brigham Young (12/18/20)



4 • TREY PULLIAM

GUARD • 6-3 • 180 • SENIOR - 1L
 BRYAN, TEXAS (CONSOLIDATED HIGH/NAVARRO COLLEGE)

Rankings

- **MW** - No. 4 - Assist-to-Turnover Ratio (2.33:1); No. 9 - Assists (3.50/g)
- **NCAA** - No. 109 - Assist-to-Turnover Ratio (2.33:1); No. 232 - Total Assists (21); No. 247 - Assists per game (3.5)
- **SDSU SINGLE SEASON** - No. 11 - Victories (30 in 2019-20)

Quick Hits

- Can play both point and shooting guard and score from all three levels.
- Last year, averaged 4.3 assists per 40 minutes played and was at a 2.1 assists-to-turnover ratio.
- Competed at Navarro College (Corsicana, Texas) for two seasons where he averaged 11.6 points, 4.9 assists and 3.6 rebounds in 58 games.
- Reached the NJCAA Division I Region XIV championship game in 2018-19.
- Finished Navarro career ranked second in assists (283), fifth in steals (101) and 11th in scoring (671).

Season Highlights

- In his first major college start, vs. No. 22/21 UCLA (11/25) scored eight points, had six assists, four rebounds.
- Reached a season-high 9 pts vs. UC Irvine (11/27) and 7 assists through 2 gms leads the team.
- **Had four steals, a season-high, vs. St. Katherine (12/2), which matches the most in a game among MW performers.**
- Played a career-high 28:28 vs. Pepperdine (12/6) & led the team in assists for the third time in four games.
- Set season & career-highs in FGAs (8) & minutes (29:14) at Arizona State (12/10).

Trending

- For his career (38 games) has a 2.2:1 assist-to-turnover ratio.
- In his last 10 games has a 2.8:1 assist-to-turnover ratio.
- His 32 points over the first five games of the year is the highest five-game output of his major college career.

2020-21 GAME-BY-GAME STATISTICS

Opponent	GS	MP	FG	3FG	FT	O-D-R	PF	TP	A	TO	S	B
UCLA	*	28	3-6	1-2	1-2	2-2-4	2	8	6	2	0	0
UC Irvine	*	22	4-6	1-2	0-1	0-2-2	0	9	1	0	0	0
St. Katherine	*	20	3-6	0-1	0-0	0-1-1	0	6	4	0	4	0
Pepperdine	*	28	0-3	0-1	2-3	0-3-0	1	2	3	3	1	0
at Arizona State	*	29	3-8	1-2	0-0	0-1-1	4	7	2	1	1	0
BYU	*	31	1-9	0-2	1-2	1-3-4	3	3	5	3	1	0
vs. Saint Mary's												
at UNLV												
at UNLV												
Nevada												
Nevada												
at Utah State												
at Utah State												
at Air Force												
at Air Force												
Wyoming												
Wyoming												
at New Mexico												
at New Mexico												
San Jose State												
San Jose State												
at Fresno State												
at Fresno State												
Boise State												
Boise State												
Colorado State (Postponed)												
Colorado State (Postponed)												

MISCELLANEOUS STATS/SAN DIEGO STATE RECORD

Category	2020-21 Season		Career	
	Games	SDSU W/L	Games	SDSU W/L
Double-Figure Scoring	0	0-0	1	1-0
15-Point Games	0	0-0	1	1-0
Lead SDSU in Scoring	0	0-0	0	0-0
Lead SDSU in Rebounding	1	0-1	1	0-1
Lead SDSU in Assists	4	3-1	4	3-1
Multiple Steals	1	1-0	2	2-0
One Turnover or Less	3	3-0	28	26-2

Consecutive Games	Current	Long
Consecutive Games Played	38	38*
Scoring A Point	11	11*
One Turnover or Less	-	8

* - Denotes an active streak

PULLIAM CAREER STATISTICS

Year	G-GS	Min.-Avg.	FG-FGA	Pct.	3P-3PA	Pct.	FT-FTA	Pct.	OR	DR	Reb	Avg.	PF-D	AT	TO	BS	ST	Pts	Avg.
19-20	32-0	561-17.5	43-98	.439	7-21	.333	14-22	.636	12	48	60	1.9	42-1	60	28	2	19	107	3.3
20-21	6-6	159-26.5	14-38	.368	3-10	.300	4-8	.500	3	12	15	2.5	10-0	21	9	0	7	35	5.8
TOTAL	38-6	720-18.9	57-136	.419	10-31	.323	18-30	.600	15	60	75	2.0	52-1	81	37	2	26	142	3.7

SEASON/CAREER HIGHS

Points

Season 5 vs. St. Katherine (12-2-20)

Rebounds

Season 3 at Arizona State (12/10/20)
3 vs. St. Katherine (12-2-20)

Assists

Season 2 at Arizona State (12/10/20)

Field Goals

Season 2 vs. UC Irvine (11/27/20)

Field Goals Attempted

Season 5 vs. UC Irvine (11/27/20)

Three-Point Field Goals

Season 1 vs. UC Irvine (11/27/20)

Three-Point FG Attempted

Season 2 vs. UC Irvine (11/27/20)

Free Throws

Season 4 vs. St. Katherine (12-2-20)

Free Throws Attempted

Season 4 vs. St. Katherine (12-2-20)

Steals

Season 1 at Arizona State (12/10/20)
1 vs. St. Katherine (12-2-20)
1 vs. UC Irvine (11/27/20)

Blocked Shots

Season 1 vs. Pepperdine (12/6/20)

Minutes Played

Season 16:16 vs. UC Irvine (11/27/20)



5 • LAMONT BUTLER

GUARD • 6-2 • 200 • FRESHMAN - HS
MORENO VALLEY, CALIF. (RIVERSIDE POLY HIGH)

Quick Hits

- Rated a four-star recruit by ESPN and three-star talent by Rivals.com and 247Sports.com.
- Named one of the class of 2020's top-50 point guards nationally by ESPN (No. 30).
- Compiled 91 wins in his high school career, culminating in a 27-7 record in 2019-20 including going 12-0 in Ivy League play and winning the conference championship.
- Named Ivy League Most Valuable Player as a senior, as well as a second-team Cal-Hi Sports All-State performer.
- A four-time All-Ivy League and All-State performer and three-time all-county and All-CIF selection, following his sophomore, junior and senior seasons.
- Twice, following his sophomore and senior seasons, reached the CIF Championship game.
- Earned Riverside Kiwanis Tournament MVP as a sophomore, junior and senior.
- Passed NBA Hall of Famer Reggie Miller as Poly's all-time leading scorer with more than 1,800-career points, shooting .432 (642-of-1,485) from the floor, with 559 assists and 271 steals.

Season Highlights

- Made his collegiate debut vs. No. 22/21 UCLA (11/25) playing 2:06 minutes.
- Scored first bucket of his career, a 3-pointer, finished with five points and dished out his first assist vs. UC Irvine (11/27).
- Knocked down all four FT shots en route to a season-high six points and snatched the first three rebounds of his college career.
- Against Pepperdine (12/6) had the first block of his career.
- Recorded two assists at Arizona State (12/10), the first multi-assist game of his career.

Trending

- Is the only freshman on the team to appear in all six games this year.
- Has a five-game streak of one turnover or less snapped vs. Brigham Young (12/18).

2020-21 GAME-BY-GAME STATISTICS

Opponent	GS	MP	FG	3FG	FT	O-D-R	PF	TP	A	TO	S	B
UCLA	2	0-0	0-0	0-0	0-0-0	1	0	0	0	0	0	0
UC Irvine	16	2-5	1-2	0-0	0-0-0	2	5	1	1	1	0	0
St. Katherine	14	1-1	0-0	4-4	1-2-3	3	6	1	0	1	0	0
Pepperdine	2	0-0	0-0	0-0	0-0-0	1	0	0	1	0	1	0
at Arizona State	12	1-4	0-1	0-0	0-3-0	0	2	2	1	1	0	0
BYU	5	0-1	0-0	0-0	0-0-0	0	0	1	2	0	0	0
vs. Saint Mary's at UNLV												
at UNLV												
Nevada												
Nevada												
at Utah State												
at Utah State												
at Air Force												
at Air Force												
Wyoming												
Wyoming												
at New Mexico												
at New Mexico												
San Jose State												
San Jose State												
at Fresno State												
at Fresno State												
Boise State												
Boise State												
Colorado State (Postponed)												
Colorado State (Postponed)												

MISCELLANEOUS STATS/SDSU RECORD

Category	2020-21 Season		Career	
	Games	SDSU W/L	Games	SDSU W/L
Double-Figure Scoring	0	0-0	0	0-0
Lead team in Scoring	0	0-0	0	0-0
Lead team in Rebounding	0	0-0	0	0-0
Lead team in Assists	0	0-0	0	0-0
Multiple Three-Pointers	0	0-0	0	0-0
One Turnover or Less	5	5-0	5	5-0
Consecutive Games	Current	Long		
Consecutive Games Played	6	6*		
Scoring A Point	-	2*		
One Turnover or Less	-	5*		

* - Denotes an active streak

BUTLER CAREER STATISTICS

Year	G-GS	Min.-Avg.	FG-FGA	Pct.	3P-3PA	Pct.	FT-FTA	Pct.	OR	DR	Reb	Avg.	PF-D	AT	TO	BS	ST	Pts	Avg.
20-21	6-0	51-8.5	4-11	.364	1-3	.333	4-4	1.000	1	5	6	1.0	7-0	5	5	1	3	13	2.2

SEASON/CAREER HIGHS

Points

Season 12 vs. St. Katherine (12/2/20)

Rebounds

Season 1 vs. St. Katherine (12/2/20)

Assists

Season

Field Goals

Season 4 vs. St. Katherine (12/2/20)

Field Goals Attempted

Season 9 vs. St. Katherine (12/2/20)

Three-Point Field Goals

Season 4 vs. St. Katherine (12/2/20)

Three-Point FG Attempted

Season 8 vs. St. Katherine (12/2/20)

Free Throws

Season

Free Throws Attempted

Season

Steals

Season 1 vs. St. Katherine (12/2/20)

Blocked Shots

Season

Minutes Played

Season 16:27 vs. St. Katherine (12/2/20)



10 • KEITH DINWIDDIE JR.

GUARD • 6-0 • 185 • FRESHMAN - HS
LOS ANGELES, CALIF. (FAIRFAX SENIOR HIGH)

Quick Hits

- Named a three-star recruit and one of the class of 2020's top-50 shooting guards nationally (No. 47) by Rivals.com.
- Following the 2019-20 season, he earned Western League Most Valuable Player honors as well as co-Player of the Year for both the All-City Open Division & All-CIF LA City Section.
- In two varsity seasons, as a junior and senior, his team went 53-8 overall, including 22-0 in Western League action which resulted in back-to-back league championships.
- As a junior, led his team to the Los Angeles City Section Open Division championship, the No. 5 ranking in the state and No. 22 in the nation.

Season Highlights

- Made his college debut vs. UC Irvine (11/27) & after settling in knocked down 3 threes in just over a minute.
- Vs. St. Katherine (12/2) drained four 3-pointers for a season-best 12 points & pulled down his first rebound.

Trending

- Has made multiple threes in each of his two appearances this season.

2020-21 GAME-BY-GAME STATISTICS

Opponent	GS	MP	FG	3FG	FT	O-D-R	PF	TP	A	TO	S	B
UCLA		DNP										
UC Irvine	4	2-4	2-3	0-0	0-0-0	0	6	0	0	0	0	0
St. Katherine	16	4-9	4-8	0-0	0-1-1	1	12	0	1	0	0	0
Pepperdine		DNP										
at Arizona State		DNT										
BYU		DNP										
vs. Saint Mary's												
at UNLV												
at UNLV												
Nevada												
Nevada												
at Utah State												
at Utah State												
at Air Force												
at Air Force												
Wyoming												
Wyoming												
at New Mexico												
at New Mexico												
San Jose State												
San Jose State												
at Fresno State												
at Fresno State												
Boise State												
Boise State												
Colorado State (Postponed)												
Colorado State (Postponed)												

MISCELLANEOUS STATS/SDSU RECORD

Category	2020-21 Season Games	SDSU W/L	Career Games	SDSU W/L
Double-Figure Scoring	0	0-0	0	0-0
Lead team in Scoring	0	0-0	0	0-0
Lead team in Rebounding	0	0-0	0	0-0
Lead team in Assists	0	0-0	0	0-0
Multiple Three-Pointers	1	1-0	1	1-0
One Turnover or Less	1	1-0	1	1-0
Consecutive Games	Current	Long		
Consecutive Games Played	1	1*		
Scoring A Point	1	1*		
One Turnover or Less	1	1*		

* - Denotes an active streak

DINWIDDIE JR. CAREER STATISTICS

Year	G-GS	Min.-Avg.	FG-FGA	Pct.	3P-3PA	Pct.	FT-FTA	Pct.	OR	DR	Reb	Avg.	PF-D	AT	TO	BS	ST	Pts	Avg.
20-21	2-0	20-10.0	6-13	.462	6-11	.545	0-0	.000	0	1	1	0.5	1-0	0	1	0	0	18	9.0

SEASON/CAREER HIGHS

Points

Season 35 vs. Brigham Young (12/18/20)
Career 35 vs. Brigham Young (12/18/20)

Rebounds

Season 5 at Arizona State (12/10/20)
5 vs. Pepperdine (12/6/20)
Career 12 vs. New Mexico (2/11/20)

Assists

Season 3 vs. St. Katherine (12-2-20)
Career 9 vs. New Mexico (1/15/19)

Field Goals

Season 12 vs. Brigham Young (12/18/20)
Career 12 vs. Brigham Young (12/18/20)

Field Goals Attempted

Season 17 vs. Brigham Young (12/18/20)
Career 17 vs. Brigham Young (12/18/20)

Three-Point Field Goals

Season 5 vs. Brigham Young (12/18/20)
Career 7 vs. Eastern Illinois (11/20/17)

Three-Point FG Attempted

Season 9 vs. Brigham Young (12/18/20)
Career 11 vs. Eastern Illinois (11/20/17)

Free Throws

Season 12 at Arizona State (12/10/20)
Career 12 at Arizona State (12/10/20)

Free Throws Attempted

Season 15 at Arizona State (12/10/20)
Career 15 at Arizona State (12/10/20)

Steals

Season 2 vs. Brigham Young (12/18/20)
2 at Arizona State (12/10/20)
2 vs. UC Irvine (11/27/20)
2 vs. UCLA (11/25/20)
Career 5 at Boise State (2/16/20)

Blocked Shots

Season 1 vs. Pepperdine (12/6/20)
1 vs. St. Katherine (12-2-20)
Career 3 vs. Air Force (2/3/18)

Minutes Played

Season 31:32 vs. Pepperdine (12/6/20)
Career 37 vs. Utah State (2/1/20)



11 • MATT MITCHELL

FORWARD • 6-6 • 235 • SENIOR - 3L

RIVERSIDE, CALIF. (ROOSEVELT HIGH)

2019-20 - first-team All-Mountain West (coaches), second-team All-Mountain West (media), second-team NABC All-District 17 Mountain West Player of the Week (11/30/20)

Rankings

- **MW** - No. 6 - Scoring (16.33/g); No. 9 - Steals (1.67/g); No. 10 - Free Throw Percentage (.780); No. 10 - Three-Point FGM (1.67/g)
- **NCAA** - No. 33 - Free Throws (32); No. 44 - Free Throw Attempts (41); No. 180 - Steals (10); No. 180 - Points per game (16.3); No. 201 - Steals per game (1.67); No. 240 - Free Throw Percentage (.780); No. 242 - Total Points (98)

SDSU CAREER - No. 9 - Three-Point FG (145); No. 9 - Three-Point FG Attempts (406);

No. 11 - Conference Victories (39); No. 12 - Free Throw Percentage (.7988); No. 15 - Victories (78); No. 18 - Games Started (90); No. 18 - Three-Point FG Percentage (.3571); No. 18 - Field Goal Attempts (871); No. 19 - Minutes (2,757); No. 20 Points-Rebounds-Assists (1,815); No. 20 - Free Throws (270); No. 20 - Free Throw Attempts (338); No. 21 - Points (1,183)

SDSU SINGLE SEASON - No. 2 - Free Throw Percentage (87.3); No. 11 - Victories (30); No. 19 - Three-Point FG Percentage (39.3)

Quick Hits

- Returns as the team's leader in scoring (12.2 ppg), FG% (.468, min. 200 att.) & steals (34) and No. 2 in rebs (4.8/g), assists (55), blocks (11), FT% (.873), 3PT% (.393) & minutes (25.7).
- 34th player in program history to score 1,000 career points & has started 90-of-105 games
- Competed in the 100th collegiate game of his career in the season opener vs UCLA (11/25) & is the 33rd player in the program's Division I era to play in 100 games.
- Among active NCAA players his 1,183-career points rank No. 77 and his 105 games played rank No. 47.

Season Highlights

- Competed in 100th collegiate game of his career in the 2020-21 season opener vs. No. 22/21 UCLA (11/25) where he led the team w/15 pts (SDSU is 22-1 when he scores at least 15 pts in a game).
- Moved into a tie for 23rd in the programs career scoring list with 11 pts vs. UC Irvine (11/27).
- Realized season-bests with three assists and 5 FTs vs. St. Katherine (12/2).
- Reached double figure scoring for the fourth time this season w/ 13 pts vs. Pepperdine (12/6) and pulled down a season-best five rebounds.
- At Arizona State (12/10) set career-bests going 12-of-15 from the line, which are the most in a game for a MW performer this year.
- Scored a career-high 35 points vs. Brigham Young (12/18) which in the Dutcher era (since 1999-00) equals the 3rd highest output in a game and the most since Malachi Flynn scored 36 at Nevada (2/22/20). It was also the most points scored by an Aztec in a home game in the same time frame.
- His 35 points against Brigham Young are the most among MW performers in a game against a Division I team this season.

Trending

- Enters today's game 52 rebounds and 16 assists from becoming the third player in program history to compile 1,000 points, 500 rebounds, 200 assists and 100 steals. (Trey Kell & Winston Shepard).
- His 1,183 career points rank No. 21 on the program's career scoring list; he will move into the top-20 with 1,188 points.
- Has scored in double figures in each of the team's six games, for his career has done so on 63 occasions and SDSU is 48-15 in those contests.
- His 105 career games rank as the 28th most in the SDSU Division I era (1970-71).
- Has multiple steals in four of six games this season and has at least one in each of the team's six games.

2020-21 GAME-BY-GAME STATISTICS

Opponent	GS	MP	FG	3FG	FT	O-D-R	PF	TP	A	TO	S	B
UCLA	*	31	6-15	3-7	0-1	1-2-2	3	15	2	3	2	0
UC Irvine	*	25	3-8	1-4	4-4	1-3-4	1	11	2	0	2	0
St. Katherine	*	18	2-5	1-3	5-8	0-4-4	4	10	3	4	1	1
Pepperdine	*	32	4-10	0-2	5-6	2-3-5	3	13	0	4	1	1
at Arizona State	*	26	1-7	0-4	12-15	0-5-5	3	14	2	3	2	0
BYU	*	31	12-17	5-9	6-7	1-2-3	3	35	2	2	2	0
vs. Saint Mary's												
at UNLV												
at UNLV												
Nevada												
Nevada												
at Utah State												
at Utah State												
at Air Force												
at Air Force												
Wyoming												
Wyoming												
at New Mexico												
at New Mexico												
San Jose State												
San Jose State												
at Fresno State												
at Fresno State												
Boise State												
Boise State												
Colorado State (Postponed)												
Colorado State (Postponed)												

MISCELLANEOUS STATS/SAN DIEGO STATE RECORD

Category	2020-21 Season Games	SDSU W/L	Career Games	SDSU W/L
Double-Figure Scoring	6	5-1	63	48-15
15-Point Games	2	1-1	24	22-2
20-Point Games	1	0-1	9	8-1
Lead SDSU in Scoring	2	1-1	15	11-4
Lead SDSU in Rebounding	0	0-0	14	10-4
Lead SDSU in Assists	0	0-1	6	2-4
Multiple Steals	4	3-1	26	23-3
One Turnover or Less	1	1-0	34	26-8
Consecutive Games	Current	Long		
Double-Figure Scoring	6	7		
Consecutive Games Played	105	105*		
Without Fouling Out	20	21		
With A Steal	6	9		
One Turnover or Less	-	3		

* - Denotes an active streak

MITCHELL CAREER STATISTICS

Year	G-GS	Min.-Avg.	FG-FGA	Pct.	3P-3PA	Pct.	FT-FTA	Pct.	OR	DR	Reb	Avg.	PF-D	AT	TO	BS	ST	Pts	Avg.
17-18	33-32	874-26.5	116-258	.450	49-137	.358	65-85	.765	24	107	131	4.0	82-3	57	66	8	36	346	10.5
18-19	34-33	898-26.4	115-284	.405	42-128	.328	77-102	.755	18	122	140	4.1	96-4	61	67	7	23	349	10.3
19-20	32-19	823-25.7	125-267	.468	44-112	.393	96-110	.873	34	120	154	4.8	91-1	55	54	11	34	390	12.2
20-21	6-6	162-27.0	28-62	.452	10-29	.345	32-41	.780	4	19	23	3.8	17-0	11	16	2	10	98	16.3
TOTAL	105-90	2,757-26.3	384-871	.441	145-406	.357	270-338	.799	80	368	448	4.3	286-8	184	203	28	103	1,183	11.3

SEASON/CAREER HIGHS

Points

Season 2 vs. St. Katherine (12/2/20)

Rebounds

Season 1 vs. St. Katherine (12/2/20)

Assists

Season

Field Goals

Season 1 vs. St. Katherine (12/2/20)

Field Goals Attempted

Season 3 vs. St. Katherine (12/2/20)

Three-Point Field Goals

Season

Three-Point FG Attempted

Season 1 vs. St. Katherine (12/2/20)
1 vs. UC Irvine (11/27/20)

Free Throws

Season

Free Throws Attempted

Season

Steals

Season

Blocked Shots

Season

Minutes Played

Season 5:21 vs. St. Katherine (12/2/20)



12 • CHE EVANS

FORWARD • 6-5 • 210 • FRESHMAN - HS
PHILADELPHIA, PA. (NEUMANN-GORETTI HIGH)

Quick Hits

- Pronounced shay.
- A four-star recruit by ESPN and Scout.com, and three-star talent by Rivals.com and 247Sports.com
- Named one of the class of 2020's top-50 small forwards nationally by ESPN (No. 45), Rivals.com (No. 49) and 247Sports.com (No. 38).
- As a senior was a member of the Neumann-Goretti team which posted a 24-4 record, 14-2 in conference play and won the Philadelphia Catholic League championship.
- As a junior, while attending Dulaney High School in Baltimore, Md., averaged 20.5 points, eight rebounds and six assists per game and led the team to the Class 4A North Region championship.

Season Highlights

- Made his college debut vs. UC Irvine (11/27) playing 2+ minutes.
- Played a season-high five minutes, score his first points & grabbed his first rebound vs. St. Katherine (12/2).

2020-21 GAME-BY-GAME STATISTICS

Opponent	GS	MP	FG	3FG	FT	O-D-R	PF	TP	A	TO	S	B
UCLA												
UC Irvine	3		0-1	0-1	0-0	0-0-0	1	0	0	0	0	0
St. Katherine	5		1-3	0-1	0-0	0-1-1	0	2	0	0	0	0
Pepperdine												
at Arizona State												
BYU												
vs. Saint Mary's												
at UNLV												
at UNLV												
Nevada												
Nevada												
at Utah State												
at Utah State												
at Air Force												
at Air Force												
Wyoming												
Wyoming												
at New Mexico												
at New Mexico												
San Jose State												
San Jose State												
at Fresno State												
at Fresno State												
Boise State												
Boise State												
Colorado State (Postponed)												
Colorado State (Postponed)												

MISCELLANEOUS STATS/SAN DIEGO STATE RECORD

Category	2020-21 Season		Career	
	Games	SDSU W/L	Games	SDSU W/L
Double-Figure Scoring	0	0-0	0	0-0
15-Point Games	0	0-0	0	0-0
Lead SDSU in Scoring	0	0-0	0	0-0
Lead SDSU in Rebounding	0	0-0	0	0-0
Lead SDSU in Assists	0	0-0	0	0-0
Multiple Steals	0	0-0	0	0-0
One Turnover or Less	2	2-0	2	2-0
Consecutive Games	Current	Long		
Consecutive Games Played	2	2*		
Without Fouling Out	2	2*		
Scoring A Point	1	1*		
One Turnover or Less	2	2*		

* - Denotes an active streak

EVANS CAREER STATISTICS

Year	G-GS	Min.-Avg.	FG-FGA	Pct.	3P-3PA	Pct.	FT-FTA	Pct.	OR	DR	Reb	Avg.	PF-D	AT	TO	BS	ST	Pts	Avg.
20-21	2-0	8-4.0	1-4	.250	0-2	.000	0-0	.000	0	1	1	0.5	1-0	0	0	0	0	2	1.0

SEASON/CAREER HIGHS

Points

Season

Rebounds

Season

Assists

Season

Field Goals

Season

Field Goals Attempted

Season

Three-Point Field Goals

Season

Three-Point FG Attempted

Season

Free Throws

Season

Free Throws Attempted

Season

Steals

Season

Blocked Shots

Season

Minutes Played

Season 3:44 vs. St. Katherine (12-2-20)



14 • CADE ALGER

FORWARD • 6-9 • 190 • REDSHIRT FRESHMAN - TR
RIPON, CALIF. (RIPON CHRISTIAN HIGH/SEATTLE U)

Quick Hits

- Spent 2019-20 as a redshirt at Seattle U.
- As a high school senior averaged 18.0 points, 13.2 rebounds and 3.0 assists (according to MaxPreps.com) and finished his career with more than 1,000 points.
- Led his team to a 20-11 record, 10-2 in Trans Valley League (TVL) play, and a birth in the CIF state tournament in 2018-19 and a two-time first-team All-TVL selection.
- In his senior year (2018-19) was named a first-team Front Row Preps All-Region and CalHiSports.com All-State performer as well as D5 Scholar Athlete of the Year.
- As a junior, led team to the CIF Sac-Joaquin Division 6 Section championship, was named *Modesto Bee* All-District Team and earned the CIF Sac-Joaquin Sportsmanship Award.
- Named Ripon Christian's team MVP as a sophomore and senior.

Season Highlights

- Made his college debut vs. UC Irvine (11/27) after redshirting at Seattle U in 2019-20.
- Saw a season-high 3:44 of court time vs. St. Katherine (12/2).

2020-21 GAME-BY-GAME STATISTICS

Opponent	GS	MP	FG	3FG	FT	O-D-R	PF	TP	A	TO	S	B
UCLA												
UC Irvine	1	0-0	0-0	0-0	0-0-0	0	0	0	0	0	0	0
St. Katherine	4	0-0	0-0	0-0	0-0-0	0	0	0	0	1	0	0
Pepperdine												
at Arizona State												
BYU												
vs. Saint Mary's												
at UNLV												
at UNLV												
Nevada												
Nevada												
at Utah State												
at Utah State												
at Air Force												
at Air Force												
Wyoming												
Wyoming												
at New Mexico												
at New Mexico												
San Jose State												
San Jose State												
at Fresno State												
at Fresno State												
Boise State												
Boise State												
Colorado State (Postponed)												
Colorado State (Postponed)												

MISCELLANEOUS STATS/SAN DIEGO STATE RECORD

Category	2020-21 Season		Career	
	Games	SDSU W/L	Games	SDSU W/L
Double-Figure Scoring	0	0-0	0	0-0
15-Point Games	0	0-0	0	0-0
Lead SDSU in Scoring	0	0-0	0	0-0
Lead SDSU in Rebounding	0	0-0	0	0-0
Lead SDSU in Assists	0	0-0	0	0-0
Multiple Three-Pointers	0	0-0	0	0-0
One Turnover or Less	2	2-0	2	2-0
Consecutive Games	Current	Long		
Consecutive Games Played	2	2*		
Without Fouling Out	2	2*		
Scoring A Point	-	-		
At Least One Three-Pointer	-	-		
One Turnover or Less	2	2*		

* - Denotes an active streak

ALGER CAREER STATISTICS

Year	G-GS	Min.-Avg.	FG-FGA	Pct.	3P-3PA	Pct.	FT-FTA	Pct.	OR	DR	Reb	Avg.	PF-D	AT	TO	BS	ST	Pts	Avg.
20-21	2-0	5-2.5	0-0	.000	0-0	.000	0-0	.000	0	0	0	0.0	0-0	0	1	0	0	0	0.0

SEASON/CAREER HIGHS

Points

Season	25 at Arizona State (12/10/20)
Career	25 at Arizona State (12/10/20)

Rebounds

Season	6 at Arizona State (12/10/20)
Career	9 vs. UNLV (2/22/20) 9 at New Mexico (1/29/20)

Assists

Season	1 vs. Brigham Young (12/18/20) 1 vs. St. Katherine (12/2/20) 1 vs. UC Irvine (11/27/20)
Career	3 vs. Fresno State (3/6/19) 3 vs. CSUN (1/1/19)

Field Goals

Season	9 at Arizona State (12/10/20)
Career	9 at Arizona State (12/10/20)

Field Goals Attempted

Season	15 at Arizona State (12/10/20)
Career	15 at Arizona State (12/10/20)

Three-Point Field Goals

Season	5 at Arizona State (12/10/20)
Career	5 at Arizona State (12/10/20) 5 vs. Air Force (3/5/20) 5 at BYU (11/9/19)

Three-Point FG Attempted

Season	9 at Arizona State (12/10/20)
Career	10 vs. Air Force (3/5/20) 10 vs. LIU (11/22/19)

Free Throws

Season	4 vs. Pepperdine (12/6/20)
Career	7 vs. Texas Southern (11/14/18)

Free Throws Attempted

Season	5 vs. Pepperdine (12/6/20) 5 vs. St. Katherine (12/2/20)
Career	7 vs. Texas Southern (11/14/18)

Steals

Season	2 at Arizona State (12/10/20) 2 vs. St. Katherine (12/2/20)
Career	4 vs. Jackson State (11/27/18)

Blocked Shots

Season	
Career	1 - 8x, last at San Diego (11/20/19)

Minutes Played

Season	32:57 at Arizona State (12/10/20)
Career	37 at California (12/8/18)



20 • JORDAN SCHAKEL

GUARD • 6-6 • 200 • SENIOR - 3L

TORRANCE, CALIF. (BISHOP MONTGOMERY HIGH)

2019-20 - Continental Tires Las Vegas Invitational All-Tournament Team

Mountain West Player of the Week (12/14/20)

Rankings

- **MW** - No. 2 - Free Throw Percentage (.938); No. 7 - Three-Point FGM (2.33/g)
- **NCAA** - No. 31 - Free Throw Percentage (.938); No. 145 - Three-Point FG (14); No. 159 - Three-Point FG per game (2.33/g); No. 175 - Three-Point FG Attempts (36)
- **SDSU CAREER** - No. 1 - Free Throw Percentage (.8583); No. 3 - Three-point FG Percentage (.4073); No. 6 - Three-Point Field Goals (156); No. 10 - Three-Point FG Attempts (383); No. 16 - Conference Victories (33)
- **SDSU SINGLE SEASON** - No. 6 - Three-Point FG Percentage - (43.6 in 2020); No. 13 - Three-Point FG Percentage - (41.5 in 2019); No. 11 - Victories (30); No. 11 - Three-Point Field Goals - (71 in 2020); No. 18 - Three-Point FG Attempts (163); No. 27 - Three-Point FG Percentage - (38.3 in 2018)

Quick Hits

- Pronounced SHACK-ul
- Entering 2020-21, 70.6 percent (142-of-201) of career buckets are from three-point range.
- Has hit multiple three pointers in 43 games in his career entering 2020-21 and the Aztecs are 35-8 in those games.
- A spot-up shooter who can get to the rim and has improved defensively.
- Entering 2020-21 has played 1,955 career minutes and committed just 41 turnovers (a 0.84 turnovers per 40 minutes played) and a better than 1.6:1 assist-to-turnover ratio.
- Reached double figure scoring in 20-of-32 games in 2019-20 after reaching that plateau 10 times in the previous two seasons (61 games).
- His .407 career three-point FG percentage ranks No. 31 nationally among active players.

Season Highlights

- Led team w/ 15 pts vs. No. 22/21 UCLA (11/25). In 31 double digit scoring games, SDSU is 28-3. Sank multiple threes for the 44th time (SDSU is 36-8 in those games).
- Vs. St. Katherine (12/2) paced the offense with 16 points and has a season-best two steals.
- Led the team, and had season-bests with five rebounds and 17 points vs. Pepperdine (12/6). It was the 11th time in his career he has scored 15 or more points and in those games, SDSU is 10-1.
- Set career-highs in points (25), FG (9) & FGA (15) at Arizona State (12/10).

Trending

- With 74 career wins, ranks No. 19 the programs career-wins list and against Saint Mary's will be the 34th player in program's DI era (1970-71) to appear in 100 contests.
- Entering the Saint Mary's game, 56.0 percent of his buckets this year are from the bonus distance (14-of-25) and for his career 69.0 percent of his scoring output had been from beyond the arc (156-of-226).
- Versus Pepperdine (12/6) made five two-point buckets and one three pointer. It marked just the seventh time, in 98 career gamesto that point, that he made three-plus more two pointers than three pointers.
- Has been the team's leading scorer in four of the six games this season.
- Has hit at least one three pointer in each contest in 2020-21 & three or more in three games.

2020-21 GAME-BY-GAME STATISTICS

Opponent	GS	MP	FG	3FG	FT	O-D-R	PF	TP	A	TO	S	B
UCLA	*	32	4-8	3-5	4-4	0-3-3	3	15	0	0	0	0
UC Irvine	*	24	1-7	1-5	0-0	0-2-2	2	3	1	1	1	0
St. Katherine	*	22	4-8	3-6	5-5	0-3-3	1	16	1	1	2	0
Pepperdine	*	31	6-12	1-6	4-5	1-4-5	0	17	0	2	1	0
at Arizona State	*	33	9-15	5-9	2-2	2-4-6	1	25	0	1	2	0
BYU	*	32	1-9	1-5	0-0	1-2-3	2	3	1	1	0	0
vs. Saint Mary's												
at UNLV												
at UNLV												
Nevada												
Nevada												
at Utah State												
at Utah State												
at Air Force												
at Air Force												
Wyoming												
Wyoming												
at New Mexico												
at New Mexico												
San Jose State												
San Jose State												
at Fresno State												
at Fresno State												
Boise State												
Boise State												
Colorado State (Postponed)												
Colorado State (Postponed)												

MISCELLANEOUS STATS/SAN DIEGO STATE RECORD

Category	2020-21 Season		Career	
	Games	SDSU W/L	Games	SDSU W/L
Double-Figure Scoring	4	4-0	34	31-3
15-Point Games	4	4-0	12	11-1
Led SDSU in Scoring	4	4-0	9	8-1
Led SDSU in Rebounding	0	0-0	7	6-1
Led SDSU in Assists	0	0-0	2	0-2
Multiple Three-Pointers	3	3-0	46	38-8
One Turnover or Less	5	4-1	89	65-24
Consecutive Games	Current	Long		
Consecutive Games Played	47	51		
Without Fouling Out	11	29		
Scoring A Point	6	20		
At Least One Three-Pointer	6	13		
One Turnover or Less	2	36		

* - Denotes an active streak

SCHAKEL CAREER STATISTICS

Year	G-GS	Min.-Avg.	FG-FGA	Pct.	3P-3PA	Pct.	FT-FTA	Pct.	OR	DR	Reb	Avg.	PF-D	AT	TO	BS	ST	Pts	Avg.
17-18	33-0	455-13.8	33-100	.330	27-78	.346	13-19	.684	18	50	68	2.1	66-1	19	9	3	12	106	3.2
18-19	28-16	651-23.3	63-141	.447	44-106	.431	37-44	.833	21	81	100	3.7	85-5	30	15	4	22	207	7.4
19-20	32-31	849-26.5	105-232	.453	71-163	.436	38-41	.927	22	88	110	3.4	66-1	18	17	2	27	319	10.0
20-21	6-6	173-28.8	25-59	.424	14-36	.389	15-16	.938	4	18	22	3.7	9-0	3	6	0	6	79	13.2
TOTAL	99-53	2,128-21.5	226-532	.425	156-383	.407	103-120	.858	65	237	302	3.1	226-7	70	47	9	67	711	7.2

SEASON/CAREER HIGHS

Points

Season	
Career	2 vs. Texas Southern (11/5/19)

Rebounds

Season	1 vs. UC Irvine (11/27/20)
Career	1 vs. UC Irvine (11/27/20)

Assists

Season	1 vs. St. Katherine (12-2-20)
Career	1 vs. St. Katherine (12-2-20) 1 vs. New Mexico (2/11/20) 1 vs. Cal Poly (12/28/19)

Field Goals

Season	
Career	1 vs. Texas Southern (11/5/19)

Field Goals Attempted

Season	1 vs. St. Katherine (12-2-20)
Career	2 vs. San Diego Christian (12/18/19) 2 vs. Texas Southern (11/5/19)

Three-Point Field Goals

Season	
Career	

Three-Point FG Attempted

Season	
Career	1 vs. San Diego Christian (12/18/19)

Free Throws

Season	
Career	1 vs. Cal Poly (12/28/19)

Free Throws Attempted

Season	
Career	2 vs. Cal Poly (12/28/19)

Steals

Season	
Career	1 vs. Texas Southern (11/5/19)

Blocked Shots

Season	
Career	

Minutes Played

Season	3:44 vs. St. Katherine (12-2-20)
Career	4 vs. San Diego Christian (12/18/19)



21 • JARED BARNETT

GUARD • 6-1 • 145 • SOPHOMORE - SQ
PLAYA VISTA, CALIF. (WESTCHESTER HIGH)

Quick Hits

- Competed in 10 games as a walk-on during the 2019-20 season.
- Was not part of the travel squad during his freshman season.
- As a senior in high school averaged 13.0 points, 6.0 assists and 3.0 rebounds (according to Max-Preps) and guided his team to a 24-5 record and a birth in the Los Angeles City Section finals in 2018-19.
- Earned second-team All-Western League honors his final year at Westchester High School.

Season Highlights

- Made his season debut vs. UC Irvine (11/27) and grabbed his first collegiate rebound.
- In a season-high 3:44 vs. St. Katherine (12/2) picked up his first assist and attempted his first shot of the season.

2020-21 GAME-BY-GAME STATISTICS

Opponent	GS	MP	FG	3FG	FT	O-D-R	PF	TP	A	TO	S	B
UCLA												
UC Irvine	1	0-0	0-0	0-0	0-1-1	0	0	0	1	0	0	0
St. Katherine	4	0-1	0-0	0-0	0-0-0	0	0	1	0	0	0	0
Pepperdine												
at Arizona State												
BYU												
vs. Saint Mary's												
at UNLV												
at UNLV												
Nevada												
Nevada												
at Utah State												
at Utah State												
at Air Force												
at Air Force												
Wyoming												
Wyoming												
at New Mexico												
at New Mexico												
San Jose State												
San Jose State												
at Fresno State												
at Fresno State												
Boise State												
Boise State												
Colorado State (Postponed)												
Colorado State (Postponed)												

MISCELLANEOUS STATS/SAN DIEGO STATE RECORD

Category	2020-21 Season		Career	
	Games	SDSU W/L	Games	SDSU W/L
Double-Figure Scoring	0	0-0	0	0-0
15-Point Games	0	0-0	0	0-0
Lead SDSU in Scoring	0	0-0	0	0-0
Lead SDSU in Rebounding	0	0-0	0	0-0
Lead SDSU in Assists	0	0-0	0	0-0
Multiple Three-Pointers	0	0-0	0	0-0
One Turnover or Less	2	2-0	12	12-0
Consecutive Games	Current	Long		
Consecutive Games Played	2	3		
Without Fouling Out	12	12*		
Scoring A Point	-	1		
At Least One Three-Pointer	-	-		
One Turnover or Less	12	12*		

* - Denotes an active streak

BARNETT CAREER STATISTICS

Year	G-GS	Min.-Avg.	FG-FGA	Pct.	3P-3PA	Pct.	FT-FTA	Pct.	OR	DR	Reb	Avg.	PF-D	AT	TO	BS	ST	Pts	Avg.
19-20	10-0	16-1.6	1-6	.167	0-1	.000	1-2	.500	0	0	0	0.0	5-0	2	2	0	1	3	0.3
20-21	2-0	5-2.5	0-1	.000	0-0	.000	0-0	.000	0	1	1	0.5	0-0	1	1	0	0	0	0.0
TOTAL	12-0	21-1.8	1-7	.143	0-1	.000	1-2	.500	0	1	1	0.1	5-0	3	3	0	1	3	0.3

SEASON/CAREER HIGHS

Points

Season 10 vs. Pepperdine (12/6/20)
 Career 11 at Ohio State (1/11/18)*

Rebounds

Season 6 vs. St. Katherine (12/2/20)
 Career 8 vs. Catholic University (12/12/17)*

Assists

Season 3 vs. UC Irvine (11/27/20)
 Career 3 vs. UC Irvine (11/27/20)

Field Goals

Season 5 vs. Pepperdine (12/6/20)
 Career 5 vs. Pepperdine (12/6/20)

Field Goals Attempted

Season 6 vs. Pepperdine (12/6/20)
 Career 6 vs. Pepperdine (12/6/20)

Three-Point Field Goals

Season 1 vs. Brigham Young (12/18/20)
 1 vs. UC Irvine (11/27/20)
 Career 1 vs. UC Irvine (11/27/20)
 1 vs. Rutgers (12/17/18)*
 1 vs. Minnesota (1/18/18)*
 1 at Michigan (1/15/18)*
 1 at Ohio State (1/11/18)*
 1 vs. Catholic University (12/12/17)*
 1 vs. Gardner-Webb (12/9/17)*
 1 vs. Jackson State (11/20/17)*

Three-Point FG Attempted

Season 3 vs. UC Irvine (11/27/20)
 Career 3 vs. UC Irvine (11/27/20)

Free Throws

Season 1 at Arizona State (12/10/20)
 1 vs. UCLA (11/25/20)
 Career 4 at Ohio State (1/11/18)*

Free Throws Attempted

Season 11 vs. Brigham Young (12/18/20)
 1 at Arizona State (12/10/20)
 1 vs. UCLA (11/25/20)
 Career 7 at Ohio State (1/11/18)*

Steals

Season 3 vs. Pepperdine (12/6/20)
 Career 3 vs. Pepperdine (12/6/20)

Blocked Shots

Season
 Career 2 vs. Loyola Chicago (12/8/18)*
 2 vs. Wisconsin (2/4/18)*

Minutes Played

Season 18:10 vs. St. Katherine (12/2/20)
 Career 25 vs. Minnesota (1/18/18)*

*-at Maryland



23 • JOSHUA TOMAIĆ

FORWARD • 6-9 • 230 • SENIOR - TR

LANZAROTE, CANARY ISLANDS, SPAIN (CANARIAS ACADEMY/MARYLAND)

Rankings

- **MW** - No. 15 - Steals (1.50/g)
- **NCAA** - No. 246 - Steals (9)

Quick Hits

- Pronounced toe-MY-itch
- When he initially signed with and competed for Maryland, he was reportedly the first Canarian to compete for an NCAA collegiate basketball program.
- Speaks Spanish, English, German and Croatian.
- Has a 7-1 wing span and can play with his back to the basket, step out and hit from long range as well as run the floor.
- A 2020 graduate of Maryland and has one season of eligibility.

Season Highlights

- Made his SDSU debut vs. No. 22/21 UCLA (11/25) & in 15 minutes grabbed 3 rebs, had 1 assist and 1 steal along with 9 pts, his highest point total since he has 11 at Ohio State (1/11/18).
- Totaled a career-best three assists vs. UC Irvine (11/27).
- Had his best rebounding game of the season with 6 vs. St. Katherine (12/2).
- Reached double figure scoring with 10 pts. vs. Pepperdine (12/6). It was the first time he reached double digits since a game at Ohio State (1-11-18), where he set his career-high w/11.
- At Arizona State (12/10), had his second game of the season with more offensive than defensive boards (2 off, 0 def).

Trending

- In the first six games of the season he has 30 pts. vs. 18 total points in 16 appearances last season at Maryland.
- Has nine steals in six games this year after not recording a steal in 62 games at Maryland.
- Among Aztecs who have double-digit shot attempts, his .565 FG percentage leads the team.
- Has logged double-digit minutes in each of the first four games this year; the second longest streak of his career, trailing only a six-game run from Jan. 4-Jan. 22, 2018.

2020-21 GAME-BY-GAME STATISTICS

Opponent	GS	MP	FG	3FG	FT	O-D-R	PF	TP	A	TO	S	B
UCLA	15	4-5	0-1	1-1	2-1-3	4	9	1	0	1	0	0
UC Irvine	17	2-4	1-3	0-0	0-1-1	3	5	3	3	1	0	0
St. Katherine	18	0-0	0-0	0-0	0-6-6	2	0	0	0	1	0	0
Pepperdine	14	5-6	0-1	0-0	1-4-5	4	10	0	1	2	0	0
at Arizona State	9	1-4	0-2	1-1	2-0-2	4	3	0	0	1	0	0
BYU	16	1-4	1-2	0-1	0-2-2	1	3	2	0	2	0	0
vs. Saint Mary's at UNLV												
at UNLV												
Nevada												
Nevada												
at Utah State												
at Utah State												
at Air Force												
at Air Force												
Wyoming												
Wyoming												
at New Mexico												
at New Mexico												
San Jose State												
San Jose State												
at Fresno State												
at Fresno State												
Boise State												
Boise State												
Colorado State (Postponed)												
Colorado State (Postponed)												

MISCELLANEOUS STATS/MARYLAND & SAN DIEGO STATE RECORD

Category	2020-21 Season		Career	
	Games	SDSU W/L	Games	UM & SDSU W/L
Double-Figure Scoring	1	1-0	2	1-1
15+ Point Games	0	0-0	0	0-0
Lead Team in Scoring	0	0-0	0	0-0
Lead Team in Rebounding	0	0-0	2	2-0
Lead Team in Assists	1	1-0	1	1-0
10+ Rebound Games	0	0-0	0	0-0

Consecutive Games	Current	Long
Double Figure Scoring	-	1*
With At Least One Assist	1	3
Played 30 or More Minutes	-	-
Consecutive Starts	-	1

* - Denotes an active streak

TOMAIĆ CAREER STATISTICS

Year	G-GS	Min.-Avg.	FG-FGA	Pct.	3P-3PA	Pct.	FT-FTA	Pct.	OR	DR	Reb	Avg.	PF-D	AT	TO	BS	ST	Pts	Avg.
17-18*	26-1	230-8.8	20-31	.645	7-15	.467	10-17	.588	17	30	47	1.8	21-0	8	10	6	0	57	2.2
18-19*	20-1	71-3.6	4-9	.444	0-1	.000	0-1	.000	5	11	16	0.8	11-0	0	5	3	0	8	0.4
19-20*	16-0	54-3.4	8-11	.727	0-2	.000	2-4	.500	4	4	8	0.5	12-0	0	0	1	0	18	1.1
20-21	6-0	88-14.7	13-23	.565	2-9	.222	2-3	.667	5	14	19	3.2	18-0	6	4	0	9	30	5.0
TOTAL	68-2	443-6.5	45-74	.608	9-27	.333	14-25	.560	31	59	90	1.3	62-0	14	19	10	9	113	1.7

* - at Maryland

SEASON/CAREER HIGHS

Points

Season

Rebounds

Season

Assists

Season

Field Goals

Season

Field Goals Attempted

Season

Three-Point Field Goals

Season

Three-Point FG Attempted

Season

Free Throws

Season

Free Throws Attempted

Season

Steals

Season

Blocked Shots

Season

Minutes Played

Season 1:00 vs. St. Katherine (12-2-20)



24 • TYLER BROUGHTON

GUARD • 6-4 • 190 • FRESHMAN - HS
LADERA RANCH, CALIF. (TESORO HIGH)

Quick Hits

- Twin brother Triston is a member of the San Diego State men's basketball team.
- A member of the 2019-20 practice squad, helping the team to a 30-2 record, its 12th MW crown and as high as a No. 4 ranking before ending the season at No. 6.
- As a high school senior (2018-19) led the team to the Sea View League (SVL) title averaging 12.0 points and 5.0 assists (according to MaxPreps.com) and named the SVL's Most Valuable Player.
- Competed in CIF Southern Section playoffs in each of his two varsity seasons (2017-18 & 2018-19).
- Competed in the North-South Orange County All-Star basketball game in 2019.
- Son of former NBA player Chris Mills.

Season Highlights

- Made his career debut vs. St. Katherine (12/2).

2020-21 GAME-BY-GAME STATISTICS

Opponent	GS	MP	FG	3FG	FT	O-D-R	PF	TP	A	TO	S	B
UCLA												
UC Irvine												
St. Katherine	1	0-0	0-0	0-0	0-0-0	0	0	0	0	0	0	0
Pepperdine												
at Arizona State												
BYU												
vs. Saint Mary's												
at UNLV												
at UNLV												
Nevada												
Nevada												
at Utah State												
at Utah State												
at Air Force												
at Air Force												
Wyoming												
Wyoming												
at New Mexico												
at New Mexico												
San Jose State												
San Jose State												
at Fresno State												
at Fresno State												
Boise State												
Boise State												
Colorado State (Postponed)												
Colorado State (Postponed)												

MISCELLANEOUS STATS/SAN DIEGO STATE RECORD

Category	2020-21 Season		Career	
	Games	SDSU W/L	Games	SDSU W/L
Double-Figure Scoring	0	0-0	0	0-0
15-Point Games	0	0-0	0	0-0
Lead SDSU in Scoring	0	0-0	0	0-0
Lead SDSU in Rebounding	0	0-0	0	0-0
Lead SDSU in Assists	0	0-0	0	0-0
Multiple Three-Pointers	0	0-0	0	0-0
One Turnover or Less	1	1-0	1	1-0
Consecutive Games	Current	Long		
Consecutive Games Played	1	1*		
Without Fouling Out	1	1*		
Scoring A Point	-	-		
At Least One Three-Pointer	-	-		
One Turnover or Less	1	1*		

TYLER BROUGHTON CAREER STATISTICS

Year	G-GS	Min.-Avg.	FG-FGA	Pct.	3P-3PA	Pct.	FT-FTA	Pct.	OR	DR	Reb	Avg.	PF-D	AT	TO	BS	ST	Pts	Avg.
20-21	1-0	1-1.0	0-0	.000	0-0	.000	0-0	.000	0	0	0	0.0	0-0	0	0	0	0	0	0.0

SEASON/CAREER HIGHS

Points

Season	17 at Arizona State (12/10/20)
Career	17 at Arizona State (12/10/20)

Rebounds

Season	15 at Arizona State (12/10/20)
Career	15 at Arizona State (12/10/20)

Assists

Season	1 vs. Brigham Young (12/18/20)
	1 at Arizona State (12/10/20)
	1 vs. UC Irvine (11/27/20)
	1 vs. UCLA (11/25/20)
Career	4 vs. San José State (3/2/19)

Field Goals

Season	7 at Arizona State (12/10/20)
Career	7 at Arizona State (12/10/20)
	7 vs. Grand Canyon (11/13/19)
	7 vs. New Mexico (1/15/19)

Field Goals Attempted

Season	12 at Arizona State (12/10/20)
Career	12 at Arizona State (12/10/20)

Three-Point Field Goals

Season	
Career	

Three-Point FG Attempted

Season	
Career	2 at Arizona State (12/10/20)

Free Throws

Season	4 vs. Brigham Young (12/18/20)
Career	5 vs. Texas Southern (11/14/18)

Free Throws Attempted

Season	45 vs. Brigham Young (12/18/20)
Career	6 vs. Texas Southern (11/14/18)

Steals

Season	1 at Arizona State (12/10/20)
	1 vs. Pepperdine (12/6/20)
	1 vs. UC Irvine (11/27/20)
	1 vs. UCLA (11/25/20)
Career	2 vs. San Diego Christian (12/18/19)
	2 vs. San Jose State (12/8/19)
	2 vs. Iowa (11/29/19)
	2 vs. Creighton (11/28/19)

Blocked Shots

Season	3 vs. Brigham Young (12/18/20)
	3 at Arizona State (12/10/20)
Career	4 vs. San Jose State (12/8/19)

Minutes Played

Season	27:25 at Arizona State (12/10/20)
Career	32 vs. Utah State (2/9/19)



31 • NATHAN MENSAH

FORWARD • 6-10 • 230 • JUNIOR - 2L
LABADI, ACCRA, GHANA (FINDLEY PREP (NEV.))

Rankings

- **MW** - No. 4 - Blocked Shots (1.50/g); No. 9 - Defensive Rebounds (5.90/g); No. 10 - Rebounds (7.17/g); No. 12 - Offensive Rebounds (2.17/g)
- **NCAA** - No. 86 - Blocks (9); No. 94 - Blocks per Game (1.50); No. 108 - Double Doubles (1); No. 178 - Rebounds per game (7.20); No. 214 - Rebounds (43); No. 218 - Defensive Rebounds per game (5.00)
- **SDSU CAREER** - No. 13 - Blocked Shots (70)

Quick Hits

- Pronounced MEN-sa
- Started 33 straight games over two seasons before an injury ended his 2019-20 season.
- MW Ranking in 2018-19: 5th in blocks, 10th in offensive rebounds & 16th in rebounds.
- 187 total rebounds and 39 blocks rank eighth and fourth, respectively, in SDSU's Division I freshman history.
- Was on pace to set career-high in nearly every statistical category before his season came to an end after 13 games in 2019-20.

Season Highlights

- Made his first appearance since Dec. 18, 2019 & led the team w/ 7 rebs. vs. No. 22/21 UCLA (11/25) and hoisted the first three-pointer of his career.
- Scored a then season-high 9 pts. (4-of-7 FG & 1-of-3 FT) vs. UC Irvine (11/27).
- Vs. St. Katherine (12/2), was an efficient on 3-of-6 FG & 3-of-4 FT for 9 points and led the team in rebounds (7) for the second time this season.
- Enjoyed the best game of his career with 17 pts & 15 rebs at Arizona State (12/10) also blocked a season-high three shots. His 15 boards are the most for any player in the MW this season.

Trending

- Through six games has committed three turnover in 128 minutes (0.9 turnovers per 40 minutes played) and has a 1.3:1 assist to turnover ratio.
- Has six blocked shots in the last two games, is averaging 1.5 per game this season and is one of two players in the MW who have recorded at least three blocks in a game twice this season (Utah State's Neemias Queta).
- 70 career blocked shots rank No. 13 on the program's career list.
- His 40 total rebounds over the first five games of the season were the second most in a five game stretch in his college career, behind 43 boards over the first five games last season.
- In his last 10 games has 69 rebounds (6.9 per game).
- His 1.32 career blocks per game ranks No. 40 among active Division I players.

2020-21 GAME-BY-GAME STATISTICS

Opponent	GS	MP	FG	3FG	FT	O-D-R	PF	TP	A TO	S	B
UCLA	*	19	2-5	0-1	0-0	1-6-7	4	4	1	0	1
UC Irvine	*	19	4-7	0-0	1-3	3-2-5	2	9	1	0	1
St. Katherine	*	18	3-6	0-0	3-4	2-5-7	0	9	0	0	1
Pepperdine	*	21	2-4	0-0	2-2	2-4-6	2	6	0	1	1
at Arizona State	*	27	7-12	0-2	3-4	4-11-15	3	17	1	1	3
BYU	*	24	2-2	0-0	4-5	1-2-3	5	8	1	1	0
vs. Saint Mary's											
at UNLV											
at UNLV											
Nevada											
Nevada											
at Utah State											
at Utah State											
at Air Force											
at Air Force											
Wyoming											
Wyoming											
at New Mexico											
at New Mexico											
San Jose State											
San Jose State											
at Fresno State											
at Fresno State											
Boise State											
Boise State											
Colorado State (Postponed)											
Colorado State (Postponed)											

MISCELLANEOUS STATS/SAN DIEGO STATE RECORD

Category	2020-21		Career	
	Games	SDSU W/L	Games	SDSU W/L
Double-Figure Scoring	1	1-0	11	10-1
15-Point Games	1	1-0	2	2-0
Double-Doubles	1	1-0	4	4-0
10-Rebounding Games	1	1-0	8	8-0
Lead SDSU in Scoring	0	0-0	1	1-0
Lead SDSU in Rebounding	4	4-0	18	15-3
Lead SDSU in Assists	0	0-0	0	0-0
One Turnover or Less	6	5-1	44	32-12

Consecutive Games	Current	Long
Double-Figure Scoring	-	2
Double-Figure Rebounding	-	2
Consecutive Games Played	6	47
Without Fouling Out	-	22*
Scoring A Point	14	17
One Turnover or Less	7	15

* - Denotes an active streak

MENSAH CAREER STATISTICS

Year	G-GS	Min.-Avg.	FG-FGA	Pct.	3P-3PA	Pct.	FT-FTA	Pct.	OR	DR	Reb	Avg.	PF-D	AT	TO	BS	ST	Pts	Avg.
18-19	34-20	642-18.9	72-133	.541	0-0	.000	46-65	.708	80	107	187	5.5	94-4	20	22	39	9	190	5.6
19-20	13-13	263-20.2	37-60	.617	0-0	.000	16-25	.640	27	62	89	6.8	30-0	4	14	22	10	90	6.9
20-21	6-6	129-21.5	20-36	.556	0-3	.000	13-18	.722	13	30	43	7.2	16-1	4	3	9	4	53	8.8
TOTAL	53-39	1,035-19.5	129-229	.563	0-3	.000	75-108	.694	120	199	319	6.0	140-5	28	39	70	23	333	6.3

SEASON/CAREER HIGHS

Points

Season

Rebounds

Season

Assists

Season

Field Goals

Season

Field Goals Attempted

Season

Three-Point Field Goals

Season

Three-Point FG Attempted

Season

Free Throws

Season

Free Throws Attempted

Season

Steals

Season

Blocked Shots

Season

Minutes Played

Season



32 • DEREK MORHAR

GUARD • 6-5 • 165 • FRESHMAN - HS
CALABASAS, CALIF. (CALABASAS HIGH)

Quick Hits

- Pronounced MORE-har.
- Earned high school team's Most Valuable Player as a senior, averaging 17.6 points and 5.5 rebounds, and was twice named the team's Most Improved Player (as a sophomore and a junior).
- A first-team All-Marmonte League performer and Ventura County Basketball Coaches Association all-county selection as a senior.
- Won the Marmonte League championship as a junior, with a 7-1 conference record and competed in the CIF Southern Section playoffs.

2020-21 GAME-BY-GAME STATISTICS

Opponent	GS	MP	FG	3FG	FT	O-D-R	PF	TP	A	TO	S	B
UCLA												
UC Irvine												
St. Katherine												
Pepperdine												
at Arizona State												
BYU												
vs. Saint Mary's												
at UNLV												
at UNLV												
Nevada												
Nevada												
at Utah State												
at Utah State												
at Air Force												
at Air Force												
Wyoming												
Wyoming												
at New Mexico												
at New Mexico												
San Jose State												
San Jose State												
at Fresno State												
at Fresno State												
Boise State												
Boise State												
Colorado State (Postponed)												
Colorado State (Postponed)												

MISCELLANEOUS STATS/SAN DIEGO STATE RECORD

Category	2020-21 Season		Career	
	Games	SDSU W/L	Games	SDSU W/L
Double-Figure Scoring	0	0-0	0	0-0
15-Point Games	0	0-0	0	0-0
Lead SDSU in Scoring	0	0-0	0	0-0
Lead SDSU in Rebounding	0	0-0	0	0-0
Lead SDSU in Assists	0	0-0	0	0-0
Multiple Three-Pointers	0	0-0	0	0-0
One Turnover or Less	0	0-0	0	0-0

Consecutive Games	Current	Long
Consecutive Games Played	-	-
Without Fouling Out	-	-
Scoring A Point	-	-
At Least One Three-Pointer	-	-
One Turnover or Less	-	-

MORHAR CAREER STATISTICS

Year	G-GS	Min.-Avg.	FG-FGA	Pct.	3P-3PA	Pct.	FT-FTA	Pct.	OR	DR	Reb	Avg.	PF-D	AT	TO	BS	ST	Pts	Avg.
20-21	0-0	0-0.0	0-0	.000	0-0	.000	0-0	.000	0	0	0	0.0	0-0	0	0	0	0	0	0.0 0-0

SEASON/CAREER HIGHS

Points	
Season	10 vs. UCLA (11/25/20)
Career	11 vs. Brown (12/29/18)
Rebounds	
Season	7 vs. UC Irvine (11/27/20)
Career	6 vs. Nevada (1/18/20) 6 vs. Grand Canyon (11/13/19)
Assists	
Season	3 vs. Pepperdine (12/6/20)
Career	3 vs. Pepperdine (12/6/20) 3 at UNLV (3/14/19) 3 at Utah State (2/26/19) 3 at Colorado State (2/12/19)
Field Goals	
Season	4 vs. UCLA (11/25/20)
Career	4 vs. UCLA (11/25/20) 4 vs. Utah State (3/7/20) 4 at BYU (11/9/19) 4 vs. New Mexico (1/15/19) 4 vs. CS Dominguez Hills (12/12/18)
Field Goals Attempted	
Season	9 vs. UCLA (11/25/20)
Career	9 vs. UCLA (11/25/20) 9 at BYU (11/9/19)
Three-Point Field Goals	
Season	1 vs. Pepperdine (12/6/20)
Career	1 vs. Pepperdine (12/6/20) 1 vs. UNLV (1/26/19) 1 vs. New Mexico (1/15/19) 1 vs. Brown (12/29/18)
Three-Point FG Attempted	
Season	3 vs. Pepperdine (12/6/20)
Career	3 vs. Pepperdine (12/6/20)
Free Throws	
Season	4 vs. UC Irvine (11/27/20)
Career	4 vs. UC Irvine (11/27/20) 4 vs. Brown (12/29/18)
Free Throws Attempted	
Season	8 vs. UC Irvine (11/27/20)
Career	8 vs. UC Irvine (11/27/20)
Steals	
Season	3 vs. Brigham Young (12/18/20)
Career	4 at Colorado State (2/12/19)
Blocked Shots	
Season	
Career	2 vs. Utah State (3/7/20) 2 at UNLV (3/14/19) 2 at Utah State (2/26/19) 2 vs. Air Force (1/30/19) 2 vs. CSUN (1/1/19)
Minutes Played	
Season	25:45 vs. Pepperdine (12/6/20)
Career	26 at Utah State (2/26/19) 26 vs. Nevada (2/20/19)



33 • AGUEK AROP

FORWARD • 6-6 • 220 • JUNIOR - 2L
OMAHA, NEB. (OMAHA SOUTH HIGH)

Rankings

- **MW** - No. 8 - Offensive Rebounds (2.60/g)
- **NCAA** - No. 140 - Offensive Rebounds per game (2.60)

Quick Hits

- Pronounced uh-GWUK uh-ROPE
- Appeared in 53 games, all off the bench, in his first two years.
- Totaled 133 rebounds in his first two seasons (671 minutes) for an average of 7.93 boards per 40 minutes played.
- Named the 2016 Nebraska Gatorade Player of the Year after leading Omaha South Prep to a Class A state title and a 28-1 record as a junior in high school.

Season Highlights

- Got his first career start vs. No. 22/21 UCLA (11/25) where he equaled career bests with 4 FG & 9 FGA. Reached double figures for the first time in the last 39 games (10 pts. vs. New Mexico on 1-15-18).
- Led the team with 7 rebs. (3 Off, 4 Def). It was the first time in his 55-game career that he paced the team in the category for a game.
- Three assists led the team vs. Pepperdine (12/6), were a season-high and matched his career best.
- At Arizona State (12/10) had more offensive than defensive boards for the third time in four games.
- Set a season-best with three steals vs. Brigham Young (12/18).

Trending

- Leads the team, eighth in the Mountain West & No. 140 nationally in offensive rebounds and ranks third on the squad in total boards (22).
- In the last 26 games has 39 offensive & 33 defensive rebounds.
- Is the only player on the team with more offensive boards (13) than defensive (9) in 2020-21.

2020-21 GAME-BY-GAME STATISTICS

Opponent	GS	MP	FG	3FG	FT	O-D-R	PF	TP	A	TO	S	B
UCLA	*	24	4-9	0-2	2-2	3-1-4	2	10	1	0	0	0
UC Irvine	*	23	0-3	0-0	4-8	3-4-7	4	4	2	1	1	0
St. Katherine												
Pepperdine	*	26	3-7	1-3	1-2	3-1-4	3	8	3	1	2	0
at Arizona State	*	18	2-4	0-0	0-3	2-1-3	3	4	2	4	0	0
BYU	*	21	1-5	0-2	0-0	2-2-4	1	2	0	3	3	0
vs. Saint Mary's												
at UNLV												
at UNLV												
Nevada												
Nevada												
at Utah State												
at Utah State												
at Air Force												
at Air Force												
Wyoming												
Wyoming												
at New Mexico												
at New Mexico												
San Jose State												
San Jose State												
at Fresno State												
at Fresno State												
Boise State												
Boise State												
Colorado State (Postponed)												
Colorado State (Postponed)												

MISCELLANEOUS STATS/SAN DIEGO STATE RECORD

Category	2020-21 Season		Career	
	Games	SDSU W/L	Games	SDSU W/L
Double-Figure Scoring	1	1-0	3	2-1
15-Point Games	0	0-0	0	0-0
Led SDSU in Scoring	0	0-0	0	0-0
Led SDSU in Rebounding	2	1-1	2	1-1
Led SDSU in Assists	1	1-0	3	2-1
Multiple Steals	2	1-1	4	3-1
One Turnover or Less	3	3-0	44	30-14
Consecutive Games	Current	Long		
Consecutive Games Played	3	17		
Without Fouling Out	56	56*		
Scoring A Point	11	11*		
One Turnover or Less	-	12		

* - Denotes an active streak

AROP CAREER STATISTICS

Year	G-GS	Min.-Avg.	FG-FGA	Pct.	3P-3PA	Pct.	FT-FTA	Pct.	OR	DR	Reb	Avg.	PF-D	AT	TO	BS	ST	Pts	Avg.
18-19	31-0	453-14.6	37-83	.446	3-15	.200	19-31	.613	34	49	83	2.7	48-1	30	26	18	17	96	3.1
19-20	22-0	218-9.9	32-64	.500	0-6	.000	5-8	.625	26	24	50	2.3	23-0	8	13	5	8	69	3.1
20-21	5-5	110-22.0	10-28	.357	1-7	.143	7-15	.467	13	9	22	4.4	13-0	8	9	0	6	28	5.6
TOTAL	58-5	781-13.5	79-175	.451	4-28	.143	31-54	.574	73	82	155	2.7	84-1	46	48	23	31	193	3.3

SEASON/CAREER HIGHS

Points

Season

Rebounds

Season

Assists

Season

Field Goals

Season

Field Goals Attempted

Season

Three-Point Field Goals

Season

Three-Point FG Attempted

Season

Free Throws

Season

Free Throws Attempted

Season

Steals

Season

Blocked Shots

Season

Minutes Played

Season



42 • TRISTON BROUGHTON

GUARD • 6-4 • 190 • FRESHMAN - HS
LADERA RANCH, CALIF. (TESORO HIGH)

Quick Hits

- Twin brother Tyler is a member of the San Diego State men's basketball team.
- A member of the 2019-20 practice squad, helping the team to a 30-2 record, its 12th MW crown and as high as a No. 4 ranking before ending the season at No. 6.
- Named an All-Sea View League performer as a sophomore, junior and senior.
- Helped lead the team to the Sea View League championship as a senior (2018-19) averaging 17.0 points, 6.0 rebounds and 4.0 assists per game.
- Competed in the CIF Southern Section playoffs in each of his three varsity seasons.
- Member of the championship team at the 2018 So Cal Elite Gary Raya Classic where he earned all-tournament honors.
- A three-year team captain.
- Son of former NBA player Chris Mills.

Season Highlights

- Made his career debut vs. St. Katherine (12/2).

2020-21 GAME-BY-GAME STATISTICS

Opponent	GS	MP	FG	3FG	FT	O-D-R	PF	TP	A	TO	S	B
UCLA												
UC Irvine												
St. Katherine	1	0-0	0-0	0-0	0-0-0	0	0	0	0	0	0	0
Pepperdine												
at Arizona State												
BYU												
vs. Saint Mary's												
at UNLV												
at UNLV												
Nevada												
Nevada												
at Utah State												
at Utah State												
at Air Force												
at Air Force												
Wyoming												
Wyoming												
at New Mexico												
at New Mexico												
San Jose State												
San Jose State												
at Fresno State												
at Fresno State												
Boise State												
Boise State												
Colorado State (Postponed)												
Colorado State (Postponed)												

MISCELLANEOUS STATS/SAN DIEGO STATE RECORD

Category	2020-21 Season		Career	
	Games	SDSU W/L	Games	SDSU W/L
Double-Figure Scoring	0	0-0	0	0-0
15-Point Games	0	0-0	0	0-0
Lead SDSU in Scoring	0	0-0	0	0-0
Lead SDSU in Rebounding	0	0-0	0	0-0
Lead SDSU in Assists	0	0-0	0	0-0
Multiple Three-Pointers	0	0-0	0	0-0
One Turnover or Less	1	1-0	1	1-0
Consecutive Games	Current	Long		
Consecutive Games Played	1	1*		
Without Fouling Out	1	1*		
Scoring A Point	-	-		
At Least One Three-Pointer	-	-		
One Turnover or Less	1	1*		

TRISTON BROUGHTON CAREER STATISTICS

Year	G-GS	Min.-Avg.	FG-FGA	Pct.	3P-3PA	Pct.	FT-FTA	Pct.	OR	DR	Reb	Avg.	PF-D	AT	TO	BS	ST	Pts	Avg.
20-21	1-0	1-1.0	0-0	.000	0-0	.000	0-0	.000	0	0	0	0.0	0-0	0	0	0	0	0	0.0



GAME 1
San Diego State 73
No. 22/21 UCLA 58

Nov. 25, 2020 | San Diego, Calif.
Viejas Arena | Att.: 0



GAME 2
San Diego State 77
UC Irvine 58

Nov. 27, 2020 | San Diego, Calif.
Viejas Arena | Att.: 0



GAME 3
San Diego State 83
St. Katherine 41

Dec. 2, 2020 | San Diego, Calif.
Viejas Arena | Att.: 0

SAN DIEGO — Mick Cronin might not be so eager to bring UCLA back to San Diego State anytime soon after his short-handed Bruins were given a rude welcome by the deep, disruptive Aztecs coached by old friend Brian Dutcher.

Matt Mitchell and Jordan Schakel scored 15 points apiece and SDSU used a suffocating defense and 3-point shots to humble 22nd-ranked UCLA 73-58 on Wednesday night in the season opener for both teams.

Mitchell and Schakel hit 3s early in the second half to open a 40-28 lead and the Aztecs dominated the rest of the way at empty Viejas Arena. Ageuk Arop and Terrell Gomez scored 10 points each for San Diego State, which was 30-2 last season and expecting its highest seed ever in the NCAA Tournament before it was canceled due to the coronavirus pandemic.

UCLA, which played on SDSU's home court for the first time since December 1991, was without key players Jalen Hill and transfer Johnny Juzang. Chris Smith, the Bruins' only senior, committed his fourth foul midway through the second half and came out — and then fouled out with 4:47 to go. He scored 10 points, none after halftime.

Jaime Jacquez Jr. had 17 points for UCLA, and Cody Riley added 14 points and 12 rebounds.

The game was part of a multi-team event that also includes Pepperdine and UC Irvine. UCLA and SDSU had been scheduled to play in a bubble in Orlando, but it fell apart. Longtime pals Dutcher and Cronin quickly put together this event.

Mitchell and Schakel each hit three 3-pointers, and the Aztecs, picked to repeat as Mountain West Conference regular-season champions, went 9 of 23 from behind the arc.

The Bruins, who went 19-12 last year and were picked to win the Pac-12 this season, played well for the first eight minutes before SDSU's defense began to take its toll.

Mitchell hit a jumper to start an 8-0 run midway through the first half that gave the Aztecs a 23-19 lead. Joshua Tomic made a jumper and fellow senior transfer Gomez hit two free throws before Nathan Mensah sank a baseline jumper.

UCLA ended a six-minute drought when Smith made a one-handed jumper. Jacquez made a layup to pull the Bruins to 30-28 and was fouled, but missed the free throw. Arop hit a layup and two free throws in the final minute for a 34-28 halftime lead.

QUOTABLE

"I just think we have great depth," Dutcher said. "We used a lot of guys, 10 guys, and we don't drop off much. This might be as deep a team as we've ever had. UCLA was short-handed. They were missing two players, potentially two starters, so I just think we wore them down. We picked them up full court the entire game and I think we just wore them down to the point where maybe they were on tired legs by the end of the game."

CROWD NOISE

Asked if his players were bothered by the faux crowd noise at usually raucous Viejas Arena, Cronin said: "The problem wasn't the crowd noise. The problem was San Diego State, their toughness, their execution."

BIG PICTURE

UCLA: Hill, a 6-10 swingman, has right knee tendinitis and is day-to-day. Juzang, a transfer from Kentucky, has a stress reaction in his right foot and isn't expected to play this week.

San Diego State: The Aztecs used their trademark tough defense during the first half to force UCLA into 10 turnovers and a scoring drought that allowed SDSU to take the lead.

SAN DIEGO — Keshad Johnson came off the bench to tally 14 points to carry San Diego State to a 77-58 win over UC Irvine on Friday.

Johnson scored 13 of his career-high 14 points in the second half on three 3-pt's, also a career-best, a pair of free throws and a thunderous dunk. In addition to his point output the native of Oakland, Calif., had four rebounds and a steal.

After defeating No. 22/21 UCLA 73-58 two nights earlier, the Aztecs took a little time to get going against the Anteaters.

UC Irvine led by as many as three points four times in the first 17 minutes and San Diego State didn't get more than a one-point advantage until a Trey Pulliam three with 2:55 to play in the half. The hoop sparked a 9-0 run and sent the teams to the intermission with SDSU up 34-25.

Matt Mitchell scored seven of his 11 points in the game, in the first 20 minutes for San Diego State (2-0). Pulliam also finished the half with seven points. Ageuk Arop added seven rebounds.

Returning to the floor after the break, the Aztecs pushed the lead to double digits in the first two minutes of the second half and never looked back. Within seven minute the lead was up to 25 and the game was completed with SDSU ahead by 19 points.

The third stingiest defense last season, allowing just 59.5 points per game, has picked up right where it left off giving up 58 points in each of its first two game.

Jordan Schakel scored only 3 points despite coming into the contest as the Aztecs' second leading scorer at 15.0 points per game. He shot 20% from behind the arc (1 of 5).

Brad Greene had 11 points and three assists for the Anteaters (0-2). Dawson Baker added 10 points. Collin Welp had 10 points.

UCLA	FG	3FG	FT	R	F	TP	A	TO	S	B	MP
Jacquez Jr. *	6-10	3-5	2-3	6	3	17	0	4	0	0	36
Riley *	3-7	0-0	8-13	12	3	14	1	3	1	0	31
Riley *	3-7	2-3	2-2	0	5	10	3	2	0	0	27
Campbell *	3-9	0-5	3-4	0	3	9	4	3	0	0	34
Bernard *	0-2	0-2	2-2	5	2	2	0	0	0	0	26
Singleton	2-6	2-5	0-0	1	1	6	1	1	0	0	26
Kyman	0-2	0-1	0-0	1	0	0	1	0	0	1	11
Nwuba	0-0	0-0	0-0	1	1	0	0	1	1	0	6
Clark	0-0	0-0	0-0	0	0	0	0	0	0	0	3
TEAM				2				1			
Totals	17-43	7-21	17-24	28	18	58	10	15	2	1	200

San Diego State	FG	3FG	FT	R	F	TP	A	TO	S	B	MP
Schakel *	4-8	3-5	4-4	3	3	15	0	0	0	0	32
Mitchell *	6-15	3-7	0-1	2	3	15	2	3	0	2	31
Arop *	4-9	0-2	2-2	4	2	10	1	0	0	0	23
Pulliam *	3-6	1-2	1-2	4	2	8	6	2	0	0	28
Mensah *	2-5	0-1	0-0	7	4	4	1	0	1	1	19
Gomez *	3-7	2-4	2-2	1	1	10	2	3	0	1	20
Tomic	4-5	0-1	1-1	3	4	9	1	0	0	1	15
Johnson	1-2	0-0	0-0	3	0	2	2	0	1	0	13
Seiko	0-1	0-1	0-0	3	1	0	1	0	0	0	17
Butler	0-0	0-0	0-0	1	1	0	0	0	0	0	2
TEAM				4				2			
Totals	27-58	9-23	10-12	34	21	73	16	10	5	2	200

Halftime: San Diego State 34, UCLA 28. **FG%:** San Diego State 46.6, UCLA 39.5. **3FG%:** San Diego State 39.1, UCLA 33.3. **FT%:** San Diego State 83.3, UCLA 70.5. **Officials:** Randy McCall, Verne Harris, Eric Curry. **Technical:** none.

UC Irvine	FG	3FG	FT	R	F	TP	A	TO	S	B	MP
Butler *	3-5	1-1	1-2	4	2	8	4	4	0	0	22
Welp *	4-5	1-1	1-2	4	2	10	1	1	0	0	23
Greene *	5-8	0-0	1-2	8	3	11	3	2	0	2	22
Lee *	0-2	0-2	0-0	2	2	0	2	4	0	0	22
Artst *	0-4	0-2	0-0	3	2	0	0	1	0	0	16
Henry	3-4	0-1	1-2	3	1	7	2	0	0	1	19
Baker	4-9	1-5	1-2	0	0	10	1	1	0	0	20
Johnson	1-2	0-0	1-2	2	4	3	0	2	1	2	6
Tshimanga	1-2	0-0	0-0	4	0	2	0	3	0	0	16
Davis	2-6	2-6	1-2	4	2	7	1	3	1	0	12
Ujadughele	0-1	0-0	0-0	0	0	0	0	1	0	0	16
Ruck	0-0	0-0	0-0	1	0	0	0	1	0	0	6
TEAM				3				2			4
Totals	23-48	5-18	7-14	38	19	58	14	25	2	5	200

San Diego State	FG	3FG	FT	R	F	TP	A	TO	S	B	MP
Mitchell *	3-8	1-4	4-4	4	1	11	2	0	2	0	25
Mensah *	4-7	0-0	1-3	5	2	9	1	0	1	0	19
Arop *	0-3	0-0	4-8	7	4	4	2	1	1	0	23
Pulliam *	4-6	1-2	0-1	2	0	9	1	0	0	0	22
Schakel *	1-7	1-5	0-0	2	2	3	1	1	1	0	24
Johnson	4-8	3-5	3-4	4	0	14	0	1	1	0	17
Tomic	2-4	1-3	0-0	1	3	5	3	3	1	0	17
Seiko	1-4	1-2	0-0	2	3	3	2	1	1	0	12
Gomez	2-5	2-5	2-2	0	0	8	1	1	2	0	16
Butler	2-5	1-2	0-0	0	2	5	1	1	1	0	16
Dinwiddie Jr.	2-4	2-3	0-0	0	6	0	0	0	0	0	4
Evans	0-1	0-1	0-0	0	1	0	0	0	0	0	3
Alger	0-0	0-0	0-0	0	0	0	0	0	0	0	1
Barnett	0-0	0-0	0-1	0	0	0	0	1	0	0	1
TEAM				3				0			
Totals	27-58	9-23	10-12	34	21	73	16	10	5	2	200

Halftime: San Diego State 34, UC Irvine 25. **FG%:** UC Irvine 47.9, San Diego State 40.3. **3FG%:** San Diego State 40.8, UC Irvine 27.8. **FT%:** San Diego State 63.6, UC Irvine 50.0. **Officials:** Randy McCall, Eric Curry, Deldre Carr. **Technical:** Russell Turner (UC Irvine coach).

SAN DIEGO — San Diego State's men's basketball recorded its third straight victory to open the 2020-21 season on Wednesday night defeating the University of St. Katherine Firebirds, 83-41, at Steve Fisher Court at Viejas Arena.

The Aztecs (3-0) used a 39-2 run in the first half to erase an early 11-9 deficit and seize command of the game.

SDSU had four players in double-digits, led by Jordan Schakel, who posted game-highs of 16 points and four steals, while Terrell Gomez followed closely with 13 points, including 3-for-5 clip from beyond the arc. Gomez has 300 three-pointers for his career, which ranks second in the nation among active players.

Freshman Keith Dinwiddie Jr. finished with a career-high 12 points on four threes of his own and Matt Mitchell reached double figures for the 59th time in a Scarlet and Black uniform with 10 points.

SDSU outscored the undersized Firebirds by 16 points in the point (26-10) as well as 11 points on the fast-break (15-4) to help key the victory. In addition, the Aztecs tallied 26 points off 17 Firebirds turnovers and maintained a 40-35 edge in rebounds, including a 36-27 edge on the defensive glass. The Aztecs bench finished with 29 points, marking the third time in as many games this season the bench has scored more than 20 points in a game.

Individually, Nathan Mensah led all players with seven rebounds, while Joshua Tomic added six boards in the win.

Both SDSU and USK got off to a sluggish start, shooting a combined 13.3 percent from the floor (2-15) during the first four minutes and change, with each side making just one field goal.

After a pair of Mitchell free throws, the Firebirds (1-0) hit consecutive threes and forged their biggest lead of the game at 8-4. Shortly thereafter, Dinwiddie answered with the first of his four buckets, while Keshad Johnson followed with a dunk to put San Diego State on top 9-8.

The Firebirds moved back in front 11-9, at the 12:51 mark of the half, on a three pointer by Jesus Hernandez Jr. However, less than a minute later, Johnson converted an old-fashioned three-point play, sparking the Aztecs' 39-2 outburst.

Schakel scored seven points during the run, including five free throws, while Mensah added four to help give SDSU a 28-11 cushion by the 7:27 mark.

St. Katherine was held to just five more points in the half, and the Aztecs held a 48-16 advantage at intermission.

SDSU continued to pad its lead in the second half, fashioning its biggest advantage of the evening at 79-30 after a three-pointer by Mitchell with 6:42 remaining.

After opening 1-for-8 from the floor, the Aztecs connected on 26 of their final 48 shots, finishing with a .482 field-goal percentage for the evening.

The Firebirds were led by Hernandez's 12 points, all from three-point range.

San Diego State returns to action on Sunday, Dec. 6, when it hosts Pepperdine. Tipoff is scheduled for 1:30 p.m. PT, and the contest will be aired locally on YuView (Channel 4 on Spectrum and Cox cable systems). The Aztecs and Waves have not met since the 1994-95 campaign.

St. Katherine	FG	3FG	FT	R	F	TP	A	TO	S	B	MP
Fleming *	1-7	1-4	0-0	2	3	3	1	2	0	0	25
Fields *	3-6	0-1	0-0	4	3	6	2	2	0	0	23
Robinson Jr. *	2-11	1-5	0-0	3	1	5	2	0	0	0	21
Coleman *	0-4	0-2	0-1	4	1	0	2	5	1	0	26
Hernandez Jr. *	4-9	4-7	0-0	4	1	12	1	2	0	0	23
Meza	0-2	0-2	0-0	2	3	0	2	1	0	0	14
Jackson	1-7	0-2	4-5	1	1	6	1	3	0	0	20
Stanford	0-1	0-0	0-0	3	2	0	0	1	0	0	9
Funk	0-0	0-0	0-0	2	1	0	1	0	0	0	11
Rhodes	2-5	1-2	2-2	2	1	7	1	0	0	0	12
Penn	0-2	0-0	0-0	2	0	0	0	0	1	0	10
Kleiner	1-2	0-1	0-0	0	2	2	0	1	0	0	3
Fukuda	0-0	0-0	0-0	0	0	0	0	0	0	0	1
Vu	0-0	0-0	0-0	0	0	0	0	0	0	0	1
TEAM				5				0			
Totals	14-56	7-26	6-8	34	19	41	13	17	2	0	200

San Diego State	FG	3FG	FT	R	F	TP	A	TO	S	B	MP
Mitchell *	2-5	1-3	5-8	4	4	10	3	4	1	1	18
Mensah *	3-6	0-0	3-4	7	0	9	0	0	0	1	18
Gomez *	5-7	3-5	0-0	3	3	13	2	0	1	0	23
Pulliam *	3-6	0-1	0-0	1	0	6	4	0	4	0	20
Schakel *	4-8	3-6	5-5	3	1	16	1	1	2	0	22
Johnson	4-6	0-2	1-1	5	1	9	2	1	0	1	19
Seiko	0-4	0-3	0-0	4	0	0	1	1	2	0	16
Butler	1-1	0-0	4-4	3	3	6	1	0	1	0	14
Dinwiddie Jr.	4-9	4-8	0-0	1	1	12	0	1	0	0	16
Tomic	0-0	0-0	0-0	6	2	0	0	0	1	0	18
Evans	1-3	0-1	0-0								



GAME 4 San Diego State 65 Pepperdine 60

Dec. 6, 2020 | San Diego, Calif.
Viejas Arena | Att.: 0

SAN DIEGO – The San Diego State men's basketball team used a 24-4 run midway through the second half to erase a 16-point deficit and defeat the Pepperdine Waves, 65-60 on Sunday afternoon at Steve Fisher Court at Viejas Arena.

Jordan Schakel led the offense for the Aztecs (4-0) with 17 points, Matt Mitchell finished with 13 and Joshua Tomaic totaled 10 points.

Down 47-31 with 16:16 left in the game, Tomaic, Schakel and Mitchell combined to score 21 of the team's 24 points in a 12:37 span to erase the Waves (2-2) lead and forge a four-point advantage, which they would not relinquish en route to the five-point win.

San Diego State returns to action on Thursday, Dec. 10 at Arizona State. The Aztecs and San Devils are scheduled to tip off at 7 p.m. PT.

Pepperdine	FG	3FG	FT	R	F	TP	A	TO	S	B	MP
Edwards	* 8-18	5-9	1-1	5	1	22	1	2	2	0	38
Chukwuka	* 4-6	2-4	1-2	6	3	11	2	2	2	0	35
Altman	* 1-5	0-1	1-2	4	4	3	2	1	0	1	30
Ross	* 3-10	0-5	4-4	4	4	10	7	7	2	0	40
Smith	* 6-9	0-1	0-1	0	5	12	2	3	0	0	26
Ball	* 1-3	0-1	0-0	1	2	2	0	0	0	0	11
Palk Jr.	* 0-2	0-0	0-0	2	4	0	0	1	0	0	14
Deng	* 0-1	0-0	0-0	0	0	0	0	0	0	0	6
TEAM				5				0			
Totals	23-54	7-21	7-10	27	23	60	14	16	6	3	200

San Diego State	FG	3FG	FT	R	F	TP	A	TO	S	B	MP
Mitchell	* 4-10	0-2	5-6	5	3	13	0	4	1	1	32
Mensah	* 2-4	0-0	2-2	6	2	6	0	1	1	1	21
Arop	* 3-7	1-3	1-2	4	3	8	3	1	2	0	26
Pulliam	* 0-3	0-1	2-3	3	1	2	3	3	1	0	28
Schakel	* 6-12	1-6	4-5	5	0	17	0	2	1	0	31
Johnson	* 0-0	0-0	1-5	0	0	1	0	0	0	0	5
Seiko	* 0-1	0-1	6-8	4	3	6	2	1	2	0	20
Gomez	* 1-7	0-5	0-0	3	1	2	3	0	0	0	22
Butler	* 0-0	0-0	0-0	0	1	0	0	1	0	1	2
Tomaic	* 5-6	0-1	0-0	5	4	10	0	1	3	0	14
TEAM				3				1			
Totals	21-50	2-19	21-31	38	18	65	11	15	11	2	200

Halftime: Pepperdine 34, San Diego State 20. **FG%:** Pepperdine 42.6, San Diego State 42.0. **3FG%:** Pepperdine 33.3, San Diego State 10.5. **FT%:** Pepperdine 70.0, San Diego State 67.7. **Officials:** Kevin Brill, Deron White, Mike O'Neill. **Technical:** Smith (Pepperdine).



GAME 5 San Diego State 80 Arizona State 68

Dec. 10, 2020 | Tempe, Ariz.
Desert Financial Arena | Att.: 0

TEMPE, Ariz. – San Diego State was so worried about Arizona State's fast break, it sent three players back on defense after every miss, leaving its two big men to work the offensive glass.

Two against five turned out to be pretty good odds for the hard-working Aztecs.

Jordan Schakel scored 25 points, Nathan Mensah had 17 points and 15 rebounds, and No. 24 San Diego State dominated inside to beat No. 23 Arizona State 80-68 Thursday night.

"We sent the center and the power forward to the offensive glass and those guys did a great job on their own," Aztecs coach Brian Dutcher said. "It was a real key to the game."

The Sun Devils (3-2) got volume-scoring guard Alonzo Verge Jr. back after he missed two games during to COVID-19 contact tracing but were without forward Marcus Bagley due to a lower left leg injury suffered Saturday against Cal.

San Diego State (5-0) already had a size advantage inside, and Bagley's absence turned it into an even bigger strength.

The Aztecs outscored Arizona State 36-9 in the paint and had 17 second-chance points on 11 offensive rebounds against the smaller Sun Devils. San Diego State pulled away with an 18-2 run in the second half to stretch the nation's longest road winning streak to 13 straight games.

"It was probably our closest to a complete game," said Schakel, who shot 5 of 9 from 3. "We still have a long way to go, but it was nice to put that kind of game together this early in the season."

The Sun Devils were pushed to the perimeter most of the night by the bigger Aztecs and, despite a couple of nice runs, didn't make enough outside shots. Arizona State shot 34% and missed 11 straight shots during a key stretch in the second half.

Verge led the Sun Devils with 25 points.

"Do we really care about how hard we've got to play? Do we know how hard we've got to play to beat a team like that?" Arizona State coach Bobby Hurley said. "There were a lot of examples of that tonight."

The Aztecs went without three players due to contact tracing, though only Keshad Johnson was expected to be part of the rotation.

Bagley's loss was a bigger one for the Sun Devils, leaving them without their top rebounder.

San Diego State took advantage, scoring 12 points off six offensive rebounds midway through the first half. The 6-10 Mensah had his way inside with 10 points and 10 rebounds in the first half to give the Aztecs a 35-33 lead.

Arizona State missed 11 of its first 15 shots before finding a better offensive rhythm and cleaned up the defensive glass better to rally from an early 12-point deficit.

The Sun Devils struggled against San Diego State's defensive pressure early in the second half and began turning the ball over, leading to a series of transition baskets during a 13-0 Aztecs run. Arizona State had a stretch of eight minutes without a field goal as San Diego State extended the lead to 59-45.

"It was a combination of poor shot selection, careless turnovers, bad transition defense after mistakes," Hurley said. "We were still up two, 43-41, with 15 minutes left with all the things that I witnessed and we found a way to do worse than that, which is scary."

BIG PICTURE
San Diego State won its 17th straight nonconference game behind a big night by Schakel and a dominant performance inside.

Arizona State already lacks size inside and missing Bagley really hurt, particularly when the shots weren't falling in the second half.

POLL IMPLICATIONS
San Diego State entered the AP Top 25 for the first time this season and could climb considerably. Even with a win over Grand Canyon on Sunday, Arizona State could end up dropping out of the poll after being manhandled by the Aztecs inside.

QUIET REMY
Arizona State point guard Remy Martin didn't take his first shot until the 5:14 mark of the first half — a made 3-pointer — and wasn't much of a factor. The preseason AP All-American finished with nine points on 2-of-8 shooting with five rebounds and three assists.

"He had a little bit of a blank look on him, wasn't having that fire, that energy I'm used to seeing from Remy," Hurley said. "Overall, he's got to play better in these games, games like this where he's had a history of playing well."

San Diego State	FG	3FG	FT	R	F	TP	A	TO	S	B	MP
Mitchell	* 1-7	0-4	12-15	5	3	14	2	3	2	0	26
Mensah	* 7-12	0-2	3-4	15	3	17	1	1	3	2	27
Arop	* 2-4	0-0	0-3	3	3	4	2	4	0	0	18
Pulliam	* 3-8	1-2	0-0	1	4	7	2	1	1	0	29
Schakel	* 9-15	5-9	2-2	6	1	25	0	1	2	0	33
Tomaic	* 1-4	0-2	1-1	2	4	3	0	0	1	0	8
Seiko	* 1-2	0-1	0-0	3	0	2	1	0	0	0	21
Gomez	* 2-5	2-4	0-0	2	6	4	1	0	0	0	25
Butler	* 1-4	0-1	0-0	3	0	2	2	1	1	0	12
TEAM				6				0			
Totals	27-61	8-25	18-25	44	20	80	14	12	8	3	200

Arizona State	FG	3FG	FT	R	F	TP	A	TO	S	B	MP
Graham	* 4-8	0-0	2-4	4	3	10	0	2	0	2	33
Cherry	* 1-3	1-3	0-0	2	4	3	0	0	0	2	12
Martin	* 2-8	2-6	3-4	5	1	9	3	3	2	0	34
Verge Jr.	* 8-20	7-14	2-2	5	3	25	4	3	1	0	30
Christopher, J.	* 2-8	1-5	8-8	5	13	1	1	1	1	1	25
Woods	* 0-3	0-3	0-2	2	1	0	3	1	0	0	22
Lawrence	* 1-2	1-1	0-0	0	4	3	1	1	0	0	15
Osten	* 1-3	0-0	0-2	7	2	2	1	0	0	0	14
House	* 1-3	1-2	0-0	1	0	3	1	0	1	0	13
Christopher, C.	* 0-0	0-0	0-0	0	0	0	0	0	0	0	1
Dziuba	* 0-0	0-0	0-0	1	0	0	0	1	0	0	1
TEAM				5				1			
Totals	20-58	13-34	15-22	37	23	68	14	13	5	5	200

Halftime: San Diego State 35, Arizona State 33. **FG%:** San Diego State 44.3, Arizona State 34.5. **3FG%:** Arizona State 38.2, San Diego State 32.0. **FT%:** San Diego State 72.0, Arizona State 68.2. **Officials:** David Hall, Mike Reed, Eric Curry. **Technical:** Christopher, J. (Arizona State).



GAME 6 Brigham Young 72 San Diego State 62

Dec. 18, 2020 | San Diego, Calif.
Viejas Arena | Att.:

SAN DIEGO – In a normal visit to San Diego State, the BYU Cougars would have to face a trash-talking student section and a sellout crowd of 12,414 at Viejas Arena.

Not this time. Because of COVID-19, Viejas Arena was empty Friday, which allowed the Cougars to focus strictly on the No. 18 Aztecs.

Alex Barcello scored 22 points and Brandon Averette hit a huge 3-pointer with 51 seconds left for BYU, which blew a 17-point lead before beating San Diego State 72-62 despite Matt Mitchell's career-high 35 points.

Playing in the empty arena, without the taunts of The Show, made a huge difference for the Cougars, who are still reviled even though the teams haven't been in the same conference for a decade.

"I've had nightmares of us having zero points in the first 19 minutes game or something," BYU coach Mark Pope said.

Actually, it was almost the opposite, as BYU used its size advantage and effective offense to take a 35-20 halftime lead before hanging on in the second half.

"Granted it's minus the 15,000 and The Show, but to come in here and get a win is a huge deal against a big-time team," Pope added. "I do think there's a very, very legitimate chance they don't lose another game this season until the postseason. They're that good. And so to come in here and get out with a win is just a tribute to our guys and how tough they are."

Mitchell was remarkable in scoring 26 points in the second half. He spurred a 14-0 run with three 3-pointers and then had a steal and dunk that tied it 61.

But BYU (7-2) regained control and handed San Diego State (5-1) its first loss. The Aztecs won their first 26 games last season and were the nation's last undefeated team en route to a 30-2 record. After Matt Haarms made a baseline jumper for a 63-61 BYU lead, Mitchell made one of two free throws. Averette then hit a 3 from straight on to put BYU up 66-62 with 51 seconds left.

"We've been doing this so long that can't you just picture that 3?" Pope said. "We beat them without The Show in here, and I don't know if we'd beat them with the Show in here. It's just different. But can't you just hear the gym? Like they're coming back, people are tearing their clothes off and going crazy and on fire. And then Brandon Averette bangs that 3 and the place goes deathly silent."

"That's how it felt when he shot it. In my mind, going live, that's how it felt for him to step up and make that big shot. There were so many huge plays but that's the fun one to talk about."

Barcello made four free throws in the last 35 seconds, sandwiched around a missed 3 by Mitchell, and Connor Harding made two free throws for the Cougars, who had a 40-26 rebounding edge.

Haarms and Averette scored 10 points apiece.

"Matt's performance was right up there," SDSU coach Brian Dutcher said. "We can take no celebration in that because we lost the game. It was fun to watch Matt put us on his shoulders but we didn't get a win, so it kind of went for naught."

Mitchell said BYU's defense "was fanned out a little bit and gave me space to work, gave me room to get to the basket, get to my spots. Some of my teammates couldn't make shots and I felt like there was a lid on the rim so I got a little more aggressive and shots started falling."

Jordan Schakel had only three points on 1-of-9 shooting after scoring a career-high 25 points in an 80-68 win at Arizona State on Dec. 10.

BYU's biggest lead was 35-18 late in the first half before Mitchell made two free throws to make it 35-20 at halftime. SDSU shot just 25 percent and had eight turnovers in the first 20 minutes. Schakel had no points and missed his only two shots.

BIG PICTURE
BYU: The Cougars used an impressive half-court offense in staying ahead of the Aztecs in the second half. Late in the first half, they got consecutive 3-pointers from Spencer Johnson and Barcello. The Cougars lead the series 49-25.

SAN DIEGO STATE: The Aztecs couldn't handle BYU's size early. They shot only 25% and had eight turnovers in the first half.

Brigham Young	FG	3FG	FT	R	F	TP	A	TO	S	B	MP
Haarms	* 5-6	0-1	0-0	8	2	10	0	0	0	1	25
Lee	* 2-6	0-1	0-0	5	2	4	1	1	0	0	16
Averette	* 4-9	2-5	0-0	2	2	10	1	4	1	1	27
Barcello	* 7-11	2-3	6-6	7	0	22	7	2	1	0	33
Harding	* 0-4	0-3	4-4	4	1	4	0	0	1	0	22
Johnson	* 3-7	1-5	1-2	0	1	8	0	1	0	0	24
Lohner	* 1-3	0-0	2-2	5	5	4	2	3	0	1	20
Harward	* 1-3	0-0	0-0	4	1	2	2	4	0	0	17
George	* 0-0	0-0	0-0	0	1	0	0	0	0	0	2
Knell	* 2-5	2-5	2-2	1	1	8	2	0	1	0	14
TEAM				4				2			
Totals	25-54	7-23	15-16	40	16	72	15	17	4	3	200

San Diego State	FG	3FG	FT	R	F	TP	A	TO	S	B	MP
Mitchell	* 12-17	5-9	6-7	3	3	35	2	2	2	0	31
Mensah	* 2-2	0-0	4-5	3	5	8	1	1	0	3	24
Arop	* 1-5	0-2	0-0	4	1	2	0	3	3	0	21
Pulliam	* 1-9	0-2	1-2	4	3	3	5	3	1	0	31
Schakel	* 1-9	1-5	0-0	3	2	3	1	1	0	0	32
Johnson	* 0-2	0-0	0-0	2	0	0	0	0	0	0	9
Seiko	* 2-3	2-3	0-0	1	1	6	0	0	2	0	16
Gomez	* 1-5	0-2	0-0	0	1	2	0	1	1	0	15
Butler	* 0-1	0-0									

SEASON STATISTICS

Record: 5-1 (Home: 4-1, Away: 1-0, Neutral: 0-0)

No.	Player	GP	GS	Min	Avg	TOTAL			3-PTS			FT			REBOUNDS				PF	FO	A	TO	Blk	Stl	Pts	Avg	
						FG	FGA	Pct	3FG	FGA	Pct	FT	FTA	Pct	Off	Def	Tot	Avg									
11	MITCHELL, Matt	6	6	162	27.0	28	62	.452	10	29	.345	32	41	.780	4	19	23	3.8	17	0	11	16	2	10	98	16.3	
20	SCHAKEL, Jordan	6	6	173	28.8	25	59	.424	14	36	.389	15	16	.938	4	18	22	3.7	9	0	3	6	0	6	79	13.2	
31	MENSAH, Nathan	6	6	129	21.5	20	36	.556	0	3	.000	13	18	.722	13	30	43	7.2	16	1	4	3	9	4	53	8.8	
03	GOMEZ, Terrell	6	1	122	20.3	14	36	.389	9	25	.360	4	4	1.000	0	7	7	1.2	8	0	12	6	0	5	41	6.8	
04	PULLIAM, Trey	6	6	159	26.5	14	38	.368	3	10	.300	4	8	.500	3	12	15	2.5	10	0	21	9	0	7	35	5.8	
23	TOMAIK, Joshua	6	0	88	14.7	13	23	.565	2	9	.222	2	3	.667	5	14	19	3.2	18	0	6	4	0	9	30	5.0	
33	AROP, Aguek	5	5	110	22.0	10	28	.357	1	7	.143	7	15	.467	13	9	22	4.4	13	0	8	9	0	6	28	5.6	
00	JOHNSON, Keshad	5	0	62	12.4	9	18	.500	3	7	.429	5	10	.500	7	7	14	2.8	1	0	4	2	2	1	26	5.2	
10	DINWIDDIE JR., Keith	2	0	20	10.0	6	13	.462	6	11	.545	0	0	.000	0	1	1	0.5	1	0	0	1	0	0	18	9.0	
02	SEIKO, Adam	6	0	104	17.3	4	15	.267	3	11	.273	6	8	.750	3	14	17	2.8	8	0	7	3	0	7	17	2.8	
05	BUTLER, Lamont	6	0	51	8.5	4	11	.364	1	3	.333	4	4	1.000	1	5	6	1.0	7	0	5	5	1	3	13	2.2	
12	EVANS, Che	2	0	8	4.0	1	4	.250	0	2	.000	0	0	.000	0	1	1	0.5	1	0	0	0	0	0	2	1.0	
14	ALGER, Cade	2	0	5	2.5	0	0	.000	0	0	.000	0	0	.000	0	0	0	0.0	0	0	0	1	0	0	0	0.0	
21	BARNETT, Jared	2	0	5	2.5	0	1	.000	0	0	.000	0	0	.000	0	1	1	0.5	0	0	1	1	0	0	0	0.0	
24	BROUGHTON, Tyler	1	0	1	1.0	0	0	.000	0	0	.000	0	0	.000	0	0	0	0.0	0	0	0	0	0	0	0	0.0	
42	BROUGHTON, Triston	1	0	1	1.0	0	0	.000	0	0	.000	0	0	.000	0	0	0	0.0	0	0	0	0	0	0	0	0.0	
TEAM															9	13	22	3.7	0			3			0		
SAN DIEGO STATE		6					148	344	.430	52	153	.340	92	127	.724	62	151	213	35.5	109	1	82	69	14	58	440	73.3
OPPONENTS		6					122	313	.390	46	143	.322	67	94	.713	53	151	204	34.0	117	4	80	103	18	20	357	59.5

SCORE BY PERIODS:	1st	2nd	Total
SAN DIEGO STATE	191	249	-440
OPPONENTS	171	186	-357

HOME/AWAY STATISTICS

Home: 4-1

No.	Player	GP	GS	Min	Avg	TOTAL			3-PTS			REBOUNDS			PF	FO	A	TO	Blk	Stl	Pts	Avg				
						FG	FGA	Pct	3FG	FGA	Pct	FT	FTA	Pct									Off	Def	Tot	Avg
11	MITCHELL, Matt	5	5	136	27.2	27	55	.491	10	25	.400	20	26	.769	4	14	18	3.6	14	0	9	13	2	8	84	16.8
20	SCHAKEL, Jordan	5	5	141	28.2	16	44	.364	9	27	.333	13	14	.929	2	14	16	3.2	8	0	3	5	0	4	54	10.8
31	MENSAH, Nathan	5	5	101	20.2	13	24	.542	0	1	.000	10	14	.714	9	19	28	5.6	13	1	3	2	6	3	36	7.2
03	GOMEZ, Terrell	5	1	97	19.4	12	31	.387	7	21	.333	4	4	1.000	0	7	7	1.4	6	0	8	5	0	5	35	7.0
04	PULLIAM, Trey	5	5	130	26.0	11	30	.367	2	8	.250	4	8	.500	3	11	14	2.8	6	0	19	8	0	6	28	5.6
23	TOMAIC, Joshua	5	0	79	15.8	12	19	.632	2	7	.286	1	2	.500	3	14	17	3.4	14	0	6	4	0	8	27	5.4
00	JOHNSON, Keshad	5	0	62	12.4	9	18	.500	3	7	.429	5	10	.500	7	7	14	2.8	1	0	4	2	2	1	26	5.2
33	AROP, Aguek	4	4	92	23.0	8	24	.333	1	7	.143	7	12	.583	11	8	19	4.8	10	0	6	5	0	6	24	6.0
10	DINWIDDIE JR., Keith	2	0	20	10.0	6	13	.462	6	11	.545	0	0	.000	0	1	1	0.5	1	0	0	1	0	0	18	9.0
02	SEIKO, Adam	5	0	83	16.6	3	13	.231	3	10	.300	6	8	.750	2	12	14	2.8	8	0	6	3	0	7	15	3.0
05	BUTLER, Lamont	5	0	39	7.8	3	7	.429	1	2	.500	4	4	1.000	1	2	3	0.6	7	0	3	4	1	2	11	2.2
12	EVANS, Che	2	0	8	4.0	1	4	.250	0	2	.000	0	0	.000	0	1	1	0.5	1	0	0	0	0	0	2	1.0
14	ALGER, Cade	2	0	5	2.5	0	0	.000	0	0	.000	0	0	.000	0	0	0	0.0	0	0	0	1	0	0	0	0.0
21	BARNETT, Jared	2	0	5	2.5	0	1	.000	0	0	.000	0	0	.000	0	1	1	0.5	0	0	1	1	0	0	0	0.0
24	BROUGHTON, Tyler	1	0	1	1.0	0	0	.000	0	0	.000	0	0	.000	0	0	0	0.0	0	0	0	0	0	0	0	0.0
42	BROUGHTON, Triston	1	0	1	1.0	0	0	.000	0	0	.000	0	0	.000	0	0	0	0.0	0	0	0	0	0	0	0	0.0
TEAM															9	7	16	3.2	0			3			0	
SAN DIEGO STATE		5				121	283	.428	44	128	.344	74	102	.725	51	118	169	33.8	89	1	68	57	11	50	360	72.0
OPPONENTS		5				102	255	.400	33	109	.303	52	72	.722	43	124	167	33.4	94	3	66	90	13	15	289	57.8

SCORE BY PERIODS:	1st	2nd	Total
SAN DIEGO STATE	156	204	-360
OPPONENTS	138	151	-289

Away/Neutral: 1-0 (Away: 1-0, Neutral: 0-0)

No.	Player	GP	GS	Min	Avg	TOTAL			3-PTS			REBOUNDS			PF	FO	A	TO	Blk	Stl	Pts	Avg				
						FG	FGA	Pct	3FG	FGA	Pct	FT	FTA	Pct									Off	Def	Tot	Avg
20	SCHAKEL, Jordan	1	1	32	32.0	9	15	.600	5	9	.556	2	2	1.000	2	4	6	6.0	1	0	0	1	0	2	25	25.0
31	MENSAH, Nathan	1	1	28	28.0	7	12	.583	0	2	.000	3	4	.750	4	11	15	15.0	3	0	1	1	3	1	17	17.0
11	MITCHELL, Matt	1	1	26	26.0	1	7	.143	0	4	.000	12	15	.800	0	5	5	5.0	3	0	2	3	0	2	14	14.0
04	PULLIAM, Trey	1	1	29	29.0	3	8	.375	1	2	.500	0	0	.000	0	1	1	1.0	4	0	2	1	0	1	7	7.0
03	GOMEZ, Terrell	1	0	25	25.0	2	5	.400	2	4	.500	0	0	.000	0	0	0	0.0	2	0	4	1	0	0	6	6.0
33	AROP, Aguek	1	1	18	18.0	2	4	.500	0	0	.000	0	3	.000	2	1	3	3.0	3	0	2	4	0	0	4	4.0
23	TOMAIC, Joshua	1	0	9	9.0	1	4	.250	0	2	.000	1	1	1.000	2	0	2	2.0	4	0	0	0	0	1	3	3.0
02	SEIKO, Adam	1	0	21	21.0	1	2	.500	0	1	.000	0	0	.000	1	2	3	3.0	0	0	1	0	0	0	2	2.0
05	BUTLER, Lamont	1	0	12	12.0	1	4	.250	0	1	.000	0	0	.000	0	3	3	3.0	0	0	2	1	0	1	2	2.0
TEAM															0	6	6	6.0	0			0			0	
SAN DIEGO STATE		1				27	61	.443	8	25	.320	18	25	.720	11	33	44	44.0	20	0	14	12	3	8	80	80.0
OPPONENTS		1				20	58	.345	13	34	.382	15	22	.682	10	27	37	37.0	23	1	14	13	5	5	68	68.0

SCORE BY PERIODS:	1st	2nd	Total
SAN DIEGO STATE	35	45	-80
OPPONENTS	33	35	-68

WIN/LOSS STATISTICS

Wins: 5

No.	Player	GP	GS	Min	Avg	TOTAL			3-PTS			REBOUNDS			PF	FO	A	TO	Blk	Stl	Pts	Avg				
						FG	FGA	Pct	3FG	FGA	Pct	FT	FTA	Pct									Off	Def	Tot	Avg
20	SCHAKEL, Jordan	5	5	141	28.2	24	50	.480	13	31	.419	15	16	.938	3	16	19	3.8	7	0	2	5	0	6	76	15.2
11	MITCHELL, Matt	5	5	131	26.2	16	45	.356	5	20	.250	26	34	.765	3	17	20	4.0	14	0	9	14	2	8	63	12.6
31	MENSAH, Nathan	5	5	105	21.0	18	34	.529	0	3	.000	9	13	.692	12	28	40	8.0	11	0	3	2	6	4	45	9.0
03	GOMEZ, Terrell	5	1	106	21.2	13	31	.419	9	23	.391	4	4	1.000	0	7	7	1.4	7	0	12	5	0	4	39	7.8
04	PULLIAM, Trey	5	5	128	25.6	13	29	.448	3	8	.375	3	6	.500	2	9	11	2.2	7	0	16	6	0	6	32	6.4
23	TOMAIC, Joshua	5	0	73	14.6	12	19	.632	1	7	.143	2	2	1.000	5	12	17	3.4	17	0	4	4	0	7	27	5.4
33	AROP, Aguek	4	4	90	22.5	9	23	.391	1	5	.200	7	15	.467	11	7	18	4.5	12	0	8	6	0	3	26	6.5
00	JOHNSON, Keshad	4	0	53	13.3	9	16	.563	3	7	.429	5	10	.500	5	7	12	3.0	1	0	4	2	2	1	26	6.5
10	DINWIDDIE JR., Keith	2	0	20	10.0	6	13	.462	6	11	.545	0	0	.000	0	1	1	0.5	1	0	0	1	0	0	18	9.0
05	BUTLER, Lamont	5	0	46	9.2	4	10	.400	1	3	.333	4	4	1.000	1	5	6	1.2	7	0	4	3	1	3	13	2.6
02	SEIKO, Adam	5	0	87	17.4	2	12	.167	1	8	.125	6	8	.750	3	13	16	3.2	7	0	7	3	0	5	11	2.2
12	EVANS, Che	2	0	8	4.0	1	4	.250	0	2	.000	0	0	.000	0	1	1	0.5	1	0	0	0	0	0	2	1.0
14	ALGER, Cade	2	0	5	2.5	0	0	.000	0	0	.000	0	0	.000	0	0	0	0.0	0	0	0	1	0	0	0	0.0
21	BARNETT, Jared	2	0	5	2.5	0	1	.000	0	0	.000	0	0	.000	0	1	1	0.5	0	0	1	1	0	0	0	0.0
24	BROUGHTON, Tyler	1	0	1	1.0	0	0	.000	0	0	.000	0	0	.000	0	0	0	0.0	0	0	0	0	0	0	0	0.0
42	BROUGHTON, Triston	1	0	1	1.0	0	0	.000	0	0	.000	0	0	.000	0	0	0	0.0	0	0	0	0	0	0	0	0.0
TEAM															6	12	18	3.6	0			3			0	
SAN DIEGO STATE		5				127	287	.443	43	128	.336	81	112	.723	51	136	187	37.4	92	0	70	56	11	47	378	75.6
OPPONENTS		5				97	259	.375	39	120	.325	52	78	.667	39	125	164	32.8	101	3	65	86	15	16	285	57.0

SCORE BY PERIODS:	1st	2nd	Total
SAN DIEGO STATE	171	207	-378
OPPONENTS	136	149	-285

Loses: 1

No.	Player	GP	GS	Min	Avg	TOTAL			3-PTS			REBOUNDS			PF	FO	A	TO	Blk	Stl	Pts	Avg				
						FG	FGA	Pct	3FG	FGA	Pct	FT	FTA	Pct									Off	Def	Tot	Avg
11	MITCHELL, Matt	1	1	31	31.0	12	17	.706	5	9	.556	6	7	.857	1	2	3	3.0	3	0	2	2	0	2	35	35.0
31	MENSAH, Nathan	1	1	24	24.0	2	2	1.000	0	0	.000	4	5	.800	1	2	3	3.0	5	1	1	1	3	0	8	8.0
02	SEIKO, Adam	1	0	17	17.0	2	3	.667	2	3	.667	0	0	.000	0	1	1	1.0	1	0	0	0	0	2	6	6.0
20	SCHAKEL, Jordan	1	1	32	32.0	1	9	.111	1	5	.200	0	0	.000	1	2	3	3.0	2	0	1	1	0	0	3	3.0
04	PULLIAM, Trey	1	1	31	31.0	1	9	.111	0	2	.000	1	2	.500	1	3	4	4.0	3	0	5	3	0	1	3	3.0
23	TOMAIC, Joshua	1	0	15	15.0	1	4	.250	1	2	.500	0	1	.000	0	2	2	2.0	1	0	2	0	0	2	3	3.0
33	AROP, Aguek	1	1	20	20.0	1	5	.200	0	2	.000	0	0	.000	2	2	4	4.0	1	0	0	3	0	3	2	2.0
03	GOMEZ, Terrell	1	0	16	16.0	1	5	.200	0	2	.000	0	0	.000	0	0	0	0.0	1	0	0	1	0	1	2	2.0
00	JOHNSON, Keshad	1	0	9	9.0	0	2	.000	0	0	.000	0	0	.000	2	0	2	2.0	0	0	0	0	0	0	0	0.0
05	BUTLER, Lamont	1	0	5	5.0	0	1	.000	0	0	.000	0	0	.000	0	0	0	0.0	0	0	1	2	0	0	0	0.0
TEAM															3	1	4	4.0	0			0			0	
SAN DIEGO STATE		1				21	57	.368	9	25	.360	11	15	.733	11	15	26	26.0	17	1	12	13	3	11	62	62.0
OPPONENTS		1				25	54	.463	7	23	.304	15	16	.938	14	26	40	40.0	16	1	15	17	3	4	72	72.0

SCORE BY PERIODS:	1st	2nd	Total
SAN DIEGO STATE	20	42	-62
OPPONENTS	35	37	-72

SAN DIEGO STATE THANKSGIVING CLASSIC

Record: 2-0

No.	Player	GP	GS	Min	Avg	TOTAL			3-PTS			FT			REBOUNDS				PF	FO	A	TO	Blk	Stl	Pts	Avg			
						FG	FGA	Pct	3FG	FGA	Pct	FT	FTA	Pct	Off	Def	Tot	Avg											
11	MITCHELL, Matt	2	2	56	28.0	9	23	.391	4	11	.364	4	5	.800	1	5	6	3.0	4	0	4	3	0	4	26	13.0			
03	GOMEZ, Terrell	2	0	36	18.0	5	12	.417	4	9	.444	4	4	1.000	0	1	1	0.5	1	0	3	4	0	3	18	9.0			
20	SCHAKEL, Jordan	2	2	56	28.0	5	15	.333	4	10	.400	4	4	1.000	0	5	5	2.5	5	0	1	1	0	1	18	9.0			
04	PULLIAM, Trey	2	2	50	25.0	7	12	.583	2	4	.500	1	3	.333	2	4	6	3.0	2	0	7	2	0	0	17	8.5			
00	JOHNSON, Keshad	2	0	29	14.5	5	10	.500	3	5	.600	3	4	.750	4	3	7	3.5	0	0	2	1	1	1	16	8.0			
33	AROP, Aguek	2	2	46	23.0	4	12	.333	0	2	.000	6	10	.600	6	5	11	5.5	6	0	3	1	0	1	14	7.0			
23	TOMAIC, Joshua	2	0	32	16.0	6	9	.667	1	4	.250	1	1	1.000	2	2	4	2.0	7	0	4	3	0	2	14	7.0			
31	MENSAH, Nathan	2	2	38	19.0	6	12	.500	0	1	.000	1	3	.333	4	8	12	6.0	6	0	2	0	1	2	13	6.5			
10	DINWIDDIE JR., Keith	1	0	4	4.0	2	4	.500	2	3	.667	0	0	.000	0	0	0	0.0	0	0	0	0	0	0	6	6.0			
05	BUTLER, Lamont	2	0	18	9.0	2	5	.400	1	2	.500	0	0	.000	0	0	0	0.0	3	0	1	1	0	1	5	2.5			
02	SEIKO, Adam	2	0	30	15.0	1	5	.200	1	3	.333	0	0	.000	2	3	5	2.5	4	0	3	1	0	1	3	1.5			
12	EVANS, Che	1	0	3	3.0	0	1	.000	0	1	.000	0	0	.000	0	0	0	0.0	1	0	0	0	0	0	0	0.0			
14	ALGER, Cade	1	0	1	1.0	0	0	.000	0	0	.000	0	0	.000	0	0	0	0.0	0	0	0	0	0	0	0	0.0			
21	BARNETT, Jared	1	0	1	1.0	0	0	.000	0	0	.000	0	0	.000	0	1	1	1.0	0	0	0	1	0	0	0	0.0			
TEAM															4	3	7	3.5	0					2					0
SAN DIEGO STATE		2				52	120	.433	22	55	.400	24	34	.706	25	40	65	32.5	39	0	30	20	2	16	150	75.0			
OPPONENTS		2				40	91	.440	12	39	.308	24	38	.632	16	50	66	33.0	36	1	24	40	7	3	116	58.0			

SCORE BY PERIODS:	1st	2nd	Total
SAN DIEGO STATE	68	82	-150
OPPONENTS	53	63	-116

TEAM GAME-BY-GAME

Opponent	Site/Date	FG-FGA	Pct	3P-3PA	Pct	FT-FTA	Pct	Off-Def	Tot	PF	AT	TO	BS	ST	1st-2nd	Pts
at (rv/rv) SDSU (22/21) UCLA	H 11/25	27-58 17-43	.466 .395	9-23 7-21	.391 .333	10-12 17-24	.833 .708	12-22 7-21	34 28	21 18	16 10	10 15	2 2	5 1	34-39 28-30	73 58
at (rv/rv) SDSU UC Irvine	H 11/27	25-62 23-48	.403 .479	13-32 5-18	.406 .278	14-22 7-4	.636 .500	13-18 9-29	31 38	17 19	14 14	10 25	0 5	11 2	34-43 25-33	77 58
at (rv/rv) SDSU St. Katherine	H 12/2	27-56 14-56	.482 .250	11-29 7-26	.379 .269	18-22 6-8	.818 .750	4-36 8-26	40 34	15 19	15 13	9 17	3 0	12 2	48-35 16-25	83 41
at (rv/rv) SDSU Pepperdine	H 12/6	21-50 23-54	.420 .426	2-19 7-21	.105 .333	21-31 7-10	.667 .700	11-27 5-22	38 27	18 23	11 14	15 16	3 3	11 6	20-45 34-26	65 60
(24/rv) SDSU at (23/23) Arizona State	A 12/10	27-61 20-58	.443 .345	8-25 13-34	.320 .382	18-25 15-22	.720 .682	11-33 10-27	44 37	20 23	14 14	12 13	3 5	8 5	35-45 33-35	80 68
at (18/20) SDSU Brigham Young	H 12/18	21-57 25-54	.368 .463	9-25 7-23	.360 .304	11-15 15-16	.733 .938	11-15 14-26	26 40	17 16	12 15	13 17	3 3	11 4	20-42 35-37	62 72

INDIVIDUAL GAME-BY-GAME (POINTS/REBOUNDS/ASSISTS)

Opponent	0 Keshad Johnson	2 Adam Seiko	3 Terrell Gomez	4 Trey Pulliam	5 Lamont Butler	10 Keith Dinwiddie	11 Matt Mitchell	12 Che Evans	14 Cade Alger	20 Jordan Schakel	21 Jared Barnett	23 Joshua Tomaic	24 Tyler Broughton	31 Nathan Mensah	32 Derek Morhar	33 Aguék Arop	42 Triston Broughton
UCLA	2/3/2	0/3/1	10/1/2	8/4/6	0/0/0	CD	15/2/2	CD	CD	15/3/0	CD	9/3/1	CD	4/7/1	CD	10/4/1	CD
UC IRVINE	14/4/0	3/2/2	8/0/1	9/2/1	5/0/1	6/0/0	11/4/2	0/0/0	0/0/0	3/2/1	0/1/0	5/1/3	CD	9/5/1	CD	4/7/2	CD
ST. KATHERINE	9/5/2	0/4/0	13/3/2	6/1/4	6/3/1	12/1/0	10/4/3	2/1/0	0/0/0	16/3/1	0/0/1	0/6/0	0/0/0	9/7/0	CD	INJ	0/0/0
PEPPERDINE	1/0/0	6/4/2	2/3/3	2/3/3	0/0/0	CD	13/5/0	CD	CD	17/5/0	CD	10/5/0	CD	6/6/0	CD	8/4/3	CD
at Arizona State	DNT	2/3/1	6/0/4	7/1/2	2/3/2	DNT	14/5/2	DNT	DNT	25/6/0	DNT	3/2/0	DNT	17/15/1	DNT	4/3/2	DNT
BYU	0/2/0	6/1/0	2/0/0	3/4/5	0/0/1	CD	35/3/2	CD	CD	3/3/1	CD	3/2/2	CD	8/3/1	CD	2/4/0	CD
vs. Saint Mary's #																	
at UNLV																	
at UNLV																	
NEVADA																	
NEVADA																	
at Utah State																	
at Utah State																	
at Air Force																	
at Air Force																	
WYOMING																	
WYOMING																	
at New Mexico																	
at New Mexico																	
SAN JOSE STATE																	
SAN JOSE STATE																	
at Fresno State																	
at Fresno State																	
BOISE STATE																	
BOISE STATE																	
COLORADO STATE (Postponed)																	
COLORADO STATE (Postponed)																	

Red indicates players started. CD – Did Not Play-Coach's Decision. DND - Did Not Dress. DNT - Did Not Travel. INJ – Did Not Play-Injured. SUSP - Suspension. Caps denotes home game. # - Matt Athletics Center (San Luis Obispo, Calif.). * – Mountain West Game.
 † - Mountain West Men's Basketball Championship (Thomas & Mack Center; Las Vegas, Nevada).

STARTING LINEUPS

F	F	F	G	G	W-L	Record As SDSU Starter	Season	Career*
Mitchell	Mensah	Arop	Pulliam	Schakel	4-1	Aguék Arop	4-1	4-1
F	F	G	G	G		Terrell Gomez	1-0	1-0
Mitchell	Mensah	Gomez	Pulliam	Schakel	1-0	Nathan Mensah	5-1	31-8
						Matt Mitchell	5-1	65-25
						Trey Pulliam	5-1	5-1
						Jordan Schakel	5-1	43-10

* - Aztec career

INDIVIDUAL SUPERLATIVES

Category	San Diego State	Opponent
Points Scored	35 - Matt Mitchell vs. Brigham Young (12-18-20)	25 - Alonzo Verge Jr., Arizona State (12-10-20)
Field Goals	12 - Matt Mitchell vs. Brigham Young (12-18-20)	8 - Kessler Edwards, Pepperdine (12-6-20); Alonzo Verge Jr., Arizona State (12-10-20)
Field Goals Attempted	17 - Matt Mitchell vs. Brigham Young (12-18-20)	20 - Alonzo Verge Jr., Arizona State (12-10-20)
Highest FG Percentage (min. 5 made)	.833 (5-6) - Joshua Tomaic vs. Pepperdine (12-6-20)	.833 (5-6) - Matt Haarms, Brigham Young (12-18-20)
Highest FG Percentage (min. 10 made)	.706 (12-17) - Matt Mitchell vs. Brigham Young (12-18-20)	
3-Point Field Goals Made	5 - Jordan Schakel at Arizona State (12-10-20), Mitchell vs. Brigham Young (12-18-20)	7 - Alonzo Verge Jr., Arizona State (12-10-20)
3-Point Field Goals Attempted	9 - Schakel at Arizona State (12-10-20), Mitchell vs. Brigham Young (12-18-20)	14 - Alonzo Verge Jr., Arizona State (12-10-20)
3-Point Field Goal Percentage (min. 4 made)	.556 (5-9) - Schakel at Arizona State (12-10-20), Mitchell vs. Brigham Young (12-18-20)	.571 (4-7) - Jesus Hernandez Jr., St. Katherine (12-2-20)
3-Point Field Goal Percentage (min. 5 made)	.556 (5-9) - Schakel at Arizona State (12-10-20), Mitchell vs. Brigham Young (12-18-20)	.500 (7-14) - Alonzo Verge Jr., Arizona State (12-10-20)
Free Throws	12 - Matt Mitchell at Arizona State (12-10-20)	8 - Cody Riley, UCLA (11-25-20); Josh Christopher, Arizona State (12-10-20)
Free Throws Attempted	15 - Matt Mitchell at Arizona State (12-10-20)	13 - Cody Reily, UCLA (11-25-20)
Free Throw Percentage (min. 7 made)	.800 (12-15) - Matt Mitchell at Arizona State (12-10-20)	1.000 (8-8) - Josh Christopher, Arizona State (12-10-20)
Free Throw Percentage (min. 10 made)	.800 (12-15) - Matt Mitchell at Arizona State (12-10-20)	
Offensive Rebounds	4 - Nathan Mensah at Arizona State (12-10-20)	3 - 4 times, last Kolby Lee/Caleb Lahner, Brigham Young (12-18-20)
Defensive Rebounds	11 - Nathan Mensah at Arizona State (12-10-20)	9 - Cody Riley, UCLA (11-25-20)
Total Rebounds	15 - Nathan Mensah at Arizona State (12-10-20)	12 - Cody Riley, UCLA (11-25-20)
Assists	6 - Trey Pulliam vs. UCLA (11-25-20)	7 - Colbey Ross, Pepperdine (12-6-20), Alex Barcello, Brigham Young (12-18-20)
Blocked Shots	3 - Nathan Mensah at Arizona State (12-10-20)/vs. Brigham Young (12-18-20)	2 - Kessler Edwards, Pepperdine (12-6-20); Jalen Graham/Taeshon Cherry, Arizona State (12-10-20)
Steals	4 - Trey Pulliam vs. St. Katherine (12-2-20)	2 - Kessler Edwards/Kene Chukwuka/Colbey Ross, Pepperdine (12-6-20); Remy Martin, Arizona State (12-10-20)
Minutes Played	32:57 - Jordan Schakel at Arizona State (12-10-20)	40:00 - Colbey Ross, Pepperdine (12-6-20)

TEAM SUPERLATIVES

SDSU High	SDSU Low	Category	Opponent High	Opponent Low
83, vs. St. Katherine (12-2-20)	62, vs. Brigham Young (12-18-20)	Points Scored	68, at Arizona State (12-10-20)	41, vs. St. Katherine (12-2-20)
27, 3 times, last at Arizona State (12-10-20)	21, 2 times, last vs. Brigham Young (12-18-20)	Field Goals	25, vs. Brigham Young (12-18-20)	14, vs. St. Katherine (12-2-20)
62, vs. UC Irvine (11-27-20)	55, vs. Pepperdine (12-6-20)	Field Goals Attempted	58, at Arizona State (12-10-20)	43, vs. UCLA (11-25-20)
.482, vs. St. Katherine (12-2-20)	.368, vs. Brigham Young (12-18-20)	FG Percentage	.479, vs. UC Irvine (11-27-20)	.250, vs. St. Katherine (12-2-20)
13, vs. UC Irvine (11-27-20)	2, vs. Pepperdine (12-6-20)	3-Point Field Goals Made	13, at Arizona State (12-10-20)	5, vs. UC Irvine (11-27-20)
32, vs. UC Irvine (11-27-20)	19, vs. Pepperdine (12-6-20)	3-Point Field Goals Attempted	34, at Arizona State (12-10-20)	18, vs. UC Irvine (11-27-20)
.406, vs. UC Irvine (11-27-20)	.105, vs. Pepperdine (12-6-20)	3-Point Field Goal Percentage	.382, at Arizona State (12-10-20)	.269, vs. St. Katherine (12-2-20)
21, vs. Pepperdine (12-6-20)	10, vs. UCLA (11-25-20)	Free Throws Made	17, vs. UCLA (11-25-20)	6, vs. St. Katherine (12-2-20)
31, vs. Pepperdine (12-6-20)	12, vs. UCLA (11-25-20)	Free Throws Attempted	24, vs. UCLA (11-25-20)	8, vs. St. Katherine (12-2-20)
.833, vs. UCLA (11-25-20)	.636, vs. UC Irvine (11-27-20)	Free Throw Percentage	.938, vs. Brigham Young (12-18-20)	.500, vs. UC Irvine (11-27-20)
13, vs. UC Irvine (11-27-20)	4, vs. St. Katherine (12-2-20)	Offensive Rebounds	14, vs. Brigham Young (12-18-20)	5, vs. Pepperdine (12-6-20)
36, vs. St. Katherine (12-2-20)	15, vs. Brigham Young (12-18-20)	Defensive Rebounds	29, vs. UC Irvine (11-27-20)	21, vs. UCLA (11-25-20)
44, at Arizona State (12-10-20)	26, vs. Brigham Young (12-18-20)	Total Rebounds	40, vs. Brigham Young (12-18-20)	27, vs. Pepperdine (12-6-20)
21, vs. UCLA (11-25-20)	15, vs. St. Katherine (12-2-20)	Fouls	23, at Arizona State (12-10-20); vs. Pepperdine (12-6-20)	18, vs. UCLA (11-25-20)
1, vs. Brigham Young (12-18-20)	0, five times, last at Arizona State (12-12-10-20)	Fouled Out	1, 4 times, last vs. Brigham Young (12-18-20)	0, 2 times, last vs. St. Katherine (12-2-20)
16, vs. UCLA (11-25-20)	11, vs. Pepperdine (12-6-20)	Assists	15, vs. Brigham Young (12-18-20)	10, vs. UCLA (11-25-20)
15, vs. Pepperdine (12-6-20)	9, vs. St. Katherine (12-2-20)	Turnovers	25, vs. UC Irvine (11-27-20)	12, at Arizona State (12-10-20)
3, 4 times, last vs. Brigham Young (12-18-20)	0, vs. UC Irvine (11-27-20)	Blocked Shots	5, vs. UC Irvine (11-27-20)	0, vs. St. Katherine (12-2-20)
12, vs. St. Katherine (12-2-20)	5, vs. UCLA (11-25-20)	Steals	8, at Arizona State (12-10-20)	1, vs. UCLA (11-25-20)
48 (1st), vs. St. Katherine (12-2-20)	20, 2 times, last (1st) vs. Brigham Young (12-18-20)	Points/Half	37 (2nd), vs. Brigham Young (12-18-20)	16 (1st), vs. St. Katherine (12-2-20)
.556 (2nd), vs. UCLA (11-25-20)	.250 (1st), vs. Brigham Young (12-18-20)	FG Percentage/Half	.520 (1st), vs. Pepperdine (12-6-20)	.200 (1st), vs. St. Katherine (12-2-20)
4, vs. UCLA (11-25-20)	1, vs. Brigham Young (12-18-20)	Double-Figure Scorers	4, vs. St. Katherine (12-2-20); vs. Pepperdine (12-6-20)	1, vs. St. Katherine (12-2-20)
+11, vs. Pepperdine (12-6-20)	-14, vs. Brigham Young (12-18-20)	Rebound Margin	+14, vs. Brigham Young (12-18-20)	-11, vs. Pepperdine (12-6-20)
+32, vs. St. Katherine (12-2-20)	-15, vs. Brigham Young (12-18-20)	Halftime Scoring Margin	+15, vs. Brigham Young (12-18-20)	-6, vs. UCLA (11-25-20)

BIGGEST LEADS/TIME IN LEAD/SPECIALTY STATISTICS

Date	Opponent	SDSU Result	SDSU Big		Opp Big		Ties	LC	SDSU in			Point		Off TOs		2nd Ch.		Bench	
			Lead	Lead	Lead	Lead			Tied	SD	Opp	SD	Opp	SD	Opp	SD	Opp		
Nov. 25	UCLA #	W 73-58	18	6	1	1	1	! 28:03	11:00	0:57	24	12	14	12	12	9	21	3	
Nov. 27	UC Irvine #	W 77-58	28	3	7	3	3	! 25:54	8:56	5:10	18	22	26	11	17	6	41	29	
Dec. 2	St. Katherine	W 83-41	49	4	2	5	5	! 33:01	2:58	4:01	26	10	26	10	4	2	29	15	
Dec. 6	Pepperdine (D)	W 65-60	6	16	1	1	1	6:17	33:04	0:39	30	26	15	11	19	3	19	2	
Dec. 10	at Arizona State	W 80-68	20	2	3	10	10	34:44	3:09	2:07	36	8	16	12	17	7	13	8	
Dec. 18	Brigham Young (D)	L 62-72	1	17	2	2	2	0:24	36:32	3:04	20	30	15	9	4	11	11	22	

Caps denotes home game. ! - Game in which San Diego State never trailed in the second half. D - Game what was played during the day. # - San Diego State Thanksgiving Classic. * - Mountain West Game. ` - Mountain West Men's Basketball Championship (Thomas & Mack Center; Las Vegas, Nevada).

LEADS AND DEFICITS

	SEASON
SDSU Biggest Halftime Lead	32, vs. St. Katherine (12-2-20)
SDSU Biggest Halftime Lead Lost	NA
SDSU Biggest Halftime Lead Lost in a Loss	NA
SDSU Biggest Halftime Deficit	15, vs. Brigham Young (12-18-20)
SDSU Biggest Halftime Deficit Overcome	14, vs. Pepperdine (12-6-20)
SDSU Biggest Halftime Deficit Overcome for Victory	14, vs. Pepperdine (12-6-20)
SDSU Biggest Lead	49, vs. St. Katherine (12-2-20)
SDSU Biggest Lead Lost	12, at Arizona State (12-10-20)
SDSU Biggest Lead Lost in a Loss	1, vs. Brigham Young (12-18-20)
SDSU Biggest Deficit	17, vs. Brigham Young (12-18-20)
SDSU Biggest Deficit Overcome	16, vs. Pepperdine (12-6-20)
SDSU Biggest Deficit Overcome in a Victory	16, vs. Pepperdine (12-6-20)

MOUNTAIN WEST GAME

MISCELLANEOUS STATISTICS

SEASON	SDSU Team Leader			Games With				Double-Doubles		
	Points	Rebounds	Assists	10+ Pts	20+Pts	30+Pts	10+Rebs	10+Ast	Point/Reb.	Point/Ast.
Cade Alger										
Aguek Arop		2	1	1						
Jared Barnett										
Triston Broughton										
Tyler Broughton										
Lamont Butler										
Keith Dinwiddie Jr.				1						
Che Evans										
Terrell Gomez			2	2						
Keshad Johnson	1			1						
Nathan Mensah		4		1			1		1	
Matt Mitchell	2			6	1	1				
Derek Morhar										
Trey Pulliam		1	4							
Jordan Schakel	4			4	1					
Adam Seiko										
Joshua Tomaic			1	1						

CAREER	SDSU Team Leader			Games With				Double-Doubles		
	Points	Rebounds	Assists	10+ Pts	20+Pts	30+Pts	10+Rebs	10+Ast	Point/Reb.	Point/Ast.
Cade Alger										
Aguek Arop		2	3	2						
Jared Barnett										
Triston Broughton										
Tyler Broughton										
Lamont Butler										
Keith Dinwiddie Jr.				1						
Che Evans										
Terrell Gomez			2	82	37	6		1		1
Keshad Johnson	1	1		1			1			
Nathan Mensah	1	18		11			8		4	
Matt Mitchell	17	14	7	63	9	2			1	
Derek Morhar										
Trey Pulliam		1	6	1						
Jordan Schakel	9	8	2	34	1					
Adam Seiko				1						
Joshua Tomaic			1	2						

DUNKS	Season	Gm. High
Aguek Arop	1	1
Keshad Johnson	1	1
Joshua Tomaic	1	1
Nathan Mensah	3	2
Matt Mitchell	1	1
TOTAL	7	2

TOP SCORING PERFORMANCES
35, Matt Mitchell vs. Brigham Young (12-18-20)
25, Jordan Schakel at Arizona State (12-10-20)
17, Nathan Mensah at Arizona State (12-10-20)
17, Jordan Schakel vs. Pepperdine (12-6-20)
16, Jordan Schakel vs. St. Katherine (12-2-20)
15, Matt Mitchell vs. UCLA (11-25-20)
15, Jordan Schakel vs. UCLA (11-25-20)
14, Matt Mitchell at Arizona State (12-10-20)
14, Keshad Johnson vs. UC Irvine (11-27-20)
13, Matt Mitchell vs. Pepperdine (12-6-20)
13, Terrell Gomez vs. St. Katherine (12-2-20)
12, Keith Dinwiddie Jr. vs. St. Katherine (12-2-20)
10, Joshua Tomaic vs. Pepperdine (12-6-20)
10, Matt Mitchell, vs. St. Katherine (12-2-20)
10, Aguek Arop vs. UCLA (11-25-20)
10, Terrell Gomez vs. UCLA (11-25-20)

TOP REBOUNDING PERFORMANCES
15, Nathan Mensah at Arizona State (12-10-20)
7, Nathan Mensah vs. St. Katherine (12-2-20)
7, Aguek Arop vs. UC Irvine (11-27-20)
7, Nathan Mensah vs. UCLA (11-25-20)
6, Jordan Schakel at Arizona State (12-10-20)
6, Nathan Mensah vs. Pepperdine (12-6-20)

6, Joshua Tomaic vs. St. Katherine (12-2-20)

TOP ASSISTS PERFORMANCES
6, Trey Pulliam vs. UCLA (11-25-20)
5, Trey Pulliam vs. Brigham Young (12-18-20)
4, Terrell Gomez at Arizona State (12-10-20)
4, Trey Pulliam vs. St. Katherine (12-2-20)
3, Trey Pulliam vs. Pepperdine (12-6-20)
3, Aguek Arop vs. Pepperdine (12-6-20)
3, Joshua Tomaic vs. Pepperdine (12-6-20)
3, Joshua Tomaic vs. UC Irvine (11-27-20)

TOP 3-POINT FG PERFORMANCES
5, Matt Mitchell vs. Brigham Young (12-18-20)
5, Jordan Schakel at Arizona State (12-10-20)
4, Keith Dinwiddie Jr. vs. St. Katherine (12-2-20)
3, Terrell Gomez vs. St. Katherine (12-2-20)
3, Jordan Schakel vs. St. Katherine (12-2-20)
3, Matt Mitchell vs. UCLA (11-25-20)
3, Jordan Schakel vs. UCLA (11-25-20)
3, Keshad Johnson vs. UC Irvine (11-27-20)

TOP STEALS PERFORMANCES
4, Trey Pulliam vs. St. Katherine (12-2-20)
3, Aguek Arop vs. Brigham Young (12-18-20)
3, Joshua Tomaic vs. Pepperdine (12-6-20)
2, Matt Mitchell at Arizona State (12-10-20)
2, Jordan Schakel at Arizona State (12-10-20)
2, Aguek Arop vs. Pepperdine (12-6-20)
2, Adam Seiko vs. Pepperdine (12-6-20)
2, Adam Seiko vs. St. Katherine (12-2-20)
2, Matt Mitchell vs. UCLA (11-25-20)
2, Matt Mitchell vs. UC Irvine (11-27-20)

2, Terrell Gomez vs. UC Irvine (11-27-20)

GAMES MISSED
Aguek Arop..... 1

TOTAL 1

* - conference game. ^ - conference tournament game. red - career high

SEASON/CAREER HIGHS

#0 • KESHAD JOHNSON

	Season	Career
Points	14 vs. UC Irvine, 11-27-20	14 vs. UC Irvine, 11-27-20
Rebounds	5 vs. St. Katherine, 12-2-20	10 vs. Texas Southern, 11-5-19
Assists	2 - 2x; Last vs. St. Katherine, 12-2-20	2 - 3x; Last vs. St. Katherine, 12-2-20
Steals	1 vs. UC Irvine, 11-27-20	3 vs. TX Southern, 11-5-19; vs. SD Christian, 12-18-19
Blocked Shots	1 - 2x; Last vs. St. Katherine, 12-2-20	1 - 3x; Last vs. St. Katherine, 12-2-20
Minutes	19:28 vs. St. Katherine, 12-2-20	21:00 vs. San Diego Christian, 12-18-19
10+ Rebounding Games		1 time (1-0)

#2 • ADAM SEIKO

	Season	Career
Points	6 - 2x; Last vs. Brigham Young, 12-18-20	13 vs. CS Dominguez Hills, 12-12-18
Rebounds	4 - 2x; Last vs. Pepperdine, 12-6-20	5 vs. CS Dominguez Hills, 12-12-18
Assists	2 - 2x; Last vs. Pepperdine, 12-6-20	3 vs. Air Force*, 3-5-20
Steals	2 - 3x; Last vs. Brigham Young, 12-18-20	3 vs. Jackson State, 11-27-18
Blocked Shots		1 at New Mexico*, 2-5-19
Minutes	20:38 at Arizona State, 12-10-20	23 - two times

#3 • TERRELL GOMEZ

	Season	Career
Points	13 vs. St. Katherine, 12-2-20	33 vs. Pepperdine+, 11-12-19
Rebounds	3 - 3x; Last vs. Pepperdine, 12-6-20	6 - 4x; Last vs. UC Irvine+, 2-22-20
Assists	4 at Arizona State, 12-10-20	10 vs. UC Davis+, 2-1-18
Steals	2 vs. UC Irvine, 11-27-20	4 - 2x; Last at Portland+, 12-4-19
Minutes	25:02 at Arizona State, 12-10-20	43 - 3x; Last vs. UC Davis+, 2-23-19
10+ Scoring Games	2 times (2-0)	83 times (35-48)

+ - at CSUN

#4 • TREY PULLIAM

	Season	Career
Points	9 vs. UC Irvine, 11-27-20	18 at UNLV*, 1-26-20
Rebounds	4 - 2x; Last vs. Brigham Young, 12-18-20	5 - 2x; Last at Nevada*, 2-28-20
Assists	6 vs. UCLA, 11-25-20	7 vs. LIU, 11-22-19
Steals	4 vs. St. Katherine, 12-2-20	4 vs. St. Katherine, 12-2-20
Blocked Shots		1 - 2x; Last vs. Boise State*, 1-11-20
Minutes	31:15 vs. Brigham Young, 12-18-20	31:15 vs. Brigham Young, 12-18-20
10+ Scoring Games		1 time (1-0)

#5 • LAMONT BUTLER

	Season/Career
Points	6 vs. St. Katherine, 12-2-20
Rebounds	3 at Arizona State, 12-10-20; vs. St. Katherine, 12-2-20
Assists	2 at Arizona State, 12-10-20
Steals	1 - 3x; Last at Arizona State, 12-10-20
Blocked Shots	1 vs. Pepperdine, 12-6-20
Minutes	16:16 vs. UC Irvine, 11-27-20

#10 • KEITH DINWIDDIE JR.

	Season/Career
Points	12 vs. St. Katherine, 12-2-20
Rebounds	1 vs. St. Katherine, 12-2-20
Assists	
Steals	
Blocked Shots	
Minutes	16:27 vs. St. Katherine, 12-2-20

#11 • MATT MITCHELL

	Season	Career
Points	35 vs. Brigham Young, 12-18-20	35 vs. Brigham Young, 12-18-20
Rebounds	5 - 2x; Last at Arizona State, 12-10-20	12 vs. New Mexico*, 1-11-20
Assists	3 vs. St. Katherine, 12-2-20	9 vs. New Mexico*, 1-15-19
Steals	2 - 4x; Last vs. Brigham Young, 12-18-20	5 at Boise State*, 2-16-20
Blocked Shots	1 - 2x; Last vs. Pepperdine, 12-6-20	3 vs. Air Force*, 2-3-18
Minutes	31:32 vs. Pepperdine, 12-6-20	36:21 vs. Utah State*, 2-1-20
10+ Scoring Games	6 times (5-1)	63 times (48-15)
20+ Scoring Games	1 time (0-1)	9 times (8-01)
30+ Scoring Games	1 time (0-1)	2 times (1-1)
Double-Doubles		1 time (1-0)

#12 • CHE EVANS

	Season/Career
Points	2 vs. St. Katherine, 12-2-20
Rebounds	1 vs. St. Katherine, 12-2-20
Assists	
Steals	
Blocked Shots	
Minutes	5:21 vs. St. Katherine, 12-2-20

#14 • CADE ALGER

	Season/Career
Points	
Rebounds	
Assists	
Steals	
Blocked Shots	
Minutes	3:44 vs. St. Katherine, 12-2-20

#20 • JORDAN SCHAKEL

	Season	Career
Points	25 at Arizona State, 12-10-20	25 at Arizona State, 12-10-20
Rebounds	6 at Arizona State, 12-10-20	9 - 2x; Last: vs. UNLV*, 2-22-20
Assists	1 - 3x; Last vs. Brigham Young, 12-18-20	3 - 2x; Last: vs. Fresno State*, 3-6-19
Steals	2 - 2x; Last at Arizona State, 12-10-20	4 vs. Jackson State, 11-27-18
Blocked Shots		1 - 9x; Last: at New Mexico*, 1-29-20
Minutes	32:57 at Arizona State, 12-10-20	37 at California, 12-8-18
10+ Scoring Games	4 times (4-0)	34 times (31-3)

#21 • JARED BARNETT

	Season	Career
Points		2 vs. Texas Southern, 11-5-19
Rebounds	1 vs. UC Irvine, 11-27-20	1 vs. UC Irvine, 11-27-20
Assists	1 vs. St. Katherine, 12-2-20	1 - 3x; Last vs. St. Katherine, 12-2-20
Steals		
Blocked Shots		1 vs. Texas Southern, 11-5-19
Minutes	3:44 vs. St. Katherine, 12-2-20	4 vs. San Diego Christian, 12-18-19

#23 • JOSHUA TOMAIĆ

	Season	Career
Points	10 vs. Pepperdine, 12-6-20	11 at Ohio State+, 1-11-18
Rebounds	6 vs. St. Katherine, 12-2-20	8 vs. Catholic University+, 12-12-17
Assists	3 vs. UC Irvine, 11-27-20	3 vs. UC Irvine, 11-27-20
Steals	3 vs. Pepperdine, 12-6-20	3 vs. Pepperdine, 12-6-20
Blocked Shots		2 - 2x; Last vs. Loyola Chicago+, 12-8-18
Minutes	18:10 vs. St. Katherine, 12-2-20	25 vs. Minnesota+, 1-18-18
10+ Scoring Games	1 time (1-0)	2 times (1-1)

+ - at Maryland

#24 • TYLER BROUGHTON

	Season/Career
Points	
Rebounds	
Assists	
Steals	
Blocked Shots	
Minutes	1:00 vs. St. Katherine, 12-2-20

#31 • NATHAN MENSAH

	Season	Career
Points	17 at Arizona State, 12-10-20	17 at Arizona State, 12-10-20
Rebounds	15 at Arizona State, 12-10-20	15 at Arizona State, 12-10-20
Assists	1 - 4x; Last vs. Brigham Young, 12-18-20	4 vs. San José State*, 3-2-19
Steals	1 - 4x; Last at Arizona State, 12-10-20	2 - 3x; Last vs. San Diego Christian, 12-18-19
Blocked Shots	3 - 2x; Last vs. Brigham Young, 12-18-20	4 vs. San Jose State*, 12-8-19
Minutes	27:25 at Arizona State, 12-10-20	32 vs. Utah State*, 2-9-19
10+ Scoring Games	1 time (1-0)	11 times (10-1)
10+ Rebounding Games	1 time (1-0)	8 times (8-0)
Double-Doubles	1 time (1-0)	4 times (4-0)

#32 • DEREK MORHAR

	Season/Career
Points	
Rebounds	
Assists	
Steals	
Blocked Shots	
Minutes	
10+ Scoring Games	

* - Mountain West game

^ - Mountain West Tournament game

SEASON/CAREER HIGHS

#33 • AGUEK AROP

	Season	Career
Points	10 vs. UCLA, 11-25-20	11, vs. Brown, 12-29-18
Rebounds	7 vs. UC Irvine, 11-27-20	7 vs. UC Irvine, 11-27-20
Assists	3 vs. Pepperdine, 12-6-20	3 - 4x; Last vs. Pepperdine, 12-6-20
Steals	3 vs. Brigham Young, 12-18-20	4, at Colorado State*, 2-12-19
Blocked Shots		2, four times
Minutes	25:45 vs. Pepperdine, 12-6-20	26 vs. (6/6) Nevada*, 2-20-19
10+ Scoring Games	1 time (1-0)	2 times (2-1)

#24 • TRISTON BROUGHTON

	Season/Career
Points	
Rebounds	
Assists	
Steals	
Blocked Shots	
Minutes	1:00 vs. St. Katherine, 12-2-20

MISCELLANEOUS STATISTICS

San Diego State's Record When...

Category	2020-21 Season	Dutcher Era	SDSU Streak	Note
Home	4-1	45-7	Lost 1	SDSU is 18-2 in its last 20 and 27-3 in its last 30 home games
Away	1-0	21-14	Won 13	SDSU is 76-43 in its last 119 road games; Aztecs are 73-34 in last 107 road games vs. non-AP top 25 teams; 13-game road winning streak is the longest in the nation
Neutral		12-6	Lost 1	Aztecs have won 45 of the last 68 games at neutral sites (45-23); Won three of last five meetings with AP Top 25 teams
Scoring First	1-0	53-13	Won 3	SDSU is 170-47 in its last 217 games in which it has scored first. Last loss: vs. UNLV (2-22-20)
Opponent Scores First	4-1	25-14	Lost 1	SDSU is 14-2 in its last 16 and 96-40 in its last 136 games in which the opponent has scored first
Leading at Half	4-0	65-9	Won 4	SDSU is 34-1 in its last 35 and 128-17 in its last 145 games when ahead at half; Last loss: vs. USU (3-7-20); 113-6 in last 119 at home when leading at half
Trailing at Half	11	11-16	Lost 1	SDSU is 16-27 the last 43 times trailing at the half and 42-56 since the start of '10-11
Tied at Half		1-2	Won 1	SDSU is 8-5 in last 13 games that have been tied at half
Leading with 5:00 Left	5-0	72-6	Won 34	Won 325 of last 336; 164-game winning streak snapped vs. Boise State (2-27-16); Last loss before 164-game winning streak: at Wyoming (1-9-10)
Trailing with 5:00 Left	0-1	3-20	Lost 2	SDSU is 10-63 in its last 73; Last win: vs. Colorado State (2-25-20)
Tied with 5:00 Left		3-1	Won 1	SDSU is 6-4 in last 10 outings
In Overtime			Won 3	SDSU is 21-2 in its last 23 in OT; Last loss: at Cincinnati (12-17-14); Won last seven OT home games
SDSU Outrebounds Opp.	4-0	54-9	Won 6	SDSU is 23-1 in its last 24, 85-16 in its last 101 and 195-35 in its last 230 games.
SDSU is Outrebounded	1-1	20-17	Lost 1	SDSU is 10-2 in its last 12 and 60-47 in its last 107 games when outrebounded; Last win: vs. UC Irvine (11-27-20)
SDSU Commits Fewer TOs	5-1	57-8	Lost 1	SDSU is 29-2 in its last 31 and 102-15 in its last 117 when committing fewer turnovers. Last loss: vs. Brigham Young (12-18-20)
Opp. Commits Fewer TOs		17-18	Won 1	SDSU is 80-52 in its last 132 games when committing more turnovers; Last win: at Nevada (2-28-20)
SDSU More FT Attempts	4-0	52-5	Won 23	SDSU is 190-30 in its last 220 games in the category. Last loss: vs. Fresno State (3-6-19)
Opp. More FT Attempts	1-1	23-17	Lost 1	SDSU is 66-48 in its last 114 games in this category. Last win: vs. Boise State (3-6-20)
SDSU Shoots Better than Opp.	3-0	66-4	Won 38	SDSU is 68-4 in last 72; 228-14 in last 242 with higher FG pct. Last loss: at Fresno State (1-22-19)
Opp. Shoots Better than SDSU	2-1	11-23	Lost 1	SDSU is 45-71 since the start of '10-11 when the opponent has a higher FG pct.; Last win: vs. Pepperdine (12-6-20)
SDSU Shoots 50% or Better		30-1	Won 18	70-game win streak snapped at California (12-8-18). Won 82 straight at home when FG pct. >= 50.0 pct. (last loss: UNLV, 1-26-02)
SDSU Shoots Between 40-50%	5-0	36-13	Won 18	Since March 3, 2010, SDSU is 131-31 overall and 70-9 at home
SDSU Shoots 40% or Less	0-1	12-13	Lost 2	SDSU is 114-23 when shooting 38.9 pct. or better (since Jan. 31, 2015); SDSU is 94-9 since Feb. 22, 2012, at home when shooting at least 38.9 pct.
Opp. Shoots 50% or Better		1-10	Lost 4	Duke snapped streak of 41 straight SDSU foes to shoot less than 50 pct. in the '15 NCAA tourney
Opp. Shoots Between 40-50%	2-1	26-14	Lost 1	Suffered six losses last season. Last loss: vs. Brigham Young (12-18-20); Last win: Pepperdine (12-6-20)
Opp. Shoots 40% or Less	3-0	51-3	Won 29	SDSU is 260-33 in last 293 times the opponent has shot 40 pct. or less; Last loss: at Fresno State (1-22-19)
SDSU Bench Outscores Opp.	5-0	42-9	Won 5	SDSU is 21-1 in its last 22 and 169-33 in this category since the beginning of the 2010-11 season; Aztecs are 137-29 in last 166 games
Opp. Bench Outscores SDSU	0-1	34-17	Lost 1	SDSU is 90-51 in this category since the beginning of the 2010-11 season
SDSU Scores Less Than 60		1-7	Lost 1	SDSU is 24-35 in its last 59 games when scoring less than 60 points; Last win: vs. San Jose State (12-8-19)
SDSU Scores At Least 60 & Less Than 70	1-1	18-12	Lost 1	SDSU is 74-35 in its last 109 games. Last loss: vs. Brigham Young (12-18-20)
SDSU Scores Between 70-79	2-0	25-5	Won 12	SDSU is 27-5 in last 32, 114-13 in its last 127 when scoring 70-79. Last loss: vs. Fresno State (3-6-19); 37-3 at home in last 40
SDSU Scores Between 80-89	2-0	23-3	Won 16	SDSU is 44-5 in its last 49 games when scoring between 80-89 points
SDSU Scores Between 90-99		10-0	Won 25	The Aztecs have won 25 straight games and are 35-2 since 1999-2000 when scoring 90+ points
SDSU Scores 100+		1-0	Won 27	The Aztecs have won 27 straight games when reaching triple digits. SDSU is 4-0 in games where it has scored 100+ points since the 1999-2000 season.
Opp. Scores Less Than 60	3-0	42-1	Won 3	SDSU is 44-1 in its last 45 games in the category and 166-14 in the last 180 games; Last loss: vs. Utah State (3-7-20)
Opp. Scores Less Than 50	1-0	8-0	Won 12	SDSU is 126-4 the last 130 home games when holding the opponent to 60 points or less
Opp. Scores Between 50-59	2-0	34-1	Won 2	SDSU is 61-3 in last 64 in this category (losses: at UW, 12-7-14; vs. Wyo., 3-14-15; Little Rock, 11-21-15)
Opp. Scores Between 60-69	2-0	22-6	Won 5	SDSU is 34-1 in its last 35 games and 75-8 in last 83 games in this category; 68-2 in last 70 home games
Opp. Scores Between 70-79	0-1	13-7	Lost 1	SDSU is 77-28 in the category since the start of 2010-11.
Opp. Scores Between 80-89		1-10	Lost 4	SDSU is 29-28 in its last 57 games when allowing between 70-79 points
Opp. Scores Between 90-99		0-3	Lost 3	SDSU is 3-15 since the beginning of the 2010-11 season in this category.
Opp. Scores 100+			Lost 9	SDSU snapped a 24-game losing streak in the category by winning at TCU (3-3-12) The Aztecs are 0-3 in this category since the 1999-2000 season.
Wearing Black	1-0	28-18	Won 2	SDSU is 14-1 in last 15 and 71-49 in its last 160 in the black uniforms; Last worn at home: vs. UNLV (2-22-20)
Wearing Alternate Black (Red Writing)	1-0	12-1	Won 2	Worn at San Diego, vs. Creighton, at CSU, at USU, at WYO, at Fresno State, at UNLV, at UNM, at AFA at Boise State, vs. UNLV, at NEV, at ASU
Wearing Red		2-0	Won 3	Aztecs are 17-5 in their last 22 when wearing red since the start of 2010-11; Last worn: vs. Nevada (1-18-20)
Wearing White	3-1	44-9	Lost 1	Last wore on the road at UNLV (3-14-19); Last neutral: vs. Boise (3-6-20); 15-game win streak snapped vs. Utah State (3-7-20)
Wearing Retro White		3-1	Won 2	Wore vs. USD and vs. No. 2/3 Kansas in 2015-16; vs. Alabama State, Wyoming, Air Force in 2016-17; vs. Georgia and California, USU, CSU in 2017-18
Wearing Camouflage			Lost 1	SDSU lost to No. 9/9 Syracuse (11-11-12)
Wearing Pewter Gray			Won 2	Uniforms made its debut vs. USD (12-15-12); Also worn against UNLV (1-16-13), FS (2-9-13), BSU (3-13-13)
Wearing Turquoise	1-0	4-0	Won 7	Made its debut vs. Bakersfield (11-20-14); Also vs. SD Christian (11-18-15), vs. Savannah St. (11-28-16), vs. McNeese (11-17-17), Jackson St. (11-27-18), Tennessee State (11-25-19), UC Irvine (11-27-20)
On Monday		2-1	Won 1	Aztecs are 14-3 on Monday since the beginning of 2010-11. Last loss: vs. (1/1) Duke (11-19-18)
On Tuesday		15-5	Won 5	SDSU is 47-12 in its last 59 games played on Tuesday. Last loss: at Utah State (2-26-19)
On Wednesday	2-0	16-5	Won 9	SDSU is 31-9 in last 40 and 61-17 in its last 78 games played on Wednesday
On Thursday	1-0	8-1	Won 4	Aztecs played just 31 Thursday games since the start of the 2010-11 season.
On Friday	1-1	9-1	Lost 1	SDSU is 31-6 in its last 37 games played on the day
On Saturday		23-13	Lost 1	SDSU is 77-37 in its last 114 games played on Saturday. Seven-game win streak snapped vs. UNLV (2-22-20)
On Sunday	1-0	5-1	Won 5	The Aztecs have played only 26 Sunday games since the beginning of the 2010-11 campaign (18-8)
In November	2-0	20-4	Won 11	SDSU is 54-13 in November since the beginning of the 2010-11 campaign
In December	3-1	14-6	Lost 1	The Aztecs are 58-15 in their last 73 games played in December. Last loss: vs. Brigham Young (12-18-20)
In January		17-7	Won 11	SDSU is 45-14 in last 59 and 61-18 in last 79 January games
In February		18-5	Won 2	SDSU is 45-18 in its last 63 games played during the month
In March		9-5	Lost 1	The Aztecs are 55-22 in their last 77 March games