SAN DIEGO STATE BASKETBALL

14 NCAA Tournament Appearances (7 times in last 9 years) ♦ Record 11-Time Mountain West Champion

Contacts: Mike May, Senior Associate AD of Communications and Media Relations (e-mail: mmay@sdsu.edu) ◆ Lauren Weaver, Media Relations Coordinator (e-mail: lweaver@sdsu.edu)

LIVE COVERAGE

TV: CBS Sports Network; **Live Stream:** none

Rich Waltz (play-by-play)
Dan Dickau (analyst)
Cassie McKinney (sidelines)
Bill Thayer (producer)

Aztecs Radio Network: 101.5 KGB / XTRA 1360 / Fox Sports Inland Empire (IE) 1350 (pregame starts at 7 p.m. PT on XTRA)

Ted Leitner (play-by-play)
Judson Richards (pre, half, post)

Live Stats: GoAztecs.com

SCHEDULE / RESULTS

Record: 19-11 | **Home:** 14-3, **Away:** 4-6, **Neutral:** 1-2

MW Record: 11-6 | **Home:** 8-1, **Away** 3-5

Date	SDSU	Opp.	Opponent (TV/Stream)	Time / Result
N.1	rv/--		Chaminade - Exhibition	W, 68-63
N.6	rv/--		Arkansas-Pine Bluff	W, 76-60
N.14			Texas Southern	W, 103-64
N.19		1/1	#vs. Duke (ESPN2)	L, 64-90
N.20			#vs. Xavier (ESPN2)	W, 79-74
N.21		rv/rv	#vs. Iowa State (ESPN2)	L, 57-87
N.27			Jackson State (FOX Sports San Diego)	W, 87-44
D.1			at Illinois State (ESPN+)	W, 75-65
D.5			San Diego (STADIUM/Facebook)	L, 61-73
D.8			at California (Pac-12 Network/Pac-12 Bay Area)	L, 83-89
D.12			Cal State Dominguez Hills	W, 99-46
D.22			Brigham Young (CBS Sports Network)	W, 90-81
D.29			Brown (FOX Sports San Diego)	L, 61-82
J.1			CSUN	W, 65-60
J.5			*at Boise State (CBS Sports Network)	L, 64-88
J.8			*Wyoming (CBS Sports Network)	W, 84-54
J.12			*at Air Force (ESPN3)	L, 48-62
J.15			*New Mexico (CBS Sports Network)	W, 97-77
J.22			*at Fresno State (ESPNU)	L, 62-66
J.26			*UNLV (CBS Sports Network)	W, 94-77
J.30			*Air Force (STADIUM/Facebook)	W, 66-51
F.2			*at San José State (Mountain West Network)	W, 67-56
F.5			*at New Mexico (ESPN2)	L, 70-83
F.9			*Utah State (ESPN3)	W, 68-63
F.12			*at Colorado State (ESPN2)	W, 71-60
F.16			*Boise State (CBS Sports Network)	W, 71-65
F.20		6/6	*Nevada (CBS Sports Network)	W, 65-57
F.23			*at UNLV (ESPNU)	W, 60-59
F.26			*at Utah State (CBS Sports Network)	L, 54-70
M.2			*San José State (FOX Sports San Diego)	W, 84-56
M.6			*Fresno State (CBS Sports Network)	L, 74-76
M.9		17/18	*at Nevada (CBS Sports Network)	7:30 p.m. PT
M.14			+(5) at UNLV (QF) (CBS Sports Network)	2:30 p.m. PT
M.15			+TBD (SF) (CBS Sports Network)	6:00 p.m. PT
M.16			+TBD (CH) (CBS)	3:00 p.m. PT

*# - Maui Jim Maui Invitational (Lahaina Civic Center; Lahaina, Hawaii); * - Mountain West game; + - MW Championship (Thomas & Mack Center; Las Vegas, Nev.)*

GAME 31

SAN DIEGO STATE AZTECS (19-11; 11-6 MW) **vs.** No. 17/18 **NEVADA** WOLF PACK (27-3; 14-3 MW)

Sat., March 9, 2019 :: 7:30 p.m. PT (announced) :: Lawlor Events Center (11,536) :: Reno, Nevada

SAN DIEGO STATE

Head Coach: Brian Dutcher
Career Record: 41-22 (2nd Season)
Record at San Diego State: 41-22 (2nd Season)
Record vs. Nevada: 3-0

NEVADA

Head Coach: Eric Musselman
Career Record: 108-32 (4th Season)
Record at Nevada 108-32 (4th Season)
Record vs. SDSU: 2-6

SCENE SETTER *(through the games of Thurs., March 8)*

- San Diego State concludes regular-season play on Saturday when the Aztecs travel to Reno to face Nevada.
- San Diego State and Nevada are meeting for the 22nd time with the Aztecs owning a 16-5 series advantage. The Aztecs have won the last three meetings and 10 of the last 13.
- San Diego State has handed Nevada three of its last six losses and six of its last 25 defeats. Since Feb. 12, 2017, SDSU is 4-1 against Nevada while the rest of the country is a combined 9-64.
- San Diego State has defeated 33 AP nationally-ranked teams at the time of the game in school history.
- The Aztecs are 11-10 in their last 21 games against top 25 competition. SDSU is 10-5 in its last 15 games against AP Top 25 teams not ranked in the top 10.
- Since the start of the 2017-18 campaign, San Diego State's 4-3 record against AP Top 25 teams at the time of the game is the 9th-best record in the nation *(top 10 list is located to the right)*.
- Since the start of the 2017-18 season, San Diego State's 4-3 record as an unranked team vs. nationally-ranked opponents at game time is tied for the fourth best record nationally *(top 5 list is located below on this page)*.
- SDSU has defeated Nevada three consecutive times. In each of the games, the Aztecs were unranked and the Wolf Pack was nationally ranked. There are only two current streaks where an unranked team has defeated the same nationally-ranked team at least three straight times (Texas def. North Carolina, four times).
- San Diego State has won nine of its last 12 games and the Aztecs' nine victories since Jan. 26 is tied for the 26th highest total nationally.
- San Diego State ends the regular-season campaign with games against Fresno State (20-8) and at No. 17 Nevada (26-3). As of March 5, the combined winning percentage of the Aztecs' opponents in the final two regular-season games was the sixth highest among the 351 Division I teams.
- SDSU's defense continues to improve at a dramatic rate. The Aztecs, who earlier this season allowed four opponents in a six-game stretch to shoot above 50 percent, rank among the top of the conference in several defensive categories. In Mountain West games only, SDSU ranks 1st in scoring defense (65.9) and field goal percentage defense (.407), and second in KenPom defensive efficiency (96.4).

:: SERIES INFORMATION

Overall	San Diego State leads, 16-5
Current Streak	SDSU, 3 (SDSU 11-2, L13)
In San Diego	SDSU leads, 8-1, W6
In Reno	SDSU leads 5-4, L2
Neutral Sites	SDSU leads 3-0, W3
Last Meeting	@SDSU 65, UN 57, F.20.19

:: BEATING THE BEST

Since Brian Dutcher took over as head coach at San Diego State (prior to the 2017-18 season), the Aztecs have posted a 4-3 record against AP Top 25 teams. That is tied for the 9th-best record in the nation during that span (min. 7 games vs. AP Top 25 teams).

Rk.	Team	vs. AP Top 25	
1.	Virginia	13-3	.813
2.	Michigan State	10-3	.769
	Villanova	10-3	.769
4.	Michigan	12-5	.706
5.	Kansas	16-7	.696
6.	Duke	13-7	.650
7.	Alabama	9-5	.643
8.	Texas Tech	10-7	.588
9.	San Diego State	4-3	.571
	Arizona State	4-3	.571
	Loyola Chicago	4-3	.571
	North Carolina	12-9	.571

PLAYING UP

Below is a look at the nation's best records since the start of the 2017-18 campaign of unranked teams against AP Top 25 teams at the time of the game *(min. 5 games)*.

Rk.	Team	Record	Pct.
1.	Purdue	5-1	.833
2.	Alabama	9-4	.692
3.	Houston	3-2	.600
4.	San Diego State	4-3	.571
	Florida State	4-3	.571
	Loyola Chicago	4-3	.571
	Virginia Tech	4-3	.571

SDSU VS. NEVADA

Below is a look at key stats from the last three meetings between San Diego State and Nevada.

Category	SDSU	Nev.
Wins	3	0
Points/Per Game	78.0	68.0
FG Percentage	46.6	41.0
3FG Percentage	35.0	28.2
FT Percentage	64.4	65.3
Rebounds	40.3	31.7
Turnovers	12.3	11.3

SDSU CAREER SCORING LIST

Below is a list of San Diego State's all-time scoring leaders. In school history, 33 players have reached the 1,000-point plateau (list current entering today).

Rk.	Student-Athlete	Pct.
4.	Chase Tapley, 10-11-12-13	1,526
5.	Tony Pinkins, 55-56-57	1,475
6.	Trey Kell, 15-16-17-18	1,403
7.	Winston Shepard, 13-14-15-16	1,401
8.	Bob Brady, 52-53-54	1,389
9.	Jeremy Hemsley, 16-17-18-19	1,356
10.	Steve Copp, 73-74-75-76	1,307
11.	Billy White, 08-09-10-11	1,294
12.	Al Skalecky, 66-67-68	1,271

SAN DIEGO STATE PLAYER NOTES

at No. 17/18 Nevada
March 9, 2019

San Diego State Aztecs

2018-19 Record: 19-11 (H: 14-3; A: 4-6; N: 1-2); 11-5 MW
12 Postseason Berths in Last 13 Years, 11-Time MW Champions

- – The Aztecs have won at least 19 games in 14 straight seasons (counts this season). Entering the year that was tied for the 7th-longest active streak in the nation.
- – San Diego State has advanced to postseason play in 12 of the last 13 seasons (2006 NCAA, 2007-09 NIT, 2010-15 NCAA, 2016 NIT, 2018 NCAA).

Trends:

- – SDSU is 17-3 this season and 36-6 under Brian Dutcher when holding the opposition to 45.0 percent or less FG shooting.
- – SDSU 37-4 last 41x when owing a higher FG pct.
- – The Aztecs are 29-3 in the Dutcher era when holding opponents to 45 percent FG shooting and 35 percent 3FG shooting.

0 Devin Watson

Guard, 6-1, 183, Sr.-1L **MW Player of the Week**
Oceanside, Calif. (San Francisco)

	PPG	RPG	APG	FG	3FG	FT
'18-19	15.7	3.1	4.3	40.4	37.8	74.4
MWC	16.1	3.3	3.5	39.1	35.8	75.3

Career Highs: Points: 33 - two times; Rebounds: 8 vs. Coppin State (12-18-15); Assists: 9 at Arizona State (11-14-17)

1 of 6 players in the nation avg. 15.7 pts., 4.3 asts., 2.5 3FGM per game... Last 8 gms.: 15.5 ppg, 3.8 rpg, 3.0 apg, 18-50 3FG (36.0 pct.)... 1 of 7 active players w/1,700 pts. & 450 asts... 91 career 10+ scoring games, including 26 of 30 TY... 33 career 20+pt. games (10 this season)... 8 gms. this season w/7+ assists... SDSU is 18-3 when he shoots 40 pct.or better and has two TO or less.

2 Adam Seiko / SAY-ko /

Guard, 6-3, 195, Fr.-RS
Boston, Mass. (Sierra Canyon HS (Calif.))

	PPG	RPG	APG	FG	3FG	FT
'18-19	2.4	1.1	0.7	41.0	42.4	75.0
MWC	1.7	1.1	0.8	35.0	36.8	60.0

Career Highs: Points: 13 vs. CSUDH (12-12-18); Rebounds: 5 vs. CSUDH (12-12-18); Assists: 2 - five times

Played in 28 of 30 games this season (13.0 mpg)... Only 16 TOs in 364 mins... Is 14-of-33 from 3-pt. range (.424)... Has at least as many assists as TOs in 20 of last 23 gms... Set CH for pts. (13) and rebs. (5) against CSDH...Coming off of a RS season... Three-star signee by Rivals... Sierra Canyon went 27-3, and was ranked No. 5 in California and No. 15 nationally his senior year.

3 Aguek Arop / uh-GWUK uh-ROPE /

Forward, 6-6, 220, Fr.-HS
Omaha, Neb. (Omaha South HS)

	PPG	RPG	APG	FG	3FG	FT
'18-19	3.2	2.7	0.9	47.1	23.1	58.6
MWC	3.5	2.6	1.2	52.4	28.6	47.6

Career Highs: Points: 11 vs. Brown (12-29-18); Rebounds: 5 - two times; Assists: 3 - two times

Played 10+ mins. in 17 of last 19 games... Scored in 5 of last 6 gms. (21 pts.)... Made 20 of last 36 FGA (13 gms.)... 31 of 72 rebounds are on offensive glass... Last 8 gms.: 26 pts., 25 rebs., 12 asts., 10 stls. (156 min.)... A 6-6 forward with a near 7-foot wingspan ... Good mid-range game and is deadly from 15-feet and in... Has been hindered a bit during camp due to a hip injury.

4 Michael Sohikish / so-HE-kish /

Guard, 5-9, 160, Sr.-SQ
San Diego, Calif. (University City HS)

	PPG	RPG	APG	FG	3FG	FT
'18-19	0.8	0.2	0.5	3/8	1/4	2/2
MWC	1.4	0.2	0.4	3/6	1/3	0/0

Career Highs: Points: 5 vs. San José State (3-2-19); Rebounds: 1 - four times; Assists: 2 vs. CSUDH (12-12-18)

Walk-on who has seen action in 22 career games, including 11 games this season... Made lone start on senior night vs. Fresno... Scored first points of the season on a pair of free throws against CSUDH (12-12-18)... Fifth-year in the program... A civil engineer major who served as a student-manager before earning playing time... Career totals: 17 points, 4 rebounds, 7 assists, 4 steals, 63 minutes and just 3 TO.

5 Jalen McDaniels

Forward, 6-10, 195, So.-1L **2-time MW PoW**
Federal Way, Wash. (Federal Way HS)

	PPG	RPG	APG	FG	3FG	FT
'18-19	16.4	8.2	2.2	47.7	30.4	73.7
MWC	17.6	8.7	1.8	48.2	28.9	78.0

Career Highs: Points: 30 vs. UNLV (1-26-19); Rebounds: 15 at Illinois St. (12-1-18); Assists: - 5 - two times

Named MWC POW twice TY... Last 18 gms.: 17.8 points, 8.8 rebounds, 1.8 asts., 49.3 FG pct... Career FG pct. 51.5... Double-doubles in 7 of last 16 gms... Has 32 offensive rebounds in the last 14 games... CH 30 pts., 13 rebs., 4 asts., 5 stls. vs. UNLV (1st DI player to do that since Ben Simmons)... One of 4 Fr. in the country LS to post 10.5 pts., 7.5 rebs. & shoot 58+ pct. from the field.

11 Matt Mitchell

Foward, 6-6, 240, So.-1L
Riverside, Calif. (Roosevelt HS)

	PPG	RPG	APG	FG	3FG	FT
'18-19	10.4	4.1	1.9	41.9	32.7	78.4
MWC	8.6	4.4	1.9	37.7	32.3	87.9

Career Highs: Points: 31 vs. Eastern Illinois (11-20-17); Rebounds: 9 - two times; Assists: 9 vs. New Mexico (1-15-19)

62 career starts... 6 20-point games (4 this season)... Trey in 10 of last 11 gms... Made 15 straight FTA at one point this season... 13-4 this season when he scores 9+ points and 11-1 in his career when he scores 15+ points... SDSU is 25-6 when he has multiple assists... 658 career points... Home averages: 12.2 points, 4.8 rebs., 44.9 FG pct., 37.7 3FG pct.

20 Jordan Schakel / SHACK-ull /

Guard, 6-6, 200, So.-1L
Torrance, Calif. (Bishop Montgomery HS)

	PPG	RPG	APG	FG	3FG	FT
'18-19	8.3	4.0	1.2	47.3	45.4	84.6
MWC	7.7	3.3	0.9	48.3	43.2	71.4

Career Highs: Points: 16 vs. Tx. Southern (11-14-18); Rebounds: 8 vs. BYU (12-22-18); Assists: 3 - two times

Among active DI players, he ranks 10th in fewest TO/40 minutes (0.89, min. 1,030 mins.)... Made 13 of last 23 3FGA (.565)... Has 10 double-digit scoring games in 57-game career (has 9 in last 23 games)... 2nd Aztec in last 22 seasons to produce 3 3FGM, 7 rebs. and 100 pct. FT game (Jamaal Franklin)... Made first 16 FTA of the season... Last season: 106 pts., this season: 199 pts... Missed 6 of last 11 games.

23 Ed Chang

Forward, 6-8, 215, Fr.-HS
Papillion, Neb. (Garfield HS (Wash.))

	PPG	RPG	APG	FG	3FG	FT
'18-19	1.8	0.8	0.3	37.5	40.0	3/4
MWC	2.0	0.7	0.3	3/8	3/8	3/4

Career Highs: Points: 4 vs. San José State (3-2-19); Rebounds: 3 vs. CSUDH (12-12-18); Assists: 1 - three times

Played 51 minutes total in 12 gms... All 6 FGM are from three-point range... Tremendous shooter (once made nine 3FG in one half of a HS game)... Did not play in high school last season... Attended Papillion-La Vista High in Papillion, Neb. for three years as a prep before finishing at Garfield High in Seattle... Was a two-time all-state selection in Nebraska... Tabbed a four-star recruit by ESPN.

24 Nolan Narain

Forward, 6-10, 230, Jr.-2L
Hamilton, Ontario, Canada (La Lumiere School (Ind.))

	PPG	RPG	APG	FG	3FG	FT
'18-19	3.1	2.4	0.7	49.3	28.6	42.9
MWC	2.6	2.1	0.7	39.1	18.2	1/5

Career Highs: Points: 18 vs. Wyoming (2-14-18); Rebounds: 7 - three times; Assists: 3 vs. San José State (3-2-19)

Played in 59 career games, including 27 this season.. Shooting 49.3 percent from the field and 54.4 perecent inside the three-point arc... In fourth year with the program (redshirt in 2015-16 campaign)... Played the best basketball of his career near the end of last season... Scored a CH 18 points in 18 minutes of action against UW (2-14-18)... In a five-game stretch late last season, he had 43 pts. and 14 rebs.

31 Nathan Mensah / MEN-sah /

Forward, 6-10, 225, Fr.-HS
Labadi, Accra, Ghana (Findlay Prep (Nev.))

	PPG	RPG	APG	FG	3FG	FT
'18-19	5.8	5.7	0.6	58.6	0/0	73.3
MWC	6.5	6.1	0.7	58.9	0/0	82.8

Career Highs: Points: 16 vs. New Mexico (1-15-18); Rebounds: 11 - two times; Assists: 4 vs. San José State (3-2-19)

Hast 2 double-doubles... In last 23 seasons, only Leonard produced a 10-10-3 blk-2 stl. game as an SDSU Fr... Avg. 12.2 pts. and 11.9 rebs. per 40 mins... Started last 16 gms... Played 21+ mins. 9 of last 12 gms... 37 off. rebs. last 12 gms... An injury on the middle finger of his left (shooting) hand forced him to miss about four weeks... He was cleared on Oct. 31... He is playing with a hard brace on that finger.

35 Joel Mensah / MEN-sah /

Forward, 6-10, 215, Fr.-HS
Korle Gonno, Accra, Ghana (JSerra Catholic HS (Calif.))

	PPG	RPG	APG	FG	3FG	FT
'18-19	1.1	1.0	0.0	19.2	0/0	6/9
MWC	0.9	1.0	0.0	2/9	0/0	2/2

Career Highs: Points: 4 - two times; Rebounds: 3 vs. Iowa State (11-21-18); Assists: -

Played 7 minutes, action in 14 of 29 gms... A hard working center expected to see the floor this season... Is a good shooter with range out to 15 feet... Has a very good motor... Attended JSerra Catholic High in Capistrano, Calif... Averaged 15.9 points, 8.8 rebounds, 1.2 steals and 1.4 blocked shots in his senior season... Nathan and Joel Mensah are not related.

42 Jeremy Hemsley

Guard, 6-3, 195, Sr.-3L
Rancho Cucamonga, Calif. (Damien HS)

	PPG	RPG	APG	FG	3FG	FT
'18-19	9.3	3.0	2.5	43.4	35.4	64.1
MWC	8.6	3.0	2.8	43.9	30.4	60.0

Career Highs: Points: 30 at Nevada (1-4-17); Rebounds: 7 vs. San José State (1-10-17); Assists: 9 - two times

9th in school history w/ 1,356 career points (10.4 ppg)... 10+ pts. in 8 of last 13 gms... 146 career treys (7th in SDSU history)... Started 91 of 130 games in his career... SDSU is 23-3 when he has at least four assists and 43-15 when he has one TO or less (10-2 TY)... Has 9 career 20-pt. games... Double figures in scoring 73x... Career numbers: 1,356 points, 274 assists, 308 rebounds, 101 stls., 146 3FGs.

red indicates probable starter, black indicates reserve, gold indicates player is injured and not expected to play.

SCHEDULE / RESULTS

Date	Opponent (Television/Stream)	Time/Result	Note
N.1	Chaminade - Exhibition	W, 68-63	▶ Four Aztec starters score in double figures as SDSU overcomes 11-point deficit; FG pct.: SDSU 51.1 pct., Chaminade 37.7 pct.
N.6	Arkansas-Pine Bluff	W, 76-60	▶ Watson CH 6 3FGs (20 pts.); McDaniels 4th Aztec in last 23 seasons w/ 15+ pts., 9+ rebs., 5+ asts., 3+ stls.; 4 starters 10+ pts.
N.14	Texas Southern	W, 103-64	▶ Six Aztecs score 10+ including all five starters; SDSU never trailed; Mitchell: 21 pts., 5 rebs.; Schakel: 16 pts., 3-3 3FGs, 7 rebs
N.19	#vs. No. 1/3 Duke (ESPN2)	L, 64-90	▶ Duke makes 10-of-25 from three-point range (9 in first half); Watson: 15 pts. (3-6 3FG); 4 SDSU players score 11 or more pts.
N.20	#vs. Xavier (ESPN2)	W, 79-74	▶ SDSU rallies from a 19-point deficit to win; McDaniels first SDSU player since Jamaal Franklin to record 26 pts., 8 rebs., and 3 blocks
N.21	#vs. rv/rv Iowa State (ESPN2)	L, 57-87	▶ Iowa State makes 14 treys and has a 41-27 edge on the glass; Mitchell: 14 points, 6 rebounds; McDaniels: 10 pts., 7 rebs.
N.27	Jackson State (FOX Sports San Diego)	W, 87-44	▶ SDSU scores first 11 points and leads wire-to-wire; FG pct: SDSU 50.9, Jackson State 25.9; Five SDSU players in double figures
D.1	at Illinois State (ESPN+)	W, 75-65	▶ Aztecs snap Illinois State's 10-game homecourt win streak; McDaniels 10th career double-double, 12 pts., CH 15 rebs.; Watson: 23 pts.
D.5	San Diego (STADIUM/Facebook)	L, 61-73	▶ SDSU FG pct. by half: 59.1, 22.7; SDSU win streak of 11 straight series victories indoors is snapped; first series loss at home since '00
D.8	at California (Pac-12 Network, Pac-12 Bay Area)	L, 65-75	▶ SDSU had 8-point lead with under 5 minutes to play; McDaniels: 20 pts., 6 rebs., 5 asts; Hemsley: 19 pts.; 5-6 3FGs
D.12	Cal State Dominguez Hills	W, 99-46	▶ Aztecs have four players reach double figures, dish out 28 assists and record the fifth-largest margin of victory in school history
D.22	Brigham Young (CBS Sports Network)	W, 90-81	▶ SDSU ties school-record with third straight win in series; Aztecs led by 8+ pts. final 35:18; SDSU shoots 52.8 pct.; 12 3FGM
D.29	Brown (FOX Sports San Diego)	L, 61-82	▶ FG pct.: Brown 53.4, SDSU 35.2; 3FGs: Brown 15-28 (53.6 pct.), SDSU 5-17 (29.4 pct); McDaniels: 19 pts., 6 rebs.; Arop 11 pts., 5 rebs.
J.1	CSUN	W, 65-60	▶ San Diego State overcame its second 19-point deficit of the season to win (Xavier); McDaniels: 20 pts. (9-13 FGs), 13 rebs.
J.5	*at Boise State (CBS Sports Network)	L, 64-88	▶ Broncos win for the third straight time in the series in Boise; FG pct: Boise 56.9, SDSU 40.7; 3FG: Boise 8-22 (36.4), SDSU 3-21 (14.3)
J.8	*Wyoming (CBS Sports Network)	W, 84-54	▶ Aztecs hand Wyoming worst loss since Jan. 29, 2011 (also against SDSU, 96-57); McDaniels: 22 pts., 12 rebs; Mitchell: 20 pts., 6 rebs.
J.12	*at Air Force (ESPN3)	L, 48-62	▶ SDSU cuts 16-point deficit to 4, but can't complete comeback; McDaniels: 18 pts., 11 rebs.; Aztecs 3FGs: 2-for-17 (11.8 pct.)
J.15	*New Mexico (CBS Sports Network)	W, 97-77	▶ Aztecs never trail in 20-point win; McDaniels 3rd straight double-double (24 pts., 11 rebs.); SDSU is 5-1 in its last six vs. UNM at home
J.22	*at Fresno State (ESPNU)	L, 62-66	▶ The Aztecs build 20-point advantage before suffering four-point loss; McDaniels: 19 points, 10 rebounds; Fresno 38.9 FG pct.
J.26	*UNLV (CBS Sports Network)	W, 94-77	▶ SDSU is 13-1 in its last 14 games vs. UNLV; McDaniels career-high 30 pts., 13 rebs., 5 stls., 4 asts.; FG pct.: SDSU 56.1, UNLV 44.6
J.30	*Air Force (STADIUM/Facebook)	W, 66-51	▶ Aztecs have won 14 straight home games vs. AF; Starting backcourt of Watson & Hemsley combined for 29 pts., 9 assists, 7 rebs.
F.2	*at San José State (Mountain West Network)	W, 67-56	▶ SDSU is 10-1 in last 11 against San José State; Watson: 27 pts., 6 asts., 5-11 3FGs; McDaniels: 22 pts., 9 rebs.; SDSU season-low 8 TOs
F.5	*at New Mexico (ESPN2)	L, 70-83	▶ San Diego State can't hold 11-point first-half lead; McDaniels: 25 pts., 9 rebs., 11-19 FGs; FG pct.: UNM 53.8, SDSU 41.5
F.9	*Utah State (ESPN3)	W, 68-63	▶ Aztecs use 23-0 first half run en route to 11th straight win over the Aggies; Watson: 23 pts., 4 rebs., 3 asts.; Rebs: SDSU 38-35
F.12	*at Colorado State (ESPN2)	W, 71-60	▶ Rebounds: SDSU 35, CSU 27; Watson: 21 pts. (5-7 3FGs); McDaniels: 18 pts., 12 rebs.; SDSU is 10-4 in its last 14 games at CSU
F.16	*Boise State (CBS Sports Network)	W, 71-65	▶ SDSU outrebounds Boise State, 43-25; Four SDSU players in double figures, led by Waston (19 pts.) and McDaniels (18 pts.)
F.20	*No. 6/6 Nevada (CBS Sports Network)	W, 65-57	▶ SDSU defeats Nevada for a third straight time; Victory over No. 6 represents highest-ranked team SDSU has ever defeated
F.23	*at UNLV (ESPNU)	W, 60-59	▶ Aztecs hold UNLV to 32.7 FG pct.; McDaniels: 16 pts.; SDSU improves to 8-1 in its last nine games vs. UNLV inside Thomas & Mack Center
F.26	*at Utah State (CBS Sports Network)	L, 54-70	▶ SDSU shoots just 36.2 percent and is outrebounded 44-30; Schakel: 15 pts., 3 rebs., 3-4 3FGs; Mitchell: 12 pts., 3-4 3FGs
M.2	*San José State (FOX Sports San Diego)	W, 84-56	▶ Five Aztec players score in double figures; SDSU has 23 assists on 32 FGs; FG pct.: SDSU 48.5, SJSU 32.2; N. Mensah: 13 pts., 11 rebs.
M.6	*Fresno State (CBS Sports Network)	L, 74-76	▶ Streaks snapped: 13 straight Senior Night wins; 9 straight home wins; 13 straight home conference wins; SDSU rallied from 15 down
M.9	*at Nevada (CBS Sports Network)	7:30 p.m. PT	▶ Second straight season the teams have met in the final game of the regular season; SDSU won last year, 79-74
M.13-16	+at Mountain West Championship (TBD)	TBD	▶ San Diego State will look to defend their 2018 MW tournament title; SDSU has advanced to the title game in eight of the last 10 seasons

*# - Maui Jim Maui Invitational (Lahaina Civic Center; Lahaina, Hawaii), * - Mountain West game, + - MW Championship (Thomas & Mack Center; Las Vegas, Nev.)*

- San Diego State had a nine-game homecourt winning streak and a 14-game conference home win streak snapped in a 76-74 loss to Fresno State on Wednesday. The Aztecs overcame a 15-point first half deficit, built an eight-point lead and led by seven points with 1:58 to play but was unable to secure the win.
- Senior guard **Devin Watson** tied for team-high honors with 16 points, three assists and two rebounds. Of his 16 points, 13 were scored after intermission.
- Sophomore forward **Jalen McDaniels** tied for the team lead in points (16) and rebounds (7) to go along with two assists.
- Senior guard **Jeremy Hemsley** added 15 points, on 6-of-11 field goal attempts, and three assists. After failing to score a point in his previous two games, Hemsley has now scored 30 points in his last two games.
- Freshman forward **Nathan Mensah** scored 12 points and added seven rebounds. He now has consecutive double-figure scoring games for the first time in his career.
- Head coach Brian Dutcher has a career record of 14-3 in games played after Feb. 12.
- In Mountain West play, the Aztecs rank 1st in points allowed (65.9) and field goal percentage defense (.407), 2nd in rebound margin (+3.1) and 3rd in blocked shots (3.6), free throw percentage (72.4) and offensive rebound percentage (30.0).
- Since Dec. 29, 2018 (which includes 19 games), **Jalen McDaniels** is averaging 17.8 points, 8.8 rebounds and 1.8 assists, while shooting 49.3 percent from the field. He is the one of only 10 players in the nation that is averaging those numbers during that time frame.

SAYING GOODBYE

Saturday marks the final regular-season game for three San Diego State seniors that have helped carry on the rich Aztec Basketball tradition. In the last four season, SDSU has posted an 88-46 record, advanced to the NCAA Tournament, made an NIT semifinalist appearance at Madison Square Garden and claimed a Mountain West regular season and tournament championship.

:: SDSU HIGHEST-RANKED WINS

Below is a look San Diego State victories over the highest-ranked team in the AP Poll at the time of the game.

Date	AP	H/A/N	Opponent	Score
F.20.19	6	H	*Nevada	W, 65-57
F.18.88	7	H	*BYU	ot-W, 82-80
F.9.84	7	H	*UTEP	W, 73-62
D.23.78	7	H	Kansas	W, 81-69
M.12.11	8	N	BYU	W, 72-54
M.12.10	8	N	New Mexico	W, 72-69

** - indictaes conference game. N -indicates MW tournament.*

:: SDSU MOUNTAIN WEST POW

San Diego State 2018-19 Mountain West Player-of-the-Week honors

Date	Name	Career
J.21.19	Jalen McDaniels	2
J.28.19	Jalen McDaniels	3
F.25.19	Devin Watson	1

MEDIA RELATIONS

MEDIA RELATIONS OFFICE
Fowler Athletics Center
5302 55th Street, Suite 3014
San Diego, CA 92115
- Office: 619.594.5547
- Fax: 619.582.6541

MIKE MAY
Senior Associate A.D. of Communications and Media Relations
- Coaching staff and student-athlete interviews
- E-Mail: mmay@sdsu.edu
- Office: (619) 594-5547
- Cell: (619) 957-8372

LAUREN WEAVER
Media Relations Coordinator
- Credentials
- E-Mail: lweaver@sdsu.edu
- Office: (619) 594-5547

STAY CONNECTED
- Athletics Website: goaztecs.com
- Twitter: @GoAztecs / @Aztec_MBB
- Facebook: facebook.com/goaztecs
- Instagram: @goaztecs / @aztec_mbb
- YouTube: youtube.com/goaztecscom

SDSU SERIES HISTORY VS. NEVADA

SAN DIEGO STATE LEADS, 16-5

Home: 8-1, **Away:** 5-4, **Neutral:** 3-0

Date	Location	Result	Score
D.14.56	Reno	W	80-72
D.15.56	Reno	W	74-64
D.29.61	San Diego (KI)	W	83-62
D.12.75	N-Salt Lake City (UT)	W	86-65
D.27.75	Reno	L	89-90
D.3.77	San Diego (SA)	W	113-88
N.14.98	San Diego (CA) (so)	ot-L	71-76
D.9.98	Reno	L	75-94
J.23.13	*Reno	W	78-57
F.23.13	*San Diego (VA) (d)	W	88-75
F.8.14	*San Diego (VA)	W	73-58
F.4.15	*Reno	W	65-63
M.7.15	*San Diego (VA)	W	67-43
J.26.16	*Reno	W	57-54
M.11.16	^N-Las Vegas (SF)	W	67-55
J.4.17	*Reno	L	69-72
F.12.17	*San Diego (VA) (d)	W	70-56
F.10.18	*Reno (23/23)	L	58-83
M.3.18	*San Diego (VA) (21/21)	W	79-74
M.9.18	^N-Las Vegas (SF) (22/22)	W	90-73
F.20.19	*San Diego (VA) (6/6)	W	65-57
M.6.19	*Reno (17/18		

* - conference game, ^ - conference tournament game. AG - Aztec Gym, SA - San Diego Sports Arena, PG - Peterson Gym, CA - Cox Arena, VA - Viejas Arena, d - Day Game, (#/#) - Opponent National Ranking, (:xx.x) - Game-Winning Shot.

SDSU VS. MOUNTAIN WEST

School	All-Time W-L	MW* W-L	Streak
Air Force	57-24	27-14	Won 1
Boise State	12-7	11-7	Won 1
Colorado State	43-41	31-14	Won 3
Fresno State	62-56	8-8	Lost 2
Nevada	16-5	11-2	Won 3
New Mexico	40-48	23-22	Lost 1
San José State	40-35	10-1	Won 4
UNLV	35-36	31-19	Won 3
Utah State	11-4	11-1	Lost 1
Wyoming	42-41	24-17	Won 2
TOTALS	**358-298**	**187-106**	**Lost 1**

** - includes Mountain West Conference tournament games.*

MOST MW MBB TITLES

current members

Rk.	Team	MW Titles
1.	▶ San Diego State	11
2.	New Mexico	8
3.	Nevada	3
	UNLV	3
	Wyoming	3
6.	Air Force	1
	Boise State	1
	Colorado State	1
	Fresno State	1

MOUNTAIN WEST CHAMPIONSHIPS (11)

Regular Season Championships (6, record)
2006, 2011, 2012, 2014, 2015, 2016

Tournament Championships (5, record)
2002, 2006, 2010, 2011, 2018

Below are a few quick notes on all three seniors.

Jeremy Hemsley appears on almost every school career chart. A four-year member of the program, Hemsley has played in 130 career games and made 91 starts. He ranks 9th on the career scoring chart with 1,356 points and 17th in career assists with 274. He ranks in the top 20 in field goals made (11th), three-point field goals (7th), free throws made (19th), games played (8th), game started (15th), minutes played (10th) and points-rebounds-assists (13th). Most importantly, he has already been a part of 85 San Diego State victories, tied for the ninth most in school history.

Devin Watson has been one of the most impactful two-year players in school history. Transferring after his sophomore season from USF, Watson has started all 63 games since he became eligible (10th longest recorded consecutive streak in school history). He is 20th in school history in assists (253) and is 6th in assists per game (4.0). This season he earned player of the week honors after the Aztecs knocked off 6th-ranked Nevada, the highest-ranked team the Aztecs have ever defeated.

Michael Sohikish began his SDSU basketball career as a graphic design intern for the program. He became a team manager and practice player and started suiting up for games last season. An engineering major, Sohikish has seen action in 22 career games and has posted 17 points. He posted a career-high five-point game in the victory over San José State last Saturday.

TRENDS *(through the games of Thurs., March 8)*

- **Jalen McDaniels** is making his case as a first-team all-conference performer, in league games ranking 7th in scoring (17.6), rebounding (8.7) and field goal percentage (48.2 percent).
- San Diego State's sophomore class of **McDaniels**, **Matt Mitchell** and **Jordan Schakel** is averaging 33.4 points per game. If the season ended today it would come close to being the highest scoring sophomore class in school history, currently held by the 1999-00 sophomore class that included six players (34.4). Keep in mind that Schakel has missed six of the last 12 games due to the injury.
- The Aztecs are 37-4 the last 41 times they have had a higher field goal percentage than their opponent.
- San Diego State is 17-3 this season and 36-6 under Brian Dutcher when holding the opposition to 45.0 percent field goal shooting or less.
- SDSU is 29-3 in the Dutcher era when holding the opposition to 45 percent field goal shooting and 35 percent three-point field goal shooting.
- The Aztecs are 14-2 when outrebounding its opponent this season, something SDSU has done in 10 of its last 15 games.
- San Diego State is 28-12 in its last 40 games - regardless of location - dating back to last season.
- San Diego State is 25-10 in its last 35 contests against teams that were not ranked in the AP Top 25 at game time.
- In January, SDSU used a starting lineup comprised of one senior, three sophomores and one true freshman (for consecutive games). This marked the first time the Aztecs have started four underclassmen since February 12, 2005 vs. UNLV. Against the Runnin' Rebels that day, SDSU started two freshmen (Tyler Smith and Matt Thomas), two sophomores (Brandon Heath and Marcus Slaughter) and a junior college transfer (Mohamed Camara). That team finished 11-18 and marks the last time the Aztecs finished a campaign below .500. SDSU would make the postseason each of the next 11 seasons.

PLAYER QUICK HITS *(through the games of Thurs., March 8)*

- Sophomore forward **Jalen McDaniels** - 16.4 points, 8.2 rebounds, 2.2 assists, 1.1 steals, 47.7 FG pct., 30.4 3FG pct., 73.7 FT pct.
  - Named Mountain West Player of the Week twice this season and three times in his career.
  - Most productive 19-game stretch of his career; Last 19 games: 17.8 points, 8.8 rebounds, 1.8 assists, 49.3 FG pct., 76.9 FT pct.
  - 1 of 8 players in the country to average at least 16.4 points, 8.2 rebounds, 2.2 assists and 1.1 steals per game, while shooting at least 47.5 percent from the field.
  - MW rankings: 3rd in two-point field goal percentage (.512), 4th in field goals made (193), 4th in field goal attempts (405), 4th in field goal percentage (.477), T-5th in double-doubles (9), 6th in total points (491), 6th in PAR (points-assists-rebounds) per game (26.7), 7th in total rebounds (245), 7th in points per game (16.4), 8th in rebounds per game (8.2), 8th in defensive rebounds per game (6.1), 8th in free-throw made (84), 10th in free-throw attempts (114).
  - Has seven double-doubles in his last 16 games.
  - Recorded double-doubles in six straight games, broken when he posted a 22-9 game at San José State, for the first time in his career (longest streak for an Aztecs in the Mountain West era; school record is eight set by Michael Cage).
  - Posted double figures in 18 of his last 19 games and 29 of his last 31 games.

- Senior guard **Devin Watson** - 15.7 points, 3.1 rebounds, 4.3 assists, 0.9 steals, 40.4 FG pct., 37.8 3FG pct., 74.4 FT pct.
  - Career numbers: 1,745 points (869 at USF and 876 at SDSU), 304 rebounds, 477 assists.
  - Has 12 or more points in 13 of his last 14 games (16.3 ppg).
  - He is one of only seven active players with at least 1,700 points and 450 assists, and he has the fewest minutes played of any of those players.
  - One of only six players in the nation to average at least 15.7 points, 4.3 assists and 2.5 three-point field goals per game.
  - San Diego State is 7-1 this season when Watson records at least seven assists.

- Sophomore forward **Matt Mitchell** - 10.4 points, 4.1 rebounds, 1.9 assists, 0.7 steals, 41.9 FG pct., 32.7 3FG pct., 78.4 FT pct.
  - San Diego State is 6-0 this season and 11-1 in his career when he scores at least 15 points.
  - The Aztecs are 15-4 this season when he scores 9+ points
  - San Diego State is 7-1 this season when he has at least six field goal attempts and shoots 50 percent or better from the field.
  - Made 26-of-69 three-point field goal attempts (37.7 percent) in 17 home games this season.

- Freshman forward **Nathan Mensah** - 5.8 points, 5.7 rebounds, 1.3 blocks, 58.6 FG pct., 73.3 FT pct.
  - Played in all 30 games and has started each of the last 16 games.
  - Averages as a starter: 6.6 points, 6.3 rebounds, 41-68 FGs (60.3 pct.), 24-29 FTs, 21.4 minutes.
  - San Diego State is 15-2 when he plays at least 18 minutes.
  - Only 11 players in the country have more rebounds than his 170 in fewer minutes (570).
  - Averages per 40 minutes: 12.2 points, 11.9 rebounds, 2.7 blocks.

- Senior guard **Jeremy Hemsley** - 9.3 points, 3.0 rebounds, 2.5 assists, 1.1 steals, 35.4 3FG pct.
  - 6th in three-point field goal attempts (429), 7th in three-point field goals (148), T-7th in conference victories (45), 8th in games played (130), 8th in field goal attempts (1,101), 9th in points (7th in DI history) (1,356), T-9th in victories (85), 10th in minutes played (3,498), 11th in field goals (469), 13th in free-throw attempts (401), 13th in PAR (points-rebounds-assists) (1,936), T-15th in games started (91), 17th in assists (274), 19th in free throws (270).

- Sophomore guard **Jordan Schakel** - 8.3 points, 4.0 rebounds, 1.2 assists, 0.9 steals, 45.4 3FG pct., 84.6 FT pct.
  - Scored 199 points this season after scoring a total of 106 points in 33 games as a freshman last season.
  - Among active DI players, ranks 10th in fewest turnovers per 40 minutes (0.89, min. 1,030 minutes).
  - Made his first 16 free-throw attempts on the season and has made 33-of-39 overall (.846).
  - Missed six of the last 12 games due to injury.
  - Since returning from injury to play against No. 6/6 Nevada on Feb. 20 (five games), is averaging 9.4 points and 4.8 rebounds, while shooting 57.1 percent from the field (16-for-28), 56.5 percent from three-point range (13-for-23) and 100 percent from the free-throw line (2-for-2).

- Freshman forward **Aguek Arop** - 3.2 points, 2.7 rebounds, 0.9 assists, 0.6 steals, 47.1 FG pct.
  - Played in 27 games and has played 14+ minutes in his last seven games.
  - Scored in five of the last six games he has played (21 points).
  - Has multiple assists in three straight games (7 total).
  - Made eight of last 15 field goal attempts (53.3 percent).

- Redshirt freshman guard **Adam Seiko** - 2.4 points, 1.1 rebounds, 0.7 assists, 42.4 3FG pct., 16 turnovers in 364 minutes
  - Played in 28 of 30 games this season and has played at least 13 minutes in 13 of the last 15 games in which he played.
  - Has at least as many assists as turnovers in eight of the last 12 games.
  - Scored in eight of the last 15 games.

SERIES HISTORY VS. NEVADA

- This is the 22nd meeting between the schools with San Diego State winning 16 of the previous 21 (16-5).
- San Diego State has won the last three games with Nevada and have handed the Wolf Pack three of their last six losses and six of its last 25 defeats. Since Feb. 12, 2017, SDSU is 4-1 against Nevada while the rest of the country is a combined 9-64.
- Only eight of the meetings have been decided by single digits, including three of the last four that have taken place in Reno (2015: SDSU, 65-63; 2016: SDSU, 57-54; 2017: NEV, 72-69).
- After Nevada joined the league in time for the 2012-13 campaign, the Aztecs won the first seven games by an average of 12.9 points. The Wolf Pack defeated SDSU for the first time as a member of the Mountain West on Jan. 4, 2017.
- In the history of the series, San Diego State won five of the first six meetings, dropped two of the next three get-togethers, won seven straight and then split the season series in 2016-17. SDSU won three of the four encounters between the teams beginning last season.
- In games played in San Diego, the Aztecs are 8-1 vs. Nevada.
- SDSU is 5-4 all-time in Reno and winners of three of the last five.
- Senior guard Jeremy Hemsley has a 6-2 career record and has scored 98 points in eight games against the Wolf Pack.
- In four games against Nevada, Devin Watson is 8-of-22 from three-point range (36.4 percent) and averages 13.0 points, 4.0 rebounds and 4.3 assists.
- Sophomore forward Jalen McDaniels averages 11.3 points and 8.8 rebounds in his four games against the Wolf Pack.
- All-time series meetings against Nevada can be found in the left column of the previous page and career stats against the Wolf Pack are located below.

Player	Record	GP	GS	Min.-Avg.	FG-FGA	Pct.	3FG-3FGA	Pct.	FT-FTA	Pct.	OR	DR	TR	RPG	Ast.	TO	Blk.	Stl.	Pts.	PPG
Jeremy Hemsley	6-2	8	5	216-27.0	37-92	.402	11-37	.297	13-21	.619	3	13	16	2.0	18	13	1	3	98	12.3
Devin Watson	3-1	4	4	143-35.8	16-45	.356	8-22	.364	12-18	.667	4	12	16	4.0	17	6	0	3	52	13.0
Jalen McDaniels	3-1	4	3	113-28.3	17-38	.447	1-5	.200	10-13	.769	12	23	35	8.8	6	7	2	0	45	11.3
Matt Mitchell	3-1	4	4	115-28.8	15-36	.417	7-19	.368	4-6	.667	3	17	20	5.0	4	8	0	7	41	10.3
Jordan Schakel	3-1	4	0	43-10.8	3-9	.333	3-7	.429	2-4	.500	2	5	7	1.8	1	1	0	2	11	2.8
Aguek Arop	1-0	1	0	26-26.0	3-5	.600	0-0	.000	0-2	.000	1	1	2	2.0	0	1	1	2	6	6.0
Nathan Mensah	1-0	1	1	10-10.0	2-3	.667	0-0	.000	0-0	.000	3	3	6	6.0	2	1	1	0	4	4.0
Nolan Narain	3-1	4	0	28-7.0	0-2	.000	0-1	.000	1-2	.500	1	1	2	0.5	1	2	0	0	1	0.3
Adam Seiko	1-0	1	0	4-4.0	0-1	.000	0-1	.000	0-0	.000	1	0	1	1.0	0	1	0	1	0	0.0

LAST TIME VS. NEVADA

San Diego State 65, Nevada 57

Feb. 20, 2019 ◆ Steve Fisher Court at Viejas Arena ◆ San Diego, Calif. ◆ Att.: 12,414

SAN DIEGO – Jeremy Hemsley and Devin Watson scored 15 points apiece for San Diego State, which shut down Jordan Caroline and stunned cold-shooting No. 6 Nevada 65-57 at Viejas Arena, beating the Wolf Pack for the third straight time.

Jalen McDaniels added 10 points for SDSU (17-9, 9-4 Mountain West), which won for the seventh time in eight games and snapped a 10-game winning streak by the Wolf Pack (24-2, 11-2), prompting fans to rush the court. It was the highest ranked team that SDSU had ever beaten.

Caleb Martin had 20 points for Nevada, which was held to its lowest point total this season. Their previous low was in its only other loss, 85-58 at New Mexico on Jan. 5. Since then Nevada had averaged 22 points per game.

The Wolf Pack made only 19 of 56 shots (33.9 percent. Caroline came in averaging 18.8 points but scored only six, on 3-of-12

SDSU CAREER LEADERS

POINTS

Rk.	Player	Years	GP	Points
1.	Brandon Heath	04-05-06-07	125	2,189
2.	Michael Cage	81-82-83-84	112	1,846
3.	Anthony Watson	83-84-85-86	110	1,735
4.	Chase Tapley	10-11-12-13	134	1,526
5.	Tony Pinkins	55-56-57	82	1,475
6.	Trey Kell	15-16-17-18	134	1,403
7.	Winston Shepard	13-14-15-16	139	1,401
8.	Bob Brady	52-53-54	74	1,389
9.	▶ Jeremy Hemsley	16-17-18-19	130	1,356
10.	Steve Copp	73-74-75-76	93	1,307
11.	Billy White	08-09-10-11	134	1,294
12.	Al Skalecky	66-67-68	82	1,271
13.	Tony Ross	87-88-89	85	1,259
14.	Xavier Thames	12-13-14	97	1,232
15.	Kyle Spain	06-07-08-09	115	1,230
16.	Chad Nelson	94-95-96-97	112	1,225
17.	Marcus Slaughter	04-05-06	87	1,211
18.	Lorrenzo Wade	07-08-09	92	1,200

ASSISTS

Rk.	Player	Years	GP	Assists
1.	Tony Gwynn	78-79-80-81	107	590
2.	Richie Williams	06-07-08-09	127	479
3.	Chad Nelson	94-95-96-97	112	412
4.	Brandon Heath	04-05-06-07	125	394
5.	Mark Delsman	74-75-76-77	109	376

15.	Ray Leary	74-75-76	76	279
16.	Lorrenzo Wade	07-08-09	92	275
17.	▶ Jeremy Hemsley	16-17-18-19	130	274
18.	Mike Dodd	76-77-78-79	91	271
19.	Creon Dorsey	85-86	59	263
20.	▶ Devin Watson	16-17-18-19	61	253
21.	Bryan Williams	88-89	48	243
22.	Michael Best	89-90	56	238
23.	Tony Bland	02-03	63	213

THREE-POINT FIELD GOALS

Rk.	Player	Years	GP	3FGM
1.	Brandon Heath	04-05-06-07	125	281
2.	Tony Ross	87-88-89	85	270
3.	Chase Tapley	10-11-12-13	134	223
4.	D.J. Gay	08-09-10-11	140	219
5.	John Sharper	03-04-05-06	119	166
6.	Trey Kell	15-16-17-18	134	150
7.	▶ Jeremy Hemsley	16-17-18-19	130	148
8.	Matt Shrigley	14-15-16-17	113	138
9.	Jason Richey	97-98	52	136
10.	Kyle Spain	06-07-08-09	115	130
11.	James Rahon	11-12-13	100	129
12.	Chad Nelson	94-95-96-97	112	122

shooting. SDSU won despite shooting just 39.7 percent, making 25 of 63 attempts from the field.

The Aztecs, who are coming on strong for the second straight season, have handed Nevada three of its last five losses. They beat the Wolf Pack in San Diego in the regular-season finale a year ago and again in the semifinal of the Mountain West Conference tournament. That didn't keep the Wolf Pack from advancing to the Sweet 16, where they lost 69-68 to Loyola-Chicago, which went on to reach the Final Four.

San Diego State led 30-21 at halftime thanks to 10 points from Jeremy Hemsley. The Aztecs' biggest lead was 28-18 with 2:41 to go after a put-back by Aguek Arop.

Caroline and McDaniels (17.2-point average) were held scoreless in the first half.

The Wolf Pack hadn't trailed in the last three games and in five of six but allowed Jeremy Hemsley's jumper less than two minutes in to fall behind 2-0.

The Aztecs and Wolf Pack will meet again in the regular-season finale March 9 in Reno.

LAST MEETING VS. NEVADA

Nevada		FG	3FG	FT	R	F	TP	A	TO	B	S	MP
Thurman	*	0-4	0-1	0-0	5	3	0	0	2	2	1	20
Porter	*	3-5	0-0	1-6	6	3	7	0	0	1	0	17
Caroline	*	3-12	0-5	2-4	6	5	8	6	2	1	1	35
Martin, Caleb	*	5-14	3-10	7-8	7	4	20	0	3	0	0	30
Martin, Cody	*	1-7	1-1	2-2	5	1	5	2	2	2	2	40
Henson		2-3	2-3	0-0	2	2	6	1	2	0	1	17
Brown		3-4	0-0	0-0	4	1	6	0	1	1	0	10
Johnson		2-7	1-5	0-0	0	2	5	2	2	0	0	31
Team					2							
Totals		**19-56**	**7-25**	**12-20**	**37**	**21**	**57**	**11**	**14**	**7**	**5**	**200**

SDSU		FG	3FG	FT	R	F	TP	A	TO	B	S	MP
McDaniels	*	4-15	0-2	2-3	6	5	10	1	3	1	0	37
Mitchell	*	3-9	1-4	1-2	9	2	8	0	4	0	1	35
Mensah, N.	*	2-3	0-0	0-0	6	5	4	2	1	1	0	10
Watson	*	5-14	1-6	4-6	5	0	15	8	3	0	1	39
Hemsley	*	6-12	2-4	1-2	6	3	15	1	1	1	0	26
Seiko		0-1	0-1	0-0	1	1	0	0	1	0	1	4
Arop		3-5	0-0	0-2	2	1	6	0	1	1	2	26
Schakel		2-3	2-2	0-0	3	3	6	0	0	0	2	13
Narain		0-1	0-0	1-2	1	1	1	0	0	0	0	10
Team					7							
Totals		**25-63**	**6-19**	**9-17**	**46**	**21**	**65**	**12**	**14**	**4**	**7**	**200**

Halftime: San Diego State 30, Nevada 21. **FG%:** San Diego State 39.7, Nevada 33.9. **3FG%:** San Diego State 31.6, Nevada 28.0. **FT%:** Nevada 60.0, San Diego State 52.9. **Officials:** David Hall, Eric Curry, Gregory Nixon. **Technicals:** Jordan Caroline (Nevada).

SAN DIEGO STATE SNAPSHOT

- San Diego State has typically started some combination of six players this season - a true freshman (Nathan Mensah), three sophomores (Jalen McDaniels, Matt Mitchell and Jordan Schakel and two seniors (Devin Watson and Jeremy Hemsley).
- The Aztecs have a wealth of experience in the backcourt with a pair of seniors, **Devin Watson** and **Jeremy Hemsley**.
- **Watson,** who is in his third year with the program after playing two seasons at the Univ. of San Francisco, is second on the team this season in scoring (15.7), and leads the team in minutes played (33.7), assists (4.3) and has connected on 74-of-196 attempts from beyond the arc (37.8 percent). He is one of only six players in the nation to average at least 15.7 points, 4.3 assists, 2.5 three-point field goals per game this season.
- **Hemsley** has played extensively for San Diego State the last four seasons, logging 130 games and 91 starts. He is averaging 30.0 minutes (second on the team), 9.3 points, and is considered the team's best defender.
- A majority of the time, the other three starters come from the Aztecs' sensational sophomore class of **Jalen McDaniels**, **Matt Mitchell** and **Jordan Schakel**. The group has been sensational to date and is a major reason why Aztec fans are excited about the future.
- **Mitchell** has six career games with 20 or more points. He also has recorded 11 games with at least three assists this season. For the year, he is averaging 10.4 points, good for third on the team, with 4.1 rebounds and 1.9 assists per contest. He has attempted 88 free throws and at one point made 15 straight.
- **Schakel** has already surpassed his offensive production from his entire freshman season. The sophomore is averaging 8.3 points, 4.0 rebounds and has connected on 44-of-97 three-point field goals this season (45.4 percent). He has 199 points this season after scoring 106 points in 33 games last season. If the season ended today, his 45.4 percent shooting from three-point range would be the best by any Aztec player since 2007 (Richie Williams, 45.8 percent).
- After spending the summer working out for NBA teams, **McDaniels** has returned to campus with an improved jumper and a more consistent and well-rounded game. The sophomore has scored in double-digits in 29 of his last 31 games. He leads the team in scoring (16.4) and rebounding (8.2) and has played particularly well of late, averaging 17.8 points, 8.8 rebounds and shooting 49.3 percent from the field over his last 19 games. He has recorded seven double-doubles in his last 16 games.
- SDSU has five freshen on the roster, with two contributing significantly. True freshman forward **Nathan Mensah** is averaging 12.2 points and 11.9 rebounds per 40 minutes of action and has started the last 16 games. He has a pair of double-doubles this season. Only 11 players in the country have more rebounds than his 170 in fewer minutes (570). He has played at least 10 minutes in all 30 games.
- Redshirt freshman guard **Adam Seiko** has seen action in 28 games and is averaging 13.0 minutes per appearance. He has just 16 turnovers in 364 minutes of action this season and has shown the ability to hit the three-pointer, going 14-for-33 from bonus distance (42.4 percent).

SEASON SCENE SETTER

- Dutcher welcomes back three returning starters in redshirt sophomore forward **Jalen McDaniels** (2018 all-MW third team by media, honorable mention by coaches) sophomore forward **Matt Mitchell** and senior guard **Devin Watson**. The trio played in all 33 games a year ago with Watson starting every game, Mitchell receiving the opening nod 32 times (starting the final 31 outings) and McDaniels starting 21 of the final 22 contests (did not start on Senior Night).
- The aforementioned threesome ranked No. 2, 3 and 4 in scoring in 2017-18 with Watson leading the way at 12.2 points and falling seven points shy of tying outgoing senior Malik Pope for the team lead in the category. Mitchell and McDaniels, meanwhile, each finished with 10.5 scoring averages.
- SDSU returns from last year its leader in rebounding average (McDaniels - 7.5), assists (Watson - 124), steals (Mitchell - 36), field-goal percentage (McDaniels - .586), free-throw percentage (McDaniels - .788), three-point field-goal percentage (Watson - .389), three-pointers (Mitchell and Watson - 49) and minutes (Watson - 1,031).
- Senior guard **Jeremy Hemsley** and junior forward **Nolan Narain** are back for their respective seasons after receiving the starting nod at different times throughout the 2017-18 campaign. Hemsley (7.3 ppg, 1.22 a/to) played in 32 of 33 games last year, starting seven times, and enters '18-19 with 63 starting assignments in 101 career games, which is the most on the active roster. Narain, meanwhile, started once in 23 games and averaged career highs in every category (4.7 ppg, 2.0 rpg, .688 FG).
- Sophomore guard **Jordan Schakel** returns as one of the team's top three-point threats. Hailing from Torrance, Schakel ranked fourth on the team last year in three-point makes (27) and percentage (.346; min. 40 3FGA), while playing in all 33 games (13.8 mpg). Schakel averaged 3.2 points and 2.1 rebounds, and took great care of the ball, committing just nine turnovers in 455 minutes. In fact, he only had one multi-turnover game all season and finished the year with 26 straight one-turnover-or-less outings.

THE PROGRAM *(through the games of Thurs., March 8)*

- Head coach **Brian Dutcher** is in his second season at the helm after guiding San Diego State to a 22-11 record in 2017-18. He was the only first-year head coach to lead his team to the NCAA tournament in 2018. In 96 previous seasons of Aztec basketball, no head coach had won more games and/or won a conference title in his first year until Dutcher accomplished the feat.
- San Diego State had advanced to the NCAA tournament seven times in the last nine seasons, making Sweet 16 appearances in both 2011 and 2014. Only 26 schools nationally have played in at least seven of the last nine NCAA tourneys.
- The Aztecs' NCAA appearance in 2018 was their first since 2015, and their 12th postseason berth in the last 13 years (8 NCAA, 4 NIT).
- SDSU claimed its Mountain West-leading 11th conference title last year and broke a tie with New Mexico by claiming its fifth MW tournament crown. The Aztecs, who played in their fourth Mountain West championship game in the last five seasons, won the tourney for the first time since 2011.
- San Diego State has been one of the elite programs in the nation since the start of the 2010-11 season, posting a cumulative record of 229-81. SDSU's .739 winning percentage is the 14th-best nationally over the last nine years.
- SDSU enters the this season having won at least 20 games and advanced to the postseason in 12 of the last 13 years (8 NCAA, 4 NIT). In the last 13 seasons, the Aztecs have averaged 25.2 victories.
- The Aztecs have won the Mountain West regular-season crown (outright or shared) five times in the last eight years.
- San Diego State has won at least 19 games in 14 consecutive seasons (including this season).

SDSU BROADCAST ROSTER

San Diego State at Nevada | Lawlor Events Center | Reno, Nev. | Mar. 9, 2019

 # 0
DEVIN WATSON

Guard
6-1, 183, Senior-1L
Oceanside, Calif.
Univ. of San Francisco

PPG:	15.7	RPG:	3.1	APG:	4.3
FG%:	40.4	3FG:	37.8	FT%:	74.4

 # 2
ADAM SEIKO

Guard
6-3, 195, Freshman-RS
Boston, Mass.
Sierra Canyon High (Calif.)

PPG:	2.4	RPG:	1.1	APG:	0.7
FG%:	41.0	3FG:	42.4	FT%:	75.0

 # 3
AGUEK AROP

Forward
6-6, 220, Freshman-HS
Omaha, Neb.
Omaha South High

PPG:	3.2	RPG:	2.7	APG:	0.9
FG%:	47.1	3FG:	23.1	FT%:	58.6

 # 4
MICHAEL SOHIKISH

Guard
5-9, 160, Senior-SQ
San Diego, Calif.
University City High

PPG:	0.8	RPG:	0.2	APG:	0.5
FG%:	3/8	3FG:	1/4	FT%:	2/2

 # 5
JALEN MCDANIELS

Forward
6-10, 195, Sophomore-1L
Federal Way, Wash.
Federal Way High

PPG:	16.4	RPG:	8.2	APG:	2.2
FG%:	47.7	3FG:	30.4	FT%:	73.7

 # 11
MATT MITCHELL

Forward
6-6, 230, Sophomore-1L
Riverside, Calif.
Roosevelt High

PPG:	10.4	RPG:	4.1	APG:	1.9
FG%:	41.9	3FG:	32.7	FT%:	78.4

 # 20
JORDAN SCHAKEL

Guard
6-6, 200, Sophomore-1L
Torrance, Calif.
Bishop Montgomery High

PPG:	8.3	RPG:	4.0	APG:	1.2
FG%:	47.3	3FG:	45.4	FT%:	84.6



 # 23
ED CHANG

Forward
6-8, 215, Freshman-HS
Papillion, Neb.
Garfield High (Wash.)

PPG:	1.8	RPG:	0.8	APG:	0.3
FG%:	37.5	3FG:	40.0	FT%:	3/4

 # 24
NOLAN NARAIN

Forward
6-10, 230, Junior-2L
Hamilton, Ontario, Canada
La Lumiere School (Ind.)

PPG:	3.1	RPG:	2.4	APG:	0.7
FG%:	49.3	3FG:	28.6	FT%:	42.9

 # 31
NATHAN MENSAH

Forward
6-10, 225, Freshman-HS
Labadi, Accra, Ghana
Findlay Prep (Nev.)

PPG:	5.8	RPG:	5.7	APG:	0.6
FG%:	58.6	3FG:	0/0	FT%:	73.3



 # 35
JOEL MENSAH

Forward
6-10, 215, Freshman-HS
Korle Gonno, Accra, Ghana
JSerra Catholic High (Calif.)

PPG:	1.1	RPG:	1.0	APG:	0.0
FG%:	19.2	3FG:	0/0	FT%:	6/9

 # 42
JEREMY HEMSLEY

Guard
6-3, 195, Senior-3L
Rancho Cucamonga, Calif.
Damien High

PPG:	9.3	RPG:	3.0	APG:	2.5
FG%:	43.4	3FG:	35.4	FT%:	64.1

HEAD COACH
BRIAN DUTCHER

- 2nd season as head coach
- 20th year at SDSU
- 1989 NCAA champion
- 3 NCAA title game appearances
- 17 NCAA tournament appearances
- 11-time Mountain West champion

ASSISTANT COACH
ROD PALMER

ASSISTANT COACH
DAVE VELASQUEZ

ASSISTANT COACH
JAY MORRIS

ASST. TO HEAD COACH
MARK FISHER

SDSU vs. NEVADA

ALL-TIME SERIES HISTORY AND RESULTS

INSIDE THE SERIES

All-Time Series History

Overall	SDSU, 16-5
At San Diego, Calif.	SDSU, 8-1
At Viejas Arena	SDSU, 6-1
At Reno, Nev.	SDSU, 5-4
At Lawlor Events Center	SDSU, 3-3
At Neutral Sites	SDSU, 3-0
Pre-MW	SDSU, 5-3
MW	SDSU, 10-2
MW Tournament	SDSU, 2-0

Streaks

Current	SDSU, 3
Longest SDSU Streak	7
Longest NEV Streak	2
Current Streak At SDSU	SDSU, 5
Current Streak At NEV	UNR, 2
Current MW Tourney	SDSU, 2

Coaching Records

Brian Dutcher vs. Nevada	3-1
Eric Musselman vs. SDSU	2-6

San Diego State

Most Points
113 (113-88), Dec. 3, 1977

Most Points At SDSU
113 (113-88), Dec. 3, 1977

Most Points At NV
89 (89-90), Dec. 27, 1975

Most Points in MW Tourney
90 (90-73), March 9, 2018

Largest Margin of Victory
25 (113-88), Dec. 3, 1977

Largest Margin At SDSU
25 (113-88), Dec. 3, 1977

Largest Margin At NV
21 (78-57), Jan. 23, 2013

Largest Margin in MW Tourney
17 (90-73), March 9, 2018

Nevada

Most Points
94 (94-75), Dec. 9, 1998

Most Points At SDSU
88 (113-88), Dec. 3, 1977

Most Points At UNR
94 (94-75), Dec. 9, 1998

Most Points in MW Tourney
73 (73-90), March 9, 2018

Largest Margin of Victory
25 (83-58), Feb. 10, 2018

Largest Margin At SDSU
5 (76-71), Nov. 14, 1998

Largest Margin At UNR
25 (83-58), Feb. 10, 2018

Largest Margin in MW Tourney
NA

San Diego State leads, 16-5

Date	Winner	Site	SD	NV
12.14.56	SDSU	A	80	72
12.15.56	SDSU	A	74	64
12.29.61	SDSU	H	83	65
12.12.75	SDSU	N	83	65
12.27.75	NEV	A	89	90
12.3.77	SDSU	SA-H	113	88
11.14.98	NEV (ot)	Cox-H	71	76
12.9.98	NEV	A	75	94
1.23.13	SDSU	A	78	57
2.23.13	SDSU	Viejas-H	88	75
2.8.14	SDSU-5	Viejas-H	73	58
2.4.15	SDSU	A	65	63
3.7.15	SDSU	Viejas-H	67	43
1.26.16	SDSU	A	57	54
3.1.16	SDSU	MW-N	67	55
1.4.17	NEV	A	69	72
2.12.17	SDSU	Viejas-H	70	56
2.10.18	23-NEV	A	58	83
3.3.18	21-SDSU	Viejas-H	79	74
3.9.18	22-SDSU	MW-N	90	73
2.20.19	6-SDSU	Viejas-H	65	57

Opponent national ranking to the left of winning team name. SDSU national ranking to the right of winning team name.

SAN DIEGO STATE VS. NEVADA CAREER STATISTICS

SDSU	G-GS	FG-A	3FG-A	FT-A	REB	AVG.	A	TO	BS	ST	PTS	AVG	HI
Jeremy Hemsley	8-5	37-92	11-37	13-21	16	2.0	18	13	1	3	98	12.3	30
Devin Watson	4-4	16-45	8-22	12-18	16	4.0	17	6	0	3	52	13.0	20
Jalen McDaniels	4-3	17-38	1-5	10-13	35	8.8	6	7	2	0	45	11.3	17
Matt Mitchell	4-4	15-36	7-19	4-6	20	5.0	4	8	0	7	41	10.3	13
Jordan Schakel	4-0	3-9	3-7	2-4	7	1.8	1	1	0	2	11	2.8	6
Aguek Arop	1-0	3-5	0-0	0-2	2	2.0	0	1	1	2	6	6.0	6
Nathan Mensah	1-1	2-3	0-0	0-0	6	6.0	2	1	1	0	4	4.0	4
Nolan Narain	4-0	0-2	0-1	1-2	2	0.5	1	2	0	0	1	0.3	1
Adam Seiko	1-0	0-1	0-1	0-0	1	1.0	0	1	0	1	0	0.0	0
Michael Sohikish	1-0	0-0	0-0	0-0	0	0.0	0	0	0	0	0	0.0	0

SDSU VS. NEVADA: MOUNTAIN WEST ERA

Team	Site/Date	FG-FGA	Pct	3P-3PA	Pct	FT-FTA	Pct	Off-Def	Tot	PF	AT	TO	BS	ST	1st-2nd	Pts
(rv/25) SDSU	**A**	**31-57**	**.544**	**6-19**	**.316**	**10-16**	**.625**	**9-29**	**38**	**17**	**15**	**14**	**4**	**6**	**39-39**	**78**
at Nevada	1/23/13	19-55	.345	5-21	.238	14-18	.778	8-21	29	15	12	14	2	7	38-19	57
at SDSU	**H**	**32-55**	**.582**	**10-22**	**.455**	**14-19**	**.737**	**7-23**	**30**	**17**	**22**	**13**	**7**	**5**	**46-42**	**88**
Nevada	2/23/13	25-54	.463	12-24	.500	13-21	.619	9-18	27	18	13	12	0	2	32-43	75
at (5/5) SDSU	**N**	**25-48**	**.521**	**3-13**	**.231**	**20-26**	**.769**	**8-19**	**27**	**11**	**12**	**4**	**4**	**7**	**37-36**	**73**
Nevada	2/8/14	21-49	.429	7-20	.350	9-13	.692	10-19	39	15	12	12	5	2	31-27	58
SDSU	**A**	**24-54**	**.444**	**6-17**	**.353**	**11-16**	**.688**	**18-15**	**33**	**13**	**13**	**13**	**5**	**6**	**30-35**	**65**
at Nevada	2/4/15	25-54	.463	4-8	.500	9-13	.692	14-14	28	16	10	10	3	9	28-35	63
at SDSU	**H**	**27-62**	**.435**	**5-15**	**.333**	**8-13**	**.615**	**9-24**	**33**	**15**	**14**	**6**	**6**	**9**	**37-30**	**67**
Nevada	3/7/15	13-44	.295	4-9	.444	13-17	.765	10-29	39	13	4	19	5	1	20-23	43
SDSU	**A**	**15-52**	**.288**	**3-14**	**.214**	**24-32**	**.750**	**16-32**	**48**	**18**	**5**	**13**	**5**	**4**	**26-31**	**57**
at Nevada	1/26/16	19-64	.297	5-25	.200	11-19	.579	17-25	42	23	10	10	5	6	33-21	54
SDSU	**N**	**21-58**	**.362**	**4-17**	**.235**	**21-32**	**.656**	**11-25**	**36**	**18**	**7**	**11**	**4**	**11**	**34-33**	**67**
vs. Nevada	3/11/16	18-53	.340	2-16	.125	17-22	.773	10-29	39	24	8	20	5	5	24-31	55
SDSU	A	26-67	.388	13-35	.371	4-6	.667	8-26	34	16	15	7	3	4	31-38	69
at Nevada	**1/4/17**	**26-65**	**.400**	**9-28**	**.321**	**11-16**	**.688**	**14-32**	**46**	**12**	**14**	**8**	**6**	**3**	**35-37**	**72**
at SDSU	**H**	**30-62**	**.484**	**4-18**	**.222**	**6-11**	**.545**	**10-31**	**41**	**16**	**11**	**13**	**5**	**9**	**42-28**	**70**
Nevada	2/12/17	20-67	.299	5-23	.217	11-17	.647	17-21	38	17	10	13	5	10	28-28	56
SDSU	A	21-62	.339	10-30	.333	6-10	.600	11-24	35	17	12	11	0	5	35-23	58
at (23/23) Nevada	**2/18/18**	**28-60**	**.467**	**11-34**	**.324**	**16-20**	**.800**	**10-32**	**42**	**13**	**18**	**9**	**2**	**3**	**35-48**	**83**
at SDSU	**H**	**30-61**	**.492**	**7-18**	**.389**	**12-22**	**.545**	**12-25**	**37**	**16**	**19**	**9**	**4**	**4**	**36-43**	**79**
(21/21) Nevada	3/3/18	29-59	.492	8-24	.333	8-12	.667	7-23	30	17	14	10	4	4	34-40	74
SDSU	**N**	**28-54**	**.519**	**8-23**	**.348**	**26-34**	**.765**	**11-27**	**38**	**19**	**17**	**14**	**2**	**5**	**55-35**	**90**
vs. (22/22) Nevada	3/9/18	27-68	.397	7-29	.241	12-17	.706	12-16	28	22	14	10	3	10	25-48	73
at SDSU	**H**	**25-63**	**.397**	**6-19**	**.316**	**9-17**	**.529**	**12-34**	**46**	**21**	**12**	**14**	**4**	**7**	**30-35**	**65**
(6/6) Nevada	2/20/19	19-56	.339	7-25	.280	12-20	.600	6-31	37	21	11	14	7	5	21-36	57

2018-19 SAN DIEGO STATE ALPHABETICAL ROSTER

No.	Name	Pos.	Ht.	Wt.	Yr.	Exp.	Most Recent Div. I Season PPG	RPG	APG	Hometown (High School/Previous School)
3	Aguek Arop	F	6-6	220	Fr.	HS	--	--	--	Omaha, Neb. (Omaha South High)
23	Ed Chang	F	6-8	215	Fr.	HS	--	--	--	Papillion, Neb. (Garfield High (Wash.))
13	Caleb Giordano	G	6-3	190	So.	JC	--	--	--	La Mesa, Calif. (Great Oak High/San Diego Miramar College)
42	Jeremy Hemsley	G	6-3	195	Sr.	3L	7.3	1.7	2.1	Rancho Cucamonga, Calif. (Damien High)
5	Jalen McDaniels	F	6-10	195	So.	1L	10.5	7.5	0.9	Federal Way, Wash. (Federal Way High)
35	Joel Mensah	F	6-10	215	Fr.	HS	--	--	--	Accra, Ghana (JSerra Catholic High (Calif.))
31	Nathan Mensah	F	6-10	225	Fr.	HS	--	--	--	Accra, Ghana (Findlay Prep (Nev.))
11	Matt Mitchell	F	6-6	240	So.	1L	10.5	4.0	1.7	Riverside, Calif. (Roosevelt High)
24	Nolan Narain	F	6-10	225	Jr.	2L	4.7	2.0	0.3	Hamilton, Ontario, Canada (La Lumiere School (Ind.))
20	Jordan Schakel	G	6-6	200	So.	1L	3.2	2.1	0.6	Torrance, Calif. (Bishop Montgomery High)
2	Adam Seiko	G	6-3	195	Fr.	RS	--	--	--	Boston, Mass. (Sierra Canyon High (Calif.))
4	Michael Sohikish	G	5-9	160	Sr.	SQ	0.7	0.2	0.2	San Diego, Calif. (University City High)
0	Devin Watson	G	6-1	183	Sr.	1L	12.2	2.6	3.8	Oceanside, Calif. (El Camino High/San Francisco)

2018-19 SAN DIEGO STATE NUMERICAL ROSTER

No.	Name	Pos.	Ht.	Wt.	Yr.	Exp.	Most Recent Div. I Season PPG	RPG	APG	Hometown (High School/Previous School)
0	Devin Watson	G	6-1	183	Sr.	1L	12.2	2.6	3.8	Oceanside, Calif. (El Camino High/San Francisco)
2	Adam Seiko	G	6-3	195	Fr.	RS	--	--	--	Boston, Mass. (Sierra Canyon High (Calif.))
3	Aguek Arop	F	6-6	220	Fr.	HS	--	--	--	Omaha, Neb. (Omaha South High)
4	Michael Sohikish	G	5-9	160	Sr.	SQ	0.7	0.2	0.2	San Diego, Calif. (University City High)
5	Jalen McDaniels	F	6-10	195	So.	1L	10.5	7.5	0.9	Federal Way, Wash. (Federal Way High)
11	Matt Mitchell	F	6-6	240	So.	1L	10.5	4.0	1.7	Riverside, Calif. (Roosevelt High)
13	Caleb Giordano	G	6-3	190	So.	JC	--	--	--	La Mesa, Calif. (Great Oak High/San Diego Miramar College)
20	Jordan Schakel	G	6-6	200	So.	1L	3.2	2.1	0.6	Torrance, Calif. (Bishop Montgomery High)
23	Ed Chang	F	6-8	215	Fr.	HS	--	--	--	Papillion, Neb. (Garfield High (Wash.))
24	Nolan Narain	F	6-10	225	Jr.	2L	4.7	2.0	0.3	Hamilton, Ontario, Canada (La Lumiere School (Ind.))
31	Nathan Mensah	F	6-10	225	Fr.	HS	--	--	--	Accra, Ghana (Findlay Prep (Nev.))
35	Joel Mensah	F	6-10	215	Fr.	HS	--	--	--	Accra, Ghana (JSerra Catholic High (Calif.))
42	Jeremy Hemsley	G	6-3	195	Sr.	3L	7.3	1.7	2.1	Rancho Cucamonga, Calif. (Damien High)

Head Coach: Brian Dutcher (Minnesota, 1982), Second Season (20th Season Overall at SDSU)
Assistant Coaches: Rod Palmer (UC Irvine, 1990), First Season
David Velasquez (San Diego State, 2007), Sixth Season (17th Season Overall at SDSU)
Jay Morris (Cal State Dominguez Hills, 2010), First Season
Assistant to the Head Coach: Mark Fisher (Michigan, 2001), Sixth Season (17th Season Overall at SDSU)
Assistant A.D.-Director of Operations: Matt Soria (San Diego State, 2002), 12th Season (19th Season Overall at SDSU)
Director of Player Development: JD Pollock (Kennesaw State, 2009), Second Season

ELIGIBLE IN 2019-20

No.	Name	Pos.	Ht.	Wt.	Yr.	Exp.	Most Recent Div. I Season PPG	RPG	APG	Hometown (High School/Previous School)
22	Malachi Flynn	G	6-2	180	Jr.	TR	15.8	3.4	4.3	Tacoma, Wash. (Bellarmine Prep/Washington State)

PRONUNCIATIONS

Aguek Arop
uh-GWUK uh-rope

Jordan Schakel
Jordan SHACK-kull

Malachi Flynn
MAL-uh-ky Flynn

Adam Seiko
Adam SAY-ko

Michael Sohikish
Michael so-HE-kish

BRIAN DUTCHER

Head Coach • 41-22 record as head coach at San Diego State and overall

2nd Season • 20th Season Overall at SDSU • Minnesota, 1982

Brian Dutcher, a long-time San Diego State men's basketball assistant coach, is entering his second season as head coach after a first year in which he led the Aztecs to their Mountain West-high 11th conference title and back to the NCAA tournament for the first time since 2015. Dutcher, who took over the helm of the program following Steve Fisher's retirement announcement on April 11, 2017, was on The Mesa for all of Fisher's 18 seasons. He held the title of associate head coach/head coach in waiting for six years and is the program's 15th head coach.

Over the course of his time at San Diego State, Dutcher helped the Aztecs reach the postseason 14 times, including nine trips to the NCAA tournament, win a conference-best 11 Mountain West titles and record 13 seasons of at least 20 victories.

Since 2008-09, Dutcher and SDSU twice advanced to the NCAA Sweet 16 (2011, 2014) and NIT semifinal round (2009, 2016), won at least 25 games seven times and captured eight MW championships (five regular season, three tournament).

Dutcher arrived at SDSU shortly after Fisher was hired on March 26, 1999. In his first year in "America's Finest City," the Aztecs won only five games, but improved upon their win total from the season before. After that, San Diego State posted a 14-14 record in 2000-01, before winning the 2002 MW Championship, earning an NCAA tournament bid and finishing with a 21-12 record. The 2002-03 campaign saw SDSU receive an NIT invitation, which culminated in the program's first Division I postseason victory.

After helping attract the first McDonald's All-American to the 2002-03 squad, Dutcher assisted in securing the signatures of future starters and all-league performers Brandon Heath and Marcus Slaughter. The duo started their first two seasons on The Mesa, leading to the 2005-06 season that produced the school's first Mountain West regular-season and tournament title sweep.

The Aztecs advanced to the NCAA tournament and ultimately won a then-school-record 24 games. That appearance led to a string of 10 consecutive postseason berths.

From the 2006-07 campaign through 2008-09, San Diego State registered 20 or more wins and went to three straight NITs. In 2009, the Aztecs advanced to the NIT semifinals and broke the previous school record with 26 victories.

The run to the NIT semifinals was a springboard to the most successful run in SDSU basketball history. Led by future NBA first-round draft pick and NBA champion Kawhi Leonard, the 2009-10 Aztecs won the MW Championship, advanced to the NCAA tournament and fell four points shy of moving on to the second round before finishing with a 25-9 record.

The NCAA experience from the 2009-10 squad proved fruitful in 2010-11 when it returned all five starters, including Leonard, and a freshman named Jamaal Franklin, who would turn out to be a future MW Player of the Year and NBA draft selection. With Dutcher on staff, SDSU won its first 20 games of the year, shared the MW regular-season title and captured the MW tournament crown. The Aztecs moved on to the NCAA tournament as a No. 2 seed and won the program's first Division I NCAA tournament game. San Diego State, which was ranked as high as No. 4 and received first-place votes at one point in the season, advanced to the Sweet 16 and fell to the eventual national champion, finishing with a school-record 34 wins, a mark that still stands today. The Aztecs' also found themselves in the final top-25 polls, ranking sixth in the AP and 11th in the USA Today Coaches Poll.

Five months after SDSU's record-setting 2010-11 campaign, the University elevated Dutcher from associate head coach to associate head coach/head coach in waiting.

In his first season with his new title, Dutcher and the Aztecs advanced to the 2011-12 NCAA tournament as an at-large team and recorded 26 wins. The next season, SDSU was again an at-large selection to the 2013 NCAA tournament, moved on to the round of 32 for the second time in three years and finished with 23 victories.

Another NCAA Sweet 16 run was in the cards in Dutcher's third season as the head coach in waiting. The Aztecs opened the season by winning 21 of their first 22 games, including 20 in a row at one point, and were led by seniors Xavier Thames, who would become an NBA draft pick, and Josh Davis. SDSU won the program's second outright Mountain West regular-season title and later swept through two games in Spokane, Washington, to secure its second Sweet 16 appearance in four seasons. San Diego State compiled 31 wins and finished the season ranked 13th in the AP and 12th in the Coaches after rising to as high as fifth nationally in both polls.

The 2014-15 campaign saw the Aztecs spend their fifth straight season in the top 25. In the process of winning 27 games, San Diego State grabbed its second straight MW regular-season crown and earned an at-large invitation to the NCAA tournament where they defeated St. John's in the round of 64. One season later, the Aztecs found themselves in the NIT after winning the MW by three games with a 16-2 record. Nevertheless, San Diego State won three games and qualified for the NIT national semifinals, eventually logging 28 victories.

Last season, SDSU won six consecutive games to end the regular season and all three in the MW tournament to capture the program's 11th league crown to return to the NCAA tournament. Despite the NCAA first-round exit, SDSU finished the campaign with a 22-11 record, with the 22 wins representing the most by a first-year Aztec men's basketball head coach and the second-most among first-year coaches last season.

Before Dutcher arrived at San Diego State, he served as assistant coach and later associate head coach at Michigan under Fisher. He spent 10 seasons on the Wolverine staff, establishing himself as one of the nation's top assistant coaches. His first year in Ann Arbor was 1989 and resulted in a national title for Michigan as he assisted then-interim head coach Fisher on the bench.

The Bloomington, Minn., native led UM's recruiting efforts in 1990-91 when the Wolverines inked Juwan Howard, Ray Jackson, Jimmy King, Jalen Rose and Chris Webber. The "Fab Five" is considered perhaps the best recruiting class in NCAA history. Dutcher helped lead that group to nearly 100 wins, two berths in the NCAA championship game and a regional final over a four-year period. He was also on the Michigan staff for an NIT championship (1997).

Dutcher's recruiting prowess, however, was demonstrated by more than just the "Fab Five" haul. Michigan had the nation's top-ranked recruiting class in 1993-94 and in 1994-95, with a group that included Maurice Taylor and Jerod Ward. The accomplishment marked the first time that a university had the nation's top class in consecutive years, according to recruiting analyst Bob Gibbons.

Dutcher was born Oct. 30, 1959, in Alpena, Mich. He attended Jefferson High School in Bloomington, Minn., and went on to earn a bachelor's degree in physical education from Minnesota in 1982. While an undergraduate, he worked for his father, then-Gopher head coach Jim Dutcher. He then spent one season in the prep ranks at Apple Valley (Minn.) High School before becoming a graduate assistant at Illinois, where he earned his master's degree in physical education and athletic administration.

While in Champaign, Dutcher helped Lou Henson lead the Illini to a Big Ten championship, two appearances in the Sweet 16 and one regional final.

Dutcher's first full-time coaching job came at South Dakota State, where he spent three seasons helping turn around the Division II program before departing in 1988 for Michigan.

His final season in Ann Arbor ended with the Wolverines claiming the first-ever Big Ten Tournament championship.

Brian Dutcher Year-By-Year (Division I Only)

		Overall		Conference		
Year	School (Position)	W-L	Pct.	W-L	Pct.	Postseason; Championships
1988-89	Michigan (AC)	30-7	.811	12-6	.667	NCAA Champions
1989-90	Michigan (AC)	23-8	.742	12-6	.667	NCAA 2nd Round
1990-91	Michigan (AC)	14-15	.483	7-11	.389	NIT 1st Round
1991-92	Michigan (AC)	25-9	.735	11-7	.611	NCAA Runner-Up
1992-93	Michigan (AC)	31-5	.861	15-3	.833	NCAA Runner-Up
1993-94	Michigan (AC)	24-8	.750	13-5	.722	NCAA Regional Finalist
1994-95	Michigan (AC)	17-14	.548	11-7	.611	NCAA 1st Round
1995-96	Michigan (AC)	20-12	.625	10-8	.556	NCAA 1st Round
1996-97	Michigan (AC)	24-11	.686	9-9	.500	NIT Champions
1997-98	Michigan (AC)	25-9	.735	11-5	.688	NCAA 2nd Round; Big 10 Tournament
10 Seasons at UM		233-98	.704	111-67	.624	8 NCAAs, 10 Postseason Appearances

		Overall		Conference		
Year	School (Position)	W-L	Pct.	W-L	Pct.	Postseason; Championships
1999-00	SDSU (Asst. HC)	5-23	.179	0-14	.000	
2000-01	SDSU (Asst. HC)	14-14	.500	4-10	.286	
2001-02	SDSU (Asst. HC)	21-12	.636	7-7	.500	NCAA 1st round; MW Tournament
2002-03	SDSU (Asst. HC)	16-14	.533	6-8	.429	NIT second round
2003-04	SDSU (Asst. HC)	14-16	.467	5-9	.357	
2004-05	SDSU (Asst. HC)	11-18	.379	4-10	.286	
2005-06	SDSU (Asst. HC)	24-9	.727	13-3	.813	NCAA 1st Round; MW RS, Tournament
2006-07	SDSU (Asst. HC)	22-11	.667	10-6	.625	NIT 2nd Round
2007-08	SDSU (Asst. HC)	20-13	.606	9-7	.563	NIT 1st Round
2008-09	SDSU (Asst. HC)	26-10	.722	11-5	.688	NIT Semifinals
2009-10	SDSU (Asst. HC)	25-9	.735	11-5	.688	NCAA 1st Round; MW Tournament
2010-11	SDSU (Asst. HC)	34-3	.919	14-2	.875	NCAA Sweet 16; MW RS, Tournament
2011-12	SDSU (HCIW)	26-8	.765	10-4	.714	NCAA 2nd Round; MW RS
2012-13	SDSU (HCIW)	23-11	.676	9-7	.563	NCAA 3rd Round
2013-14	SDSU (HCIW)	31-5	.861	16-2	.889	NCAA Sweet 16; MW RS
2014-15	SDSU (HCIW)	27-9	.750	14-4	.778	NCAA 3rd Round; MW Co-RS
2015-16	SDSU (HCIW)	28-10	.737	16-2	.889	NIT Semifinals; MW RS
2016-17	SDSU (HCIW)	19-14	.576	9-9	.500	
2017-18	SDSU (HC)	22-11	.667	11-7	.611	NCAA; MW Tournament
2018-19	SDSU (HC)	19-11	.633	11-6	.647	
19 Seasons at SDSU		427-231	.649	190-127	.599	9 NCAAs, 14 Postseason Appearances

	Overall		Conference		
	W-L	Pct.	W-L	Pct.	Postseason
29-Season Career Totals	660-329	.668	301-194	.608	17 NCAAs, 24 Postseason Appearances

SEASON / CAREER HIGHS

Points
Season 27 at San José State (2-2-19)
Career 33 vs. Pepperdine (3-5-16)
33 vs. Gonzaga (1-2-16)

Rebounds
Season 6 vs. Boise State (2-16-19)
Career 8 vs. Coppin State (12-18-15)

Assists
Season 8 vs. Nevada (2-20-19)
8 vs. Wyoming (1-8-19)
8 vs. Brigham Young (12-22-18)
8 vs. CS Dominguez Hills (12-12-18)
8 vs. Texas Southern (11-14-18)
Career 9 at Arizona State (11-14-17)

Field Goals
Season 9 at San José State (2-2-19)
9 vs. San Diego (12-5-18)
Career 12 vs. Gonzaga (1-2-16)

Field Goals Attempted
Season 18 at San José State (2-2-19)
Career 26 vs. Gonzaga (1-2-16)

Three-Point Field Goals
Season 6 vs. Arkansas-Pine Bluff (11-6-18)
Career 6 vs. Arkansas-Pine Bluff (11-6-18)

Three-Point FG Attempted
Season 11 at San José State (2-2-19)
11 vs. Xavier (11-20-18)
Career 12 vs. Gonzaga (1-2-16)

Free Throws
Season 12 vs. Brigham Young (12-22-18)
Career 14 vs. UC Riverside (11-21-15)

Free Throws Attempted
Season 16 vs. Brigham Young (12-22-18)
Career 17 at Pacific (2-25-16)

Steals
Season 3 at UNLV (2-23-19)
3 vs. UNLV (1-26-19)
3 vs. Brigham Yong (12-22-18)
Career 6 at Florida Gulf Coast (11-25-14)

Blocked Shots
Season
Career

Minutes Played
Season 40 vs. San Diego (12-5-18)
Career 42 vs. Santa Clara (2-6-16)
42 vs. Gonzaga (1-2-16)

0 • DEVIN WATSON

GUARD • 6-1 • 183 • SENIOR - 1L
OCEANSIDE, CALIF. (SAN FRANCISCO)

Big Notes
- 1 of 6 players in the nation to average at least 15.7 points, 4.3 assists and 2.5 three-point field goals per game.
- 1 of 7 active players to have at least 1,700 points and 450 assists.
- Has 10 20-point games on the season (SDSU has played 30 games total) and eight games with at least seven assists.

San Diego State Career Rankings (top 25)
- 6th in assists per game (4.0), 8th in three-point field goal percentage (.382), 10th in consecutive games started (63), 12th in three-point field goals (123), 14th in three-point field goal attempts (322), 20th in assists (253)

San Diego State Season Rankings (top 25)
- 7th in three-point field goals (74), 7th in three-point field goal attempts (196), 16th in assists (129)

Mountain West Rankings (top 10)
- T-4th in total assists (129), 5th in assists per game (4.3), 5th in three-point field goal attempts (196), 6th in free-throws made (96), 7th in three-point field goals (74), 7th in free-throw attempts (129), 7th in assist-to-turnover ratio (1.5), 8th in total points (472), 8th in three-point field goals made per game (2.5), 8th in field goal attempts (374), 9th in points-assists-rebounds per game (23.1), 9th in free-throw percentage (.744), 9th in minutes per game (33.7), 10th in points per game (15.7)

Quick Hits
- In his last 51 games, he has made 115-of-288 three-point attempts (39.9 percent).
- Reached double figures in 43 of the last 53 games (14.0 ppg; 742 points).
- Has nine games of at least 25 points in his career.

Season Highlights
- Has scored in double figures in 26 of the team's 30 games (SDSU is 19-7 in those games), including 10 games with at least 20 points (8-2).
- Has three or more assists in 23 of the team's 30 games (14-9).
- Posted a team-high 20 points on 7-of-12 shooting in the opener against Arkansas-Pine Bluff... Made a career-high six three-pointers, going 6-for-10 from deep.
- Had 14 points and eight assists against Texas Southern.
- Averaged 14.7 points and 3.7 assists at the Maui Jim Maui Invitational... Had a team-high 15 points (5-8 FG, 3-6 3FG) against No. 1/1 Duke in the opener... Recorded 21 points and a game-high seven assists, playing a season-high 39 minutes in the win vs. Xavier. Scored or assisted on 46.2 percent of SDSU's field goals (12 of 26).
- Scored a game-high 23 points with seven assists at Illinois State... Scored or assisted on 51.9 percent of SDSU's field goals (14 of 27).
- Had a game-high 22 points vs. San Diego, playing all 40 minutes for his second career time as an Aztec (other time was Nov. 30, 2017 at San Diego)... Scored or assisted on a remarkable 66.7 percent SDSU's field goals (12 of 18).
- Had 12 points and eight assists in just 25 minutes against Cal State Domniguez Hills.
- Had a big game against Brigham Young with 23 points, eight assists, four rebounds and three steals... Was 12-for-16 from the free-throw line, setting season highs in both marks.
- Came up with a season-high 24 points and three rebounds at Boise State, making 7 of 14 field goals and going 8-for-10 from the free-throw line.
- Had 12 points and eight assists against Wyoming, making 4 of 9 three-point attempts.
- Registered 21 points and five rebounds vs. New Mexico, knocking down 5 of 7 three-point attempts... Scored 17 of his 21 points in the second half.
- Had a season-high 27 points and six assists at San José State, making 5 of 11 three-point attempts... Became the second Aztec in the last 23 years (since 1996-97) to record at least 27 points and 6 assists in the same game (Brandon Heath did it three times in his career).
- Recorded 23 points, making 11 of his 14 free-throw attempts, against Utah State.
- Had 21 points at Colorado State, making 8 of 14 field goal attempts and 5 of 7 three-point tries.
- Registered a team-high 19 points with a season-high six rebounds vs. Boise State.
- Had 15 points and eight assists vs. No. 6/6 Nevada.

2018-19 GAME-BY-GAME STATISTICS

Opponent	GS	FG	3FG	FT	O-D-R	PF	TP	A	TO	B	S	MP
Arkansas-Pine Bluff	*	7-12	6-10	0-0	0-4-4	1	20	3	3	0	1	38
Texas Southern	*	5-12	1-4	3-4	0-2-2	1	14	8	3	0	0	32
vs. (1/1) Duke	*	5-8	3-6	202	1-3-4	3	15	3	3	0	2	34
vs. Xavier	*	5-14	4-11	7-8	1-2-3	1	21	7	3	0	1	39
vs. Iowa State	*	3-11	2-6	0-0	1-1-2	0	8	1	2	0	0	31
Jackson State	*	4-11	2-7	0-0	0-3-3	1	10	4	2	0	2	33
at Illinois State	*	7-14	3-7	6-9	0-3-3	1	23	7	4	0	0	38
San Diego	*	9-14	3-6	1-2	0-2-2	2	22	3	4	0	0	40
at California	*	5-11	2-5	1-2	1-1-2	3	13	7	3	0	0	36
Cal State Dominguez Hills	*	4-9	4-6	0-0	1-1-2	0	12	8	1	0	1	25
Brigham Young	*	4-11	3-8	12-16	1-3-4	0	23	8	2	0	3	37
Brown	*	1-7	0-4	2-4	0-2-2	2	4	5	2	0	0	30
CSUN	*	4-15	2-7	4-5	1-2-3	1	14	6	1	0	1	32
at Boise State	*	7-14	2-7	8-10	0-3-3	3	24	3	2	0	2	36
Wyoming	*	4-10	4-9	0-0	0-2-2	2	12	8	5	0	0	30
at Air Force	*	3-10	0-5	3-3	0-4-4	1	9	4	2	0	1	33
New Mexico	*	7-13	5-7	2-2	0-5-5	1	21	2	1	0	1	30
at Fresno State	*	5-14	2-6	1-4	0-3-3	4	13	3	4	0	1	29
UNLV	*	6-11	1-2	2-2	0-2-2	3	15	2	3	0	3	34
Air Force	*	5-13	2-8	3-3	0-1-1	0	15	4	1	0	0	33
at San José State	*	9-18	5-11	4-5	1-3-4	2	27	6	2	0	1	38
at New Mexico	*	5-17	0-4	3-4	0-2-2	2	13	3	4	0	2	34
Utah State	*	5-15	2-6	11-14	1-3-4	2	23	3	1	0	0	37
at Colorado State	*	8-14	5-7	0-0	0-2-2	0	21	1	3	0	0	34
Boise State	*	4-8	3-6	8-10	0-6-6	3	19	2	6	0	0	30
(6/6) Nevada	*	5-14	1-6	4-6	0-5-5	0	15	8	3	0	1	39
at UNLV	*	5-14	2-7	1-2	1-3-4	0	13	4	5	0	3	36
at Utah State	*	2-14	0-2	1-2	1-3-4	0	5	1	1	0	0	29
San José State	*	4-10	4-9	0-0	0-3-3	3	12	2	3	0	0	28
Fresno State	*	4-16	1-7	7-10	0-2-2	0	16	3	5	0	1	36
at Nevada												

MISCELLANEOUS STATS / SAN DIEGO STATE RECORD

Category	2018-19 Season Games	SDSU W/L	Career Games	SDSU W/L
Double-Figure Scoring	26	19-7	91*	35-14
Double-Figure Assists	0	0-0	0	0-0
Double-Doubles	0	0-0	0	0-0
Led SDSU in Scoring	13	9-4	22	15-7
Led SDSU in Rebounding	0	0-0	0	0-0
Led SDSU in Assists	21	13-8	33	18-15
20+ Point Games	10	8-2	33	11-3
15+ Point Games	17	13-4	53	19-7
5+ Assist Games	11	9-2	44	15-6

Consecutive Games	Current	Long
Double-Figure Scoring	2	19
With At Least 1 Assist	72	73
Played 30 or More Minutes	1	19

** - 42 double-digit scoring games came while at San Francisco.*

▶ WATSON CAREER STATISTICS

** - San Francisco*

Year	G-GS	Min.-Avg.	FG-FGA	Pct.	3P-3PA	Pct.	FT-FTA	Pct.	OR	DR	Reb	Avg.	PF-D	AT	TO	BS	ST	Pts	Avg.
14-15*	31-17	732-23.6	82-214	.383	16-64	.250	81-111	.730	13	39	52	1.7	58-2	78	59	0	31	261	8.4
15-16*	30-30	1,041-34.7	192-459	.418	65-186	.349	159-217	.733	9	65	74	2.5	53-2	146	89	0	27	608	20.3
17-18	33-33	1,031-31.2	130-319	.408	49-126	.389	95-126	.754	17	69	86	2.6	47-0	124	60	0	32	404	12.2
18-19	30-30	1,011-33.7	151-374	.404	74-196	.378	96-129	.744	11	81	92	3.1	42-0	129	84	0	27	472	15.7
Totals	**124-110**	**3,815-30.8**	**555-1,366**	**.406**	**204-572**	**.357**	**431-583**	**.739**	**50**	**254**	**304**	**2.5**	**200-4**	**477**	**292**	**0**	**117**	**1,745**	**14.1**

CAREER HIGHS

Points
Career 13 vs. CS Dominguez Hills (12-12-18)

Rebounds
Career 5 vs. CS Dominguez Hills (12-12-18)

Assists
Career 2 at Colorado State (2-12-19)
2 vs. Air Force (1-30-19)
2 vs. New Mexico (1-5-19)
2 vs. CS Dominguez Hills (12-12-18)
2 vs. Xavier (11-20-18)

Field Goals
Career 3 vs. CS Dominguez Hills (12-12-18)

Field Goals Attempted
Career 4 vs. CS Dominguez Hills (12-12-18)

Three-Point Field Goals
Career 3 vs. CS Dominguez Hills (12-12-18)

Three-Point FG Attempted
Career 4 vs. CS Dominguez Hills (12-12-18)

Free Throws
Career 4 vs. CS Dominguez Hills (12-12-18)

Free Throws Attempted
Career 4 vs. UNLV (1-26-19)
4 vs. CS Dominguez Hills (12-12-18)
4 vs. Jackson State (11-27-18)
4 vs. (1/1) Duke (11-19-18)

Steals
Career 3 vs. Jackson State (11-27-18)

Blocked Shots
Career 1 at New Mexico (2-5-19)
1 at San José State (2-2-19)

Minutes Played
Career 23 at Boise State (1-5-19)
23 vs. CS Dominguez Hills (12-12-18)

2 • ADAM SEIKO

GUARD • 6-3 • 195 • FRESHMAN - RS
BOSTON, MASS. (SIERRA CANYON HIGH (CALIF.))

Quick Hits

- Pronounced SAY-ko.
- Made his collegiate debut against Arkansas-Pine Bluff in the opener on Nov. 6, scoring two points in 11 minutes.
- Redshirted last season.
- Rated a three-star player by Rivals at the time of his signing.
- Averaged 10.4 points (.430 3FG), 3.2 rebounds, 2.0 assists and 1.6 steals as a senior, according to MaxPreps.
- Helped SCHS to a 27-3 record (7-0 Gold Coast League), a No. 5 state ranking and a No. 15 national ranking in 2016-17, according to MaxPreps.

Season Highlights

- Is 14-for-33 (.424) from three-point range this season and 2-for-6 (.333) on two-point field goals.
- Has played at least 10 minutes in 21 of the 28 games he has played this season.
- Scored his first career collegiate bucket - a runner in the lane - in his first career game against Arkansas-Pine Bluff, playing 11 minutes total off the bench.
- Scored 13 points (4.3 avg.) off the bench in the three games (most points off the bench for SDSU) at the Maui Jim Maui Invitational, going 3-for-5 (.600) from three-point range... Posted eight points (2-2 3PFG, 2-4 FT) against No. 1/1 Duke.
- Recorded three steals against Jackson State after not recording one over his first 58 minutes this season across five games, while adding a career-high three rebounds.
- Had career highs of 13 points, five rebounds and 23 minutes against Cal State Dominguez Hills, connecting on 3 of his 4 of his three-point field goal attempts and all four of his free throws.

2018-19 GAME-BY-GAME STATISTICS

Opponent	GS	FG	3FG	FT	O-D-R	PF	TP	A	TO	B	S	MP
Arkansas-Pine Bluff		1-2	0-1	0-0	0-0-0	0	2	0	0	0	0	11
Texas Southern		0-2	0-0	0-0	1-0-1	2	0	1	1	0	0	10
vs. (1/1) Duke		2-2	2-2	2-4	0-0-0	1	8	0	0	0	0	11
vs. Xavier		0-1	0-1	0-0	1-0-1	0	0	2	0	0	0	10
vs. Iowa State		1-2	1-2	2-2	0-0-0	1	5	0	1	0	0	16
Jackson State		0-0	0-0	3-4	0-3-3	1	3	1	1	0	3	15
at Illinois State		0-0	0-0	0-0	0-0-0	2	0	0	0	0	0	4
San Diego		0-2	0-1	0-0	0-0-0	1	0	0	0	0	1	11
at California		0-0	0-0	2-2	0-1-1	2	2	0	0	0	0	7
Cal State Dominguez Hills		3-4	3-4	4-4	0-5-5	1	13	2	1	0	0	23
Brigham Young		0-1	0-1	2-2	0-1-1	0	2	0	0	0	0	8
Brown		Did Not Play-CD										
CSUN		2-3	1-2	0-0	0-1-1	0	5	1	0	0	1	18
at Boise State		0-1	0-1	0-0	0-0-0	0	0	1	1	0	0	23
Wyoming		1-2	1-2	2-2	0-0-0	3	5	0	0	0	0	17
at Air Force		1-1	1-1	0-2	0-2-2	0	3	0	0	0	0	20
New Mexico		0-2	0-2	0-0	0-1-1	1	0	2	1	0	1	8
at Fresno State		1-2	1-2	0-0	0-3-3	1	3	1	1	0	0	18
UNLV		1-1	1-1	3-4	0-2-2	1	6	1	1	0	0	13
Air Force		1-2	1-2	0-0	0-4-4	0	3	2	2	0	2	15
at San José State		0-4	0-3	0-0	0-0-0	2	0	1	0	0	0	21
at New Mexico		0-0	0-0	0-0	0-1-1	0	0	1	0	1	0	15
Utah State		1-2	1-2	0-0	0-1-1	2	3	1	0	0	0	13
at Colorado State		1-2	1-2	0-0	0-1-1	0	3	2	2	0	0	17
Boise State		0-0	0-0	0-0	0-0-0	0	0	0	1	0	0	13
(6/6) Nevada		0-1	0-1	0-0	1-0-1	1	0	0	1	0	1	4
at UNLV		0-0	0-0	0-0	0-0-0	1	0	0	2	0	0	5
at Utah State		0-0	0-0	1-2	0-0-0	0	1	0	0	0	0	13
San José State		Did Not Play - Illness										
Fresno State		0-0	0-0	0-0	0-1-1	0	0	0	0	0	0	5
at Nevada												

MISCELLANEOUS STATS / SAN DIEGO STATE RECORD

Category	2018-19 Season Games	SDSU W/L
Double-Figure Scoring	1	1-0
15-Point Games	0	0-0
Led SDSU in Scoring	0	0-0
Led SDSU in Rebounding	0	0-0
Led SDSU in Assists	0	0-0
Multiple Steals	2	2-0
One Turnover or Less	25	15-10
Consecutive Games	**Current**	**Long**
Consecutive Games Played	1	16
Scoring A Point	0	4
One Turnover or Less	2	18

▶ SEIKO CAREER STATISTICS

Year	G-GS	Min.-Avg.	FG-FGA	Pct.	3P-3PA	Pct.	FT-FTA	Pct.	OR	DR	Reb	Avg.	PF-D	AT	TO	BS	ST	Pts	Avg.
18-19	28-0	364-13.0	16-39	.410	14-33	.424	21-28	.750	3	27	30	1.1	23-0	19	16	1	8	67	2.4

CAREER HIGHS

Points
Career 11 vs. Brown (12-29-18)

Rebounds
Career 5 vs. Utah State (2-9-19)
5 vs. Brown (12-29-18)

Assists
Career 3 at Utah State (2-26-19)
3 at Colorado State (2-12-19)

Field Goals
Career 4 vs. New Mexico (1-15-19)
4 vs. CS Dominguez Hills (12-12-18)

Field Goals Attempted
Career 8 vs. Brown (12-29-18)

Three-Point Field Goals
Career 1 vs. UNLV (1-26-19)
1 vs. New Mexico (1-15-19)
1 vs. Brown (12-29-18)

Three-Point FG Attempted
Career 2 vs. CSUN (1-1-19)

Free Throws
Career 4 vs. Brown (12-29-18)

Free Throws Attempted
Career 4 at Utah State (2-26-19)
4 at Colorado State (2-12-19)
4 vs. Brown (12-29-18)
4 at Illinois State (12-1-18)

Steals
Career 4 at Colorado State (2-12-19)

Blocked Shots
Career 2 at Utah State (2-26-19)
2 vs. Air Force (1-30-19)
2 vs. CSUN (1-1-19)

Minutes Played
Career 26 at Utah State (2-26-19)
26 vs. Nevada (2-20-19)



3 • AGUEK AROP

FORWARD • 6-6 • 220 • FRESHMAN - HS
OMAHA, NEB. (OMAHA SOUTH PREP)

Quick Hits

- Pronounced uh-GWUK uh-ROPE.
- Made his collegiate debut in the 2018-19 opener against Arkansas Pine-Bluff.
- Named the 2016 Nebraska Gatorade Player of the Year after leading Omaha South Prep to a Class A state title and 28-1 record.
- In 2016-17, led Nebraska's Class A in points (17.1) and rebounds (9.8).
- Spent 2017-18 at The Skill Factory, a prep school outside of Atlanta, Ga., helping this team to a 44-6 record, averaging 21 points, 12 rebounds and four assists.

Season Highlights

- Has an offensive rebound in seven straight games (10 total).
- Over last five games, made 8 of last 15 attempts from the field (53.3 percent).
- Has 72 rebounds in just 381 minutes this season (7.6 rebounds per 40 minutes).
- Played nine minutes in the opener against Arkansas Pine-Bluff, his first career collegiate game.
- Had four rebounds and his first two points against Texas Southern before fouling out in 14 minutes.
- Grabbed four rebounds with his first career block and steal vs. No. 1/1 Duke at the Maui Jim Maui Invitational in eight minutes.
- Had four rebounds against Jackson State, while adding a career-high two assists.
- Had seven points and four rebounds in 12 minutes at Illinois State (entered the game with four points in 52 minutes of action on the season).
- Posted eight points in just 11 minutes against Cal State Dominguez Hills, making 4 of his 6 field goal attempts.
- Set a career high with 11 points in just 14 minutes against Brown after entering the game with 19 total points this season in 92 minutes... Also set a career high with five rebounds, while notching his second career steal.
- Had a career-high two blocks, to go along with two assists and a steal in 15 minutes vs. CSUN.
- Posted his second double-digit scoring of the season with 10 points (4-for-4 FG), four rebounds and two assists in just 13 minutes against Wyoming... All 10 of his points came in the first half.
- Had a productive game in 17 minutes off the bench vs. Air Force, recording eight points, four rebounds, two blocks (tied career high) and a steal.
- Came up with four points, four rebounds, a career-high four steals, three assists and a blocked shot at Colorado State.
- At at Utah State he tied career highs for free throw attempts (4), assists (3), blocked shots (2) and minutes played (26).
- Missed the home San José State game with an injury.

2018-19 GAME-BY-GAME STATISTICS

Opponent	GS	FG	3FG	FT	O-D-R	PF	TP	A	TO	B	S	MP
Arkansas-Pine Bluff		0-0	0-0	0-0	1-1-2	1	0	0	0	0	0	9
Texas Southern		1-1	0-0	0-0	1-3-4	5	2	0	3	0	0	14
vs. (1/1) Duke		1-3	0-1	0-0	0-4-4	1	2	0	0	1	1	8
vs. Xavier		Did Not Play-CD										
vs. Iowa State		0-1	0-0	0-0	0-1-1	1	0	1	0	0	0	8
Jackson State		0-1	0-1	0-0	0-4-4	1	0	2	1	1	0	13
at Illinois State		2-4	0-0	3-4	4-0-4	1	7	0	1	0	0	12
San Diego		0-2	0-1	0-0	1-1-2	1	0	1	1	0	0	16
at California		0-0	0-0	0-0	0-0-0	0	0	0	0	0	0	1
Cal State Dominguez Hills		4-6	0-0	0-0	1-2-3	2	8	0	2	0	0	11
Brigham Young		Did Not Play-Flu										
Brown		3-8	1-1	4-4	3-2-5	2	11	0	1	0	1	14
CSUN		0-2	0-2	0-0	1-1-2	2	0	2	1	2	1	15
at Boise State		0-2	0-1	0-0	0-1-1	1	0	1	0	0	0	14
Wyoming		1-2	0-0	0-0	1-2-3	2	2	2	1	0	1	21
at Air Force		1-2	0-0	1-1	1-0-1	4	3	0	0	0	0	11
New Mexico		4-4	1-1	1-2	3-1-4	1	10	2	2	0	1	13
at Fresno State		0-1	0-0	0-0	0-0-0	2	0	1	2	0	0	10
UNLV		2-2	1-1	0-1	1-1-2	2	5	1	2	1	0	11
Air Force		3-4	0-0	2-3	3-1-4	0	8	0	2	2	1	17
at San José State		1-2	0-1	0-0	0-1-1	0	2	0	0	1	0	7
at New Mexico		1-3	0-1	3-3	0-1-1	2	5	0	0	0	1	9
Utah State		0-1	0-0	0-0	2-3-5	0	0	2	0	0	0	20
at Colorado State		1-4	0-1	2-4	1-3-4	1	4	3	1	1	4	4
Boise State		2-3	0-0	0-0	2-2-4	3	4	0	1	1	0	17
(6/6) Nevada		3-5	0-0	0-2	1-1-2	1	6	0	1	1	2	26
at UNLV		2-4	0-1	0-1	1-3-4	4	4	2	3	0	1	24
at Utah State		1-1	0-0	1-4	1-1-2	1	3	3	0	2	1	26
San José State		Did Not Play-Illness										
Fresno State		0-2	0-0	0-0	2-1-3	2	0	2	0	1	0	14
at Nevada												

MISCELLANEOUS STATS / SAN DIEGO STATE RECORD

Category	2018-19 Season Games	SDSU W/L
Double-Figure Scoring	2	1-1
Double-Doubles	0	0-0
10-Rebounding Games	0	0-0
Led SDSU in Scoring	0	0-0
Led SDSU in Rebounding	0	0-0
Led SDSU in Assists	2	1-1
Multiple Steals	2	2-0
One Turnover or Less	19	9-10
Consecutive Games	**Current**	**Long**
Consecutive Games Played	1	17
Without Fouling Out	25	25
Scoring A Point	0	5
One Turnover or Less	2	6

▶ AROP CAREER STATISTICS

Year	G-GS	Min.-Avg.	FG-FGA	Pct.	3P-3PA	Pct.	FT-FTA	Pct.	OR	DR	Reb	Avg.	PF-D	AT	TO	BS	ST	Pts	Avg.
18-19	27-0	381-14.1	33-70	.471	3-13	.231	17-29	.586	31	41	72	2.7	43-1	25	25	14	15	86	3.2

SEASON / CAREER HIGHS

Points
Season 5 vs. San José State (3-2-19)
Career 5 vs. San José State (3-2-19)

Rebounds
Season 1 vs. CS Dominguez Hills (12-12-18)
Career 1 vs. CS Dominguez Hills (12-12-18)
1 vs. Eastern Illinois (11-20-17)
1 vs. SD Christian (11-10-17)

Assists
Season 2 vs. CS Dominguez Hills (12-12-18)
Career 2 vs. CS Dominguez Hills (12-12-18)

Field Goals
Season 2 vs. San José State (3-2-19)
Career 2 vs. San José State (3-2-19)

Field Goals Attempted
Season 3 vs. Wyoming (1-8-19)
Career 3 vs. Wyoming (1-8-19)

Three-Point Field Goals
Season 1 vs. San José State (3-2-19)
Career 1 vs. San José State (3-2-19)

Three-Point FG Attempted
Season 1 vs. San José State (3-2-19)
1 vs. Wyoming (1-8-19)
1 vs. Texas Southern (11-14-18)
Career 2 vs. Colorado State (1-24-18)

Free Throws
Season 2 vs. CS Dominguez Hills (12-12-18)
Career 2 vs. CS Dominguez Hills (12-12-18)
2 vs. SD Christian (11-10-17)

Free Throws Attempted
Season 2 vs. CS Dominguez Hills (12-12-18)
Career 2 vs. CS Dominguez Hills (12-12-18)
2 vs. Bradley (12-3-17)
2 vs. SD Christian (11-10-17)

Steals
Season 1 vs. CS Dominguez Hills (12-12-18)
1 vs. (1/1) Duke (11-19-18)
Career 1 vs. CS Dominguez Hills (12-12-18)
1 vs. (1/1) Duke (11-19-18)
1 vs. San José State (1-9-18)
1 vs. Sacramento State (11-23-17)

Blocked Shots
Season
Career

Minutes Played
Season 7 vs. CS Dominguez Hills (12-12-18)
Career 7 vs. CS Dominguez Hills (12-12-18)

4 • MICHAEL SOHIKISH

GUARD • 5-9 • 160 • SENIOR - SQ
SAN DIEGO, CALIF. (UNIVERSITY CITY HIGH)

Quick Hits

- Pronounced so-HE-kish.
- Former team manager.
- Played in 11 games last season and in 22 for his career (11 this season).
- Has just three turnovers in 63 career minutes of action.
- Named team co-captain for the Centurions and was a San Diego Union-Tribune All-Academic Team selection in 2013 and 2014.
- Led University City in scoring his final two seasons.
- During his senior season in 2014, he helped the Centurions to a 15-12 record, which was a seven-win improvement over the year before, while averaging 13.6 points, 5.6 assists and 2.1 steals.

Season Highlights

- Has played in 11 of the team's 30 games, including each of the first three contests.
- Had a steal in one minute of action vs. No. 1/1 Duke at the Maui Jim Maui Invitational.
- Recorded an assist in three minutes vs. Jackson State.
- Had two points and a career-high two assists against Cal State Dominguez.
- Had two points and an assist in just three minutes late vs. Wyoming.
- Came up with a career-high five points and an assist in the last four minutes against San José State, making both of his field-goal attempts, including a three-pointer.
- Earned first career start on Senior Night against Fresno State, recording one rebound in three minutes of action... It was the first time he played in a game in the first half.

2018-19 GAME-BY-GAME STATISTICS

Opponent	GS	FG	3FG	FT	O-D-R	PF	TP	A	TO	B	S	MP
Arkansas-Pine Bluff		0-0	0-0	0-0	0-0-0	0	0	0	0	0	0	2
Texas Southern		0-2	0-1	0-0	0-0-0	0	0	0	0	0	0	3
vs. (1/1) Duke		0-0	0-0	0-0	0-0-0	0	0	0	0	0	1	1
vs. Xavier		Did Not Play-CD										
vs. Iowa State		Did Not Play-CD										
Jackson State		0-0	0-0	0-0	0-0-0	0	0	1	1	0	0	3
at Illinois State		Did Not Play-CD										
San Diego		Did Not Play-CD										
at California		Did Not Play-CD										
Cal State Dominguez Hills		0-0	0-0	2-2	0-1-1	4	2	2	0	0	1	7
Brigham Young		Did Not Play-CD										
Brown		0-0	0-0	0-0	0-0-0	0	0	0	0	0	0	6
CSUN		Did Not Play-CD										
at Boise State		Did Not Play-CD										
Wyoming		1-3	0-1	0-0	0-0-0	0	2	1	0	0	0	3
at Air Force		Did Not Play-CD										
New Mexico		0-0	0-0	0-0	0-0-0	0	0	0	0	0	0	2
at Fresno State		Did Not Play-CD										
UNLV		Did Not Play-CD										
Air Force		0-1	0-1	0-0	0-0-0	0	0	0	0	0	0	2
at San José State		Did Not Play-CD										
at New Mexico		Did Not Play-CD										
Utah State		Did Not Play-CD										
at Colorado State		Did Not Play-CD										
Boise State		Did Not Play-CD										
(6/6) Nevada		Did Not Play-CD										
at UNLV		Did Not Play-CD										
at Utah State		Did Not Play-CD										
San José State		2-2	1-1	0-0	0-0-0	0	5	1	0	0	0	4
Fresno State	*	0-0	0-0	0-0	0-1-1	0	0	0	0	0	0	0
at Nevada												

MISCELLANEOUS STATS / SAN DIEGO STATE RECORD

Category	2018-19 Season Games	SDSU W/L	Career Games	SDSU W/L
Double-Figure Scoring	0	0-0	0	0-0
Led SDSU in Scoring	0	0-0	0	0-0
Led SDSU in Rebounding	0	0-0	0	0-0
Led SDSU in Assists	0	0-0	0	0-0
Multiple Steals	0	0-0	0	0-0
One Turnover or Less	11	8-3	22	18-4

Consecutive Games	Current	Long
Consecutive Games Played	2	5
Without Fouling Out	22	22
Scoring A Point	0	1
One Turnover or Less	22	22

▶ SOHIKISH CAREER STATISTICS

Year	G-GS	Min.-Avg.	FG-FGA	Pct.	3P-3PA	Pct.	FT-FTA	Pct.	OR	DR	Reb	Avg.	PF-D	AT	TO	BS	ST	Pts	Avg.
17-18	11-0	27-2.5	3-9	.333	0-4	.000	2-4	.500	0	2	2	0.2	3-0	2	2	0	2	8	0.7
18-19	11-1	36-3.3	3-8	.375	1-4	.250	2-2	1.000	0	2	2	0.2	4-0	5	1	0	2	9	0.8
Totals	**22-1**	**63-2.9**	**6-17**	**.353**	**1-8**	**.125**	**4-6**	**.667**	**0**	**4**	**4**	**0.2**	**7-0**	**7**	**3**	**0**	**4**	**17**	**0.8**

SEASON / CAREER HIGHS

Points
Season 30 vs. UNLV (1-26-19)
Career 30 vs. UNLV (1-26-19)

Rebounds
Season 15 at Illinois State (12-1-18)
Career 15 at Illinois State (12-1-18)

Assists
Season 5 at California (12-8-18)
5 vs. Arkansas-Pine Bluff (11-6-18)
Career 5 at California (12-8-18)
5 vs. Arkansas-Pine Bluff (11-6-18)

Field Goals
Season 11 at New Mexico (2-5-19)
Career 11 at New Mexico (2-5-19)

Field Goals Attempted
Season 20 vs. Boise State (2-16-19)
Career 20 vs. Boise State (2-16-19)

Three-Point Field Goals
Season 3 vs. Utah State (2-9-19)
3 vs. Xavier (11-20-18)
Career 3 vs. Utah State (2-9-19)
3 vs. Xavier (11-20-18)

Three-Point FG Attempted
Season 5 vs. Utah State (2-9-19)
5 vs. Xavier (11-20-18)
Career 5 vs. Utah State (2-9-19)
5 vs. Xavier (11-20-18)

Free Throws
Season 10 vs. UNLV (1-26-19)
Career 10 vs. UNLV (1-26-19)
10 at San José State (2-24-18)

Free Throws Attempted
Season 12 vs. UNLV (1-26-19)
Career 12 vs. UNLV (1-26-19)
12 vs. Houston (3-15-18)

Steals
Season 5 vs. UNLV (1-26-19)
Career 5 vs. UNLV (1-26-19)

Blocked Shots
Season 3 vs. Xavier (11-20-18)
Career 3 vs. Xavier (11-20-18)
3 at San José State (2-24-18)

Minutes Played
Season 39 at Illinois State (12-1-18)
Career 39 at Illinois State (12-1-18)

5 • JALEN MCDANIELS

FORWARD • 6-10 • 195 • SOPHOMORE - 1L
FEDERAL WAY, WASH. (FEDERAL WAY HIGH)

Big Notes
- Had six straight double-doubles (20.7 ppg, 11.3 rpg) from Jan. 8-30, the longest streak at San Diego State in the last 23 years (since 1996-97).
- 1 of 8 players in the country to average at least 16.4 points, 8.2 rebounds, 2.2 assists and 1.1 steals per game, while shooting at least 47.5 percent from the field.
- Over the last 19 games is averaging 17.8 points (338 total) and 8.8 rebounds (167 total), while shooting 49.3 percent from the floor (137-for-278).

San Diego State Career Rankings (top 25)
- 6th in efficiency average (16.7), 10th in rebounds per game (7.8), 14th in field goal percentage (.515)

San Diego State Season Rankings (top 25)
- 14th in efficiency average (17.7), 16th in efficiency points (532), 16th in total points-rebounds-assists (802), 18th in point-rebound-assist average (26.7), 8th in field goal attempts (405)

Mountain West Rankings (top 10)
- 3rd in two-point field goal percentage (.512), 4th in field goals made (193), 4th in field goal attempts (405), 4th in field goal percentage (.477), T-5th in double-doubles (9), 6th in total points (491), 6th in PAR (points-assists-rebounds) per game (26.7), 7th in total rebounds (245), 7th in points per game (16.4), 8th in rebounds per game (8.2), 8th in defensive rebounds per game (6.1), 8th in free-throw made (84), 10th in free-throw attempts (114)

Quick Hits
- Tested the NBA waters last year, ultimately pulling his name from the draft on the last day.
- 1 of 4 freshmen in the country last season to average 10.5 points, 7.5 rebounds and shoot 58 percent or better from the field.
- Had a team-high nine double-doubles last season as a redshirt freshman.
- Averaged 10.7 points, 8.0 rebounds and 2.0 assists, and shot 60.0 percent from the floor and 80.0 percent from the free-throw line at the 2018 MW tournament.
- Has been named the MW Player of the Week three times for his career (twice this year).
- Posted two double-digit rebounding performances in the first nine games of his career. It was the most by an Aztec freshman since Kawhi Leonard had three in the first nine games of his career back in 2009-10.
- Is averaging 16.4 points and 8.2 rebounds over his last 31 games (509 points, 254 rebounds).

Season Highlights
- Became the first SDSU player to win the MW Player-of-the-Week award in consecutive weeks (Jan. 21 and Jan. 28).
- Has eight 20-point games this season and nine double-doubles.
- Had a big opening night against Arkansas Pine-Bluff, scoring 15 points to go along with nine rebounds, a career-high five assists and three steals.
- Averaged 15.7 points, 6.7 rebounds and 1.7 blocks at the Maui Jim Maui Invitational... Scored a career-high 26 points (9-14 FG, 3-5 3FG, 5-8 FT) with eight rebounds and a career-high-tying three blocked shots in SDSU's 19-point come-from-behind victory vs. Xavier... Made a career-high 3 three-pointers in the Xavier game after entering the game with just six for his career.
- Had his first double-double of 2018-19 with 12 points and 15 boards at Illinois State.
- Recorded 20 points, six rebounds and five assists at California.
- Had 19 points, six rebounds, two blocked shots, two assists and three steals against Brown, making 2 of his 3 three-point attempts... After going 0-for-5 for two points in the first half, was 7-for-9 for 17 points in the second half.
- Had 20 points, 13 rebounds, two assists and two steals against CSUN, making 9 of 13 attempts from the field.
- Recorded 22 points, 12 rebounds and 2 steals against Wyoming.
- Had another double-double at Air Force with 18 points and 11 rebounds.
- Registered 24 points, 11 rebounds and four assists against New Mexico, scoring 17 of his 24 in the second half... Became just the third Aztec since 1996-97 to record at least 24 points, 11 rebounds and 4 assists in the same game (also Jamaal Franklin (twice) and Randy Holcomb (once)).
- Had 19 points and 10 rebounds at Fresno State.
- Had a monster game vs. UNLV, recording a career-high 30 points, 13 rebounds, five steals and four assists, becoming just the sixth player in the last 23 years in the country to post that line and first since LSU's Ben Simmons on Dec. 2, 2015 (Simmons went onto be the No. 1 pick in the 2016 NBA Draft).
- Recorded 11 points and 11 rebounds for his sixth straight game with a double-double, the longest streak by an Aztec in the Mountain West era (since 1999-00).
- Had 22 points and nine rebounds at San José State.
- Registered 25 points and nine rebounds at New Mexico.
- Posted his ninth double-double of the season with 18 points and 12 rebounds at Colorado State.

2018-19 GAME-BY-GAME STATISTICS

Opponent	GS	FG	3FG	FT	O-D-R	PF	TP	A	TO	B	S	MP
Arkansas-Pine Bluff	*	5-11	1-2	4-6	4-5-9	3	15	5	1	0	3	27
Texas Southern	*	5-12	1-2	3-4	2-7-9	4	14	1	3	0	3	23
vs. (1/1) Duke	*	3-9	0-0	5-7	1-4-5	3	11	3	3	2	0	30
vs. Xavier	*	9-14	3-5	5-8	2-6-8	2	26	1	3	3	0	36
vs. Iowa State	*	5-14	0-3	0-1	2-5-7	4	10	1	1	0	0	27
Jackson State	*	6-10	0-2	2-2	1-2-3	2	14	4	7	0	1	26
at Illinois State	*	6-14	0-2	0-1	5-10-15	3	12	2	1	0	1	39
San Diego	*	3-9	0-3	6-8	1-7-8	5	12	2	4	0	0	29
at California	*	7-13	0-1	6-6	2-4-6	1	20	5	1	0	1	37
Cal State Dominguez Hills	*	5-13	2-3	1-2	2-4-6	1	13	4	0	0	0	22
Brigham Young	*	2-8	0-3	2-4	0-2-2	4	6	3	1	0	1	22
Brown	*	7-14	2-3	3-4	0-6-6	2	19	2	3	2	3	32
CSUN	*	9-13	1-2	1-2	2-11-13	2	20	2	4	0	2	35
at Boise State	*	6-13	0-2	2-2	3-2-5	5	14	1	2	0	1	28
Wyoming	*	8-14	0-1	6-7	2-10-12	1	22	1	3	1	2	33
at Air Force	*	8-15	0-1	2-3	1-10-11	1	18	0	4	0	1	33
New Mexico	*	10-19	0-0	4-4	5-6-11	2	24	4	1	1	0	30
at Fresno State	*	8-12	0-1	3-4	4-6-10	3	19	2	1	0	1	29
UNLV	*	9-15	2-3	10-12	2-11-13	4	30	4	1	0	5	37
Air Force	*	5-16	1-3	0-0	2-9-11	2	11	4	4	1	1	34
at San José State	*	10-18	2-4	0-0	2-7-9	2	22	1	1	0	1	33
at New Mexico	*	11-19	1-1	2-2	5-4-9	3	25	1	3	1	0	34
Utah State	*	6-13	3-5	1-2	1-6-7	2	16	3	2	0	1	36
at Colorado State	*	7-13	1-4	3-4	3-9-12	4	18	1	6	0	1	31
Boise State	*	9-20	0-4	0-0	4-3-7	3	18	1	4	0	3	36
Nevada	*	4-15	0-2	2-3	0-6-6	5	10	1	3	1	0	37
at UNLV	*	7-17	0-1	2-4	1-4-5	1	16	1	1	0	0	34
at Utah State	*	3-10	0-2	1-2	0-4-4	3	7	1	1	0	0	22
San José State	*	6-12	1-3	0-1	1-8-9	3	13	3	3	1	1	30
Fresno State	*	4-10	0-1	8-9	2-5-7	2	16	2	2	0	0	36
at Nevada												

MISCELLANEOUS STATS / SAN DIEGO STATE RECORD

Category	2018-19 Season Games	SDSU W/L	Career Games	SDSU W/L
Double-Figure Scoring	28	18-10	48	33-15
15-Point Games	17	11-6	27	19-8
20-Point Games	8	6-2	8	6-2
30-Point Games	1	1-0	1	1-0
Double-Doubles	9	7-2	18	15-3
10-Rebounding Games	9	7-2	20	16-4
15-Rebounding Games	1	1-0	1	1-0
Led SDSU in Scoring	12	6-6	21	13-8
Led SDSU in Rebounding	20	11-9	38	27-11
Led SDSU in Assists	5	4-1	5	4-1

Consecutive Games	Current	Long
Double-Doubles	0	6
Double-Figure Scoring	2	16
Double-Figure Rebounding	0	5
Consecutive Games Played	63	63
Without Fouling Out	4	24
One Turnover or Less	0	11
With a Three-Pointer	0	6

▶ MCDANIELS CAREER STATISTICS

Year	G-GS	Min.-Avg.	FG-FGA	Pct.	3P-3PA	Pct.	FT-FTA	Pct.	OR	DR	Reb	Avg.	PF-D	AT	TO	BS	ST	Pts	Avg.
17-18	33-21	815-24.7	126-215	.586	4-19	.211	89-113	.788	74	174	248	7.5	77-1	29	36	19	27	345	10.5
18-19	30-30	938-31.3	193-405	.477	21-69	.304	84-114	.737	62	183	245	8.2	82-3	66	74	13	33	491	16.4
Totals	**63-51**	**1,753-27.8**	**319-620**	**.515**	**25-88**	**.284**	**173-227**	**.762**	**136**	**357**	**493**	**7.8**	**159-4**	**95**	**110**	**32**	**60**	**836**	**13.3**

SEASON / CAREER HIGHS

Points
Season 22 vs. Brigham Young (12-22-18)
Career 31 vs. Eastern Illinois (11-20-17)

Rebounds
Season 9 vs. Nevada (2-20-19)
Career 9 vs. Nevada (2-20-19)
9 vs. Washington State (11-26-17)

Assists
Season 9 vs. New Mexico (1-15-19)
Career 9 vs. New Mexico (1-15-19)

Field Goals
Season 9 vs. Brigham Young (12-22-18)
Career 10 vs. Eastern Illinois (11-20-17)

Field Goals Attempted
Season 14 vs. Texas Southern (11-14-18)
Career 14 vs. Texas Southern (11-14-18)
14 vs. Eastern Illinois (11-20-17)

Three-Point Field Goals
Season 4 vs. Wyoming (1-8-19)
Career 7 vs. Eastern Illinois (11-20-17)

Three-Point FG Attempted
Season 6 vs. San José State (3-2-19)
6 vs. CS Dominguez Hills (12-12-18)
6 vs. Jackson State (11-27-18)
Career 11 vs. Eastern Illinois (11-20-17)

Free Throws
Season 8 vs. San Diego (12-5-18)
Career 8 vs. San Diego (12-5-18)

Free Throws Attempted
Season 10 vs. San Diego (12-5-18)
Career 10 vs. San Diego (12-5-18)

Steals
Season 2 vs. Utah State (2-9-19)
2 at New Mexico (2-5-19)
2 at San José State (2-2-19)
2 vs. UNLV (1-26-19)
2 vs. CSUN (1-1-19)
Career 3 vs. Nevada (3-9-18)
3 vs. Boise State (2-27-18)
3 vs. UNLV (2-17-18)
3 vs. Eastern Illinois (11-20-17)

Blocked Shots
Season 1 vs. San José State (3-2-19)
1 at Utah State (2-26-19)
1 vs. Boise State (2-16-19)
1 vs. UNLV (1-26-19)
1 vs. Jackson State (11-27-18)
1 vs. Xavier (11-20-18)
Career 3 vs. Air Force (2-3-18)

Minutes Played
Season 36 vs. Brigham Young (12-22-18)
Career 36 vs. Brigham Young (12-22-18)
36 vs. Gonzaga (12-21-17)

11 • MATT MITCHELL

FORWARD • 6-6 • 240 • SOPHOMORE - 1L
RIVERSIDE, CALIF. (ROOSEVELT HIGH)

Quick Hits

- Started 32 games as a true freshman, including 31 straight to end the year.
- Tied Devin Watson for the team lead in three-point field goals (49) last season.
- Last 39 games: 138-313 FG (44.1 percent).
- Has made 174 of his last 386 field-goal attempts (45.1 percent) over his last 48 games and 113-for-208 from two-point range (54.3 percent).
- Made at least one three-point field goal in 45 of his last 60 games.
- Entered the Eastern Illinois game (Nov. 20, 2017) having made just two of his first 18 shots (0-10 3FG) on the season before going for 31 points (10-14 FG, 7-11 3FG) in 29 minutes.

Season Highlights

- Has reached double digits in scoring in 15 of the team's 30 games this season and at least nine points in 17 of 30 games.
- Has four 20-point games on the season (SDSU is 4-0) and six for his career (6-0).
- Has at least one three-pointer in 21 of 30 games this year and multiple three-pointers in nine games.
- This season, SDSU is 13-4 when he scores at least nine points (26-12 in career) and 6-0 when he reaches 15 points (11-1 career).
- Had 10 points, five rebounds and four assists in the opener against Arkansas Pine-Bluff, knocking down a pair of three-pointers.
- Led the team in scoring with 21 points, five rebounds and three assists vs. Texas Southern in just 22 minutes.
- Averaged 11.3 points per game while making 13 of 14 free-throws (.929) at the Maui Jim Maui Invitational... Led the team with 14 points, while adding six rebounds, against Iowa State in the fifth-place game.
- Had a game-high-tying 15 points with six rebounds and three assists vs. Jackson State, making 3 of 6 three-pointers.
- Scored 13 points against San Diego, buoyed by an 8-for-10 outing from the free-throw line... Both the eight made free-throws and 10 attempts were career highs.
- Had a game-high 20 points vs. Cal State Dominguez Hills, going 8-for-13 from the field (3-for-6 from three-point range), in just 23 minutes of action.
- Followed with 22 points against Brigham Young, making 9 of 12 shots from the floor, including 3 of 4 three-point attempts... Recorded his second straight 20-point game for the first time of his career.
- Recorded 20 points, six rebounds, three asissts and a steal vs. Wyoming, knocking down all four of his three-point attempts... Became the only Aztec since at least 1996-97 to post at least 20 points, six rebounds, three assists and make all of his three-point attempts (min. 4) in the same game.
- Had a career-high nine assists, while adding five points and five rebounds, vs. New Mexico.
- Came up with 11 points, five rebounds, three assists, two steals and a block vs. UNLV after recording just 14 points over his previous three games.
- Had 13 points and seven rebounds against Boise State.
- Registered eight points and a season-high nine rebounds vs. No. 6/6 Nevada.
- Had 15 points and five rebounds at UNLV, making all seven of his free-throw attempts.

2018-19 GAME-BY-GAME STATISTICS

Opponent	GS	FG	3FG	FT	O-D-R	PF	TP	A	TO	B	S	MP
Arkansas-Pine Bluff	*	3-9	2-5	2-2	1-4-5	1	10	4	4	0	1	29
Texas Southern	*	7-14	1-5	6-9	0-5-5	1	21	3	1	0	1	22
vs. (1/1) Duke	*	3-9	0-4	5-6	1-2-3	4	11	0	2	0	1	27
vs. Xavier	*	3-5	1-3	2-2	0-1-1	3	9	1	1	1	0	15
vs. Iowa State	*	3-7	2-4	6-6	1-5-6	2	14	0	1	0	1	28
Jackson State	*	5-10	3-6	2-2	2-4-6	0	15	3	1	1	1	25
at Illinois State	*	3-9	0-4	3-7	1-1-2	4	9	1	2	0	1	20
San Diego	*	2-4	1-1	8-10	1-3-4	5	13	3	1	0	0	35
at California	*	3-9	1-4	0-0	1-3-4	4	7	3	3	0	0	23
Cal State Dominguez Hills	*	8-13	3-6	1-2	1-3-4	2	20	2	0	0	0	23
Brigham Young	*	9-12	3-4	1-3	0-2-2	2	22	2	0	0	0	36
Brown	*	3-8	0-3	2-4	0-1-1	2	8	1	3	0	0	27
CSUN	*	2-7	0-2	2-2	1-4-5	4	6	2	2	0	2	17
at Boise State	*	3-5	0-1	0-0	0-2-2	5	6	1	2	0	0	13
Wyoming	*	7-11	4-4	2-2	0-6-6	5	20	3	2	0	1	26
at Air Force	*	2-7	0-2	1-1	0-2-2	1	5	1	3	0	1	32
New Mexico	*	2-6	1-4	0-0	0-5-5	3	5	9	3	0	0	30
at Fresno State	*	2-8	0-5	0-0	0-4-4	2	4	0	1	0	0	34
UNLV	*	4-8	0-2	3-4	2-3-5	4	11	3	3	1	2	33
Air Force	*	4-9	3-6	0-0	0-3-3	3	11	1	2	0	1	27
at San José State	*	1-6	1-5	2-2	0-3-3	3	5	3	2	0	2	29
at New Mexico	*	2-7	1-2	0-0	0-2-2	3	5	1	2	0	2	17
Utah State	*	4-11	1-4	1-1	1-3-4	3	10	2	3	0	2	25
at Colorado State	*	1-4	0-2	1-2	0-4-4	1	3	1	2	0	0	27
Boise State	*	3-11	1-5	6-6	2-5-7	2	13	3	1	1	1	32
(6/6) Nevada	*	3-9	1-4	1-2	1-8-9	2	8	0	4	0	1	35
at UNLV	*	3-6	2-4	7-7	1-4-5	4	15	0	0	0	0	25
at Utah State	*	4-8	3-4	1-1	0-3-3	4	12	0	4	1	0	22
San José State	*	2-9	1-6	3-3	1-2-3	2	8	3	2	1	1	28
Fresno State		2-5	1-2	1-2	0-7-7	5	6	1	0	0	0	19
at Nevada												

MISCELLANEOUS STATS / SAN DIEGO STATE RECORD

Category	2018-19 Season Games	SDSU W/L	Career Games	SDSU W/L
Double-Figure Scoring	15	11-4	35	23-12
15-Point Games	6	6-0	12	11-1
20-Point Games	4	4-0	6	6-0
Led SDSU in Scoring	4	3-1	10	7-3
Led SDSU in Rebounding	2	1-1	5	2-3
Led SDSU in Assists	2	1-1	5	2-3
Multiple Steals	5	4-1	15	13-2
One Turnover or Less	9	6-3	19	12-7

Consecutive Games	Current	Long
Double-Figure Scoring	0	5
Consecutive Games Played	63	63
Without Fouling Out	0	14
With A Steal	0	9
One Turnover or Less	1	3

▶ MITCHELL CAREER STATISTICS

Year	G-GS	Min.-Avg.	FG-FGA	Pct.	3P-3PA	Pct.	FT-FTA	Pct.	OR	DR	Reb	Avg.	PF-D	AT	TO	BS	ST	Pts	Avg.
17-18	33-32	874-26.5	116-258	.450	49-137	.358	65-85	.765	24	107	131	4.0	82-3	57	66	8	36	346	10.5
18-19	30-29	781-26.0	103-246	.419	37-113	.327	69-88	.784	18	104	122	4.1	86-4	57	57	6	22	312	10.4
Totals	**63-61**	**1,655-26.3**	**219-504**	**.435**	**86-250**	**.344**	**134-173**	**.775**	**42**	**211**	**253**	**4.0**	**168-7**	**114**	**123**	**14**	**58**	**658**	**10.4**

CAREER HIGHS

Points
Career

Rebounds
Career

Assists
Career

Field Goals
Career

Field Goals Attempted
Career

Three-Point Field Goals
Career

Three-Point FG Attempted
Career

Free Throws
Career

Free Throws Attempted
Career

Steals
Career

Blocked Shots
Career

Minutes Played
Career



13 • CALEB GIORDANO

GUARD • 6-3 • 190 • SOPHOMORE - TR
LA MESA, CALIF. (GREAT OAK HIGH/SAN DIEGO MIRAMAR COLLEGE)

Quick Hits

- Spent one season at San Diego Miramar College, playing in 28 games with 14 starts.
- Averaged 9.1 points, 2.8 rebounds and 1.3 assists at San Diego Miramar College.
- Reached double figures in scoring 11 times with a season-high 24 points coming against West LA College.

Season Highlights

- Has not dressed for a game this season.

2018-19 GAME-BY-GAME STATISTICS

Opponent	GS	FG	3FG	FT	O-D-R	PF	TP	A	TO	B	S	MP
Arkansas-Pine Bluff		Did Not Dress										
Texas Southern		Did Not Dress										
vs. (1/1) Duke		Did Not Dress										
vs. Xavier		Did Not Dress										
vs. Iowa State		Did Not Dress										
Jackson State		Did Not Dress										
at Illinois State		Did Not Dress										
San Diego		Did Not Dress										
at California		Did Not Dress										
Cal State Dominguez Hills		Did Not Dress										
Brigham Young		Did Not Dress										
Brown		Did Not Dress										
CSUN		Did Not Dress										
at Boise State		Did Not Dress										
Wyoming		Did Not Dress										
at Air Force		Did Not Dress										
New Mexico		Did Not Dress										
at Fresno State		Did Not Dress										
UNLV		Did Not Dress										
Air Force		Did Not Dress										
at San José State		Did Not Dress										
at New Mexico		Did Not Dress										
Utah State		Did Not Dress										
at Colorado State		Did Not Dress										
Boise State		Did Not Dress										
(6/6) Nevada		Did Not Dress										
at UNLV		Did Not Dress										
at Utah State		Did Not Dress										
San José State		Did Not Dress										
Fresno State		Did Not Dress										
at Nevada												

MISCELLANEOUS STATS / SAN DIEGO STATE RECORD

Category	2018-19 Season Games	SDSU W/L
Double-Figure Scoring	0	0-0
15-Point Games	0	0-0
Led SDSU in Scoring	0	0-0
Led SDSU in Rebounding	0	0-0
Led SDSU in Assists	0	0-0
Multiple Steals	0	0-0
One Turnover or Less	0	0-0
Consecutive Games	**Current**	**Long**
Consecutive Games Played	0	0
Without Fouling Out	0	0
Scoring A Poin	0	0
With A Steal	0	0
One Turnover or Less	0	0

▶ GIORDANO CAREER STATISTICS

Year	G-GS	Min.-Avg.	FG-FGA	Pct.	3P-3PA	Pct.	FT-FTA	Pct.	OR	DR	Reb	Avg.	PF-D	AT	TO	BS	ST	Pts	Avg.
18-19																			

SEASON / CAREER HIGHS

Points
Season 16 vs. Texas Southern (11-14-18)
Career 16 vs. Texas Southern (11-14-18)

Rebounds
Season 8 vs. Brigham Young (12-22-18)
Career 8 vs. Brigham Young (12-22-18)

Assists
Season 3 vs. Fresno State (3-6-19)
3 vs. CSUN (1-1-19)
Career 3 vs. Fresno State (3-6-19)
3 vs. CSUN (1-1-19)

Field Goals
Season 5 at Utah State (2-26-19)
5 vs. Jackson State (11-27-18)
5 vs. Xavier (11-20-18)
Career 5 at Utah State (2-26-19)
5 vs. Jackson State (11-27-18)
5 vs. Xavier (11-20-18)
5 vs. Wyoming (2-14-18)

Field Goals Attempted
Season 8 vs. San José State (3-2-19)
Career 8 vs. San José State (3-2-19)

Three-Point Field Goals
Season 4 vs. San José State (3-2-19)
4 vs. Brigham Young (12-22-18)
4 at California (12-8-18)
Career 4 vs. San José State (3-2-19)
4 vs. Brigham Young (12-22-18)
4 at California (12-8-18)
4 vs. Wyoming (2-14-18)

Three-Point FG Attempted
Season 8 vs. San José State (3-2-19)
Career 8 vs. San José State (3-2-19)

Free Throws
Season 7 vs. Texas Southern (11-14-18)
Career 7 vs. Texas Southern (11-14-18)

Free Throws Attempted
Season 7 vs. Texas Southern (11-14-18)
Career 7 vs. Texas Southern (11-14-18)

Steals
Season 4 vs. Jackson State (11-27-18)
Career 4 vs. Jackson State (11-27-18)

Blocked Shots
Season 1 vs. San José State (3-2-19)
1 at New Mexico (2-5-19)
1 vs. Brown (12-29-18)
1 vs. Texas Southern (11-14-18)
Career 1 - seven times

Minutes Played
Season 37 at California (12-8-18)
Career 37 at California (12-8-18)

20 • JORDAN SCHAKEL

GUARD • 6-6 • 200 • SOPHOMORE - 1L
TORRANCE, CALIF. (BISHOP MONTGOMERY HIGH)

Big Notes
- Among active DI players, ranks 10th in fewest turnovers per 40 minutes (0.89, min. 1,030 minutes).
- Has 199 points this season (in 24 games), 93 points more than he accumulated during his entire freshman season (33 games).
- Made his first 16 free-throw attempts on the season and has made 33 of 39 overall (.846).
- Since returning from injury to play against No. 6/6 Nevada on Feb. 20 (five games), is averaging 9.4 points and 4.8 rebounds, while shooting 57.1 percent from the field (16-for-28), 56.5 percent from three-point range (13-for-23) and 100 percent from the free-throw line (2-for-2).

San Diego State Career Rankings (top 25)
- 3rd in three-point field goal percentage (.406), 10th in free-throw percentage (.793)

San Diego State Season Rankings (top 25)
- 6th in three-point field goal percentage (.454)

Quick Hits
- One of four players to see action in all 34 games last season.
- Made 30 three-pointers in 34 games last season.
- Has just 23 turnovers in 1,032 minutes for his career (0.89 turnovers per 40 minutes).
- Had one turnover or less in 36 straight games (584 minutes), before committing two vs. Brigham Young on Dec. 22, 2018.
- Out of 57 career games, he has committed more than one turnover just three times (all were two turnovers apiece).

Season Highlights
- Has nine double-figure scoring outings in 24 games this year after recording just one last season in 33 games.
- Earned his first career start in the opener against Arkansas-Pine Bluff, recording seven points, five rebounds, two assists and a steal in a then career-high 28 minutes, going 4-for-4 from the free-throw line.
- Followed with a career-high 16 points and seven rebounds in 25 minutes against Texas Southern... Became just the second Aztec to record at least 3 three-pointers, 7 rebounds and a perfect outing from the free-throw line (7-for-7) since the 1996-97 season (also Jamaal Franklin on March 16, 2012 vs. North Carolina State in the NCAA Tournament).
- Averaged 8.7 points and 3.3 rebounds per game at the Maui Jim Maui Invitational, making 6-of-14 three-pointers (.429)... His best game was against Xavier, when he scored 13 points to go along with five rebounds, going 5-for-7 from the field and 3-for-5 from three-point range.
- Came up with 15 points (5-for-6 FG, 2-for-3 3FG, 3-for-4 FT) and a career-high four steals against Jackson State (had two steals entering the game in his first 132 minutes of the season)... Missed his final free-throw attempt after making his first three, snapping his streak of 16 straight makes to start the season.
- Pumped in 14 points at California, going 4-for-5 from three-point range.
- Had 12 points and a career-high eight rebounds against Brigham Young, making 4 of 6 three-point attempts ... Led the team in rebounding for the second time of his career (out of 44 career games)... Committed a season-high two turnovers, snapping his streak of games with one turnover or less at 37 games.
- Came up with 14 points, seven rebounds, two assists and a steal vs. Wyoming.
- Came off the bench for the first time of the season against New Mexico and responded with 10 points, all in the second half, in just 15 minutes.
- Only played six minutes at Fresno State because of an injury.
- Subsequently missed the following game against UNLV with the injury, the first missed game of his career... Had played each of the first 51 games of his career prior to the injury.
- Also missed the next two games with Air Force and at San José State.
- Returned to play at New Mexico on Feb. 5 (first game since Jan. 22), scoring two points with a blocked shot and a steal in 18 minutes off the bench.
- Missed the next three games (vs. Utah State, at Colorado State and vs. Boise State) because of an injury.
- Returned to play 13 minutes against No. 6/6 Nevada, making two key three-pointers.
- Came off the bench to nail three 3-pointers at UNLV.
- Was 5-for-6 from the field (3-for-4 from three-point range) for a team-high 15 points in 23 minutes at Utah State.
- Had 12 points and six rebounds vs. San José State, making 4 of 8 three-point attempts.

2018-19 GAME-BY-GAME STATISTICS

Opponent	GS	FG	3FG	FT	O-D-R	PF	TP	A	TO	B	S	MP
Arkansas-Pine Bluff	*	1-6	1-4	4-4	1-4-5	1	7	2	1	0	1	28
Texas Southern	*	3-4	3-3	7-7	2-5-7	3	16	0	0	1	1	25
vs. (1/1) Duke	*	1-5	1-4	2-2	2-2-4	4	5	1	1	0	0	26
vs. Xavier	*	5-7	3-5	0-0	0-5-5	5	13	1	1	0	0	31
vs. Iowa State	*	3-6	2-5	0-0	0-1-1	4	8	2	1	0	0	22
Jackson State	*	5-6	2-3	3-4	1-1-2	3	15	1	1	0	4	26
at Illinois State	*	1-3	1-2	0-0	0-7-7	5	3	0	0	0	0	25
San Diego	*	0-3	0-2	2-2	1-3-4	5	2	1	0	0	0	14
at California	*	4-6	4-5	2-2	0-2-2	4	14	1	1	0	0	37
Cal State Dominguez Hills	*	3-7	1-4	0-0	1-6-7	4	7	2	1	0	0	21
Brigham Young	*	4-7	4-6	0-0	3-5-8	2	12	2	2	0	1	35
Brown	*	2-5	2-4	3-4	0-3-3	1	9	2	1	1	2	28
CSUN	*	1-6	1-6	0-0	2-2-4	2	3	3	0	0	1	25
at Boise State	*	2-6	1-5	3-4	1-1-2	5	8	2	0	0	1	20
Wyoming	*	4-7	2-5	4-6	0-7-7	4	14	2	1	0	1	32
at Air Force	*	1-7	1-5	1-2	1-2-3	2	4	0	0	0	3	32
New Mexico		4-7	2-4	0-0	0-0-0	2	10	1	0	0	1	15
at Fresno State		0-2	0-2	0-0	0-0-0	2	0	0	0	0	0	6
UNLV		Did Not Play-Injury										
Air Force		Did Not Play-Injury										
at San José State		Did Not Play-Injury										
at New Mexico		1-1	0-0	0-0	0-0-0	3	2	0	0	1	1	18
Utah State		Did Not Play-Injury										
at Colorado State		Did Not Play-Injury										
Boise State		Did Not Play-Injury										
(6/6) Nevada		2-3	2-2	0-0	1-2-3	3	6	0	0	0	2	13
at UNLV		3-6	3-6	0-0	0-6-6	3	9	0	0	0	1	28
at Utah State		5-6	3-4	2-2	1-2-3	2	15	1	1	0	0	23
San José State		4-8	4-8	0-0	0-6-6	2	12	1	0	1	1	27
Fresno State		2-5	1-3	00	1-5-6	2	5	3	2	0	1	20
at Nevada												

MISCELLANEOUS STATS / SAN DIEGO STATE RECORD

Category	2018-19 Season Games	SDSU W/L	Career Games	SDSU W/L
Double-Figure Scoring	9	7-2	10	8-2
15-Point Games	3	2-1	3	2-1
Led SDSU in Scoring	2	1-1	2	1-1
Led SDSU in Rebounding	3	3-0	3	3-0
Led SDSU in Assists	2	0-2	2	0-2
Multiple Three-Pointers	13	9-4	21	14-7
One Turnover or Less	20	11-9	52	33-19

Consecutive Games	Current	Long
Consecutive Games Played	5	51
Without Fouling Out	10	18
Scoring A Point	6	20
At Least One Three-Pointer	5	9
One Turnover or Less	0	36

▶ SCHAKEL CAREER STATISTICS

Year	G-GS	Min.-Avg.	FG-FGA	Pct.	3P-3PA	Pct.	FT-FTA	Pct.	OR	DR	Reb	Avg.	PF-D	AT	TO	BS	ST	Pts	Avg.
17-18	33-0	455-13.8	33-100	.330	27-78	.346	13-19	.684	18	50	68	2.1	66-1	19	9	3	12	106	3.2
18-19	24-16	577-24.0	61-129	.473	44-97	.454	33-39	.846	18	77	95	4.0	73-4	28	14	4	22	199	8.3
Totals	**57-16**	**1,032-18.1**	**94-229**	**.410**	**71-175**	**.406**	**46-58**	**.793**	**36**	**127**	**163**	**2.9**	**139-5**	**47**	**23**	**7**	**34**	**305**	**5.4**

CAREER HIGHS

Points
Season
Career 30 vs. Colorado (2-15-18)

Rebounds
Season
Career 9 vs. Montana State (11-11-16)

Assists
Season
Career 11 vs. Arizona (1-31-18)

Field Goals
Season
Career 11 vs. Colorado (2-15-18)
11 vs. Utah Valley (11-30-16)

Field Goals Attempted
Season
Career 21 vs. Stanford (1-11-18)
21 vs. Texas Southern (11-12-17)

Three-Point Field Goals
Season
Career 7 vs. Stanford (1-11-18)

Three-Point FG Attempted
Season
Career 15 vs. Stanford (1-11-18)

Free Throws
Season
Career 7 vs. Oregon (3-1-18)
7 vs. Texas Southern (11-12-17)

Free Throws Attempted
Season
Career 10 vs. Texas Southern (11-12-17)

Steals
Season
Career 4 vs. Oregon (3-1-18)

Blocked Shots
Season
Career 1 vs. IUPUI (12-16-17)
1 at Idaho (12-6-17)
1 vs. San José State (11-27-16)

Minutes Played
Season
Career 42 vs. Oregon (3-7-18)



22 • MALACHI FLYNN

GUARD • 6-2 • 180 • JUNIOR - TR
TACOMA, WASH. (BELLARMINE PREP/WASHINGTON STATE)

Quick Hits

- Pronounced MAL-uh-ky.
- Will sit out the 2018-19 campaign after transferring from Washington State.
- Is coming off his best season in Pullman, averaging career highs in scoring (15.8), rebounding (2.3), assists (4.3) and steals (1.6).
- An all-Pac-12 Freshman Team honorable mention selection in 2016-17.
- Named to the Pac-12 All-Academic Second Team in 2017-18.
- Made a team-leading 77 three-pointers (seventh in WSU single-season history) last year, the most by a Cougar since Klay Thompson set the school record with 98 in 2011.
- Posted the 11th-best free throw percentage in WSU single-season history (.846) in 2017-18.
- Named Most Valuable Player of the Wooden Legacy, averaging 18.6 points and shooting 12-of-24 from 3-point range in three games, including 24 in the championship win over San Diego State.
- Ended the season scoring in double figures in nine of the final 11 games.
- Had a career-high 30 points in a win over Colorado (2-15-18).
- Compiled 1,625 career points at Bellarmine Prep in Tacoma, Wash., ranking second in school history.
- His 743 points in his final year set a Bellarmine Prep single-season scoring record, breaking the mark set by current NBA player, Avery Bradley, in 2008.
- As a senior, was named the Washington state player of the year for all classifications by the Associated Press, as well as the AP's State 4A Player of the Year and to the AP's first team all-State.

MISCELLANEOUS STATS / SAN DIEGO STATE RECORD

Category	2018-19 Season Games	SDSU W/L	Career Games	Career SDSU W/L
Double-Figure Scoring	0	0-0	38	
Double-Doubles	0	0-0	1	
Led SDSU in Scoring	0	0-0	0	
Led SDSU in Rebounding	0	0-0	0	
Led SDSU in Assists	0	0-0	0	
15+ Point Games	0	0-0	22	
20+ Point Games	0	0-0	12	
2+ Assist Games	0	0-0	51	

Consecutive Games	Current	Long
Double-Figure Scoring	1	6
With At Least 1 Assist	6	26
Played 30 or More Minutes	1	6

** - 38 double-digit scoring games came while at Washington State.*

▶ FLYNN CAREER STATISTICS

** - Washington State*

Year	G-GS	Min.-Avg.	FG-FGA	Pct.	3P-3PA	Pct.	FT-FTA	Pct.	OR	DR	Reb	Avg.	PF-D	AT	TO	BS	ST	Pts	Avg.
16-17*	31-31	1,027-33.1	104-263	.395	58-150	.387	36-49	.735	8	83	91	2.9	59-0	91	65	1	21	302	9.7
17-18*	31-30	1,035-33.4	162-392	.413	77-228	.338	88-104	.846	22	84	106	3.4	56-0	132	66	2	49	489	15.8
Totals	**62-61**	**2,062-33.3**	**266-655**	**.406**	**135-378**	**.357**	**124-153**	**.810**	**30**	**167**	**197**	**3.2**	**115-0**	**223**	**131**	**3**	**70**	**791**	**12.8**

CAREER HIGHS

Points
Career 4 vs. San José State (3-2-9)

Rebounds
Career 3 vs. Wyoming (1-8-19)
3 vs. CS Dominguez Hills (12-12-18)

Assists
Career 1 vs. Wyoming (1-8-19)
1 at Boise State (1-5-19)
1 vs. CS Dominguez Hills (12-12-18)
1 vs. Jackson State (11-27-18)

Field Goals
Career 1 vs. San José State (3-2-9)

Field Goals Attempted
Career 4 vs. CS Dominguez Hills (12-12-18)

Three-Point Field Goals
Career 1 vs. San José State (3-2-9)
1 vs. New Mexico (1-15-19)
1 vs. Wyoming (1-8-19)
1 vs. CS Dominguez Hills (12-12-18)
1 vs. Jackson State (11-27-18)
1 vs. Texas Southern (11-14-18)

Three-Point FG Attempted
Career 3 vs. CS Dominguez Hills (12-12-18)

Free Throws
Career 2 at New Mexico (2-5-19)

Free Throws Attempted
Career 2 vs. San José State (3-2-9)
2 at New Mexico (2-5-19)

Steals
Career 1 vs. Wyoming (1-8-19)

Blocked Shots
Career 2 vs. Jackson State (11-27-18)

Minutes Played
Career 7 vs. Wyoming (1-8-19)
7 vs. CS Dominguez Hills (12-12-18)



23 • ED CHANG

FORWARD • 6-8 • 215 • FRESHMAN - HS
PAPILLION, NEB. (GARFIELD HIGH (WASH.))

Quick Hits

- Was a two-time all-state selection in Nebraska who averaged 18.1 points, 7.7 rebounds, 4.0 blocked shots and 1.2 steals as junior for Papillion La Vista.
- During his junior campaign, he reached the 1,000-point mark for his career and led the Monarchs to a 2016-17 Class A runner-up finish.
- Averaged 15.9 points and 9.5 rebounds as a sophomore.
- Did not play his senior year after moving to Washington, but was the No. 1 player in the state of Nebraska at the time of his relocation.

Season Highlights

- Has played in 12 games for a total of 51 minutes, making 6 three-pointers and adding two blocks.
- 15 of his 16 field goal attempts this season have been from three-point range, where he is shooting 37.5 percent (6-for-16).
- After not playing against Arkansas-Pine Bluff, made his collegiate debut late vs. Texas Southern, making a three-pointer on his only shot attempt and adding a defensive rebound in three minutes of action.
- Had a three-pointer and his first two career blocks in five minutes vs. Jackson State.
- Recorded three points and three boards in seven minutes vs. Cal State Dominguez Hills.
- Tied career highs in numerous categories against Wyoming, including points (3), rebounds (3), assists (1), field goals (1), three-point field goals (1) and minutes (7).
- Made a three-pointer in two minutes of action vs. New Mexico.
- Attempted his first free-throws of the season at New Mexico, making both attempts in a minute of action.
- Had four points in six minutes vs. San José State, making a three-pointer and a free-throw.

2018-19 GAME-BY-GAME STATISTICS

Opponent	GS	FG	3FG	FT	O-D-R	PF	TP	A	TO	B	S	MP
Arkansas-Pine Bluff		Did Not Play-CD										
Texas Southern		1-1	1-1	0-0	0-1-1	0	3	0	0	0	0	3
vs. (1/1) Duke		0-0	0-0	0-0	0-0-0	0	0	0	0	0	0	4
vs. Xavier		Did Not Play-CD										
vs. Iowa State		0-1	0-1	0-0	0-0-0	0	0	0	0	0	0	3
Jackson State		1-2	1-2	0-0	0-0-0	0	3	1	1	2	0	5
at Illinois State		Did Not Play-CD										
San Diego		Did Not Play-CD										
at California		Did Not Play-CD										
Cal State Dominguez Hills		1-4	1-3	0-0	0-3-3	0	3	1	0	0	0	7
Brigham Young		Did Not Play-CD										
Brown		0-0	0-0	0-0	0-1-1	0	0	0	2	0	0	0
CSUN		Did Not Play-CD										
at Boise State		0-1	0-1	0-0	0-1-1	1	0	1	0	0	0	5
Wyoming		1-2	1-2	0-0	2-1-3	0	3	1	0	0	1	7
at Air Force		Did Not Play-CD										
New Mexico		1-2	1-2	0-0	0-0-0	0	3	0	0	0	0	2
at Fresno State		Did Not Play-CD										
UNLV		Did Not Play-CD										
Air Force		0-1	0-1	0-0	0-0-0	0	0	0	0	0	0	2
at San José State		Did Not Play-CD										
at New Mexico		0-0	0-0	2-2	0-0-0	0	2	0	0	0	0	1
Utah State		Did Not Play-CD										
at Colorado State		Did Not Play-CD										
Boise State		Did Not Play-CD										
(6/6) Nevada		Did Not Play-CD										
at UNLV		Did Not Play-CD										
at Utah State		Did Not Play-CD										
San José State		1-2	1-2	1-2	0-0-0	1	4	0	2	0	0	6
Fresno State		Did Not Play-CD										
at Nevada												

MISCELLANEOUS STATS / SAN DIEGO STATE RECORD

Category	2018-19 Season Games	SDSU W/L
Double-Figure Scoring	0	0-0
Led SDSU in Scoring	0	0-0
Led SDSU in Rebounding	0	0-0
Led SDSU in Assists	0	0-0
Multiple Three-Pointers	0	0-0
One Turnover or Less	10	6-4

Consecutive Games	Current	Long
Consecutive Games Played	0	2
Scoring A Point	2	2
One Turnover or Less	0	5

▶ CHANG CAREER STATISTICS

Year	G-GS	Min.-Avg.	FG-FGA	Pct.	3P-3PA	Pct.	FT-FTA	Pct.	OR	DR	Reb	Avg.	PF-D	AT	TO	BS	ST	Pts	Avg.
18-19	12-0	51-4.3	6-16	.375	6-15	.400	3-4	.750	2	7	9	0.8	2-0	4	5	2	1	21	1.8

SEASON / CAREER HIGHS

Points
Season 11 vs. Jackson State (11-27-18)
Career 18 vs. Wyoming (2-14-18)

Rebounds
Season 7 vs. CS Dominguez Hills (12-12-18)
Career 7 vs. CS Dominguez Hills (12-12-18)
7 vs. Washington State (11-26-17)
7 vs. SD Christian (11-10-17)

Assists
Season 3 vs. San José State (3-2-19)
Career 3 vs. San José State (3-2-19)

Field Goals
Season 4 vs. CS Dominguez Hills (12-12-18)
Career 8 vs. Wyoming (2-14-18)

Field Goals Attempted
Season 6 at Utah State (2-26-19)
6 at New Mexico (2-5-19)
6 vs. UNLV (1-26-19)
Career 10 vs. Wyoming (2-14-18)

Three-Point Field Goals
Season 1 at Utah State (2-26-19)
1 at Fresno State (1-22-19)
1 vs. Brigham Young (12-22-18)
1 vs. Jackson State (11-27-18)
Career 1 - 8 times

Three-Point FG Attempted
Season 3 at Utah State (2-26-19)
3 at Fresno State (1-22-19)
Career 3 at Utah State (2-26-19)
3 at Fresno State (1-22-19)

Free Throws
Season 4 vs. Jackson State (11-27-18)
Career 4 vs. Jackson State (11-27-18)
4 vs. Boise State (2-27-18)

Free Throws Attempted
Season 4 vs. Jackson State (11-27-18)
4 vs. Texas Southern (11-14-18)
Career 4 vs. Jackson State (11-27-18)
4 vs. Texas Southern (11-14-18)
4 vs. Boise State (2-27-18)
4 vs. Sacramento State (11-23-17)

Steals
Season 1 - seven times
Career 2 vs. Bradley (12-3-17)

Blocked Shots
Season 2 at Utah State (2-26-19)
Career 2 at Utah State (2-26-19)

Minutes Played
Season 28 at Fresno State (1-22-19)
Career 28 at Fresno State (1-22-19)

24 • NOLAN NARAIN

FORWARD • 6-10 • 230 • JUNIOR - 2L
HAMILTON, ONTARIO, CANADA (LA LUMIERE SCHOOL (IND.))

Big Note

- Has the eighth-best career field goal percentage (.556, min. 150 FGA) by an Aztec in the last 23 seasons (since 1996-97).

Quick Hits

- More than 40 percent of his career rebounds have come on the offensive side (53 of 119, 44.5 percent).
- Set career highs in every statistical category in 2017-18.
- Played in nine of the final 12 games of the 2017-18 season (5.0 points, 10.2 minutes).
- Scored 18 points vs. Wyoming (2-14-18) after only scoring 12 points in seven Mountain West games entering the contest vs. the Cowboys.
- Scored in 26 of his last 39 games played.
- Grabbed at least one rebound in 46 of his last 56 outings.
- Only missed 20 shots last season.

Season Highlights

- In 11 minutes off the bench in the opener against Arkansas-Pine Bluff, recorded four points (2 of 3 FG) and three rebounds.
- Had eight points (3-for-3 FG) and five rebounds in 13 minutes vs. Texas Southern.
- Had four points, five rebounds, one blocked shot, one assist and one steal in SDSU's 19-point come-from-behind win over Xavier... Was the team's only player to record at least one point, rebound, blocked shot, assist and steal in the game.
- Had a season-high 11 points in 12 minutes off the bench against Jackson State, which was his first double-digit scoring game of the season and third of his career.
- Did not travel to the Illinois State game (flu) and only played four minutes the next game against San Diego because of the illness.
- Had a big game vs. Cal State Dominguez Hills, recording nine points and seven rebounds in just 13 minutes, making 4 of 5 shots.
- Had a productive game against Brigham Young in just eight minutes with five points (2-for-2 FG, 1-for-1 3PFG) and two rebounds.
- Missed the Wyoming and the Air Force games with an injury.
- Returned to play against New Mexico, recording four points with an assist and a steal in 14 minutes.
- Had five points, two rebounds, an assist and a steal in a career-high 28 minutes at Fresno State.
- Registered six points, four rebounds, an assist and a steal in 16 minutes vs. UNLV.
- Came up with six points, four rebounds and an assist in 17 minutes at Colorado State.

2018-19 GAME-BY-GAME STATISTICS

Opponent	GS	FG	3FG	FT	O-D-R	PF	TP	A	TO	B	S	MP
Arkansas-Pine Bluff		2-3	0-0	0-0	1-2-3	4	4	1	2	0	0	11
Texas Southern		3-3	0-0	2-4	3-2-5	1	8	1	0	1	0	13
vs. (1/1) Duke		0-1	0-0	0-2	0-2-2	3	0	0	1	0	1	18
vs. Xavier		2-3	0-1	0-0	2-3-5	3	4	1	1	1	1	19
vs. Iowa State		0-1	0-0	0-0	0-3-3	2	0	1	3	1	0	16
Jackson State		3-4	1-1	4-4	3-1-4	2	11	0	1	0	1	12
at Illinois State		Did Not Travel-Flu										
San Diego		0-0	0-0	0-0	0-0-0	1	0	0	0	0	0	4
at California		1-1	0-0	0-1	1-1-2	1	2	0	1	0	0	11
Cal State Dominguez Hills		4-5	0-0	1-2	3-4-7	1	9	2	2	1	0	13
Brigham Young		2-2	1-1	0-1	2-0-2	1	5	1	1	0	0	8
Brown		0-0	0-0	1-2	0-0-0	1	1	0	0	1	0	7
CSUN		0-2	0-0	0-0	0-0-0	1	0	0	0	0	0	5
at Boise State		0-0	0-0	0-0	0-1-1	1	0	0	0	0	0	10
Wyoming		Did Not Play-Injury										
at Air Force		Did Not Play-Injury										
New Mexico		2-3	0-1	0-0	0-0-0	2	4	1	2	0	1	14
at Fresno State		2-5	1-3	0-0	0-2-2	4	5	1	0	0	1	28
UNLV		3-6	0-0	0-0	2-2-4	3	6	1	1	0	1	16
Air Force		0-0	0-0	0-0	0-1-1	2	0	2	2	0	0	8
at San José State		0-1	0-0	0-0	1-3-4	1	0	0	0	0	0	11
at New Mexico		3-6	0-1	0-1	3-0-3	4	6	0	1	0	0	15
Utah State		0-3	0-1	0-0	1-0-1	2	0	1	0	0	0	7
at Colorado State		3-4	0-0	0-0	2-2-4	4	6	1	1	0	0	17
Boise State		0-2	0-1	0-0	1-0-1	2	0	0	2	1	1	15
(6/6) Nevada		0-1	0-0	1-2	1-0-1	1	1	0	0	0	0	10
at UNLV		1-5	0-0	0-0	2-3-5	3	2	0	0	0	0	15
at Utah State		2-6	1-3	0-0	0-0-0	2	5	1	0	2	0	18
San José State		1-5	0-0	0-0	0-2-2	2	2	0	0	0	1	10
Fresno State		2-3	0-0	0-2	2-1-3	2	4	0	0	0	0	12
at Nevada												

MISCELLANEOUS STATS / SAN DIEGO STATE RECORD

Category	2018-19 Season Games	SDSU W/L	Career Games	Career SDSU W/L
Double-Figure Scoring	1	1-0	3	2-1
15-Point Games	0	0-0	1	1-0
Led SDSU in Scoring	0	0-0	1	1-0
Led SDSU in Rebounding	1	1-0	1	1-0
Led SDSU in Assists	0	0-0	0	0-0
Multiple Steals	0	0-0	1	1-0
One Turnover or Less	19	10-9	47	30-17

Consecutive Games	Current	Long
Consecutive Games Played	14	14
Without Fouling Out	59	59
Scoring A Point	1	5
One Turnover or Less	5	13

▶ NARAIN CAREER STATISTICS

Year	G-GS	Min.-Avg.	FG-FGA	Pct.	3P-3PA	Pct.	FT-FTA	Pct.	OR	DR	Reb	Avg.	PF-D	AT	TO	BS	ST	Pts	Avg.
16-17	9-0	55-6.1	6-18	.333	1-4	.250	0-0	.000	2	7	9	1.0	9-0	0	3	0	1	13	1.4
17-18	23-1	248-10.8	44-64	.688	4-11	.364	15-23	.652	21	25	46	2.0	37-0	7	18	3	5	107	4.7
18-19	27-0	349-12.9	35-71	.493	4-14	.286	9-21	.429	30	34	64	2.4	57-0	18	22	8	7	83	3.1
Totals	**59-1**	**652-11.1**	**85-153**	**.556**	**9-29**	**.310**	**24-44**	**.545**	**53**	**66**	**119**	**2.0**	**103-0**	**25**	**43**	**11**	**13**	**203**	**3.4**

CAREER HIGHS

Points
Career 16 vs. New Mexico (1-15-19)

Rebounds
Career 11 vs. San José State (3-2-19)
11 vs. Jackson State (11-27-18)

Assists
Career 4 vs. San José State (3-2-19)

Field Goals
Career 7 vs. New Mexico (1-15-19)

Field Goals Attempted
Career 7 vs. Fresno State (3-6-19)
7 vs. San José State (3-2-19)
7 vs. New Mexico (1-15-19)

Three-Point Field Goals
Career

Three-Point FG Attempted
Career

Free Throws
Career 5 vs. Texas Southern (11-14-18)

Free Throws Attempted
Career 6 vs. Texas Southern (11-14-18)

Steals
Career 1 vs. Fresno State (3-6-19)
1 vs. San José State (3-2-19)
1 at Utah State (2-26-19)
1 vs. Boise State (2-16-19)
1 at Boise State (1-5-19)
1 vs. CS Dominguez Hills (12-12-18)
1 at Illinois State (12-1-18)
1 vs. Texas Southern (11-14-18)

Blocked Shots
Career 3 vs. San José State (3-2-19)
3 vs. Utah State (2-9-19)

Minutes Played
Career 32 vs. Utah State (2-9-19)

31 • NATHAN MENSAH

FORWARD • 6-10 • 225 • FRESHMAN - HS
ACCRA, GHANA (FINDLAY PREP (NEV.))

Big Notes
- Is averaging 12.2 points, 11.9 rebounds and 2.7 blocked shots per 40 minutes this season.
- Ranks fourth in the Mountain West in field goal percentage (.586, min. 110 FGA).
- Only 11 players in the country have more rebounds than his 170 in fewer minutes (570).

Quick Hits
- Pronounced men-ZAH.
- No relation to fellow freshman Joel Mensah.
- Prepped at powerhouse Findlay Prep in Nevada.
- Considered the 14th-best center nationally and a four-star signee by ESPN.
- Averaged 8.3 points, 7.0 rebounds and 1.5 blocked shots in 2017-18 at for a 32-5 Findlay Prep team.
- Prior to his time at Findlay, played at Prolific Prep in Napa, Calif., where he led the 2016-17 squad to a 29-2 record, a No. 13 national ranking and a No. 4 rating in the state.

Season Highlights
- Has played in all 30 games with 16 straight starts, averaging 6.6 points and 6.3 rebounds in 21.4 minutes as a starter.
- Leads San Diego State with 38 blocked shots, 23 more than No. 2 on the team, despite playing the sixth-most minutes on the team.
- Has at least five rebounds in 23 games.
- Had back-to-back games with double digits in rebounds (21 total) against Jackson State (11) and at Illinois State (10).
- Has at least one blocked shot in 24 of the 30 games and multiple blocks in 12 games.
- Made his collegiate debut in the opener against Arkansas-Pine Bluff, making two free-throws with three rebounds and a blocked shot in 13 turnover-free minutes.
- Had a breakout game in 20 minutes against Texas Southern, scoring 11 points with five rebounds, two blocked shots and two assists, going 3-for-4 from the field and 5-for-6 from the charity stripe.
- Grabbed 12 rebounds in 39 minutes off the bench at the Maui Jim Maui Invitational (12.3 rebounds per 40 minutes), including five apiece against Xavier and in the fifth-place game vs. Iowa State.
- Had a career-high 11 rebounds in just 14 minutes of action vs. Jackson State… Became SDSU's first player this season to reach double figures in rebounds, leading the team for the first time of his career... The 11 rebounds are tied for the eighth most in a game this season for a player that logged 14 or less minutes (through games of March 4).
- Grabbed 10 rebounds and scored four points at Illinois State, recording this second straight double-digit rebounding game.
- Had eight points and six rebounds in 18 minutes against Cal State Dominguez Hills.
- Recorded nine points, a game-high seven rebounds and two blocked shots in 15 minutes vs. Brown.
- Had four points, six rebounds and two blocks in a season-high 24 minutes vs. CSUN... Posted a plus-minus of +20 (next highest in the game for either team was +6).
- Earned his first career start against Wyoming, recording four points, six rebounds, two assists and a blocked shot in a career-high 25 minutes of action.
- Had a huge game with 16 points and seven rebounds, going 7-for-7 from the field and 2-for-2 from the free-throw line, in his third career start vs. New Mexico... Became the third Aztec in the last 23 seasons to post a game with at least 16 points, 7 rebounds and not miss a field goal or free-throw attempt (others were Billy White on Feb. 14, 2009 vs. Wyoming and Aerick Sanders on Dec. 20, 2003 vs. Eastern Washington).
- Against Utah State joined Kawhi Leonard as the only Aztec freshman in the last 23 years (since 1996-97) to have at least 10 points, 10 rebounds, 2 assists and 3 blocked shots in the same game... The double-double was the first of his career... Also set career best with three blocks and 32 minutes played.
- Had 10 points, eight rebounds and two blocked shots before fouling out against Boise State.
- Came up with four points, six rebounds, two assists and a blocked shot in just 10 minutes before fouling out vs. No. 6/6 Nevada.
- Recorded his second double-double of the season with 13 points and 11 rebounds vs. San José State... Became just the second player in the country this year to record at least 13 points, 11 rebounds, 3 blocked shots, 4 assist and 1 steal, while shooting 85 percent or better from the field (also College of Charleston's Jarrell Brantley).
- Had 12 points and seven rebounds in just 21 minutes in a start vs. Fresno State.

2018-19 GAME-BY-GAME STATISTICS

Opponent	GS	FG	3FG	FT	O-D-R	PF	TP	A	TO	B	S	MP
Arkansas-Pine Bluff		0-2	0-0	2-4	1-2-3	1	2	0	0	1	0	13
Texas Southern		3-4	0-0	5-6	2-3-5	2	11	2	1	2	1	20
vs. (1/1) Duke		0-3	0-0	0-0	1-1-2	2	0	1	0	0	0	10
vs. Xavier		1-2	0-0	0-0	3-2-5	3	2	0	1	1	0	15
vs. Iowa State		0-0	0-0	1-2	3-2-5	1	1	1	1	1	0	14
Jackson State		2-5	0-0	1-3	1-10-11	2	5	0	1	1	0	14
at Illinois State		1-3	0-0	2-2	4-6-10	4	4	0	1	1	1	23
San Diego		2-2	0-0	2-5	2-1-3	3	6	0	0	2	0	16
at California		2-2	0-0	2-2	0-1-1	0	6	1	0	0	0	12
Cal State Dominguez Hills		3-5	0-0	2-3	2-4-6	1	8	0	2	1	1	18
Brigham Young		3-3	0-0	0-0	0-2-2	3	6	0	1	1	0	18
Brown		3-4	0-0	3-4	4-3-7	3	9	1	1	2	0	15
CSUN		2-3	0-0	0-0	2-4-6	1	4	0	0	2	0	24
at Boise State		2-5	0-0	0-0	1-2-3	2	4	0	0	0	1	16
Wyoming	*	2-4	0-0	0-0	1-5-6	5	4	2	2	1	0	25
at Air Force	*	2-3	0-0	0-0	2-3-5	4	4	0	0	0	0	13
New Mexico	*	7-7	0-0	2-2	4-3-7	4	16	0	0	1	0	26
at Fresno State	*	2-3	0-0	0-0	0-0-0	2	4	0	0	2	0	12
UNLV	*	2-4	0-0	4-4	4-2-6	3	8	0	0	2	0	24
Air Force	*	1-2	0-0	2-2	2-3-5	2	4	0	1	2	0	27
at San José State	*	0-2	0-0	0-0	3-4-7	4	0	1	1	0	0	29
at New Mexico	*	2-5	0-0	2-2	2-4-6	4	6	0	1	1	0	23
Utah State	*	3-6	0-0	4-4	4-6-10	3	10	2	1	3	0	32
at Colorado State	*	2-3	0-0	0-1	3-2-5	2	4	1	0	2	0	21
Boise State	*	4-6	0-0	2-4	4-4-8	5	10	0	0	2	1	22
(6/6) Nevada	*	2-3	0-0	0-0	3-3-6	5	4	2	1	1	0	10
at UNLV	*	0-0	0-0	1-2	0-4-4	4	1	0	1	0	0	13
at Utah State	*	2-6	0-0	2-2	2-6-8	2	6	0	0	2	1	20
San José State	*	6-7	0-0	1-2	6-5-11	2	13	4	0	3	1	24
Fresno State	*	4-7	0-0	4-4	4-3-7	5	12	0	1	1	1	21
at Nevada												

MISCELLANEOUS STATS / SAN DIEGO STATE RECORD

Category	2018-19 Season Games	SDSU W/L
Double-Figure Scoring	6	5-1
15-Point Games	1	1-0
Double-Doubles	2	2-0
10-Rebounding Games	4	4-0
Led SDSU in Scoring	0	0-0
Led SDSU in Rebounding	7	4-3
Led SDSU in Assists	0	0-0
One Turnover or Less	26	16-10
Consecutive Games	**Current**	**Long**
Double-Figure Scoring	2	2
Double-Figure Rebounding	0	2
Consecutive Games Played	30	30
Without Fouling Out	0	14
Scoring A Point	9	17
One Turnover or Less	14	14

▶ N. MENSAH CAREER STATISTICS

Year	G-GS	Min.-Avg.	FG-FGA	Pct.	3P-3PA	Pct.	FT-FTA	Pct.	OR	DR	Reb	Avg.	PF-D	AT	TO	BS	ST	Pts	Avg.
18-19	29-15	549-18.9	61-104	.587	0-0	.000	40-56	.714	66	97	163	5.6	79-3	18	17	37	7	162	5.6

CAREER HIGHS

Points
Career 4 at Boise State (1-5-19)
4 vs. Texas Southern (11-14-18)

Rebounds
Career 3 vs. Jackson State (11-28-18)

Assists
Career

Field Goals
Career 2 vs. Texas Southern (11-14-18)

Field Goals Attempted
Career 5 vs. San José State (3-2-19)

Three-Point Field Goals
Career

Three-Point FG Attempted
Career

Free Throws
Career 2 at Boise State (1-5-18)
2 vs. Arkansas-Pine Bluff (11-6-18)

Free Throws Attempted
Career 3 vs. CS Dominguez Hills (12-12-18)

Steals
Career 1 vs. San José State (3-2-19)

Blocked Shots
Career 1 at Colorado State (2-12-19)
1 at Boise State (1-5-19)

Minutes Played
Career 10 vs. San José State (3-2-19)
10 vs. CS Dominguez Hills (12-12-18)

35 • JOEL MENSAH

FORWARD • 6-10 • 215 • FRESHMAN - HS
ACCRA, GHANA (JSERRA CATHOLIC HIGH (CALIF.))

Big Note

- Has played the 4th most minutes (73) in the country this season without a turnover.

Quick Hits

- Pronounced men-ZAH.
- No relation to fellow freshman Nathan Mensah.
- Averaged 15.9 points, 8.8 rebounds, 1.2 steals and 1.4 blocked shots in his final season at JSerra High.
- Was a four-star player, ranking No. 29 among all centers nationally, according to ESPN.

Season Highlights

- Has yet to commit a turnover in 73 minutes this season.
- Has played in 14 of the team's 30 games.
- Played his first career game in the opener vs. Arkansas-Pine Bluff, scoring two points on a pair of free-throws in four minutes.
- Registered four points and two rebounds vs. Texas Southern.
- Had two points and a career-high three rebounds in six minutes vs. Jackson State.
- Tied a career high with four points in eight minutes at Boise State, making his only field goal attempt and both of his free-throw attempts.

2018-19 GAME-BY-GAME STATISTICS

Opponent	GS	FG	3FG	FT	O-D-R	PF	TP	A	TO	B	S	MP
Arkansas-Pine Bluff		0-2	0-0	2-2	0-0-0	1	2	0	0	0	0	4
Texas Southern		2-3	0-0	0-0	1-1-2	0	4	0	0	0	0	6
vs. (1/1) Duke		0-2	0-0	0-0	0-0-0	0	0	0	0	0	0	4
vs. Xavier		Did Not Play-CD										
vs. Iowa State		0-1	0-0	1-2	0-0-0	0	1	0	0	0	0	3
Jackson State		1-2	0-0	0-0	0-3-3	0	2	0	0	0	0	6
at Illinois State		Did Not Play-CD										
San Diego		Did Not Play-CD										
at California		Did Not Play-CD										
Cal State Dominguez Hills		0-3	0-0	1-3	2-0-2	0	1	0	0	0	0	10
Brigham Young		Did Not Play-CD										
Brown		0-4	0-0	0-0	0-0-0	1	0	0	0	0	0	6
CSUN		Did Not Play-CD										
at Boise State		1-1	0-0	2-2	0-1-1	1	4	0	0	1	0	8
Wyoming		0-2	0-0	0-0	0-0-0	4	0	0	0	0	0	6
at Air Force		Did Not Travel-Flu										
New Mexico		Did Not Play-CD										
at Fresno State		Did Not Play-CD										
UNLV		Did Not Play-CD										
Air Force		0-0	0-0	0-0	0-1-1	1	0	0	0	0	0	6
at San José State		Did Not Play-CD										
at New Mexico		0-0	0-0	0-0	0-1-1	0	0	0	0	0	0	1
Utah State		0-1	0-0	0-0	1-0-1	0	0	0	0	0	0	2
at Colorado State		0-0	0-0	0-0	0-1-1	0	0	0	0	1	0	1
Boise State		Did Not Play-CD										
(6/6) Nevada		Did Not Play-CD										
at UNLV		Did Not Play-CD										
at Utah State		Did Not Play-CD										
San José State		1-5	0-0	0-0	0-2-2	2	2	0	0	0	1	10
Fresno State		Did Not Play-CD										
at Nevada												

MISCELLANEOUS STATS / SAN DIEGO STATE RECORD

Category	2018-19 Season Games	SDSU W/L
Double-Figure Scoring	0	0-0
Led SDSU in Scoring	0	0-0
Led SDSU in Rebounding	0	0-0
Led SDSU in Assists	0	0-0
One Turnover or Less	14	9-5

Consecutive Games	Current	Long
Consecutive Games Played	0	3
Scoring A Point	1	3
One Turnover or Less	14	14

▶ J. MENSAH CAREER STATISTICS

Year	G-GS	Min.-Avg.	FG-FGA	Pct.	3P-3PA	Pct.	FT-FTA	Pct.	OR	DR	Reb	Avg.	PF-D	AT	TO	BS	ST	Pts	Avg.
18-19	14-0	73-5.2	5-26	.192	0-0	.000	6-9	.667	4	10	14	1.0	10-0	0	0	2	1	16	1.1

SEASON / CAREER HIGHS

Points
Season 19 at California (12-8-18)
Career 30 at Nevada (1-4-17)

Rebounds
Season 6 vs. Nevada (2-20-19)
6 vs. Air Force (1-30-19)
6 at California (12-8-18)
Career 7 vs. San José State (1-10-17)

Assists
Season 9 vs. New Mexico (1-15-19)
Career 9 vs. New Mexico (1-15-19)
9 vs. Savannah State (11-28-16)

Field Goals
Season 7 at California (12-8-18)
7 at Illinois State (12-1-18)
Career 12 at Nevada (1-4-17)

Field Goals Attempted
Season 13 at Illinois State (12-1-18)
Career 25 at Nevada (1-4-17)

Three-Point Field Goals
Season 5 at California (12-8-18)
Career 7 at Grand Canyon (12-7-16)

Three-Point FG Attempted
Season 6 at Colorado State (2-12-19)
6 at California (12-8-18)
Career 12 at Nevada (1-4-17)

Free Throws
Season 5 at Fresno State (1-22-19)
5 vs. Brigham Young (12-22-18)
Career 10 vs. New Mexico (2-6-16)

Free Throws Attempted
Season 7 at Fresno State (1-22-19)
Career 10 vs. New Mexico (2-6-16)

Steals
Season 3 at Colorado State (2-12-19)
3 at Fresno State (1-22-19)
3 vs. Brigham Young (12-22-18)
3 at Illinois State (12-1-18)
3 vs. Arkansas-Pine Bluff (11-6-18)
Career 4 at Wyoming (2-24-16)

Blocked Shots
Season 2 vs. Boise State (2-16-19)
2 at New Mexico (2-5-19)
Career 2 vs. Boise State (2-16-19)
2 at New Mexico (2-5-19)
2 vs. Fresno State (3-8-18)
2 vs. San José State (1-10-17)
2 vs. California (11-21-16)
2 vs. Wyoming (12-30-15)
2 at Utah (11-16-15)

Minutes Played
Season 39 at Illinois State (12-1-18)
Career 39 at Illinois State (12-1-18)

42 • JEREMY HEMSLEY

GUARD • 6-3 • 195 • SENIOR - 3L
RANCHO CUCAMONGA, CALIF. (DAMIEN HIGH)

San Diego State Career Rankings (top 25)

- 6th in three-point field goal attempts (429), 7th in three-point field goals (148), T-7th in conference victories (45), 8th in games played (130), 8th in field goal attempts (1,101), 9th in points (7th in DI history) (1,356), T-9th in victories (85), 10th in minutes played (3,498), 11th in field goals (469), 13th in free-throw attempts (401), 13th in PAR (points-rebounds-assists) (1,936), T-15th in games started (91), 17th in assists (274), 19th in free throws (270)

Quick Hits

- Became the 32nd member of the school's 1,000-point club at UNLV (1-27-18).
- SDSU is 23-3 when he has at least four assists, 18-8 when he scores at least 15 points and 44-15 when he commits one turnover or less.
- Was 3-for-3 from three-point range at Colorado State (1-2-18), it was just the 19th time in the last 20 seasons that an Aztec player was perfect from beyond the arc (min: 3FGA) and the first time since Matt Shrigley on March 21, 2016.

Season Highlights

- Has reached double figures in scoring in 16 of the 29 games he has played.
- Has multiple assists in 18 of the 29 games he has played this season.
- Made 11 straight free-throw attempts over a period of four games from Nov. 14 (Texas Southern) to Nov. 21 (Iowa State).
- Had 14 points, three assists and three steals in a start in the opener against Arkansas-Pine Bluff, making 5 of 9 field goals.
- Was 10-for-10 from the free-throw line at the Maui Jim Maui Invitational, averaging 8.7 points per game... Had 12 points and a season-high four rebounds vs. No. 1/1 Duke.
- Recorded 17 points to go along with five rebounds, three assists and three steals at Illinois State, making 7 of 13 field goal attempts.
- Had a season-high 19 points with six rebounds at California, going 5-for-6 from three-point range and 7-for-11 from the floor ... The 5 three-point field goals were a season high.
- Had 12 of his 14 points in the first half against Brigham Young, while adding five rebounds and four assists.
- Recorded 13 points against CSUN, thanks to a 3-for-4 outing from three-point range.
- Did not play against Wyoming while suffering from flu-like symptoms.
- Tied a career-high with nine assists vs. New Mexico, while adding four points, two rebounds and two steals.
- Had 14 points, three rebounds and three steals at Fresno State, making 4 of 6 field-goal attempts and 5 of 7 free-throw attempts.
- Came up with 13 points, three assists, two rebounds and a steal vs. UNLV.
- Became just the third Aztec in the last 23 years to record at least 14 points, 6 rebounds, 5 assists, 1 block, 1 steal and shoot 70 percent from the field (also JJ O'Brien on Feb. 23, 2013 and Kevin Betts on Jan. 31, 1998) against Air Force.
- Had his fourth straight double-digit scoring game with 11 points at San José State.
- Recorded 12 points with three steals at Colorado State.
- Had a good game against No. 6/6 Nevada, tying a team high with 15 points to go along with six rebound, a blocked shot and an assist.
- Had a big game against San José State, recording team highs of 15 points and six assists.
- Registered 15 points, five rebounds and three assists on Senior Night against Fresno State.

2018-19 GAME-BY-GAME STATISTICS

Opponent	GS	FG	3FG	FT	O-D-R	PF	TP	A	TO	B	S	MP
Arkansas-Pine Bluff	*	5-9	2-5	2-4	0-1-1	1	14	3	1	1	3	28
Texas Southern	*	4-7	1-2	1-2	0-2-2	1	10	2	1	0	1	29
vs. (1/1) Duke	*	4-11	0-4	4-4	0-4-4	2	12	0	3	0	1	28
vs. Xavier	*	1-5	0-1	2-2	0-1-1	1	4	4	2	0	0	35
vs. Iowa State	*	3-7	0-0	4-4	0-1-1	2	10	2	1	0	1	31
Jackson State	*	2-6	1-2	4-6	1-2-3	3	9	3	2	0	1	22
at Illinois State	*	7-13	2-5	1-3	2-3-5	4	17	3	5	1	3	39
San Diego	*	2-8	0-1	2-3	0-3-3	2	6	0	2	0	1	35
at California	*	7-11	5-6	0-0	3-3-6	2	19	1	2	0	1	37
Cal State Dominguez Hills	*	1-4	0-1	1-4	1-2-3	1	3	5	1	0	0	20
Brigham Young	*	4-9	1-3	5-6	1-4-5	2	14	4	4	1	3	36
Brown	*	0-4	0-2	0-0	0-2-2	2	0	1	1	1	0	29
CSUN	*	5-11	3-4	0-0	1-1-2	1	13	0	3	0	0	29
at Boise State	*	1-6	0-3	2-4	0-3-3	1	4	0	2	0	0	27
Wyoming		Did Not Play-Flu										
at Air Force		1-5	0-3	0-1	1-2-3	2	2	2	4	0	0	26
New Mexico	*	1-6	0-2	2-2	1-1-2	3	4	9	3	0	2	30
at Fresno State	*	4-6	1-3	5-7	0-3-3	3	14	0	2	0	3	33
UNLV	*	5-10	1-2	2-3	1-1-2	0	13	3	3	0	1	32
Air Force	*	5-7	2-4	2-2	0-6-6	1	14	5	1	1	1	29
at San José State	*	3-7	2-5	3-5	0-1-1	2	11	2	2	1	1	32
at New Mexico	*	2-7	0-1	2-2	1-3-4	3	6	3	5	2	0	33
Utah State	*	3-7	0-3	0-0	1-1-2	3	6	1	1	1	2	28
at Colorado State	*	4-8	2-6	2-2	0-1-1	0	12	1	1	1	3	32
Boise State	*	3-5	0-0	1-4	0-5-5	0	7	6	1	2	1	35
(6/6) Nevada	*	6-12	2-4	1-2	0-6-6	3	15	1	1	1	0	26
at UNLV	*	0-4	0-2	0-0	0-2-2	0	0	0	1	1	0	20
at Utah State	*	0-3	0-0	0-0	0-1-1	1	0	3	3	1	1	27
San José State	*	6-10	2-3	1-5	2-0-2	0	15	6	1	0	2	27
Fresno State	*	6-11	2-5	1-1	0-5-5	3	15	3	4	0	1	34
at Nevada												

MISCELLANEOUS STATS / SAN DIEGO STATE RECORD

Category	2018-10 Season Games	SDSU W/L	Career Games	Career SDSU W/L
Double-Figure Scoring	15	10-5	72	49-23
Double-Figure Assists	0	0-0	0	0-0
Double-Doubles	0	0-0	0	0-0
Led SDSU in Scoring	2	2-0	29	18-11
Led SDSU in Rebounding	1	0-1	1	0-1
Led SDSU in Assists	8	4-4	39	25-14
15+ Point Games	6	4-2	27	19-8
5+ Assist Games	5	5-0	17	16-1
One Turnover or Less	11	9-2	58	43-15

Consecutive Games	Current	Long
Double-Figure Scoring	2	8
With At Least 1 Assist	2	11
Played 30 or More Minutes	1	4

▶ HEMSLEY CAREER STATISTICS

Year	G-GS	Min.-Avg.	FG-FGA	Pct.	3P-3PA	Pct.	FT-FTA	Pct.	OR	DR	Reb	Avg.	PF-D	AT	TO	BS	ST	Pts	Avg.
15-16	37-25	1,014-27.4	147-342	.430	42-118	.356	107-141	.759	19	70	89	2.4	82-3	68	71	12	27	443	12.0
16-17	32-31	917-28.7	146-352	.415	56-150	.373	64-102	.627	16	62	78	2.4	67-1	66	64	9	20	412	12.9
17-18	32-7	698-21.8	81-188	.431	21-79	.266	49-80	.613	6	49	55	1.7	58-0	67	55	5	21	232	7.3
18-19	29-28	869-30.0	95-219	.434	29-82	.354	50-78	.641	16	70	86	3.0	49-0	73	63	15	33	269	9.3
Totals	**130-91**	**3,498-26.9**	**469-1,101**	**.426**	**148-429**	**.345**	**270-401**	**.673**	**57**	**251**	**308**	**2.4**	**256-4**	**274**	**253**	**41**	**101**	**1,356**	**10.4**

Game 1

San Diego State 76
Arkansas-Pine Bluff 60

Nov. 6, 2018 ◆ San Diego, Calif.
Viejas Arena ◆ Att.: 11,077

SAN DIEGO - Senior guard Devin Watson connected on a career-high six three-point field goals and had a team-high 20 points as San Diego State opened its 2018-19 campaign with a 76-60 victory over Arkansas-Pine Bluff at Viejas Arena.

It was the sixth straight season-opening win for SDSU and the Aztecs have now won 14 consecutive home openers (regardless of the game being a season opener).

San Diego State led 39-36 with 17:38 to play when the Aztecs went on a 15-2 run to open up a comfortable 16-point lead. Senior guard Jeremy Hemsley had seven points during the spurt and was one of three Aztecs (Jordan Schakel and Watson) to connect on a trey during the decisive run.

The lead grew to 23 points (following a 30-10 run) before the Aztecs settled for the 16-point final margin.

San Diego State's trademark stellar defense on full display, limited Arkansas-Pine Bluff to 35.7 percent field goal shooting and forced the Golden Lions into 18 turnovers.

Watson recorded his fifth game with the Aztecs with at least 20 points, a figure he has reached 24 times in his career. His six treys are the fourth most by an Aztec player in Viejas Arena history.

Hemsley added 14 points, three assists and three steals. Sophomore forward Jalen McDaniels narrowly missed a double-double with 15 points and team highs with nine rebounds and five assists. Sophomore forward Matt Mitchell rounded out four Aztec players in double figures with 10 points and five rebounds.

McDaniels became just the fourth Aztec player in the last 22 seasons to record at least 15 points, nine rebounds, five assists and three steals in a game, joining Jamaal Franklin, Kawhi Leonard and Chase Tapley.

Ark.-Pine Bluff		FG	3FG	FT	R	F	TP	A	TO	B	S	MP
Banyard	*	3-4	2-3	3-4	5	4	11	0	1	1	3	23
Banks	*	0-1	0-0	0-0	3	2	0	0	1	0	0	13
Robertson	*	0-1	0-0	0-0	1	0	0	1	1	0	0	11
Jackson	*	1-8	0-6	5-5	0	4	7	3	2	1	1	28
McKnight	*	12-26	5-10	0-0	8	1	29	1	6	0	2	39
Whitfield		0-1	0-0	0-0	0	0	0	0	0	0	0	3
Hardy		0-0	0-0	0-0	0	0	0	1	0	0	0	6
Wallace		0-2	0-1	0-0	1	0	0	0	0	0	0	7
Doss		3-11	1-7	4-5	5	3	11	2	0	0	1	29
Posey		0-1	0-1	0-0	1	1	0	1	0	0	1	9
Bassey		1-1	0-0	0-0	4	4	2	0	6	0	0	15
Smith		0-0	0-0	0-0	4	3	0	0	1	0	1	17
Team				5								
Totals		**20-56**	**8-28**	**12-14**	**37**	**22**	**60**	**9**	**18**	**2**	**9**	**200**

SDSU		FG	3FG	FT	R	F	TP	A	TO	B	S	MP
McDaniels	*	5-11	1-2	4-6	9	3	15	5	1	0	3	27
Mitchell	*	3-9	2-5	2-2	5	1	10	4	4	0	1	29
Watson	*	7-12	6-10	0-0	4	1	20	3	3	0	1	38
Schakel	*	1-6	1-4	4-4	5	1	7	2	1	0	1	28
Hemsley	*	5-9	2-5	2-4	1	1	14	3	1	1	3	28
Seiko		1-2	0-1	0-0	0	0	2	0	0	0	0	11
Arop		0-0	0-0	0-0	2	1	0	0	0	0	0	9
Sohikish		0-0	0-0	0-0	0	0	0	0	0	0	0	2
Narain		2-3	0-0	0-0	3	4	4	1	2	0	0	11
Mensah, N.		0-2	0-0	204	3	1	2	0	0	1	0	13
Mensah, J.		0-2	0-0	2-2	0	1	2	0	0	0	0	4
Team					3							
Totals		**24-56**	**12-27**	**16-22**	**35**	**14**	**76**	**18**	**12**	**2**	**9**	**200**

Halftime: San Diego State 36, Arkansas-Pine Bluff 29. **FG%:** San Diego State 42.9, Arkansas-Pine Bluff 35.7. **3FG%:** San Diego State 44.4, Arkansas-Pine Bluff 28.6. **FT%:** San Diego State 72.7, Arkansas-Pine Bluff 85.7. **Officials:** Michael Irving, Bill Vinovich, Steve Olson. **Technicals:** Jalen McDaniels (San Diego State).

Game 2

San Diego State 103
Texas Southern 64

Nov. 14, 2018 ◆ San Diego, Calif.
Viejas Arena ◆ Att.: 10,507

SAN DIEGO - Six San Diego State players scored in double figures, including all five starters, as the Aztecs never trailed and cruised to a 103-64 victory over Texas Southern.

San Diego State, which improved to 2-0 for the first time in four seasons, received a game-high 21 points from Matt Mitchell. The sophomore also added five rebounds and three assists.

Classmate Jordan Schakel had a career-high 16 points on 3-of-3 three-point field goal shooting and 7-of-7 from the charity stripe, and had seven rebounds.

Sophomore Jalen McDaniels added 14 points and a game-high nine rebounds, while Devin Watson poured in 14 points and had eight assists for SDSU. Senior Jeremy Hemsley scored 10 points and freshman Nathan Mensah came off the bench to score 11 points and pull down five rebounds.

San Diego State scored the first eight points of the game and led by as many as 41 points in claiming the team's eighth straight home win.

The Aztecs produced its highest point total in nearly five years (118 vs. Saint Katherine College, Dec. 27, 2013) connected on 52.3 percent from the field and was 27-of-36 from the free throw line.

Meanwhile, SDSU limited the Tigers to 33.3 percent field goal shooting and forced 14 turnovers on the evening.

San Diego State won for the 68th straight time when shooting at least 50 percent from the field and has won 71 consecutive contests when shooting 50 percent and committing 13 or fewer turnovers.

Texas Southern		FG	3FG	FT	R	F	TP	A	TO	B	S	MP
Butler	*	1-5	0-2	0-1	1	1	2	2	3	0	0	22
Combs	*	7-12	0-1	1-2	9	3	15	0	2	0	0	32
Reed	*	3-11	1-3	0-0	6	5	7	0	3	0	0	14
Patterson	*	2-8	1-4	0-0	4	2	5	4	2	0	0	27
McClelland	*	1-5	0-2	1-2	2	2	3	2	0	0	1	17
Bruce		4-13	2-7	5-6	1	4	15	2	0	0	3	29
Jones		2-6	0-3	2-2	2	2	6	0	0	0	0	11
Hopkins		1-5	0-0	1-3	4	4	3	0	3	0	1	25
Armstrong		3-6	1-4	0-0	0	2	7	3	0	0	2	11
Lumpkin		0-0	0-0	0-0	1	0	0	1	0	0	0	3
Dobbins		0-1	0-0	1-2	2	2	1	0	1	0	0	9
Team					4							
Totals		**24-72**	**5-26**	**11-18**	**36**	**27**	**64**	**14**	**14**	**0**	**7**	**200**

SDSU		FG	3FG	FT	R	F	TP	A	TO	B	S	MP
McDaniels	*	5-12	1-2	3-4	9	4	14	1	3	0	3	23
Mitchell	*	7-14	1-5	6-9	5	1	21	3	1	0	1	22
Watson	*	5-12	1-4	3-4	2	1	14	8	3	0	0	32
Schakel	*	3-4	3-3	7-7	7	3	16	0	0	1	1	25
Hemsley	*	4-7	1-2	1-2	2	1	10	2	1	0	1	29
Seiko		0-2	0-0	0-0	1	2	0	1	1	0	0	10
Arop		1-1	0-0	0-0	4	5	2	0	3	0	0	14
Sohikish		0-2	0-1	0-0	0	0	0	0	0	0	0	3
Chang		1-1	1-1	0-0	1	0	3	0	0	0	0	3
Narain		3-3	0-0	2-4	5	1	8	1	0	1	0	13
Mensah, N.		3-4	0-0	5-6	5	2	11	2	1	2	1	20
Mensah, J.		2-3	0-0	0-0	2	0	4	0	0	0	0	6
Team					5							
Totals		**34-65**	**8-18**	**27-36**	**48**	**20**	**103**	**18**	**13**	**4**	**7**	**200**

Halftime: San Diego State 49, Texas Southern 28. **FG%:** San Diego State 52.3, Texas Southern 33.3. **3FG%:** San Diego State 44.4, Texas Southern 19.2. **FT%:** San Diego State 75.0, Texas Southern 61.1. **Officials:** Rick Batsell, Shawn Lehigh, Jimmy Casas. **Technicals:** Trayvon Reed (Texas Southern).

Game 3

No. 1/1 Duke 90
San Diego State 64

Nov. 19, 2018 ◆ Lahaina, Hawaii
Lahaina Civic Center ◆ Att.: 2,400

LAHAINA, Hawaii - Duke made five of its first seven attempts from beyond the arc to build a 13-point advantage in the opening 10 minutes of the game and the top-ranked Blue Devils defeated San Diego State, 90-64, in the opening day of the Maui Jim Maui Invitational.

San Diego State held Duke without an opening possession and quickly got a transition follow basket from sophomore Matt Mitchell to put the Aztecs on top, 2-0. It was the only lead of the day for SDSU.

The Blue Devils feature one of the nation's most dangerous lineups and on this day that fearsome unit made nine first-half three-point field goals to build a 49-32 halftime advantage.

Senior Jeremy Hemsley and sophomore Jalen McDaniels made consecutive lay ups early in the second half to cut the deficit to 13, but the Aztecs were not able to draw any closer.

Despite the loss, there were plenty of positive takeaways for SDSU. The Aztecs made 27 trips to the line and drew 25 fouls on the Blue Devils. McDaniels and Mitchell tied for team-high honors by drawing five fouls apiece.

San Diego State was led by senior guard Devin Watson's 15 points. Hemsley added 12 points and McDaniels and Mitchell each chipped in with 11 points apiece.

Duke was led R.J. Barrett who had 20 points and five assists. The Aztecs held Zion Williams, a projected NBA lottery pick, to 13 points on 5-of-11 attempts from the line.

The game marked just the fourth all-time matchup for the Aztecs against the nation's top ranked team. On two occasions, the opponent has been the Blue Devils.

Duke		FG	3FG	FT	R	F	TP	A	TO	B	S	MP
Williamson	*	5-11	1-3	2-3	6	2	13	1	2	1	5	18
Reddish	*	6-10	2-5	2-3	2	3	16	2	2	0	1	21
Barrett	*	5-14	3-6	7-9	4	4	20	5	1	0	0	25
Bolden	*	1-1	0-0	2-4	4	3	4	0	0	1	0	16
Jones	*	6-7	2-2	0-3	1	1	14	2	2	0	1	23
Goldwire		0-3	0-2	1-2	0	1	1	0	1	0	0	16
O'Connell		2-3	0-1	0-0	4	0	4	0	3	0	0	17
Vrankovic		0-0	0-0	2-4	4	3	2	1	1	0	0	2
Robinson		1-2	0-1	0-0	2	1	2	0	1	1	0	8
DeLaurier		0-1	0-1	2-2	6	5	2	0	0	0	0	11
White		3-5	2-4	4-4	8	1	12	1	2	1	0	29
Buckmire		0-0	0-0	0-0	0	0	0	0	0	0	0	3
Besser		0-0	0-0	0-0	0	1	0	0	0	0	0	2
Team					2							
Totals		**29-57**	**10-25**	**22-34**	**43**	**25**	**90**	**12**	**15**	**4**	**7**	**200**

SDSU		FG	3FG	FT	R	F	TP	A	TO	B	S	MP
McDaniels	*	3-9	0-0	5-7	5	3	11	3	3	2	0	31
Mitchell	*	3-9	0-4	5-6	3	4	11	0	2	0	1	27
Watson	*	5-8	3-6	2-2	4	3	15	3	3	0	2	34
Schakel	*	1-5	1-4	2-2	4	4	5	1	1	0	0	26
Hemsley	*	4-11	0-4	4-4	4	2	12	0	3	0	1	28
Mensah, N.		0-3	0-0	0-0	2	2	0	1	0	0	0	10
Narain		0-1	0-0	0-2	2	3	0	0	1	0	1	18
Seiko		2-2	2-2	2-4	0	1	8	0	0	0	0	11
Arop		1-3	0-1	0-0	4	1	2	0	0	1	1	8
Chang		0-0	0-0	0-0	0	0	0	0	0	0	0	4
Mensah, J.		0-2	0-0	0-0	0	0	0	0	0	0	0	3
Sohikish		0-0	0-0	0-0	0	0	0	0	0	0	1	1
Team					2							
Totals		**19-53**	**6-21**	**20-27**	**30**	**23**	**64**	**8**	**13**	**3**	**7**	**200**

Halftime: Duke49, San Diego State 32. **FG%:** Duke 50.9, San Diego State 35.8. **3FG%:** Duke 40.0, San Diego State 28.6. **FT%:** San Diego State 74.1, Duke 64.7. **Officials:** Roger Ayers, Paul Szelc, Tim Kelly. **Technicals:** none.

Game 4

San Diego State 79
Xavier 74

Nov. 20, 2018 ◆ Lahaina, Hawaii
Lahaina Civic Center ◆ Att.: 2,400

LAHAINA, Hawaii - San Diego State made one of the most dramatic comebacks in school history, overcoming a 19-point deficit, to defeat Xavier, 79-74, on the second day of the Maui Jim Maui Invitational.

The Aztecs trailed 32-13 with 9:21 to play in the first half against a Musketeers' program that is the defending Big East Conference champions, was a No. 1-seed in the NCAA tournament and finished the campaign 29-6.

SDSU scored the next seven points as part of a 27-5 run to cut the deficit to three points at half.

After allowing the opening basket of the second half, the Aztecs went on a 17-2 run to open up a nine-point advantage. In all, SDSU outscored Xavier, 45-17, over approximately a 20-minute period in the middle of the game.

San Diego State was led by sophomore sensation Jalen McDaniels. McDaniels scored a career-high 26 points on the strength of 9-of-14 shooting, including a career-high three three-point field goals. He added eight rebounds and three blocked shots.

Senior guard Devin Watson tallied 21 points, including four three-point field goals, and added a game-high seven assists. Sophomore guard Jordan Schakel made three three's en route to a 13-point, five-rebound performance.

San Diego State shot 53.8 percent from the field and ran its winning streak to 68 games when shooting at least 50 percent from the floor. Equally impressive was the fact the Aztecs outrebounded their bigger Big East opponent, 33-29.

The comeback was the third largest in SDSU recorded history and the largest in Brian Dutcher's tenure as SDSU's head coach.

Xavier raced out to the big lead by making eight of its first 10 and 13 of its first 19 field goal attempts. As if that was not bad enough, the Musketeers converted on five of its first seven attempts from beyond the arc.

Xavier		FG	3FG	FT	R	F	TP	A	TO	B	S	MP
Jones	*	4-6	0-0	0-2	5	4	8	0	1	1	1	15
Marshall	*	2-9	1-5	3-4	6	4	8	5	0	0	1	34
Scruggs	*	5-15	0-5	1-1	6	5	11	2	1	0	3	33
Castlin	*	1-3	1-3	0-0	0	2	3	2	2	0	1	11
Goodin	*	7-11	3-5	3-4	1	2	20	3	1	0	1	37
James		0-0	0-0	0-0	0	0	0	0	0	0	0	3
Welage		0-2	0-2	0-0	1	0	0	0	2	0	0	14
Hankins		6-8	0-0	3-4	4	1	15	0	1	0	0	25
Harden		3-6	3-5	0-0	0	1	9	0	0	0	0	11
Kennedy		0-0	0-0	0-0	0	1	0	0	0	0	0	16
Team					6				3			
Totals		**28-60**	**8-25**	**10-15**	**29**	**20**	**74**	**12**	**11**	**1**	**7**	**74**

SDSU		FG	3FG	FT	R	F	TP	A	TO	B	S	MP
McDaniels	*	9-14	3-5	5-8	8	2	26	1	3	3	0	26
Mitchell	*	3-5	1-3	2-2	1	3	9	1	1	1	0	15
Watson	*	5-14	4-11	7-8	3	1	21	7	3	1	0	39
Schakel	*	5-7	3-5	0-0	5	5	13	1	1	0	0	31
Hemsley	*	1-5	0-1	2-2	1	1	4	4	2	0	0	35
Seiko		0-1	0-1	0-0	1	0	0	2	0	0	0	10
Mensah, N.		1-2	0-0	0-0	5	3	2	0	1	1	0	15
Narain		2-3	0-1	0-0	5	3	4	1	0	1	1	19
Team					4				2			
Totals		**26-51**	**11-27**	**16-20**	**33**	**18**	**79**	**17**	**13**	**6**	**2**	**200**

Halftime: Xavier 40, San Diego State 37. **FG%:** San Diego State 51.0, Xavier 46.7. **3FG%:** San Diego State 40.7, Xavier 32.0. **FT%:** San Diego State 80.0, Xavier 66.7. **Officials:** Pat Driscoll, Don Daily, Bernard Clinton. **Technicals:** none.

Game 5

Iowa State 87
San Diego State 57

Nov. 21, 2018 ◆ Lahaina, Hawaii
Lahaina Civic Center ◆ Att.: 2,400

LAHAINA, Hawaii - For the third straight day San Diego State ran into a team that opened the game on fire and on this day the Aztecs did not have an answer.

Iowa State made three of its first four three-point field goal attempts of the game, had nine treys at intermission and 14 for the contest in an 87-57 victory over San Diego State in the fifth-place game on the Maui Jim Maui Invitational.

Unlike the previous two games, when San Diego State overcame hot shooting starts to compete for 40 minutes against top-ranked Duke or produce a historic comeback against Xavier the day before, SDSU did not have the legs to mount a comeback on this day.

Iowa State raced out to an 18-6 lead by the first media timeout and the Aztecs clawed back to a 20-16 deficit with 12:45 to play in the first half. The Cyclones then used a 12-2 run to open the lead up and SDSU got no closer than nine points the rest of the way.

Sophomore forward Matt Mitchell scored a team-high 14 points and added six rebounds. Sophomore forward Jalen McDaniels, who was limited to 27 minutes due to foul trouble, had 10 points and seven boards. Senior guard Jeremy Hemsley added 10 points on the day.

Iowa State was paced by Marial Shayok, who tallied 21 points on 8-of-12 shooting. Michael Jacobson added 19 points and eight rebounds, while Terrence Lewis came off the bench to score 16 points in 21 minutes of action.

SDSU		FG	3FG	FT	R	F	TP	A	TO	B	S	MP
McDaniels	*	5-14	0-3	0-1	7	4	10	1	1	0	0	27
Mitchell	*	3-7	2-4	6-6	6	2	14	0	1	0	1	28
Watson	*	3-11	2-6	0-0	2	0	8	1	2	0	0	31
Schakel	*	3-6	2-5	0-0	1	4	8	2	1	0	0	22
Hemsley	*	3-7	0-0	4-4	1	2	10	2	1	0	1	31
Narain		0-1	0-0	0-0	3	2	0	1	3	1	0	16
Mensah, N.		0-0	0-0	1-2	5	1	1	1	1	1	0	14
Arop		0-1	0-0	0-0	1	1	0	1	0	0	0	8
Chang		0-1	0-1	0-0	0	0	0	0	0	0	0	3
Seiko		1-2	1-2	2-2	0	1	5	0	1	0	0	16
Mensah, J.		0-1	0-0	1-2	0	0	1	0	0	0	0	3
Team					1							
Totals		**18-51**	**7-21**	**14-17**	**27**	**17**	**57**	**9**	**11**	**2**	**2**	**200**

Iowa State		FG	3FG	FT	R	F	TP	A	TO	B	S	MP
Jacobson	*	5-9	0-1	9-9	8	2	19	2	1	0	0	30
Weiler-Babb	*	3-9	3-7	0-0	7	1	9	6	0	0	1	34
Shayok	*	8-12	4-6	1-1	3	2	21	0	1	0	1	28
Horton-Tucker	*	1-11	0-4	2-3	7	1	4	5	0	0	2	30
Haliburton	*	3-7	3-7	0-0	8	3	9	1	1	2	2	38
Lewis		5-7	2-4	4-4	1	0	16	1	0	0	0	11
Griffin		1-2	1-2	1-3	1	1	4	0	0	0	1	6
Conditt		1-1	0-0	0-0	2	4	2	0	1	0	0	11
Steyer		1-1	1-1	0-0	2	1	3	2	0	0	0	2
Team					2				2			
Totals		**28-59**	**14-32**	**17-20**	**41**	**15**	**87**	**17**	**6**	**2**	**7**	**200**

Halftime: Iowa State 46, San Diego State 32. **FG%:** Iowa State 47.5, San Diego State 35.3. **3FG%:** Iowa State 43.8, San Diego State 33.3. **FT%:** Iowa State 85.0, San Diego State 82.4. **Officials:** Eric Curry, Tom Kelly, Brian Dorsey. **Technicals:** none.

Game 6

San Diego State 87
Jackson State 44

Nov. 27, 2018 ◆ San Diego, Calif.
Viejas Arena ◆ Att.: 10,453

SAN DIEGO - San Diego State dominated both ends of the court from the opening tip and recorded its widest margin of victory against a Division I opponent in 32 years as the Aztecs defeated Jackson State, 87-44.

The Aztecs, coming off a 30-point loss six days earlier, scored the first 11 points of the game, raced to a 24-5 advantage and built a 49-21 halftime lead.

Five San Diego State players scored in double figures, led by sophomores Matt Mitchell and Jordan Schakel. Mitchell had 15 points to go along with six rebounds and three assists and Schakel had 15 points and four steals.

Classmate Jalen McDaniels had 14 points and junior forward Nolan Narain came off the bench to add 11 points and four rebounds.

Offensively, San Diego State was efficient, connecting on 50.9 percent of its field goal attempts, including 57.6 percent of its two-point field goal attempts. The Aztecs had 20 assists on 29 field goal attempts.

San Diego State has now won 70 consecutive games when shooting 50 percent or better from the floor.

Defensively, the Aztecs limited Jackson State to 25.9 percent from the field, the lowest mark for an SDSU opponent in the Brian Dutcher era. This was just the 33rd time this season that a Division I opponent was held to less than 30 percent field goal shooting and was forced into more than 20 turnovers (23).

With the victory, San Diego State has followed each of its last four defeats with a victory in the next game.

Jackson State		FG	3FG	FT	R	F	TP	A	TO	B	S	MP
Johnson	*	0-5	0-0	0-0	2	4	0	1	1	1	0	17
McKinnis	*	0-2	0-0	0-0	1	1	0	0	1	2	0	17
Walls	*	2-9	0-3	2-4	3	2	6	0	5	0	4	28
Howell	*	3-10	0-2	3-4	5	2	9	3	3	1	2	27
Bozeman	*	2-6	2-4	3-4	4	2	9	0	3	0	1	24
Berry		0-1	0-1	0-0	0	0	0	0	0	0	0	5
Shelton		0-3	0-3	0-0	1	0	0	0	0	0	0	6
Walker		0-1	0-0	2-2	0	0	2	1	4	0	0	5
Howard		3-8	1-4	0-0	6	3	7	1	1	0	0	25
Brown		2-6	0-2	0-0	0	4	4	3	3	0	1	18
Love		1-2	1-1	0-0	1	2	3	0	1	1	0	8
Spencer		2-4	0-0	0-0	5	3	4	0	0	0	1	19
Clopton		0-1	0-0	0-0	0	0	0	0	1	0	0	1
Team					1							
Totals		**15-58**	**4-20**	**10-14**	**29**	**23**	**44**	**9**	**23**	**5**	**9**	**200**

SDSU		FG	3FG	FT	R	F	TP	A	TO	B	S	MP
McDaniels	*	6-10	0-2	2-2	3	2	14	4	7	0	1	26
Mitchell	*	5-10	3-6	2-2	6	0	15	3	1	1	1	25
Watson	*	4-11	2-7	0-0	3	1	10	4	2	0	2	33
Schakel	*	5-6	2-3	3-4	2	3	15	1	1	0	4	26
Hemsley	*	2-6	1-2	4-6	3	3	9	3	2	0	1	22
Seiko		0-0	0-0	3-4	3	1	3	1	1	0	3	15
Arop		0-1	0-1	0-0	4	1	0	2	1	1	0	13
Sohikish		0-0	0-0	0-0	0	0	0	1	1	0	0	3
Chang		1-2	1-2	0-0	0	0	3	1	1	2	0	5
Narain		3-4	1-1	4-4	4	2	11	0	1	0	1	12
Mensah, N.		2-5	0-0	1-3	11	2	5	0	1	1	0	14
Mensah, J.		1-2	0-0	0-0	3	0	2	0	0	0	0	6
Team					2	1			2			
Totals		**29-57**	**10-24**	**19-25**	**44**	**16**	**87**	**20**	**21**	**5**	**13**	**200**

Halftime: San Diego State 49, Jackson State 21. **FG%:** San Diego State 50.9, Jackson State 25.9. **3FG%:** San Diego State 41.7, Jackson State 20.0. **FT%:** San Diego State 76.0, Jackson State 71.4. **Officials:** Kipp Kissinger, Brad Ferrie, Marques Pettigrew. **Technicals:** San Diego State Bench.

Game 7

San Diego State 75
Illinois State 65

Dec. 1, 2018 ◆ Normal, Ill.
Redbird Arena ◆ Att.: 6,245

NORMAL, Ill. - San Diego State received strong play from its starting senior backcourt and used a relentless team effort on the glass and on the defensive end to pick up a road win at Illinois State, 75-65.

The game was part of the eighth annual Mountain West - Missouri Valley Challenge and the SDSU victory helped the Mountain West salvage a tie in the 10-games played between the teams this season.

The Aztecs snapped the Redbirds 10-game homecourt winning streak thanks in part to Devin Watson's season-high 23 points and game-high seven assists and classmate Jeremy Hemsley timely shooting en route to 17 points and five rebounds.

Possibly overlooked was another outstanding performance by sophomore Jalen McDaniels who reached double figures for a personal-best eighth straight game. McDaniels recorded his 10th career double-double with 12 points and a personal-high 15 rebounds.

The Aztecs had their best rebounding game of the season, with a 47-36 rebound advantage in the contest. It marked the second straight game in which the Aztecs enjoyed a double-digit advantage on the glass after being outrebounded in three of the first five contests of the season. The -11 rebound margin marked the worst of the season for the Redbirds.

SDSU limited Illinois State to 31.0 percent field goal shooting, its lowest percentage in nearly 21 months, since No. 21 Wichita State limited the Redbirds to 29.3 percent on March 5, 2017.

San Diego State led for 37:20 of the contest, including the entire second half. The Aztecs were never really in danger in the second half, but when Illinois State cut the deficit to 55-49 with 11:37 to play, the Aztecs responding with an 8-0 run. Hemsley converted on a basket and followed it with a try on the next possession and Watson made a three-pointer of his own to push the lead back to 14 points.

SDSU		FG	3FG	FT	R	F	TP	A	TO	B	S	MP
Watson	*	7-14	3-7	6-9	3	1	23	7	4	0	0	38
McDaniels	*	6-14	0-2	0-1	15	3	12	2	1	0	1	39
Mitchell	*	3-9	0-4	3-7	2	4	9	1	2	0	1	20
Schakel	*	1-3	1-2	0-0	7	5	3	0	0	0	0	25
Hemsley	*	7-13	2-5	1-3	5	4	17	3	5	1	3	39
Seiko		0-0	0-0	0-0	0	2	0	0	0	0	0	4
Arop		2-4	0-0	3-4	4	1	7	0	1	0	0	12
Mensah, N.		1-3	0-0	2-2	10	4	4	0	1	1	1	23
Team					1							
Totals		**27-60**	**6-20**	**15-26**	**47**	**24**	**75**	**13**	**14**	**2**	**6**	**200**

Illinois State		FG	3FG	FT	R	F	TP	A	TO	B	S	MP
Copeland	*	4-13	1-6	0-0	3	2	9	2	0	0	0	25
Evans	*	1-8	0-3	0-0	3	4	2	1	2	0	0	29
Fayne	*	2-8	0-0	12-15	3	5	16	1	0	0	1	31
Tinsley	*	2-7	0-5	2-2	6	2	6	1	0	1	3	27
Yarbrough	*	4-12	0-2	8-12	13	3	16	2	6	0	0	33
Gassman		0-1	0-1	0-0	0	1	0	0	1	0	1	9
Jefferson		4-7	4-7	2-2	1	3	14	1	2	0	0	32
Idowu		1-2	0-0	0-0	3	2	2	0	0	0	0	14
Team					4							
Totals		**18-58**	**5-24**	**24-31**	**36**	**22**	**65**	**8**	**11**	**1**	**5**	**200**

Halftime: San Diego State 37, Illinois State 32. **FG%:** San Diego State 45.0, Illinois State 31.0. **3FG%:** San Diego State 30.0, Illinois State 20.8. **FT%:** Illinois State 77.4, San Diego State 57.7. **Officials:** Eric Curry, Randy Heimerman, Tom O'Neil. **Technicals:** Jeremy Hemsley (San Diego State).

Game 8

San Diego 73
San Diego State 61

Dec. 5, 2018 ◆ San Diego, Calif.
Viejas Arena ◆ Att.: 11,082

SAN DIEGO - San Diego connected on seven three-point field goals after intermission and shot 56.0 percent after the break to overcome a halftime deficit and defeat San Diego State, 73-61.

The Toreros snapped the Aztecs 11-game win streak in the series in games played indoors and won enemy ground for the first time since 2000.

The Aztecs played stellar defense in the first half, limiting USD to 35.7 percent field goal shooting and 0-for-11 from beyond the arc. Despite the strong performance on that side of the floor, the Aztecs, which led by as many as nine points, only entered halftime with a seven-point lead.

San Diego used a 16-5 run to open the second half to build a four-point advantage. The Aztecs took their final lead of the evening on a pair of free throws by sophomore Jordan Schakel with 10:57 to play.

USD responded with a 10-0 run to take an eight-point advantage with 7:23 to play.

The Aztecs made a final push, cutting the deficit to four points on a Devin Watson basket with 3:04 to play, but USD drew a foul late in the shot clock, converted two free throws and SDSU could draw no closer.

San Diego State was led by Watson, who tallied a game-high 22 points and added three assists. Sophomore Matt Mitchell added 13 points, four rebounds and three assists for SDSU. McDaniels reached double-figures for a career-high ninth straight game with 12 points.

USD, who had six different players make a three-point basket in the game, was led by Isaiah Pineiro with 21 points and five rebounds.

San Diego		FG	3FG	FT	R	F	TP	A	TO	B	S	MP
Pineiro	*	7-14	1-3	6-9	5	5	21	2	5	0	0	32
Floresca	*	2-6	1-3	2-2	4	5	7	4	0	0	0	19
Williams	*	3-8	1-6	0-0	3	3	7	4	1	0	0	38
Carter III	*	4-10	2-6	0-1	2	4	10	2	1	1	1	32
Wright	*	5-9	1-3	7-9	4	2	18	2	2	0	3	40
Calcaterra		0-0	0-0	1-2	0	0	1	0	0	0	0	0+
Hylton		0-0	0-0	0-0	1	0	0	0	0	1	0	3
Jonah		0-1	0-0	0-3	4	1	0	0	0	1	0	8
Martinez		0-0	0-0	0-0	0	0	0	0	0	0	0	1
Ferguson		0-0	0-0	0-0	0	0	0	0	0	0	0	2
Sullivan		3-5	1-3	2-4	7	3	9	0	0	2	0	25
Team					2							
Totals		**24-53**	**7-24**	**18-30**	**32**	**23**	**73**	**14**	**9**	**5**	**4**	**200**

San Diego State		FG	3FG	FT	R	F	TP	A	TO	B	S	MP
McDaniels	*	3-9	0-3	6-8	8	5	12	2	4	0	0	29
Mitchell	*	2-4	1-1	8-10	4	5	13	3	1	0	0	35
Watson	*	9-14	3-6	1-2	2	2	22	3	4	0	0	40
Schakel	*	0-3	0-2	2-2	4	5	2	1	0	0	0	14
Hemsley	*	2-8	0-1	2-3	3	2	6	0	2	0	1	35
Seiko		0-2	0-1	0-0	0	1	0	0	0	0	1	11
Arop		0-2	0-1	0-0	2	1	0	1	1	0	0	16
Narain		0-0	0-0	0-0	0	1	0	0	0	0	0	4
Mensah, N.		2-2	0-0	2-5	3	3	6	0	0	2	0	16
Team					4							
Totals		**18-44**	**4-15**	**21-30**	**30**	**25**	**61**	**10**	**12**	**2**	**2**	**200**

Halftime: San Diego State 33, San Diego 26. **FG%:** San Diego 45.3, San Diego State 40.9. **3FG%:** San Diego 29.2, San Diego State 26.7. **FT%:** San Diego State 70.0, San Diego 60.0. **Officials:** Gregory Nixon, Mike Scyphers, Doran Gotschall. **Technicals:** Jalen McDaniels (San Diego State).

Game 9

California 89
San Diego State 83

Dec. 8, 2018 ◆ Berkeley, Calif.
Viejas Arena ◆ Att.: 5,268

BERKELEY, Calif. - California converted of four of its final five three-point field goal attempts over the final 4:21 of the contest to overcome a late eight-point deficit and defeat San Diego State, 89-83.

The Aztecs led 78-71 with 3:53 to play in the contest, but the Bears outscored the SDSU 18-5 over the final stretch to hand SDSU just its second loss to California in the last six meetings.

The loss was the second in a row for San Diego State, which had responded from its previous four losses with a victory in the following game.

San Diego State produced a tremendous offensive game. The Aztecs posted 83 points, connected on 54.7 percent of its field goals and a remarkable 57.1 percent of its three-point field goals (12-of-21).

This marked just the second time since Dec. 27, 2013 that San Diego State scored at least 83 points, made at least 12 three-point field goals, and shot at least 55.6 percent from the field (other was vs. Colorado State, 1-24-18).

Unfortunately, California enjoyed a big offensive night as well, connecting on 52.7 percent from the floor and making 13 three-point field goals.

The Aztecs were led by sophomore Jalen McDaniels, who had a team-high 20 points and added six rebounds and five assists. Senior guard Jeremy Hemsley was sensational, connecting on 5-of-6 three-point field goals en route to 19 points and six rebounds.

Sophomore Jordan Schakel (14 points) and senior guard Devin Watson (13 points) rounded out the double-figure scoring Aztecs.

SDSU		FG	3FG	FT	R	F	TP	A	TO	B	S	MP
McDaniels	*	7-13	0-1	6-6	6	1	20	5	1	0	1	37
Mitchell	*	3-9	1-4	0-0	4	4	7	3	3	0	0	23
Watson	*	5-11	2-5	1-2	2	3	13	7	3	0	0	36
Schakel	*	4-6	4-5	2-2	2	4	14	1	1	0	0	37
Hemsley	*	7-11	5-6	0-0	6	2	19	1	2	0	1	37
Seiko		0-0	0-0	2-2	1	2	2	0	0	0	0	7
Arop		0-0	0-0	0-0	0	0	0	0	0	0	0	0
Narain		1-1	0-0	0-1	2	1	2	0	1	0	0	11
Mensah, N.		2-2	0-0	2-2	1	0	6	1	0	0	0	12
Team					2							
Totals		**29-53**	**12-21**	**13-15**	**26**	**17**	**83**	**18**	**11**	**0**	**2**	**200**

California		FG	3FG	FT	R	F	TP	A	TO	B	S	MP
Sueing	*	6-11	4-6	7-7	4	2	23	1	3	0	0	37
Kelly	*	1-1	0-0	0-0	3	4	2	0	2	0	0	12
Vanover	*	1-4	1-3	0-0	1	0	3	0	0	0	0	12
McNeill	*	4-9	3-7	2-2	1	4	13	3	0	0	0	25
Austin	*	5-9	2-4	3-4	1	1	15	9	0	0	0	37
Harris-Dyson		1-2	0-0	0-0	3	1	2	1	1	0	0	13
Bradley		3-5	1-2	4-4	4	1	11	3	1	0	1	29
Gordon		2-4	1-2	2-3	2	0	7	0	1	0	0	9
Anticevich		6-10	1-4	0-0	6	3	13	1	0	1	0	26
Team					2							
Totals		**29-55**	**13-28**	**18-20**	**27**	**16**	**89**	**18**	**8**	**1**	**1**	**200**

Halftime: San Diego State 42, California 41. **FG%:** San Diego State 54.7, California 52.7. **3FG%:** San Diego State 57.1, California 46.4. **FT%:** California 90.0, San Diego State 86.7. **Officials:** Michael Irving, Chris Rastatter, Verne Harris. **Technicals:** none.

Game 10

San Diego State 99
CSU Dominguez Hills 46

Dec. 12, 2018 ◆ San Diego, Calif.
Viejas Arena ◆ Att.: 10,283

SAN DIEGO - San Diego State used a 23-0 run in the first half to cruise to a 99-46 victory at Viejas Arena over Division II member Cal State Dominguez Hills.

The 53-point victory was the fifth largest margin of victory in school history and the largest since an 83-point win over St. Katherine College on Dec. 27, 2013.

Four Aztecs scored in double figures led by sophomore forward Matt Mitchell's 20 points. Mitchell connected on 3-of-6 from beyond the arc en route to his fourth career 20-point scoring effort and second of the 2018-19 campaign.

Sophomore forward Jalen McDaniels added 13 points, six rebounds and four assists for San Diego State.

The Aztecs, who were meeting Dominguez Hills for the first time, broke a two-game losing streak.

The game was tied at nine with 13:40 to play in the first half when the Aztecs went on their monster spurt. SDSU got points from eight different players during the 23-0 run - Jordan Schakel 5, Nolan Narain 4, Nathan Mensah 3, Adam Seiko 3, Devin Watson 3, Jeremy Hemsley 2, Matt Mitchell 2 and Jalen McDaniels. Dominguez Hills was held without a point for 7:45 during the SDSU run.

San Diego State dominated every statistical category, including rebounding (53-27), field goal percentage (49.3-30.9), three-point field goal percentage (51.9-12.5), assists (28-10) and turnovers forced (18-10).

CSUDH		FG	3FG	FT	R	F	TP	A	TO	B	S	MP
Chavers	*	4-5	0-0	0-0	1	4	8	0	1	0	0	14
Hatfield	*	0-5	0-5	0-0	4	1	0	2	1	1	0	23
Whitsett	*	2-4	0-0	0-0	3	4	4	0	1	2	0	15
Brown	*	2-10	0-2	1-2	2	1	5	1	1	0	1	23
Morris	*	0-5	0-4	0-0	3	2	0	5	3	0	0	29
Kresl		2-9	1-5	3-4	1	2	8	0	2	0	1	14
Hicks		1-3	0-1	0-0	5	1	2	0	2	0	0	18
Howard		3-5	1-1	4-4	2	2	11	0	4	1	2	24
Garcia		3-8	1-6	0-0	2	1	7	2	0	0	1	21
Cascio		0-1	0-0	0-0	0	0	0	0	0	0	0	3
Obeni		0-0	0-0	1-4	3	4	1	0	0	1	1	16
Team					1				3			
Totals		**17-55**	**3-24**	**9-14**	**27**	**22**	**46**	**10**	**18**	**5**	**6**	**200**

SDSU		FG	3FG	FT	R	F	TP	A	TO	B	S	MP
McDaniels	*	5-13	2-3	1-2	6	1	13	4	0	0	0	22
Mitchell	*	8-13	3-6	1-2	4	2	20	2	0	0	0	23
Watson	*	4-9	4-6	0-0	2	0	12	8	1	0	1	25
Schakel	*	3-7	1-4	0-0	7	4	7	2	1	0	0	21
Hemsley	*	1-4	0-1	1-4	3	1	3	5	1	0	0	20
Seiko		3-4	3-4	4-4	5	1	13	2	1	0	0	23
Arop		4-6	0-0	0-0	3	2	8	0	2	0	0	11
Sohikish		0-0	0-0	2-2	1	4	2	2	0	0	1	7
Chang		1-4	1-3	0-0	3	0	3	1	0	0	0	7
Narain		4-5	0-0	1-2	7	1	9	2	2	1	0	13
Mensah, N.		3-5	0-0	2-3	6	1	8	0	2	1	1	18
Mensah, J.		0-3	0-0	1-3	2	0	1	0	0	0	0	10
Team					4							
Totals		**36-73**	**14-27**	**13-22**	**53**	**17**	**99**	**28**	**10**	**2**	**3**	**200**

Halftime: San Diego State 48, CSU Dominguez Hills 16. **FG%:** San Diego State 49.3, CSU Dominguez Hills 30.9. **3FG%:** San Diego State 51.9, CSU Dominguez Hills 12.5. **FT%:** CSU Dominguez Hills 64.3, San Diego State 59.1. **Officials:** Steve Olson, Jim Schipper, Lewis Garrison. **Technicals:** none.

Game 11

San Diego State 90
Brigham Young 81

Dec. 22, 2018 ◆ San Diego, Calif.
Viejas Arena ◆ Att.: 11,321

SAN DIEGO - San Diego State used an 18-3 run early in the first half, built a 20-point first half lead and were never threatened in a 90-81 victory over Brigham Young.

The Aztecs tied a school record by claiming its third consecutive victory in the series and defeated the Cougars in San Diego for the first time since Feb. 23, 2008.

San Diego State posted 90 points on the strength of 52.8 percent shooting from the field, 12 three-point field goals and 22 free throws. The Aztecs had 20 assists on their 28 made field goals.

It marked the second straight game SDSU has scored at least 90 points for the first time since Nov. 30 and Dec. 2, 2000.

Four San Diego State players reached double figures, led by senior guard Devin Watson.

Watson scored 23 points and added eight assists, four rebounds and three steals. The senior got to the free throw line 16 times (making 12) and recorded his fifth 20-point game of the season.

Sophomore Matt Mitchell scored 22 points, on the strength of 9-of-12 shooting from the field. Mitchell was instrumental in getting the Aztecs off to a good start, scoring six of SDSU's first seven points. It marked the 10th time in his career he has scored at least 15 points, with San Diego State posting a 9-1 record in those games.

Senior guard Jeremy Hemsley had 14 points, five rebounds, four assists and three steals, while sophomore Jordan Schakel had 12 points, career-high eight rebounds and two assists.

San Diego State led 10-9 with 16:56 left in the first half before going on an 18-3 run to open up a 16-point advantage. After that, the Aztecs led by at least eight points the final 35:18 of the contest.

Brigham Young		FG	3FG	FT	R	F	TP	A	TO	B	S	MP
Childs	*	3-7	0-2	5-7	6	4	11	2	6	1	0	28
Hardnett	*	5-12	2-6	0-0	1	2	12	0	3	0	0	20
Seljaas	*	0-1	0-1	0-0	1	3	0	1	1	0	0	8
Haws	*	7-13	0-2	4-4	2	2	18	5	1	0	0	32
Harding	*	3-3	2-2	0-0	4	3	8	2	2	0	0	26
Bergersen		2-3	1-1	1-1	2	0	6	2	0	0	0	17
Emery		3-8	1-5	0-0	2	2	7	2	2	0	2	24
Maughan		0-0	0-0	0-0	0	0	0	1	0	0	0	1
Cannon		1-2	1-1	0-0	1	2	3	1	0	0	0	8
Baxter		0-0	0-0	0-0	1	0	0	0	0	0	0	3
Nixon		0-0	0-0	0-0	0	2	0	0	1	0	0	7
Lee		2-2	1-1	0-0	2	2	5	0	0	0	0	5
Worthington		5-7	0-0	1-1	5	2	11	0	1	0	1	21
Team					2				1			
Totals		**31-58**	**8-21**	**11-13**	**29**	**24**	**81**	**16**	**18**	**1**	**3**	**200**

SDSU		FG	3FG	FT	R	F	TP	A	TO	B	S	MP
McDaniels	*	2-8	0-3	2-4	2	4	6	3	1	0	1	22
Mitchell	*	9-12	3-4	1-3	2	2	22	2	0	0	0	36
Watson	*	4-11	3-8	12-16	4	0	23	8	2	0	3	37
Schakel	*	4-7	4-6	0-0	8	2	12	2	2	0	1	35
Hemsley	*	4-9	1-3	5-6	5	2	14	4	4	1	3	36
Seiko		0-1	0-1	2-2	1	0	2	0	0	0	0	8
Narain		2-2	1-1	0-1	2	1	5	1	1	0	0	8
Mensah, N.		3-3	0-0	0-0	2	3	6	0	1	1	0	18
Team					2							
Totals		**28-53**	**12-26**	**22-32**	**28**	**14**	**90**	**20**	**11**	**2**	**8**	**200**

Halftime: San Diego State 52, Brigham Young 38. **FG%:** Brigham Young 53.4, San Diego State 52.8. **3FG%:** San Diego State 46.2, Brigham Young 38.1. **FT%:** Brigham Young 84.6, San Diego State 68.8. **Officials:** David Hall, Deldre Carr, Steve Olson. **Technicals:** none.

Game 12

Brown 82
San Diego State 61

Dec. 29, 2018 ◆ San Diego, Calif.
Viejas Arena ◆ Att.: 10,821

SAN DIEGO - Desmond Cambridge scored 25 points, including making four 3-point shots in a dizzying first-half barrage that helped carry Brown to an 82-61 victory against San Diego State on Saturday night.

The Bears (9-4) made six 3-pointers overall in a 26-0 run that gave them a 50-22 lead just before halftime.

As the Bears were draining 3s, San Diego State (7-5) went more than eight minutes without scoring. After Aguek Arop made a 3-pointer to pull the Aztecs to 24-20 with 8:32 left before halftime, they didn't score again until Arop had a slam dunk with 29 seconds left to make it 50-22.

SDSU simply had no answer for Brown during the decisive run. After Tamenang Choh made a layup for a 26-20 Brown lead, the Aztecs missed three jumpers on their next possession. Brown's Travis Fuller, who played at La Costa Canyon High in northern San Diego County, rebounded to set up a 3-pointer by Cambridge.

Brown made 3s on its next four possessions, with Cambridge and Okolie alternating shots from behind the arc. Okolie's second 3 made it 41-20. The run continued with nine more points by Brown, with Cambridge hitting another 3 and Okolie making a turn-around jumper and a layup.

Cambridge went down hard after committing his third foul with 14 minutes left and got up favoring his right knee. He came out of the game but later returned.

Jalen McDaniels scored 19 and Arop 11 for SDSU, which was coming off a 90-81 win against Brigham Young.

Brown		FG	3FG	FT	R	F	TP	A	TO	B	S	MP
Howard	*	4-6	2-3	1-2	5	4	11	0	1	0	0	23
Choh	*	7-9	0-0	2-2	6	3	16	6	3	1	0	28
Okolie	*	5-10	3-4	0-1	4	1	13	5	1	0	1	28
Hunsaker	*	1-5	1-4	0-0	4	2	3	2	0	1	2	29
Cambridge	*	9-15	7-11	0-0	4	4	25	2	0	1	2	28
Mitchell		1-1	0-0	0-0	2	2	2	1	0	0	0	12
Fuller		1-1	0-0	0-0	3	2	2	1	2	0	0	11
Anderson		3-8	2-5	1-2	0	2	9	2	3	0	0	21
Mawanda-Kalema		0-2	0-0	0-0	0	0	0	0	0	0	0	2
Franks		0-0	0-0	0-0	1	1	0	0	0	0	0	2
Sullivan		0-0	0-0	0-0	2	3	0	1	1	0	0	6
Shaughnessy		0-0	0-0	0-0	1	0	0	0	1	0	0	3
Shaper		0-1	0-1	1-2	2	0	1	0	0	0	0	2
Gainey		0-0	0-0	0-0	0	0	0	0	0	0	0	2
DeWolf		0-0	0-0	0-0	0	0	0	0	0	0	0	3
Team					2				1			
Totals		**31-58**	**15-28**	**5-9**	**36**	**24**	**82**	**21**	**13**	**2**	**5**	**200**

SDSU		FG	3FG	FT	R	F	TP	A	TO	B	S	MP
McDaniels	*	7-14	2-3	3-4	6	2	19	2	3	2	3	32
Mitchell	*	3-8	0-3	2-4	1	2	8	1	3	0	0	27
Watson	*	1-7	0-4	2-4	2	2	4	5	2	0	0	30
Schakel	*	2-5	2-4	3-4	3	1	9	2	1	1	2	28
Hemsley	*	0-4	0-2	0-0	2	2	0	1	1	1	0	29
Arop		3-8	1-1	4-4	5	2	11	0	1	0	1	14
Sohikish		0-0	0-0	0-0	0	0	0	0	0	0	0	6
Chang		0-0	0-0	0-0	1	0	0	0	2	0	0	6
Narain		0-0	0-0	1-2	0	1	1	0	0	1	0	7
Mensah, N.		3-4	0-0	3-4	7	3	9	1	1	2	0	15
Mensah, J.		0-4	0-0	0-0	0	1	0	0	0	0	0	6
Team					5							
Totals		**19-54**	**5-17**	**18-26**	**32**	**16**	**61**	**12**	**14**	**7**	**6**	**200**

Halftime: Brown 50, San Diego State 22. **FG%:** Brown 53.4, San Diego State 35.2. **3FG%:** Brown 53.6, San Diego State 29.4. **FT%:** San Diego State 69.2, Brown 55.6. **Officials:** Michael Irving, Nate Harris, John Paul Guerrero. **Technicals:** none.

Game 13

San Diego State 65
CSUN 60

Jan. 1, 2019 ◆ San Diego, Calif.
Viejas Arena ◆ Att.: 9,971

SAN DIEGO - San Diego State overcame a 19-point second half deficit to defeat CSUN, 65-60, at Viejas Arena.

The Aztecs overcame their second 19-point deficit to win for the second time this season. Against the Matadors, the Aztecs trailed 46-27 with 15:12 to play but closed the game on a 38-14 run to win their fourth straight game in the series.

Sophomore forward Jalen McDaniels led the way for the Aztecs, recording his second double-double of the season with team-highs 20 points and 13 rebounds. Senior guard Devin Watson added 14 points (12 in the second half) and six assists, while senior guard Jeremy Hemsley tallied 13 points (10 in the second half).

For the second consecutive game, San Diego State struggled to score in the first half. The Aztecs connected on just 9-of-32 shots in the first half (28.1 percent) and 2-of-15 from three-point range (13.3 percent) prior to intermission. That helped enable CSUN to close the half on a 12-4 run in the final 4:29 of the first half and open a 32-21 halftime advantage.

Entering the game, SDSU had overcome a double-digit halftime deficit to win on three occasions in the last 23 seasons.

The deficit grew to 19 points in the opening minutes of the second half and the Aztecs trailed by 15 with 11:17 to play. SDSU got the deficit to eight points with a 7-0 run, on the strength of a bucket by McDaniels and consecutive field goals by Hemsley (5 points).

CSUN pushed the lead to 10 points but SDSU erased that with a 10-0 run. This time Watson (two treys) and Matt Mitchell (4 points) keyed the run.

CSUN led for the final time, 60-58, with 2:12 to play but SDSU took the lead for good by scoring on consecutive possessions, first on a Hemsley three (1:57) than a driving layup by Watson (1:02) put SDSU up for good.

The 19-point second-half deficit marked the second largest ever overcome by San Diego State in recorded history (since 1996-97).

CSUN		FG	3FG	FT	R	F	TP	A	TO	B	S	MP
Diane	*	9-23	0-1	5-5	14	4	23	0	4	2	3	35
Ou	*	2-4	0-0	4-6	5	2	8	0	0	0	1	35
Gomez	*	4-10	2-7	0-0	2	2	10	2	4	0	0	38
Brown II	*	2-9	1-4	2-3	5	5	7	8	2	0	0	33
Gottfried	*	1-3	0-1	0-0	3	1	2	2	1	0	2	29
Henderson Jr.		3-12	1-7	3-3	6	1	10	1	1	1	1	27
Pearre		0-0	0-0	0-0	1	0	0	0	1	0	0	3
Team					3							
Totals		**21-61**	**4-20**	**14-17**	**39**	**15**	**60**	**13**	**13**	**3**	**7**	**200**

SDSU		FG	3FG	FT	R	F	TP	A	TO	B	S	MP
McDaniels	*	9-13	1-2	1-2	13	2	20	2	4	0	2	35
Mitchell	*	2-7	0-2	2-2	5	4	6	2	2	0	2	17
Watson	*	4-15	2-7	4-5	3	1	14	6	1	0	1	32
Schakel	*	1-6	1-6	0-0	4	2	3	3	0	0	1	25
Hemsley	*	5-11	3-4	0-0	2	1	13	0	3	0	0	29
Seiko		2-3	1-2	0-0	1	0	5	1	0	0	1	18
Arop		0-2	0-2	0-0	2	2	0	2	1	2	1	15
Narain		0-2	0-0	0-0	0	1	0	0	0	0	0	5
Mensah, N.		2-3	0-0	0-0	6	1	4	0	0	2	0	24
Team					1							
Totals		**25-62**	**8-25**	**7-9**	**37**	**14**	**65**	**16**	**11**	**4**	**8**	**200**

Halftime: CSUN 32, San Diego State 21. **FG%:** San Diego State 40.3, CSUN 34.4. **3FG%:** San Diego State 32.0, CSUN 20.0. **FT%:** CSUN 82.4, San Diego State 77.8. **Officials:** Kipp Kissinger, Deron White, Bill Vinovich. **Technicals:** none.

Game 14

Boise State 88
San Diego State 64

Jan. 5, 2019 ◆ Boise, Idaho
Taco Bell Arena ◆ Att.: 5,425

BOISE, Idaho - Derrick Alston had a career-high 30 points on 9-of-14 shooting and Boise State led by throughout the second half in an 88-64 win over San Diego State on Saturday night.

Alston's 30 points was the first 30-point game of the season for any Boise State player. His 30 points also was the 55th 30-plus point game in program history. He recorded careeer highs in made field goals (9), field goals attempted (14), made free throws (10) and free throws attempted (12) in 29 minutes of play.

Alex Hobbs added 18 points for the Broncos (7-8, 2-0 Mountain West Conference), who have won three of their last four games.

Boise State led by 23 late in the first half and went into the break with a 46-25 lead. San Diego State opened the second half with a 12-2 run to cut the deficit to eleven but that was as close as the Aztecs (8-6, 0-1) would get.

The loss snapped a San Diego State six-game Mountain West regular-season win streak and a nine-game win streak against teams from the Mountain West Conference.

Devin Watson had 24 points on 7-of-14 shooting from the field. It was his sixth 20-plus scoring game of the season, 10th while at San Diego State and 29th of his career. Watson led the Aztecs in scoring for the sixth time this season in 15th time in his career.

Jalen McDaniels added 14 points for San Diego State, which made just 3-of-21 from 3-point range. With the 14 points in Boise, McDaniels tallies 53 points in his last three game, averaging 18.3 points per game. He also tallied a team-high five rebounds for SDSU against the Broncos.

SDSU		FG	3FG	FT	R	F	TP	A	TO	B	S	MP
McDaniels	*	6-13	0-2	2-2	5	5	14	1	2	0	1	28
Mitchell	*	3-5	0-1	0-0	2	5	6	1	2	0	0	13
Watson	*	7-14	2-7	8-10	3	3	24	3	2	0	2	36
Schakel	*	2-6	1-5	3-4	2	5	8	2	0	0	1	20
Hemsley	*	1-6	0-3	2-4	3	1	4	0	2	0	0	27
Seiko		0-1	0-1	0-0	0	0	0	1	1	0	0	23
Arop		0-2	0-1	0-0	1	1	0	1	0	0	0	14
Chang		0-1	0-1	0-0	1	1	0	1	0	0	0	5
Narain		0-0	0-0	0-0	1	1	0	0	0	0	0	10
Mensah, N.		2-5	0-0	0-0	3	2	4	0	0	0	1	16
Mensah, J.		1-1	0-0	2-2	1	1	4	0	0	1	0	8
Team					3							
Totals		**22-54**	**3-21**	**17-22**	**25**	**25**	**64**	**10**	**9**	**1**	**5**	**200**

BOISE STATE		FG	3FG	FT	R	F	TP	A	TO	B	S	MP
Haney	*	2-4	0-1	2-2	2	1	6	1	0	0	1	17
Dickinson	*	4-4	1-1	0-0	3	2	9	1	0	0	2	38
Jessup	*	3-9	3-7	0-0	8	3	9	5	2	0	0	33
Williams	*	1-2	0-0	4-7	4	1	6	0	4	0	1	17
Hobbs	*	7-12	1-5	3-3	5	3	18	0	1	0	0	29
Harwell		0-0	0-0	0-0	0	0	0	1	0	0	0	8
Dembley		1-4	1-3	0-1	1	2	3	1	2	0	0	8
Alston		9-14	2-5	10-12	4	1	30	1	2	1	0	29
Wacker		2-2	0-0	3-3	3	4	7	3	1	1	0	21
Team					3							
Totals		**29-51**	**8-22**	**22-28**	**33**	**17**	**88**	**13**	**12**	**2**	**4**	**200**

Halftime: Boise State 46, San Diego State 25. **FG%:** Boise State 56.9, San Diego State 40.7. **3FG%:** Boise State 36.4, San Diego State 14.3. **FT%:** Boise State 78.6, San Diego State 77.3. **Officials:** Jim Schipper, Eric Curry, David Hall. **Technicals:** Matt Mitchell (San Diego State).

Game 15

San Diego State 84
Wyoming 54

Jan. 8, 2019 ◆ San Diego, Calif.
Viejas Arena ◆ Att.: 10,130

SAN DIEGO - Jalen McDaniels had 22 points and 12 rebounds, and Matt Mitchell scored 20 as SDSU ran past Wyoming 84-54 Tuesday night. Jordan Schakel scored 14 points and Devin Watson had 12 points and eight assists for the Aztecs (9-6, 1-1), who lost 88-64 Boise State on Saturday night.

After making only 3 of 21 3-point shots at BSU, the Aztecs made their first five from behind the arc — two each by Mitchell and Schakel — in taking a 23-9 lead against the Cowboys. They made 9 of 15 en route to a 48-25 halftime lead and 12 of 24 overall.

Jalen McDaniels notched his third double-double of the season and 12th of his career and led SDSU in scoring for the fifth time this season and 14th time of his career.

The Aztecs beat Wyoming for the 11th straight time at Viejas Arena. Four of SDSU's last 10 MWC wins have been by 30 points.

It was Wyoming's worst loss since Jan. 29, 2011, when fourth-ranked SDSU won 96-57.

Justin James scored 18, Hunter Thompson 11 and Trevon "TJ" Taylor 10 for Wyoming (4-12, 0-3), which lost for a third straight game and six of its last seven.

The Cowboys were without five players, including two of their top five scorers, Hunter Maldonado and Jake Hendricks. They added walk-on guard KC Henry, a redshirt sophomore, to the roster.

Nolan Narain was a scratch because he was still sore after a collision in the Boise State loss and senior guard Jeremy Hemsley had the flu and was sent home.

Wyoming		FG	3FG	FT	R	F	TP	A	TO	B	S	MP
Thompson	*	4-6	3-4	0-2	3	2	11	1	2	0	0	35
Naughton	*	1-2	0-0	0-2	0	2	2	0	1	0	0	10
James	*	5-14	2-6	6-9	6	3	18	3	4	0	0	37
Banks	*	1-3	0-0	5-8	4	1	7	0	1	1	2	32
Young	*	0-10	0-4	2-2	3	3	2	1	4	2	1	29
Taylor		4-7	0-2	2-4	2	3	10	1	2	1	1	34
Porter		1-4	1-4	1-2	2	2	4	0	1	0	0	21
Henry		0-0	0-0	0-0	1	0	0	0	0	0	0	2
Team					3							
Totals		**16-46**	**6-20**	**16-29**	**24**	**16**	**54**	**6**	**16**	**4**	**4**	**200**

SDSU		FG	3FG	FT	R	F	TP	A	TO	B	S	MP
McDaniels	*	8-14	0-1	6-7	12	1	22	1	3	1	2	33
Mitchell	*	7-11	4-4	2-2	6	5	20	3	2	0	1	26
Mensah, N.	*	2-4	0-0	0-0	6	5	4	2	2	1	0	25
Watson	*	4-10	4-9	0-0	2	2	12	8	5	0	0	30
Schakel	*	4-7	2-5	4-6	7	4	14	2	1	0	1	32
Seiko		1-2	1-2	2-2	0	3	5	0	0	0	0	17
Arop		1-2	0-0	0-0	3	2	2	2	1	0	1	21
Sohikish		1-3	0-1	0-0	0	0	2	1	0	0	0	3
Chang		1-2	1-2	0-0	3	0	3	1	0	0	1	7
Mensah, J.		0-2	0-0	0-0	0	4	0	0	0	0	0	6
Team					1							
Totals		**29-57**	**12-24**	**14-17**	**40**	**26**	**84**	**20**	**15**	**2**	**6**	**200**

Halftime: San Diego State 48, Wyoming 25. **FG%:** San Diego State 50.9, Wyoming 34.8. **3FG%:** San Diego State 50.0, Wyoming 30.0. **FT%:** Sa Diego State 82.4, Wyoming 55.2. **Officials:** Tony Padilla, Rodrick Dixon, Kelly Pfeifer. **Technicals:** none.

Game 16

Air Force 62
San Diego State 48

Jan. 12, 2019 ◆ USAFA, Colo.
Clune Arena ◆ Att.: 2,346

USAFA, Colo. – Lavelle Scottie and Ryan Swan recorded double-doubles for Air Force and the Falcons withstood a frantic second-half rally to defeat San Diego State, 62-48.

The Air Force victory, which snapped a three-game San Diego State win streak in the series, came in large part due to the performances of Swan (15 points and 15 rebounds) and Scottie (16 points and 11 rebounds).

SDSU was unable to win despite holding the Falcons to 39.0 percent field goal shooting and 32.1 percent from three-point range.

Neither team shot the ball well early, with San Diego State connecting on just 5-of-22 attempts (22.7 percent) from the floor in the first half and Air Force making 9-of-30 shots (30.0 percent). However, the Falcons were able to build a 28-14 halftime advantage on the strength of eight offensive rebounds in the first half (leading to 13 second-chance points) and forcing seven Aztec turnovers.

The Falcons pushed the lead to 16 points by scoring the first basket of the second half before the Aztecs started to chip away. Trailing 45-30 with 10 minutes to play, the Aztecs used a 14-3 run over the next four minutes to cut the deficit to four points. Jalen McDaniels capped the run with to cut the Air Force advantage to 48-44.

However, on its next three offensive possessions, the Aztecs missed a pair of free throws and had consecutive turnovers (one of which led to an uncontested layup) to allow Air Force to open the game back up.

McDaniels continued his strong play, posting his second consecutive double-double with 18 points and 11 rebounds. Senior guard Devin Watson added nine points, four rebounds and four assists. Freshman forward Nathan Mensah, making his second career start added four points and five rebounds.

SDSU		FG	3FG	FT	R	F	TP	A	TO	B	S	MP
McDaniels	*	8-15	0-1	2-3	11	1	18	0	4	0	1	33
Mitchell	*	2-7	0-2	1-1	2	1	5	1	3	0	1	32
Mensah, N.	*	2-3	0-0	0-0	5	4	4	0	0	0	0	13
Watson	*	3-10	0-5	3-3	4	1	9	4	2	0	1	33
Schakel	*	1-7	1-5	1-2	3	2	4	0	0	0	3	32
Seiko		1-1	1-1	0-2	2	0	3	0	0	0	0	20
Arop		1-2	0-0	1-1	1	4	3	0	0	0	0	11
Hemsley		1-5	0-3	0-1	3	2	2	2	4	0	0	26
Team					2							
Totals		**19-50**	**2-17**	**8-13**	**33**	**15**	**48**	**7**	**13**	**0**	**6**	**200**

Air Force		FG	3FG	FT	R	F	TP	A	TO	B	S	MP
Scottie	*	7-16	2-7	0-0	11	3	16	2	3	0	0	34
Swan	*	4-11	0-4	7-9	15	1	15	2	2	1	1	32
Tomes	*	0-4	0-3	0-0	6	3	0	2	1	1	0	30
Walker	*	7-13	5-8	0-0	1	4	19	2	1	0	3	33
Van Soelen	*	3-4	0-1	0-1	0	3	6	1	1	0	2	28
Morris		1-3	1-3	0-0	1	1	3	1	1	0	2	15
Joyce		1-6	1-2	0-0	3	0	3	1	0	0	0	18
Akaya		0-1	0-0	0-0	0	2	0	1	0	0	0	5
Louder		0-1	0-0	0-0	0	0	0	0	0	0	0	5
Team					2							
Totals		**23-59**	**9-28**	**7-10**	**39**	**17**	**62**	**12**	**10**	**2**	**8**	**200**

Halftime: Air Force 28, San Diego State 14. **FG%:** Air Force 39.0, San Diego State 38.0. **3FG%:** Air Force 32.1, San Diego State 11.8. **FT%:** Air Force 70.0, San Diego State 61.5. **Officials:** Mike Scyphers, Larry Spaulding, Brent Meaux. **Technicals:** none.

Game 17

San Diego State 97
New Mexico 77

Jan. 15, 2019 ◆ San Diego, Calif.
Viejas Arena ◆ Att.: 10,277

SAN DIEGO – Sophomore forward Jalen McDaniels scored 24 points and added 11 rebounds and senior guard Devin Watson made three three-pointers in the opening four minutes of the second half as San Diego State cruised to a 97-77 victory over New Mexico at Viejas Arena.

McDaniels recorded his personal best third consecutive double-double and reached the 20-point plateau for the fifth time this season as the Aztecs won their eighth straight conference home game.

The Aztecs tied their Mountain West Conference high for points in a regulation game (97) and set a program best for assists in an MWC game with 30.

San Diego State never trailed but led by only two points in the closing moments of the first half when freshman forward Aguek Arop stole the ball and made a 65-foot heave at the first half buzzer to give the Aztecs a five-point advantage.

SDSU led by eight points with 14:47 to play before utilizing an 11-3 run to provide further cushion. McDaniels had nine points during the decisive run and had 14 of his 21 points after intermission.

San Diego State shot 55.1 percent for the game and has now won 57 straight home games when shooting at least 50 percent from the field.

In all five players reached double figures for the Aztecs. Watson ended the game with 21 points on 5-of-7 shooting from three-point range. In just his third career start Nathan Mesah was 7-for-7 from the field and ended the game with 16 points and seven rebounds.

New Mexico was led by Anthony Mathis with 21 points and Vance Jackson with 16 points.

New Mexico		FG	3FG	FT	R	F	TP	A	TO	B	S	MP
Bragg	*	4-8	0-0	4-4	4	3	12	2	2	2	0	17
Jackson	*	6-14	2-8	2-2	6	1	16	2	3	0	1	28
Maluach	*	0-8	0-6	0-0	2	2	0	5	2	0	1	30
Kuiper	*	4-5	3-4	0-0	3	4	11	2	0	0	0	24
Mathis	*	6-11	6-10	3-4	0	2	21	0	2	0	1	33
Manigault		1-2	0-0	2-2	2	2	4	0	1	0	0	9
McGee		2-5	2-3	2-2	2	0	8	3	3	0	0	20
Percy		0-0	0-0	0-0	0	0	0	1	0	0	0	2
Pinchuk		0-0	0-0	1-3	0	1	1	0	1	0	1	14
Drinnon		1-3	0-1	2-2	4	2	4	2	2	0	1	19
Ezzeddine		0-0	0-0	0-0	0	1	0	0	1	0	2	3
Arroyo		0-0	0-0	0-0	0	0	0	0	0	0	0	1
Team					2							
Totals		**24-56**	**13-32**	**16-19**	**25**	**18**	**77**	**17**	**17**	**2**	**7**	**200**

SDSU		FG	3FG	FT	R	F	TP	A	TO	B	S	MP
McDaniels	*	10-19	0-0	4-4	11	2	24	4	1	1	0	30
Mitchell	*	2-6	1-4	0-0	5	3	5	9	3	0	0	30
Mensah, N.	*	7-7	0-0	2-2	7	4	16	0	0	1	0	26
Watson	*	7-13	5-7	2-2	5	1	21	2	1	0	1	30
Hemsley	*	1-6	0-2	2-2	2	3	4	9	3	0	2	30
Seiko		0-2	0-2	0-0	1	1	0	2	1	0	0	8
Arop		4-4	1-1	1-2	4	1	10	2	2	0	1	13
Sohikish		0-0	0-0	0-0	0	0	0	0	0	0	0	2
Schakel		4-7	2-4	0-0	0	2	10	1	0	0	1	15
Chang		1-2	1-2	0-0	0	0	3	0	0	0	0	2
Narain		2-3	0-1	0-0	0	2	4	1	2	0	1	14
Team					3							
Totals		**38-69**	**10-23**	**11-12**	**38**	**19**	**97**	**30**	**13**	**2**	**6**	**200**

Halftime: San Diego State 44, New Mexico 39. **FG%:** San Diego State 55.1, New Mexico 42.9. **3FG%:** San Diego State 43.5, New Mexico 40.6. **FT%:** San Diego State 91.7, New Mexico 84.2 **Officials:** David Hall, Verne Harris, Randy McCall. **Technicals:** Jeremy Hemsley (SDSU).

Game 18

Fresno State 66
San Diego State 62

Jan. 22, 2019 ◆ Fresno, Calif.
Save Mart Center ◆ Att.: 5,792

FRESNO, Calif. – Braxton Huggins had a career-high 20 points with eight rebounds and five assists, Nate Grimes added 13 points and 16 rebounds and Fresno State rallied from a 20-point, first-half deficit to beat San Diego State 66-62 on Tuesday night.

Fresno State took its first lead, since 2-0, midway through the second half when Grimes's putback made it 52-51. Sam Bittner was fouled on a 3-pointer with 1:06 remaining and hit 2 of 3 free throws for a 63-58 lead, and Huggins made two more on their next possession.

Bittner, who had five points at halftime, sparked the second-half comeback with three early 3-pointers and finished with 18 points for Fresno State (14-4, 5-1 Mountain West). Deshon Taylor, averaging 16.6 points per game, fouled out on a charging call with 2:04 remaining.

Fresno State has won six of the last eight games in the series.

Jalen McDaniels had 19 points and 10 rebounds for San Diego State (10-8, 2-3). Jeremy Hemsley added 14 and Devin Watson 13.

Hemsley scored 10 points in the first half to help SDSU build a 39-26 lead as Fresno State was held to 8-of-27 shooting (29.6 percent). McDaniels' putback with 12.7 seconds remaining in the game was SDSU's only field goal in the final four minutes.

McDaniels continued his solid play by recording his fourth consecutive double-double. Prior to this stretch, the sophomore had never posted more than two straight double-doubles. During his last seven games, McDaniels is averaging 19.4 points, 9.7 rebounds and is shooting 56.0 percent from the field.

Hemsley moved into 13th place on the school's all-time scoring list. The senior passed Kyle Spain and Xavier Thames and now has 1,242 career points.

SDSU		FG	3FG	FT	R	F	TP	A	TO	B	S	MP
McDaniels	*	8-12	0-1	3-4	10	3	19	2	1	0	1	29
Mitchell	*	2-8	0-5	0-0	4	2	4	0	1	0	0	34
Mensah, N.	*	2-3	0-0	0-0	0	2	4	0	0	2	0	12
Watson	*	5-14	2-6	1-4	3	4	13	3	4	0	1	29
Hemsley	*	4-6	1-3	5-7	3	3	14	0	2	0	3	33
Seiko		1-2	1-2	0-0	3	1	3	1	1	0	0	18
Arop		0-1	0-0	0-0	0	2	0	1	2	0	0	10
Schakel		0-2	0-2	0-0	0	2	0	0	0	0	0	6
Narain		2-5	1-3	0-0	2	4	5	1	0	0	1	28
Team					3							
Totals		**24-53**	**5-22**	**9-15**	**28**	**23**	**62**	**8**	**11**	**2**	**6**	**199**

Fresno State		FG	3FG	FT	R	F	TP	A	TO	B	S	MP
Bittner	*	5-10	4-7	4-7	7	1	18	1	0	0	1	37
Grimes	*	6-11	0-1	1-2	15	3	13	1	2	0	1	38
Williams	*	1-4	0-2	1-2	2	4	3	0	2	0	0	20
Huggins	*	5-12	2-7	8-11	8	0	20	5	5	0	2	38
Taylor	*	3-9	3-6	0-0	2	5	9	4	4	0	0	38
McWilliams		0-4	0-2	0-0	1	2	0	0	2	0	0	14
Gray		0-1	0-0	0-0	2	1	0	0	0	0	0	1
Agau		1-3	1-2	0-0	2	4	3	0	0	0	0	12
Rojas		0-0	0-0	0-0	1	0	0	0	1	0	0	1
Team					1							
Totals		**21-54**	**10-27**	**14-22**	**41**	**20**	**66**	**11**	**17**	**0**	**4**	**199**

Halftime: San Diego State 38, Fresno State 26. **FG%:** San Diego State 45.3, Fresno State 38.9. **3FG%:** Fresno State 37.0, San Diego State 22.7. **FT%:** Fresno State 63.6, San Diego State 60.0. **Officials:** Randy McCall, Mike Reed, Steve Olsen. **Technicals:** Nate Grimes (Fresno State).

Game 19

San Diego State 94
UNLV 77

Jan. 26, 2019 ◆ San Diego, Calif.
Viejas Arena ◆ Att.: 11,254

SAN DIEGO – Jalen McDaniels had a career-high 30 points and 13 rebounds for his fifth straight double-double as San Diego State defeated UNLV 94-77 on Saturday night at Viejas Arena.

SDSU (11-8, 3-3 Mountain West) led by 11 points at halftime, and unlike in its last game against Fresno State, it didn't squander an early double-digit advantage. The Aztecs extended their bulge to 19 points about five minutes into the second half and cruised in for the win.

UNLV (11-8, 5-2) was led by Joel Ntambwe's 19 points in losing its sixth straight game at SDSU and for the 13th time in the teams' last 14 meetings. The Rebels squandered a chance to pull into a tie atop the conference standings with Nevada being idle and Fresno State losing at Colorado State.

McDaniels, who entered the game averaging nearly 20 points over his last seven games, was bothersome to the Rebels. Kawhi Leonard, during the 2010-11 season, was the last Aztecs player with five consecutive double-doubles.

UNLV entered the game among the conference leaders in numerous offensive categories but missed seven of its first eight shots as the Aztecs raced to a nine-point lead in the opening four minutes.

Amauri Hardy hit a 3-pointer, UNLV's sixth of the game, to cut the deficit to 29-27 but the Rebels missed a chance to tie the game on their following possession. McDaniels sandwiched a pair of 3-point plays around a layup by Watson to push the lead back into double figures about 2 1/2 minutes later.

McDaniels scored a career-high with 30 points (previous: 26 vs. Xavier, 11-20-18) and became just the sixth player in the last 23 years to record at least 30 points, 13 rebounds, five steals and four assists in the same game. The last was LSU's Ben Simmons on Dec. 2, 2015, who went onto be the No. 1 NBA Draft pick in 2016.

UNLV		FG	3FG	FT	R	F	TP	A	TO	B	S	MP
Ntambwe	*	8-16	3-6	0-3	6	4	19	0	0	0	0	30
T. Tchatchoua	*	1-1	0-0	0-0	2	3	2	0	3	1	0	11
Clyburn	*	3-8	1-5	0-0	4	3	7	1	4	0	2	25
Hardy	*	6-14	4-7	2-2	8	2	18	6	1	0	3	38
Robotham	*	3-6	2-4	1-2	2	3	9	6	2	0	1	35
Hamilton		1-6	1-3	0-2	0	1	3	1	0	0	0	15
Beck		1-2	0-0	1-2	0	2	3	0	0	0	0	12
Blair		5-9	1-3	2-3	5	2	13	1	3	1	0	28
Woodbury		1-3	1-2	0-0	0	2	3	0	0	0	0	6
Team					2							
Totals		**29-65**	**13-30**	**6-14**	**29**	**22**	**77**	**15**	**14**	**2**	**6**	**200**

SDSU		FG	3FG	FT	R	F	TP	A	TO	B	S	MP
McDaniels	*	9-15	2-3	10-12	13	4	30	4	1	0	5	37
Mitchell	*	4-8	0-2	3-4	5	4	11	3	3	1	2	33
Mensah, N.	*	2-4	0-0	4-4	6	3	8	0	0	2	0	24
Watson	*	6-11	1-2	2-2	2	3	15	2	3	0	3	34
Hemsley	*	5-10	1-2	2-3	2	0	13	3	3	0	1	32
Seiko		1-1	1-1	3-4	2	1	6	1	1	0	0	13
Arop		2-2	1-1	0-1	2	2	5	1	2	1	0	11
Narain		3-6	0-0	0-0	4	3	6	1	1	0	1	16
Team					2							
Totals		**32-57**	**6-11**	**24-30**	**38**	**20**	**94**	**15**	**14**	**4**	**12**	**200**

Halftime: San Diego State 46, UNLV 35. **FG%:** San Diego State 45.5, UNLV 38.2. **3FG%:** UNLV 47.4, San Diego State 42.9. **FT%:** San Diego State 76.5, UNLV 0.0. **Officials:** Larry Spaulding, Nate Harris, Scott Brown. **Technicals:** none.

Game 20

San Diego State 66
Air Force 51

Jan. 30, 2019 ◆ San Diego, Calif.
Viejas Arena ◆ Att.: 10,107

SAN DIEGO – With a revenge win against Air Force well in hand, all that was left Wednesday night was for San Diego State's Jalen McDaniels to secure his sixth straight double-double.

McDaniels got it all right, on a jumper with 2:38 to go. He finished with 11 points and 11 rebounds in SDSU's 66-51 victory, the first time in more than a month the Aztecs have won consecutive games.

His six straight double-doubles are the most at SDSU since Michael Cage had a school-record eight straight in 1983-84. McDaniels came in tied with Kawhi Leonard (2010-11) with five, the most at the school in the Mountain West era, which started in 1999-2000.

Devin Watson scored 15 points, Jeremy Hemsley 14 and Matt Mitchell 11 for the Aztecs (12-8, 4-3), who avenged a 62-48 loss at Air Force on Jan. 12. McDaniels came in leading the Aztecs with 16.8 points and 8.4 rebounds.

SDSU was coming off a 94-77 home win against UNLV on Saturday night. This is the first time SDSU won consecutive games since beating Cal State Dominguez Hills on Dec. 12 and BYU on Dec. 22, both at home. SDSU hit 7 of 12 3-pointers in taking a 36-19 halftime lead.

Unlike the game at Air Force earlier this month, the Aztecs never trailed. With the Falcons struggling against a zone defense, the Aztecs quickly built an 18-7 lead thanks in part to 3-pointers by Mitchell, Adam Seiko, McDaniels and Hemsley. Air Force got within single digits only once more.

SDSU outrebounded Air Force 38-27 and had 18 assists. In the loss at Air Force, the Aztecs had only one assist in the first half.

Air Force		FG	3FG	FT	R	F	TP	A	TO	B	S	MP
Scottie	*	9-18	0-1	4-4	2	1	22	2	2	0	2	37
Swan	*	1-3	0-0	0-0	4	3	2	2	3	1	2	27
Tomes	*	0-2	0-2	0-0	5	1	0	4	0	0	1	22
Walker	*	4-10	2-4	0-0	4	2	10	0	2	0	1	33
Van Soelen	*	2-8	0-3	1-1	3	0	5	3	0	1	0	21
Morris		0-3	0-2	0-0	2	0	0	3	0	0	0	24
Joyce		3-8	2-5	0-0	3	2	8	1	1	0	1	22
Akaya		1-1	0-0	0-0	0	0	2	0	0	0	0	2
Brown		0-0	0-0	0-0	0	3	0	0	0	0	0	1
Kinrade		0-0	0-0	0-0	2	0	0	0	0	0	0	2
Louder		1-3	0-0	0-0	1	1	2	0	2	0	2	9
Team					1							
Totals		**21-56**	**4-17**	**5-5**	**27**	**13**	**51**	**15**	**11**	**2**	**9**	**200**

SDSU		FG	3FG	FT	R	F	TP	A	TO	B	S	MP
McDaniels	*	5-16	1-3	0-0	11	2	11	4	4	1	1	34
Mitchell	*	4-9	3-6	0-0	3	3	11	1	2	0	1	27
Mensah, N.	*	1-2	0-0	2-2	5	2	4	0	1	2	0	27
Watson	*	5-13	28	3-3	1	0	15	4	1	0	0	33
Hemsley	*	5-7	2-4	2-2	6	1	14	5	1	1	1	29
Seiko		1-2	1-2	0-0	4	0	3	2	2	0	2	15
Arop		3-4	0-0	2-3	4	0	8	0	2	2	1	17
Sohikish		0-1	0-1	0-0	0	0	0	0	0	0	0	2
Chang		0-1	0-1	0-0	0	0	0	0	0	0	0	2
Narain		0-0	0-0	0-0	1	2	0	2	2	0	0	8
Mensah, J.		0-0	0-0	0-0	1	1	0	0	0	0	0	6
Team					2							
Totals		**24-55**	**9-25**	**9-10**	**38**	**11**	**66**	**18**	**16**	**6**	**6**	**200**

Halftime: San Diego State 36, Air Force 19. **FG%:** San Diego State 43.6, Air Force 37.5. **3FG%:** San Diego State 36.0, Air Force 23.5. **FT%:** Air Force 100.0, San Diego State 90.0. **Officials:** David Hall, Kevin Brill, Tommy Nunez. **Technicals:** none.

Game 21

San Diego State 67
San Jose State 56

Feb. 2, 2019 ◆ San Jose, Calif.
The Event Center ◆ Att.: 2,430

SAN JOSE, Calif. – Devin Watson and Jalen McDaniels combined to score 49 points and San Diego State picked up its third straight victory, knocking off San Jose State 67-56 on Saturday night.

San Diego State swept the season series with the Spartans last year and now have won 10 of the last 11 meetings between the programs.

The Aztecs took control early, with Matt Mitchell and McDaniels hitting back-to-back 3s to start the game and rolling to a quick 16-3 lead over the first five minutes. San Jose State rallied and Michael Steadman scored at the basket with just over two minutes left in the first half to get within a field goal, but Watson scored on a layup to send San Diego State into intermission with a 25-21 advantage.

McDaniels hit two jumpers and a 3 to push the Aztecs lead to 32-23 to start the second half.

Watson hit 5 of 11 from long range and finished with 27 points to lead the Aztecs (13-8, 5-3 Mountain West). McDaniels had 22 points and grabbed nine rebounds.

Craig LeCesne had 14 points and Steadman pulled down 11 rebounds for San Jose State (3-18, 0-9).

Watson scored a season-high and game-high 27 points and it was his eighth game this season with 20 or more points and the 31st time in his career. He led the Aztecs in scoring for the eighth time this season and the 17th time in his career and led the Aztecs in assists for the 16th time this season and the 28th time in his career. Watson scored in double figures for the fifth straight game, 18th time this season and 83rd time in his career. He now has 1,608 career points.

The Aztecs were in eighth place in the Mountain West Conference entering play on Jan. 26 (one week ago today). The Aztecs are now alone in fourth place in the league.

SDSU		FG	3FG	FT	R	F	TP	A	TO	B	S	MP
McDaniels	*	10-18	2-4	0-0	9	2	22	1	1	0	1	33
Mitchell	*	1-6	1-5	2-2	3	3	5	3	2	0	2	29
Mensah, N.	*	0-2	0-0	0-0	7	4	0	1	1	0	0	29
Watson	*	9-18	5-11	4-5	4	2	27	6	2	0	1	38
Hemsley	*	3-7	2-5	3-5	1	2	11	2	2	1	1	32
Seiko		0-4	0-3	0-0	0	2	0	1	0	0	0	21
Arop		1-2	0-1	0-0	1	0	2	0	0	1	0	7
Narain		0-1	0-0	0-0	4	1	0	0	0	0	0	11
Team					2							
Totals		**24-58**	**10-29**	**9-12**	**31**	**16**	**67**	**14**	**8**	**2**	**5**	**200**

SJSU		FG	3FG	FT	R	F	TP	A	TO	B	S	MP
Steadman	*	3-11	0-1	0-0	11	1	6	4	2	0	0	35
LeCesne	*	4-9	1-3	5-5	6	2	14	1	3	0	1	28
Chastain	*	3-7	0-0	0-0	5	2	6	1	1	0	0	30
Baumann	*	2-9	2-6	0-0	4	1	6	2	1	0	1	29
Knight	*	2-6	1-2	4-4	2	3	9	0	0	0	0	23
Ivey		4-9	2-6	2-4	3	5	12	5	1	0	0	31
Chappell		1-3	1-3	0-0	1	0	3	1	1	0	1	15
Anigwe		0-0	0-0	0-0	2	2	0	0	1	1	0	9
Team					4				3			
Totals		**19-54**	**7-21**	**11-13**	**38**	**16**	**56**	**14**	**13**	**1**	**3**	**200**

Halftime: San Diego State 25, San Jose State 21. **FG%:** San Diego State 41.4, San Jose State 35.2. **3FG%:** San Diego State 34.5, San Jose State 33.3. **FT%:** San Jose State 84.6, San Diego State 75.0. **Officials:** Mike O'Neill, Brent Meaux, Deldre Carr. **Technicals:** none.

Game 22

New Mexico 83
San Diego State 70

Feb. 5, 2019 ◆ Albuquerque, N.M.
Dreamstyle Arena ◆ Att.: 10,279

ALBUQUERQUE, N.M. – Anthony Mathis scored 17 points, including three 3-pointers in a 22-6 run to start the second half, as New Mexico overcame an early-double deficit Tuesday night to beat San Diego State 83-70.

Keith McGee scored a career-high 19 points for the Lobos (10-12, 4-6 Mountain West) and Mathis scored all of his points in the second half as New Mexico won just its third conference home game.

Jalen McDaniels had 25 points for the Aztecs (13-9, 5-4) and Devin Watson added 13, 12 of which he scored after halftime. McDaniels tied a career high by reaching double figures in an 11th straight game, and score 20+ points in consecutive games for the first time in his 55-game career.

The Lobos trailed 33-22 late in the first half before closing with a 14-3 surge to cut it to 37-36. Then Mathis got hot, not only hitting all three of his 3-pointers, but also making three foul shots after being fouled behind the arc.

San Diego State never got within single digits thereafter and had its three-game win streak snapped, as well as their two-game win streak against the Lobos.

This marked the first time this season the Aztecs have lost a game in which they had a rebound advantage. SDSU is now 9-1 when owning an edge on the glass.

After commiting a season-low eight turnovers in the win at San Jose State last Saturday, the Aztecs had 16 miscues tonight that led to 25 New Mexico points.

Prior to the game against New Mexico, SDSU had held seven straight opponents to less that 50 percent shooting from the field.

San Diego State dropped into a fourth-place tie with UNLV and Boise State, and will host second-place Utah State on Saturday.

SDSU		FG	3FG	FT	R	F	TP	A	TO	B	S	MP
McDaniels	*	11-19	1-1	2-2	9	3	25	1	3	1	0	34
Mitchell	*	2-7	1-2	0-0	2	3	5	1	2	0	2	17
Mensah, N.	*	2-5	0-0	2-2	6	4	6	0	1	1	0	23
Watson	*	5-17	0-4	3-4	2	2	13	3	4	0	2	34
Hemsley	*	2-7	0-1	2-2	4	3	6	3	5	2	0	33
Seiko		0-0	0-0	0-0	1	0	0	1	0	1	0	15
Arop		1-3	0-1	3-3	1	2	5	0	0	0	1	9
Schakel		1-1	0-0	0-0	0	3	2	0	0	1	1	18
Chang		0-0	0-0	2-2	0	0	2	0	0	0	0	1
Narain		3-6	0-1	0-1	3	4	6	0	1	0	0	15
Mensah, J.		0-0	0-0	0-0	1	0	0	0	0	0	0	1
Team					5							
Totals		**27-65**	**2-10**	**14-16**	**34**	**24**	**70**	**9**	**16**	**6**	**6**	**200**

New Mexico		FG	3FG	FT	R	F	TP	A	TO	B	S	MP
Bragg	*	2-4	0-0	4-5	11	3	8	1	2	1	2	26
McGee	*	8-10	2-4	1-1	0	1	19	2	5	0	2	24
Percy	*	0-0	0-0	0-0	0	1	0	0	1	0	0	5
Maluach	*	3-9	2-5	3-4	3	1	11	3	1	3	1	31
Kuiper	*	3-6	0-1	1-2	0	1	7	0	1	1	1	25
Manigault		3-5	0-1	1-2	2	2	7	0	1	0	1	15
Jackson		1-5	0-1	2-2	7	3	4	2	3	0	0	20
Pinchuk		1-1	0-0	0-1	1	0	2	0	0	0	1	6
Drinnon		3-3	0-0	2-2	1	3	8	1	0	0	0	17
Mathis		4-9	3-8	6-6	3	3	17	4	0	0	1	31
Team					4				1			
Totals		**28-52**	**7-20**	**20-25**	**32**	**18**	**83**	**13**	**15**	**5**	**9**	**200**

Halftime: San Diego State 37, New Mexico 36. **FG%:** New Mexico 53.8, San Diego State 41.5. **3FG%:** New Mexico 35.0, San Diego State 20.0. **FT%:** San Diego State 87.5, New Mexico 80.0. **Officials:** Paul Szelc, Chris Rastatter, Eric Curry. **Technicals:** Anthony Mathis (New Mexico).

Game 23

San Diego State 68
Utah State 63

Feb. 9, 2019 ◆ San Diego, Calif.
Viejas Arena ◆ Att.: 10,631

SAN DIEGO – Devin Watson scored 23 points and Jalen McDaniels had 16, as San Diego State defeated Utah State 68-63 Saturday night at Viejas Arena to open the second half of Mountain West play.

The Aztecs (14-9, 6-4) overcame a 35-point effort from Utah State's Sam Merrill to improve to 11-0 against the Aggies since they joined the conference in 2013-14.

Merrill finished two shy of his career-high before fouling out for the Aggies (18-6, 8-3), who came into the game in sole possession of second place.

Nathan Mensah had 10 points and 10 rebounds, and Matt Mitchell also scored 10 for SDSU.

The Aztecs squandered a 13-point lead they built in the first half and nearly let a 52-42 second-half advantage slip away; however, Watson made a bank shot, while McDaniels hit a 3-pointer and converted an old-fashioned 3-point play with 4:51 left for a 61-52 lead.

Merrill hit a 3-pointer with 2:10 left to narrow the gap to 63-58 but then had a shot blocked by Mensah.

Merrill fouled out with 49 seconds to go when he was called for charging.

Watson had eight points during a 20-0 run midway through the first half that carried SDSU from a 10-point deficit to a 31-18 lead. He had a 3-pointer and a 3-point play, and also fed Mensah for an alley-oop slam dunk. McDaniels finished the run with a 3-pointer for a 13-point lead with 5:35 to go before halftime.

Utah State snapped a five-minute scoring drought with Merrill scoring all the points in a 9-0 run to close to 31-27. He had a layup, two free throws, a jumper and a 3-pointer.

SDSU scored only two more points the rest of the half and led 33-29. The Aggies then scored the first five points of the second half to take a 34-33 lead.

Utah State		FG	3FG	FT	R	F	TP	A	TO	B	S	MP
Taylor	*	1-6	0-2	2-3	3	0	4	2	0	0	0	28
Queta	*	3-9	0-0	0-2	10	3	6	3	3	3	1	34
Merrill	*	10-20	6-12	9-10	1	5	35	0	1	0	0	35
Porter	*	3-6	2-3	0-0	6	5	8	4	1	0	0	32
Miller	*	1-6	1-5	0-0	4	2	3	1	1	0	0	23
Knight		1-1	0-0	0-0	0	2	2	1	2	0	0	4
Brown Jr.		0-0	0-0	0-0	0	0	0	0	1	0	0	2
Bean		0-1	0-0	0-0	4	3	0	0	0	0	1	13
Brito		1-2	1-2	2-2	3	2	5	1	3	0	1	29
Team					4							
Totals		**20-51**	**10-24**	**13-17**	**35**	**22**	**63**	**12**	**12**	**3**	**3**	**200**

SDSU		FG	3FG	FT	R	F	TP	A	TO	B	S	MP
McDaniels	*	6-13	3-5	1-2	7	2	16	3	2	0	1	36
Mitchell	*	4-11	1-4	1-1	4	3	10	2	3	0	2	25
Mensah, N.	*	3-6	0-0	4-4	10	3	10	2	1	3	0	32
Watson	*	5-15	2-6	11-14	4	2	23	3	1	0	0	37
Hemsley	*	3-7	0-3	0-0	2	3	6	1	1	1	2	28
Seiko		1-2	1-2	0-0	1	2	3	1	0	0	0	13
Arop		0-1	0-0	0-0	5	0	0	2	0	0	0	20
Narain		0-3	0-1	0-0	1	2	0	1	0	0	0	7
Mensah, J.		0-1	0-0	0-0	1	0	0	0	0	0	0	2
Team					3							
Totals		**22-59**	**7-21**	**17-21**	**38**	**17**	**68**	**15**	**8**	**4**	**5**	**200**

Halftime: San Diego State 33, Utah State 29. **FG%:** Utah State 39.2, San Diego State 37.3. **3FG%:** Utah State 41.7, San Diego State 33.3. **FT%:** San Diego State 81.0, Utah State 76.5. **Officials:** Michael Irving, Tom O'Neill, Brad Ferrie. **Technicals:** None.

Game 24

San Diego State 71
Colorado State 60

Feb. 12, 2019 ◆ Fort Collins, Colo.
Moby Arena ◆ Att.: 2,596

FORT COLLINS, Colo. – Devin Watson had 21 points as San Diego State beat Colorado State 71-60 on Tuesday night. The victory was the fifth in the last six outings for the Aztecs.

Watson shot 5 for 7 on 3-pointers for SDSU, who defeated the Rams for a third consecutive time.

Jalen McDaniels had 18 points and 12 rebounds for San Diego State (15-9, 7-4 Mountain West Conference). Jeremy Hemsley added 12 points.

Nico Carvacho had 20 points and 12 rebounds for the Rams (9-16, 4-8). J.D. Paige added 16 points. Adam Thistlewood had 11 points.

The Aztecs win their third straight game against Colorado State and are 21-6 in its last 27 games against the Rams. San Diego State is 10-4 in its last 14 visits to Moby Arena. The Aztecs 10 wins are the most by a visiting team in the venue since Feb. 4, 2006. Since that date, SDSU is 10-4 in Moby Arena, while the rest of the teams are a combined 62-137.

With the victory, the Aztecs pull within one game of second place in the Mountain West (currently shared by Utah State and Fresno State).

The Aztecs improve to 7-4 in Mountain West Conference play and is now three games above .500 in league play for the first time since finishing the 2015-16 league campaign with a 16-2 record.

Jalen McDaniels reached double figures for a 13th straight game (career-high). His 18 points and 12 rebounds give him seven double-doubles in his last 10 games and 18 for his career.

Devin Watson scored a game-high 21 points, including 11 straight for the Aztecs in the second half. It was the 10th 20-point scoring effort of the season and the 33rd of his career.

San Diego State plays Boise State at home on Saturday. Colorado State takes on San Jose State on the road next Wednesday.

SDSU		FG	3FG	FT	R	F	TP	A	TO	B	S	MP
McDaniels	*	7-13	1-4	3-4	12	4	18	1	6	0	1	31
Mitchell	*	1-4	0-2	1-2	4	1	3	1	2	0	0	27
Mensah, N.	*	2-3	0-0	0-1	5	2	4	1	0	2	0	21
Watson	*	8-14	5-7	0-0	2	0	21	1	3	0	0	34
Hemsley	*	4-8	2-6	2-2	1	0	12	1	1	1	3	32
Seiko		1-2	1-2	0-0	1	0	3	2	2	0	0	17
Arop		1-4	0-1	2-4	4	1	4	3	1	1	4	20
Narain		3-4	0-0	0-0	4	4	6	1	1	0	0	17
Mensah, J.		0-0	0-0	0-0	1	0	0	0	0	1	0	1
Team					1							
Totals		**27-52**	**9-22**	**8-13**	**35**	**12**	**71**	**11**	**16**	**5**	**8**	**200**

CSU		FG	3FG	FT	R	F	TP	A	TO	B	S	MP
Thistlewood	*	4-5	3-4	0-0	2	1	11	1	0	1	0	33
Carvacho	*	10-15	0-0	0-0	12	1	20	1	3	0	1	35
Moore	*	0-3	0-2	0-0	0	1	0	1	0	0	1	19
Paige	*	6-13	2-8	2-2	1	1	16	2	3	0	3	33
Martin	*	1-5	1-4	0-2	3	1	3	2	3	0	0	25
Edwards		2-9	1-3	1-2	4	2	6	6	3	0	2	25
Masinton-Bonner		2-8	0-5	0-0	3	2	4	1	1	1	2	25
Ryan		0-0	0-0	0-0	2	1	0	0	1	0	0	5
Team					0							
Totals		**25-58**	**7-26**	**3-6**	**27**	**10**	**60**	**14**	**14**	**2**	**9**	**200**

Halftime: San Diego State 29, Colorado State 26. **FG%:** San Diego State 51.9, Colorado State 43.1. **3FG%:** San Diego State 40.9, Colorado State 26.9. **FT%:** San Diego State 61.5, Colorado State 50.0. **Officials:** David Hall, Verne Harris, Gregory Nixon. **Technicals:** None.

Game 25

San Diego State 71
Boise State 65

Feb. 16, 2019 ◆ San Diego, Calif.
Viejas Arena ◆ Att.: 11,040

SAN DIEGO – Devin Watson paced San Diego State with 19 points, Jalen McDaniels added 18 and teammates Matt Mitchell and Nathan Mensah also scored in double figures as the Aztecs beat Boise State, 71-65, on Saturday.

SDSU (16-9, 8-4 Mountain West) won for the sixth time in its last seven outings and ran its home conference winning streak to 12 games in splitting the season series with the Broncos (11-15, 6-7).

Boise State bolted to a 5-0 lead as it was clear the Aztecs were in for an uneven first half. They would take a one-point lead some five minutes in but then they went nearly five more minutes before converting another field goal.

SDSU, after a sluggish first half, went ahead 45-35 with 14 minutes remaining when Watson hit his second three-pointer in three minutes, with his two free throws separating his long-range shots. The Aztecs outscored the Broncos 14-2 over a four-minute span to enjoy their biggest cushion of the game.

Boise State was led by Justinian Jessop's 19 points. The Broncos mounted a few charges at the Aztecs, but SDSU countered them by handling the ball better and improving its aim.

Boise State pulled to within four points with 45 seconds to play on RJ Williams' put-back and then a free throw by Pat Dembley, who replaced an injured Williams. Jessop's three-pointer later sliced it to 68-65 before Watson's free throw helped seal the win.

San Diego State overcame a halftime deficit to win in a conference game for the first time this season. Overall, it was the third time SDSU has rallied from a deficit at intermission.

SDSU matched its season-long win streak fo three games and has won six of its last seven games. The Aztecs have also won 12 consecutive Mountain West home games.

Senior guard Jeremy Hemsley moved into ninth place ont he SDSU career scoring list with his seven points on Saturday (1,311).

Boise State		FG	3FG	FT	R	F	TP	A	TO	B	S	MP
Wacker	*	0-2	0-0	1-3	4	1	1	4	1	1	0	23
Dickinson	*	1-2	1-2	0-0	2	4	3	2	1	0	3	24
Jessup	*	8-15	3-7	0-1	6	0	19	3	0	0	1	36
Alston	*	4-10	2-4	2-2	3	3	12		1	0	0	25
Hobbs	*	3-12	1-3	0-0	4	3	7	1	2	0	2	35
Harwell		1-2	0-1	2-2	0	1	4	0	0	0	2	10
Haney		2-4	0-0	0-2	2	4	4	1	1	1	0	12
Dembley		2-5	1-2	2-3	0	2	7	1	0	0	1	16
Williams		3-4	0-0	2-4	4	2	8	1	4	1	1	19
Team					0							
Totals		**24-56**	**8-19**	**9-17**	**25**	**20**	**65**	**14**	**11**	**3**	**10**	**200**

SDSU		FG	3FG	FT	R	F	TP	A	TO	B	S	MP
McDaniels	*	9-20	0-4	0-0	7	3	18	1	4	0	3	36
Mitchell	*	3-11	1-5	6-6	7	2	13	3	1	1	1	32
Mensah, N.	*	4-6	0-0	2-4	8	5	10	0	0	2	1	22
Watson	*	4-8	3-6	8-10	6	3	19	2	6	0	0	30
Hemsley	*	3-5	0-0	1-4	5	0	7	6	1	2	1	35
Seiko		0-0	0-0	0-0	0	0	0	0	1	0	0	13
Arop		2-3	0-0	0-0	4	3	4	0	1	1	0	17
Narain		0-2	0-1	0-0	1	2	0	0	2	1	1	15
Team					5							
Totals		**25-55**	**4-16**	**17-24**	**43**	**18**	**71**	**12**	**16**	**7**	**7**	**200**

Halftime: Boise State 29, San Diego State 25. **FG%:** San Diego State 45.5, Boise State 42.9. **3FG%:** Boise State 42.1, San Diego State 25.0. **FT%:** San Diego State 70.8, Boise State 52.9. **Officials:** Randy McCall, Kelly Self, Glen Mayberry. **Technicals:** Derrick Alston (Boise State).

Game 26

San Diego State 65
No. 6/6 Nevada 57

Feb. 20, 2019 ◆ San Diego, Calif.
Viejas Arena ◆ Att.: 12,414

SAN DIEGO – Jeremy Hemsley and Devin Watson scored 15 points apiece for San Diego State, which shut down Jordan Caroline and stunned cold-shooting No. 6 Nevada 65-57 Wednesday night at Viejas Arena, beating the Wolf Pack for the third straight time.

Jalen McDaniels added 10 points for SDSU (17-9, 9-4 Mountain West), which won for the seventh time in eight games and snapped a 10-game winning streak by the Wolf Pack (24-2, 11-2), prompting fans to rush the court. It was the highest ranked team that SDSU had ever beaten.

Caleb Martin had 20 points for Nevada, which was held to its lowest point total this season. Their previous low was in its only other loss, 85-58 at New Mexico on Jan. 5. Since then Nevada had averaged 22 points per game.

The Wolf Pack made only 19 of 56 shots (33.9 percent. Caroline came in averaging 18.8 points but scored only six, on 3-of-12 shooting. SDSU won despite shooting just 39.7 percent, making 25 of 63 attempts from the field.

The Aztecs, who are coming on strong for the second straight season, have handed Nevada three of its last five losses. They beat the Wolf Pack in San Diego in the regular-season finale a year ago and again in the semifinal of the Mountain West Conference tournament. That didn't keep the Wolf Pack from advancing to the Sweet 16, where they lost 69-68 to Loyola-Chicago, which went on to reach the Final Four.

San Diego State led 30-21 at halftime thanks to 10 points from Jeremy Hemsley. The Aztecs' biggest lead was 28-18 with 2:41 to go after a put-back by Aguek Arop.

Caroline and McDaniels (17.2-point average) were held scoreless in the first half.

The Wolf Pack hadn't trailed in the last three games and in five of six but allowed Jeremy Hemsley's jumper less than two minutes in to fall behind 2-0.

The Aztecs and Wolf Pack will meet again in the regular-season finale March 9 in Reno.

Nevada		FG	3FG	FT	R	F	TP	A	TO	B	S	MP
Thurman	*	0-4	0-1	0-0	5	3	0	0	2	2	1	20
Porter	*	3-5	0-0	1-6	6	3	7	0	0	1	0	17
Caroline	*	3-12	0-5	2-4	6	5	8	6	2	1	1	35
Martin, Caleb	*	5-14	3-10	7-8	7	4	20	0	3	0	0	30
Martin, Cody	*	1-7	1-1	2-2	5	1	5	2	2	2	2	40
Henson		2-3	2-3	0-0	2	2	6	1	2	0	1	17
Brown		3-4	0-0	0-0	4	1	6	0	1	1	0	10
Johnson		2-7	1-5	0-0	0	2	5	2	2	0	0	31
Team					2							
Totals		**19-56**	**7-25**	**12-20**	**37**	**21**	**57**	**11**	**14**	**7**	**5**	**200**

SDSU		FG	3FG	FT	R	F	TP	A	TO	B	S	MP
McDaniels	*	4-15	0-2	2-3	6	5	10	1	3	1	0	37
Mitchell	*	3-9	1-4	1-2	9	2	8	0	4	0	1	35
Mensah, N.	*	2-3	0-0	0-0	6	5	4	2	1	1	0	10
Watson	*	5-14	1-6	4-6	5	0	15	8	3	0	1	39
Hemsley	*	6-12	2-4	1-2	6	3	15	1	1	1	0	26
Seiko		0-1	0-1	0-0	1	1	0	0	1	0	1	4
Arop		3-5	0-0	0-2	2	1	6	0	1	1	2	26
Schakel		2-3	2-2	0-0	3	3	6	0	0	0	2	13
Narain		0-1	0-0	1-2	1	1	1	0	0	0	0	10
Team					7							
Totals		**25-63**	**6-19**	**9-17**	**46**	**21**	**65**	**12**	**14**	**4**	**7**	**200**

Halftime: San Diego State 30, Nevada 21. **FG%:** San Diego State 39.7, Nevada 33.9. **3FG%:** San Diego State 31.6, Nevada 28.0. **FT%:** Nevada 60.0, San Diego State 52.9. **Officials:** David Hall, Eric Curry, Gregory Nixon. **Technicals:** Jordan Caroline (Nevada).

Game 27

San Diego State 60
UNLV 59

Feb. 23, 2019 ◆ Las Vegas, Nev.
Thomas & Mack Center ◆ Att.: 10,427

LAS VEGAS – Jalen McDaniels had 16 points, Matt Mitchell added 15 and San Diego State narrowly defeated UNLV 60-59 on Saturday night. The victory was the fifth straight this season for San Diego State, who is now 14-1 against the Runnin' Rebels in its last 15 meetings.

Mitchell made three free throws with 1:26 remaining to give the Aztecs a 60-58 lead, and Amauri Hardy split a pair of free throws with 1:02 left to cap the scoring. The Runnin' Rebels had the final possession, but Nick Blair missed a 3-pointer at the buzzer.

Watson added 13 points for San Diego State (18-9, 10-4 Mountain West Conference), which won its eight of the last nine games.

Noah Robotham had 18 points for UNLV (15-12, 9-6). Kris Clyburn added 15 points. Hardy had 11 points and nine rebounds. The Runnin' Rebels' 23 points in the first half were a season low for the team.

The Aztecs improve to 2-0 against the Runnin' Rebels for the season. San Diego State defeated UNLV 94-77 on Jan. 26.

Since the start of the 2008-09 campaign, San Diego State has 13 road victories at UNLV. That is the most road wins by any team in the nation at any other opponent. In addition, since the start of the 2008-09 season, San Diego State has 26 victories at Thomas & Mack Center, which are tied for the most wins by any Division I team at a venue other than its home arena in that time frame (Kansas has 26 wins at the Sprint Center and Villanova is third with 25 wins at Madison Square Garden).

The Aztecs have swept the regular-season meetings with the Rebels in five of the last six seasons (2014, 2015, 2016, 2017 and 2019; in 2014, 2015 and 2017 the Aztecs won a Mountain West Conference tourney meeting).

San Diego State plays Utah State on the road on Tuesday. UNLV takes on Nevada on the road on Wednesday.

SDSU		FG	3FG	FT	R	F	TP	A	TO	B	S	MP
McDaniels	*	7-17	0-1	2-4	5	1	16	1	1	0	0	34
Mitchell	*	3-6	2-4	7-7	5	4	15	0	0	0	0	25
Mensah, N.	*	0-0	0-0	1-2	4	4	1	0	1	0	0	13
Watson	*	5-14	2-7	1-2	4	0	13	4	5	0	3	36
Hemsley	*	0-4	0-2	0-0	2	0	0	0	1	1	0	20
Seiko		0-0	0-0	0-0	0	1	0	0	2	0	0	5
Arop		2-4	0-1	0-1	4	4	4	2	3	0	1	24
Schakel		3-6	3-6	0-0	6	3	9	0	0	0	1	28
Narain		1-5	0-0	0-0	5	3	2	0	0	0	0	15
Team					5							
Totals		**21-56**	**7-21**	**11-16**	**40**	**20**	**60**	**7**	**13**	**1**	**5**	**200**

UNLV		FG	3FG	FT	R	F	TP	A	TO	B	S	MP
Ntambwe	*	1-8	1-4	2-2	4	1	5	2	1	1	3	20
Diong	*	2-5	0-0	4-4	15	4	8	0	2	2	0	36
Clyburn	*	5-14	0-4	5-6	5	3	15	1	1	0	1	33
Hardy	*	3-10	1-5	4-7	9	1	11	1	2	0	1	35
Robotham	*	6-9	5-6	1-4	1	4	18	1	2	0	0	34
Hamilton		0-4	0-1	0-0	0	1	0	0	0	0	1	12
Blair		1-4	0-2	0-0	2	3	2	3	3	0	0	19
Woodbury		0-1	0-0	0-0	1	0	0	0	0	0	0	7
T. Tchatchoua		0-0	0-0	0-0	0	0	0	0	0	0	0	4
Team					4							
Totals		**18-55**	**7-22**	**16-23**	**41**	**17**	**59**	**8**	**12**	**3**	**6**	**200**

Halftime: San Diego State 31, UNLV 23. **FG%:** San Diego State 37.5, UNLV 32.7. **3FG%:** San Diego State 33.3, UNLV 31.8. **FT%:** UNLV 69.6, San Diego State 68.8. **Officials:** Brent Dugas, Winston Stith, John Higgins. **Technicals:** none.

Game 28

Utah State 70
San Diego State 54

Feb. 26, 2019 ◆ Logan, Utah
Dee Glen Smith Spectrum ◆ Att.: 8,160

LOGAN, Utah – Quinn Taylor recorded 13 points and 11 rebounds to lift Utah State to a 70-54 win over San Diego State on Tuesday night.

Sam Merrill had 19 points for Utah State (23-6, 13-3 Mountain West Conference), which earned its fifth consecutive victory. Diogo Brito added 12 points. Justin Bean had 10 points and eight rebounds for the hosts.

Jordan Schakel had 15 points for the Aztecs (18-10, 10-5), whose five-game winning streak came to end. Schakel's 15 points marks his second-highest scoring game of his career, and was his eighth double-digit performance this season.

Matt Mitchell added 12 points, posting consecutive double-digit games for the first time since late January. Nathan Mensah had a team-high eight rebounds.

Jalen McDaniels, whose 17 points per game entering the matchup led the Aztecs, had only seven points (3 of 10). Devin Watson, the Aztecs' second leading scorer coming into the matchup at 16 points per game, was held to only five points (2 of 14).

San Diego State tied its season-low field goal percentage (35.2) in the loss (also vs. Brown, 12/29/18).

San Diego State's season-long five-game win streak was snapped in the loss, but the Aztecs have won eight of their last 10 games.

The Aggies snapped an 11-game win streak by the Aztecs, claiming their first victory in the series since Nov. 24, 1998.

The Aggies evened the season series against the Aztecs with the win. San Diego State defeated Utah State 68-63 on Feb. 9. Utah State matches up against Nevada at home on Saturday. San Diego State faces San Jose State at home on Saturday.

SDSU		FG	3FG	FT	R	F	TP	A	TO	B	S	MP
McDaniels	*	3-10	0-2	1-2	4	3	7	1	1	0	0	22
Mitchell	*	4-8	3-4	1-1	3	4	12	0	4	1	0	22
Mensah, N.	*	2-6	0-0	2-2	8	2	6	0	0	2	1	20
Watson	*	2-14	0-2	1-2	4	0	5	1	1	0	0	29
Hemsley	*	0-3	0-0	0-0	1	1	0	3	3	1	1	27
Seiko		0-0	0-0	1-2	0	0	1	0	0	0	0	13
Arop		1-1	0-0	1-4	2	1	3	3	0	2	1	26
Schakel		5-6	3-4	2-2	3	2	15	1	1	0	0	23
Narain		2-6	1-3	0-0	0	2	5	1	0	2	0	18
Team					5							
Totals		**19-54**	**7-15**	**9-15**	**30**	**15**	**54**	**10**	**10**	**8**	**3**	**200**

Utah State		FG	3FG	FT	R	F	TP	A	TO	B	S	MP
Taylor	*	5-12	0-3	3-4	11	0	13	4	2	0	0	30
Queta	*	4-5	0-0	1-1	3	4	9	2	1	2	0	16
Merrill	*	6-20	1-9	6-6	5	1	19	0	0	1	0	40
Porter	*	1-5	1-3	0-0	10	3	3	5	2	0	1	37
Miller	*	0-4	0-0	0-2	2	1	0	0	0	1	1	17
Brown Jr.		2-3	0-1	0-0	0	1	4	2	1	0	0	5
Bean		5-7	0-0	0-0	8	0	10	2	0	1	1	27
Brito		4-7	2-5	2-2	4	3	12	3	0	0	0	28
Team					1							
Totals		**27-63**	**4-21**	**12-15**	**44**	**13**	**70**	**18**	**6**	**5**	**3**	**200**

Halftime: Utah State 31, San Diego State 21. **FG%:** Utah State 42.9, San Diego State 35.2. **3FG%:** San Diego State 46.7, Utah State 19.0. **FT%:** Utah State 80.0, San Diego State 60.0. **Officials:** Randy McCall, Verne Harris, Kevin Brill. **Technicals:** None.

Game 29

San Diego State 84
San Jose State 56

March 2, 2019 ◆ San Diego, Calif.
Viejas Arena ◆ Att.: 11,258

SAN DIEGO – Jeremy Hemsley scored 15 points, Nathan Mensah had 13 points and 11 rebounds, and Jalen McDaniels added 13 points to lead San Diego State to an 84-56 victory over San José State on Saturday night at Viejas Arena.

Devin Watson and Jordan Schakel added 12 points apiece for the Aztecs (19-10, 11-5 Mountain West), who clinched a bye into the quarterfinals of the conference tournament. If SDSU beats Fresno State at home on Wednesday night, it will clinch the No. 3 seed.

It was the second double-double for Mensah, a freshman. McDaniels, a redshirt sophomore, fell one rebound shy of his eighth double-double in 15 games.

Zach Chappell had 14 points, Michael Steadman 12 points and 11 rebounds, and Seneca Knight 12 points for San Jose State (4-24, 1-15), which has lost 18 of its last 19.

The Aztecs didn't have any trouble with the MWC's last-place team. McDaniels scored nine points in helping them take a 19-9 lead, including a 3-pointer, a jumper in the paint, a slam dunk to finish a fast break and a nice left-handed layup.

Later in the first half, McDaniels and Nathan Mensah each blocked a shot during a Spartans possession and the Aztecs responded with a fast break that resulted with Devin Watson feeding Hemsley for a dunk.

San Diego State has won nine straight home games. Its last loss on Steve Fisher Court at Viejas Arena was on Dec. 29, when it was stunned 82-61 by Brown.

The Aztecs improved to 8-0 in home MWC games. If they beat Fresno State here on Wednesday night, they'll finish with a perfect home league record for just the second time in the conference's 20-season history.

SJSU		FG	3FG	FT	R	F	TP	A	TO	B	S	MP
Steadman	*	6-12	0-0	0-0	11	3	12	1	5	0	0	31
Chastain	*	0-2	0-1	2-4	8	2	2	1	3	0	0	26
Chappell	*	4-12	2-3	4-6	3	2	14	5	0	0	1	36
Baumann	*	2-8	1-5	4-5	3	1	19	4	2	0	0	36
Knight	*	5-14	2-3	0-0	5	3	12	0	3	0	1	27
Ivey		2-6	0-2	1-1	2	5	5	1	1	0	3	23
Anigwe		0-1	0-0	1-2	2	0	1	0	0	0	0	8
Rodriguez-Flores		0-3	0-1	0-0	3	1	0	0	1	0	1	7
Smith		0-1	0-1	1-2	0	0	1	0	0	0	0	6
Team					2							
Totals		**19-59**	**5-16**	**13-20**	**39**	**17**	**56**	**12**	**15**	**0**	**6**	**200**

SDSU		FG	3FG	FT	R	F	TP	A	TO	B	S	MP
McDaniels	*	6-12	1-3	0-1	9	3	13	3	3	1	1	30
Mitchell	*	2-9	1-6	3-3	3	2	8	3	2	1	1	28
Mensah, N.	*	7-7	0-0	1-2	11	2	13	4	0	3	1	24
Watson	*	4-10	4-9	0-0	3	3	12	2	3	0	0	28
Hemsley	*	6-10	2-3	1-5	2	0	15	6	1	0	2	27
Sohikish		2-2	1-1	0-0	0	0	5	1	0	0	0	4
Schakel		4-8	4-8	0-0	6	2	12	1	0	1	1	27
Chang		1-2	1-2	1-2	0	1	4	0	2	0	0	6
Narain		0-1	0-1	0-0	1	3	0	3	1	0	0	16
Mensah, J.		1-5	0-0	0-0	2	2	2	0	0	0	1	10
Team					4							
Totals		**32-66**	**14-33**	**6-13**	**41**	**18**	**84**	**23**	**12**	**6**	**7**	**200**

Halftime: San Diego State 41, San Jose State 29. **FG%:** San Diego State 48.5, San Jose State 32.2. **3FG%:** San Diego State 42.4, San Jose State 31.3. **FT%:** San Jose State 65.0, San Diego State 46.2. **Officials:** Eric Curry, John Paul Guerrero, Ryan Holmes. **Technicals:** None.

Game 30

Fresno State 76
San Diego State 74

March 6, 2019 ◆ San Diego, Calif.
Viejas Arena ◆ Att.: 12,414

SAN DIEGO – New Williams stole the ball and scored the go-ahead basket on a slam dunk with 30 seconds left and Fresno State overcame an eight-point deficit in the final 2:50 to stun San Diego State 76-74 Wednesday night and clinch the No. 3 seed in the Mountain West Conference Tournament.

Deshon Taylor scored 25 points for Fresno State (21-8, 12-5 MWC), including a 3-pointer that keyed the comeback and then three free throws in the final 21 seconds.

Taylor's 3-pointer pulled Fresno State to 72-69 with 1:02 left and then SDSU couldn't handle the Bulldogs' full-court press, committing three costly turnovers.

Braxton Huggins stole the ball and went in for a layup to pull within one point. Devin Watson was caught in traffic and threw the ball away to Williams for his go-ahead slam dunk. A third turnover resulted in Taylor going to the free throw line and making both for a 75-72 lead.

SDSU's Jalen McDaniels was fouled while taking a 3-pointer and had a chance to tie it. He made the first two free throws but missed the third and the Bulldogs rebounded. Taylor made the first of two free throws and Watson missed a desperation 3 at the buzzer.

Watson and McDaniels each scored 16 points while Jeremy Hemsley had 15 and Nathan Mensah 12 for SDSU (19-11, 11-6).

San Diego State, which overcame a 15-point first-half deficit, seemed to have the game in hand when Matt Mitchell hit a 3-pointer for a 71-63 lead with 2:50 to go.

After trailing by 15 with seven minutes to go in the first half and 39-32 at halftime, SDSU went on a 13-5 run to open the second half and take its first lead of the game, 45-44, on McDaniels' slam dunk off a rebound. Hutson drew a technical foul during an ensuing timeout and Watson made both free throws for a 47-44 lead.

Fresno State		FG	3FG	FT	R	F	TP	A	TO	B	S	MP
Bittner	*	3-9	2-6	0-0	3	3	8	1	2	0	1	39
Grimes	*	3-5	0-0	0-1	5	5	6	0	2	1	0	13
Huggins	*	5-18	1-9	3-3	6	1	14	2	1	1	3	35
Taylor	*	7-12	4-6	7-9	4	4	25	5	4	0	1	34
Blackwell	*	1-4	1-4	2-2	1	1	5	1	0	0	1	29
Williams		3-6	2-4	0-0	2	3	8	1	0	0	3	22
Gray		3-7	0-0	2-4	7	1	8	0	0	1	0	22
Agau		0-0	0-0	0-0	0	0	0	0	1	0	0	1
Rojas		1-1	0-0	0-0	1	2	2	1	2	0	0	5
Team					3	1						
Totals		**26-62**	**10-29**	**14-19**	**32**	**21**	**76**	**11**	**12**	**3**	**9**	**200**

SDSU		FG	3FG	FT	R	F	TP	A	TO	B	S	MP
McDaniels	*	4-10	0-1	8-9	7	2	16	2	2	0	0	36
Mensah, N.	*	4-7	0-0	4-4	7	5	12	0	1	1	1	21
Watson	*	4-16	1-7	7-10	2	0	16	3	5	0	1	36
Sohikish	*	0-0	0-0	0-0	1	0	0	0	0	0	0	3
Hemsley	*	6-11	2-5	1-1	5	3	15	3	4	0	1	34
Seiko		0-0	0-0	0-0	1	0	0	0	0	0	0	5
Arop		0-2	0-0	0-0	3	2	0	2	0	1	0	14
Mitchell		2-5	1-2	1-2	7	5	6	1	0	0	0	19
Schakel		2-5	1-3	0-0	6	2	5	3	2	0	1	20
Narain		2-3	0-0	0-2	3	2	4	0	0	0	0	12
Team					1							
Totals		**24-59**	**5-18**	**21-28**	**43**	**21**	**74**	**14**	**15**	**2**	**4**	**200**

Halftime: Fresno State 39, San Diego State 32. **FG%:** Fresno State 41.9, San Diego State 40.7. **3FG%:** Fresno State 34.5, San Diego State 27.8. **FT%:** San Diego State 75.0, Fresno State 73.7. **Officials:** David Hall, Chris Rastatter, Tom O'Neill. **Technicals:** Team (Fresno State).

SAN DIEGO STATE CAREER RECORDS

Points

Rk	Dl	Name	Years	GP	Points
1.	1.	Brandon Heath	04-05-06-07	125	2,189
2.	2.	Michael Cage	81-82-83-84	112	1,846
3.	3.	Anthony Watson	83-84-85-86	110	1,735
4.	4.	Chase Tapley	10-11-12-13	134	1,526
5.	-	Tony Pinkins	55-56-57	82	1,475
6.	5.	Trey Kell	15-16-17-18	134	1,403
7.	6.	Winston Shepard	13-14-15-16	139	1,401
8.	-	Bob Brady	52-53-54	74	1,389
9.	7.	Jeremy Hemsley	16-17-18-19	130	1,356
10.	8.	Steve Copp	73-74-75-76	93	1,307
11.	9.	Billy White	08-09-10-11	134	1,294
12.	-	Al Skalecky	66-67-68	82	1,271
13.	10.	Tony Ross	87-88-89	85	1,259
14.	11.	Xavier Thames	12-13-14	97	1,232
15.	12.	Kyle Spain	06-07-08-09	115	1,230
16.	13.	Chad Nelson	94-95-96-97	112	1,225
17.	14.	Marcus Slaughter	04-05-06	87	1,211
18.	15.	Lorrenzo Wade	07-08-09	92	1,200
19.	16.	Will Connelly	75-76-77	82	1,188
19.	-	Von Jacobsen	69-70-71	78	1,188
21.	17.	Jamaal Franklin	11-12-13	87	1,181
22.	18.	D.J. Gay	08-09-10-11	140	1,178
23.	19.	Malik Pope	15-16-17-18	125	1,111
24.	-	Bernie Finlay	58-59-60	73	1,110
25.	20.	Myron Epps	99-00-01-02	113	1,090
26.	21.	Eddie Morris	80-81-82-83	105	1,089
27.	-	Danny Newport	54-55-56	76	1,048
28.	-	Milton Phelps	39-40-41	97	1,043
29.	-	Dave Miller	66-67-68	82	1,034
30.	22.	Leonard Allen	82-83-84-85	116	1,019
31.	23.	Tony Bland	02-03	63	1,012
32.	24.	Kim Goetz	78-79	54	1,005
33.	25.	Randy Holcomb	01-02	61	1,002
	26.	Kawhi Leonard	10-11	70	990

Scoring Average

min. 600 points

Rk	Dl	Name	Years	GP	PPG
1.	-	Bob Brady	52-53-54	74	18.8
2.	1.	Kim Goetz	78-79	54	18.6
3.	-	Tony Pinkins	55-56-57	83	18.1
4.	2.	Brandon Heath	04-05-06-07	125	17.51
5.	3.	Jason Richey	97-98	52	17.46
6.	4.	Michael Cage	81-82-83-84	112	16.5
7.	5.	Randy Holcomb	01-02	61	16.4
8.	6.	Tony Bland	02-03	63	16.1
9.	7.	Anthony Watson	83-84-85-86	110	15.8
10.	-	Al Skalecky	66-67-68	82	15.5
11.	-	Von Jacobsen	69-70-71	77	15.4
12.	8.	Chris McMurray	72-73	42	15.238
13.	9.	Steve Malovic	78-79	55	15.236
14.	-	Bernie Finlay	58-59-60	73	15.205
15.	10.	Mohamed Abukar	06-07	54	15.167
16.	-	Dick Maureau	61-62	49	15.1
17.	11.	Marty Dow	90-91	52	14.9
18.	12.	Jimmy Harris	71-72	54	14.814
19.	13.	Tony Ross	87-88-89	85	14.812
20.	14.	Zack Jones	81-82	54	14.7
21.	15.	Will Connelly	75-76-77	82	14.5
22.	-	Bob Lundgren	67-68	45	14.3
23.	16.	Kawhi Leonard	10-11	70	14.14
24.	17.	Steve Copp	73-74-75-76	93	14.054
25.	18.	Marcus Slaughter	04-05-06	87	13.92
	19.	Devin Watson	18-19	63	13.90
	20.	Al Faux	01-02	57	13.84
	21.	Mitch McMullen	88-89	58	13.78
	22.	Matt Watts	98-99	53	13.68
	23.	Jamaal Franklin	11-12-13	87	13.6
	24.	Jalen McDaniels	18-19	62	13.27
	25.	Lorrenzo Wade	07-08-09	92	13.0
	26.	Xavier Thames	12-13-14	97	12.701
	27.	Marc Carter	94-95	56	12.70

Rebounds

Rk	Dl	Name	Years	GP	Rebs.
1.	1.	Michael Cage	81-82-83-84	112	1,317
2.	-	Al Skalecky	66-67-68	82	1,090
3.	2.	Marcus Slaughter	04-05-06	87	775
4.	-	Larry Meek	63-64-65	75	764
5.	3.	Steve Copp	73-74-75-76	93	737
6.	4.	Leonard Allen	82-83-84-85	116	724
7.	5.	Kawhi Leonard	10-11	70	716
8.	6.	Joel Kramer	74-76-77-79	99	711
9.	7.	Winston Shepard	13-14-15-16	139	708
10.	8.	Aerick Sanders	01-02-03-04	109	686
11.	9.	Skylar Spencer	13-14-15-16	144	652
12.	-	Noel Mickelsen	54-55-56	79	642
13.	10.	Will Connelly	75-76-77	82	641
14.	11.	Malik Pope	15-16-17-18	125	636
15.	12.	Eddy Gordon	80-81-82-83	107	631
16.	13.	Billy White	08-09-10-11	134	614
17.	14.	Jamaal Franklin	11-12-13	87	605
18.	-	Tony Pinkins	55-56-57	82	604
19.	15.	Kyle Spain	06-07-08-09	115	596
20.	16.	Joe McNaull	91-92-93	86	572
21.	17.	Malcolm Thomas	10-11	71	561
22.	18.	Marcelo Correa	97-98-99-00-01	112	522
23.	19.	Trey Kell	15-16-17-18	134	518
24.	20.	Myron Epps	99-00-01-02	113	508
25.	21.	JJ O'Brien	13-14-15	105	502
	22.	Jalen McDaniels	18-19	63	493
	23.	Chris McMurray	72-73	42	492
	24.	Steve Malovic	78-79	55	484
	25.	Randy Holcomb	01-02	61	481
	26.	Jalen McDaniels	18-19	58	462
	27.	Allen Bunting	74-75-76	78	456

Rebound Average

min. 50 games

Rk	Dl	Name	Years	GP	RPG
1.	-	Al Skalecky	66-67-68	82	13.3
	1.	Michael Cage	81-82-83-84	112	11.8
	2.	Kawhi Leonard	10-11	70	10.2
	3.	Marcus Slaughter	04-05-06	87	8.9
	4.	Steve Malovic	78-79	55	8.8
	5.	Marty Dow	90-91	52	7.98
	6.	Steve Copp	73-74-75-76	93	7.9247
	7.	Larry Jones	72-73	53	7.9245
	8.	Malcolm Thomas	10-11	71	7.90
	9.	Randy Holcomb	01-02	61	7.89
	10.	Jalen McDaniels	18-19	63	7.83
	11.	Will Connelly	75-76-77	82	7.82
	12.	Joel Kramer	74-76-77-78	99	7.2
	13.	Mitch McMullen	88-89	58	7.03
	14.	Jamaal Franklin	11-12-13	87	6.95
	15.	Leon Carter	95-96	57	6.93
	16.	John Anderson	73-74	52	6.8
	17.	Joe McNaull	91-92-93	86	6.7
	18.	Aerick Sanders	01-02-03-04	109	6.294
	19.	Roy Kruiswyk	97-98	55	6.290
	20.	Leonard Allen	82-83-84-85	116	6.24
	21.	Marc Carter	94-95	56	6.1

Assists

since 1972-73 season

Rk	Name	Years	GP	Assists
1.	Tony Gwynn	78-79-80-81	107	590
2.	Richie Williams	06-07-08-09	127	479
3.	Chad Nelson	94-95-96-97	112	412
4.	Brandon Heath	04-05-06-07	125	394
5.	Mark Delsman	74-75-76-77	109	376
6.	Anthony Watson	83-84-85-86	110	356
7.	Keith Smith	82-83	53	349
8.	D.J. Gay	08-09-10-11	140	344
9.	Deandre Moore	01-02-03	88	339
10.	Trey Kell	15-16-17-18	134	320
11.	Xavier Thames	12-13-14	97	316
12.	Winston Shepard	13-14-15-16	139	315
13.	Dean Decker	77-78	56	307
14.	Chase Tapley	10-11-12-13	134	303
15.	Ray Leary	74-75-76	76	279
16.	Lorrenzo Wade	07-08-09	92	275
17.	Jeremy Hemsley	16-17-18-19	130	274
17.	Mike Dodd	76-77-78-79	91	271
19.	Creon Dorsey	85-86	59	263
20.	Devin Watson	18-19	63	253
21.	Bryan Williams	88-89	48	243
22.	Michael Best	89-90	56	238
23.	Tony Bland	02-03	63	213
24.	Arthur Massey	90-91	59	212
25.	Jeff Konek	85	57	211
26.	David Abramowitz	99-00-01	79	189

Assist Average

min. 50 games; since 1972-73 season

Rk	Name	Years	GP	APG
1.	Keith Smith	82-83	53	6.6
2.	Tony Gwynn	78-79-80-81	107	5.51
3.	Dean Decker	77-78	56	5.48
4.	Creon Dorsey	85-86	59	4.5
5.	Michael Best	89-90	56	4.3
6.	Devin Watson	17-18	61	4.0
7.	Deandre Moore	01-02-03	88	3.85
8.	Richie Williams	06-07-08-09	127	3.77
9.	Jeff Konek	85	57	3.702
10.	Chad Nelson	94-95-96-97	112	3.679
11.	Ray Leary	74-75-76	76	3.671

Field Goals

Rk	Dl	Name	Years	GP	FG
1.	1.	Brandon Heath	04-05-06-07	125	749
2.	2.	Anthony Watson	83-84-85-86	110	702
3.	3.	Michael Cage	81-82-83-84	112	679
4.	4.	Chase Tapley	10-11-12-13	134	573
5.	5.	Billy White	08-09-10-11	134	529
6.	6.	Steve Copp	73-74-75-76	93	507
7.	-	Tony Pinkins	55-56-57	82	495
8.	7.	Eddie Morris	80-81-82-83	105	483
9.	-	Al Skalecky	66-67-68	82	481
10.	8.	Will Connelly	75-76-77	82	477
11.	9.	Jeremy Hemsley	16-17-18-19	130	469
12.	10.	Winston Shepard	13-14-15-16	139	466
13.	11.	Trey Kell	15-16-17-18	134	461
13.	-	Bob Brady	52-53-54	74	461
15.	12.	Von Jacobsen	69-70-71	78	457
16.	13.	Lorrenzo Wade	07-08-09	92	448
17.	14.	Kim Goetz	78-79	54	435
18.	15.	Malik Pope	15-16-17-18	125	421
	16.	Tony Ross	87-88-89	85	413
	17.	Myron Epps	99-00-01-02	113	407
	18.	Joel Kramer	74-76-77-78	99	406
	19.	Marcus Slaughter	04-05-06	87	403
	20.	Leonard Allen	82-83-84-85	116	396
	21.	Mike Dodd	76-77-78-79	91	392
	22.	Randy Holcomb	01-02	61	383

Field Goal Attempts

Rk	Name	Years	GP	FGA
1.	Brandon Heath	04-05-06-07	125	1,815
2.	Anthony Watson	83-84-85-86	110	1,576
3.	Chase Tapley	10-11-12-13	134	1,247
4.	Michael Cage	81-82-83-84	112	1,238
5.	Trey Kell	15-16-17-18	134	1,212
6.	Winston Shepard	13-14-15-16	139	1,164
7.	Steve Copp	73-74-75-76	93	1,126
8.	Jeremy Hemsley	16-17-18-19	130	1,101
9.	Eddie Morris	80-81-82-83	105	1,098
10.	D.J. Gay	08-09-10-11	140	1,046
11.	Will Connelly	75-76-77	82	1,020

SAN DIEGO STATE CAREER RECORDS (CONT.)

12.	Lorrenzo Wade	07-08-09	92	977
13.	Xavier Thames	12-13-14	97	949
14.	Tony Ross	87-88-89	85	933
15.	Kyle Spain	06-07-08-09	115	912
16.	Malik Pope	15-16-17-18	125	910
17.	Jeremy Hemsley	16-17-18	101	882
18.	Billy White	08-09-10-11	134	881
19.	Jamaal Franklin	11-12-13	87	857
20.	Kim Goetz	78-79	54	852
21.	Marcus Slaughter	04-05-06	87	844

Field Goal Percentage

minimum 500 career attempts

Rk	Dl	Name	Years	FG/FGA	FG%
1.	1.	Billy White	08-09-10-11	529/881	60.0
2.	2.	Leonard Allen	82-83-84-85	396/692	57.2
3.	3.	Mitch McMullen	88-89	296/527	56.2
4.	4.	Marty Dow	90-91	309/557	55.5
5.	5.	Steve Malovic	78-79	337/609	55.3
6.	-	Danny Newport	54-55-56	379/686	55.2
7.	6.	Michael Cage	81-82-83-84	679/1,238	54.8
8.	7.	Aerick Sanders	01-02-03-04	334/619	54.0
9.	8.	Malcolm Thomas	10-11	298/553	53.9
10.	9.	Mike Mackell	02-03	291/543	53.6
11.	10.	Joe McNaull	91-92-93	333/627	53.1
12.	11.	Joel Kramer	74-76-77-78	406/779	52.1
13.	12.	Mike Dodd	76-77-78-79	392/758	51.7
14.	13.	Jalen McDaniels	18-19	319/620	51.5
15.	14.	Kim Goetz	78-79	435/852	51.1
16.	15.	Myron Epps	99-00-01-02	407/803	50.7
	16.	Marcelo Correa	97-98-99-00-01	273/546	50.0
	17.	Jimmy Wilkins	71-72	253/517	48.9
	18.	Zach Jones	81-82	323/668	48.4
	19.	JJ O'Brien	13-14-15	361/751	48.1
	20.	Mohamed Abukar	06-07	303/634	47.8
	21.	Marcus Slaughter	04-05-06	403/844	47.7

Three-Point Field Goals

in existence since 1986-87 season

Rk	Name	Years	GP	3FG
1.	Brandon Heath	04-05-06-07	125	281
2.	Tony Ross	87-88-89	85	270
3.	Chase Tapley	10-11-12-13	134	223
4.	D.J. Gay	08-09-10-11	140	219
5.	John Sharper	03-04-05-06	119	166
6.	Trey Kell	15-16-17-18	134	150
7.	Jeremy Hemsley	16-17-18-19	130	148
8.	Matt Shrigley	14-15-16-17	113	138
9.	Jason Richey	97-98	52	136
10.	Kyle Spain	06-07-08-09	115	130
11.	James Rahon	11-12-13	100	129
12.	Devin Watson	18-19	63	123
13.	Chad Nelson	94-95-96-97	112	122
14.	Xavier Thames	12-13-14	97	114
15.	Richie Williams	06-07-08-09	127	112
16.	Michael Best	89-90	56	107
17.	Al Faux	01-02	57	106
18.	Jamaal Franklin	11-12-13	87	100
19.	David Abramowitz	99-00-01	79	98
20.	Max Montana	17-18	55	93
21.	Malik Pope	15-16-17-18	125	92

Three-Point Field Goal Attempts

in existence since 1986-87 season

Rk	Name	Years	GP	3FGA
1.	Brandon Heath	04-05-06-07	125	798
2.	D.J. Gay	08-09-10-11	140	607
3.	Tony Ross	87-88-89	85	589
4.	Chase Tapley	10-11-12-13	134	565
5.	Trey Kell	15-16-17-18	134	485
6.	Jeremy Hemsley	16-17-18-19	130	429
7.	Matt Shrigley	14-15-16-17	113	420
8.	John Sharper	03-04-05-06	119	412
9.	Jason Richey	97-98	52	381
10.	James Rahon	11-12-13	100	368
11.	Chad Nelson	94-95-96-97	112	337
12.	Kyle Spain	06-07-08-09	115	332
13.	Jamaal Franklin	11-12-13	87	328
14.	Devin Watson	18-19	63	322
15.	Xavier Thames	12-13-14	97	320
16.	Richie Williams	06-07-08-09	127	303
17.	Michael Best	89-90	56	292
18.	David Abramowitz	99-00-01	79	284
19.	Max Montana	17-18	55	263
20.	Kelvin Davis	08-09-10	74	259
21.	Al Faux	01-02	57	256

Three-Point Field Goal Percentage

minimum 40 career three-point field goals

Rk	Name	Years	3FG/3FGA	3FG%
1.	Tony Ross	87-88-89	270/589	45.84
2.	Al Faux	01-02	106/256	41.41
3.	Jordan Schakel	18-19	71/175	40.57
4.	John Sharper	03-04-05-06	166/412	40.29
5.	Steve Sir	03-04	47/118	39.83
6.	Chase Tapley	10-11-12-13	223/565	39.47
7.	Kyle Spain	06-07-08-09	130/332	39.16
8.	Devin Watson	18-19	123/322	38.20
9.	Malik Pope	15-16-17-18	92/241	38.17
10.	Richie Williams	06-07-08-09	112/303	36.96
11.	Michael Best	89-90	107/292	36.64
12.	Tony Clark	92-93	52/142	36.62
13.	Chad Nelson	94-95-96-97	122/337	36.20
14.	D.J. Gay	08-09-10-11	219/607	36.08
15.	Aqeel Quinn	14-15	82/228	35.96
16.	Matt Mitchell	18	49/137	35.77
17.	Jason Richey	97-98	136/381	35.70
18.	Xavier Thames	12-13-14	114/320	35.63
19.	Max Montana	17-18	93/263	35.36
20.	Brandon Heath	04-05-06-07	281/798	35.21
21.	Deandre Moore	01-02-03	84/239	35.15

	Jeremy Hemsley	16-17-18-19	148/429	34.50

Free Throws

Rk	Dl	Name	Years	GP	FT
1.	1.	Michael Cage	81-82-83-84	112	488
2.	-	Tony Pinkins	55-56-57	82	485
3.	-	Bob Brady	52-53-54	74	467
4.	2.	Winston Shepard	13-14-15-16	139	428
4.	2.	Chad Nelson	94-95-96-97	112	415
6.	4.	Brandon Heath	04-05-06-07	125	410
7.	5.	Marcus Slaughter	04-05-06	87	388
8.	6.	Xavier Thames	12-13-14	97	372
9.	-	Bernie Finlay	58-59-60	73	352
10.	7.	Jamaal Franklin	11-12-13	87	349
11.	8.	Kyle Spain	06-07-08-09	115	336
12.	9.	Trey Kell	15-16-17-18	134	331
12.	9.	Anthony Watson	83-84-85-86	110	331
14.	-	Al Skalecky	66-67-68	82	309
15.	11.	Courtie Miller	90-91-92-93-94	101	302
16.	12.	Steve Copp	73-74-75-76	93	293
17.	-	Danny Newport	54-55-56	76	290
18.	13.	Myron Epps	99-00-01-02	113	274
19.	14.	Jeremy Hemsley	16-17-18-19	130	270
20.	15.	Tony Gwynn	78-79-80-81	107	245
21.	16.	Lorrenzo Wade	07-08-09	92	240
	17.	Will Connelly	75-76-77	82	234
	18.	Tony Bland	02-03	63	233
	19.	Leonard Allen	82-83-84-85	116	227
	20.	Billy White	08-09-10-11	134	221

Free Throw Attempts

Dl	Name	Years	GP	FTA
1.	Michael Cage	81-82-83-84	112	667
2.	Winston Shepard	13-14-15-16	139	653
3.	Marcus Slaughter	04-05-06	87	530
4.	Brandon Heath	04-05-06-07	125	524
5.	Chad Nelson	94-95-96-97	112	519
6.	Trey Kell	15-16-17-18	134	468
7.	Myron Epps	99-00-01-02	113	466
8.	Jamaal Franklin	11-12-12	87	446
8.	Anthony Watson	83-84-85-86	110	446
10.	Xavier Thames	12-13-14	97	443
11.	Steve Copp	73-74-75-76	93	439
12.	Kyle Spain	06-07-08-09	115	434
13.	Jeremy Hemsley	16-17-18-19	130	401
14.	Courtie Miller	90-91-92-93-94	101	398
15.	Will Connelly	75-76-77	82	376
16.	Leonard Allen	82-83-84-85	116	369
17.	Mitch McMullen	88-89	58	356
18.	Lorrenzo Wade	07-08-09	92	341
19.	Tony Bland	02-03	63	340
20.	Tony Gwynn	78-79-80-81	107	334
21.	Billy White	08-09-10-11	134	332

Free-Throw Percentage

minimum 40 career free throws

Rk	Dl	Name	Years	FT/FTA	FT%
1.	1.	Kim Goetz	78-79	135/158	85.44
2.	-	Mike Spigler	69-70	112/134	83.58
3.	2.	LaBradford Franklin	11-12-13	45/54	83.33
4.	3.	Xavier Thames	12-13-14	372/449	82.85
5.	4.	Steve Malovic	78-79	164/199	82.41
6.	5.	Mohamed Abukar	06-07	186/226	82.30
7.	6.	Jason Richey	97-98	218/271	80.44
8.	7.	Tony Ross	87-88-89	163/203	80.30
9.	8.	Chad Nelson	94-95-96-97	415/519	79.96
10.	9.	Jordan Schakel	18-19	46/58	79.31
11.	10.	Jamaal Franklin	11-12-13	349/446	78.25
12.	11.	Brandon Heath	04-05-06-07	410/524	78.24
13.	12.	Mike Dodd	76-77-78-79	144/185	77.84
14.	-	Bernie Finlay	58-59-60	352/453	77.70
15.	13.	Matt Mitchell	18-19	134/173	77.46
16.	14.	Kyle Spain	06-07-08-09	336/434	77.42
17.	15.	Max Montana	17-18	54/70	77.14
18.	16.	Chris McMurray	72-73	130/169	76.92
19.	17.	Joel Kramer	74-76-77-78	137/179	76.54
20.	18.	Jimmy Wilkins	71-72	149/195	76.41
	19.	Jalen McDaniels	18-19	173/227	76.2115
	20.	Chase Tapley	10-11-12-13	157/206	76.2114
	21.	Courtie Miller	90-91-92-93-94	302/398	75.88

	Devin Watson	18-19	191/255	74.90	

Blocks

since 1978-79 season

Rk	Name	Years	GP	Blk.
1.	Skylar Spencer	13-14-15-16	144	303
2.	Leonard Allen	82-83-84-85	116	214
3.	Malcolm Thomas	10-11	71	127
4.	Michael Cage	81-82-83-84	112	118
5.	Joe McNaull	91-92-93	86	114
6.	Malik Pope	15-16-17-18	125	113
7.	Aerick Sanders	01-02-03-04	109	105
8.	Billy White	08-09-10-11	134	102
9.	Marcelo Correa	97-98-99-00-01	112	100
10.	Marcus Slaughter	04-05-06	87	78
11.	Lorrenzo Wade	07-08-09	92	72
12.	Eddy Gordon	80-81-82-83	107	71
13.	Marty Dow	90-91	52	68
13.	Rodney Hawkins	86-87-88	70	68
15.	Dakarai Allen	14-15-16-17	133	66
16.	Leon Carter	95-96	57	58
17.	Marc Carter	94-95	56	55

SAN DIEGO STATE CAREER RECORDS (CONT.)

18.	Chase Tapley	10-11-12-13	134	54
19.	Valentine Izundu	17	30	53
20.	Jamaal Franklin	11-12-13	87	51
20.	Randy Holcomb	01-02	61	51
20.	Courtie Miller	90-91-92-93-94	101	51

Steals

since 1978-79 season

Rk	Name	Years	GP	Steals
1.	Richie Williams	06-07-08-09	127	246
2.	Brandon Heath	04-05-06	125	217
3.	Anthony Watson	83-84-85-86	110	192
4.	Chase Tapley	10-11-12-13	134	187
5.	Chad Nelson	94-95-96-97	112	175
6.	Billy White	08-09-10-11	134	149
7.	Tony Gwynn	78-79-80-81	107	141
8.	Kyle Spain	06-07-08-09	115	137
9.	Eddie Morris	80-81-82-83	105	131
10.	Trey Kell	15-16-17-18	134	126
10.	D.J. Gay	08-09-10-11	140	126
10.	Matt Watts	98-99	53	126
10.	Michael Best	89-90	56	126
10.	Michael Cage	81-82-83-84	112	126
15.	Lorrenzo Wade	07-08-09	92	125
16.	Dakarai Allen	14-15-16-17	133	121
17.	Xavier Thames	12-13-14	97	120
18.	Deandre Moore	01-02-03	88	114
19.	Eddy Gordon	80-81-82-83	107	111
20.	Creon Dorsey	85-86	59	109

Games Played

Rk	DI	Name	Years	GP
1.	1.	Skylar Spencer	13-14-15-16	144
2.	2.	D.J. Gay	08-09-10-11	140
3.	3.	Winston Shepard	13-14-15-16	139
4.	4.	Trey Kell	15-16-17-18	134
4.	4.	Chase Tapley	10-11-12-13	134
4.	4.	Billy White	08-09-10-11	134
7.	7.	Dakarai Allen	14-15-16-17	133
8.	8.	Jeremy Hemsley	16-17-18-19	130
9.	9.	Richie Williams	06-07-08-09	127
10.	10.	Malik Pope	15-16-17-18	125
10.	10.	Brandon Heath	04-05-06-07	125
12.	12.	Matt Thomas	05-06-07-08-09	124
13.	13.	John Sharper	03-04-05-06	119
14.	14.	Leonard Allen	82-83-84-85	116
15.	15.	Kyle Spain	06-07-08-09	115
16.	16.	Matt Shrigley	14-15-16-17	113
16.	16.	Myron Epps	99-00-01-02	113
16.	16.	Berry Randle	93-94-95-96	113
	19.	Marcelo Correa	97-98-99-00-01	112
	19.	Chad Nelson	94-95-96-97	112
	19.	Michael Cage	81-82-83-84	112

Games Started

since 1978-79

Rk	Name	Years	GP	GS
1.	Billy White	08-09-10-11	134	124
2.	D.J. Gay	08-09-10-11	140	120
2.	Brandon Heath	04-05-06-07	125	120
4.	Chase Tapley	10-11-12-13	134	114
5.	Trey Kell	15-16-17-18	134	112
5.	Michael Cage	81-82-83-84	112	112
7.	Leonard Allen	82-83-84-85	116	110
8.	Richie Williams	06-07-08-09	127	109
9.	JJ O'Brien	13-14-15	105	104
10.	Chad Nelson	94-95-96-97	112	103
11.	Skylar Spencer	13-14-15	144	102
12.	Winston Shepard	13-14-15	139	101
13.	Kyle Spain	06-07-08-09	115	95
14.	Anthony Watson	83-84-85-86	110	93
15.	Jeremy Hemsley	16-17-18-19	130	91
15.	Xavier Thames	12-13-14	97	91

15.	Marcelo Correa	97-98-99-00-01	112	91
18.	Myron Epps	99-00-01-02	113	81
19.	Marcus Slaughter	04-05-06	87	74
20.	Lorrenzo Wade	07-08-09	92	73
20.	Deandre Moore	01-02-03	88	73

Consecutive Games Started

since 1980-81 season

Rk	Name	Years	GP	CGS
1.	Michael Cage	81-82-83-84	112	112
2.	Chad Nelson	94-95-96-97	112	103
3.	Brandon Heath	04-05-06-07	125	85
4.	Skylar Spencer	13-14-15-16	144	76
5.	D.J. Gay	08-09-10-11	140	71
6.	Leonard Allen	82-83-84-85	116	70
7.	Malcolm Thomas	10-11	71	68
8.	Trey Kell	15-16-17	106	66
9.	Kawhi Leonard	10-11	70	64
10.	Devin Watson	2018-19	63	63
11.	Winston Shepard	13-14-15-16	139	62
11.	JJ O'Brien	13-14-15	105	62
13.	Randy Holcomb	01-02	61	61
14.	Matt Mitchell	2018-19	63	60
14.	Aerick Sanders	01-02-03-04	109	60
16.	Myron Epps	99-00-01-02	113	58
17.	Chris Walters	1993-94	57	57
17.	Joe McNaull	91-92-93	86	57
19.	Jamaal Franklin	11-12-13	87	55
19.	Kevin Betts	97-98	55	55
19.	Anthony Watson	83-84-85-86	110	55

Minutes Played

since 1978-79 season

Rk	Name	Years	GP	Min.
1.	Brandon Heath	04-05-06-07	125	4,275
2.	Michael Cage	81-82-83-84	112	4,262
3.	D.J. Gay	08-09-10-11	140	4,222
4.	Chase Tapley	10-11-12-13	134	3,813
5.	Richie Williams	06-07-08-09	127	3,780
6.	Chad Nelson	94-95-96-97	103	3,692
7.	Trey Kell	15-16-17-18	134	3,640
8.	Winston Shepard	13-14-15-16	139	3,583
9.	Billy White	08-09-10-11	134	3,532
10.	Jeremy Hemsley	16-17-18-19	130	3,498
11.	Anthony Watson	83-84-85-86	110	3,330
12.	Leonard Allen	82-83-84-85	116	3,191
13.	Skylar Spencer	13-14-15-16	144	3,100
14.	JJ O'Brien	13-14-15	105	3,077
15.	Xavier Thames	12-13-14	97	3,035
16.	Myron Epps	99-00-01-02	113	2,971
17.	Kyle Spain	06-07-08-09	115	2,948
18.	Lorrenzo Wade	07-08-09	92	2,911
19.	Malik Pope	15-16-17-18	125	2,732
20.	Marcus Slaughter	04-05-06	87	2,659

Efficiency Points

since 1978-79 season

Rk	Name	Years	GP	Eff. Pts.
1.	Michael Cage	81-82-83-84	112	2,534
2.	Brandon Heath	04-05-06-07	125	1,652
3.	Billy White	08-09-10-11	134	1,635
4.	Chase Tapley	10-11-12-13	134	1,574
5.	Marcus Slaughter	04-05-06	87	1,495
6.	Steve Copp	73-74-75-76	93	1,450
7.	Joel Kramer	74-76-77-78	99	1,407
8.	Leonard Allen	82-83-84-85	116	1,395
9.	Chad Nelson	94-95-96-97	112	1,351
10.	Winston Shepard	13-14-15-16	139	1,343
11.	Anthony Watson	83-84-85-86	110	1,337
12.	Kawhi Leonard	10-11	70	1,322
13.	Malik Pope	15-16-17-18	125	1,311
14.	Kyle Spain	06-07-08	115	1,308
15.	Trey Kell	15-16-17-18	134	1,302

16.	Aerick Sanders	01-02-03-04	109	1,276
17.	Jamaal Franklin	11-12-13	87	1,282
18.	Skylar Spencer	13-14-15-16	144	1,252
19.	Lorrenzo Wade	07-08-09	92	1,244
20.	Richie Williams	06-07-08-09	127	1,220

Efficiency Average

min. 50 games; since 1978-79 season

Rk	Name	Years	GP	EPG
1.	Michael Cage	81-82-83-84	112	22.63
2.	Steve Malovic	78-79	55	20.67
3.	Kawhi Leonard	10-11	70	18.89
4.	Marty Dow	90-91	52	17.52
5.	Marcus Slaughter	04-05-06	87	17.18
6.	Jalen McDaniels	18-19	63	16.68
7.	Malcolm Thomas	10-11	71	16.24
8.	Kim Goetz	78-79	54	16.09
9.	Steve Copp	73-74-75-76	93	15.59
10.	Randy Holcomb	01-02	61	15.34
11.	Will Connelly	75-76-77	82	14.83
12.	Jamaal Franklin	11-12-13	87	14.74
13.	Jason Richey	97-98	52	14.40
14.	Joel Kramer	74-76-77-78	99	14.21
15.	Mohamed Abukar	06-07	54	14.20
16.	Leon Carter	95-96	57	13.82
17.	Mitch McMullen	88-89	58	13.78
18.	Lorrenzo Wade	07-08-09	92	13.52
19.	Tony Bland	02-03	63	13.27
20.	Brandon Heath	04-05-06-07	125	13.22
21.	Kevin Betts	97-98	55	13.14

Points-Rebounds-Assists

since 1972-73 season

Rk	Name	Years	GP	PRA
1.	Michael Cage	81-82-83-84	112	3,261
2.	Brandon Heath	04-05-06-07	125	3,002
3.	Anthony Watson	83-84-85-86	110	2,453
4.	Winston Shepard	13-14-15-16	139	2,424
5.	Trey Kell	15-16-17-18	134	2,241
6.	Chase Tapley	10-11-12-13	134	2,238
7.	Steve Copp	73-74-75-76	93	2,215
8.	Marcus Slaughter	04-05-06	87	2,099
9.	Billy White	08-09-10-11	134	2,069
10.	Chad Nelson	94-95-96-97	112	2,007
11.	Kyle Spain	06-07-08-09	115	1,959
12.	Jamaal Franklin	11-12-13	87	1,952
13.	Jeremy Hemsley	16-17-18-19	130	1,936
14.	Lorrenzo Wade	07-08-09	92	1,918
15.	Will Connelly	75-76-77	82	1,901
16.	Malik Pope	15-16-17-18	124	1,869
17.	Kawhi Leonard	10-11	70	1,862
18.	Xavier Thames	12-13-14	97	1,833
19.	Joel Kramer	74-76-77-78	99	1,822
20.	Richie Williams	06-07-08-09	127	1,807
21.	D.J. Gay	08-09-10-11	140	1,783

Victories

since 1975-76

Rk	Name	Years	GP	Wins
1.	Skylar Spencer	13-14-15-16	144	109
2.	D.J. Gay	08-09-10-11	140	105
3.	Winston Shepard	13-14-15-16	139	104
4.	Chase Tapley	10-11-12-13	134	103
5.	Billy White	08-09-10-11	134	101
6.	Dakarai Allen	14-15-16-17	133	99
7.	Trey Kell	15-16-17-18	134	92
8.	Malik Pope	15-16-17-18	125	86
9.	Jeremy Hemsley	16-17-18-19	130	85
9.	Matt Shrigley	14-15-16-17	113	85
9.	Tim Shelton	08-09-10-11-12	109	85
9.	Richie Williams	06-07-08-09	127	85
13.	JJ O'Brien	13-14-15	105	80
13.	Kyle Spain	06-07-08-09	115	80

SAN DIEGO STATE CAREER RECORDS (CONT.)

15.	James Rahon	11-12-13	100	78
16.	Leonard Allen	82-83-84-85	116	76
17.	Xavier Thames	12-13-14	97	75
18.	Matt Thomas	05-06-07-08-09	124	74
19.	Brandon Heath	04-05-06-07	125	71
20.	Jamaal Franklin	11-12-13	87	68
21.	Michael Cage	81-82-83-84	112	68

Conference Victories

since 1975-76

Rk	Name	Years	CGP	Wins
1.	Winston Shepard	13-14-15-16	70	55
1.	Skylar Spencer	13-14-15-16	70	55
3.	Dakarai Allen	14-15-16-17	68	51
4.	Matt Shrigley	14-15-16-17	64	49
5.	Trey Kell	15-16-17-18	68	48
5.	Malik Pope	15-16-17-18	67	48
7.	Jeremy Hemsley	16-17-18-19	66	45
7.	D.J. Gay	08-09-10-11	64	45
9.	Billy White	08-09-10-11	56	43
10.	Chase Tapley	10-11-12-13	59	41
11.	JJ O'Brien	13-14-15	51	39
11.	Richie Williams	06-07-08-09	60	39
13.	Kyle Spain	06-07-08-09	51	36
13.	Leonard Allen	82-83-84-85	64	36
15.	Xavier Thames	12-13-14	44	33
15.	Michael Cage	81-82-83-84	64	33
17.	Matt Thomas	05-06-07-08-09	59	32
17.	Brandon Heath	04-05-06-07	60	32
17.	Anthony Watson	83-84-85-86	64	32
20.	James Rahon	11-12-13	44	31

SAN DIEGO STATE SINGLE-SEASON RECORDS

Points

Rk	DI	Name	Pts.	Yr.
1.	1.	Michael Cage (Sr.)	686	84
2.	2.	Brandon Heath (Sr.)	637	07
3.	3.	Xavier Thames (Sr.)	633	14
4.	4.	Anthony Watson (Sr.)	630	86
5.	5.	Brandon Heath (Jr.)	607	06
6.	-	Bob Brady (Jr.)	585	53
7.	6.	Jamaal Franklin (Jr.)	560	13
8.	7.	Randy Holcomb (Sr.)	558	02
9.	8.	Jamaal Franklin (So.)	557	12
9.	8.	Kawhi Leonard (So.)	557	11
	10.	Michael Cage (Jr.)	547	83
	11.	Anthony Watson (Jr.)	544	85
	12.	Chase Tapley (Jr.)	537	12
	13.	Brandon Heath (So.)	532	05
	13.	Kim Goetz (Sr.)	532	79
	-	Tony Pinkins (Sr.)	529	57
	-	Bernie Finlay (Sr.)	522	60
	-	Tony Pinkins (Jr.)	522	56
	15.	Shawn Jamison (Jr.)	520	90
	15.	Steve Copp (Sr.)	520	76
	17.	Tony Bland (Jr.)	519	02
	18.	Mohamed Abukar (Sr.)	505	07
	19.	Kyle Spain (Sr.)	504	09
	20.	Marcus Slaughter (Jr.)	494	06
	20.	Al Faux (Sr.)	494	02
	20.	Marty Dow (Sr.)	494	91
	23.	Tony Bland (Sr.)	493	03
	24.	Jalen McDaniels (So.)	491	19
	25.	Lorrenzo Wade (Jr.)	487	08
	26.	Aerick Sanders (Sr.)	482	04

		Devin Watson (Sr.)	472	19

Scoring Average

Rk	DI	Name (Class)	PPG	Yr.
1.	1.	Michael Cage (Sr.)	24.5	84
2.	2.	Anthony Watson (Sr.)	22.5	86
3.	-	Bob Brady (Jr.)	20.9	53
4.	3.	Kim Goetz (Sr.)	20.5	79
5.	-	Bernie Finlay (Sr.)	20.1	60
6.	-	Tony Pinkins (Sr.)	19.6	57
7.	4.	Michael Cage (Jr.)	19.5	83
8.	5.	Brandon Heath (Sr.)	19.3	07
9.	-	Bob Brady (Sr.)	18.7	54
10.	6.	Brandon Heath (Jr.)	18.4	06
10.	-	Von Jacobsen (So.)	18.4	69
	7.	Brandon Heath (So.)	18.34	05
	8.	Carlus Groves (Sr.)	18.27	94
	-	Tony Pinkins (Jr.)	18.0	56
	9.	Steve Copp (Sr.)	17.9	76
	10.	Marcus Slaughter (So.)	17.8	05
	11.	Will Connelly (So.)	17.7	75
	12.	Jason Richey (Jr.)	17.6	97
	13.	Xavier Thames (Sr.)	17.58	14
	14.	Anthony Watson (Jr.)	17.5	85
	15.	Steve Malovic (Sr.)	17.44	79
	16.	Jamaal Franklin (So.)	17.41	12
	17.	Jason Richey (Sr.)	17.36	98
	18.	Zach Jones (Jr.)	17.1	81
	19.	Al Faux (Sr.)	17.0	02
	19.	Marty Dow (Sr.)	17.0	91
	21.	Jamaal Franklin (Jr.)	16.97	13
	22.	Randy Holcomb (Sr.)	16.91	02
	23.	Kim Goetz (Jr.)	16.89	78
	24.	Shawn Jamison (Jr.)	16.77	90
	25.	Will Connelly (Jr.)	16.6	76

		Jalen McDaniels (So.)	16.4	19
		Devin Watson (Sr.)	15.7	19

Rebounds

Rk	DI	Name (Class)	Rebs.	Yr.
1.	-	Al Skalecky (Jr.)	394	67
2.	1.	Kawhi Leonard (So.)	380	11
3.	-	Al Skalecky (So.)	356	66
4.	2.	Michael Cage (Fr.)	355	81
5.	3.	Michael Cage (Jr.)	354	83
6.	4.	Michael Cage (Sr.)	352	84
7.	5.	Chris McMurray (Jr.)	350	72
8.	-	Tony Pinkins (Jr.)	346	56
9.	6.	Josh Davis (Sr.)	342	14
10.	-	Al Skalecky (Sr.)	340	68
11.	7.	Kawhi Leonard (Fr.)	336	10
12.	8.	Marcus Slaughter (Jr.)	329	06
13.	9.	Jamaal Franklin (Jr.)	312	13
14.	10.	Malcolm Thomas (Sr.)	301	11
15.	11.	Randy Holcomb (Sr.)	296	02
16.	12.	Aerick Sanders (Sr.)	295	04
17.	-	Eric Martensen (Jr.)	278	69
18.	-	Larry Meek (So.)	277	63
	13.	Marty Dow (Sr.)	274	91
	14.	Steve Malovic (Sr.)	265	79
	15.	Malcolm Thomas (Jr.)	260	10
	16.	Will Connelly (Jr.)	258	76
	17.	Joel Kramer (Jr.)	257	77
	18.	Michael Cage (So.)	256	82
	19.	Joel Kramer (Sr.)	255	78
	20.	Jamaal Franklin (So.)	252	12
	21.	Leonard Allen (Sr.)	252	85
	22.	Jalen McDaniels (Fr.)	248	18
	22.	Steve Copp (Sr.)	248	76
	22.	Will Connelly (So.)	248	75
	25.	Steve Copp (Jr.)	247	75

		Jalen McDaniels (So.)	245	19

Rebound Average

Rk	DI	Name (Class)	RPG	Yr.
1.	-	Al Skalecky (So.)	13.7	66
2.	-	Al Skalecky (Jr.)	13.6	67
3.	1.	Michael Cage (Fr.)	13.1	81
4.	2.	Michael Cage (Jr.)	12.64	83
5.	-	Al Skalecky (Sr.)	12.59	68
6.	3.	Michael Cage (Sr.)	12.57	84
7.	4.	Chris McMurray (Jr.)	12.50	72
8.	-	Tony Pinkins (Jr.)	11.9	56
9.	5.	Marcus Slaugther (Jr.)	11.0	06
10.	-	Larry Meek (Sr.)	10.68	65
	-	Larry Meek (So.)	10.654	63
	6.	Kawhi Leonard (So.)	10.56	11
	7.	Chris McMurray (Sr.)	10.1	73
	8.	Josh Davis (Sr.)	10.06	14
	9.	Kawhi Leonard (Fr.)	9.9	10
	10.	Aerick Sanders (Sr.)	9.83	04
	11.	Steve Malovic (Sr.)	9.81	79
	12.	Jamaal Franklin (Jr.)	9.45	13
	13.	Marty Dow (Sr.)	9.4	91
	14.	Will Connelly (So.)	9.19	75
	15.	Joel Kramer (Jr.)	9.18	77
	16.	Steve Copp (Jr.)	9.15	75
	17.	Joel Kramer (Sr.)	9.11	78
	18.	Randy Holcomb (Sr.)	8.97	02
	19.	Marcus Slaughter (So.)	8.96	05
	20.	Will Connelly (Jr.)	8.90	76
	21.	Eddy Gordon (Fr.)	8.85	80
	22.	Michael Cage (So.)	8.83	82
	23.	Gary Schneider (Sr.)	8.80	71
	24.	Larry Jones (Jr.)	8.7	72
	25.	Steve Copp (Sr.)	8.55	76

		Jalen McDaniels (So.)	8.2	19

Assists

in existence since 1972-73 season

Rk	Name (Class)	Asts.	Yr.
1.	Tony Gwynn (Jr.)	221	80
2.	Keith Smith (Jr.)	212	82
3.	Dean Decker (Sr.)	176	78
4.	Wesley Stokes (Jr.)	175	04
5.	Creon Dorsey (Jr.)	171	85
6.	Tony Gwynn (Sr.)	164	81
7.	Ray Leary (Sr.)	163	76
8.	Tony Gwynn (So)	153	79
9.	Richie Williams (So.)	151	07
10.	Raymond King (Fr.)	150	96
11.	Bryan Williams (Jr.)	148	88
12.	Arthur Massey (Sr.)	139	91
13.	Keith Smith (Sr.)	137	83
14.	Jeff Konek (Jr.)	132	84
15.	Dean Decker (Jr.)	131	77
16.	Devin Watson (Sr.)	129	19
17.	Xavier Thames (So.)	128	12
18.	Richie Williams (Fr.)	127	06
19.	Richie Williams (Sr.)	126	09
20.	Michael Best (Sr.)	125	90
21.	Devin Watson (Jr.)	124	18
21.	Deandre Moore (So.)	124	03
23.	Deandre Moore (Sr.)	122	01
23.	Chad Nelson (Jr.)	122	96
25.	Mike Dodd (Sr.)	121	79
26.	Brandon Heath (Sr.)	120	07
26.	Mark Delsman (Fr.)	120	74

Assist Average

in existence since 1972-73 season

Rk	Name (Class)	APG	Yr.
1.	Tony Gwynn (Jr.)	8.2	80
2.	Keith Smith (Jr.)	7.3	82
3.	Tony Gwynn (Sr.)	6.31	81
4.	Dean Decker (Sr.)	6.28	78
5.	Wesley Stokes (Jr.)	5.8	04
6.	Bryan Williams (Jr.)	5.8	88
7.	Keith Smith (Sr.)	5.71	83
8.	Tony Gwynn (So.)	5.67	79
9.	Ray Leary (Sr.)	5.6	76
10.	Creon Dorsey (Jr.)	5.5	85

	Devin Watson (Sr.)	4.3	19

Field Goals

Rk	DI	Name (Class)	FG	Yr.
1.	1.	Michael Cage (Sr.)	250	84
2.	2.	Anthony Watson (Sr.)	246	86
3.	3.	Kim Goetz (Sr.)	229	79
4.	4.	Brandon Heath (Sr.)	225	07
5.	5.	Anthony Watson (Jr.)	222	85
6.	6.	Randy Holcomb (Sr.)	220	02
7.	7.	Kawhi Leonard (So.)	211	11
8.	8.	Marty Dow (Sr.)	207	91
8.	8.	Steve Copp (Sr.)	207	76
10.	10.	Kim Goetz (Jr.)	206	78
	11.	Brandon Heath (Jr.)	204	06
	12.	Shawn Jamison (Jr.)	203	90
	13.	Chase Tapley (Jr.)	200	12
	13.	Aerick Sanders (Sr.)	200	04
	15.	Will Connelly (So.)	196	75
	16.	Jalen McDaniels (So.)	193	19
	17.	Steve Malovic (Sr.)	192	79
	18.	Michael Cage (Jr.)	191	83
	19.	Xavier Thames (Sr.)	188	14
	20.	Will Connelly (Jr.)	187	76
	21.	Mohamed Abukar (Sr.)	185	07
	21.	Tony Bland (Jr.)	185	02
	23.	Zach Jones (Jr.)	183	81
	24.	Tony Bland (Sr.)	180	03
	25.	Jimmy Harris (Sr.)	179	72
	26.	Chris McMurray (Jr.)	177	72

Field Goal Attempts

DI	Name (Class)	FGA	Yr.
1.	Brandon Heath (Sr.)	534	07
2.	Anthony Watson (Sr.)	520	86
3.	Brandon Heath (Jr.)	481	06
4.	Kawhi Leonard (So.)	475	11
4.	Anthony Watson (Jr.)	475	85
6.	Xavier Thames (Sr.)	457	14
7.	Kim Goetz (Sr.)	451	79
8.	Michael Cage (Sr.)	445	84
9.	Chase Tapley (Jr.)	440	12
10.	Brandon Heath (So.)	432	05
11.	Chris McMurray (Jr.)	428	72
12.	Randy Holcomb (Sr.)	426	02
13.	Steve Copp (Sr.)	417	76
14.	Tony Bland (Jr.)	416	02
15.	Jimmy Harris (Sr.)	413	72
16.	Will Connelly (So.)	410	75
17.	Jamaal Franklin (Jr.)	409	13
18.	Jalen McDaniels (So.)	405	19
19.	Kim Goetz (Jr.)	401	78
20.	Jamaal Franklin (So.)	400	12
21.	Will Connelly (Jr.)	397	76
22.	Mohamed Abukar (Sr.)	392	07
22.	Tony Bland (Sr.)	392	03
24.	Trey Kell (So.)	390	16
25.	Zach Jones (Jr.)	387	81
26.	Lorrenzo Wade (Jr.)	387	08

Field Goal Percentage

min. 5 FGA per game

Rk	DI	Name (Class)	Pct.	Yr.
1.	-	Danny Newport (Fr.)	79.9	54
2.	1.	Billy White (So.)	66.3	09
3.	2.	Billy White (Fr.)	61.5	08
4.	3.	Leon Carter (Sr.)	60.5	96
5.	4.	Leonard Allen (Sr.)	60.1	85
7.	5.	Kevin Betts (Sr.)	59.8	98
8.	6.	Jerome Habel (Jr.)	59.6	07
9.	7.	Jalen McDaniels (Fr.)	58.6	18
10.	8.	Billy White (Jr.)	58.3	10
	9.	Mitch McMullen (Sr.)	58.0	89
	10.	Joe McNaull (So.)	57.9	92
	11.	Von Jacobsen (Sr.)	57.3	71
	12.	Marty Dow (Sr.)	57.2	91
	13.	Michael Cage (Jr.)	57.0	83
	14.	Kevin Betts (Jr.)	56.9	97
	15.	Shawn Jamison (Jr.)	56.23	90
	16.	Leonard Allen (So.)	56.20	83
	17.	Billy White (Sr.)	56.18	11
	17.	Michael Cage (Sr.)	56.18	84
	19.	Steve Malovic (Jr.)	56.0	78
	20.	Michael Kennedy (Sr.)	55.93	85
	21.	Leonard Allen (Jr.)	55.88	84
	22.	Roy Kruiswyk (Sr.)	55.84	98
	23.	Michael Cage (Fr.)	55.83	81
	24.	Myron Epps (Jr.)	54.9	01
	25.	Aerick Sanders (Sr.)	55.4	04

Three-Point Field Goals

in existence since 1986-87 season

Rk	Name (Class)	3FGs	Yr.
1.	Tony Ross (Fr.)	104	87
2.	Tony Ross (So.)	100	88
3.	Brandon Heath (Jr.)	98	06
4.	Brandon Heath (Sr.)	87	07
5.	John Sharper (Sr.)	79	06
6.	Chase Tapley (Jr.)	77	12
7.	Devin Watson (Sr.)	74	19
8.	D.J. Gay (Sr.)	73	11

SAN DIEGO STATE SINGLE-SEASON RECORDS (CONT.)

9.	Jason Richey (Sr.)	72	98
10.	Trey Kell (So.)	71	16
11.	Chase Tapley (Sr.)	70	13
12.	Kyle Spain (Sr.)	67	09
13.	Al Faux (Sr.)	66	02
13.	Tony Ross (Jr.)	66	89
15.	Jason Richey (Jr.)	64	97
16.	Xavier Thames (Sr.)	61	14
16.	D.J. Gay (Jr.)	61	10
18.	Jeremy Hemsley (So.	56	17
18.	Michael Best (Sr.)	56	90
20.	Josko Visnjic (Jr.)	55	98
21.	Aqel Quinn (Sr.)	54	15
22.	James Rahon (So.)	53	11
23.	Max Hoetzel (So.)	52	17
24.	Jamaal Franklin (So.)	51	12
24.	Michael Best (Jr.)	51	89
26.	Matt Mitchell (Fr.)	49	18
26.	Devin Watson (Jr.)	49	18
26.	Derric Croft (Jr.)	49	94

	Jordan Schakel (So.)	44	19
	Matt Mitchell (So.)	37	19

Three-Point Field Goal Atts.

in existence since 1986-87 season

Rk	Name (Class)	3FGA	Yr.
1.	Brandon Heath (Sr.)	247	07
2.	Brandon Heath (Jr.)	240	06
3.	Tony Ross (Fr.)	223	87
4.	Tony Ross (So.)	213	88
5.	D.J. Gay (Sr.)	204	11
6.	Jason Richey (Sr.)	202	98
7.	Devin Watson (Sr.)	196	19
8.	John Sharper (Sr.)	188	06
9.	Chase Tapley (Sr.)	186	13
10.	Trey Kell (So.)	185	16
11.	Josko Visnjic (Jr.)	179	98
11.	Jason Richey (Jr.)	179	97
13.	Chase Tapley (Jr.)	178	12
14.	Michael Best (Sr.)	173	90
15.	Kyle Spain (Sr.)	171	09
16.	Xavier Thames (Sr.)	164	14
17.	Al Faux (Sr.)	161	02
18.	D.J. Gay (Jr.)	160	10
18.	Brandon Heath (Fr.)	160	04
20.	Jamaal Franklin (So.)	157	12
21.	Tony Ross (Jr.)	153	89
22.	Derric Croft (Jr.)	152	94
23.	Brandon Heath (So.)	151	05
24.	Jeremy Hemsley (So.)	150	17
24.	Max Hoetzel (So.)	150	17
24.	Jamaal Franklin (Jr.)	150	13

Three-Point FG Percentage

min 20 3FGs; in existence since 1986-87 season

Rk	Name (Class)	Pct.	Yr.
1.	Jason Hamilton (Fr.)	50.0	93
2.	Tony Ross (So.)	46.9	88
3.	Chad Nelson (Fr.)	46.7	94
4.	Tony Ross (Fr.)	46.6	87
5.	Richie Williams (So.)	45.8	07
6.	Jordan Schakel (So.)	45.4	19
7.	James Rahon (So.)	43.4	11
8.	Chase Tapley (Jr.)	43.3	12
9.	Tony Ross (Jr.)	43.1	89
10.	Michael Best (Jr.)	42.9	89
11.	Al Faux (Jr.)	42.1	01
12.	John Sharper (Sr.)	42.0	06
13.	Al Faux (Sr.)	41.0	02
14.	Brady Trenkle (So.)	40.84	97
15.	Brandon Heath (Jr.)	40.83	06
16.	Steve Sir (Fr.)	40.4	03
17.	John Sharper (So.)	40.0	04
18.	Malik Pope (Jr.)	39.21	17
19.	Kyle Spain (Sr.)	39.18	09
20.	Deandre Moore (Jr.)	39.0	02
21.	Devin Watson (Jr.)	38.9	18
22.	Kyle Spain (Jr.)	38.6	08
23.	Trey Kell (So.)	38.4	16
24.	Jordan Schakel (Fr.)	38.3	18
25.	D.J. Gay (Jr.)	38.1	10
26.	Chase Tapley (So.)	38.0	11

	Devin Watson (Sr.)	37.8	19

Free Throws

Rk	Dl	Name (Class)	FT	Yr.
1.	-	Bob Brady (Jr.)	213	53
2.	1.	Xavier Thames (Sr.)	196	14
3.	2.	Marcus Slaughter (Jr.)	192	06
4.	3.	Michael Cage (Sr.)	186	84
4.	-	Bernie Finlay (Sr.)	186	60
6.	4.	Jamaal Franklin (Jr.)	180	13
7.	-	Tony Pinkins (So.)	170	55
8.	5.	Michael Cage (Jr.)	165	83
8.	-	Tony Pinkins (Sr.)	165	57
10.	6.	Jamaal Franklin (So.)	160	12
	-	Tony Pinkins (Jr.)	150	56
	-	Bob Brady (Sr.)	145	54
	7.	Chad Nelson (Sr.)	142	97
	8.	Marcus Slaughter (So.)	141	05
	9.	Anthony Watson (Sr.)	138	86
	10.	Winston Shepard (Sr.)	137	16
	10.	Kyle Spain (Sr.)	137	09
	10.	Leonard Allen (Sr.)	137	85
	13.	Brandon Heath (So.)	132	05
	14.	John Martens (Sr.)	130	86
	15.	Jason Richey (Jr.)	122	97
	15.	Chad Nelson (So.)	122	95
	17.	Tony Bland (Jr.)	120	02
	18.	Lorrenzo Wade (Jr.)	116	08
	18.	Mohamed Abukar (Sr.)	116	07
	20.	Shawn Jamison (Jr.)	114	90
	21.	Tony Bland (Sr.)	113	03
	22.	Trey Kell (Jr.)	111	17
	22.	Zylan Cheatham (Fr.)	111	16
	24.	Kawhi Leonard (So.)	110	11
	25.	Mike Mackell (Sr.)	108	03

Free Throw Attempts

Dl	Name (Class)	FTA	Yr.
1.	Marcus Slaughter (Jr.)	252	06
2.	Michael Cage (Sr.)	251	84
3.	Xavier Thames (Sr.)	235	14
4.	Shawn Jamison (Jr.)	232	90
5.	Jamaal Franklin (Jr.)	229	13
6.	Michael Cage (Jr.)	221	83
7.	Leonard Allen (Sr.)	204	85
8.	Winston Shepard (So.)	202	14
8.	Marcus Slaughter (So.)	202	05
10.	Jamaal Franklin (So.)	200	12
11.	Winston Shepard (Sr.)	194	16
12.	John Martens (Sr.)	183	86
13.	Anthony Watson (Sr.)	182	86
14.	Mitch McMullen (Jr.)	181	88
15.	Mitch McMullen (Sr.)	175	89
16.	Lorrenzo Wade (Jr.)	173	08
17.	Myron Epps (So.)	172	00
18.	Tony Bland (Sr.)	171	03
19.	Tony Bland (Jr.)	169	04
20.	Malcolm Thomas (Jr.)	167	10
20.	Randy Holcomb (Sr.)	167	02
22.	Chad Nelson (Sr.)	166	97
23.	Kyle Spain (Sr.)	164	09
24.	Mike Mackell (Sr.)	164	03
25.	Malcolm Thomas (Sr.)	162	11

Free Throw Percentage

min. 3 FTA per game

Rk	Dl	Name (Class)	Pct.	Yr.
1.	1.	Kim Goetz (Sr.)	90.2	79
2.	2.	Jason Richey (Sr.)	85.7	98
3.	3.	Chad Nelson (Sr.)	85.5	97
4.	4.	Gary Schneider (Sr.)	85.2	71
5.	5.	Brandon Heath (Jr.)	84.9	06
6.	6.	Steve Malovic (Sr.)	83.7	79
7.	7.	Kyle Spain (Sr.)	83.5	09
8.	8.	Xavier Thames (Sr.)	83.4	14
9.	-	Mike Spilger (Sr.)	83.3	70
9.	-	Bob Brady (Sr.)	83.3	54
	9.	Mohamed Abukar (Sr.)	82.9	07
	10.	Xavier Thames (So.)	82.8	12
	-	Bernie Finlay (So.)	82.6	59
	11.	Brandon Heath (So.)	82.0	05
	12.	Courtie Miller (Jr.)	81.7	93
	13.	Mark Delsman (Sr.)	81.3	77
	14.	Courtie Miller (Sr.)	81.1	94
	14.	Steve Malovic (Jr.)	81.1	78
	16.	Jamaal Franklin (So.)	80.0	12
	16.	Kyle Spain (Jr.)	80.0	08
	18.	Chad Nelson (Jr.)	79.8	96
	19.	Tony Gwynn (Jr.)	79.0	80
	20.	Jalen McDaniels (Fr.)	78.8	18
	21.	Jamaal Franklin (Jr.)	78.6	13
	22.	Jimmy Wilkins (Jr.)	78.5	71
	23.	Matt Mitchell (So.)	78.41	19
	24.	Chris McMurray (Jr.)	78.40	72
	25.	Anthony Watson (Jr.)	78.1	85
	25.	Pete Geoff (Sr.)	78.1	73

Blocks

in existence since 1978-79 season

Rk	Name (Class)	Blks.	Yr.
1.	Skylar Spencer (Jr.)	91	15
2.	Skylar Spencer (So.)	89	14
3.	Leonard Allen (Sr.)	82	85
4.	Malcolm Thomas (Sr.)	75	11
5.	Skylar Spencer (Sr.)	72	16
6.	Valentine Izundu (Sr.)	53	17
7.	Malcolm Thomas (Jr.)	52	10
8.	Skylar Spencer (Fr.)	51	13
9.	Michael Cage (Sr.)	47	84
10.	Marty Dow (Sr.)	46	91
10.	Leonard Allen (Jr.)	46	84
12.	Leonard Allen (Fr.)	45	82
13.	Eddy Gordon (Fr.)	43	80

	Nathan Mensah (Fr.)	38	19

Steals

in existence since 1978-79 season

Rk	Name (Class)	Stls.	Yr.
1.	Richie Williams (Sr.)	77	09
2.	Anthony Watson (Jr.)	74	85
3.	Richie Williams (So.)	69	07
4.	Matt Watts (Sr.)	65	99
4.	Michael Best (Sr.)	65	90
6.	Brandon Heath (Sr.)	64	07
7.	Brandon Heath (So.)	63	05
7.	Raymond King (Fr.)	63	96
7.	Creon Dorsey (Jr.)	63	85
10.	Lorrenzo Wade (So.)	62	07

Minutes Played

since 1978-79 season

Rk	Name (Class)	Min.	Yr.
1.	D.J. Gay (Sr.)	1,302	11
2.	Brandon Heath (Sr.)	1,217	07
3.	JJ O'Brien (Sr.)	1,183	15
4.	D.J. Gay (Jr.)	1,175	10
5.	Kawhi Leonard (So.)	1,172	11
6.	Brandon Heath (Jr.)	1,164	06
7.	Chase Tapley (Jr.)	1,157	12
8.	Tony Bland (Jr.)	1,140	02
9.	Malcolm Thomas (Sr.)	1,126	11
10.	Xavier Thames (Sr.)	1,126	14
11.	Richie Williams (So.)	1,123	07
12.	Jamaal Franklin (Jr.)	1,091	13
13.	Richie Williams (Sr.)	1,090	09
14.	Michael Cage (Sr.)	1,085	84
15.	Trey Kell (So.)	1,084	16
16.	Shawn Jamison (Jr.)	1,082	90
17.	Michael Cage (So.)	1,076	82
18.	Michael Cage (Jr.)	1,070	83
19.	Winston Shepard (Sr.)	1,067	16
19.	Randy Holcomb (Sr.)	1,067	02
21.	Kawhi Leonard (Fr.)	1,064	10
22.	Malcolm Thomas (Jr.)	1,063	10
23.	Mohamed Abukar (Sr.)	1,061	07
24.	Lorrenzo Wade (Jr.)	1,059	08
25.	Trey Kell (Jr.)	1,050	17

	Devin Watson (Sr.)	1,011	19

Efficiency Points

since 1978-79 season

Rk	Name (Class)	Pts.	Yr.
1.	Michael Cage (Sr.)	820	84
2.	Kawhi Leonard (So.)	725	11
3.	Michael Cage (Jr.)	717	83
4.	Jamaal Franklin (Jr.)	659	13
5.	Marcus Slaughter (Jr.)	643	06
6.	Aerick Sanders (Sr.)	634	04
7.	Malcolm Thomas (Sr.)	628	11
8.	Steve Malovic (Sr.)	620	79
9.	Kawhi Leonard (Fr.)	597	10
10.	Marty Dow (Sr.)	589	91
11.	Randy Holcomb (Sr.)	584	02
12.	Leonard Allen (Sr.)	584	85
13.	Xavier Thames (Sr.)	558	14
14.	Jamaal Franklin (So.)	545	12
15.	Michael Cage (Fr.)	537	81
16.	Jalen McDaniels (So.)	532	19
17.	Anthony Watson (Sr.)	527	86
18.	Malcolm Thomas (Jr.)	525	10
19.	Jalen McDaniels (Fr.)	519	18
20.	Chase Tapley (Jr.)	517	12
21.	Leon Carter (Sr.)	504	96
22.	Brandon Heath (Sr.)	503	07
23.	Rodney Hawkins (Sr.)	503	98
24.	Marcus Slaughter (So.)	492	05
25.	Malik Pope (Sr.)	484	18
26.	Kyle Spain (Sr.)	477	09

	Devin Watson (Sr.)	380	19

Efficiency Average

since 1978-79 season

Rk	Name (Class)	EPG	Yr.
1.	Michael Cage (Sr.)	29.29	84
2.	Michael Cage (Jr.)	25.61	83
3.	Steve Malovic (Sr.)	22.96	79
4.	Marcus Slaughter (Jr.)	21.43	06
5.	Aerick Sanders (Sr.)	21.13	04
6.	Marty Dow (Sr.)	20.31	91
7.	Kawhi Leonard (So.)	20.14	11
8.	Jamaal Franklin (Jr.)	19.97	13
9.	Michael Cage (Fr.)	19.89	81
10.	Leonard Allen (Sr.)	18.84	85
11.	Anthony Watson (Sr.)	18.82	86
12.	Kim Goetz (Sr.)	18.23	79
13.	Marcus Slaughter (So.)	18.22	05
14.	Jalen McDaniels (So.)	17.73	19

SAN DIEGO STATE SINGLE-SEASON RECORDS (CONT.)

15.	Randy Holcomb (Sr.)	17.70	02
16.	Kawhi Leonard (Fr.)	17.55	10
17.	Leon Carter (Sr.)	17.38	96
18.	Rodney Hawkins (Sr.)	17.34	88
19.	Jamaal Franklin (So.)	17.03	12
20.	Malcolm Thomas (Sr.)	16.97	11
21.	Eddy Gordon (Fr.)	16.78	80
22.	Joe McNaull (So.)	15.93	92
23.	Michael Cage (So.)	15.86	82
24.	Jalen McDaniels (Fr.)	15.73	18
25.	Carlus Groves (Sr.)	15.68	94
26.	Mitch McMullen (Sr.)	15.52	89

	Devin Watson (Sr.)	12.67	19

Pts.-Rebs.-Assists (PRA)

since 1972-73 season

Rk	Name (Class)	PRA	Yr.
1.	Michael Cage (Sr.)	1,050	84
2.	Kawhi Leonard (So.)	1,028	11
3.	Jamaal Franklin (Jr.)	981	13
4.	Michael Cage (Jr.)	932	83
5.	Randy Holcomb (Sr.)	911	02
6.	Brandon Heath (Sr.)	884	07
7.	Marcus Slaughter (Jr.)	879	06
8.	Anthony Watson (Sr.)	868	86
9.	Jamaal Franklin (So.)	856	12
10.	Xavier Thames (Sr.)	853	14
11.	Kawhi Leonard (Fr.)	834	10
12.	Brandon Heath (Jr.)	832	06
12.	Steve Copp (Sr.)	832	76
14.	Aerick Sanders (Sr.)	808	04
15.	Malcolm Thomas (Sr.)	807	11
16.	Jalen McDaniels (So.)	802	19
17.	Steve Malovic (Sr.)	793	79
18.	Marty Dow (Sr.)	786	91
19.	Will Connelly (Jr.)	771	76
20.	Winston Shepard (Sr.)	768	16
22.	Tony Bland (Jr.)	762	02
23.	Chase Tapley (Jr.)	760	12
24.	Shawn Jamison (Jr.)	759	90
25.	Marcus Slaughter (So.)	757	05
26.	Lorrenzo Wade (Jr.)	756	08
27.	Anthony Watson (Jr.)	751	85

	Devin Watson (Sr.)	693	19

PRA Average

since 1972-73 season

Rk	Name (Class)	PRA/G	Yr.
1.	Michael Cage (Sr.)	37.50	84
2.	Michael Cage (Jr.)	33.29	83
3.	Anthony Watson (Sr.)	31.00	86
4.	Jamaal Franklin (Jr.)	29.73	13
5.	Steve Malovic (Sr.)	29.37	79
6.	Marcus Slaughter (Jr.)	29.30	06
7.	Steve Copp (Sr.)	28.69	76
8.	Chris McMurray (Jr.)	28.64	72
9.	Kawhi Leonard (So.)	28.56	11
10.	Marcus Slaughter (So.)	28.04	05
11.	Randy Holcomb (Sr.)	27.61	02
12.	Will Connelly (So.)	27.52	75
13.	Marty Dow (Sr.)	27.10	91
14.	Aerick Sanders (Sr.)	26.93	04
15.	Brandon Heath (Sr.)	26.78	07
16.	Kim Goetz (Sr.)	26.77	79
17.	Jamaal Franklin (So.)	26.75	12
18.	Jalen McDaniels (So.)	26.73	19
19.	Will Connelly (Jr.)	26.59	76
20.	Carlus Groves (Sr.)	25.95	94
21.	Brandon Heath (So.)	25.52	05
22.	Jason Richey (Jr.)	25.48	97
23.	Brandon Heath (Jr.)	25.21	06
24.	Steve Copp (Jr.)	25.11	75
25.	Steffond Johnson (Sr.)	24.76	86
26.	Joel Kramer (Sr.)	24.68	78

	Devin Watson (Sr.)	23.10	19

Victories

Dl	Name (Class)	Wins	Yr.
1.	Brian Carlwell (Sr.)	34	11
1.	D.J. Gay (Sr.)	34	11
1.	James Rahon (So.)	34	11
1.	Malcolm Thomas (Sr.)	34	11
5.	Kawhi Leonard (So.)	33	11
5.	Billy White (Sr.)	33	11
7.	Matt Shrigley (Fr.)	31	14
7.	Skylar Spencer (So.)	31	14
7.	Xavier Thames (Sr.)	31	14
7.	Chase Tapley (So.)	31	11
11.	Josh Davis (Sr.)	30	14
11.	JJ O'Brien (So.)	30	14
11.	Winston Shepard (So.)	30	14
14.	Dwayne Polee II (Jr.)	29	14
14.	Aqeel Quinn (Jr.)	29	14
16.	Dakarai Allen (Jr.)	28	16
16.	Angelo Chol (Sr.)	28	16
16.	Zylan Cheatham (Fr.)	28	16
16.	Trey Kell (So.)	28	16
16.	Malik Pope (So.)	28	16
16.	Skylar Spencer (Sr.)	28	16
16.	Tim Shelton (Jr.)	28	11
23.	Jeremy Hemsley (Fr.)	27	16
23.	Winston Shepard (Sr.)	27	16
23.	JJ O'Brien (Sr.)	27	16
23.	Winston Shepard (Jr.)	27	16
23.	Skylar Spencer (Jr.)	27	16

SAN DIEGO STATE FRESHMAN RECORDS

Points

Rk	Name	Points	Year
1.	Tony Ross	455	1987
2.	Jeremy Hemsley	443	2016
3.	Kawhi Leonard	433	2010
4.	Brandon Heath	413	2004
5.	Matt Mitchell	346	2018
6.	Jalen McDaniels	345	2018
6.	Eddy Gordon	345	1980
8.	Presnell Gilbert	338	1977
9.	Anthony Watson	319	1983
9.	Eddie Morris	319	1980

	Nathan Mensah	174	2019

Scoring Average

Rk	Name	PPG	Year
1.	Tony Ross	16.3	1987
2.	Presnell Gilbert	15.4	1977
3.	Brandon Heath	13.8	2004
4.	Eddie Morris	13.3	1980
5.	Eddy Gordon	12.8	1980
6.	Kawhi Leonard	12.7	2010
7.	Jeremy Hemsley	12.0	2016
8.	Myron Epps	11.8	1999
9.	Anthony Watson	11.4	1983
10.	Michael Cage	10.9	1981

Rebounds

Rk	Name	Rebounds	Year
1.	Michael Cage	355	1981
2.	Kawhi Leonard	336	2010
3.	Jalen McDaniels	248	2018
4.	Eddy Gordon	239	1980
5.	Zylan Cheatham	205	2016
6.	Marcus Slaughter	204	2004
7.	Billy White	195	2008
8.	Steve Copp	173	1973
9.	Nathan Mensah	170	2019
10.	Tim Shelton	161	2009

Rebound Average

Rk	Name	RPG	Year
1.	Michael Cage	13.1	1981
2.	Kawhi Leonard	9.9	2010
3.	Eddy Gordon	8.9	1980
4.	Jalen McDaniels	7.5	2018
5.	Marcus Slaughter	6.8	2004
6.	Steve Copp	6.7	1973
7.	Presnell Gilbert	6.5	1977
8.	Billy White	5.9	2008
9.	Nathan Mensah	5.7	2019
10.	Kyle Spain	5.6	2006
10.	Myron Epps	5.6	1999

Assists

Rk	Name	Assists	Year
1.	Raymond King	150	1996
2.	Richie Williams	127	2006
3.	Mark Delsman	120	1974
4.	Bradley Jackson	101	2000
5.	Jason Hamilton	97	1993
6.	Chad Nelson	90	1994
7.	Anthony Watson	85	1983
8.	Tracy Dildy	73	1986
9.	Chase Tapley	72	2010
10.	Jeremy Hemsley	68	2016

Assist Average

Rk	Name	APG	Year
1.	Raymond King	5.2	1996
2.	Mark Delsman	4.6	1974
3.	Richie Williams	3.8	2006
4.	Jason Hamilton	3.7	1993
5.	Bradley Jackson	3.6	2000
6.	Chad Nelson	3.2	1994
7.	Anthony Watson	3.0	1983
8.	Tracy Dildy	2.5	1986
9.	David Abramowitz	2.3	1999
10.	Chase Tapley	2.2	2010

Blocks

Rk	Name	Blocks	Year
1.	Skylar Spencer	51	2013
2.	Leonard Allen	45	1982
3.	Eddy Gordon	43	1980
4.	Nathan Mensah	38	2019
5.	Joe McNaull	32	1991
6.	Zylan Cheatham	26	2016
7.	Billy White	25	2008
7.	Evan Burns	25	2003
9.	Malik Pope	24	2015
9.	Kawhi Leonard	24	2010

Steals

Rk	Name	Steals	Year
1.	Raymond King	63	1996
2.	Richie Williams	58	2006
3.	Jason Hamilton	55	1993
4.	Kawhi Leonard	47	2010
4.	Billy White	47	2008
6.	Brandon Heath	41	2004
7.	Tracy Dildy	40	1986
8.	Bradley Jackson	38	2000
9.	Chase Tapley	37	2010
10.	Matt Mitchell	36	2018
10.	Chad Nelson	36	1994

Field Goals

Rk	Name	FG	Year
1.	Kawhi Leonard	166	2010
2.	Tony Ross	152	1987
3.	Eddy Gordon	149	1980
4.	Presnell Gilbert	148	1977
5.	Jeremy Hemsley	147	2016
6.	Brandon Heath	144	2004
6.	Eddie Morris	144	1980
8.	Anthony Watson	132	1983
9.	Jalen McDaniels	126	2018
10.	Billy White	118	2008

Field Goal Attempts

Rk	Name	FGA	Year
1.	Brandon Heath	368	2004
2.	Kawhi Leonard	365	2010
3.	Tony Ross	364	1987
4.	Jeremy Hemsley	342	2016
5.	Eddie Morris	326	1980
6.	Presnell Gilbert	321	1977
7.	Anthony Watson	320	1983
8.	Eddy Gordon	312	1980
9.	Matt Mitchell	258	2018
10.	Myron Epps	241	1999

Field Goal Percentage

min. 5 FGA per game

Rk	Name	Pct.	Year
1.	Billy White	61.5	2008
2.	Jalen McDaniels	58.6	2018
3.	Michael Cage	55.8	1981
4.	Zylan Cheatham	52.8	2016
5.	Tim Shelton	50.2	2009
6.	Chase Tapley	50.0	2010
7.	Kyle Spain	49.5	2006
8.	Evan Burns	49.2	2003
9.	Myron Epps	48.1	1999
10.	Eddy Gordon	47.8	1980

Three-Point Field Goals

in existence since 1986-87 season

Rk	Name	3FGs	Year
1.	Tony Ross	104	1987
2.	Matt Mitchell	49	2018
3.	Brandon Heath	48	2004
4.	Steve Sir	46	2003
5.	D.J. Gay	45	2008
6.	Jeremy Hemsley	42	2016
7.	Matt Shrigley	40	2014
8.	Chase Tapley	35	2010
9.	David Abramowitz	29	1999
10.	Jason Hamilton	28	1993

Three-Point Field Goal Attempts

in existence since 1986-87 season

Rk	Name	3FGA	Year
1.	Tony Ross	223	1987
2.	Brandon Heath	160	2004
3.	Matt Mitchell	137	2018
4.	D.J. Gay	121	2008
5.	Jeremy Hemsley	118	2016
6.	Steve Sir	114	2003
7.	Matt Shrigley	113	2014
8.	Matt Mitchell	102	2018
9.	Chase Tapley	93	2010
10.	David Abramowitz	87	1999

Three-Point Field Goal Pct.

min 20 3FGs; in existence since 1986-87 season

Rk	Name	Pct.	Year
1.	Jason Hamilton	50.0	1993
2.	Chad Nelson	46.7	1994
3.	Tony Ross	46.6	1987
4.	Steve Sir	40.4	2003
5.	Chase Tapley	37.6	2010
6.	D.J. Gay	37.2	2008
7.	Matt Mitchell	35.8	2018
8.	Jeremy Hemsley	35.6	2016
9.	Matt Shrigley	35.4	2014
10.	Jordan Schakel	34.6	2018

Free Throws

Rk	Name	FT	Year
1.	Zylan Cheatham	111	2016
2.	Jeremy Hemsley	107	2016
3.	Jalen McDaniels	89	2018
4.	Kawhi Leonard	85	2010
5.	Brandon Heath	77	2004
6.	Myron Epps	76	1999
7.	Steve Copp	76	1973
8.	Matt Mitchell	65	2018
8.	Matt Thomas	65	2005
8.	Michael Cage	65	1981

	Nathan Mensah	44	2019

Free Throw Attempts

Rk	Name	FTA	Year
1.	Zylan Cheatham	155	2016
2.	Myron Epps	147	1999
3.	Jeremy Hemsley	141	2016
4.	Kawhi Leonard	117	2010
5.	Jalen McDaniels	113	2018
5.	Steve Copp	113	1973
6.	Brandon Heath	110	2004
8.	Vincent Okotie	96	1999
9.	Matt Thomas	95	2005
10.	Kyle Spain	92	2006

Free-Throw Percentage

min. 2.5 FTA per game

Rk	Name	Pct.	Year
1.	Jalen McDaniels	78.8	2018
2.	Matt Mitchell	76.5	2018
3.	Jeremy Hemsley	75.9	2016
4.	Michael Cage	75.6	1981
5.	Bradley Jackson	74.0	2000
6.	Chad Nelson	73.2	1994
7.	Kawhi Leonard	72.6	2010
8.	Marcus Slaughter	72.4	2004
9.	Zylan Cheatham	71.6	2016
9.	Richie Williams	71.6	2006

Minutes Played

since 1978-79 season

Rk	Name	Min.	Year
1.	Kawhi Leonard	1,064	2010
2.	Michael Cage	1,031	1981
3.	Raymond King	1,016	1996
4.	Jeremy Hemsley	1,014	2016
5.	Billy White	946	2008
6.	Richie Williams	935	2006
7.	Brandon Heath	897	2004
8.	Matt Mitchell	874	2018
8.	Jason Hamilton	874	1993
10.	Bradley Jackson	830	2000

	Nathan Mensah	570	2019

Efficiency Points

since 1978-79 season

Rk	Name	Points	Year
1.	Kawhi Leonard	597	2010
2.	Michael Cage	537	1981
3.	Jalen McDaniels	519	2018
4.	Eddy Gordon	453	1980
5.	Billy White	429	2008
6.	Zylan Cheatham	390	2016
7.	Marcus Slaughter	360	2004
8.	Matt Mitchell	350	2018
9.	Jeremy Hemsley	339	2016
10.	Tim Shelton	329	2009

	Nathan Mensah	328	2019

Efficiency Average

since 1978-79 season

Rk	Name	EPG	Year
1.	Michael Cage	19.89	1981
2.	Kawhi Leonard	17.55	2010
3.	Eddy Gordon	16.78	1980
4.	Jalen McDaniels	15.73	2018
5.	Billy White	13.00	2008
6.	Marcus Slaughter	12.00	2004
7.	Evan Burns	11.69	2003
8.	Kyle Spain	11.43	2006
9.	Nathan Mensah	10.93	2019
10.	Matt Mitchell	10.61	2018
11.	Jason Hamilton	10.42	1993

Points-Rebs.-Assists (PRA)

since 1972-73 season

Rk	Name	PRA	Year
1.	Kawhi Leonard	834	2010
2.	Michael Cage	661	1981
3.	Eddy Gordon	630	1980
4.	Jalen McDaniels	622	2018
5.	Jeremy Hemsley	600	2016

SAN DIEGO STATE FRESHMAN RECORDS (CONT.)

6.	Tony Ross	551	1987
7.	Brandon Heath	546	2004
8.	Zylan Cheatham	541	2016
9.	Matt Mitchell	534	2018
10.	Presnell Gilbert	516	1977

	Nathan Mensah	362	2019

PRA Average

since 1972-73 season

Rk	Name	PRAPG	Year
1.	Kawhi Leonard	24.53	2010
2.	Michael Cage	24.48	1981
3.	Presnell Gilbert	23.45	1977
4.	Eddy Gordon	23.33	1980
5.	Tony Ross	19.68	1987
6.	Jalen McDaniels	18.85	2018
7.	Steve Copp	18.31	1973
8.	Brandon Heath	18.20	2004
9.	Eddie Morris	18.08	1980
10.	Myron Epps	17.96	1999

	Nathan Mensah	12.07	2019

SAN DIEGO STATE SCHEDULE/RESULTS

Record: 19-11 (Home: 14-3, Away: 4-6, Neutral: 1-2)
Mountain West: 11-6 (Home: 8-1, Away: 3-5)

Date	SDSU NR	Opponent	SDSU Result		W-L	Record	MW	San Diego State High Scorer	Rebounder	Assists	Attendance
Nov. 6	rv/--	ARKANSAS-PINE BLUFF	W	76-60	W1	1-0		Watson - 20	McDaniels - 9	McDaniels - 5	11,077
Nov. 14		TEXAS SOUTHERN	W	103-64	W2	2-0		Mitchell - 21	McDaniels - 9	Watson - 8	10,507
Nov. 19		vs. (1/1) Duke # (QF) (D)	L	90-64	L1	2-1		Watson - 15	McDaniels - 5	McDaniels/Watson - 3	2,400 (c)
Nov. 20		vs. Xavier # (C-SF) (D)	W	79-74	W1	3-1		McDaniels - 26	McDaniels - 8	Watson - 7	2,400 (c)
Nov. 21		vs. (rv/rv) Iowa State # (5P) (D)	L	87-57	L1	3-2		Mitchell - 14	McDaniels - 7	Schakel/Hemsley - 2	2,400 (c)
Nov. 27		JACKSON STATE	W	87-44	W1	4-2		Mitchell/Schakel - 15	N. Mensah - 11	McDaniels/Watson - 4	10,453
Dec. 1		at Illinois State $ (D)	W	75-65	W2	5-2		Watson - 23	McDaniels - 15	Watson - 7	6,245
Dec. 5		SAN DIEGO	L	73-61	L1	5-3		Watson - 22	McDaniels - 8	Mitchell/Watson - 3	11,082
Dec. 8		at California	L	89-83	L2	5-4		McDaniels - 20	McDaniels/Hemsley - 6	Watson - 7	5,268
Dec. 12		CAL STATE DOMINGUEZ HILLS	W	99-46	W1	6-4		Mitchell - 20	Schakel/Narain - 7	Watson - 8	10,283
Dec. 22		BRIGHAM YOUNG (D)	W	90-81	W2	7-4		Watson - 23	Schakel - 8	Watson - 8	11,321
Dec. 29		BROWN	L	82-61	L1	7-5		McDaniels - 19	N. Mensah - 7	Watson - 5	10,821
Jan. 1		CSUN (D)	W	65-60	W1	8-5		McDaniels - 20	McDaniels - 13	Watson - 6	9,971
Jan. 5		at Boise State*	L	88-64	L1	8-6	0-1	Watson - 24	McDaniels - 5	Watson - 3	5,425
Jan. 8		WYOMING*	W	84-54	W1	9-6	1-1	McDaniels - 22	McDaniels - 12	Watson - 8	10,130
Jan. 12		at Air Force* (D)	L	62-48	L1	9-7	1-2	McDaniels - 18	McDaniels - 11	Watson - 4	2,346
Jan. 15		NEW MEXICO*	W	97-77	W1	10-7	2-2	McDaniels - 24	McDaniels - 11	Hemsley/Mitchell - 9	10,277
Jan. 22		at Fresno State*	L	66-62	L1	10-8	2-3	McDaniels - 19	McDaniels - 10	Watson - 3	5,792
Jan. 26		UNLV* (D)	W	94-77	W1	11-8	3-3	McDaniels - 30	McDaniels - 13	McDaniels - 4	11,254
Jan. 30		AIR FORCE*	W	66-51	W2	12-8	4-3	Watson - 15	McDaniels - 11	Hemsley - 5	10,107
Feb. 2		at San José State*	W	67-56	W3	13-8	5-3	Watson - 27	McDaniels - 9	Watson - 6	2,430
Feb. 5		at New Mexico*	L	83-70	L1	13-9	5-4	McDaniels - 25	McDaniels - 9	Watson/Hemsley - 3	10,279
Feb. 9		UTAH STATE*	W	68-63	W1	14-9	6-4	Watson - 23	N. Mensah - 10	McDaniels/Watson - 3	10,631
Feb. 12		at Colorado State*	W	71-60	W2	15-9	7-4	Watson - 21	McDaniels - 12	Arop - 3	2,596
Feb. 16		BOISE STATE* (D)	W	71-65	W3	16-9	8-4	Watson - 19	N. Mensah - 8	Hemsley - 6	11,040
Feb. 20		(6/6) NEVADA*	W	65-57	W4	17-9	9-4	Hemsley/Watson - 15	Mitchell - 9	Watson - 8	12,414 (c)
Feb. 23		at UNLV*	W	60-59	W5	18-9	10-4	McDaniels - 16	Schakel - 6	Watson - 4	10,427
Feb. 26		at Utah State*	L	70-54	L1	18-10	10-5	Schakel - 15	N. Mensah - 8	Hemsley/Arop - 3	8,160
March 2		SAN JOSÉ STATE*	W	84-56	W1	19-10	11-5	Hemsley - 15	N. Mensah - 11	Hemsley - 6	11,258
March 6		FRESNO STATE*	L	76-74	L1	19-11	11-6	McDaniels/Watson - 16	McDaniels/N. Mensah/Mitchell - 7	Watson/Hemsley/Schakel - 3	12,414 (c)
March 9		at Nevada*									

Caps denotes home game. # - Maui Jim Maui Invitational (Lahaina Civic Center; Lahaina, Hawaii). $ - Mountain West-Missouri Valley Challenge. * – Mountain West Game. ` - Mountain West Men's Basketball Championship (Thomas & Mack Center; Las Vegas, Nevada). c - Capacity crowd. SDSU NR - San Diego State national ranking (*Associated Press* and *USA Today* coaches polls at game time). Time to the right of opponent name indicates time remaining on a game-winning shot. D - Indicates game played during the afternoon

Record/Attendance Summary

	G	W-L	Total	Average	High
Home	17	14-3	185,040	10,885	12,414 vs. No. 6/6 Nevada (Feb. 20), vs. Fresno State (March 6)
Mountain West	9	8-1	99,525	11,058	12,414 vs. No. 6/6 Nevada (Feb. 20), vs. Fresno State (March 6)
Away	10	4-6	58,968	5,897	10,427
Mountain West	8	3-5	47,455	5,932	10,427
Neutral	3	1-2	7,200	2,400	2,400
Total	30	19-11	251,208	8,374	12,414 vs. No. 6/6 Nevada (Feb. 20), vs. Fresno State (March 6)
Mountain West	17	11-6	146,980	8,646	12,414 vs. No. 6/6 Nevada (Feb. 20), vs. Fresno State (March 6)

Win/Loss Margin

	1	2	4	5	6	8	9	10	11	12	13	14	15	16	17	20	21	24	26	28	30	39	43	53	=<3	=<5	=<10
Win	1			3	1	1	1	1	2				1	1	1	1				1	1	1	1	1	1	3	7
Loss		1	1		1					1	1	1		1			1	1	1		1				1	1	2

SEASON STATS

Record: 19-11 (Home: 14-3, Away: 4-6, Neutral: 1-2)

						TOTAL			3-PTS						REBOUNDS											
No.	Player	GP	GS	Min	Avg	FG	FGA	Pct	3FG	FGA	Pct	FT	FTA	Pct	Off	Def	Tot	Avg	PF	FO	A	TO	Blk	Stl	Pts	Avg
05	MCDANIELS, Jalen	30	30	938	31.3	193	405	.477	21	69	.304	84	114	.737	62	183	245	8.2	82	3	66	74	13	33	491	16.4
00	WATSON, Devin	30	30	1011	33.7	151	374	.404	74	196	.378	96	129	.744	11	81	92	3.1	42	0	129	84	0	27	472	15.7
11	MITCHELL, Matt	30	29	781	26.0	103	246	.419	37	113	.327	69	88	.784	18	104	122	4.1	86	4	57	57	6	22	312	10.4
42	HEMSLEY, Jeremy	29	28	869	30.0	95	219	.434	29	82	.354	50	78	.641	16	70	86	3.0	49	0	73	63	15	33	269	9.3
20	SCHAKEL, Jordan	24	16	577	24.0	61	129	.473	44	97	.454	33	39	.846	18	77	95	4.0	73	4	28	14	4	22	199	8.3
31	MENSAH, Nathan	30	16	570	19.0	65	111	.586	0	0	.000	44	60	.733	70	100	170	5.7	84	4	18	18	38	8	174	5.8
03	AROP, Aguek	27	0	381	14.1	33	70	.471	3	13	.231	17	29	.586	31	41	72	2.7	43	1	25	25	14	15	86	3.2
24	NARAIN, Nolan	27	0	349	12.9	35	71	.493	4	14	.286	9	21	.429	30	34	64	2.4	57	0	18	22	8	7	83	3.1
02	SEIKO, Adam	28	0	364	13.0	16	39	.410	14	33	.424	21	28	.750	3	27	30	1.1	23	0	19	16	1	8	67	2.4
23	CHANG, Ed	12	0	51	4.3	6	16	.375	6	15	.400	3	4	.750	2	7	9	0.8	2	0	4	5	2	1	21	1.8
35	MENSAH, Joel	14	0	73	5.2	5	26	.192	0	0	.000	6	9	.667	4	10	14	1.0	10	0	0	0	2	1	16	1.1
04	SOHIKISH, Michael	11	1	36	3.3	3	8	.375	1	4	.250	2	2	1.000	0	2	2	0.2	4	0	5	1	0	2	9	0.8
	TEAM														49	41	90	3.0	1			6			0	
SAN DIEGO STATE		**30**				**766**	**1714**	**.447**	**233**	**636**	**.366**	**434**	**601**	**.722**	**314**	**777**	**1091**	**36.4**	**556**	**16**	**442**	**385**	**103**	**179**	**2199**	**73.3**
OPPONENTS		**30**				**703**	**1713**	**.410**	**239**	**724**	**.330**	**390**	**551**	**.708**	**300**	**709**	**1009**	**33.6**	**576**	**14**	**389**	**398**	**78**	**182**	**2035**	**67.8**

SCORE BY PERIODS:	**1st**	**2nd**	**OT**	**2OT**	**Total**
SAN DIEGO STATE	1045	1154			2199
OPPONENTS	950	1085			2035

Mountain West: 11-6 (Home: 8-1, Away: 3-5)

						TOTAL			3-PTS						REBOUNDS											
No.	Player	GP	GS	Min	Avg	FG	FGA	Pct	3FG	FGA	Pct	FT	FTA	Pct	Off	Def	Tot	Avg	PF	FO	A	TO	Blk	Stl	Pts	Avg
05	MCDANIELS, Jalen	17	17	553	32.5	121	251	.482	11	38	.289	46	59	.780	38	110	148	8.7	46	2	31	42	6	18	299	17.6
00	WATSON, Devin	17	17	566	33.3	88	225	.391	39	109	.358	58	77	.753	4	52	56	3.3	26	0	59	51	0	16	273	16.1
11	MITCHELL, Matt	17	16	454	26.7	49	130	.377	20	62	.323	29	33	.879	8	66	74	4.4	52	3	32	36	4	14	147	8.6
42	HEMSLEY, Jeremy	16	15	471	29.4	50	114	.439	14	46	.304	24	40	.600	7	41	48	3.0	25	0	45	35	11	18	138	8.6
31	MENSAH, Nathan	17	16	358	21.1	43	73	.589	0	0	.000	24	29	.828	45	59	104	6.1	58	4	12	9	23	5	110	6.5
20	SCHAKEL, Jordan	11	3	234	21.3	28	58	.483	19	44	.432	10	14	.714	5	31	36	3.3	30	1	10	4	2	12	85	7.7
03	AROP, Aguek	16	0	260	16.3	22	42	.524	2	7	.286	10	21	.476	19	22	41	2.6	26	0	19	15	10	12	56	3.5
24	NARAIN, Nolan	15	0	212	14.1	18	46	.391	2	11	.182	1	5	.200	15	16	31	2.1	36	0	11	10	3	4	39	2.6
02	SEIKO, Adam	16	0	220	13.8	7	20	.350	7	19	.368	6	10	.600	1	16	17	1.1	12	0	12	12	1	3	27	1.7
23	CHANG, Ed	6	0	23	3.8	3	8	.375	3	8	.375	3	4	.750	2	2	4	0.7	2	0	2	2	0	1	12	2.0
04	SOHIKISH, Michael	5	1	14	2.8	3	6	.500	1	3	.333	0	0	.000	0	1	1	0.2	0	0	2	0	0	0	7	1.4
35	MENSAH, Joel	7	0	34	4.9	2	9	.222	0	0	.000	2	2	1.000	1	6	7	1.0	8	0	0	0	2	1	6	0.9
	TEAM														30	24	54	3.2	0			3			0	
SAN DIEGO STATE		**17**				**434**	**982**	**.442**	**118**	**347**	**.340**	**213**	**294**	**.724**	**175**	**446**	**621**	**36.5**	**321**	**10**	**235**	**219**	**62**	**104**	**1199**	**70.5**
OPPONENTS		**17**				**388**	**953**	**.407**	**135**	**399**	**.338**	**209**	**302**	**.692**	**160**	**408**	**568**	**33.4**	**298**	**7**	**216**	**221**	**46**	**105**	**1120**	**65.9**

SCORE BY PERIODS:	**1st**	**2nd**	**OT**	**2OT**	**Total**
SAN DIEGO STATE	555	644			1199
OPPONENTS	502	618			1120

HOME/AWAY STATS

Home: 14-3

						TOTAL			3-PTS						REBOUNDS											
No.	Player	GP	GS	Min	Avg	FG	FGA	Pct	3FG	FGA	Pct	FT	FTA	Pct	Off	Def	Tot	Avg	PF	FO	A	TO	Blk	Stl	Pts	Avg
05	MCDANIELS, Jalen	17	17	525	30.9	103	224	.460	14	42	.333	53	70	.757	31	108	139	8.2	47	2	46	46	7	26	273	16.1
00	WATSON, Devin	17	17	564	33.2	82	201	.408	44	112	.393	59	78	.756	4	48	52	3.1	22	0	79	46	0	14	267	15.7
11	MITCHELL, Matt	17	16	469	27.6	70	156	.449	26	69	.377	41	54	.759	13	68	81	4.8	46	3	45	32	4	14	207	12.2
42	HEMSLEY, Jeremy	16	16	469	29.3	58	126	.460	17	43	.395	25	44	.568	9	42	51	3.2	26	0	52	30	8	19	158	9.9
31	MENSAH, Nathan	17	9	349	20.5	49	74	.662	0	0	.000	34	47	.723	46	63	109	6.4	50	4	13	12	28	5	132	7.8
20	SCHAKEL, Jordan	13	9	309	23.8	35	74	.473	25	54	.463	23	27	.852	13	49	62	4.8	34	1	20	9	3	16	118	9.1
03	AROP, Aguek	15	0	231	15.4	23	43	.535	3	7	.429	7	12	.583	23	26	49	3.3	25	1	14	18	9	7	56	3.7
24	NARAIN, Nolan	16	0	171	10.7	21	38	.553	2	6	.333	9	17	.529	19	14	33	2.1	29	0	13	14	4	4	53	3.3
02	SEIKO, Adam	15	0	184	12.3	10	24	.417	8	19	.421	14	16	.875	2	19	21	1.4	13	0	11	9	0	8	42	2.8
23	CHANG, Ed	8	0	38	4.8	6	14	.429	6	13	.462	1	2	.500	2	6	8	1.0	1	0	3	5	2	1	19	2.4
35	MENSAH, Joel	9	0	56	6.2	4	22	.182	0	0	.000	3	5	.600	4	7	11	1.2	9	0	0	0	0	1	11	1.2
04	SOHIKISH, Michael	10	1	35	3.5	3	8	.375	1	4	.250	2	2	1.000	0	2	2	0.2	4	0	5	1	0	1	9	0.9
	TEAM														27	27	54	3.2	1			5			0	
SAN DIEGO STATE		**17**				**464**	**1004**	**.462**	**146**	**369**	**.396**	**271**	**374**	**.725**	**193**	**479**	**672**	**39.5**	**307**	**11**	**301**	**227**	**65**	**116**	**1345**	**79.1**
OPPONENTS		**17**				**381**	**978**	**.390**	**130**	**403**	**.323**	**194**	**289**	**.671**	**149**	**389**	**538**	**31.6**	**350**	**9**	**219**	**248**	**49**	**109**	**1086**	**63.9**

SCORE BY PERIODS:	1st	2nd	OT	2OT	Total
SAN DIEGO STATE	645	700			1345
OPPONENTS	505	581			1086

Road/Neutral: 5-8 (Away: 4-6, Neutral: 1-2)

						TOTAL			3-PTS						REBOUNDS											
No.	Player	GP	GS	Min	Avg	FG	FGA	Pct	3FG	FGA	Pct	FT	FTA	Pct	Off	Def	Tot	Avg	PF	FO	A	TO	Blk	Stl	Pts	Avg
05	MCDANIELS, Jalen	13	13	413	31.8	90	181	.497	7	27	.259	31	44	.705	31	75	106	8.2	35	1	20	28	6	7	218	16.8
00	WATSON, Devin	13	13	447	34.4	69	173	.399	30	84	.357	37	51	.725	7	33	40	3.1	20	0	50	38	0	13	205	15.8
42	HEMSLEY, Jeremy	13	12	400	30.8	37	93	.398	12	39	.308	25	34	.735	7	28	35	2.7	23	0	21	33	7	14	111	8.5
11	MITCHELL, Matt	13	13	312	24.0	33	90	.367	11	44	.250	28	34	.824	5	36	41	3.2	40	1	12	25	2	8	105	8.1
20	SCHAKEL, Jordan	11	7	268	24.4	26	55	.473	19	43	.442	10	12	.833	5	28	33	3.0	39	3	8	5	1	6	81	7.4
31	MENSAH, Nathan	13	7	221	17.0	16	37	.432	0	0	.000	10	13	.769	24	37	61	4.7	34	0	5	6	10	3	42	3.2
24	NARAIN, Nolan	11	0	178	16.2	14	33	.424	2	8	.250	0	4	.000	11	20	31	2.8	28	0	5	8	4	3	30	2.7
03	AROP, Aguek	12	0	150	12.5	10	27	.370	0	6	.000	10	17	.588	8	15	23	1.9	18	0	11	7	5	8	30	2.5
02	SEIKO, Adam	13	0	180	13.8	6	15	.400	6	14	.429	7	12	.583	1	8	9	0.7	10	0	8	7	1	0	25	1.9
35	MENSAH, Joel	5	0	17	3.4	1	4	.250	0	0	.000	3	4	.750	0	3	3	0.6	1	0	0	0	2	0	5	1.0
23	CHANG, Ed	4	0	13	3.3	0	2	.000	0	2	.000	2	2	1.000	0	1	1	0.3	1	0	1	0	0	0	2	0.5
04	SOHIKISH, Michael	1	0	1	1.0	0	0	.000	0	0	.000	0	0	.000	0	0	0	0.0	0	0	0	0	0	1	0	0.0
	TEAM														22	14	36	2.8	0			1			0	
SAN DIEGO STATE		**13**				**302**	**710**	**.425**	**87**	**267**	**.326**	**163**	**227**	**.718**	**121**	**298**	**419**	**32.2**	**249**	**5**	**141**	**158**	**38**	**63**	**854**	**65.7**
OPPONENTS		**13**				**322**	**735**	**.438**	**109**	**321**	**.340**	**196**	**262**	**.748**	**151**	**320**	**471**	**36.2**	**226**	**5**	**170**	**150**	**29**	**73**	**949**	**73.0**

SCORE BY PERIODS:	1st	2nd	OT	2OT	Total
SAN DIEGO STATE	400	454			854
OPPONENTS	445	504			949

WIN/LOSS STATS

Wins: 19

						TOTAL			3-PTS						REBOUNDS											
No.	Player	GP	GS	Min	Avg	FG	FGA	Pct	3FG	FGA	Pct	FT	FTA	Pct	Off	Def	Tot	Avg	PF	FO	A	TO	Blk	Stl	Pts	Avg
00	WATSON, Devin	19	19	643	33.8	102	238	.429	59	138	.428	67	86	.779	7	55	62	3.3	22	0	93	52	0	18	330	17.4
05	MCDANIELS, Jalen	19	19	601	31.6	128	267	.479	18	51	.353	46	66	.697	41	126	167	8.8	50	1	46	49	8	26	320	16.8
11	MITCHELL, Matt	19	19	504	26.5	74	169	.438	28	81	.346	45	58	.776	14	70	84	4.4	49	1	46	35	5	17	221	11.6
42	HEMSLEY, Jeremy	18	18	529	29.4	65	140	.464	21	54	.389	30	52	.577	11	40	51	2.8	26	0	58	34	11	24	181	10.1
20	SCHAKEL, Jordan	13	9	331	25.5	40	77	.519	29	58	.500	18	21	.857	11	56	67	5.2	39	2	15	7	2	14	127	9.8
31	MENSAH, Nathan	19	11	398	20.9	44	71	.620	0	0	.000	28	39	.718	49	74	123	6.5	56	3	14	14	27	5	116	6.1
03	AROP, Aguek	16	0	250	15.6	26	45	.578	2	8	.250	8	17	.471	23	29	52	3.3	26	1	16	21	10	11	62	3.9
24	NARAIN, Nolan	17	0	210	12.4	25	48	.521	2	7	.286	8	13	.615	24	24	48	2.8	36	0	15	16	4	5	60	3.5
02	SEIKO, Adam	18	0	225	12.5	11	29	.379	9	24	.375	14	16	.875	3	19	22	1.2	17	0	16	13	0	7	45	2.5
23	CHANG, Ed	7	0	32	4.6	6	14	.429	6	13	.462	1	2	.500	2	5	7	1.0	1	0	3	3	2	1	19	2.7
35	MENSAH, Joel	9	0	51	5.7	4	18	.222	0	0	.000	3	5	.600	4	8	12	1.3	8	0	0	0	1	1	11	1.2
04	SOHIKISH, Michael	8	0	26	3.3	3	8	.375	1	4	.250	2	2	1.000	0	1	1	0.1	4	0	5	1	0	1	9	1.1
	TEAM														33	24	57	3.0	1			5			0	
SAN DIEGO STATE		**19**				**528**	**1124**	**.470**	**175**	**438**	**.400**	**270**	**377**	**.716**	**222**	**531**	**753**	**39.6**	**335**	**8**	**327**	**250**	**70**	**130**	**1501**	**79.0**
OPPONENTS		**19**				**408**	**1090**	**.374**	**132**	**440**	**.300**	**221**	**319**	**.693**	**184**	**425**	**609**	**32.1**	**367**	**9**	**229**	**275**	**47**	**121**	**1169**	**61.5**

SCORE BY PERIODS:	1st	2nd	OT	2OT	Total
SAN DIEGO STATE	717	784			1501
OPPONENTS	532	637			1169

Losses: 11

						TOTAL			3-PTS						REBOUNDS											
No.	Player	GP	GS	Min	Avg	FG	FGA	Pct	3FG	FGA	Pct	FT	FTA	Pct	Off	Def	Tot	Avg	PF	FO	A	TO	Blk	Stl	Pts	Avg
05	MCDANIELS, Jalen	11	11	337	30.6	65	138	.471	3	18	.167	38	48	.792	21	57	78	7.1	32	2	20	25	5	7	171	15.5
00	WATSON, Devin	11	11	368	33.5	49	136	.360	15	58	.259	29	43	.674	4	26	30	2.7	20	0	36	32	0	9	142	12.9
11	MITCHELL, Matt	11	10	277	25.2	29	77	.377	9	32	.281	24	30	.800	4	34	38	3.5	37	3	11	22	1	5	91	8.3
42	HEMSLEY, Jeremy	11	10	340	30.9	30	79	.380	8	28	.286	20	26	.769	5	30	35	3.2	23	0	15	29	4	9	88	8.0
20	SCHAKEL, Jordan	11	7	246	22.4	21	52	.404	15	39	.385	15	18	.833	7	21	28	2.5	34	2	13	7	2	8	72	6.5
31	MENSAH, Nathan	11	5	172	15.6	21	40	.525	0	0	.000	16	21	.762	21	26	47	4.3	28	1	4	4	11	3	58	5.3
03	AROP, Aguek	11	0	131	11.9	7	25	.280	1	5	.200	9	12	.750	8	12	20	1.8	17	0	9	4	4	4	24	2.2
24	NARAIN, Nolan	10	0	139	13.9	10	23	.435	2	7	.286	1	8	.125	6	10	16	1.6	21	0	3	6	4	2	23	2.3
02	SEIKO, Adam	10	0	139	13.9	5	10	.500	5	9	.556	7	12	.583	0	8	8	0.8	6	0	3	3	1	1	22	2.2
35	MENSAH, Joel	5	0	22	4.4	1	8	.125	0	0	.000	3	4	.750	0	2	2	0.4	2	0	0	0	1	0	5	1.0
23	CHANG, Ed	5	0	19	3.8	0	2	.000	0	2	.000	2	2	1.000	0	2	2	0.4	1	0	1	2	0	0	2	0.4
04	SOHIKISH, Michael	3	1	10	3.3	0	0	.000	0	0	.000	0	0	.000	0	1	1	0.3	0	0	0	0	0	1	0	0.0
	TEAM														16	17	33	3.0	0			1			0	
SAN DIEGO STATE		**11**				**238**	**590**	**.403**	**58**	**198**	**.293**	**164**	**224**	**.732**	**92**	**246**	**338**	**30.7**	**221**	**8**	**115**	**135**	**33**	**49**	**698**	**63.5**
OPPONENTS		**11**				**295**	**623**	**.474**	**107**	**284**	**.377**	**169**	**232**	**.728**	**116**	**284**	**400**	**36.4**	**209**	**5**	**160**	**123**	**31**	**61**	**866**	**78.7**

SCORE BY PERIODS:	1st	2nd	OT	2OT	Total
SAN DIEGO STATE	328	370			698
OPPONENTS	418	448			866

VS. NATIONALLY RANKED OPPONENTS

Record: 1-1 (Home: 1-0, Away: 0-0, Neutral: 0-1)

						TOTAL			3-PTS						REBOUNDS											
No.	Player	GP	GS	Min	Avg	FG	FGA	Pct	3FG	FGA	Pct	FT	FTA	Pct	Off	Def	Tot	Avg	PF	FO	A	TO	Blk	Stl	Pts	Avg
00	WATSON, Devin	2	2	73	36.5	10	22	.455	4	12	.333	6	8	.750	1	8	9	4.5	3	0	11	6	0	3	30	15.0
42	HEMSLEY, Jeremy	2	2	54	27.0	10	23	.435	2	8	.250	5	6	.833	0	10	10	5.0	5	0	1	4	1	1	27	13.5
05	MCDANIELS, Jalen	2	2	67	33.5	7	24	.292	0	2	.000	7	10	.700	1	10	11	5.5	8	1	4	6	3	0	21	10.5
11	MITCHELL, Matt	2	2	62	31.0	6	18	.333	1	8	.125	6	8	.750	2	10	12	6.0	6	0	0	6	0	2	19	9.5
20	SCHAKEL, Jordan	2	1	39	19.5	3	8	.375	3	6	.500	2	2	1.000	3	4	7	3.5	7	0	1	1	0	2	11	5.5
03	AROP, Aguek	2	0	34	17.0	4	8	.500	0	1	.000	0	2	.000	1	5	6	3.0	2	0	0	1	2	3	8	4.0
02	SEIKO, Adam	2	0	15	7.5	2	3	.667	2	3	.667	2	4	.500	1	0	1	0.5	2	0	0	1	0	1	8	4.0
31	MENSAH, Nathan	2	1	20	10.0	2	6	.333	0	0	.000	0	0	.000	4	4	8	4.0	7	1	3	1	1	0	4	2.0
24	NARAIN, Nolan	2	0	28	14.0	0	2	.000	0	0	.000	1	4	.250	1	2	3	1.5	4	0	0	1	0	1	1	0.5
23	CHANG, Ed	1	0	4	4.0	0	0	.000	0	0	.000	0	0	.000	0	0	0	0.0	0	0	0	0	0	0	0	0.0
35	MENSAH, Joel	1	0	4	4.0	0	2	.000	0	0	.000	0	0	.000	0	0	0	0.0	0	0	0	0	0	0	0	0.0
04	SOHIKISH, Michael	1	0	1	1.0	0	0	.000	0	0	.000	0	0	.000	0	0	0	0.0	0	0	0	0	0	1	0	0.0
	TEAM														6	3	9	4.5	0			0			0	
SAN DIEGO STATE		**2**				**44**	**116**	**.379**	**12**	**40**	**.300**	**29**	**44**	**.659**	**20**	**56**	**76**	**38.0**	**44**	**2**	**20**	**27**	**7**	**14**	**129**	**64.5**
OPPONENTS		**2**				**48**	**113**	**.425**	**17**	**50**	**.340**	**34**	**54**	**.630**	**20**	**60**	**80**	**40.0**	**46**	**2**	**23**	**29**	**11**	**12**	**147**	**73.5**

SCORE BY PERIODS:	1st	2nd	OT	2OT	Total
SAN DIEGO STATE	62	67			129
OPPONENTS	70	77			147

MAUI JIM MAUI INVITATIONAL

Record: 1-2

						TOTAL			3-PTS						REBOUNDS											
No.	Player	GP	GS	Min	Avg	FG	FGA	Pct	3FG	FGA	Pct	FT	FTA	Pct	Off	Def	Tot	Avg	PF	FO	A	TO	Blk	Stl	Pts	Avg
05	MCDANIELS, Jalen	3	3	93	31.0	17	37	.459	3	8	.375	10	16	.625	5	15	20	6.7	9	0	5	7	5	0	47	15.7
00	WATSON, Devin	3	3	104	34.7	13	33	.394	9	23	.391	9	10	.900	3	6	9	3.0	4	0	11	8	0	3	44	14.7
11	MITCHELL, Matt	3	3	70	23.3	9	21	.429	3	11	.273	13	14	.929	2	8	10	3.3	9	0	1	4	1	2	34	11.3
42	HEMSLEY, Jeremy	3	3	94	31.3	8	23	.348	0	5	.000	10	10	1.000	0	6	6	2.0	5	0	6	6	0	2	26	8.7
20	SCHAKEL, Jordan	3	3	79	26.3	9	18	.500	6	14	.429	2	2	1.000	2	8	10	3.3	13	1	4	3	0	0	26	8.7
02	SEIKO, Adam	3	0	37	12.3	3	5	.600	3	5	.600	4	6	.667	1	0	1	0.3	2	0	2	1	0	0	13	4.3
24	NARAIN, Nolan	3	0	53	17.7	2	5	.400	0	1	.000	0	2	.000	2	8	10	3.3	8	0	2	5	2	2	4	1.3
31	MENSAH, Nathan	3	0	39	13.0	1	5	.200	0	0	.000	1	2	.500	7	5	12	4.0	6	0	2	2	2	0	3	1.0
03	AROP, Aguek	2	0	16	8.0	1	4	.250	0	1	.000	0	0	.000	0	5	5	2.5	2	0	1	0	1	1	2	1.0
35	MENSAH, Joel	2	0	7	3.5	0	3	.000	0	0	.000	1	2	.500	0	0	0	0.0	0	0	0	0	0	0	1	0.5
23	CHANG, Ed	2	0	7	3.5	0	1	.000	0	1	.000	0	0	.000	0	0	0	0.0	0	0	0	0	0	0	0	0.0
04	SOHIKISH, Michael	1	0	1	1.0	0	0	.000	0	0	.000	0	0	.000	0	0	0	0.0	0	0	0	0	0	1	0	0.0
	TEAM														5	2	7	2.3	0			1			0	
SAN DIEGO STATE		**3**				**63**	**155**	**.406**	**24**	**69**	**.348**	**50**	**64**	**.781**	**27**	**63**	**90**	**30.0**	**58**	**1**	**34**	**37**	**11**	**11**	**200**	**66.7**
OPPONENTS		**3**				**85**	**176**	**.483**	**32**	**82**	**.390**	**49**	**69**	**.710**	**40**	**73**	**113**	**37.7**	**60**	**-**	**41**	**32**	**7**	**21**	**251**	**83.7**

SCORE BY PERIODS:	1st	2nd	OT	2OT	Total
SAN DIEGO STATE	101	99			200
OPPONENTS	135	116			251

TEAM GAME-BY-GAME

Opponent	Site/Date	FG-FGA	Pct	3P-3PA	Pct	FT-FTA	Pct	Off-Def	Tot	PF	AT	TO	BS	ST	1st-2nd	Pts
at SDSU	H	24-56	.429	12-27	.444	16-22	.727	10-25	35	14	18	12	2	9	36-40	76
Arkansas-Pine Bluff	11/6	20-56	.357	8-28	.286	12-14	.857	10-27	37	22	9	18	2	9	29-31	60
at SDSU	H	34-65	.523	8-18	.444	27-36	.750	15-33	48	20	18	13	4	7	49-54	103
Texas Southern	11/14	24-72	.333	5-26	.192	11-18	.611	16-20	36	27	14	14	0	7	28-36	64
SDSU	N	19-53	.358	6-21	.286	20-27	.741	8-22	30	23	8	13	3	7	32-32	64
vs. (1/1) Duke # (QF)	11/19	29-57	.509	10-25	.400	22-34	.647	14-29	43	25	12	15	4	7	49-41	90
SDSU	N	26-51	.510	11-27	.407	16-20	.800	11-22	33	18	17	13	6	2	37-42	79
vs. Xavier # (C-SF)	11/20	28-60	.467	8-25	.320	10-15	.667	13-16	29	20	12	11	1	7	40-34	74
SDSU	N	18-51	.353	7-21	.333	14-17	.824	8-19	27	17	9	11	2	2	32-25	57
vs. (rv/rv) Iowa State # (5P)	11/21	28-59	.475	14-32	.438	17-20	.850	13-28	41	15	17	6	2	7	46-41	87
at SDSU	H	29-57	.509	10-24	.417	19-25	.760	10-34	44	16	20	21	5	13	49-38	87
Jackson State	11/27	15-58	.259	4-20	.200	10-14	.714	10-19	29	23	9	23	5	9	21-23	44
SDSU	A	27-60	.450	6-20	.300	15-26	.577	17-30	47	24	13	14	2	6	37-38	75
at Illinois State $	12/1	18-58	.310	5-24	.208	24-31	.774	14-22	36	22	8	11	1	5	32-33	65
at SDSU	H	18-44	.409	4-15	.267	21-30	.700	6-24	30	25	10	12	2	2	33-28	61
San Diego	12/5	24-53	.453	7-24	.292	18-30	.600	10-22	32	23	14	9	5	4	26-47	73
SDSU	A	29-53	.547	12-21	.571	13-15	.867	9-17	26	17	18	11	0	2	42-41	83
at California	12/8	29-55	.527	13-28	.464	18-20	.900	10-17	27	16	18	8	1	1	41-48	89
at SDSU	H	36-73	.493	14-27	.519	13-22	.591	18-35	53	17	28	10	2	3	48-51	99
Cal State Dominguez Hills	12/12	15-55	.309	3-24	.125	9-14	.643	4-23	27	22	10	18	5	6	16-30	46
at SDSU	H	28-53	.528	12-26	.462	22-32	.688	7-21	28	14	20	11	2	8	52-38	90
Brigham Young	12/22	31-58	.534	8-21	.381	11-13	.846	7-22	29	24	16	18	1	3	38-43	81
at SDSU	H	19-54	.352	5-17	.294	18-26	.692	9-23	32	16	12	14	7	6	22-39	61
Brown	12/29	31-58	.534	15-28	.536	5-9	.556	6-30	36	24	21	13	2	5	50-32	82
at SDSU	H	25-62	.403	8-25	.320	7-9	.778	11-26	37	14	16	11	4	8	21-44	65
CSUN	1/1	21-61	.344	4-20	.200	14-17	.824	13-26	39	15	13	13	3	7	32-28	60
SDSU	A	22-54	.407	3-21	.143	17-22	.773	7-18	25	25	10	9	1	5	25-39	64
at Boise State	1/5	29-51	.569	8-22	.364	22-28	.786	8-25	33	17	13	12	2	4	46-42	88
at SDSU	H	29-57	.509	12-24	.500	14-17	.824	7-33	40	26	20	15	2	6	48-36	84
Wyoming	1/8	16-46	.348	6-20	.300	16-29	.552	5-19	24	16	6	16	4	4	25-29	54
SDSU	A	19-50	.380	2-17	.118	8-13	.615	7-26	33	15	7	13	0	6	14-34	48
at Air Force	1/12	23-59	.390	9-28	.321	7-10	.700	11-28	39	17	12	10	2	8	28-34	62
at SDSU	H	38-69	.551	10-23	.435	11-12	.917	14-24	38	19	30	13	2	6	44-53	97
New Mexico	1/15	24-56	.429	13-32	.406	16-19	.842	8-17	25	18	17	17	2	7	39-38	77
SDSU	A	24-53	.453	5-22	.227	9-15	.600	4-24	28	23	8	11	2	6	38-24	62
at Fresno State	1/22	21-54	.389	10-27	.370	14-22	.636	14-27	41	20	11	17	0	4	26-40	66
at SDSU	H	32-57	.561	6-11	.545	24-30	.800	12-26	38	20	15	14	4	12	46-48	94
UNLV	1/26	29-65	.446	13-30	.433	6-14	.429	13-16	29	22	15	14	2	6	35-42	77
at SDSU	H	24-55	.436	9-25	.360	9-10	.900	9-29	38	11	18	16	6	6	36-30	66
Air Force	1/30	21-56	.375	4-17	.235	5-5	1.00	4-23	27	13	15	11	2	9	19-32	51
SDSU	A	24-58	.414	10-29	.345	9-12	.750	9-22	31	16	14	8	2	5	25-42	67
at San José State	2/2	19-54	.352	7-21	.333	11-13	.846	12-26	38	16	14	13	1	3	21-35	56
SDSU	A	27-65	.415	2-10	.200	14-16	.875	15-19	34	24	9	16	6	6	37-33	70
at New Mexico	2/5	28-52	.538	7-20	.350	20-25	.800	8-24	32	18	13	15	5	9	36-47	83
at SDSU	H	22-59	.373	7-21	.333	17-21	.810	14-24	38	17	15	8	4	5	33-35	68
Utah State	2/9	20-51	.392	10-24	.417	13-17	.765	9-26	35	22	12	12	3	3	29-34	63
SDSU	A	27-52	.519	9-22	.409	8-13	.615	10-25	35	12	11	16	5	8	29-42	71
at Colorado State	2/12	25-58	.431	7-26	.269	3-6	.500	9-18	27	10	14	14	2	9	26-34	60
at SDSU	H	25-55	.455	4-16	.250	17-24	.708	17-26	43	18	12	16	7	7	25-46	71
Boise State	2/16	24-56	.429	8-19	.421	9-17	.529	9-16	25	20	14	11	3	10	29-36	65
at SDSU	H	25-63	.397	6-19	.316	9-17	.529	12-34	46	21	12	14	4	7	30-35	65
(6/6) Nevada	2/20	19-56	.339	7-25	.280	12-20	.600	6-31	37	21	11	14	7	5	21-36	57

TEAM GAME-BY-GAME

Opponent	Site/Date	FG-FGA	Pct	3P-3PA	Pct	FT-FTA	Pct	Off-Def	Tot	PF	AT	TO	BS	ST	1st-2nd	Pts
SDSU	A	21-56	.375	7-21	.333	11-16	.688	9-31	40	20	7	13	1	5	31-29	60
at UNLV	2/23	18-55	.327	7-22	.318	16-23	.696	11-30	41	17	8	12	3	6	23-36	59
SDSU	A	19-54	.352	7-15	.467	9-15	.600	7-23	30	15	10	10	8	3	21-33	54
at Utah State	2/26	27-63	.429	4-21	.190	12-15	.800	14-30	44	13	18	6	5	3	31-39	70
at SDSU	H	32-66	.485	14-33	.424	6-13	.462	10-31	41	18	23	12	6	7	41-43	84
San José State	3/2	19-59	.322	5-16	.313	13-20	.650	11-28	39	17	12	15	0	6	29-27	56
at SDSU	H	24-59	.407	5-18	.278	21-28	.750	12-31	43	21	14	15	2	4	32-42	74
Fresno State	3/6	26-62	.419	10-29	.345	14-19	.737	8-24	32	21	11	12	3	9	39-37	76
SDSU	A															
at (17/18) Nevada	3/9															

INDIVIDUAL GAME-BY-GAME (POINTS/REBS./ASTS.)

Opponent	0 Devin Watson	2 Adam Seiko	3 Aguek Arop	4 Michael Sohikish	5 Jalen McDaniels	11 Matt Mitchell	13 Caleb Giordano	20 Jordan Schakel	23 Ed Chang	24 Nolan Narain	31 Nathan Mensah	35 Joel Mensah	42 Jeremy Hemsley
ARKANSAS-PINE BLUFF	20/4/3	2/0/0	0/2/0	0/0/0	15/9/5	10/5/4	DND	7/5/2	CD	4/3/1	2/3/0	2/0/0	14/1/3
TEXAS SOUTHERN	14/2/8	0/1/1	2/4/0	0/0/0	14/9/1	21/5/3	DND	16/7/0	3/1/0	8/5/1	11/5/2	4/2/0	10/2/2
vs. (1/1) Duke # (QF)	15/4/3	8/0/0	2/4/0	0/0/0	11/5/3	11/3/0	DNT	5/4/1	0/0/0	0/2/0	0/2/1	0/0/0	12/4/0
vs. Xavier # (C-SF)	21/3/7	0/1/2	CD	CD	26/8/1	9/1/1	DNT	13/5/1	CD	4/5/1	2/5/0	CD	4/1/4
vs. (rv/rv) Iowa State # (5P)	8/2/1	5/0/0	0/1/1	CD	10/7/1	14/6/0	DNT	8/1/2	0/0/0	0/3/1	1/5/1	1/0/0	10/1/2
JACKSON STATE	10/3/4	3/3/1	0/4/2	0/0/1	14/3/4	15/6/3	DND	15/2/1	3/0/1	11/4/0	5/11/0	2/3/0	9/3/3
at Illinois State $	23/3/7	0/0/0	7/4/0	CD	12/15/2	9/2/1	DNT	3/7/0	CD	DNT-Flu	4/10/0	CD	17/5/3
SAN DIEGO	22/2/3	0/0/0	0/2/1	CD	12/8/2	13/4/3	DND	2/4/1	CD	0/0/0	6/3/0	CD	6/3/0
at California	13/2/7	2/1/0	0/0/0	CD	20/6/5	7/4/3	DNT	14/2/1	CD	2/2/0	6/1/1	CD	19/6/1
CAL STATE DOMINGUEZ HILLS	12/2/8	13/5/2	8/3/0	2/1/2	13/6/4	20/4/2	DND	7/7/2	3/3/1	9/7/2	8/6/0	1/2/0	3/3/5
BRIGHAM YOUNG	23/4/8	2/1/0	DND	CD	6/2/3	22/2/2	DND	12/8/2	CD	5/2/1	6/2/0	CD	14/5/4
BROWN	4/2/5	CD	11/5/0	0/0/0	19/6/2	8/1/1	DND	9/3/2	0/1/0	1/0/0	9/7/1	0/0/0	0/2/1
CSUN	14/3/6	5/1/1	0/2/2	CD	20/13/2	6/5/2	DND	3/4/3	CD	0/0/0	4/6/0	CD	13/2/0
at Boise State*	24/3/3	0/0/1	0/1/1	CD	14/5/1	6/2/1	DNT	8/2/2	0/1/1	0/1/0	4/3/0	4/1/0	4/3/0
WYOMING*	12/2/8	5/0/0	2/3/2	2/0/1	22/12/1	20/6/3	DND	14/7/2	3/3/1	INJ	4/6/2	0/0/0	DND-Flu
at Air Force*	9/4/4	3/2/0	3/1/0	CD	18/11/0	5/2/1	DNT	4/3/0	CD	INJ	4/5/0	DNT-Flu	2/3/2
NEW MEXICO*	21/5/2	0/1/2	10/4/2	0/0/0	24/11/4	5/5/9	DND	10/0/1	3/0/0	4/0/1	16/7/0	CD	4/2/9
at Fresno State*	13/3/3	3/3/1	0/0/1	CD	19/10/2	4/4/0	DNT	0/0/0	CD	5/2/1	4/0/0	CD	14/3/0
UNLV*	15/2/2	6/2/1	5/2/1	CD	30/13/4	11/5/3	DND	INJ	CD	6/4/1	8/6/0	CD	13/2/3
AIR FORCE*	15/1/4	3/4/2	8/4/0	0/0/0	11/11/4	11/3/1	DND	INJ	0/0/0	0/1/2	4/5/0	0/1/0	14/6/5
at San José State*	27/4/6	0/0/1	2/1/0	CD	22/9/1	5/3/3	DNT	INJ	CD	0/4/0	0/7/1	CD	11/1/2
at New Mexico*	13/2/3	0/1/1	5/1/0	CD	25/9/1	5/2/1	DNT	2/0/0	2/0/0	6/3/0	6/6/0	0/1/0	6/4/3
UTAH STATE*	23/4/3	3/1/1	0/5/2	CD	16/7/3	10/4/2	DND	INJ	CD	0/1/1	10/10/2	0/1/0	6/2/1
at Colorado State*	21/2/1	3/1/2	4/4/3	CD	18/12/1	3/4/1	DNT	INJ	CD	6/4/1	4/5/1	0/1/0	12/1/1
BOISE STATE*	19/6/2	0/0/0	4/4/0	CD	18/7/1	13/7/3	DND	INJ	CD	0/1/0	10/8/0	CD	7/5/6
(6/6) NEVADA*	15/5/8	0/1/0	6/2/0	CD	10/6/1	8/9/0	DND	6/3/0	CD	1/1/0	4/6/2	CD	15/6/1
at UNLV*	13/4/4	0/0/0	4/4/2	CD	16/5/1	15/5/0	DNT	9/6/0	CD	2/5/0	1/4/0	CD	0/2/0
at Utah State*	5/4/1	1/0/0	3/2/3	CD	7/4/1	12/3/0	DNT	15/3/1	CD	5/0/1	6/8/0	CD	0/1/3
SAN JOSÉ STATE*	12/3/2	DND-Flu	DND-Flu	5/0/1	13/9/3	8/3/3	DND	12/6/1	4/0/0	0/1/3	13/11/4	2/2/0	15/2/6
FRESNO STATE*	16/2/3	0/1/0	0/3/2	0/1/0	16/7/2	6/7/1	DND	5/6/3	CD	4/3/0	12/7/0	CD	15/5/3
at (17/18) Nevada*													

Red indicates players started. CD – Did Not Play-Coach's Decision. DND - Did Not Dress. DNT - Did Not Travel. INJ – Did Not Play-Injured. SUSP - Suspension. Caps denotes home game. # - Maui Jim Maui Invitational (Lahaina Convention Center; Lahaina, Hawaii). $ - Mountain West-Missouri Valley Challenge. * – Mountain West Game. ` - Mountain West Men's Basketball Championship (Thomas & Mack Center; Las Vegas, Nevada).

STARTING LINEUPS

F	F	G/F	G	G	W-L
McDaniels	Mitchell	Hemsley	Schakel	Watson	8-6
McDaniels	Mitchell	Mensah, N.	Schakel	Watson	1-1
McDaniels	Mitchell	Mensah, N.	Hemsley	Watson	10-3
McDaniels	Mensah, N.	Sohikish	Hemsley	Watson	0-1

Record As SDSU Starter	Season	Career*
Jeremy Hemsley	18-10	57-34
Jalen McDaniels	19-11	32-19
Nathan Mensah	11-5	11-5
Matt Mitchell	19-10	41-20
Nolan Narain		1-0
Jordan Schakel	9-7	9-7
Michael Sohikish	0-1	0-1
Devin Watson	19-11	41-22

** Aztec career*

INDIVIDUAL SUPERLATIVES

Category	San Diego State	Opponent
Points Scored	30 - Jalen McDaniels vs. UNLV (1-26-19)	30 - Derrick Alston, Boise State (1-5-19)
Field Goals	11 - Jalen McDaniels at New Mexico (2-5-19)	12 - Martaveous McKnight, Arkansas-Pine Bluff (11-6-18)
Field Goals Attempted	20 - Jalen McDaniels vs. Boise State (2-16-19)	26 - Martaveous McKnight, Arkansas-Pine Bluff (11-6-18)
Highest FG Percentage (min. 5 made)	1.000 (7-7) - Nathan Mensah vs. New Mexico (1-15-19)	.857 (6-7) - Tre Jones, (1/1) Duke (11-19-20)
Highest FG Percentage (min. 10 made)	.579 (11-19) - Jalen McDaniels at New Mexico (2-5-19)	.667 (10-15) - Nico Carvacho, Utah State (2-12-19)
3-Point Field Goals Made	6 - Devin Watson vs. Arkansas-Pine Bluff (11-6-18)	7 - Desmond Cambridge, Brown (12-29-18)
3-Point Field Goals Attempted	11 - Devin Watson vs. Xavier (11-20-18), at San José State (2-2-19)	12 - Sam Merrill, Utah State (2-9-19)
3-Point Field Goal Percentage (min. 4 made)	1.000 (4-4) - Matt Mitchell vs. Wyoming (1-8-19)	.833 (5-6) - Noah Robotham, UNLV (2-23-19)
3-Point Field Goal Percentage (min. 5 made)	.833 (5-6) - Jeremy Hemsley at California (12-8-18)	.833 (5-6) - Noah Robotham, UNLV (2-23-19)
Free Throws	12 - Devin Watson vs. Brigham Young (12-22-18)	12 - Phil Fayne, Illinois State (12-1-18)
Free Throws Attempted	16 - Devin Watson vs. Brigham Young (12-22-18)	15 - Phil Fayne, Illinois State (12-1-18)
Free Throw Percentage (min. 7 made)	1.000 (7-7) - Matt Mitchell vs. Texas Southern (11-14-18), at UNLV (2-23-19)	1.000 (9-9) - Michael Jacobson, Iowa State (11-21-18)
Free Throw Percentage (min. 10 made)	.833 (10-12) - Jalen McDaniels vs. UNLV (1-26-19)	.833 (10-12) - Derrick Alston, Boise State (1-5-19)
Offensive Rebounds	6 - Nathan Mensah vs. San José State (3-2-19)	7 - Nate Grimes, Fresno State (1-22-19); Quinn Taylor, Utah State (2-26-19)
Defensive Rebounds	11 - Jalen McDaniels vs. CSUN (1-1-19), vs. UNLV (1-26-19)	11 - Mbacke Diong, UNLV (2-23-19)
Total Rebounds	15 - Jalen McDaniels at Illinois State (12-1-18)	15 - R. Swan, Air Force (1-12-19); N. Grimes, Fresno State (1-22-19); M. Diong, UNLV (2-23-19)
Assists	9 - Matt Mitchell, Jeremy Hemsley vs. New Mexico (1-15-19)	9 - Paris Austin, California (12-8-18)
Blocked Shots	3 - McDaniels vs. Xavier (11-20-18); N. Mensah vs. Utah State (2-9-19), vs. San José State (3-2-19)	3 - Neemias Queta, Utah State (2-9-19)
Steals	5 - Jalen McDaniels vs. UNLV (1-26-19)	5 - Zion Williamson, (1/1) Duke (11-19-18)
Minutes Played	40 - Devin Watson vs. San Diego (12-5-18)	40 - Wright, San Diego (12-5-18); Cody Martin, (6/6) Nevada (2-20-19); Sam Merrill, Utah State (2-26-19)

TEAM SUPERLATIVES

SDSU High	SDSU Low	Category	Opponent High	Opponent Low
103 vs. Texas Southern (11-14-18)	48 at Air Force (1-12-19)	**Points Scored**	90, (1/1) Duke (11-19-18)	44, Jackson State (11-27-18)
38 vs. New Mexico (1-15-19)	18 vs. Iowa State (11-21-18); vs. San Diego (12-5-18)	**Field Goals**	31, Brigham Young (12-22-18); Brown (12-29-18)	15, Jackson State (11-27-18)
73 vs. Cal State Dominguez Hills (12-12-18)	44 vs. San Diego (12-5-18)	**Field Goals Attempted**	72, Texas Southern (11-14-18)	46, Wyoming (1-8-19)
.561 vs. UNLV (1-26-19)	.352 vs. Brown (12-29-18); at Utah State (2-26-19)	**FG Percentage**	.569, Boise State (1-5-19)	.259, Jackson State (11-27-18)
14 - two times	2 at Air Force (1-12-19); at New Mexico (2-5-19)	**3-Point Field Goals Made**	15, Brown (12-29-18)	3, Cal State Dominguez Hills (12-12-18)
33 vs. San José State (2-2-19)	10 at New Mexico (2-5-19)	**3-Point Field Goals Attempted**	32, Iowa State (11-21-18); New Mexico (1-15-19)	16, San José State (3-2-19)
.571 at California (12-8-18)	.118 at Air Force (1-12-19)	**3-Point Field Goal Percentage**	.536, Brown (12-29-18)	.125, Cal State Dominguez Hills (12-12-18)
27 vs. Texas Southern (11-14-18)	6 vs. San José State (3-2-19)	**Free Throws Made**	24, Illinois State (12-1-18)	3, Utah State (2-12-19)
36 vs. Texas Southern (11-14-18)	9 vs. CSUN (1-1-19)	**Free Throws Attempted**	34, (1/1) Duke (11-19-18)	5, Air Force (1-30-19)
.917 vs. New Mexico (1-15-19)	.462 vs. San José State (3-2-19)	**Free Throw Percentage**	1.000, Air Force (1-30-19)	.429, UNLV (1-26-19)
18 vs. Cal State Dominguez Hills (12-12-18)	4 at Fresno State (1-22-19)	**Offensive Rebounds**	16, Texas Southern (11-14-18)	4, CSUDH (12-12-18); Air Force (1-30-19)
35 vs. Cal State Dominguez Hills (12-12-18)	17 at California (12-8-18)	**Defensive Rebounds**	31, (6/6) Nevada (2-20-19)	16, three times
53 vs. Cal State Dominguez Hills (12-12-18)	25 at Boise State (1-5-19)	**Total Rebounds**	44, Utah State (2-26-19)	24, Wyoming (1-8-19)
26 vs. Wyoming (1-8-19)	11 vs. Air Force (1-30-19)	**Fouls**	27, Texas Southern (11-14-18)	10, Utah State (2-12-19)
3 vs. San Diego (12-5-18); at Boise State (1-5-19)	0, 20 times	**Fouled Out**	2, San Diego (12-5-18); Utah State (2-9-19)	0, 16 times
30 vs. New Mexico (1-15-19)	7 at Air Force (1-12-19); at UNLV (2-23-19)	**Assists**	23, Jackson State (11-27-18)	6, Wyoming (1-8-19)
21 vs. Jackson State (11-27-18)	8 at San José State (2-2-19); vs. Utah State (2-9-19)	**Turnovers**	23, Jackson State (11-27-18)	6, Iowa State (11-21-18); Utah State (2-26-19)
8 at Utah State (2-26-19)	0 at California (12-8-18); at Air Force (1-12-19)	**Blocked Shots**	7, (6/6) Nevada (2-20-19)	0, three times
13 vs. Jackson State (11-27-18)	2, four times	**Steals**	10, Boise State (2-16-19)	1, California (12-8-18)
54 (2nd) vs. Texas Southern (11-14-18)	14 (1st) at Air Force (1-12-19)	**Points/Half**	50 (1st), Brown (12-29-18)	16 (1st), Cal State Dominguez Hills (12-12-18)
.708 (2nd) vs. UNLV (1-26-19)	.214 (1st) at Utah State (2-26-19)	**FG Percentage/Half**	.714 (1st), Brown (12-29-18)	.194 (2nd), Jackson State (11-27-18)
6 vs. Texas Southern (11-14-18)	1 at Air Force (1-12-19)	**Double-Figure Scorers**	5, (1/1) Duke (11-19-18); California (12-8-18)	0, Jackson State (11-27-18)
+26 vs. Cal State Dominguez Hills (12-12-18)	-24 vs. Iowa State (11-21-18)	**Rebound Margin**	+24, Iowa State (11-21-18)	-26, Cal State Dominguez Hills (12-12-18)
+32 vs. Cal State Dominguez Hills (12-12-18)	-28 vs. Brown (12-29-18)	**Halftime Scoring Margin**	+28, Brown (12-29-18)	-32, Cal State Dominguez Hills (12-12-18)

BIGGEST LEADS/TIME IN LEAD/SPECIALTY STATS

				SDSU Big	Opp Big			SDSU in	Opp in		Paint		Off TOs		2nd Ch.		Bench	
Date	Opponent	SDSU	Result	Lead	Lead	Ties	LC	Lead	Lead	Tied	SD	Opp	SD	Opp	SD	Opp	SD	Opp
Nov. 6	ARKANSAS-PINE BLUFF	W	76-60	23	3	4	2	34:26	1:34	4:00	22	16	26	17	17	5	10	13
Nov. 14	TEXAS SOUTHERN	W	103-64	41	0	0	0	39:34	0:00	0:25	44	34	23	13	22	6	28	32
Nov. 19	vs. (1/1) Duke # (QF)	L	90-64	2	35	0	1	0:05	39:00	0:39	18	32	8	20	9	14	10	23
Nov. 20	vs. Xavier # (C-SF)	W	79-74	9	19	1	1	13:08	25:07	1:45	20	36	13	17	12	8	6	24
Nov. 21	vs. (rv/rv) Iowa State # (5P)	L	87-57	0	33	0	0	0:00	39:48	0:12	10	22	3	17	7	16	7	25
Nov. 27	JACKSON STATE	W	87-44	43	0	0	0	39:10	0:00	0:23	22	8	24	18	10	2	24	20
Dec. 1	at Illinois State $	W	75-65	14	3	0	1	37:20	2:00	0:40	32	18	17	13	17	16	11	16
Dec. 5	SAN DIEGO	L	73-61	9	12	5	3	23:34	12:52	3:34	18	28	7	14	11	5	6	10
Dec. 8	at California	L	89-83	8	6	15	20	23:06	9:24	7:30	28	22	14	12	11	13	10	33
Dec. 12	CAL STATE DOMINGUEZ HILLS	W	99-46	56	2	2	7	35:26	2:38	1:56	40	16	25	8	22	6	44	29
Dec. 22	BRIGHAM YOUNG	W	90-81	20	2	2	2	38:24	0:21	1:15	28	36	27	18	8	11	13	32
Dec. 29	BROWN	L	82-61	2	34	1	3	0:23	38:36	1:01	24	24	11	17	10	5	21	14
Jan. 1	CSUN	W	65-60	5	19	3	12	8:52	29.51	1:17	30	22	4	13	10	14	9	10
Jan. 5	at Boise State*	L	88-64	0	26	2	0	0:00	38:27	1:33	26	38	16	11	7	7	8	40
Jan. 8	WYOMING*	W	84-54	30	0	0	0	38:29	0:00	1:14	26	18	25	11	7	4	12	14
Jan. 12	at Air Force*	L	62-48	2	16	0	1	0:42	36:31	2:21	26	22	8	14	10	17	8	6
Jan. 15	NEW MEXICO*	W	97-77	26	0	2	0	38:04	0:00	1:46	50	16	27	21	18	10	27	17
Jan. 22	at Fresno State*	L	66-62	20	5	4	2	29:02	7:49	3:09	22	18	17	7	8	12	8	3
Jan. 26	UNLV*	W	94-77	23	0	0	0	39:27	0:00	0:10	40	32	18	17	18	15	17	22
Jan. 30	AIR FORCE*	W	66-51	26	0	0	0	39:41	0:00	0:19	24	26	11	4	8	8	11	12
Feb. 2	at San José State*	W	67-56	16	3	1	3	37:25	0:56	1:39	10	18	13	9	6	13	2	15
Feb. 5	at New Mexico*	L	83-70	11	20	6	5	17:39	18:27	3:54	34	36	14	27	13	9	15	38
Feb. 9	UTAH STATE*	W	68-63	13	10	3	5	27:20	10:38	1:51	22	16	16	14	15	15	3	7
Feb. 12	at Colorado State*	W	71-60	15	5	1	2	36:57	2:02	1:01	28	32	15	16	12	7	13	10
Feb. 16	BOISE STATE*	W	71-65	10	6	1	7	19:08	19:20	1:30	34	24	9	26	14	10	4	23
Feb. 20	(6/6) NEVADA*	W	65-57	16	3	1	4	31:37	6:19	2:04	32	24	19	14	13	8	13	17
Feb. 23	at UNLV*	W	60-59	12	3	7	10	28:25	7:33	4:02	20	22	5	11	4	11	15	2
Feb. 26	at Utah State*	L	70-54	4	21	1	1	3:25	35:12	1:17	20	46	5	10	8	18	24	26
March 2	SAN JOSÉ STATE*	W	84-56	31	2	1	3	37:55	1:02	1:03	30	24	20	8	15	6	23	7
March 6	FRESNO STATE*	L	76-74	8	15	4	4	12:13	24:22	3:18	32	30	16	10	13	10	15	18
March 9	at (17/18) Nevada*																	

Caps denotes home game. # - Maui Jim Maui Invitational (Lahaina Civic Center; Lahaina, Hawaii). $ - Mountain West-Missouri Valley Challenge. * – Mountain West Game. ` - Mountain West Men's Basketball Championship (Thomas & Mack Center; Las Vegas, Nevada).

LEADS AND DEFICITS	SEASON	MOUNTAIN WEST GAME
SDSU Biggest Halftime Lead	32 vs. Cal State Dominguez Hills (12-12-18)	23 vs. Wyoming (1-8-19)
SDSU Biggest Halftime Lead Lost	12 at Fresno State (1-22-19)	12 at Fresno State (1-22-19)
SDSU Biggest Halftime Lead Lost in a Loss	12 at Fresno State (1-22-19)	12 at Fresno State (1-22-19)
SDSU Biggest Halftime Deficit	28 vs. Brown (12-29-18)	21 at Boise State (1-5-19)
SDSU Biggest Halftime Deficit Overcome	11 vs. CSUN (1-1-19)	7 vs. Fresno State (3-6-19)
SDSU Biggest Halftime Deficit Overcome for Victory	11 vs. CSUN (1-1-19)	4 vs. Boise State (2-16-19)
SDSU Biggest Lead	56 vs. Cal State Dominguez Hills (12-12-18)	31 vs. San José State (3-2-19)
SDSU Biggest Lead Lost	20 at Fresno State (1-22-19)	20 at Fresno State (1-22-19)
SDSU Biggest Lead Lost in a Loss	20 at Fresno State (1-22-19)	20 at Fresno State (1-22-19)
SDSU Biggest Deficit	35 vs. (1/1) Duke (11-19-18)	26 at Boise State (1-5-19)
SDSU Biggest Deficit Overcome	19 vs. Xavier (11-20-18); vs. CSUN (1-1-19)	15 vs. Fresno State (3-6-19)
SDSU Biggest Deficit Overcome in a Victory	19 vs. Xavier (11-20-18); vs. CSUN (1-1-19)	6 vs. Boise State (2-16-19)

MISCELLANEOUS STATISTICS

	Team Leader			Games With					Double-Doubles	
SEASON	**Points**	**Rebounds**	**Assists**	**10+ Pts**	**20+Pts**	**30+Pts**	**10+Rebs**	**10+Ast**	**Point/Reb.**	**Point/Ast.**
Aguek Arop			2	2						
Jeremy Hemsley	2	1	8	16						
Jalen McDaniels	12	20	5	28	8	1	9		9	
Joel Mensah										
Nathan Mensah		7		6			4		2	
Matt Mitchell	4	2	3	15	4					
Nolan Narain		1		1						
Jordan Schakel	2	3	2	9						
Adam Seiko				1						
Michael Sohikish										
Devin Watson	13		21	26	10					

	Team Leader			Games With					Double-Doubles	
CAREER	**Points**	**Rebounds**	**Assists**	**10+ Pts**	**20+Pts**	**30+Pts**	**10+Rebs**	**10+Ast**	**Point/Reb.**	**Point/Ast.**
Aguek Arop			2	2						
Jeremy Hemsley	29	1	39	73	9	1				
Jalen McDaniels	20	38	5	46	8	1	20		18	
Joel Mensah										
Nathan Mensah		7		6			4		2	
Matt Mitchell	10	5	5	35	6	1				
Nolan Narain	1	1		3						
Jordan Schakel	2	3	2	10						
Adam Seiko				1						
Michael Sohikish										
Devin Watson	22		33	91	33	3				

DUNKS	**SEASON**	**GM. HIGH**
Aguek Arop	4	1
Jeremy Hemsley	4	1
Joel Mensah	2	1
Nathan Mensah	14	2
Jalen McDaniels	20	3
Matt Mitchell	1	1
Nolan Narain	4	1
TOTAL	**49**	**4**

TOP SCORING PERFORMANCES

30, Jalen McDaniels vs. UNLV* (1-26-19)
27, Devin Watson at San José State* (2-2-19)
26, Jalen McDaniels vs. Xavier (11-20-18)
25, Jalen McDaniels at New Mexico* (2-5-19)
24, Jalen McDaniels vs. New Mexico* (1-15-19)
24, Devin Watson at Boise State* (1-5-19)
23, Devin Watson at Illinois State (12-1-18)
23, Devin Watson vs. Brigham Young (12-22-18)
23, Devin Watson vs. Utah State* (2-9-19)
22, Devin Watson vs. San Diego (12-5-18)
22, Matt Mitchell vs. Brigham Young (12-22-18)
22, Jalen McDaniels vs. Wyoming* (1-8-19)
22, Jalen McDaniels at San José State* (2-2-19)
21, Devin Watson vs. Xavier (11-20-18)
21, Matt Mitchell vs. Texas Southern (11-14-18)
21, Devin Watson vs. New Mexico* (1-15-19)
21, Devin Watson at Colorado State* (2-12-19)
20, Devin Watson vs. Arkansas-Pine Bluff (11-6-18)
20, Jalen McDaniels at California (12-8-18)
20, Matt Mitchell vs. Cal State Dominguez Hills (12-12-18)
20, Jalen McDaniels vs. CSUN (1-1-19)
20, Matt Mitchell vs. Wyoming* (1-8-19)

TOP REBOUNDING PERFORMANCES

15, Jalen McDaniels at Illinois State (12-1-18)
13, Jalen McDaniels vs. CSUN (1-1-19)
13, Jalen McDaniels vs. UNLV* (1-26-19)
12, Jalen McDaniels vs. Wyoming* (1-8-19)
12, Jalen McDaniels at Colorado State* (2-12-19)
11, Nathan Mensah vs. Jackson State (11-27-18)
11, Jalen McDaniels at Air Force* (1-12-19)
11, Jalen McDaniels vs. New Mexico* (1-15-19)
11, Jalen McDaniels vs. Air Force* (1-30-19)
11, Nathan Mensah vs. San José State* (3-2-19)
10, Nathan Mensah at Illinois State (12-1-18)
10, Jalen McDaniels at Fresno State* (1-22-19)
10, Nathan Mensah vs. Utah State* (2-9-19)
9, Jalen McDaniels vs. Arkansas-Pine Bluff (11-6-18)
9, Jalen McDaniels vs. Texas Southern (11-14-18)
9, Jalen McDaniels at San José State* (2-2-19)
9, Jalen McDaniels at New Mexico* (2-5-19)
9, Matt Mitchell vs. (6/6) Nevada* (2-20-19)
9, Jalen McDaniels vs. San José State* (3-2-19)

TOP ASSIST PERFORMANCES

9, Matt Mitchell vs. New Mexico* (1-15-19)
9, Jeremy Hemsley vs. New Mexico* (1-15-19)
8, Devin Watson vs. Texas Southern (11-14-18)
8, Devin Watson vs. Cal State Dominguez Hills (12-12-18)
8, Devin Watson vs. Brigham Young (12-22-18)
8, Devin Watson vs. Wyoming* (1-8-19)
8, Devin Watson vs. (6/6) Nevada* (2-20-19)
7, Devin Watson vs. Xavier (11-20-18)
7, Devin Watson at Illinois State (12-1-18)
7, Davin Watson at California (12-8-18)

TOP 3-POINT FG PERFORMANCES

6, Devin Watson vs. Arkansas-Pine Bluff (11-6-18)
5, Jeremy Hemsley at California (12-8-18)
5, Devin Watson vs. New Mexico* (1-15-19)
5, Devin Watson at San José State* (2-2-19)
5, Devin Watson at Colorado State* (2-12-19)

TOP STEALS

5, Jalen McDaniels vs. UNLV (1-26-19)
4, Jordan Schakel vs. Jackson State (11-27-18)
4, Aguek Arop at Colorado State* (2-12-19)
3, Jeremy Hemsley vs. Arkansas-Pine Bluff (11-6-18)
3, Jalen McDaniels vs. Arkansas-Pine Bluff (11-6-18)
3, Jalen McDaniels vs. Texas Southern (11-14-18)
3, Adam Seiko vs. Jackson State (11-27-18)
3, Jeremy Hemsley at Illinois State (12-1-18)
3, Jalen McDaniels vs. Brown (12-29-18)
3, Jordan Schakel at Air Force* (1-12-19)
3, Jeremy Hemsley at Fresno State* (1-22-19)
3, Devin Watson vs. UNLV* (1-26-19)
3, Jeremy Hemsley at Colorado State* (2-12-19)
3, Jalen McDaniles vs. Boise State* (2-16-19)
3, Devin Watson at UNLV* (2-23-19)

GAMES MISSED

Aguek Arop	1
Jeremy Hemsley	1
Joel Mensah	1
Nolan Narain	3
Jordan Schakel	6
Adam Seiko	1
TOTAL	**13**

** - conference game. ` - conference tournament game.*

SEASON/CAREER HIGHS

#0 • DEVIN WATSON

	Season	Career
Points	27 at San José State, 2-2-19	33 - two times
Rebounds	6 vs. Boise State, 2-16-19	8 vs. Coppin State, 12-18-15
Assists	8 - five times	9 at Arizona State, 11-14-17
Steals	3 - three times	6 at Florida Gulf Coast, 11-25-14
Blocked Shots		
Minutes	40 vs. San Diego, 12-5-18	42 - two times
10+ Scoring Games	26 times (19-7)	91 times
20+ Scoring Games	10 times (8-2)	33 times
30+ Scoring Games		3 times

#2 • ADAM SEIKO

	Season/Career
Points	13 vs. Cal State Dominguez Hills, 12-12-18
Rebounds	5 vs. Cal State Dominguez Hills, 12-12-18
Assists	2 - five times
Steals	3 vs. Jackson State, 11-27-18
Blocked Shots	1 at New Mexico, 2-5-19
Minutes	23 vs. Cal State Dominguez Hills, 12-12-18; at Boise State, 1-5-19

#3 • AGUEK AROP

	Season/Career
Points	11 vs. Brown, 12-29-18
Rebounds	5 vs. Brown, 12-29-18; vs. Utah State, 2-9-19
Assists	3 at Colorado State, 2-12-19; at Utah State, 2-26-19
Steals	4 at Colorado State, 2-12-19
Blocked Shots	2 vs. CSUN, 1-1-19; vs. Air Force, 1-30-19; at Utah State, 2-26-19
Minutes	26 vs. (6/6) Nevada, 2-20-19
10+ Scoring Games	2 times (1-1)

#4 • MICHAEL SOHIKISH

	Season	Career
Points	5 vs. San José State, 3-2-19	5 vs. San José State, 3-2-19
Rebounds	1 - two times	1 - four times
Assists	2 vs. Cal State Dominguez Hills, 12-12-18	2 vs. Cal State Dominguez Hills, 12-12-18
Steals	1 - two times	1 - four times
Blocked Shots		
Minutes	7 vs. Cal State Dominguez Hills, 12-12-18	7 vs. Cal State Dominguez Hills, 12-12-18

#5 • JALEN MCDANIELS

	Season	Career
Points	30 vs. UNLV, 1-26-19	30 vs. UNLV, 1-26-19
Rebounds	15 at Illinois State, 12-1-18	15 at Illinois State, 12-1-18
Assists	5 vs. Arkansas-Pine Bluff, 11-6-18	5 vs. Arkansas-Pine Bluff, 11-6-18
Steals	5 vs. UNLV, 1-26-19	5 vs. UNLV, 1-26-19
Blocked Shots	3 vs. Xavier, 11-20-18	3 - two times
Minutes	39 at Illinois State, 12-1-18	39 at Illinois State, 12-1-18
10+ Scoring Games	28 times (18-10)	46 times
20+ Scoring Games	8 times (6-2)	8 times
30+ Scoring Games	1 time (1-0)	1 time
10+ Rebounding Games	9 times (7-2)	20 times
Double-Doubles	9 times (7-2)	18 times

#11 • MATT MITCHELL

	Season	Career
Points	22 vs. Brigham Young, 12-22-18	31 vs. Eastern Illinois, 11-20-17
Rebounds	9 vs. (6/6) Nevada, 2-20-19	9 - two times
Assists	9 vs. New Mexico, 1-15-19	9 vs. New Mexico, 1-15-19
Steals	2 - four times	3 - four times
Blocked Shots	1 - five times	3 vs. Air Force, 2-3-18
Minutes	36 vs. Brigham Young, 12-21-18	36 - two times
10+ Scoring Games	15 times (11-4)	35 times
20+ Scoring Games	4 times (4-0)	6 times
30+ Scoring Games		1 time

#13 • CALEB GIORDANO

	Season/Career
Points	
Rebounds	
Assists	
Steals	
Blocked Shots	
Minutes	

#20 • JORDAN SCHAKEL

	Season	Career
Points	16 vs. Texas Southern, 11-14-18	16 vs. Texas Southern, 11-14-18
Rebounds	8 vs. Brigham Young, 12-22-18	8 vs. Brigham Young, 12-22-18
Assists	3 - two times	3 - two times
Steals	4 vs. Jackson State, 11-27-18	4 vs. Jackson State, 11-27-18
Blocked Shots	1 - four times	1 - seven times
Minutes	37 at California, 12-8-18	37 at California, 12-8-18
10+ Scoring Games	9 times (7-2)	10 times

#22 • MALACHI FLYNN

	Season	Career
Points		30 vs. Colorado, 2-15-18
Rebounds		9 vs. Montana State, 11-11-16
Assists		11 vs. Arizona, 1-31-18
Steals		4 vs. Oregon, 3-1-18
Blocked Shots		1 - three times
Minutes		42 vs. Oregon, 3-7-18
10+ Scoring Games		38 times
20+ Scoring Games		12 times
30+ Scoring Games		1 time

#23 • ED CHANG

	Season/Career
Points	4 vs. San José State, 3-2-19
Rebounds	3 vs. Cal State Dominguez Hills, 12-12-18; vs. Wyoming, 1-8-19
Assists	1 - four times
Steals	1 vs. Wyoming, 1-8-19
Blocked Shots	2 vs. Jackson State, 11-27-18
Minutes	7 vs. Cal State Dominguez Hills, 12-12-18; vs. Wyoming, 1-8-19

#24 • NOLAN NARAIN

	Season	Career
Points	11 vs. Jackson State, 11-27-18	18 vs. Wyoming, 2-14-18
Rebounds	7 vs. Cal State Dominguez Hills, 12-12-18	7 - three times
Assists	3 vs. San José State, 3-2-19	3 vs. San José State, 3-2-19
Steals	1 - seven times	1 - seven times
Blocked Shots	2 at Utah State, 2-26-19	2 at Utah State, 2-26-19
Minutes	28 at Fresno State, 1-22-19	28 at Fresno State, 1-22-19
10+ Scoring Games	1 time (1-0)	2 times

#31 • NATHAN MENSAH

	Season/Career
Points	16 vs. New Mexico, 1-15-19
Rebounds	11 vs. Jackson State, 11-27-18; vs. San José State, 3-2-19
Assists	4 vs. San José State, 3-2-19
Steals	1 - eight times
Blocked Shots	3 vs. Utah State, 2-9-19; vs. San José State, 3-2-19
Minutes	32 vs. Utah State, 2-9-19
10+ Scoring Games	6 times (5-1)
10+ Rebounding Games	4 times (4-0)
Double-Doubles	2 times (2-0)

#35 • JOEL MENSAH

	Season/Career
Points	4 vs. Texas Southern, 11-14-18; at Boise State, 1-5-19
Rebounds	3 vs. Jackson State, 11-27-18
Assists	
Steals	1 vs. San José State, 3-2-19
Blocked Shots	1 at Boise State, 1-5-19; at Colorado State, 2-12-19
Minutes	10 vs. Cal State Dominguez Hills, 12-12-18; vs. San José State, 3-2-19

#42 • JEREMY HEMSLEY

	Season	Career
Points	19 at California, 12-8-18	30 at Nevada, 1-4-17
Rebounds	6 - three times	7 vs. San José State, 1-10-17
Assists	9 vs. New Mexico, 1-15-19	9 - two times
Steals	3 - five times	4 at Wyoming, 2-24-16
Blocked Shots	2 - two times	2 - seven times
Minutes	39 at Illinois State, 12-1-18	39 at Illinois State, 12-1-18
10+ Scoring Games	16 times (11-5)	73 times
20+ Scoring Games		9 times
30+ Scoring Games		1 time

MISCELLANEOUS STATISTICS

San Diego State's Record When...

Category	2018-19 Season	Dutcher Era	SDSU Streak	Note
Home	14-3	27-5	Lost 1	SDSU is 83-14 in its last 97 home games and 53-7 in its last 60 MW home games (since Jan. 26, 2013); Streak of 14-straight MW wins snapped vs. Fresno State (3-6-19)
Away	4-6	8-13	Lost 1	SDSU is 63-42 in its last 105 road games; Aztecs are 62-34 in last 96 road games vs. non-AP top 25 teams
Neutral	1-2	6-4	Lost 1	Aztecs have won 39 of the last 60 games at neutral sites (39-21); Won two of last four meetings with AP Top 25 teams
Scoring First	12-6	30-12	Lost 1	SDSU is 147-46 in its last 193 games in which it has scored first. Last loss: at Utah State (2-26-19)
Opponent Scores First	7-5	11-10	Lost 1	SDSU is 82-36 in its last 118 games in which the opponent has scored first
Leading at Half	16-4	37-8	Won 5	SDSU is 99-16 in its last 115 games when ahead at half; 99-6 in last 105 at home when leading at half. Last loss: at New Mexico (2-5-19)
Trailing at Half	3-7	4-12	Lost 2	SDSU is 9-23 the last 32 times trailing at the half and 35-52 since the start of '10-11
Tied at Half		0-2	Lost 2	SDSU is 7-5 in last 12 games that have been tied at half
Leading with 5:00 Left	17-2	38-6	Lost 1	Won 291 of last 302; 164-game winning streak snapped vs. Boise State (2-27-16); Last loss before 164-game winning streak: at Wyoming (1-9-10)
Trailing with 5:00 Left	1-8	1-15	Lost 1	SDSU is 8-58 in its last 66; 25-game losing streak snapped at UNLV (2-23-19). Last win prior to 25-game losing streak: vs. Utah State (3-10-16)
Tied with 5:00 Left	1-1	2-1	Lost 1	SDSU is 5-4 in last nine outings
In Overtime			Won 3	SDSU is 21-2 in its last 23 in OT; Last loss: at Cincinnati (12-17-14); Won last seven OT home games
SDSU Outrebounds Opp.	14-2	31-8	Lost 1	SDSU is 62-15 in its last 77 and 172-34 in its last 206 games. Nine-game win streak snapped at New Mexico (2-5-19)
SDSU is Outrebounded	5-9	9-13	Lost 1	SDSU is 49-43 in its last 92 games when outrebounded; Last win: at UNLV (2-23-19)
SDSU Commits Fewer TOs	11-3	26-5	Won 3	SDSU is 71-12 in its last 83 when committing fewer turnovers. Last loss: at Fresno State (1-22-19)
Opp. Commits Fewer TOs	6-8	11-16	Lost 1	SDSU is 74-50 in its last 124 games when committing more turnovers; Last win: at UNLV (2-23-19)
SDSU More FT Attempts	11-3	29-5	Lost 1	SDSU is 167-30 in its last 197 games in the category. Last loss: vs. Fresno State (3-6-19)
Opp. More FT Attempts	8-6	10-14	Won 3	SDSU is 53-45 in its last 98 games in this category. Last win: vs. San José State (3-2-19)
SDSU Shoots Better than Opp.	17-2	36-4	Won 8	SDSU is 38-4 in last 42; 199-14 in last 213 with higher FG pct. Last loss: at Fresno State (1-22-19)
Opp. Shoots Better than SDSU	2-9	4-18	Lost 2	SDSU is 38-66 since the start of '10-11 when the opponent has a higher FG pct.; Last win: vs. Utah State (2-9-19)
SDSU Shoots 50% or Better	8-1	17-1	Won 5	70-game win streak snapped at California (12-8-18). Won 78 straight at home when FG pct. >= 50.0 pct. (last loss: UNLV, 1-26-02)
SDSU Shoots 40-50%	8-5	18-13	Lost 1	Since March 3, 2010, SDSU is 113-31 overall and 61-9 at home
SDSU Shoots 40% or Less	3-5	6-8	Lost 1	SDSU is 83-20 when shooting 38.9 pct. or better (since Jan. 31, 2015); SDSU is 81-6 since Feb. 22, 2012, at home when shooting at least 38.9 pct.
Opp. Shoots 50% or Better	1-5	1-9	Lost 3	Duke snapped streak of 41 straight SDSU foes to shoot less than 50 pct. in the '15 NCAA tourney
Opp. Shoots 40-50%	5-4	12-10	Lost 2	Suffered six losses last season. Last loss: vs. Fresno State (3-6-19)
Opp. Shoots 40% or Less	13-2	28-3	Won 6	SDSU is 237-33 in last 270 games. Last loss: at Fresno State (1-22-19)
SDSU Bench Outscores Opp.	6-2	21-7	Won 3	SDSU is 148-31 in this category since the beginning of the 2010-11 season; Aztecs are 116-27 in last 143 games
Opp. Bench Outscores SDSU	13-8	19-14	Lost 2	SDSU is 75-48 in this category since the beginning of the 2010-11 season
SDSU Scores Less Than 60	0-3	0-4	Lost 5	SDSU is 23-32 in its last 55 games when scoring less than 60 points; Last win: vs. Air Force (3-1-17)
SDSU Scores At Least 60 & Less Than 70	6-5	9-10	Won 5	SDSU is 65-33 in its last 98 games. Last loss: at Fresno State (1-22-19)
SDSU Scores Between 70-79	5-2	13-5	Lost 1	SDSU is 15-5 in last 20, 102-13 in its last 115 when scoring 70-79. Last loss: vs. Fresno State (3-6-19); 33-3 at home in last 36
SDSU Scores Between 80-89	3-1	9-3	Won 2	SDSU is 30-5 in its last 35 games when scoring between 80-89 points
SDSU Scores Between 90-99	4-0	9-0	Won 24	The Aztecs have won 24 straight games and are 34-2 since 1999-2000 when scoring 90+ points
SDSU Scores 100+	1-0	1-0	Won 27	The Aztecs have won 27 straight games when reaching triple digits. SDSU is 4-0 in games where it has scored 100+ points since the 1999-2000 season.
Opp. Scores Less Than 60	8-0	20-0	Won 22	SDSU is 144-12 in the category in last 156 games; Last loss: at Colorado State (2-25-17)
				SDSU is 121-4 the last 125 home games when holding the opponent to 60 points or less
Opp. Scores Less Than 50	2-0	3-0	Won 7	SDSU is 56-3 in last 59 in this category (at UW, 12-7-14; vs. Wyo., 3-14-15; Little Rock, 11-21-15)
Opp. Scores Between 50-59	6-0	16-0	Won 17	SDSU is 58-7 in last 65 games in this category; 60-2 in last 62 home games
Opp. Scores Between 60-69	7-2	11-4	Won 3	SDSU is 66-26 in the category since the start of 2010-11.
Opp. Scores Between 70-79	3-3	9-6	Lost 2	SDSU is 25-27 in its last 52 games when allowing between 70-79 points
Opp. Scores Between 80-89	1-5	1-9	Lost 3	SDSU is 3-14 since the beginning of the 2010-11 season in this category.
Opp. Scores Between 90-99	0-1	0-3	Lost 3	SDSU snapped a 24-game losing streak in the category by winning at TCU (3-3-12)
Opp. Scores 100+			Lost 9	The Aztecs are 0-3 in this category since the 1999-2000 season.
Wearing Black	5-7	13-15	Lost 1	SDSU is 29-28 in last 57 and 57-46 in its last 103 in the black uniforms; Last worn at home: vs. (6/6) Nevada (2-20-19)
Wearing Red			Won 1	Aztecs are 15-5 in their last 20 when wearing red since the start of 2010-11; Last worn: at San José State (2-21-15)
Wearing White	13-4	26-7	Lost 1	Last wore on the road at Maui Jim Maui Invitational (vs. (1/1) Duke, 11-19-18, and vs. Xavier, 11-20-18); Eight-game win streak snapped vs. Fresno State (3-6-19)
Wearing Retro White		3-1	Won 2	Wore vs. USD and vs. No. 2/3 Kansas in 2015-16; vs. Alabama State, Wyoming, Air Force in 2016-17; vs. Georgia and California, USU, CSU in 2017-18
Wearing Camouflage			Lost 1	SDSU lost to No. 9/9 Syracuse (11-11-12)
Wearing Pewter Gray			Won 2	Uniforms made its debut vs. USD (12-15-12); Also worn against UNLV (1-16-13), FS (2-9-13), BSU (3-13-13)
Wearing Turquoise	1-0	2-0	Won 5	Made its debut vs. Bakersfield (11-20-14); Also vs. SD Christian (11-18-15), vs. Savannah St. (11-28-16), vs. McNeese (11-17-17), Jackson St. (11-27-18)
On Monday	0-1	1-1	Lost 1	Aztecs are 13-3 on Monday since the beginning of 2010-11. Last loss: vs. (1/1) Duke (11-19-18)
On Tuesday	7-3	10-5	Lost 1	SDSU is 42-12 in its last 54 games played on Tuesday. Last loss: at Utah State (2-26-19)
On Wednesday	4-3	7-5	Lost 1	SDSU is 22-9 in last 31 and 52-17 in its last 69 games played on Wednesday
On Thursday		4-1	Lost 1	Aztecs played just 27 Thursday games since the start of the 2010-11 season
On Friday		4-0	Won 4	SDSU is 27-5 in its last 32 games played on the day
On Saturday	8-4	14-9	Won 6	SDSU is 69-33 in its last 102 games played on Saturday
On Sunday		1-1	Won 1	The Aztecs have played only 22 Sunday games since the beginning of the 2010-11 campaign (14-8)
In November	4-2	10-4	Won 1	SDSU is 44-13 in November since the beginning of the 2010-11 campaign
In December	3-3	6-5	Lost 1	The Aztecs are 50-14 in their last 64 games played in December. Last loss: vs. Brown (12-29-18)
In January	5-3	8-7	Won 2	SDSU is 36-14 in last 50 and 52-18 in last 70 January games
In February	6-2	12-4	Lost 1	SDSU is 39-17 in its last 56 games played during the month
In March	1-1	5-2	Lost 1	The Aztecs are 51-19 in their last 70 March games