



# SAN DIEGO STATE WOMEN'S BASKETBALL

## 2018-19 GAME NOTES

Ben Pearson, Assistant Media Relations Director • E-mail: ben.pearson@sdsu.edu • Office: 619-594-5547

### 2018-19 SCHEDULE

Date	Opponent	Time/Result
Nov. 2	Biola (Exhibition)	W, 63-53
Nov. 9	Hawai'i	W, 58-57
Nov. 13	at Santa Clara	L, 43-60.
Nov. 15	at Cal State Fullerton	W, 83-72
Nov. 18	Incarnate Word	W, 81-38
<b>SDSU Thanksgiving Classic</b>		
Nov. 23	Cal Baptist	W, 83-67
Nov. 24	TCU	L, 64-81
Nov. 28	at San Diego	L, 71-72
Dec. 2	Arizona	L, 60-69
Dec. 7	at UC Irvine	W, 78-70
Dec. 9	at CSUN	L, 74-77
Dec. 21	UC Santa Barbara	L, 58-63
Jan. 5	Boise State*	L, 66-69
Jan. 9	at Wyoming*	L, 45-87
Jan. 12	Air Force*	W, 70-61
Jan. 16	at New Mexico*	L, 62-70
Jan. 23	Fresno State*	L, 81-87
Jan. 26	at UNLV*	L, 57-71
Jan. 30	at Air Force*	L, 65-77
Feb. 2	San José State*	W, 69-68
Feb. 6	New Mexico*	W, 61-59
Feb. 9	at Utah State*	W, 56-54
Feb. 13	Colorado State*	W, 54-45
Feb. 16	at Boise State*	L, 67-91
Feb. 20	at Nevada*	L, 69-74
Feb. 23	UNLV*	L, 49-62
Feb. 27	Utah State*	L, 52-65
March 2	at San José State*	L, 76-84
March 4	at Fresno State*	W, 59-58
March 7	Nevada*	W, 64-61

**Mountain West Championship (Las Vegas, Nev.)**  
March 10 Air Force 4:30 p.m.

\* Indicates Mountain West game  
All times local to site

### GAME #30 | vs. No. 10 Air Force (Sunday, March 10, 4:30 PM PT), Thomas & Mack Center

LIVE MEDIA: Mountain West Network | Aztec Radio Network | Live Stats



**SAN DIEGO STATE**  
2018-19 Record: 12-17 (7-11)  
Head Coach: Stacie Terry  
Sixth Year at SDSU

#### TOP PERFORMERS

Scoring	Sophia Ramos - 13.7
Rebounding	Mallory Adams - 8.9
Assists	Sophia Ramos - 4.6



**AIR FORCE**  
2018-19 Record: 8-21, 4-14  
Head Coach: Chris Gobrecht  
4th Year at Air Force

#### TOP PERFORMERS

Scoring	Kaelin Immel - 13.3
Rebounding	Kassady Huffman - 6.6
Assists	Briana Autrey - 2.4

- The 7th-seeded Aztecs will face No. 10 Air Force in the first round of the Mountain West Tournament Sunday at 4:30 p.m. at UNLV's Thomas and Mack Center. The winner will advance to play No. 2 New Mexico Monday at 6:00 p.m.
- The game will be streamed on the Mountain West Network. Additionally, there will be an audio-only broadcast with Chris Elio (12th season) on the call.
- The Aztecs closed out the regular season with two wins against teams they had lost to earlier in the season. On Monday, they beat fourth place Fresno State on the road 59-58 and on Thursday they knocked off Nevada 64-61 to secure the No. 7 seed.
- In each of the Aztecs' last two games, their opponent had the ball down one in the final seconds, but in both instances the SDSU defense was up to the challenge.
- Five of the Aztecs' seven conference wins have come by three points or less.
- SDSU split the regular season series with Air Force with the home team winning both times. The Aztecs won 70-61 (Jan. 12) in San Diego and the Falcons won 77-65 (Jan. 30) in Colorado Springs.
- SDSU is 2-0 all-time against the Falcons in the MW Tournament, earning wins in 2012 (68-58) and 2014 (63-56).
- Najé Murray hit three three-pointers vs. Nevada Thursday and now has 72 on the year, No. 3 in school history. The school record is 77 held by Jamey Cox (2002-03) and Courtney Clements (2012-13). Murray averages 2.5 made threes per game.
- Zayn Dornstauder had the game-winning block Thursday and tied her career-high with 11 rebounds.
- The Aztecs shot 63.6 percent from three on Thursday, upping their three-point percentage on the season to 34.0. This is the third best rate in the conference and would be the second best for an Aztec squad in the last 25 years.
- Mallory Adams is averaging 8.9 rebounds per game, the most for an Aztec since Mary Apiati in the 1999-2000 season (9.1).
- Sophia Ramos is the only true freshman in the nation to average 13.5 points, 4.5 assists and 4.5 rebounds per game.
- SDSU leads the conference in made free throws. Freshman Mallory Adams is second in the MW in free throws made.

### SAN DIEGO STATE AZTECS

No.	Name	Pos.	Ht.	Yr.	PPG	RPG	APG	Individual Player Notes
0	Kennedi Villa	G	6-0	So.	0.9	1.3	0.5	Set career-highs for points (5) and minutes (24) vs. UCSB ... Made first career start vs Arizona (12-2-18).
2	Sophia Ramos	G	5-9	Fr.	13.7	4.5	4.6	Set SDSU record with 6 3-pointers in the 4th Q at CSUN (12-9)... Leads MW freshmen in points and assists.
3	Mallory Adams	G/F	6-0	Fr.	12.0	8.9	1.0	Averaging 9.6 rebounds in MW play... Has nine double-doubles... Leads MW freshmen in rebounding.
4	Monique Terry	F	6-2	Jr.	1.8	1.4	0.5	Earned first start of the year at CSUN (12-9-18)... Was 5-5 with career-high 12 points vs. UIW (11-18-18).
5	Téa Adams	G	5-9	So.	10.0	3.4	1.8	Has two GW shots (UH & SJSU) .. Had career-high 21 points at CSF (11-15-18).
10	Najé Murray	G	5-6	So.	13.2	4.4	2.7	Leads team with 72 3-pointers (3rd in SDSU history)... Had career-high 9 assists vs SJSU (2-2-19).
11	Arantxa Gómez Ferrer	F	6-0	Sr.	2.2	1.8	0.2	Has played in 103 games... Hit GW FTs at Utah St (2-9-19)... Shooting 56.2% from the field.
15	Jayden Perez	G	5-8	Fr.	1.7	0.8	0.4	Currently out with injury... Missed Sr year of HS due to injury, but still scored 1,586 career points.
22	Zayn Dornstauder	C	6-3	RS-Jr.	6.6	4.0	0.4	Had GW block & tied career-high w/ 11 rebs vs. Nevada (3-7-19)...Had career-high 14 pts at BSU (2-16-19)
23	Loli Gomez	G	5-10	Sr.	1.1	1.1	0.4	Shooting 40% from 3... Had career-high 9 points at UCI (12-7-18)... Awarded scholarship over the summer.
24	Kiara Edwards*	F	6-1	So.	--	--	--	Redshirting this season... Totaled 46 minutes across 9 games last season.
25	Taylor Kalmer*	G	5-8	Sr.	--	--	--	Played in 80 games in three years at Oregon State... Averaged 6.0 ppg last year... Will redshirt this season.
33	Monica Merkovsky	F	6-1	Sr.	0.0	0.0	0.0	Has played seven minutes in two games... Former team manager.
34	Baylee Vanderdoes	F	6-1	Jr.	3.1	2.6	0.6	Had season-high 11 rebounds at Fresno St. (3-4-19)...Had season-high 11 points vs. Arizona (12-2-18).
45	Naomi Ekwedike	F	6-6	RS-So.	--	--	--	Currently out with an injury... Shot 52.3 percent from the field last season.

\*Utilizing redshirt season

**Head Coach:** Stacie Terry (UT Arlington, 1998) | (Sixth Season at SDSU)

**Assistant Coaches:** Kevin Morrison (Cal Poly Pomona, 1994); Ciara Carl (Point Loma Nazarene, 2005); Nick Grant (Baylor, 2010)

**Director of Basketball Operations:** Jon Silver (UCLA, 2009) | **Director of Player Personnel:** Mercedes Riggs (Duke, 2016) | **Graduate Assistant:** Sheila Boykin (LSU, 2015)

## SAN DIEGO STATE QUICK FACTS

### GENERAL INFORMATION

Location: San Diego, Calif., 92182  
 Founded: 1897  
 Enrollment: 33,917  
 Nickname: Aztecs  
 School Colors: Scarlet and Black  
 Affiliation: NCAA Division I  
 Conference: Mountain West  
 Home Arena (Capacity):  
 Steve Fisher Court at Viejas Arena (12,414)  
 President: Dr. Adela de la Torre  
 Director of Athletics: John David Wicker  
 Faculty Athletic Representative: Patrick Papin  
 Athletics Dept. Phone: 619-594-3019

### AZTEC BASKETBALL FACTS

First Year of Basketball: 1976-77  
 All-Time Record: 651-592 (.524) / 42 seasons  
 Postseason Appearances/NCAA Appearances: 12/9  
 Last Postseason Appearance: 2013  
 Lost to BYU (69-58) in WNIT Second Round

### SDSU TEAM INFORMATION

2017-18 Record: 11-19 (.367)  
 2017-18 MW Record/Finish: 5-13/t-8th  
 2018 MW Tournament Record: 0-1  
 2018 Final NCAA RPI: 270  
 Letterwinners Returning/Lost: 6/5  
 Starters Returning/Lost: 1/4  
 Newcomers: 5

### AZTEC BASKETBALL STAFF

Head Coach: Stacie Terry  
 Alma Mater: UT Arlington, 1998  
 Career Record/Years: 59-93/Sixth Year  
 Record at SDSU: Same  
 Best Time to Call: Contact SID  
 Basketball Office Phone: 619-594-4095  
 Basketball Office Fax: 619-594-8057  
 Assistant Coaches:  
 Kevin Morrison  
 First season at SDSU  
 Alma Mater: Cal Poly Pomona, 1994  
 Ciara Carl  
 Sixth season at SDSU  
 Alma Mater: Point Loma Nazarene, 2005  
 Nick Grant  
 Fifth season at SDSU  
 Alma Mater: Baylor, 2010  
 Director of Basketball Operations: Jon Silver  
 Third season at SDSU  
 Alma Mater: UCLA, 2009  
 Player Development Coordinator: Mercedes Riggs  
 First season at SDSU  
 Alma Mater: Duke, 2016  
 Graduate Assistant: Sheila Boykin  
 First season at SDSU  
 Alma Mater: LSU, 2015  
 Athletic Trainer: Queenie Soriano  
 Academic Advisor: Dr. Bre White  
 Strength and Conditioning: Eddie Padilla

### SDSU MEDIA RELATIONS

Women's Basketball SID: Ben Pearson  
 E-mail: ben.pearson@sdsu.edu  
 Office Phone: 619-594-5549

### Last Time Out (64-61 vs. Nevada 3-7-19)

The Aztec women's basketball team (12-17, 7-11) held off Nevada (11-18, 7-11) 64-61 on senior night to close out the regular season Thursday evening. With the win, the Aztecs secure the No. 7 seed in the Mountain West Tournament where they will play No. 10 Air Force Sunday at 4:30 p.m.

The Aztecs led by as much as 14 points in the second half and by nine in the fourth quarter only to see the Wolf Pack roar back and take a lead with 3:00 minutes left. The Aztecs retook the lead on a three from Najé Murray and after a series of defensive stops, Nevada had the ball under their hoop, down one, with 4.5 seconds left. They got the ball in to Terae Briggs, who scored 28 points on the night. After briefly being tied up by Murray, she spun into a hook shot which was denied by Zayn Dornstauder, who corralled the rebound and was fouled with 0.4 seconds left. Nevada didn't get a shot off after Dornstauder made both free throws.

"These kids are resilient, and they have been all year," head coach Stacie Terry said after the game. "To close out the regular season with a victory against a very good Nevada team is huge for us going into the conference tournament."

Murray scored a team-high 21 points on an efficient 8-for-10 shooting. Sophia Ramos had 14 points and dished out seven assists. Zayn Dornstauder tied a career-high with 11 rebounds and had the game-winning block.

Nevada jumped out to an 8-4 lead after converting three offensive rebounds into points prompting Coach Terry to call a timeout three minutes into the game. After a breather, the Aztecs refocused and went on a 9-2 run and shot 57 percent in the opening quarter.

Nevada had five turnovers and just five points in the first seven minutes in the second quarter. The Aztecs finished the first half on an 8-0 run and took a 38-26 lead into the locker room at the half.

The Aztecs scored the first bucket of the second half but then Wolf Pack stormed back into the game with an 11-0 run. SDSU bounced right back with a 7-0 run themselves to push the lead back to ten.

SDSU had a stretch of 6:30 minutes without a field goal in the fourth quarter, which was compounded by them committing six turnovers. A 12-1 Wolf Pack run gave Nevada their first lead since the first quarter.

The Aztecs responded with big buckets from Sophia Ramos and Murray and then had the game-winning defensive stop in the final seconds.

### Noting the Nevada Game (W 64-61, 3-7-19)

- The Aztecs shot .636 (7-11) from three, their best percentage of the season.
- SDSU is 11-2 when holding their opponent below 40 percent from the field.
- This was just the Aztecs' second win on the year when being outrebounded (2-9).
- The Aztecs had 13 bench points, giving them four straight games with 10 or more bench points, tied for their longest streak of the year.
- Before this week, SDSU had zero wins when having two players or less score double-digits. In both of SDSU's wins this week, they only had two players score 10 or more points, but won both games.
- Entering the week, Sophia Ramos was the only Aztec other than Mallory Adams to have a game with 10 or more rebounds. In SDSU's last two games, Baylee Vanderdoes and Zayn Dornstauder have each had a game with 11 rebounds.

## MW PRESEASON POLL

Rk.	Team	Pts.
1.	Boise State (19)	229
2.	UNLV (4)	208
3.	Fresno State	175
4.	Wyoming	158
5.	New Mexico	150
6.	Colorado State	128
7.	Nevada	115
8.	Utah State	86
9.	<b>San Diego State</b>	<b>64</b>
10.	San José State	57
11.	Air Force	27

First-place votes in parentheses

## MW PRESEASON HONORS

### Preseason All-Mountain West Team

Riley Lupfer, Jr., G, Boise State  
 Marta Hermida, Sr., G, Boise State  
 Candice White, Sr., G, Fresno State  
 Jaisa Nunn, Sr., C, New Mexico  
 Katie Powell, Sr., F/C, UNLV

### Preseason Player of the Year

Riley Lupfer, Jr., G, Boise State

### Preseason Newcomer of the Year:

Mollie Mounsey, Jr., G, Colorado State

### Preseason Freshman of the Year

Jade Loville, G, Boise State

## SDSU IN THE MW POLL

Year	Pre.	Final
1999-2000	6th	6th
2000-01	7th	6th
2001-02	7th	7th
2002-03	7th	7th
2003-04	6th	7th
2004-05	7th	t-7th
2005-06	8th	9th
2006-07	7th	7th
2007-08	7th	t-5th
2008-09	2nd	2nd
2009-10	1st	t-3rd
2010-11	2nd	6th
2011-12	2nd	1st
2012-13	1st	1st
2013-14	3rd	t-6th
2014-15	7th	7th
2015-16	6th	t-8th
2016-17	7th	8th
2017-18	8th	t-8th
2018-19	9th	--



## AIR FORCE SERIES NOTES

### No. 7 SAN DIEGO STATE (12-17, 7-11) vs. No. 10 Air Force (8-21, 4-14) SDSU leads 35-10

#### • 2018-19 Comparative Stats

AF	Overall Record	SDSU
8-21	Overall Record	12-17
4-13	MW Record	7-11
.359	Field Goal Pct.	.403
.285	3-PT FG Pct.	.340
.641	Free Throw Pct.	.696
.437	Opp. FG Pct.	.403
.312	Opp. 3-PT FG Pct.	.329
+0.4	Turnover Margin	-2.3
37.6	Rebound Avg.	37.3
-1.4	Rebound Margin	+1.2
60.3	Points/Game	64.7
67.2	Pts. Allowed/Game	67.8

#### Air Force (35-10)

Record at SDSU	17-4
Record at AF	16-6
Record at Neutral	2-0
Most Points SDSU	89, 1997
Most Points AF	79, 2002
Largest Margin SDSU	51, 2009
Largest Margin AF	29, 2006
Longest SDSU Win Streak	12
Longest AF Win Streak	2
Current Streak	AF 1
1-11-97	H. W. 70-41
2-6-97	A. W. 89-57
2-7-98	A. W. 78-54
2-26-98	H. W. 68-59
1-22-00	A. L. 72-77
2-19-00	H. W. 70-38
1-18-01	A. W. 50-49
2-17-01	H. W. 57-30
1-26-02	H. W. 58-50
2-21-02	A. W. 83-79
2-1-03	A. W. 73-55
2-27-03	H. W. 69-57
1-31-04	A. W. 51-46
2-26-04	H. W. 52-50
1-27-05	H. L. 44-48
2-26-05	A. W. 77-61
1-7-06 (ot)	H. L. 59-63
2-8-06	A. L. 45-74
1-14-07	H. W. 60-51
2-15-07	A. L. 52-60
2-6-08	A. W. 62-45
3-8-08	H. W. 64-34
1-7-09	H. W. 79-28
2-7-09	A. W. 55-37
2-3-10	A. W. 68-48
3-6-10	H. W. 87-52
1-19-11	A. L. 58-61
2-19-11	H. W. 68-50
1-21-12	A. W. 75-62
2-18-12	H. W. 59-46
3-9-12	N. W. 68-58
2-2-13	H. W. 68-46
3-6-13	A. W. 73-55
1-11-14	H. W. 72-39
2-15-14	A. W. 77-66
3-10-14	N. W. 63-56
12-31-14	A. W. 74-65
1-21-15	H. W. 70-47
2-13-16	A. W. 69-66
1-25-17	H. L. 59-62
2-28-17	A. W. 64-51
2-3-18	A. L. 51-61
2-17-18	H. L. 48-56
1-12-19	H. W. 70-61
1-30-19	A. L. 65-77

- Najé Murray scored 21 points vs. Nevada on Thursday, her fifth 20-point game of the year. The sophomore sharpshooter has now scored 10 or more points in 23 of the Aztecs' 29 games.
- Sophia Ramos has led the Aztecs in assists in 23 games and has scored 10 or more points in 24 of SDSU's 29 games.
- Zayn Dornstauder tied a career-high with 11 rebounds. She was also 6-for-6 from the line.
- Tea Adams has made four three-pointers in the last three games. Her only four makes on the year.
- Nevada's Terae Briggs scored 28 points on 11-for-16 shooting. Her 11 field goals tied for the most a player has scored against the Aztecs this season (Brittany Thomas, California Baptist, 11-23-19).

#### Scouting the Falcons

- Air Force is 8-21 overall and 4-13 in conference play (10th place).
- They have lost nine games in a row.
- They are 1-14 away from Clune Arena.
- The Falcons are first in the conference in free throws attempted and second in free throws made but last in free throw percentage (.641). SDSU is first in makes and second in attempts.
- Air Force is last in field goal percentage (.359), three-point percentage (.285) and field goal percentage defense (.437).
- Air Force has four players averaging between 9.3 and 13.3 points per game. Kaelin Immel leads the team with 13.3 ppg.
- Head Coach Chris Gobrecht is in her fourth year at Air Force and her 39th year overall. She has been a head coach since 1979 and has previous stops at Cal State Fullerton (1979-85), Washington (1985-96), Florida State (1996-97), USC (1997-2005), and Yale (2005-15).

#### All-Time Series vs. Falcons

- The Aztecs lead the all-time series 35-10.
- SDSU split the regular season series with Air Force with the home team winning both times. The Aztecs won 70-61 (Jan. 12) in San Diego and the Falcons won 77-65 (Jan. 30) in Colorado Springs.
- SDSU is 2-0 against the Falcons in the MW Tournament, earning wins in 2012 (68-58) and 2014 (63-56).
- The Falcons won both meetings last year, which was the first time they had done that since the 2005-06 season.
- SDSU has won 14 of the past 18 and 20 of the last 25 meetings with Air Force.
- They first met January 11, 1997, a 70-41 SDSU win.

#### Climbing the Charts

- Sophomore Najé Murray is third in the SDSU record books for most three-pointers made and attempted in a single season. She is six threes away from breaking the school record of 77 held by Jamey Cox and Courtney Clements. Murray averages 2.5 made three-pointers a game.
- Murray leads the conference in three-pointers made and made threes per game. She is second in attempts and fifth in percentage (.346).

#### Fab Frosh

##### Mallory Adams

- Mallory Adams has scored 10 or more points in 11 of her last 14 games, averaging 13.8 points over that span.
- Adams is averaging 8.9 rebounds per game, the most for an Aztec since Mary Apiafi in the 1999-2000 season (9.1).
- She has 10 or more rebounds in 14 games this season and in ten of the Aztecs' 18 MW games.
- Adams is the only true freshman in the nation to average at least 12.5 points and 9.5 rebounds per game in conference play.

## NAJÉ CLIMBING THE RANKS

#### SINGLE SEASON THREE-POINTERS MADE

1. Courtney Clements	77 (2013)
Jamey Cox	77 (2003)
<b>3. Najé Murray</b>	<b>72 (2019)</b>
4. Jamey Cox	69 (2000)
5. Lexy Thorderson	66 (2017)
6. Carmelia Bloodsaw	65 (1991)
7. Courtney Clements	63 (2012)
Courtney Fritz	63 (2004)
9. Falisha Wright	62 (1994)
Kymberly Ellison	61 (2017)

#### SINGLE SEASON THREE-POINT ATTEMPTS

1. Jamey Cox	237 (2003)
2. Carmelia Bloodsaw	212 (1991)
<b>3. Najé Murray</b>	<b>208 (2019)</b>
4. Courtney Clements	203 (2013)
5. Lexy Thorderson	192 (2017)
6. Courtney Clements	185 (2012)
7. Kymberly Ellison	177 (2017)
8. Jamey Cox	174 (2000)
9. Jené Morris	171 (2010)
10. Courtney Fritz	170 (2004)

#### CAREER THREE-POINTERS MADE

1. Jamey Cox	249 (2000-03)
2. Falisha Wright	206 (1992-95)
3. Courtney Clements	182 (2011-13)
4. Jené Morris	154 (2008-10)
5. Lexy Thorderson	152 (2015-18)
<b>6. Najé Murray</b>	<b>125 (2018-19)</b>
7. Geena Gomez	115 (2016-18)
8. Quenese Davis	100 (2007-10)
9. Coco Davis	98 (2008-11)
10. Ahjalee Harvey	89 (2011-16)

#### CAREER THREE-POINT ATTEMPTS

1. Jamey Cox	733 (2000-03)
2. Falisha Wright	539 (1992-95)
3. Courtney Clements	514 (2011-13)
4. Jené Morris	455 (2008-10)
5. Lexy Thorderson	446 (2015-18)
<b>6. Najé Murray</b>	<b>365 (2018-19)</b>
7. Coco Davis	337 (2008-11)
8. Geena Gomez	319 (2016-18)
Ahjalee Harvey	319 (2011-16)
10. Quenese Davis	306 (2007-10)

## MOUNTAIN WEST STANDINGS

As of March 7

	MW	Overall
Boise State	16-2	25-4
New Mexico	14-4	24-5
Wyoming	13-5	20-7
Fresno State	11-7	18-11
UNLV	10-8	12-17
Utah State	10-8	15-14
<b>San Diego State</b>	7-11	12-17
Nevada	7-11	11-18
Air Force	4-14	8-21
San José State	5-13	6-23
Colorado State	2-16	8-21

## AZTECS VS. THE MOUNTAIN WEST

Air Force	35	10
Boise State	8	8
Colorado State	28	29
Fresno State	27	21
Nevada	11	11
New Mexico	29	34
San José State	23	9
UNLV	28	31
Utah State	7	6
Wyoming	28	29
<b>Total</b>	<b>224</b>	<b>187</b>

## AZTECS TOP 100 IN THE NATION

As of March 7

Category	Value	Rank
3-point FG%	.340	67
Free Throws Made	390	71
Free Throws Attempted	560	77

Individual		Value	Rank
Category	Player		
3-pt FG Atts	Najé Murray	208	56
3-pt FGs/Game	Najé Murray	2.5	64
3-pt FGs	Najé Murray	72	65
Rebounds	Mallory Adams	257	68
Assists	Sophia Ramos	134	69
FT Attempts	Mallory Adams	149	73
Assists/Game	Sophia Ramos	4.6	75
Rebounds/Game	Mallory Adams	8.9	77
FTs Made	Mallory Adams	104	98

- She leads the Mountain West in rebounding for freshmen and is tied for second overall.

- She is in the top six in the nation in free throws made and attempted per game among true freshmen.

- Adams has led the Aztecs in rebounding in 20 of their 29 games.

- Earlier this season, Adams became the first Aztec to have three consecutive double-doubles since Paris Johnson had four straight in the 2008-09 season.

- Adams averaged a double-double at the SDSU Thanksgiving Classic and was named to the All-Tournament Team.

### Sophia Ramos

- Sophia Ramos leads the Aztecs in scoring with 13.7 points per game, this is the best among freshmen in the MW.

- Ramos is the only true freshman in the nation averaging at least 13.5 points, 4.5 rebounds and 4.5 assists per game.

- She leads all freshmen in the Mountain West in scoring, assists, field goal percentage and minutes.

- She is sixth in the conference with an .797 free throw percentage.

- Ramos has scored in double-digits in 24 of their 29 games.

- Ramos has led the Aztecs in assists in 23 of their 29 games.

- Sophia Ramos scored a career-high 28 points at CSUN (12-9-18) with seven three-pointers including six in the fourth quarter.

- Her 28 points and 10 made field goals in that game were the most by an Aztec this season.

- Her seven three-pointers tie her for the second most in school history and her she became the first Aztec to hit six three-pointers in a quarter

- Despite being 5'9", she is second on the team in rebounds (4.6 per game). She had a career-high 10 vs. Arizona (12-2-18).

### Earning it at the Line

- The Aztecs lead the conference in made free throws and are second in attempts.

- In conference play, Sophia Ramos is shooting 81.3 percent from the line, sixth best in the league.

- Mallory Adams is first in the conference in free throws attempted and second in made free throw and is in the top six in the nation in free throws made and attempted per game among true freshmen.

### Master Thief

- Najé Murray is second in the conference with 2.0 steals per game.

- Murray has led the team or tied for the team lead in steals in 19 of their 29 games.

### Youth Movement

- The Aztecs' most common starting five consists of two freshmen, two sophomores and one junior.

- The freshmen duo of Sophia Ramos and Mallory Adams earned the starting nod in the season opener, marking the first time two freshmen started the season opener for the Aztecs since 2003 (Michelle Elliott and Courtney Fritz).

### Aztecs Ink Isabela

- Head Coach Stacie Terry and her staff announced the signing of Isabela Hernandez to a letter of intent in November.

- Hernandez helped her team make the Washington 1A state tournament championship game for the second consecutive year.

- In her senior year, Hernandez displayed her versatility averaging 13.9 points, 7.4 rebounds, 2.3 assists, 1.3 steals and 1.0 blocks per game.

- Hernandez was named to the state all-tournament first team.

## SDSU RECORD WHEN...

Playing at home	8-7
Playing on the road	4-10
Playing a night game (5 p.m. or later)	6-8
Playing a day game	6-9
Leading at halftime	8-3
Trailing at halftime	2-14
Tied at halftime	2-0
Leading with 5:00 left in regulation	12-1
Trailing with 5:00 left in regulation	0-16
Tied with 5:00 left	0-0
In overtime	0-0
Scoring less than 50 points	0-3
Scoring between 50-59 points	4-3
Scoring between 60-69 points	3-7
Scoring between 70-79 points	2-3
Scoring between 80-89 points	3-1
Scoring 90 or more points	0-0
Opponent scores less than 50 points	2-0
Opponent scores 50-59 points	4-1
Opponent scores 60-69 points	4-5
Opponent scores 70-79 points	2-6
Opponent scores 80-89 points	0-4
Opponent scores 90 or more points	0-1
FG% .500 or above	3-1
FG% .400-.499	5-6
FG% under .400	4-10
Opponent FG% .500 or above	0-2
Opponent FG% .400-.499	1-13
Opponent FG% under .400	11-2
Better shooting %	10-5
Worse shooting %	2-12
More FT attempts	10-8
Fewer FT attempts	2-6
Same FT attempts	0-3
More FTs made	8-9
Fewer FTs made	3-7
Same FTs made	1-1
More rebounds	9-7
Fewer rebounds	2-9
Same rebounds	1-1
More turnovers	6-10
Fewer turnovers	3-5
Same turnovers	3-2
More assists	4-4
Fewer assists	6-13
Same assists	2-0
More steals	5-6
Fewer steals	5-8
Same steals	2-2
Have 20+ point scorer	5-5
Don't have 20+ point scorer	7-12
Have 0-1 players with 10+ points	0-2
Have 2 players with 10+ points	2-2
Have 3 players with 10+ points	6-7
Have 4 or more players with 10+ points	4-6

### SDSU STREAKS

Last 5 games	2-3
Last 10 games	5-5
Longest winning streak	4
Longest losing streak	5
Current streak	Won 2



## SAN DIEGO STATE STREAKS

### Most Consecutive Starts\*

	Consecutive	Total
Mallory Adams	29	29
Sophia Ramos	27	28
Téa Adams	18	26
Najé Murray	3	44
Arantxa Gómez Ferrer	1	33
Baylee Vanderdoes	0	28
Zayn Dornstauder	0	14
Monique Terry	0	11
Kennedi Villa	0	2
Naomi Ekwedike	0	1

### Most Consecutive Games\*

	Consecutive	Total
Baylee Vanderdoes	70	82
Najé Murray	59	59
Arantxa Gómez Ferrer	50	103
Monique Terry	29	67
Kennedi Villa	29	32
Mallory Adams	29	29
Sophia Ramos	29	29
Zayn Dornstauder	29	29
Loli Gomez	28	35
Téa Adams	18	56
Naomi Ekwedike	0	31
Jayden Perez	0	15
Kiara Edwards	0	9
Monica Merkovsky	0	2

### Most Consecutive Games With A Point^

	Consecutive	Total
Najé Murray	42	56
Mallory Adams	29	29
Sophia Ramos	29	29
Téa Adams	12	50
Zayn Dornstauder	7	28
Monique Terry	4	36
Naomi Ekwedike	2	16
Baylee Vanderdoes	3	63
Kiara Edwards	1	5
Arantxa Gómez Ferrer	0	63
Kennedi Villa	0	12
Loli Gomez	0	9
Jayden Perez	0	6

\*SDSU totals only

^must have played in the game

- Earlier this year, she hit seven three-pointers in a game and scored 25 points.
- Hernandez, a four-star recruit according to Prospects Nation, helped Lynden Christian High School (Bellingham, Wash.) to a perfect 29-0 record and state championship in the 2017-18 season.
- A 6'2" wing, Hernandez averaged 13 points per game in her junior year along with 5.3 rebounds. She knocked down 50 percent of her shots from the field and was 88 percent from the free-throw line.
- Hernandez was an all-state selection as a junior and earned all-league and all-county recognition as both a sophomore and as a junior. She was heavily recruited and received offers from Gonzaga, Colorado, Washington State and Colorado State among others.

### 2018-19 Media Information

All media requests for interviews with the coaching staff or student-athletes should be directed to Ben Pearson at [ben.pearson@sdsu.edu](mailto:ben.pearson@sdsu.edu). Please submit your requests with a minimum of 24 hours notice. During the season, head coach Stacie Terry and the players are generally available to meet with the media following each workout, as requested.

There will be no interviews on game days until postgame. All workouts will take place at the Jeff Jacobs JAM Center with a few exceptions. Media wishing to attend practice should contact the Aztec media relations department at least one day in advance.

Media desiring to cover Aztec practices on campus can park in Parking Structure 7 and obtain a special parking permit from the SDSU athletic media relations office. Media parking via permit only will be provided for all home games in PS12, adjacent to Viejas Arena.

**PERSONNEL SUMMARY****Returning Starters (1):**

Arantxa Gómez Ferrer, Sr., F (2.3 ppg, 2.3 rpg, .617 FG %)

**Starters Lost (4):**

McKynzie Fort, Sr., G (16.4 ppg, 5.9 rpg, 3.3 apg)

Geena Gomez, Sr., G (11.0 ppg, 3.9 apg, 56 3-pt FGs)

Khalia Lark, Sr., G/F (25.7 mpg, 6.5 ppg, 5.2 rpg)

Lexy Thorderson, Sr., G (7.7 ppg, 2.5 rpg, .407 3-point FG %)

**Other Players Lost (1):**

Allison Brown, G (8 gms)

**Other Letterwinners Returning (4):**

Téa Adams, So., G (16.6 mpg, 4.6 ppg, 1.8 rpg, 1.6 apg)

Naomi Ekwedike RS-So., C (22 gms, 2.2 ppg, 2.5 rpg, 52.3 FG %)

Najé Murray, So., G (9.3 ppg, 3.5 rpg, 53 3-pt FGs)

Baylee Vanderdoes, Jr., F (16.7 mpg, 3.3 ppg, 3.8 rpg, 0.7 bpg)

**Other Players Returning (4):**

Kiara Edwards, So., F (9 gms)

Loli Gomez, Sr., G (8 gms)

Monique Terry, Jr., F (10 gms)

Kennedi Villa, So., G (3 gms)

**Newcomers (6):**

Mallory Adams, Fr., G/F, 6-0, Frisco, Tex. (Lone Star HS)

Zayn Dornstauder, RS-Jr., C, 6-3, Regina, Saskatchewan (Ball State)

Taylor Kalmer\*, Sr., G, 5-8, Chandler, Ariz. (Oregon State)

Monica Merkovsky, Sr. F, 6-1 Torrance, Calif. (West Torrance HS)

Jayden Perez, Fr., G, 5-8, Las Cruces, N.M. (Onate HS)

Sophia Ramos, Fr., G, 5-9, San Antonio Texas (Incarnate Word)

\* Will redshirt in 2018-19

**ROSTER BREAKDOWN****By Class****Seniors (3):** A. Gómez Ferrer, L. Gomez, Kalmer; **Juniors****(3):** Dornstauder, Terry, Vanderdoes; **Sophomores (5):** T.Adams, Edwards, Ekwedike, Murray, Villa; **Freshmen (3):** M.

Adams, Perez, Ramos

**By State (5)/Country (5)****Arizona (2):** Edwards, Kalmer; **California (5):** L. Gomez,Merkovsky, Murray, Vanderdoes, Villa; **New Mexico (1):**Perez; **Texas (3):** M. Adams, Ramos, Terry; **Washington****(1):** T. Adams; **Canada (1):** Dornstauder; **Nigeria (1):**Ekwedike; **Spain (1):** A. Gómez Ferrer**By Position****Centers (2):** Dornstauder, Ekwedike; **Forwards (6):**

M. Adams, Edwards, A. Gómez Ferrer, Merkovsky, Terry,

Vanderdoes; **Guards (7):** T. Adams, L. Gomez, Kalmer,

Murray, Perez, Ramos, Villa

**By Height****6-6 (1):** Ekwedike; **6-3 (1):** Dornstauder; **6-2 (1):** Terry;**6-1 (3):** Edwards, Merkovsky, Vanderdoes; **6-0 (3):** M.Adams, A. Gómez Ferrer, Villa; **5-10 (1):** L. Gomez; **5-9 (2):**T. Adams, Ramos; **5-8 (2):** Kalmer, Perez; **5-6 (1):** Murray**2018-19 NUMERICAL ROSTER**

No.	Name	Pos.	Ht.	Yr.	Hometown (Previous School/High School)
0	Kennedi Villa	G	6-0	So.	Albany, Calif. (Saint Mary's HS)
2	Sophia Ramos	G	5-9	Fr.	San Antonio, Texas (Incarnate Word HS)
3	Mallory Adams	G/F	6-0	Fr.	Frisco, Texas (Lone Star HS)
4	Monique Terry	F	6-2	Jr.	San Antonio, Texas (Brennan HS)
5	Téa Adams	G	5-9	So.	Kirkland, Wash. (Juanita HS)
10	Najé Murray	G	5-6	So.	Stockton, Calif. (Saint Mary's HS)
11	Arantxa Gómez Ferrer	F	6-0	Sr.	Valencia, Spain (Parque Colegio Santa Ana HS)
15	Jayden Perez	G	5-8	Fr.	Las Cruces, N.M. (Onate HS)
22	Zayn Dornstauder	C	6-3	RS-Jr.	Regina, Saskatchewan, Canada (Ball State/Hamilton HS (Ariz.))
23	Loli Gomez	G	5-10	Sr.	Huntington Beach, Calif. (CSU San Bernardino/Edison HS)
24	Kiara Edwards	F	6-1	So.	Surprise, Ariz. (Valley Vista HS)
25	Taylor Kalmer*	G	5-8	Sr.	Chandler, Ariz. (Oregon State/Corona del Sol HS)
33	Monica Merkovsky	F	6-1	Sr.	Torrance, Calif. (West Torrance HS)
34	Baylee Vanderdoes	F	6-1	Jr.	Auburn, Calif. (Placer HS)
45	Naomi Ekwedike	C	6-6	RS-So.	Lagos, Nigeria (Potter's House Christian Academy (Fla.))

**2018-19 ALPHABETICAL ROSTER**

No.	Name	Pos.	Ht.	Yr.	Hometown (Previous School/High School)
3	Mallory Adams	G/F	6-0	Fr.	Frisco, Texas (Lone Star HS)
5	Téa Adams	G	5-9	So.	Kirkland, Wash. (Juanita HS)
22	Zayn Dornstauder	C	6-3	RS-Jr.	Regina, Saskatchewan, Canada (Ball State/Hamilton HS (Ariz.))
24	Kiara Edwards	F	6-1	So.	Surprise, Ariz. (Valley Vista HS)
45	Naomi Ekwedike	C	6-6	RS-So.	Lagos, Nigeria (Potter's House Christian Academy (Fla.))
23	Loli Gomez	G	5-10	Sr.	Huntington Beach, Calif. (CSU San Bernardino/Edison HS)
11	Arantxa Gómez Ferrer	F	6-0	Sr.	Valencia, Spain (Parque Colegio Santa Ana HS)
25	Taylor Kalmer*	G	5-8	Sr.	Chandler, Ariz. (Oregon State/Corona del Sol HS)
33	Monica Merkovsky	F	6-1	Sr.	Torrance, Calif. (West Torrance HS)
10	Najé Murray	G	5-6	So.	Stockton, Calif. (Saint Mary's HS)
15	Jayden Perez	G	5-8	Fr.	Las Cruces, N.M. (Onate HS)
2	Sophia Ramos	G	5-9	Fr.	San Antonio, Texas (Incarnate Word)
4	Monique Terry	F	6-2	Jr.	San Antonio, Texas (Brennan HS)
34	Baylee Vanderdoes	F	6-1	Jr.	Auburn, Calif. (Placer HS)
0	Kennedi Villa	G	6-0	So.	Albany, Calif. (Saint Mary's HS)

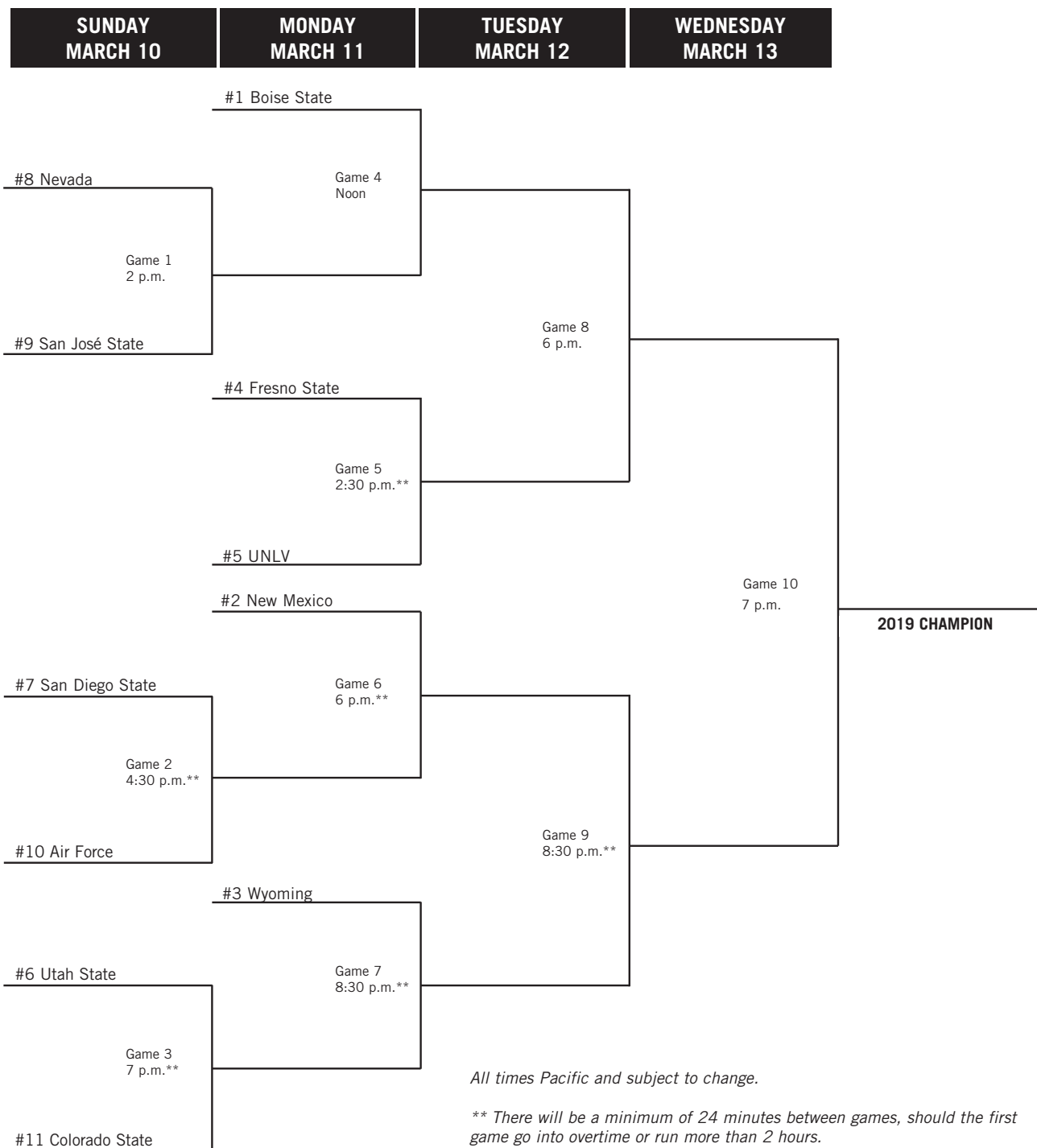
\* Will redshirt in 2018-19 season

**Head Coach:** Stacie Terry (UT Arlington, 1998), Sixth season at SDSU**Assistant Coach:** Kevin Morrison (Cal Poly Pomona, 1994), First season at SDSU**Assistant Coach:** Ciara Carl (Point Loma Nazarene, 2005), Sixth season at SDSU**Assistant Coach:** Nick Grant (Baylor, 2010), Fifth season at SDSU**Director of Operations:** Jon Silver (UCLA, 2009; LSU 2017), Third season at SDSU**Director of Player Development:** Mercedes Riggs (Duke, 2016), First season at SDSU**Graduate Assistant:** Sheila Boykin (LSU, 2015), First season at SDSU**Administrative Assistant:** Anne Shadle (Nebraska, 2006; Missouri, 2011, 2013), Third season at SDSU**2018-19 PRONUNCIATION GUIDE**

#5 Téa Adams	TAY-uh	#33 Monica Merkovsky	mer-KAUV-skee
#45 Naomi Ekwedike	nay-O-mee ECK-weh-DEE-kay	#10 Najé Murray	Nah-ZHAY
#22 Zayn Dornstauder	ZANE dorn-STOU-der	#34 Baylee Vanderdoes	VAN-der-doze
#11 Arantxa Gómez Ferrer	uh-RON-cha fur-AIR	#0 Kennedi Villa	VILL-uh
#23 Loli Gomez	LOW-lee	Ciara Carl	see-ARR-uh
#25 Taylor Kalmer	KELL-mer		

# 2019 AIR FORCE RESERVE MOUNTAIN WEST WOMEN'S BASKETBALL CHAMPIONSHIP

SUNDAY-WEDNESDAY, MARCH 10-13  
THOMAS & MACK CENTER



## MOUNTAIN WEST TOURNAMENT HISTORY

### ■ MOUNTAIN WEST (14-15)

**2000 (0-1)**

**Las Vegas, Nev. (Thomas & Mack Center), March 8**

Brigham Young 78, San Diego State 37

**2001 (0-1)**

**Las Vegas, Nev. (Thomas & Mack Center), March 7**

New Mexico 55, San Diego State 49

**2002 (0-1)**

**Las Vegas, Nev. (Thomas & Mack Center), March 6**

New Mexico 65, San Diego State 52

**2003 (0-1)**

**Las Vegas, Nev. (Thomas & Mack Center), March 12**

New Mexico 54, San Diego State 49

**2004 (0-1)**

**Denver, Colo. (Pepsi Center), March 10**

Utah 68, San Diego State 51

**2005 (0-1)**

**Denver, Colo. (Pepsi Center), March 9**

New Mexico 81, San Diego State 52

**2006 (0-1)**

**Denver, Colo. (Pepsi Center), March 7**

Colorado State 69, San Diego State 58

**2007 (0-1)**

**Las Vegas, Nev. (Thomas & Mack Center), March 7**

Wyoming 56, San Diego State 44

**2008 (2-1) MW Tournament**

**Runner-Up**

**Las Vegas, Nev. (Thomas & Mack Center), March 12-15**

San Diego State 66, Wyoming 54

San Diego State 69, TCU 67

New Mexico 62, San Diego State 59

**2009 (1-1) MW Tournament**

**Runner-Up**

**Las Vegas, Nev. (Thomas & Mack Center), March 13-14**

San Diego State 71, UNLV 63

Utah 63, San Diego State 58

**2010 (3-0) MW Tournament**

**Champions**

**Las Vegas, Nev. (Thomas & Mack Center), March 8-12**

San Diego State 60, Wyoming 51

San Diego State 77, Brigham Young 47

San Diego State 70, Utah 60 (OT)

**2011 (0-1)**

**Las Vegas, Nev. (Thomas & Mack Center), March 8-12**

New Mexico 65, San Diego State 57

**2012 (3-0) MW Tournament**

**Champions**

**Las Vegas, Nev. (Thomas & Mack Center), March 7-10**

San Diego State 68, Air Force 58

San Diego State 73, Wyoming 55

San Diego State 57, New Mexico 43

**2013 (2-1) MW Tournament**

**Runner-Up**

**Las Vegas, Nev. (Thomas & Mack Center), March 12-16**

San Diego State 67, Nevada 39

San Diego State 67, New Mexico 39

Fresno State 76, San Diego State 70

**2014 (1-1)**

**Las Vegas, Nev. (Thomas & Mack Center), March 10-15**

San Diego State 63, Air Force 56

Nevada 53, San Diego State 48

**2015 (1-1)**

**Las Vegas, Nev. (Thomas & Mack Center), March 9-14**

San Diego State 70, Nevada 48

New Mexico 57, San Diego State 56

**2016 (1-1)**

**Las Vegas, Nev. (Thomas & Mack Center), March 7-12**

San Diego State 62, Wyoming 44

Colorado State 53, San Diego State 41

**2017 (0-1)**

**Las Vegas, Nev. (Thomas & Mack Center), March 6-10**

San José State 76, San Diego State 58

**2018 (0-1)**

**Las Vegas, Nev. (Thomas & Mack Center), March 5-9**

Nevada 95, San Diego State 84 (OT)

### ■ MOUNTAIN WEST

#### TOURNAMENT RECORD VS:

Air Force	2-0
Boise State	0-0
Fresno State	0-1
Nevada	2-2
New Mexico	2-6
Colorado State	0-2
San José State	0-1
UNLV	1-0
Utah State	0-0
Wyoming	4-1

#### Former Mountain West Members

Brigham Young	1-1
TCU	1-0
Utah	1-2

### ■ INDIVIDUAL

#### Points

28, Jené Morris vs. Brigham Young, 3/12/10

27, Jené Morris vs. UNLV, 3/13/09

#### Field Goals

11, McKynzie Fort vs. Nevada, 3/5/18

10, Jené Morris vs. Brigham Young, 3/12/10

#### Field Goal Attempts

22, Jené Morris vs. Utah, 3/14/09

21, McKynzie Fort vs. Nevada, 3/5/18

21, Courtney Clements vs. Fresno St., 3/16/13

#### Field Goal Percentage (min 5 made)

.857 (6-7), Erimma Amariqwa vs. Nevada,

3/14/13

.750 (6-8), Cheyenne Greenhouse vs. Nevada,

3/5/18

#### 3-Point Field Goals

4, Danesha Long vs. Air Force, 3/10/14

4, Jené Morris vs. Wyoming, 3/12/08

4, Courtney Fritz vs. Utah, 3/10/04

4, Sophia Sledge vs. New Mexico, 3/6/02

#### 3-Point Field Goal Attempts

12, Michelle Strawberry vs. Colorado St., 3/7/06

11, Courtney Clements vs. Fresno St., 3/16/13

#### Free Throws

11, Jené Morris vs. UNLV, 3/13/09

9, Chelsea Hopkins vs. Air Force, 3/7/12

#### Free Throw Attempts

15, Jené Morris vs. UNLV, 3/13/09

11, Chelsea Hopkins vs. Air Force, 3/7/12

#### Free Throw Percentage (min 5 made)

1.000 (6-6), Cierra Warren vs. Nevada,

3/11/14

1.000 (6-6), Jené Morris vs. BYU, 3/12/10

1.000 (6-6), Allison Duffy vs. Wyoming,

3/12/08

#### Rebounds

15, Chelsea Hopkins vs. Fresno State, 3/16/13

14, Chelsea Hopkins vs. New Mexico, 3/15/13

#### Assists

14, Chelsea Hopkins vs. Nevada, 3/11/13

10, Chelsea Hopkins vs. Wyoming, 3/8/12

10, Quenese Davis vs. TCU, 3/14/08

#### Steals

6, Jené Morris vs. Brigham Young, 3/12/10

5, Quenese Davis vs. New Mexico, 3/15/08

#### Blocked Shots

7, Cierra Warren vs. Nevada, 3/11/14

7, Jessica Bradley vs. Wyoming, 3/10/10

7, Paris Johnson vs. UNLV, 3/13/09

### ■ TEAM

#### Points

84, vs. Nevada, 3/5/18

77, vs. Brigham Young, 3/12/10

#### Field Goals

33, vs. Nevada, 3/5/18

32, vs. Wyoming, 3/9/12

#### Field Goal Attempts

73, vs. Nevada, 3/5/18

72, vs. Fresno State, 3/16/13

#### Field Goal Percentage

.561 (32-57), vs. Wyoming, 3/9/12

.544 (30-55), vs. Utah, 3/13/10

#### 3-Point Field Goals

7, vs. New Mexico, 3/8/11

6, vs. Air Force, 3/9/14

6, vs. Fresno State, 3/16/13

6, vs. New Mexico, 3/15/08

6, vs. Utah, 3/10/04

#### 3-Point Field Goal Attempts

23, vs. Fresno State, 3/16/13

19, vs. Nevada, 3/5/18

19, vs. Air Force, 3/9/14

19, vs. Utah, 3/14/09

19, vs. Colorado State, 3/7/06

#### Free Throws

18, vs. Nevada, 3/10/14

18, vs. Brigham Young, 3/12/10

#### Free Throw Attempts

27, vs. New Mexico, 3/10/12

26, vs. Air Force, 3/7/12

#### Free Throw Percentage (min 5 made)

.900 (18-20), vs. Nevada, 3/10/14

#### Rebounds

48, vs. Fresno State, 3/16/13

45, vs. New Mexico, 3/10/12

#### Assists

21, vs. Brigham Young, 3/12/10

20, vs. Nevada, 3/5/18

20, vs. UNLV, 3/13/09

#### Steals

13, vs. Nevada, 3/9/15

13, vs. Brigham Young, 3/12/10

13, vs. TCU, 3/14/08

#### Blocked Shots

11, vs. Wyoming, 3/10/10

10, vs. Nevada, 3/10/14

10, vs. Fresno State, 3/16/13



CAREER HIGHS

**Points**  
5, vs. UCSB (12-21-18)

**Rebounds**  
4, Three times  
Last: at Fresno State (3-4-19)

**Assists**  
3, at San Diego (11-28-18)

**Steals**  
2, at Air Force (1-30-19)

**Blocks**  
3, vs. Fresno State (1-23-19)

**Field Goals**  
2, Three times  
Last: at San José State (3-2-19)

**Field Goal Attempts**  
3, Three times  
Last: at San José State (3-2-19)

**3-Point Field Goals**  
N/A

**3-Point Field Goal Attempts**  
N/A

**Free Throws**  
2, at CSUN (12-9-18)

**Free Throw Attempts**  
2, Multiple times  
Last: vs. San José State (2-2-19)

MISC. CAREER STATS

Double-figure scoring games: 0

Double-figure rebounding games: 0



# #0 KENNEDI VILLA

Sophomore  
6-0  
Guard  
Albany, Calif.  
Saint Mary's HS

**As a Freshman (2017-18 Season)**

Appeared in three games before suffering an injury ... Scored one point and dished out one assist in her collegiate debut vs. Presbyterian (11-10-17) ... Had two rebounds vs. Tulane (11-25-17) ... Played season-high six minutes vs. Hope International (12-10-17).

**At Saint Mary's High School**

A three-star recruit according to ESPN, earning a scouts grade of 88 at Saint Mary's High in Albany, Calif. ... Named to the *NorCal Sports TV* Girls West All-Star team her senior season alongside classmate Najé Murray ... Also named an *All-Bay Area News* Group honorable mention that year after pacing Saint Mary's with 1.9 assists per game while ranking second with 10.6 points and 2.7 steals per game ... Saint Mary's advanced to the 2017 CIF Division III Northern regional championship game, finishing the year 22-11 ... As a junior, averaged a team-best 11.3 points per game alongside 5.06 rebounds per game ... Averaged 8.4 points per game to rank second on the team as a sophomore, tacking on 5.3 rebounds per game with 70 total steals and 68 assists.

**Personal**

Kennedi Villa was born in Oakland, Calif. to Carrie and Joe Villa ... Has one brother, Joe Jr. ... Majoring in communications.

CAREER STATISTICS

Season	gp-gs		min/avg		Total		3-Point		F-Throws		Rebounds				Scoring			
	gp	gs	min	avg	fg-fga	pct	fg-fga	pct	ft-fta	pct	off	def	tot	avg	pts	avg		
2017-18	3	0	13	4.3	0-0	.000	0-0	.000	1-2	.500	0	3	3	1.0	1	0.3		
2018-19	29	2	320	11.0	11-32	.344	0-0	.000	5-13	.385	13	25	38	1.3	35	0.9		
TOTAL	32	2	333	10.4	11-32	.344	0-0	.000	6-15	.400	13	28	41	1.3	36	0.9		

CAREER HIGHS

Points  
28, at CSUN (12-9-18)

Rebounds  
10, vs. Arizona (12-2-18)

Assists  
9, vs. California Baptist (11-23-18)

Steals  
5, vs. California Baptist (11-23-18)

Blocks  
2, Three times  
Last: vs. Nevada (3-7-19)

Field Goals  
10, Twice  
Last: at CSUN (12-9-18)

Field Goal Attempts  
24, at CSUN (12-9-18)

3-Point Field Goals  
7, at CSUN (12-9-18)

3-Point Field Goal Attempts  
13, at CSUN (12-9-18)

Free Throws  
7, at Nevada (2-20-19)

Free Throw Attempts  
8, Twice  
Last: at Nevada (2-20-19)

MISC. CAREER STATS

Double-figure  
scoring games: 24

Double-figure  
rebounding games: 1

Double-Doubles: 1



# #2 SOPHIA RAMOS

Freshman  
5-9  
Guard  
San Antonio, Texas  
Incarnate Word HS

**At Incarnate Word High School**

A four-star recruit according to Prospects Nation ... She scored over 2,000 career points at Incarnate Word High School in San Antonio, where she was a four-time Texas Association of Private and Parochial Schools (TAPPS) All-State and All-District first-team pick ... Two-time *Express News* Super Team member ... Four-time *Express News* All-Area Private Schools MVP ... As a senior averaged 22.4 points, 6.2 rebounds, 4.1 assists and 3.7 steals and was named to the TAPPS 6A state all-tournament team ... As a junior, averaged 16.6 points, 8.2 rebounds, 4.2 assists and 2.9 steals per game, leading Incarnate Word to a 27-6 record ... Ramos played AAU for SA Finest and coach Ray Caldwell. The team won the Super 64 National Championship with a buzzer-beater in 2017.

**Personal**

Born in San Antonio to Nicola and Gavino Ramos ... Enjoys swimming, traveling and playing tennis ... Plans to major in kinesiology with hopes of having a career in physical therapy or coaching.

CAREER STATISTICS

Season	gp-gs	min/avg	Total		3-Point		F-Throws		Rebounds				Scoring							
			fg-fga	pct	fg-fga	pct	ft-fta	pct	off	def	tot	avg	pf	fo	ast	to	blk	stl	pts	avg
2018-19	29-28	976/33.7	148-330	.448	37-105	.352	63-79	.797	19	112	131	4.5	48	0	134	109	13	38	396	13.7
TOTAL	29-28	976/33.7	148-330	.448	37-105	.352	63-79	.797	19	112	131	4.5	48	0	134	109	13	38	396	13.7

CAREER HIGHS

Points  
20, vs. Boise State (1-5-19)

Rebounds  
15, at San José State (3-2-19)

Assists  
3, vs. New Mexico (2-6-19)

Steals  
3, vs Incarnate Word (11-18-18)

Blocks  
2, at San Diego (11-28-18)

Field Goals  
8, vs. UCSB (12-21-18)

Field Goal Attempts  
16, Twice  
Last: at San José State (3-2-19)

3-Point Field Goals  
3, vs. San José State (2-2-19)

3-Point Field Goal Attempts  
6, vs. San José State (2-2-19)

Free Throws  
11, vs. California Baptist (11-23-18)

Free Throw Attempts  
15, vs. California Baptist (11-23-18)

MISC. CAREER STATS

Double-figure  
scoring games: 18

Double-figure  
rebounding games: 14

Double-Doubles: 9



# #3 MALLORY ADAMS

Freshman  
6-0  
Guard/Forward  
Frisco, Texas  
Lone Star HS

**High School**

A four-star recruit according to Prospects Nation, she earned an *ESPN* scout's grade of 90 as the 14th-ranked wing in her class ... Scored over 2,000 points in high school and was named the Dallas-Fort Worth High School Player of the Year ... Averaged 22.8 points and 10.3 rebounds per game in her senior year, leading Lone Star High School to a 34-5 overall record and a perfect 14-0 in the district ... As a junior, she garnered Texas Association of Basketball Coaches (TABC) and Texas Girls Coaches Association (TGCA) all-state and all-region honors and was the District 13-5A Offensive MVP after averaging 18.9 points and 9.0 rebounds en route to Lone Star's district championship ... She attended Centennial High School her first two years where she was the District 9-5A MVP and a TGCA all-state and TABC all-region honoree ... As a freshman, she was named the 2015 District 9-5A Newcomer of the Year after averaging 18 points and 10 boards per game ... Adams played AAU for Cy-Fair EYB L... She piqued interest from a number of schools, including SMU, Kansas, Alabama, Tulsa, Houston, New Mexico, Rutgers and New Mexico State among others ... Was a member of the National Honor Society.

**Personal**

Born in Bryant, Ark. ... Parents are Michelle and Gary Adams ... Adams' older sister, McKenzie, was a guard on SMU's women's basketball team ... Her father, Gary, played four years of football at Arkansas and her mother, Michelle, played volleyball at Missouri Southern State ... Her favorite athletes are Kobe Bryant and Skylar Diggins ... Enjoys watching movies, swimming and going to the beach.

CAREER STATISTICS

Season	gp-gs	min/avg	Total		3-Point		F-Throws		Rebounds							Scoring				
			fg-fga	pct	fg-fga	pct	ft-fta	pct	off	def	tot	avg	pf	fo	ast	to	blk	stl	pts	avg
2018-19	29-29	914/31.5	113-294	.384	19-62	.306	104-149	.698	94	163	257	8.9	54	0	28	41	10	17	349	12.0
TOTAL	29-29	914/31.5	113-294	.384	19-62	.306	104-149	.698	94	163	257	8.9	54	0	28	41	10	17	349	12.0

CAREER HIGHS

Points  
12, vs Incarnate Word (11-18-18)

Rebounds  
5, at Cal State Fullerton (12-22-16)

Assists  
3, vs. Fresno State (1-23-19)

Steals  
2, vs. Biola (12-28-16)

Blocks  
2, vs. Hope Int'l (12-10-17)

Field Goals  
5, vs Incarnate Word (11-18-18)

Field Goal Attempts  
10, at New Mexico (12-31-16)

3-Point Field Goals  
2, vs Incarnate Word (11-18-18)

3-Point Field Goal Attempts  
2, Three times  
Last: vs. Nevada (3-7-19)

Free Throws  
3, vs. Air Force (1-12-19)

Free Throw Attempts  
4, Twice  
Last: vs. Air Force (1-12-19)

MISC. CAREER STATS

Double-figure scoring games: 1

Double-figure rebounding games: 0



# #4 MONIQUE TERRY

Junior

6-2

Forward

San Antonio, Texas

Brennan HS

**2017-18 Mountain West All-Academic Team**

**As a Sophomore (2017-18)**

Limited to 10 games due to injury... Scored in four games, totaling 10 points on 4-for-5 shooting ... Had season-highs in points (4) and rebounds (3) at Arizona (12-3-17) ... Had career-high two blocks vs. Hope International (12-10-17).

**As a Freshman (2016-17)**

Appeared in 28 of the Aztecs' 30 games, making 10 starts ... Started 10 of 11 games between Nov. 27 and Jan. 14, including four of five to open conference play ... Second among freshmen in scoring (2.7/gm), rebounding (2.0/gm), assists (0.1/gm) and steals (0.25/gm) ... Best offensive output came in a win against Biola (12-28-16), shooting 4-for-6 for eight points and grabbing three offensive boards in a season-high 23 minutes ... Pulled down a season-best five rebounds in the game prior at Cal State Fullerton (12-22-16) ... Dished out two of three assists on the year in the final game of the Seton Hall Thanksgiving Classic, a win over Central Connecticut (11-27-16) ... Logged double-digit minutes in 19 games, playing 20-or-more minutes in four straight games from Dec. 28 to Jan. 7 ... Named to the MW all-academic team and earned SDSU scholar-athlete distinction.

**At Brennan High School**

Graduated from Brennan High School in her hometown of San Antonio, Texas ... A McDonald's All-American nominee who helped her squad to a pair of appearances in the University Interscholastic League (UIL) 4A state tournament ... Was the lone player in District 27-6A to average a double-double during her junior campaign, posting 10.3 points and 10.4 rebounds per game while leading the district with a .540 field-goal percentage ... Was named the District 27-6A defensive player of the year and garnered all-region accolades ... Also served as team captain and landed on the Northside Independent School District's (NISD) all-tournament team ... Earned a scouts grade of 89 and was rated a three-star recruit by *ESPNW* ... Drew interest on the recruiting trail from Utah State, Houston, Tulsa, Western Kentucky, Arkansas State and Denver ... Received District 6A all-academic distinction and was a three-year National Honor Society member.

**Personal**

Born in Odessa, Texas ... Parents are Steven and Elizabeth Terry ... Enjoys reading, shopping and traveling in her spare time ... Lists New York Knicks center Joakim Noah, Green Bay Packers linebacker Clay Matthews and three-time Naismith Women's College Player of the Year Breanna Stewart as her favorite athletes ... Majoring in geological sciences at SDSU.

CAREER STATISTICS

Season	gp-gs		Total		3-Point		F-Throws		Rebounds				Scoring												
	gp	gs	min	avg	fg	fga	pct	fg	fga	pct	ft	fta	pct	off	def	tot	avg	pf	fo	ast	to	blk	stl	pts	avg
2016-17	28	10	344	12.3	33	62	.532	0	3	.000	10	19	.526	19	38	57	2.0	38	0	3	16	3	7	76	2.7
2017-18	10	0	62	6.2	4	5	.800	0	0	.000	2	2	1.000	6	7	13	1.3	9	0	0	3	2	1	10	1.0
2018-19	29	1	289	10.0	20	50	.400	6	13	.462	7	10	.700	18	22	40	1.4	21	0	13	15	2	9	53	1.8
TOTAL	67	11	695	10.4	57	117	.487	6	16	.375	19	31	.613	43	67	110	1.6	68	0	16	34	7	17	139	2.1

CAREER HIGHS

Points  
21, at Cal State Fullerton (11-15-18)

Rebounds  
8, vs. Hope International (12-10-17)

Assists  
7, vs. Hope International (12-10-17)

Steals  
5, vs. New Mexico (2-6-19)

Blocks  
2, at San José State (1-10-18)

Field Goals  
9, vs. Hope International (12-10-17)

Field Goal Attempts  
15, at Cal State Fullerton (11-15-18)

3-Point Field Goals  
2, Twice  
Last: at Fresno State (3-4-19)=

3-Point Field Goal Attempts  
4, Three times  
Last: vs. Santa Clara (12-14-17)


Free Throws  
7, at Cal State Fullerton (11-15-18)

Free Throw Attempts  
8, vs. California Baptist (11-23-18)

MISC. CAREER STATS

Double-figure scoring games: 18

Double-figure rebounding games: 0



# #5 TÉA ADAMS

Sophomore  
5-9  
Guard  
Kirkland, Wash.  
Juanita HS

**2017-18 Mountain West All-Academic Team**

**As a Freshman (2017-18)**

Appeared in 29 games off the bench during her freshman campaign, averaging 16.6 minutes per game ... Averaged 4.6 points, 1.8 rebounds and 1.6 assists per game ... Had her best game of the season against Hope International (12-10-17) with season-highs in points (20 on 9-for-13 shooting), rebounds (8), assists (7) and steals (4) in just 22 minutes ... Had 10 points against Fresno State (2-7-18) on 4-for-8 shooting ... Had seven points and five assists against New Mexico (1-20-18) ... Was third on team in assists (47) and fourth in steals (22) ... Played at least 13 minutes in all but three games ... Named SDSU scholar-athlete and to the Mountain West All-Academic Team.

**At Juanita High School**

A three-star recruit ranked No. 22 among point guards in her class according to ESPN with a 90 scouts grade ... Finished her four-year career at Juanita High as the program's all-time leading scorer with 1,835 career points, leading the team in scoring each season ... As a senior, was a first-team All-3A/2A KingCo Conference honoree, her fourth consecutive all-conference honor, and was a *Seattle Times* Class 3A first team pick following career-high tallies in points (22.5), assists (3.3), rebounds (4.1) and steals (4.7) ... A 2016 All-USA Western Washington Preseason Girls Basketball Team honorable mention and KingCo 3A/2A First Team pick after recording 20.0 points per game ... Named to the 2015 All-USA Western Washington Preseason Girls Basketball first team and captured KingCo 2A/3A Co-MVP and Defensive Player of the Year accolades as a sophomore ... Collected All-KingCo 2A/3A first-team honors her freshman year.

**Personal**

Téa Adams was born in Kirkland, Wash., to Erika and Sam Adams ... Sam was a three-year starter on Texas A&M's football team and a member of the Aggies' track team, getting inducted into the school's Hall of Fame in 2001 ... Sam, a three-time Pro Bowl defensive tackle, was a first-round pick of the Seattle Seahawks in 1994, for whom he played six seasons, and also played for Baltimore, Oakland, Buffalo, Cincinnati and Denver, winning two AFC Championships and Super Bowl XXXV with the Ravens ... Adams has two brothers, Terin and Sam ... Majoring in business.

CAREER STATISTICS

Season	gp-gs		Total		3-Point		F-Throws		Rebounds				Scoring							
	min	avg	fg-fga	pct	fg-fga	pct	ft-fta	pct	off	def	tot	avg	pf	fo	ast	to	blk	stl	pts	avg
2017-18	29-0	482/16.6	51-182	.280	6-45	.133	26-39	.667	7	46	53	1.8	48	1	47	41	4	22	134	4.6
2018-19	26-26	694/26.7	99-254	.390	4-9	.444	57-94	.606	16	72	88	3.4	55	1	50	53	6	38	259	10.0
TOTAL	55-26	1176/21.4	150-436	.344	10-54	.185	83-133	.624	23	118	141	2.6	103	2	97	94	10	60	393	7.1



CAREER HIGHS

Points  
29, vs. New Mexico (1-20-18)

Rebounds  
9, at UC Irvine (12-7-18)

Assists  
9, vs. San José State (2-2-19)

Steals  
6, at San Diego (11-28-18)

Blocks  
2, at Cal State Fullerton (11-15-18)

Field Goals  
11, vs. New Mexico (1-20-18)

Field Goal Attempts  
23, at New Mexico (1-16-19)

3-Point Field Goals  
7, vs. New Mexico (1-20-18)

3-Point Field Goal Attempts  
13, vs. New Mexico (1-20-18)

Free Throws  
8, at CSUN (12-9-18)

Free Throw Attempts  
8, at CSUN (12-9-18)

MISC. CAREER STATS

Double-figure scoring games: 38

Double-figure rebounding games: 0



# #10 NAJÉ MURRAY

Sophomore  
5-6  
Guard  
Stockton, Calif.  
Saint Mary's HS

**Mountain West All-Freshman Team (2017-18)**

**As a Freshman (2017-18)**

Named to the Mountain West All-Freshman Team ... Led all freshmen in the Mountain West with 1.8 three-point field-goals per game ... Was fourth in the MW in scoring among freshmen ... Appeared in all 30 games and made 16 starts ... Was third on the team in scoring (9.3) ... Second on the team in steals (30) and three-point field goals (53) ... Scored in double-digits in eight of her first 11 games ... Averaged 22.2 minutes per game and 25 per game in MW play ... Was 78.4 percent from the free-throw line (29-37)... Scored in double-digits 16 times ... Had seven three-pointers and scored 29 points against New Mexico (1-20-18). The seven three-pointers were tied for the second most in a game in Aztec history ... Had eight assists against San José State (2-24-18) ... Had eight rebounds at Nevada (3-2-18) ... Had back-to-back games with four steals against UNLV (2-17-18) and Air Force (2-21-18) ... Scored 14 points in her collegiate debut vs. Presbyterian (11-10-17).

**At Saint Mary's High School**

Ranked 30th among guards in her class, earned three stars and a 90 scouts grade by *ESPNW* as a three-year letterwinner at perennial national powerhouse Saint Mary's (Stockton, Calif.) under head coach Tom Gonsalves ... Reached the 1,000-career-point mark as a senior en route to a spot on the *NorCal Sports TV* Girls West All-Star roster alongside classmate Kennedy Villa ... As a junior, named to the Cal-Hi Sports All-State Underclass Junior First Team after averaging 12.9 points and 2.76 steals per game when the Rams were ranked No. 1 in the nation for part of the year ... Cal-Hi Sports All-State Underclass Sophomore First Team honoree with 9.1 points and 2.5 steals per game as Saint Mary's won the CIF Open Division state title ... All-Sac-Joaquin Section Tri-City Athletic League Second Team pick as a freshman after knocking down 8.2 points, 2.7 rebounds, 2.7 steals and 2.1 assists per game.

**Personal**

Najé Murray was born in Hayward, Calif. ... Parents are Douglas and Natalia Murray ... Has a younger brother named Nicolas ... Douglas played football at Hayward (now Cal State East Bay) ... Majoring in criminal justice and hopes to become a profiler in the FBI.

CAREER STATISTICS

Season	gp-gs		min/avg		Total		3-Point		F-Throws		Rebounds				Scoring										
	gp	gs	min	avg	fg-fga	pct	fg-fga	pct	ft-fa	pct	off	def	tot	avg	pf	fo	ast	to	blk	stl	pts	avg			
2017-18	30	16	667	22.2	99	279	.355	53	157	.338	29	37	.784	15	73	88	2.9	70	2	37	49	3	30	280	9.3
2018-19	29	28	984	33.9	134	368	.364	72	208	.346	50	63	.794	27	99	126	4.3	76	1	77	82	7	58	390	13.4
TOTAL	59	44	1651	28.0	233	647	.360	125	365	.342	79	100	.790	42	172	214	3.6	146	3	114	131	10	88	670	11.4

CAREER HIGHS

Points  
11, vs. San José State (2-24-18)

Rebounds  
6, Twice  
Last: vs. San José State (2-24-18)

Assists  
2, Multiple times  
Last: vs. Colorado State (2-13-19)

Steals  
2, Three times  
Last: vs. San José State (2-2-19)

Blocks  
2, Multiple times  
Last: vs. Boise State (1-5-19)

Field Goals  
5, vs. San José State (2-24-18)

Field Goal Attempts  
6, Twice  
Last: vs. San José State (2-24-18)

3-Point Field Goals  
1, at New Mexico (1-16-19)

3-Point Field Goal Attempts  
1, Three times  
Last: at New Mexico (1-16-19)

Free Throws  
4, at Utah State (2-9-19)

Free Throw Attempts  
4, Multiple times  
Last: at Utah State (2-9-19)

MISC. CAREER STATS

Double-figure scoring games: 1

Double-figure rebounding games: 0



# #11 ARANTXA GÓMEZ FERRER

Senior

6-0

Forward

Valencia, Spain

Parque Colegio Santa Ana High School / Ros Casares Valencia Club

**Malik Award Winner (Fall 2017) | Three-time MW Scholar-Athlete (2016-18) | Three-time MW All-Academic Team (2015-18)**

**As a Junior (2017-18)**

Appeared in 28 games while making 20 starts ... Averaged career-highs in points (2.3), rebounds (2.3) and minutes per game (13.8) ... Shot 61.7 percent from the floor (29-for-47) on the season and 63.6 percent (21-for-33) in conference play ... Second on the team with 11 blocks ... Posted career-high in points (11 on 5-for-6 shooting) and rebounds (6) against San José State (2-24-18) ... Had four games with two blocks ... Received Malik Award for having 4.0 GPA in the 2017 fall semester ... A Mountain West and SDSU scholar-athlete who also earned a MW All-Academic Team distinction.

**As a Sophomore (2016-17)**

Played in 28 games, starting the final seven contests of the year ... Logged 20 or more minutes in four games, including a season-high 25 against UC Santa Barbara (12-11-16), while averaging 11.5 minutes per game ... Tied for the team lead with nine blocks, getting two in three games ... Posted 49 points and 61 rebounds with six assists and four steals ... Recorded a season-best six points in a win against Utah State (2-15-17) ... Grabbed five rebounds three times for a season high ... Dished out a pair of assists in a home victory vs. Boise State (1-7-17) ... Posted five points each in wins against Nevada (1-4-17) and at Cal State Fullerton (12-22-16) ... Notched two-or-more points in seven consecutive games to end conference play ... A Mountain West and SDSU scholar-athlete who also earned MW all-academic team distinction.

**As a Freshman (2015-16)**

Appeared in 18 games as a reserve during her freshman campaign before suffering a season-ending knee injury at Air Force (2-13-16) ... Finished with a combined 10 points, 16 rebounds and four steals in 118 minutes of action ... Recorded her first collegiate basket in the season opener at Long Beach State (11-13-15) ... Grabbed a career-high three rebounds and came up with one steal in a season-high 15 minutes vs. UC Riverside (11-16-15) ... Also posted identical totals in the Aztecs' non-conference finale against San Diego Christian (12-21-15) ... Received Mountain West scholar-athlete recognition and earned a spot on the league's all-academic team.

**Prior to SDSU**

Gained extensive experience as a six-year member off the Ros Casares Valencia club program in her home town of Valencia, Spain ... Team was Spanish U16 champions in 2012-13 ... Averaged 13.0 points, 9.0 rebounds and 3.0 assists, leading her squad to an undefeated regular season as a prep senior in 2014-15 ... Earned most valuable player honors after Ros Casares captured the Comunidad Valenciana U18 Regional Championships in April 2015 ... Was also named MVP at the MHL Tournament in Zaragoza, Spain, after club finished in first place ... Competed for Valencia BC at the Spanish club national championships in May, helping her team to a group title and a spot in the quarterfinals ... Averaged a double-double with 15.0 points and 10 rebounds

CAREER STATISTICS

Season	gp-gs	min/avg	Total		3-Point		F-Throws		Rebounds						Scoring					
			fg-fga	pct	fg-fga	pct	ft-fta	pct	off	def	tot	avg	pf	fo	ast	to	blk	stl	pts	avg
2015-16	18-0	118/6.6	5-12	.417	0-0	.000	0-12	.000	10	6	16	0.9	18	0	2	5	1	4	10	0.6
2016-17	28-7	322/11.5	18-34	.529	0-0	.000	13-27	.481	32	29	61	2.2	34	0	6	17	9	4	49	1.8
2017-18	28-20	386/13.8	29-47	.617	0-0	.000	5-11	.455	25	40	65	2.3	47	2	8	17	11	8	63	2.3
2018-19	29-6	283/9.8	22-39	.564	1-3	.333	20-38	.526	24	27	51	1.8	44	1	7	13	7	6	65	2.2
TOTAL	103-33	1109/10.8	74-132	.561	1-3	.333	38-88	.432	91	102	193	1.9	143	3	23	52	28	22	187	1.8

CAREER HIGHS

Points  
11, vs. Incarnate Word (11-18-18)

Rebounds  
4, at Wyoming (1-9-19)

Assists  
2, vs. Incarnate Word (11-18-18)

Steals  
N/A

Blocks  
N/A

Field Goals  
2, Twice  
Last: at Wyoming (1-9-19)

Field Goal Attempts  
5, vs. Incarnate Word (11-18-18)

3-Point Field Goals  
1, vs. Incarnate Word (11-18-18)

3-Point Field Goal Attempts  
2, vs. Incarnate Word (11-18-18)

Free Throws  
6, vs. Incarnate Word (11-18-18)

Free Throw Attempts  
8, vs. Incarnate Word (11-18-18)

MISC. CAREER STATS

Double-figure  
scoring games: 1

Double-figure  
rebounding games: 0



# #15 JAYDEN PEREZ

Freshman

5-8

Guard

Las Cruces, N.M.

Ocate HS

**At Ocate High School**

A three-star recruit according to ESPN, earning a scout's grade of 89 as the 73rd-ranked point guard in her class ... Missed her senior year due to injury, but still amassed 1,586 career points ... As a junior, averaged nearly 20 points with 5.8 rebounds, 2.7 assists and 1.7 steals ... Selected to the 2017 All-U.S.A. New Mexico Girls Basketball Team, she led Ocate HS to the Class 6A state tournament, earning Class 6A all-state second-team honors along the way ... A three-time New Mexico All-State honoree, she played her freshman and sophomore seasons at Las Cruces High, capturing District 3-6A Player of the Year and Class 6A all-state second-team honors each year ... Plays AAU for Team Fusion in El Paso, Texas, under head coach Lee Williams ... A 4.0 student, ranked ninth in her class ... Also competed for Ocate's volleyball team as a junior ... She was also recruited by numerous D-I schools including San Diego, New Mexico, Nebraska, Saint Mary's, UTEP and Long Beach State.

**Personal**

Parents are Vanessa and Saul Perez... Plans to major in kinesiology as a fitness specialist ... Enjoys spending time with family, cooking and lifting weights ... Favorite athlete is Kelly Oubre Jr. of the Washington Wizards.

CAREER STATISTICS

Season	gp-gs	min/avg	Total		3-Point		F-Throws		Rebounds				Scoring							
			fg-fga	pct	fg-fga	pct	ft-fta	pct	off	def	tot	avg	pf	fo	ast	to	blk	stl	pts	avg
2018-19	15-0	88/5.9	6-22	.273	1-9	.111	12-14	.857	1	11	12	0.8	2	0	6	13	0	0	25	1.7
TOTAL	15-0	88/5.9	6-22	.273	1-9	.111	12-14	.857	1	11	12	0.8	2	0	6	13	0	0	25	1.7

CAREER HIGHS

Points  
14, at Boise State (2-16-19)

Rebounds  
11, Twice  
Last: vs. Nevada (3-7-19)

Assists  
2, Twice  
Last: at San Diego (11-28-18)

Steals  
3, at Air Force (1-30-19)

Blocks  
5, at New Mexico (1-16-19)

Field Goals  
6, Twice  
Last: at Boise State (2-16-19)

Field Goal Attempts  
10, Twice  
Last: at Boise State (2-16-19)

3-Point Field Goals  
1, vs. Hawai'i (11-9-18)

3-Point Field Goal Attempts  
1, Three times  
Last: vs. Boise State (1-5-19)

Free Throws  
7, vs. New Mexico (2-6-19)

Free Throw Attempts  
10, vs. New Mexico (2-6-19)

MISC. CAREER STATS

Double-figure scoring games: 6

Double-figure rebounding games: 2

Double-doubles: 1

\* at San Francisco



# #22 ZAYN DORNSTAUDER

RS Junior  
6-3  
Center  
Regina, Saskatchewan, Canada  
Ball State/San Francisco/Hamilton HS (Ariz.)

**Prior to SDSU**

Spent the 2017-18 season as a redshirt at Ball State... Played her first two years at the University of San Francisco ... In her freshman year (2015-16) at San Francisco, Dornstauder appeared in 17 games, averaging 6.8 minutes per game and 2.1 points. She had two games with a career-high eight points and helped the Dons win the WCC Tournament and advance to the NCAA Tournament ... Dornstauder appeared in five games the following season (2016-17), totaling five points.

**Prep/International Career**

Completed her prep career at Hamilton High in Chandler, Ariz., playing one season for the Huskies ... Helped Hamilton HS finish with a 22-9 overall record and placed fifth in the 2015 Division 1 state championships in 2015 ... Played in the Arizona Senior All-star game to end her high school career ... Played three years at Dr. Martin Leboldus High, in Regina, Saskatchewan, helping them go 77-8 overall and win the 2013 provincial 5A championship ... Played four years for Team Saskatchewan, on the U15 and U17 squads ... In 2014, helped the U17 team finish fourth at the Canadian Women's National Championships while leading the tournament in rebounds and finishing second in blocks ... Led the 2012 Women's U15 Canadian Tournament in rebounds and blocked shots as well... Also competed at the 2013 Jeux Canada Summer Games and the 2011 West Canada Summer Games ... Played club basketball with the Regina Jr. Cougars and the Regina Hornets, traveling through Western Canada and the Northern United States... Lived in Southwest France for one year (2009-10) and played with the Port St. Marie U14 team.

**Personal**

Born in Prince Albert, Saskatchewan, Canada to Gord Dornstauder and Patty Urbaniak ... Her sister, Quinn, played basketball at Arizona State and left in third place on the school's all-time career block list (138) ... Also has two brothers: Declan and Kaz... Lists her favorite athlete as Allen Iverson ... Enjoys drawing, photography and longboarding ... Is majoring in social work.

CAREER STATISTICS

Season	gp-gs	min/avg	Total		3-Point		F-Throws		Rebounds				Scoring							
			fg-fga	pct	fg-fga	pct	ft-fga	pct	off	def	tot	avg	pf	fo	ast	to	blk	stl	pts	avg
2015-16*	17-0	115/6.8	12-37	.324	0-0	.000	12-16	.750	4	13	17	1.0	24	0	2	14	5	1	36	2.1
2016-17*	5-0	37/7.4	3-17	.176	0-0	.000	4-7	.571	1	5	6	1.2	11	1	1	4	3	4	10	2.0
2018-19	29-14	525/18.1	71-159	.447	1-3	.333	47-68	.691	45	72	117	4.0	69	1	11	49	35	12	190	6.6
TOTAL	29-14	525/18.1	71-159	.447	1-3	.333	47-68	.691	45	72	117	4.0	69	1	11	49	35	12	190	6.6
All*	51-14	677/13.3	86-213	.404	1-3	.333	63-91	.692	50	90	140	2.7	104	2	14	67	43	17	236	4.6

\*at San Francisco

**CAREER HIGHS\***

**Points**  
9, at UC Irvine (12-7-18)

**Rebounds**  
5, Twice  
Last: at Fresno State (3-4-19)

**Assists**  
2, Twice  
Last: vs. Fresno State (1-23-19)

**Steals**  
2, at CSUN (12-9-18)

**Blocks**  
1, at San Diego (11-28-18)

**Field Goals**  
3, at UC Irvine (12-7-18)

**Field Goal Attempts**  
3, at UC Irvine (12-7-18)

**3-Point Field Goals**  
3, at UC Irvine (12-7-18)

**3-Point Field Goal Attempts**  
3, Three times  
Last: at Utah State (2-9-19)

**Free Throws**  
2, Three times  
Last: vs. New Mexico (2-6-19)

**Free Throw Attempts**  
5, vs. San Francisco State (1-29-15)\*

**MISC. CAREER STATS**

Double-figure scoring games: 1

Double-figure rebounding games: 0

\* at CSU San Bernardino



# #23 LOLI GOMEZ

Senior  
5-8  
Guard  
Huntington Beach, Calif.  
Edison HS

**As a Junior (2017-18)**

Appeared in eight games, totaling 11 minutes ... Had an assist against Hope International (12-10-17) ... Had an offensive rebound at Nevada (3-2-18).

**At Cal State San Bernardino (2014-15)**

Appeared in eight games during the 2014-15 season as a true freshman at Cal State San Bernardino, averaging 3.8 minutes per game ... Scored a season-high six points against San Francisco State, going 2-for-3 with a pair of free throws, both of which were season bests.

**At Edison High School (2014-15)**

Four-year varsity letterwinner at Edison High ... Helped her team as a freshman win the CIF Division I championship ... Team reached the CIF semis her sophomore year and the quarterfinals in both her junior and senior seasons ... A three-time all-league selection with first-team honors her junior and senior seasons ... Nominated her senior year for the National Society of High School Scholars.

**Personal**

Dolores Gomez was born in South Bronx, N.Y. to Wanda and Ismael Gomez ... One of five children, including older sister Geena, who played for the Aztecs from 2015-18 ... Majoring in business with aspirations of working in real estate or marketing after graduation.

**CAREER STATISTICS**

Season	gp-gs	min/avg	Total		3-Point		F-Throws		Rebounds				Scoring							
			fg-fga	pct	fg-fga	pct	ft-fta	pct	off	def	tot	avg	pf	fo	ast	to	blk	stl	pts	avg
2014-15*	8-0	30/3.8	3-10	.300	0-5	.000	2-5	.400	3	5	8	1.0	4	0	2	1	0	0	8	1.0
2017-18	8-0	11/1.4	0-1	.000	0-0	.000	0-0	.000	1	0	1	0.1	1	0	1	3	0	0	0	0.0
2018-19	28-0	287/10.3	9-30	.300	8-20	.400	6-6	1.000	4	28	32	1.1	21	0	13	15	1	6	32	1.1
TOTAL	36-0	298/8.3	9-31	.290	8-20	.400	6-6	1.000	5	28	33	0.9	22	0	14	18	1	6	32	0.9
All*	44-0	328/7.5	12-41	.293	8-25	.320	8-11	.727	8	33	41	0.9	26	0	16	19	1	6	40	0.9

\*at CSU San Bernardino



CAREER HIGHS

Points  
6, vs. Hope International (12-10-17)

Rebounds  
5, vs. Hope International (12-10-17)

Assists  
N/A, vs. Presbyterian (11-10-17)

Steals  
1, vs. UNLV (1-27-18)

Blocks  
N/A

Field Goals  
3, vs. Hope International (12-10-17)

Field Goal Attempts  
5, Twice,  
Last: vs. Hope Int'l (12-10-17)

3-Point Field Goals  
1, at Wyoming (2-14-18)

3-Point Field Goal Attempts  
1, Twice  
Last: at Wyoming (2-14-18)

Free Throws  
1, at Colorado State (1-24-18)

Free Throw Attempts  
2, at Colorado State (1-24-18)

MISC. CAREER STATS

Double-figure scoring games: 0

Double-figure rebounding games: 0



# #24 KIARA EDWARDS

Sophomore  
6-1  
Forward  
Surprise, Ariz.  
Valley Vista HS

**As a Freshman (2017-18)**

Appeared in nine games off the bench, totaling 46 minutes ... Averaged 1.8 points and 1.6 rebounds per game ... Was 7-for-16 (.438) from the field ... Totaled season-highs in points (6), rebounds (5) and minutes (15) against Hope International (12-10-17) ... Hit first career three-pointer at Wyoming (2-14-18).

**At Valley Vista High School**

A four-star recruit ranked No. 119 by Prospects Nation at Valley Vista High (Surprise, Ariz.) ... Invited to the 2016 Women's U17 World Championships team trials ... Averaged nearly a double-double over her four-year varsity career (12.9 PPG, 9.8 RPG) ... Her senior season, helped Valley Vista to a state title, the school's first, after averaging 12.1 points and 8.8 rebounds per game, both team highs ... Competed in the 2017 Arizona Girls High School Basketball All-Star game ... Was a 2016-17 All-West Valley Preps first team pick for the third-straight year after earning Girls Basketball Player of the Year runner-up nods each of the previous two seasons ... Also a two-time (2013-14, 2015-16) Sports360AZ All-Academic Girls Basketball Team honorable mention.

**Personal**

Kiara Edwards was born in Fresno, Calif., to Stephanie and Demetrius Edwards ... Demetrius was a three-year letterwinner at defensive tackle for Fresno State ... Also has a brother, Demetrius Jr. ... Uncle Johnny McWilliams played five seasons in the NFL after playing for USC ... Majoring in journalism at SDSU with plans of working in broadcasting.

CAREER STATISTICS

Season	gp-gs		Total		3-Point		F-Throws		Rebounds							Scoring				
	gp	gs	fg-fga	pct	fg-fga	pct	ft-fga	pct	off	def	tot	avg	pf	fo	ast	to	blk	stl	pts	avg
2017-18	9	0	7-16	.438	1-3	.333	1-2	.500	2	12	14	1.6	2	0	0	7	0	1	16	1.8
TOTAL	9	0	7-16	.438	1-3	.333	1-2	.500	2	12	14	1.6	2	0	0	7	0	1	16	1.8

CAREER HIGHS\*

Points  
19, vs. San José State (12-10-17)

Rebounds  
7, at Washington (2-11-18)

Assists  
6, at Washington (2-11-18)

Steals  
2, Twice,  
Last: vs. NCCU (11-22-17)

Blocks  
1, vs. San José State (12-10-17)

Field Goals  
8, vs. San José State (12-10-17)

Field Goal Attempts  
13, vs. Savannah State (12-13-17)

3-Point Field Goals  
3, Three times,  
Last: at Colorado (1-28-18)

3-Point Field Goal Attempts  
6, vs. Utah Valley (11-15-17)

Free Throws  
4, vs. Arkansas Pine Bluff (12-27-16)

Free Throw Attempts  
4, vs. Arkansas Pine Bluff (12-27-16)

MISC. CAREER STATS

Double-figure  
scoring games: 11

Double-figure  
rebounding games: 0

\* at Oregon State



# #25 TAYLOR KALMER

Senior  
5-8  
Guard  
Chandler, Ariz.  
Oregon State/Corona del Sol HS

**2018-19 Season**

Will redshirt this season due to NCAA transfer rules.

**At Oregon State (2015-18)**

Appeared in 80 games as a reserve in her three years at Oregon State... Improved her scoring each season: 2.7 ppg as a freshman, 3.3 ppg as a sophomore and 6.0 ppg as a junior ... As a junior, averaged 17.7 minutes per game and shot 38.4 percent from the floor and 37.2 percent from three-point territory ... Had career-high 19 points on 8-for-10 shooting against San José State (12/10/17 )... Helped the Beavers advance to the second weekend of the NCAA Tournament all three years, including a run to the Final Four in 2016 ... Named Oregon State's Most Improved Player after the 2015-16 season ... Three-time Pac-12 Academic Honorable Mention selection.

**At Corona del Sol High School**

A four-year starter at Corona del Sol High School, Kalmer tallied 1,648 points, 303 assists and 197 steals in her prep career ... A four-time all-city and all-state selection, Kalmer averaged 20 points as a junior and 18.7 as a senior and helped her team make the playoffs all four years ... McDonald's All-American nominee ... Kalmer was rated the No. 31 point guard nationally by ESPN before signing with Oregon State.

**Personal**

Born in Plano, Texas to Christi and John Kalmer ... Lists Russell Westbrook as her favorite athlete ... Enjoys hiking, working out, being outdoors, creative designing, crafts and reading ... Majored in merchandising management at Oregon State and hopes to work for Nike when her playing career is over.

CAREER STATISTICS

Season	gp-gs		min/avg		Total		3-Point		F-Throws		Rebounds					Scoring									
	gp	gs	min	avg	fg-fga	pct	fg-fga	pct	ft-fla	pct	off	def	tot	avg	pf	fo	ast	to	blk	stl	pts	avg			
2015-16*	24	0	163	6.8	24	70	.343	11	32	.344	6	8	.750	2	12	14	0.6	12	0	16	12	0	6	65	2.7
2016-17*	24	0	215	9.0	29	69	.420	7	29	.241	14	17	.824	3	17	20	0.8	9	0	21	21	0	5	79	3.3
2017-18*	32	0	566	17.7	76	198	.384	32	86	.372	7	10	.700	12	62	74	2.3	22	0	60	36	1	10	191	6.0
All*	80	0	944	11.8	129	337	.383	50	147	.340	27	35	.771	17	91	108	1.4	43	0	97	69	1	21	335	4.2

\*at Oregon State

CAREER HIGHS\*

Points  
N/A

Rebounds  
N/A

Assists  
N/A

Steals  
1, vs. Incarnate Word (11-18-18)

Blocks  
N/A

Field Goals  
N/A

Field Goal Attempts  
N/A

3-Point Field Goals  
N/A

3-Point Field Goal Attempts  
N/A

Free Throws  
N/A

Free Throw Attempts  
N/A

MISC. CAREER STATS

Double-figure  
scoring games: 0

Double-figure  
rebounding games: 0



# #33 MONICA MERKOVSKY

Senior  
6-1  
Forward

**At West Torrance High School**

Received all-Pioneer second team honors as a senior... Helped her team win the 2015 CIF Southern Section 1A Championship and the 2014 CIF Southern Section 2A Championship... Her high school also won the Bay League championship in 2013 and 2014... Was recruited by CSUN and Cal State Los Angeles... Also competed in track and field... Was an honor roll student all four years... Was president of the Freshman Focus Club as a senior.

**Personal**

Born in San Pedro, Calif. to Kathy and Joseph Merkovsky... Her grandfather played for the Pittsburgh Steelers in the 1940's... Enjoys reading, going to the beach, listening to music and spending time with family friends... Majoring in kinesiology pre-physical therapy... Hopes to work in sports as a doctor of physical therapy.

CAREER STATISTICS

Season	gp-gs	min/avg	Total		3-Point		F-Throws		Rebounds				Scoring								
			fg-fga	pct	fg-fga	pct	ft-fta	pct	off	def	tot	avg	pts	fo	ast	to	blk	stl	pts	avg	
2018-19	2-0	7/3.5	0-0	.000	0-0	.000	0-0	.000	0	0	0	0.0	1	0	0	0	0	0	1	0	0.0
TOTAL	2-0	7/3.5	0-0	.000	0-0	.000	0-0	.000	0	0	0	0.0	1	0	0	0	0	0	1	0	0.0

CAREER HIGHS

**Points**  
12, vs. San José State (3-6-17)

**Rebounds**  
13, vs. Central Michigan (11-24-17)

**Assists**  
2, Three times  
Last: vs. San José State (2-2-19)

**Steals**  
2, Multiple times  
Last: vs. Colorado State (2-13-19)

**Blocks**  
3, Three times  
Last: vs. Hawai'i (11-9-18)

**Field Goals**  
5, Twice,  
Last: vs. San José State (3-6-17)

**Field Goal Attempts**  
9, Twice  
Last: at Santa Clara (11-13-18)

**3-Point Field Goals**  
1, at Wyoming (1-9-19)

**3-Point Field Goal Attempts**  
1, Multiple times  
Last: vs. Colorado State (2-13-19)

**Free Throws**  
5, Twice  
Last: vs. Arizona (12-2-18)

**Free Throw Attempts**  
7, at Boise State (2-27-18)

MISC. CAREER STATS

Double-figure scoring games: 5

Double-figure rebounding games: 2

Double-Doubles: 1



# #34 BAYLEE VANDERDOES

Junior  
6-1  
Forward  
Auburn, Calif.  
Placer HS

**As a Sophomore (2017-18)**

Appeared in all 30 games and made eight starts ... Averaged 3.3 points and 3.8 rebounds per game ... Led the team with 20 blocks ... Second on the team with 55 offensive rebounds ... Led the Aztecs in blocks 10 times ... Had career-high 13 rebounds, including 11 offensive boards, vs. Central Michigan (11-24-17) ... Had career-high 13 points on 5-5 shooting at Nevada (3-2-18) ... Had career-high three blocks twice ... Scored 11 points vs. Boise State (1-13-18).

**As a Freshman (2016-17)**

Appeared in 23 contests with nine starts ... Began collegiate career by starting the season's first eight games ... Led all SDSU freshmen in scoring (3.9/gm), rebounding (2.7/gm), minutes per game (13.6/gm), assists (0.4/gm) and blocks (0.1/gm) ... Became the first Aztec freshman since 2013 to notch a double-double since 2013 with a 10-point, 10-rebound performance against San Diego Christian (11-14-16) in her second collegiate game ... Best offensive performance of the year came in the MW Tournament game against No. 8-seed San José State (3-6-17), a 12-point effort on 5-for-6 shooting in 16 minutes ... Played 20-or-more minutes five times, with 25 minutes logged against Loyola Marymount (11-20-16), during which she grabbed six boards, serving as a season high ... Pulled down five rebounds at Fresno State (2-22-17) ... Dished out a pair of assists in the final game of the Seton Hall Thanksgiving Classic, a win over Central Connecticut (11-27-16).

**At Placer High School**

A standout player at Placer High School in Auburn, Calif., who won four varsity letters under head coach Tony Camillucci ... Averaged 21.1 points, 11.0 rebounds and 3.6 blocks per game during her senior campaign, earning a spot on the *MaxPreps* Division IV all-California state second team ... Captured the Pioneer Valley League most valuable player award on two occasions and garnered second-team All-Metro accolades from the *Sacramento Bee* ... Holds Placer High's single-game record for points scored (41) and blocked shots (11) ... Was rated a three-star recruit by *ESPN* and received a scouts grade of 89 ... Chose the Aztecs over the likes of Oregon State, Fresno State, UNLV, Utah State, East Carolina and Florida Atlantic among others ... Also competed in volleyball as a prep.

**Personal**

Parents are Eddie and Behia Vanderdoes ... Has one older brother, Eddie, who was a defensive lineman at UCLA and was drafted by the Oakland Raiders ... Grandfather played professional basketball in Germany ... Lists Minnesota Timberwolves guard Derrick Rose as her favorite athlete ... Majoring in history.

CAREER STATISTICS

Season	gp-gs		min/avg		Total		3-Point		F-Throws		Rebounds						Scoring					
	gp	gs	min	avg	fg-fga	pct	fg-fga	pct	ft-fta	pct	off	def	tot	avg	pf	fo	ast	to	blk	stl	pts	avg
2016-17	23	9	312	13.6	33-67	.493	0-0	.000	23-37	.622	17	44	61	2.7	43	1	8	20	3	6	89	3.9
2017-18	30	8	500	16.7	33-88	.375	0-1	.000	34-56	.607	55	60	115	3.8	53	1	7	30	20	11	100	3.3
2018-19	29	11	433	14.9	35-80	.438	1-9	.111	19-26	.731	25	50	75	2.6	61	1	17	39	16	10	90	3.1
TOTAL	82	28	1245	15.2	101-235	.430	1-10	.100	76-119	.639	97	154	251	3.1	157	3	32	89	39	27	279	3.4

CAREER HIGHS

Points  
8, vs. Nevada (3-5-18)

Rebounds  
7, at UNLV (2-17-18)

Assists  
2, vs. Hope International (12-10-17)

Steals  
2, vs. UC Irvine (12-8-17)

Blocks  
2, vs. UC Irvine (12-8-17)

Field Goals  
4, vs. Nevada (3-5-18)

Field Goal Attempts  
5, Three times  
Last: vs. Nevada (3-5-18)

3-Point Field Goals  
N/A

3-Point Field Goal Attempts  
N/A

Free Throws  
1, Twice  
Last: at Colorado State (1-24-18)

Free Throw Attempts  
2, Four times,  
Last: at UNLV (2-17-18)

MISC. CAREER STATS

Double-figure scoring games: 0

Double-figure rebounding games: 0



# #45 NAOMI EKWEDIKE

RS Sophomore  
6-6  
Center  
Lagos, Nigeria  
Potter's House Christian Academy

**As a Redshirt Freshman (2017-18)**

Appeared in 22 games, while making one start ... In 7.2 minutes per game, averaged 2.2 points and 2.5 rebounds ... Was 23-for-44 from the field (.523) ... Had career-high eight points on 4-for-5 shooting against Nevada in Mountain West Tournament (3-5-18) ... Earned start against Santa Clara and scored four points and grabbed four rebounds in season-high 15 minutes ... Had six points and career-high seven rebounds (four offensive) at UNLV (2-17-18) ... Had five points, two blocks and two steals against UC Irvine (12-8-17) ... Named SDSU scholar-athlete.

**As a Freshman (2016-17)**

Played in the first nine games of the year before suffering a season-ending knee injury on Dec. 11 against UC Santa Barbara ... Averaged 1.9 points and 1.2 rebounds in 7.0 minutes per game ... Logged double-digit minutes three times, spending a season-high 12 minutes on the floor in the Seton Hall Thanksgiving Classic finale, a win over Central Connecticut (11-27-16) ... Knocked down a pair of field goals three times, going 2-for-4 for five points in a win against San Diego Christian (11-14-16) ... Pulled down a trio of rebounds twice: at San Diego (11-17-16) and UC Davis (12-2-16) ... SDSU Scholar-Athlete honoree.

**At Potter's House Christian Academy (Fla.)**

A native of Lagos, Nigeria, who competed for three years as a prep at Potter's House Christian Academy in Jacksonville, Fla. ... Was a member of two state championship teams and helped the Lions secure a national title in the National Christian School Athletic Association tournament as junior ... Averaged 3.8 points, 7.3 rebounds and 2.5 blocks during the 2014-15 campaign, posting four or more rejections in eight different games, according to *MaxPreps* ... Was named her squad's most improved player ... Received a scouts grade of 89 and was rated a three-star recruit by *espnW* ... Also drew interest from Virginia Tech, East Carolina, Prairie View A&M and Maryland-Eastern Shore during the recruiting process ... National Honor Society member and Good Citizenships award recipient.

**Personal**

Naomi Kelechi Ekwedike was born in Lagos, Nigeria ... Parents are Raymond and Bukola Ekwedike ... Has an aunt who played for the Nigerian national soccer team ... Majoring in business administration with a concentration in human resources at SDSU.

CAREER STATISTICS

Season	gp-gs	min/avg	Total		3-Point		F-Throws		Rebounds							Scoring				
			fg-fga	pct	fg-fga	pct	ft-fta	pct	off	def	tot	avg	pf	fo	ast	to	blk	stl	pts	avg
2016-17	9-0	63/7.0	8-19	.421	0-0	.000	1-3	.333	5	6	11	1.2	10	0	0	13	0	0	17	1.9
2017-18	22-1	158/7.2	23-44	.523	0-0	.000	3-11	.273	22	32	54	2.5	28	1	6	16	5	3	49	2.2
TOTAL	31-1	221/7.1	31-63	.492	0-0	.000	4-14	.286	27	38	65	2.1	38	1	6	29	5	3	66	2.1



All games

RECORD:	OVERALL	HOME	AWAY	NEUTRAL
ALL GAMES	12-17	8-7	4-10	0-0
CONFERENCE	7-11	5-4	2-7	0-0
NON-CONFERENCE	5-6	3-3	2-3	0-0

#	Player	gp-gs	min	avg	Total		3-Point		F-Throw		Rebounds				a		to		blk	stl	pts	avg			
					fg-fga	fg%	3fg-fga	3fg%	ft-fta	ft%	off	def	tot	avg	pf	dq	to	blk							
02	RAMOS, Sophia	29-28	976	33.7	148-330	.448	37-105	.352	63-79	.797	19	112	131	4.5	48	0	134	109	13	38	396	13.7			
10	MURRAY, Naje	29-28	984	33.9	134-368	.364	72-208	.346	50-63	.794	27	99	126	4.3	76	1	77	82	7	58	390	13.4			
03	ADAMS, Mallory	29-29	914	31.5	113-294	.384	19-62	.306	104-149	.698	94	163	257	8.9	54	0	28	41	10	17	349	12.0			
05	ADAMS, Tea	26-26	694	26.7	99-254	.390	4-9	.444	57-94	.606	16	72	88	3.4	55	1	50	53	6	38	259	10.0			
22	DORNSTAUDE, Zay	29-14	525	18.1	71-159	.447	1-3	.333	47-68	.691	45	72	117	4.0	69	1	11	49	35	12	190	6.6			
34	VANDERDOES, Bayle	29-11	433	14.9	35-80	.438	1-9	.111	19-26	.731	25	50	75	2.6	61	1	17	39	16	10	90	3.1			
11	GOMEZ, Arantxa	29-6	283	9.8	22-39	.564	1-3	.333	20-38	.526	24	27	51	1.8	44	1	7	13	7	6	65	2.2			
04	TERRY, Monique	29-1	289	10.0	20-50	.400	6-13	.462	7-10	.700	18	22	40	1.4	21	0	13	15	2	9	53	1.8			
15	PEREZ, Jayden	15-0	88	5.9	6-22	.273	1-9	.111	12-14	.857	1	11	12	0.8	2	0	6	13	0	0	25	1.7			
23	GOMEZ, Loli	28-0	287	10.3	9-30	.300	8-20	.400	6-6	1.000	4	28	32	1.1	21	0	13	15	1	6	32	1.1			
00	VILLA, Kenedi	29-2	320	11.0	11-32	.344	0-0	.000	5-13	.385	13	25	38	1.3	35	0	15	20	5	14	27	0.9			
33	MERKOVSKY, Monica	2-0	7	3.5	0-0	.000	0-0	.000	0-0	.000	0	0	0	0.0	1	0	0	0	0	1	0	0.0			
Team											61	55	116												18
Total.....		0	5800		668-1658	.403	150-441	.340	390-560	.696	347	736	1083	0.0	487	5	371	467	102	209	1876	0.0			
Opponents.....		0	5800		709-1758	.403	197-599	.329	352-485	.726	345	702	1047	0.0	521	-	454	400	128	232	1967	0.0			

TEAM STATISTICS	SDSU	OPP	Date	Opponent	Score	Att.
SCORING	1876	1967	11-09-18	HAWAII	w 58-57	2561
Points per game	64.7	67.8	11-13-18	at Santa Clara	L 43-60	234
Scoring margin	-3.1	-	11-15-18	at Cal State Fullerton	w 83-72	190
FIELD GOALS-ATT	668-1658	709-1758	11-18-18	INCARNATE WORD	w 81-38	1477
Field goal pct	.403	.403	11-23-18	CALIFORNIA BAPTIST	w 83-67	703
3 POINT FG-ATT	150-441	197-599	11-24-18	TCU	L 64-81	822
3-point FG pct	.340	.329	11-28-18	at San Diego	L 71-72	423
3-pt FG made per game	5.2	6.8	12-02-18	ARIZONA	L 60-69	1900
FREE THROWS-ATT	390-560	352-485	12-07-18	at UC Irvine	w 78-70	395
Free throw pct	.696	.726	12-09-18	at CSUN	L 74-77	281
F-Throws made per game	13.4	12.1	12-21-18	UCSB	L 58-63	392
REBOUNDS	1083	1047	* 01-05-19	BOISE STATE	L 66-69	662
Rebounds per game	37.3	36.1	* 01-09-19	at Wyoming	L 45-87	2290
Rebounding margin	+1.2	-	* 01-12-19	AIR FORCE	w 70-61	566
ASSISTS	371	454	* 01-16-19	at New Mexico	L 62-70	4976
Assists per game	12.8	15.7	* 01-23-19	FRESNO STATE	L 81-87	465
TURNOVERS	467	400	* 01-26-19	at UNLV	L 57-71	1069
Turnovers per game	16.1	13.8	* 01-30-19	at Air Force	L 66-75	337
Turnover margin	-2.3	-	* 02-02-19	SAN JOSE STATE	w 69-68	2869
Assist/turnover ratio	0.8	1.1	* 02-06-19	NEW MEXICO	w 61-59	4272
STEALS	209	232	* 02-09-19	at Utah State	w 56-54	422
Steals per game	7.2	8.0	* 02-13-19	COLORADO STATE	w 54-45	409
BLOCKS	102	128	* 02-16-19	at Boise St.	L 67-91	1875
Blocks per game	3.5	4.4	* 02-20-19	at Nevada	L 69-74	1031
ATTENDANCE	19113	16273	* 02-23-19	UNLV	L 49-62	966
Home games-Avg/Game	15-1274	14-1162	* 02-27-19	UTAH STATE	L 52-65	447
Neutral site-Avg/Game	-	0-0	* 03-02-19	at San Jose St.	L 76-84	542
			* 03-04-19	at Fresno State	w 59-58	2208
			* 03-07-19	NEVADA	w 64-61	602
Score by Periods	1st	2nd	3rd	4th	Totals	
San Diego State	462	417	483	514	1876	
Opponents	533	394	504	536	1967	

\* = Conference game

MW games only

RECORD:	OVERALL	HOME	AWAY	NEUTRAL
ALL GAMES	7-11	5-4	2-7	0-0
CONFERENCE	7-11	5-4	2-7	0-0
NON-CONFERENCE	0-0	0-0	0-0	0-0

#	Player	gp-gs	min	avg	Total		3-Point		F-Throw		Rebounds				a	to	blk	stl	pts	avg		
					fg-fga	fg%	3fg-fga	3fg%	ft-fa	ft%	off	def	tot	avg							pf	dq
10	MURRAY, Najie	18-17	604	33.6	84-232	.362	42-122	.344	30-34	.882	18	61	79	4.4	45	1	47	50	2	31	240	13.3
03	ADAMS, Mallory	18-18	577	32.1	77-204	.377	13-40	.325	62-87	.713	66	107	173	9.6	35	0	13	27	6	9	229	12.7
02	RAMOS, Sophia	18-18	602	33.4	84-196	.429	18-63	.286	39-48	.813	9	66	75	4.2	34	0	84	67	7	21	225	12.5
05	ADAMS, Tea	18-18	486	27.0	63-174	.362	4-7	.571	36-65	.554	7	50	57	3.2	37	0	32	38	4	30	166	9.2
22	DORNSTAUDER, Zay	18-13	356	19.8	45-92	.489	0-1	.000	34-47	.723	32	53	85	4.7	47	1	7	30	21	11	124	6.9
34	VANDERDOES, Bayle	18-1	225	12.5	15-33	.455	1-3	.333	7-12	.583	15	20	35	1.9	31	0	9	24	4	2	38	2.1
11	GOMEZ, Arantxa	18-5	184	10.2	12-23	.522	1-2	.500	12-20	.600	15	17	32	1.8	29	1	5	11	5	3	37	2.1
15	PEREZ, Jayden	7-0	46	6.6	3-11	.273	0-5	.000	4-4	1.000	0	5	5	0.7	0	0	2	6	0	0	10	1.4
23	GOMEZ, Loli	18-0	183	10.2	6-17	.353	5-13	.385	4-4	1.000	2	19	21	1.2	11	0	12	9	0	4	21	1.2
04	TERRY, Monique	18-0	159	8.8	5-24	.208	3-8	.375	4-6	.667	9	12	21	1.2	14	0	7	8	1	6	17	0.9
00	VILLA, Kennedy	18-0	174	9.7	7-19	.368	0-0	.000	2-6	.333	10	12	22	1.2	18	0	8	13	5	8	16	0.9
33	MERKOVSKY, Monica	1-0	4	4.0	0-0	.000	0-0	.000	0-0	.000	0	0	0	0.0	1	0	0	0	0	0	0	0.0
Team											32	34	66				13					
Total.....		18	3600		401-1025	.391	87-264	.330	234-333	.703	215	456	671	37.3	302	3	226	296	55	125	1123	62.4
Opponents.....		18	3600		446-1104	.404	124-373	.332	225-295	.763	217	440	657	36.5	313	-	280	239	78	145	1241	68.9

TEAM STATISTICS	SDSU	OPP	Date	Opponent	Score	Att.
SCORING	1123	1241	* 01-05-19	BOISE STATE	L 66-69	662
Points per game	62.4	68.9	* 01-09-19	at Wyoming	L 45-87	2290
Scoring margin	-6.6	-	* 01-12-19	AIR FORCE	W 70-61	566
FIELD GOALS-ATT	401-1025	446-1104	* 01-16-19	at New Mexico	L 62-70	4976
Field goal pct	.391	.404	* 01-23-19	FRESNO STATE	L 81-87	465
3 POINT FG-ATT	87-264	124-373	* 01-26-19	at UNLV	L 57-71	1069
3-point FG pct	.330	.332	* 01-30-19	at Air Force	L 66-75	337
3-pt FG made per game	4.8	6.9	* 02-02-19	SAN JOSE STATE	W 69-68	2869
FREE THROWS-ATT	234-333	225-295	* 02-06-19	NEW MEXICO	W 61-59	4272
Free throw pct	.703	.763	* 02-09-19	at Utah State	W 56-54	422
F-Throws made per game	13.0	12.5	* 02-13-19	COLORADO STATE	W 54-45	409
REBOUNDS	671	657	* 02-16-19	at Boise St.	L 67-91	1875
Rebounds per game	37.3	36.5	* 02-20-19	at Nevada	L 69-74	1031
Rebounding margin	+0.8	-	* 02-23-19	UNLV	L 49-62	966
ASSISTS	226	280	* 02-27-19	UTAH STATE	L 52-65	447
Assists per game	12.6	15.6	* 03-02-19	at San Jose St.	L 76-84	542
TURNOVERS	296	239	* 03-04-19	at Fresno State	W 59-58	2208
Turnovers per game	16.4	13.3	* 03-07-19	NEVADA	W 64-61	602
Turnover margin	-3.2	-				
Assist/turnover ratio	0.8	1.2				
STEALS	125	145				
Steals per game	6.9	8.1				
BLOCKS	55	78				
Blocks per game	3.1	4.3				
ATTENDANCE	11258	14750				
Home games-Avg/Game	9-1251	9-1639				
Neutral site-Avg/Game	-	0-0				

\* = Conference game

Score by Periods	1st	2nd	3rd	4th	Totals
San Diego State	290	227	296	310	1123
Opponents	335	262	296	348	1241

**2018-19 Aztec Women's Basketball**  
**San Diego State Team Game-by-Game (as of Mar 08, 2019)**  
**All games**

## TEAM STATISTICS

Opponent	Date	Score	W	Total		3-Pointers		Free throws		Rebounds				pf	a	t/o	blk	stl	pts	avg
				fg-fga	pct	3fg-fga	pct	ft-fa	pct	off	def	tot	avg							
HAWAII	11-09-18	58-57	W	22-56	.393	7-15	.467	7-10	.700	10	23	33	33.0	8	14	14	5	6	58	58.0
at Santa Clara	11-13-18	43-60	L	14-52	.269	0-7	.000	15-23	.652	15	22	37	35.0	15	6	14	3	2	43	50.5
at Cal State Fullerton	11-15-18	83-72	W	32-63	.508	5-12	.417	14-20	.700	9	30	39	36.3	18	12	8	3	9	83	61.3
INCARNATE WORD	11-18-18	81-38	W	29-58	.500	7-19	.368	16-22	.727	14	32	46	38.8	18	16	22	6	14	81	66.2
CALIFORNIA BAPTIST	11-23-18	83-67	W	28-61	.459	6-14	.429	21-34	.618	9	31	40	39.0	22	18	14	4	11	83	69.6
TCU	11-24-18	64-81	L	19-58	.328	4-17	.235	22-32	.688	19	22	41	39.3	17	10	17	5	4	64	68.7
at San Diego	11-28-18	71-72	L	28-63	.444	6-20	.300	9-15	.600	14	19	33	38.4	20	17	11	6	8	71	69.0
ARIZONA	12-02-18	60-69	L	20-49	.408	6-20	.300	14-23	.609	8	26	34	37.9	13	16	17	2	6	60	67.9
at UC Irvine	12-07-18	78-70	W	25-48	.521	12-20	.600	16-19	.842	8	33	41	38.2	22	14	25	6	7	78	69.0
at CSUN	12-09-18	74-77	L	24-71	.338	8-21	.381	18-21	.857	16	29	45	38.9	17	10	14	1	8	74	69.5
UCSB	12-21-18	58-63	L	26-54	.481	2-12	.167	4-8	.500	10	13	23	37.5	15	12	15	6	9	58	68.5
BOISE STATE	01-05-19	66-69	L	22-63	.349	1-14	.071	21-29	.724	21	20	41	37.8	20	12	18	4	6	66	68.2
at Wyoming	01-09-19	45-87	L	16-48	.333	3-12	.250	10-12	.833	5	24	29	37.1	14	3	19	4	3	45	66.5
AIR FORCE	01-12-19	70-61	W	21-52	.404	2-8	.250	26-37	.703	15	25	40	37.3	20	9	16	4	9	70	66.7
at New Mexico	01-16-19	62-70	L	23-70	.329	4-18	.222	12-14	.857	16	31	47	37.9	13	12	14	6	10	62	66.4
FRESNO STATE	01-23-19	81-87	L	31-60	.517	6-14	.429	13-16	.813	12	18	30	37.4	21	18	19	7	6	81	67.3
at UNLV	01-26-19	57-71	L	21-63	.333	3-17	.176	12-15	.800	15	25	40	37.6	21	12	17	3	10	57	66.7
at Air Force	01-30-19	66-75	L	26-67	.388	5-17	.294	9-13	.692	17	18	35	37.4	22	14	21	3	10	66	66.7
SAN JOSE STATE	02-02-19	69-68	W	25-67	.373	9-24	.375	10-20	.500	16	31	47	37.9	9	20	10	0	8	69	66.8
NEW MEXICO	02-06-19	61-59	W	21-50	.420	8-17	.471	11-15	.733	7	29	36	37.8	15	14	19	4	9	61	66.5
at Utah State	02-09-19	56-54	W	16-46	.348	9-15	.600	15-20	.750	13	25	38	37.9	18	12	18	3	8	56	66.0
COLORADO STATE	02-13-19	54-45	W	20-52	.385	5-14	.357	9-11	.818	8	30	38	37.9	12	15	10	0	2	54	65.5
at Boise St.	02-16-19	67-91	L	24-54	.444	5-17	.294	14-22	.636	7	21	28	37.4	13	17	17	1	3	67	65.5
at Nevada	02-20-19	69-74	L	24-55	.436	4-14	.286	17-23	.739	4	28	32	37.2	25	8	15	2	8	69	65.7
UNLV	02-23-19	49-62	L	19-52	.365	3-11	.273	8-13	.615	9	24	33	37.0	17	8	18	5	10	49	65.0
UTAH STATE	02-27-19	52-65	L	20-48	.417	3-8	.375	9-17	.529	10	23	33	36.9	13	13	19	1	5	52	64.5
at San Jose St.	03-02-19	76-84	L	26-71	.366	6-18	.333	18-25	.720	17	32	49	37.3	16	18	13	1	8	76	64.9
at Fresno State	03-04-19	59-58	W	24-58	.414	4-15	.267	7-13	.538	13	31	44	37.6	16	9	15	2	4	59	64.7
NEVADA	03-07-19	64-61	W	22-49	.449	7-11	.636	13-18	.722	10	21	31	37.3	17	12	18	5	6	64	64.7
San Diego State		1876		668-1658	.403	150-441	.340	390-560	.696	347	736	1083	37.3	487	371	467	102	209	1876	64.7
Opponents		1967		709-1758	.403	197-599	.329	352-485	.726	345	702	1047	36.1	521	454	400	128	232	1967	67.8

Games played: 29  
Points/game: 64.7  
FG Pct: 40.3  
3FG Pct: 34.0  
FT Pct: 69.6

Rebounds/game: 37.3  
Assists/game: 12.8  
Turnovers/game: 16.1  
Assist/turnover ratio: 0.8  
Steals/game: 7.2  
Blocks/game: 3.5

Home games

RECORD:	OVERALL	HOME	AWAY	NEUTRAL
ALL GAMES	8-7	8-7	0-0	0-0
CONFERENCE	5-4	5-4	0-0	0-0
NON-CONFERENCE	3-3	3-3	0-0	0-0

#	Player	gp-gs	min	avg	Total		3-Point		F-Throw		Rebounds				pf	dq	a	to	blk	stl	pts	avg
					fg-fga	fg%	3fg-fga	3fg%	ft-fa	ft%	off	def	tot	avg								
02	RAMOS, Sophia	15-15	519	34.6	82-172	.477	15-42	.357	32-42	.762	13	56	69	4.6	25	0	77	58	7	25	211	14.1
10	MURRAY, Naje	15-14	507	33.8	69-186	.371	41-114	.360	24-29	.828	11	46	57	3.8	38	1	44	48	1	25	203	13.5
03	ADAMS, Mallory	15-15	489	32.6	55-146	.377	11-29	.379	53-81	.654	50	84	134	8.9	24	0	17	16	4	12	174	11.6
05	ADAMS, Tea	13-13	350	26.9	56-132	.424	1-4	.250	20-42	.476	7	37	44	3.4	23	0	20	25	4	25	133	10.2
22	DORNSTAUDE, Zay	15-6	267	17.8	34-77	.442	1-2	.500	31-42	.738	29	43	72	4.8	35	0	4	27	21	5	100	6.7
34	VANDERDOES, Bayle	15-7	225	15.0	17-37	.459	0-4	.000	12-14	.857	8	19	27	1.8	32	0	10	18	11	4	46	3.1
04	TERRY, Monique	15-0	152	10.1	13-28	.464	5-9	.556	5-6	.833	12	11	23	1.5	7	0	9	6	0	4	36	2.4
11	GOMEZ, Arantxa	15-3	149	9.9	11-18	.611	0-1	.000	10-22	.455	11	16	27	1.8	23	1	7	10	6	4	32	2.1
15	PEREZ, Jayden	9-0	45	5.0	3-10	.300	1-5	.200	10-12	.833	1	4	5	0.6	2	0	3	10	0	0	17	1.9
00	VILLA, Kennedy	15-2	168	11.2	4-13	.308	0-0	.000	3-11	.273	5	16	21	1.4	18	0	7	12	4	4	11	0.7
23	GOMEZ, Loli	14-0	126	9.0	1-10	.100	1-8	.125	4-4	1.000	1	13	14	1.0	10	0	9	8	0	2	7	0.5
33	MERKOVSKY, Monica	1-0	3	3.0	0-0	.000	0-0	.000	0-0	.000	0	0	0	0.0	0	0	0	0	0	1	0	0.0
Team											30	23	53				8					
Total.....		15	3000		345-829	.416	76-218	.349	204-305	.669	178	368	546	36.4	237	2	207	246	58	111	970	64.7
Opponents.....		15	3000		335-883	.379	98-315	.311	184-249	.739	179	338	517	34.5	277	-	215	220	59	125	952	63.5

Score by Periods	1st	2nd	3rd	4th	Totals
San Diego State	235	240	249	246	970
Opponents	261	182	245	264	952

Away games

RECORD:	OVERALL	HOME	AWAY	NEUTRAL
ALL GAMES	4-10	0-0	4-10	0-0
CONFERENCE	2-7	0-0	2-7	0-0
NON-CONFERENCE	2-3	0-0	2-3	0-0

#	Player	gp-gs	min	avg	Total		3-Point		F-Throw		Rebounds				pf	dq	a	to	blk	stl	pts	avg
					fg-fga	fg%	3fg-fga	3fg%	ft-fa	ft%	off	def	tot	avg								
10	MURRAY, Naje	14-14	477	34.1	65-182	.357	31-94	.330	26-34	.765	16	53	69	4.9	38	0	33	34	6	33	187	13.4
02	RAMOS, Sophia	14-13	457	32.6	66-158	.418	22-63	.349	31-37	.838	6	56	62	4.4	23	0	57	51	6	13	185	13.2
03	ADAMS, Mallory	14-14	425	30.4	58-148	.392	8-33	.242	51-68	.750	44	79	123	8.8	30	0	11	25	6	5	175	12.5
05	ADAMS, Tea	13-13	344	26.5	43-122	.352	3-5	.600	37-52	.712	9	35	44	3.4	32	1	30	28	2	13	126	9.7
22	DORNSTAUDE, Zay	14-8	258	18.4	37-82	.451	0-1	.000	16-26	.615	16	29	45	3.2	34	1	7	22	14	7	90	6.4
34	VANDERDOES, Bayle	14-4	208	14.9	18-43	.419	1-5	.200	7-12	.583	17	31	48	3.4	29	1	7	21	5	6	44	3.1
11	GOMEZ, Arantxa	14-3	134	9.6	11-21	.524	1-2	.500	10-16	.625	13	11	24	1.7	21	0	0	3	1	2	33	2.4
23	GOMEZ, Loli	14-0	161	11.5	8-20	.400	7-12	.583	2-2	1.000	3	15	18	1.3	11	0	4	7	1	4	25	1.8
15	PEREZ, Jayden	6-0	43	7.2	3-12	.250	0-4	.000	2-2	1.000	0	7	7	1.2	0	0	3	3	0	0	8	1.3
04	TERRY, Monique	14-1	137	9.8	7-22	.318	1-4	.250	2-4	.500	6	11	17	1.2	14	0	4	9	2	5	17	1.2
00	VILLA, Kennedy	14-0	152	10.9	7-19	.368	0-0	.000	2-2	1.000	8	9	17	1.2	17	0	8	8	1	10	16	1.1
33	MERKOVSKY, Monica	1-0	4	4.0	0-0	.000	0-0	.000	0-0	.000	0	0	0	0.0	1	0	0	0	0	0	0	0.0
Team											31	32	63				10					
Total.....		14	2800		323-829	.390	74-223	.332	186-255	.729	169	368	537	38.4	250	3	164	221	44	98	906	64.7
Opponents.....		14	2800		374-875	.427	99-284	.349	168-236	.712	166	364	530	37.9	244	-	239	180	69	107	1015	72.5

Score by Periods	1st	2nd	3rd	4th	Totals
San Diego State	227	177	234	268	906
Opponents	272	212	259	272	1015

**Games won**

<b>RECORD:</b>	<b>OVERALL</b>	<b>HOME</b>	<b>AWAY</b>	<b>NEUTRAL</b>
ALL GAMES	12-0	8-0	4-0	0-0
CONFERENCE	7-0	5-0	2-0	0-0
NON-CONFERENCE	5-0	3-0	2-0	0-0

##	Player	gp-gs	min	Total		3-Point		F-Throw		Rebounds				pf	dq	a	to	blk	stl	pts	avg			
				fg-fga	fg%	3fg-fga	3fg%	ft-fa	ft%	off	def	tot	avg											
10	MURRAY, Naje	12-12	393	32.8	60-143	.420	36-90	.400	20-24	.833	12	39	51	4.3	28	0	38	34	3	20	176	14.7		
02	RAMOS, Sophia	12-12	413	34.4	61-121	.504	17-37	.459	28-37	.757	7	42	49	4.1	14	0	59	45	5	20	167	13.9		
05	ADAMS, Tea	12-12	345	28.8	57-135	.422	3-5	.600	28-45	.622	9	38	47	3.9	20	1	23	26	4	22	145	12.1		
03	ADAMS, Mallory	12-12	368	30.7	39-96	.406	12-24	.500	39-62	.629	30	82	112	9.3	20	0	12	8	3	6	129	10.8		
22	DORNSTAUDE, Zay	12-6	209	17.4	24-67	.358	1-2	.500	21-28	.750	23	40	63	5.3	33	0	4	21	13	7	70	5.8		
04	TERRY, Monique	12-0	108	9.0	14-21	.667	5-6	.833	4-6	.667	5	7	12	1.0	7	0	4	5	1	3	37	3.1		
11	GOMEZ, Arantxa	12-1	115	9.6	9-17	.529	0-2	.000	9-15	.600	5	16	21	1.8	17	0	5	6	3	5	27	2.3		
34	VANDERDOES, Bayle	12-5	192	16.0	11-29	.379	0-5	.000	5-6	.833	11	32	43	3.6	32	1	6	15	9	3	27	2.3		
15	PEREZ, Jayden	5-0	27	5.4	2-9	.222	1-5	.200	6-8	.750	1	1	2	0.4	1	0	3	4	0	0	11	2.2		
23	GOMEZ, Loli	11-0	110	10.0	6-11	.545	6-8	.750	4-4	1.000	2	15	17	1.5	7	0	5	6	0	0	22	2.0		
00	VILLA, Kennedy	12-0	117	9.8	2-11	.182	0-0	.000	1-4	.250	5	12	17	1.4	16	0	6	11	1	6	5	0.4		
33	MERKOVSKY, Monica	1-0	3	3.0	0-0	.000	0-0	.000	0-0	.000	0	0	0	0.0	0	0	0	0	0	1	0	0.0		
Team											22	17	39											
Total.....		12	2400		285-660	.432	81-184	.440	165-239	.690	132	341	473	39.4	195	2	165	189	42	93	816	68.0		
Opponents.....		12	2400		256-736	.348	70-252	.278	128-183	.699	151	263	414	34.5	221	-	154	168	44	96	710	59.2		

Score by Periods	1st	2nd	3rd	4th	Totals
San Diego State	204	199	208	205	816
Opponents	189	124	190	207	710

**Games lost**

<b>RECORD:</b>	<b>OVERALL</b>	<b>HOME</b>	<b>AWAY</b>	<b>NEUTRAL</b>
ALL GAMES	0-17	0-7	0-10	0-0
CONFERENCE	0-11	0-4	0-7	0-0
NON-CONFERENCE	0-6	0-3	0-3	0-0

##	Player	gp-gs	min	Total		3-Point		F-Throw		Rebounds				pf	dq	a	to	blk	stl	pts	avg			
				fg-fga	fg%	3fg-fga	3fg%	ft-fa	ft%	off	def	tot	avg											
02	RAMOS, Sophia	17-16	563	33.1	87-209	.416	20-68	.294	35-42	.833	12	70	82	4.8	34	0	75	64	8	18	229	13.5		
03	ADAMS, Mallory	17-17	546	32.1	74-198	.374	7-38	.184	65-87	.747	64	81	145	8.5	34	0	16	33	7	11	220	12.9		
10	MURRAY, Naje	17-16	591	34.8	74-225	.329	36-118	.305	30-39	.769	15	60	75	4.4	48	1	39	48	4	38	214	12.6		
05	ADAMS, Tea	14-14	349	24.9	42-119	.353	1-4	.250	29-49	.592	7	34	41	2.9	35	0	27	27	2	16	114	8.1		
22	DORNSTAUDE, Zay	17-8	316	18.6	47-92	.511	0-1	.000	26-40	.650	22	32	54	3.2	36	1	7	28	22	5	120	7.1		
34	VANDERDOES, Bayle	17-6	241	14.2	24-51	.471	1-4	.250	14-20	.700	14	18	32	1.9	29	0	11	24	7	7	63	3.7		
11	GOMEZ, Arantxa	17-5	168	9.9	13-22	.591	1-1	1.000	11-23	.478	19	11	30	1.8	27	1	2	7	4	1	38	2.2		
15	PEREZ, Jayden	10-0	61	6.1	4-13	.308	0-4	.000	6-6	1.000	0	10	10	1.0	1	0	3	9	0	0	14	1.4		
00	VILLA, Kennedy	17-2	203	11.9	9-21	.429	0-0	.000	4-9	.444	8	13	21	1.2	19	0	9	9	4	8	22	1.3		
04	TERRY, Monique	17-1	181	10.6	6-29	.207	1-7	.143	3-4	.750	13	15	28	1.6	14	0	9	10	1	6	16	0.9		
23	GOMEZ, Loli	17-0	177	10.4	3-19	.158	2-12	.167	2-2	1.000	2	13	15	0.9	14	0	8	9	1	6	10	0.6		
33	MERKOVSKY, Monica	1-0	4	4.0	0-0	.000	0-0	.000	0-0	.000	0	0	0	0.0	1	0	0	0	0	0	0	0.0		
Team											39	38	77											
Total.....		17	3400		383-998	.384	69-257	.268	225-321	.701	215	395	610	35.9	292	3	206	278	60	116	1060	62.4		
Opponents.....		17	3400		453-1022	.443	127-347	.366	224-302	.742	194	439	633	37.2	300	-	300	232	84	136	1257	73.9		

Score by Periods	1st	2nd	3rd	4th	Totals
San Diego State	258	218	275	309	1060
Opponents	344	270	314	329	1257

**Aztec Individual Highs****Points**

28, Sophia Ramos at CSUN (12-9-18)

**Field Goals Made**10, Sophia Ramos at CSUN (12-9-18)  
10, Sophia Ramos at San Diego (11-28-18)**Field Goals Attempted**

24, Sophia Ramos at CSUN (12-9-18)

**Field Goal Percentage (min. 5 made)**

1.000 (5-5), Monique Terry vs. Incarnate Word (11-18-18)

**3-Point Field Goals Made**

7, Sophia Ramos at CSUN (12-9-18)

**3-Point Field Goals Attempted**

13, Sophia Ramos at CSUN (12-9-18)

**3-Pt Field Goal Percentage (min. 3 made)**

1.000 (3-3), Loli Gomez at UC Irvine (12-7-18)

**Free Throws Made**

11, Mallory Adams vs. California Baptist (11-23-18)

**Free Throws Attempted**

15, Mallory Adams vs. California Baptist (11-23-18)

**Free Throw Percentage (min 5 made)**1.000 (8-8), Najé Murray at CSUN (12-9-18)  
1.000 (7-7), Téa Adams at Cal State Fullerton (11-15-18)  
1.000 (6-6), Zayn Dornstauder vs. Nevada (3-7-19)  
1.000 (6-6), Sophia Ramos at UC Irvine (12-7-18)**Rebounds**

15, Mallory Adams vs. San José State (3-2-19)

**Assists**9, Najé Murray vs. San José State (2-2-19)  
9, Sophia Ramos vs. California Baptist (11-23-18)**Steals**

6, Najé Murray at San Diego (11-28-18)

**Blocked Shots**

5, Zayn Dornstauder at New Mexico (1-16-19)

**Turnovers**

9, Sophia Ramos at UC Irvine (12-7-19)

**Minutes**

40, Najé Murray vs. Fresno State (1-23-19)

**Opponent Individual Highs****Points**

31, Analyssa Benally vs. San José State (3-2-19)

**Field Goals Made**11, Terae Briggs vs. Nevada (3-7-19)  
11, Britney Thomas vs. California Baptist (11-23-18)**Field Goals Attempted**

26, Aari McDonald vs. Arizona (12-2-18)

**Field Goal Percentage (min 5 made)**

.833 (5-6), Haley Jones at Air Force (1-30-19)

**3-Point Field Goals Made**

7, Analyssa Benally vs. San José State (3-2-19)

**3-Point Field Goals Attempted**14, Coco Miller vs. UCSB (12-21-18)  
14, Aari McDonald vs. Arizona (12-2-18)**3-Pt Field Goal Percentage (min 3 made)**

1.000 (3-3), Bailey Thomas vs. UNLV (2-23-19)

**Free Throws Made**

12, Aly Gamez vs. Fresno State (1-23-19)

**Free Throws Attempted**

12, Aly Gamez vs. Fresno State (1-23-19)

**Free Throw Percentage (min 5 made)**1.000 (12-12), Aly Gamez vs. Fresno State (1-23-19)  
1.000 (7-7), Jaisa Nunn vs. New Mexico (2-6-19)  
1.000 (7-7), Kaelin Immel at Air Force (1-30-19)  
1.000 (6-6), Mikaylah Wilson vs. San José State (2-2-19)  
1.000 (5-5), Paris Strawther vs. UNLV (2-23-19)  
1.000 (5-5), Danae Miller vs. UC Santa Barbara (12-21-18)  
1.000 (5-5), Lexy Ram vs. California Baptist (11-23-18)**Rebounds**

14, Shannon Dufficy vs. Utah State (2-9-19)

**Assists**

15, Danae Marquez vs. San José State (3-2-19)

**Steals**5, Braydey Hodgins vs. Boise State (2-16-19)  
5, Aly Gamez vs. Fresno State (1-23-19)  
5, Aisia Robertson at New Mexico (1-16-19)  
5, Makenna Woodfolk vs. Hawai'i (11-9-18)**Blocked Shots**

11, Channon Fluker at CSUN (12-9-18)

**Turnovers**6, Briana Autrey at Air Force (1-30-19)  
6, Tanisha Elbourne at Air Force (1-30-19)  
6, Aisia Robertson at New Mexico (1-16-19)  
6, Aari McDonald vs. Arizona (12-2-18)  
6, Ane Olaeta vs. California Baptist (11-23-18)



## TEAM SUPERLATIVES

### Aztec Team Highs

Points	83	vs. California Baptist (11-23-18) at Cal State Fullerton (11-15-18)
Field Goals Made	32	at Cal State Fullerton (11-15-18)
Field Goal Attempts	71	vs. San José State (3-2-19) at CSUN (12-9-18)
Field Goal Percentage	.521 (25-48)	at UC Irvine (12-7-18)
3-pt Field Goals Made	12	at UC Irvine (12-7-18)
3-pt Field Goals Attempted	24	vs. San José State (2-2-19)
3-pt Field Goal Percentage	.636 (7-11)	vs. Nevada (3-7-19)
Free Throws Made	26	vs. Air Force (1-12-19)
Free Throw Attempts	37	vs. Air Force (1-12-19)
Free Throw Percentage	.857 (12-14) .857 (18-21)	at New Mexico (1-16-19) at CSUN (12-9-18)
Rebounds	49	vs. San José State (3-2-19)
Assists	20	vs. San José State (2-2-19)
Steals	14	vs. Incarnate Word (11-18-18)
Blocked Shots	7	vs. Fresno State (1-23-19)
Turnovers	25	at UC Irvine (12-7-18)
Fouls	25	at Nevada (2-20-19)

### Aztec Team Lows

Points	43	at Santa Clara (11-13-18)
Field Goals Made	14	at Santa Clara (11-13-18)
Field Goal Attempts	46	at Utah State (2-9-19)
Field Goal Percentage	.269 (14-52)	at Santa Clara (11-13-18)
3-pt Field Goals Made	0	at Santa Clara (11-13-18)
3-pt Field Goals Attempted	7	at Santa Clara (11-13-18)
3-pt Field Goal Percentage	.000 (0-7)	at Santa Clara (11-13-18)
Free Throws Made	4	vs. UCSB (12-21-18)
Free Throws Attempted	8	vs. UCSB (12-21-18)
Free Throw Percentage	.500 (10-20) .500 (4-8)	vs. San José State (2-2-19) vs. UCSB (12-21-18)
Rebounds	23	vs. UCSB (12-21-18)
Assists	3	at Wyoming (1-9-19)
Steals	2	vs. Colorado State (2-13-19) at Santa Clara (11-13-18)
Blocked Shots	0	vs. Colorado State (2-13-19) vs. San José State (2-2-19)
Turnovers	8	vs. Hawai'i (11-9-19)
Fouls	8	vs. Hawai'i (11-9-19)

### Aztec Scoring

First Half High	45	vs. California Baptist (11-23-18)
First Quarter High	26	vs. San José State (2-2-19)
Second Quarter High	25	vs. California Baptist (11-23-18)
Second Half High	53	at CSUN (12-9-18)
Third Quarter High	23	at Cal State Fullerton (11-15-18)
Fourth Quarter High	34	at CSUN (12-9-18)
First Half Low	21	vs. Utah State (2-27-19) vs. Boise State (1-5-19) at CSUN (12-9-18) at Santa Clara (11-13-18)
First Quarter Low	6	vs. Utah State (2-27-19)
Second Quarter Low	5	at Nevada (2-20-19)
Second Half Low	21	at Wyoming (1-9-19)
Third Quarter Low	9	at Wyoming (1-9-19) at Santa Clara (11-13-18)
Fourth Quarter Low	9	vs. UNLV (2-23-19) at Santa Clara (11-13-18)
Largest Halftime Lead	28 (43-15)	vs. Incarnate Word (11-18-18)
Largest Halftime Deficit	24 (22-46)	at Wyoming (1-9-19)
Largest Margin of Victory	43 (81-38)	vs. Incarnate Word (11-18-18)
Largest Loss	42 (45-87)	at Wyoming (1-9-19)
Largest Deficit in a Win	9 (0-9)	at Utah State (2-9-19)
Largest Lead in a Loss	12 (30-18)	vs. Arizona (12-2-18)

### Opponent Team Highs

Points	91	at Boise State (2-16-19)
Field Goals Made	35	at Boise State (2-16-19)
Field Goal Attempts	70	at Nevada (2-20-19)
Field Goal Percentage	.541 (33-61)	at Wyoming (1-9-19)
3-pt Field Goals Made	14	vs. San José State (3-2-19)
3-pt Field Goals Attempts	32	vs. San José State (2-2-19)
3-pt Field Goal Percentage	.500 (8-16)	vs. UNLV (2-23-19)
Free Throws Made	22	vs. Fresno State (1-23-19)
Free Throws Attempts	25	vs. UNLV (2-23-19) at Air Force (1-30-19)
Free Throw Percentage	.917 (22-24) .917 (11-12)	vs. Fresno State (1-23-19) at Wyoming (1-9-19)
Rebounds	45	at UNLV (1-26-19) at New Mexico (1-16-19)
Assists	25	at CSUN (12-9-18)
Steals	14	at Wyoming (1-9-19) at UC Irvine (12-7-18)
Blocked Shots	12	at CSUN (12-9-18)
Turnovers	25	at Air Force (1-30-19)
Fouls	28	vs. Air Force (1-12-19)

### Opponent Team Lows

Points	38	vs. Incarnate Word (11-18-18)
Field Goals Made	13	vs. Incarnate Word (11-18-18)
Field Goal Attempts	50	vs. UCSB (12-21-18)
Field Goal Percentage	.213 (13-61)	vs. Incarnate Word (11-18-18)
3-pt Field Goals Made	2	at Nevada (2-20-19)
3-pt Field Goal Attempts	10	at Nevada (2-20-19)
3-pt Field Goal Percentage	.115 (3-26)	vs. New Mexico (2-6-19) vs. Arizona (12-2-18) vs. Hawai'i (11-9-18)
Free Throws Made	7	vs. Colorado State (2-13-19)
Free Throw Attempts	9	vs. Colorado State (2-13-19)
Free Throw Percentage	.500 (9-18)	vs. Incarnate Word (11-18-18)
Rebounds	28	vs. Fresno State (1-23-19)
Assists	6	vs. Incarnate Word (11-18-18)
Steals	4	at UNLV (1-26-19) at Cal State Fullerton (11-15-18)
Blocked Shots	0	vs. UCSB (12-21-18)
Turnovers	6	at Wyoming (1-9-19)
Fouls	11	at Wyoming (1-9-19)

### Opponent Scoring

First Half High	50	at Boise State (2-16-19)
First Quarter High	28	at Boise State (2-16-19)
Second Quarter High	28	at Wyoming (1-9-19)
Second Half High	46	at Cal State Fullerton (11-15-18)
Third Quarter High	29	at Cal State Fullerton (11-15-18)
Fourth Quarter High	24	at UC Irvine (12-7-18)
First Half Low	15	vs. Incarnate Word (11-18-18)
First Quarter Low	7	vs. Colorado State (2-13-19)
Second Quarter Low	2	vs. Incarnate Word (11-18-18)
Second Half Low	23	vs. Incarnate Word (11-18-18)
Third Quarter Low	3	vs. Incarnate Word (11-18-18)
Fourth Quarter Low	11	vs. Air Force (1-12-19)
Largest Halftime Lead	24 (46-22)	at Wyoming (1-9-19)
Largest Halftime Deficit	28 (15-43)	vs. Incarnate Word (11-18-18)
Largest Margin of Victory	42 (87-45)	at Wyoming (1-9-19)
Largest Loss	43 (38-81)	vs. Incarnate Word (11-18-18)
Largest Deficit in a Win	12 (18-30)	vs. Arizona (12-2-18)
Largest Lead in a Loss	9 (9-0)	at Utah State (2-9-19)

## 2018-19 MISCELLANEOUS STATS

### ►The Last Time an Aztec...

#### Scored 20-24 points

21, Najé Murray, 3-7-19 vs. Nevada

#### Scored 25-29 points

28, Sophia Ramos 12-9-18 at CSUN

#### Scored 30-39 points

32, McKynzie Fort, 1-20-18 vs. San José State

#### Scored 40+ points

41, Chana Perry, 1-2-88 vs. Northern Illinois

#### Had 20+ rebounds

27, Chana Perry, 11-25-88 vs. Alabama State

#### Had 15-19 rebounds

15, Mallory Adams, 3-2-19 vs. San José State

#### Had 10-14 rebounds

11, Zayn Dornstauder, 3-7-19 vs. Nevada

#### Had 10+ assists

11, Geena Gomez, 1-20-18 vs. New Mexico

#### Had A Double-Double

Mallory Adams, 16 points, 15 rebounds, 3-2-19 vs. San José State

#### Had A Triple-Double

Chelsea Hopkins, 13 points, 11 rebounds, 12 assists, 3-9-13 vs. Boise State

### ►The Last Time San Diego State...

#### Had two players score 20 points in the same game

McKynzie Fort (32) and Najé Murray (29), 1-20-18 vs. New Mexico

#### Had two players with a double-double in the same game

Erimma Amarikwa (19 points, 13 rebounds) and Cheyenne Greenhouse (19 points, 11 rebounds), 11-14-14 vs. Sacramento State

#### Scored 100+ points

101, vs. Colorado State (101-62), 1-25-92

#### Allowed 100+ points

104, vs. UCLA (56-104), 12-11-98

#### Won by 20+ points

43, vs. Incarnate Word (11-18-18)

#### Won by 30+ points

43, vs. Incarnate Word (11-18-18)

#### Won by 40+ points

43, vs. Incarnate Word (11-18-18)

#### Won by 50+ points

51, vs. Air Force (79-28), 1-7-09

#### Won in Overtime

vs. Fresno State (65-54), 2-10-16

#### Lost in Overtime

vs. Nevada (84-95), 3-5-17

### ►2018-19 Aztec Leaders\*

#### Double-Figure Scoring Games

Sophia Ramos (24), Najé Murray (22), Mallory Adams (18), Téa Adams (16), Zayn Dornstauder (6), Baylee Vanderdoes (2), Monique Terry (1), Jayden Perez (1)

#### SDSU High Scorer

Najé Murray (10), Mallory Adams (9), Sophia Ramos (6), Téa Adams (6)

#### Double-Figure Rebounding Games

Mallory Adams (14), Zayn Dornstauder (2), Baylee Vanderdoes (1), Sophia Ramos (1)

#### Games Led SDSU In Rebounds

Mallory Adams (20), Sophia Ramos (3), Téa Adams (3), Zayn Dornstauder (3), Najé Murray (2), Baylee Vanderdoes (2)

#### Games Led SDSU In Assists

Sophia Ramos (23), Najé Murray (5), Téa Adams (2), Jayden Perez (1)

#### Games Led SDSU In Steals

Najé Murray (18), Téa Adams (11), Sophia Ramos (10), Zayn Dornstauder (4), Baylee Vanderdoes (3), Loli Gomez (3), Baylee Vanderdoes (2), Mallory Adams (2), Kennedy Villa (2)

#### Games Led SDSU In Blocks

Zayn Dornstauder (13), Sophia Ramos (8), Baylee Vanderdoes (7), Mallory Adams (6), Najé Murray (4), Téa Adams (4), Kennedy Villa (3), Araxta Gómez Ferrer (2), Monique Terry (1),

\*Includes ties

### ►2018-19 SPECIALTY STATS San Diego State/Opponent

	Points in Paint	Points off TOs	2nd Chance Points	Fast Break Points	Bench Points
vs. Hawai'i (W)	28/20	10/9	7/12	14/8	9/21
at Santa Clara (L)	20/32	8/14	10/6	0/4	14/30
at Cal State Fullerton (W)	48/36	17/5	9/12	6/4	8/12
vs. Incarnate Word (W)	44/20	25/9	5/8	21/4	32/12
vs. California Baptist (W)	38/38	27/14	4/12	6/8	15/16
vs. TCU (L)	24/44	8/26	23/16	0/5	18/24
at San Diego (L)	10/10	10/9	6/10	6/4	14/11
vs. Arizona (L)	24/26	14/22	5/6	6/14	10/7
at UC Irvine (W)	22/36	9/21	9/11	15/11	21/8
at CSUN (L)	30/32	15/14	14/7	10/11	8/11
vs. UCSB (L)	36/20	25/16	14/12	3/5	14/2
vs. Boise State (L)	42/30	14/23	15/11	6/6	12/19
at Wyoming (L)	22/36	4/23	2/5	0/4	15/45
vs. Air Force (W)	36/20	18/13	8/7	6/8	4/16
at New Mexico (L)	32/32	4/15	13/11	15/25	9/15
vs. Fresno State (L)	42/42	16/33	14/12	8/12	6/10
at UNLV (L)	34/38	14/14	13/10	15/2	8/27
at Air Force (L)	41/36	19/21	18/9	9/10	20/11
vs. San José State (W)	24/20	18/12	10/11	2/16	4/21
vs. New Mexico (W)	18/30	8/10	9/14	0/5	7/13
at Utah State (W)	8/20	8/15	3/16	6/4	12/17
vs. Colorado State (W)	18/14	10/6	4/7	2/2	8/14
at Boise State (L)	32/42	10/21	4/10	11/18	11/29
at Nevada (L)	28/38	10/17	2/17	9/8	2/28
vs. UNLV (L)	26/20	13/15	12/10	8/2	6/16
vs. Utah State (L)	16/30	9/20	1/9	4/14	13/12
at San José State (L)	38/22	11/11	6/5	2/2	10/15
at Fresno State (W)	30/22	10/10	12/12	4/2	11/9
vs. Nevada (W)	26/26	12/17	11/12	4/2	13/8

► 2018-19 AZTEC GAME-BY-GAME POINTS-REBOUNDS-ASSISTS

	0	2	3	4	5	10	11	15	22	23	24	33	34	45
	Kennedi	Sophia	Mallory	Monique	Téa	Najé	Arantxa	Jayden	Zayn	Loli	Kiara	Monica	Baylee	Naomi
Opponent	Villa	Ramos	Adams	Terry	Adams	Murray	Gómez Ferrer	Perez	Dornstauder	Gomez	Edwards	Merkovskiy	Vanderdoes	Ekwedike
HAWAII	0-0-1	14-6-3	3-5-1	0-0-1	15-6-3	14-3-4	0-1-1	DNP	9-6-0	DNP	DNP	DNP	3-3-0	DNP
Santa Clara	0-2-0	8-5-2	9-4-0	0-2-0	10-6-1	1-3-1	5-2-0	0-1-1	4-4-1	0-0-0	DNP	DNP	6-3-0	DNP
CS Fullerton	0-0-0	19-4-3	16-7-0	2-0-0	21-6-4	17-6-3	0-1-0	0-0-0	6-3-1	0-0-0	DNP	DNP	2-9-1	DNP
INCARNATE WORD	0-3-1	13-4-5	8-9-1	12-2-2	13-2-0	11-1-4	3-3-0	11-2-2	4-4-0	2-1-1	DNP	0-0-0	4-8-0	DNP
CAL BAPTIST	2-4-1	9-7-9	16-11-2	4-3-0	16-2-4	17-4-2	2-1-0	0-0-0	7-4-0	0-0-0	DNP	DNP	10-1-0	DNP
TCU	0-0-0	14-5-5	9-10-2	4-2-0	7-5-2	14-6-0	7-0-0	2-0-0	5-1-0	0-1-0	DNP	DNP	2-1-1	DNP
San Diego	0-2-3	24-4-5	12-10-2	0-1-0	3-0-1	16-3-3	3-0-0	DNP	11-2-2	0-1-0	DNP	DNP	2-3-1	DNP
ARIZONA	2-2-0	14-10-7	7-3-2	0-2-2	DNP	16-4-3	1-3-1	0-0-0	9-3-0	0-2-0	DNP	DNP	11-1-1	DNP
UC Irvine	0-0-0	17-4-6	10-9-2	8-4-0	8-4-3	20-9-2	2-1-0	DNP	2-1-0	9-4-0	DNP	DNP	2-4-1	DNP
Csun	2-1-0	28-7-2	13-11-2	2-0-1	DNP	19-7-3	3-4-0	0-1-1	3-1-0	0-2-0	DNP	DNP	4-5-1	DNP
UCSB	5-2-1	11-0-3	17-5-1	4-3-0	DNP	5-1-5	2-3-0	2-3-0	6-3-0	0-0-0	DNP	DNP	6-2-2	DNP
BOISE STATE	1-1-1	15-5-6	20-12-0	0-4-0	6-2-1	11-1-1	3-1-0	0-0-0	8-8-1	0-1-2	DNP	DNP	2-1-0	DNP
Wyoming	2-0-0	6-6-1	8-3-0	0-0-0	2-1-1	7-4-0	0-1-0	6-4-1	7-2-0	3-2-0	DNP	0-0-0	4-2-0	DNP
AIR FORCE	1-1-0	16-5-5	7-12-0	3-1-0	12-4-1	23-4-2	0-2-0	DNP	8-5-1	0-1-0	DNP	DNP	0-2-0	DNP
New Mexico	4-1-0	11-3-7	2-13-1	0-2-0	10-5-1	17-4-1	3-0-0	2-0-0	13-8-1	0-0-0	DNP	DNP	0-1-1	DNP
FRESNO STATE	0-3-1	17-2-6	14-7-2	0-2-3	12-1-1	22-3-2	2-5-1	2-0-0	10-3-0	0-1-2	DNP	DNP	2-1-0	DNP
Unlv	0-0-2	14-7-2	19-10-0	0-3-1	0-2-3	14-7-4	2-1-0	0-1-0	2-2-0	0-0-0	DNP	DNP	6-1-0	DNP
Air Force	0-0-0	10-3-7	15-12-0	0-2-0	7-1-2	11-5-3	3-2-0	DNP	10-3-1	2-1-1	DNP	DNP	8-3-0	DNP
SAN JOSÉ STATE	0-2-0	13-5-5	14-13-0	0-0-0	13-4-2	16-7-9	4-4-0	0-0-1	9-5-1	0-0-0	DNP	DNP	0-1-2	DNP
NEW MEXICO	0-1-0	21-2-4	10-8-3	3-0-0	4-3-2	8-5-2	2-1-2	0-0-0	11-11-1	2-2-0	DNP	DNP	0-1-0	DNP
at Utah State	0-1-2	10-3-4	7-10-0	0-0-0	14-3-2	11-2-3	6-5-0	DNP	2-8-0	6-0-1	DNP	DNP	0-1-0	DNP
COLORADO STATE	0-1-0	13-5-5	17-13-1	0-1-1	6-3-0	10-4-3	5-1-2	DNP	0-4-0	3-4-1	DNP	DNP	0-1-2	DNP
at Boise State	2-0-0	3-2-5	17-5-2	0-1-2	13-5-3	9-4-4	2-2-0	DNP	14-1-0	3-3-1	DNP	DNP	4-3-0	DNP
at Nevada	0-1-1	17-4-4	17-6-0	0-1-0	11-4-1	17-7-1	0-1-0	DNP	4-3-0	2-0-0	DNP	DNP	0-1-1	DNP
UNLV	0-1-0	12-7-3	15-9-0	0-3-0	10-3-2	5-4-2	1-1-0	DNP	2-2-0	0-0-1	DNP	DNP	4-3-0	DNP
UTAH STATE	0-0-0	15-5-4	9-10-1	3-0-0	11-4-2	10-6-3	0-0-0	DNP	4-2-0	0-1-1	DNP	DNP	0-0-2	DNP
San Jose State	4-4-0	10-7-6	16-15-1	3-0-0	12-2-6	20-6-3	1-4-0	DNP	8-6-1	0-0-0	DNP	DNP	2-1-1	DNP
Fresno State	2-4-0	8-3-3	13-8-1	2-1-0	15-4-2	8-2-2	3-0-0	DNP	4-1-0	0-5-1	DNP	DNP	4-11-0	DNP
Nevada	0-0-1	14-1-7	8-7-1	3-0-0	8-5-0	21-4-2	0-1-0	DNP	8-11-0	0-0-1	DNP	DNP	2-1-0	DNP

DNP - Did Not Play

**Starting Lineups**

Game	F/C	F	G	G	PG
vs. Hawai'i (W)	Vanderdoes	M. Adams	Murray	T. Adams	Ramos
at Santa Clara (L)	Dornstauder	Gómez Ferrer	M. Adams	Murray	T. Adams
at CS Fullerton (W)	Vanderdoes	M. Adams	Murray	T. Adams	Ramos
vs. Incarnate Word (W)	Vanderdoes	M. Adams	Murray	T. Adams	Ramos
vs. California Baptist (W)	Vanderdoes	M. Adams	Murray	T. Adams	Ramos
vs. TCU (L)	Vanderdoes	M. Adams	Murray	T. Adams	Ramos
at San Diego (L)	Vanderdoes	M. Adams	Murray	T. Adams	Ramos
vs. Arizona (L)	Vanderdoes	M. Adams	Villa	Murray	Ramos
at UC Irvine (W)	Vanderdoes	M. Adams	Murray	T. Adams	Ramos
at CSUN (L)	Vanderdoes	Terry	M. Adams	Murray	Ramos
vs. UCSB (L)	Vanderdoes	M. Adams	Villa	Murray	Ramos
vs. Boise State (L)	Vanderdoes	M. Adams	Murray	T. Adams	Ramos
at Wyoming (L)	Dornstauder	M. Adams	Murray	T. Adams	Ramos
vs. Air Force (W)	Dornstauder	M. Adams	Murray	T. Adams	Ramos
at New Mexico (L)	Dornstauder	M. Adams	Murray	T. Adams	Ramos
vs. Fresno State (L)	Dornstauder	M. Adams	Murray	T. Adams	Ramos
at UNLV (L)	Gómez Ferrer	M. Adams	Murray	T. Adams	Ramos
at Air Force (L)	Gómez Ferrer	M. Adams	Murray	T. Adams	Ramos
vs. San José State (W)	Dornstauder	M. Adams	Murray	T. Adams	Ramos
vs. New Mexico (W)	Dornstauder	M. Adams	Murray	T. Adams	Ramos
at Utah State (W)	Dornstauder	M. Adams	Murray	T. Adams	Ramos
vs. Colorado State (W)	Dornstauder	M. Adams	Murray	T. Adams	Ramos
at Boise State (L)	Dornstauder	M. Adams	Murray	T. Adams	Ramos
at Nevada (L)	Dornstauder	M. Adams	Murray	T. Adams	Ramos
vs. UNLV (L)	Gómez Ferrer	M. Adams	Murray	T. Adams	Ramos
vs. Utah State (L)	Dornstauder	Gómez Ferrer	M. Adams	T. Adams	Ramos
at San José State (L)	Dornstauder	M. Adams	Murray	T. Adams	Ramos
at Fresno State (W)	Dornstauder	M. Adams	Murray	T. Adams	Ramos
vs. Nevada (W)	Gómez Ferrer	M. Adams	Murray	T. Adams	Ramos

**Lineup Records**

Dornstauder, M. Adams, Murray, T. Adams, Ramos 6-6  
 Vanderdoes, M. Adams, Murray, T. Adams, Ramos 5-3  
 Gómez Ferrer, M. Adams, Murray, T. Adams, Ramos 1-3  
 Vanderdoes, M. Adams, Villa, Murray, Ramos 0-2  
 Dornstauder, Gómez Ferrer, M. Adams, T. Adams, Ramos 0-1  
 Vanderdoes, Terry, M. Adams, Murray, Ramos 0-1  
 Dornstauder, Gómez Ferrer, M. Adams, Murray, T. Adams, 0-1



2018-19 BROADCAST ROSTER



**KENNEDY VILLA**  
So. | 6-0 | G  
Albany, Calif.  
Saint Mary's HS

0



**SOPHIA RAMOS**  
Fr. | 5-9 | G  
San Antonio, Texas  
Incarnate Word HS

2




**MALLORY ADAMS**  
Fr. | 6-0 | G/F  
Frisco, Texas  
Lone Star HS

3



**MONIQUE TERRY**  
Jr. | 6-2 | F  
San Antonio, Texas  
Brennan HS

4



**TÉA ADAMS**  
So. | 5-9 | G  
Kirkland, Wash.  
Juanita HS

5



**NAJÉ MURRAY**  
So. | 5-6 | G  
Stockton, Calif.  
Saint Mary's HS

10



**ARANTXA GÓMEZ FERRER**  
Sr. | 6-0 | F  
Valencia, Spain  
Parque Colegio Santa Ana HS

11



**JAYDEN PEREZ**  
Fr. | 5-8 | G  
Las Cruces, N.M.  
Onate HS

15



**ZAYN DORNSTAUDE**  
RS-Jr. | 6-3 | C  
Regina, Saskatchewan, Canada  
Ball State /Hamilton HS (Ariz.)

22



**LOLI GOMEZ**  
Sr. | 5-10 | G  
Huntington Beach, Calif.  
CSU San Bernardino/Edison HS

23




**KIARA EDWARDS**  
So. | 6-1 | F  
Surprise, Ariz.  
Valley Vista HS

24



**TAYLOR KALMER**  
Sr. | 5-8 | G  
Chandler, Ariz.  
Oregon State/Corona del Sol HS

25



**MONICA MERKOVSKY**  
Sr. | 6-1 | F  
Torrance, Calif.  
West Torrance HS

33



**BAYLEE VANDERDOES**  
Jr. | 6-1 | F  
Auburn, Calif.  
Placer HS

34



**NAOMI EKWEDIKE**  
RS-So. | 6-6 | C  
Lagos, Nigeria  
Potters House Christian Academy (Fla.)

45



**STACIE TERRY**  
Head Coach  
Sixth Season  
UT Arlington (1998)

HC



**KEVIN MORRISON**  
Assistant Coach  
First Season  
Cal Poly Pomona (1994)

AC



**CIARA CARL**  
Assistant Coach  
Sixth Season  
Point Loma Nazarene (2005)

AC



**NICK GRANT**  
Assistant Coach  
Fifth Season  
Baylor (2010)

AC