



SAN DIEGO STATE WOMEN'S BASKETBALL

2018-19 GAME NOTES

Ben Pearson, Assistant Media Relations Director • E-mail: ben.pearson@sdsu.edu • Office: 619-594-5547

2018-19 SCHEDULE

Date	Opponent	Time/Result
Nov. 2	Biola (Exhibition)	W, 63-53
Nov. 9	Hawai'i	W, 58-57
Nov. 13	at Santa Clara	L, 43-60
Nov. 15	at Cal State Fullerton	W, 83-72
Nov. 18	Incarnate Word	W, 81-38
SDSU Thanksgiving Classic		
Nov. 23	Cal Baptist	W, 83-67
Nov. 24	TCU	L, 64-81
Nov. 28	at San Diego	L, 71-72
Dec. 2	Arizona	L, 60-69
Dec. 7	at UC Irvine	W, 78-70
Dec. 9	at CSUN	L, 74-77
Dec. 21	UC Santa Barbara	L, 58-63
Jan. 5	Boise State*	L, 66-69
Jan. 9	at Wyoming*	L, 45-87
Jan. 12	Air Force*	W, 70-61
Jan. 16	at New Mexico*	L, 62-70
Jan. 23	Fresno State*	L, 81-87
Jan. 26	at UNLV*	L, 57-71
Jan. 30	at Air Force*	L, 65-77
Feb. 2	San José State*	W, 69-68
Feb. 6	New Mexico*	W, 61-59
Feb. 9	at Utah State*	W, 56-54
Feb. 13	Colorado State*	W, 54-45
Feb. 16	at Boise State*	L, 67-91
Feb. 20	at Nevada*	L, 69-74
Feb. 23	UNLV*	L, 49-62
Feb. 27	Utah State*	L, 52-65
March 2	at San José State*	L, 76-84
March 4	at Fresno State*	W, 59-58
March 7	Nevada*	W, 64-61

Mountain West Championship (Las Vegas, Nev.)

March 10	No. 10 Air Force	W, 63-55
March 11	No. 2 New Mexico	W, 70-61 (OT)
March 12	No. 3 Wyoming	8:30 p.m.
March 13	No. 1 Boise St./No. 4 Fresno St.	7pm

* Indicates Mountain West game. All times local to site.

GAME #32 | vs. No. 3 Wyoming (Tuesday, March 12, 8:30 PM PT), Thomas & Mack Center

LIVE MEDIA: Mountain West Network | Aztec Radio Network | Live Stats



SAN DIEGO STATE

2018-19 Record: 14-17 (7-11)

Head Coach: Stacie Terry

Sixth Year at SDSU



WYOMING

2018-19 Record: 21-7 (13-5)

Head Coach: Joe Legerski

16th Year at Wyoming

TOP PERFORMERS

Scoring	Sophia Ramos - 13.9
Rebounding	Mallory Adams - 9.1
Assists	Sophia Ramos - 4.6

TOP PERFORMERS

Scoring	Marta Gomez - 15.8
Rebounding	Bailee Cotton - 8.8
Assists	Karla Erjavec - 3.8

- The 7th-seeded Aztecs will face No. 3 Wyoming in the semi-finals of the Mountain West Tournament Tuesday at 8:30 p.m. at UNLV's Thomas and Mack Center.
- The game will be streamed on the Mountain West Network. Additionally, there will be an audio-only broadcast with Chris Elio (12th season) on the call.
- The Aztecs had a thrilling 70-61 come from behind overtime win over No. 2 New Mexico Monday evening. They rallied from a 13-point second half deficit, their largest comeback of the season.
- Najé Murray had 22 points and hit six three-pointers vs. New Mexico to give her 79 on the year, which broke the school record of 77 set by Jamey Cox (2002-03) and Courtney Clements (2012-13).
- The Aztecs set a season-high and tied an all-time MW Tournament record with 59 rebounds.
- Mallory Adams (16) and Baylee Vanderdoes (14) set new career-highs for rebounds. Adams' 16 boards was the most by a freshman in Mountain West Tournament history.
- The Aztecs have won four games in a row, tied for their longest streak of the year.
- The Aztecs shot 45.0 percent (9-20) from three on Monday, upping their three-point percentage on the season to 34.7. This is the second best rate in the conference and would be the highest for an Aztec team since the 1991-92 season and the second best ever
- Mallory Adams is averaging 9.1 rebounds per game, the most for an Aztec since Mary Apiafi in the 1999-2000 season.
- Sophia Ramos is the only true freshman in the nation to average 13.5 points, 4.5 assists and 4.5 rebounds per game.
- Mallory Adams and Sophia Ramos were named to the Mountain West all-freshman team. Adams was also an all-conference honorable mention selection.
- SDSU only played Wyoming once this year, suffering their worst loss of the season (87-45).

SAN DIEGO STATE AZTECS

No.	Name	Pos.	Ht.	Yr.	PPG	RPG	APG	Individual Player Notes
0	Kennedi Villa	G	6-0	So.	0.9	1.3	0.5	Set career-highs for points (5) and minutes (24) vs. UCSB ... Made first career start vs Arizona (12-2-18).
2	Sophia Ramos	G	5-9	Fr.	13.9	4.5	4.6	Set SDSU record with 6 3-pointers in the 4th Q at CSUN (12-9)... Leads MW freshmen in points and assists.
3	Mallory Adams	G/F	6-0	Fr.	12.1	9.1	0.9	Had career-high 16 rebs vs. [2] UNM (3-11-19)... Tied career-high 20 points vs. [10] AF (3-10-18)..
4	Monique Terry	F	6-2	Jr.	1.8	1.3	0.4	Earned first start of the year at CSUN (12-9-18)... Was 5-5 with career-high 12 points vs. UIW (11-18-18).
5	Téa Adams	G	5-9	So.	10.2	3.4	2.0	Has two GW shots (UH & SJSU)... Had career-high 21 points at CSF (11-15-18)... Had 18 pts vs. [2] UNM (3-11-19)
10	Najé Murray	G	5-6	So.	13.6	4.3	2.7	Broke SDSU record for single-season 3FGs in MW QF to total 79 3-pointers... Had career-high 9 assists vs SJSU (2-2-19).
11	Arantxa Gómez Ferrer	F	6-0	Sr.	2.1	1.8	0.2	Has played in 105 games... Hit GW FTs at Utah St (2-9-19)... Shooting 55.0% from the field.
15	Jayden Perez	G	5-8	Fr.	1.7	0.8	0.4	Currently out with injury... Missed Sr year of HS due to injury, but still scored 1,586 career points.
22	Zayn Dornstauder	C	6-3	RS-Jr.	6.3	4.2	0.4	Had GW block & tied career-high w/ 11 rebs vs. Nevada (3-7-19)... Had career-high 14 pts at BSU (2-16-19)
23	Loli Gomez	G	5-10	Sr.	1.1	1.1	0.5	Shooting 40% from 3... Had career-high 9 points at UCI (12-7-18)... Awarded scholarship over the summer.
24	Kiara Edwards*	F	6-1	So.	--	--	--	Redshirting this season... Totaled 46 minutes across 9 games last season.
25	Taylor Kalmer*	G	5-8	Sr.	--	--	--	Played in 80 games in three years at Oregon State... Averaged 6.0 ppg last year... Will redshirt this season.
33	Monica Merkovsky	F	6-1	Sr.	0.0	0.0	0.0	Has played seven minutes in two games... Former team manager.
34	Baylee Vanderdoes	F	6-1	Jr.	3.1	3.0	0.6	Had career-high 14 rebounds vs. [2] UNM (3-11-19)... Had season-high 11 points vs. Arizona (12-2-18).
45	Naomi Ekwedike	F	6-6	RS-So.	--	--	--	Currently out with an injury... Shot 52.3 percent from the field last season.

*Utilizing redshirt season

Head Coach: Stacie Terry (UT Arlington, 1998) | (Sixth Season at SDSU)

Assistant Coaches: Kevin Morrison (Cal Poly Pomona, 1994); Ciara Carl (Point Loma Nazarene, 2005); Nick Grant (Baylor, 2010)

Director of Basketball Operations: Jon Silver (UCLA, 2009) | Director of Player Personnel: Mercedes Riggs (Duke, 2016) | Graduate Assistant: Sheila Boykin (LSU, 2015)

SAN DIEGO STATE QUICK FACTS

GENERAL INFORMATION

Location: San Diego, Calif., 92182
 Founded: 1897
 Enrollment: 33,917
 Nickname: Aztecs
 School Colors: Scarlet and Black
 Affiliation: NCAA Division I
 Conference: Mountain West
 Home Arena (Capacity):
 Steve Fisher Court at Viejas Arena (12,414)
 President: Dr. Adela de la Torre
 Director of Athletics: John David Wicker
 Faculty Athletic Representative: Patrick Papin
 Athletics Dept. Phone: 619-594-3019

AZTEC BASKETBALL FACTS

First Year of Basketball: 1976-77
 All-Time Record: 651-592 (.524) / 42 seasons
 Postseason Appearances/NCAA Appearances: 12/9
 Last Postseason Appearance: 2013
 Lost to BYU (69-58) in WNIT Second Round

SDSU TEAM INFORMATION

2017-18 Record: 11-19 (.367)
 2017-18 MW Record/Finish: 5-13/t-8th
 2018 MW Tournament Record: 0-1
 2018 Final NCAA RPI: 270
 Letterwinners Returning/Lost: 6/5
 Starters Returning/Lost: 1/4
 Newcomers: 5

AZTEC BASKETBALL STAFF

Head Coach: Stacie Terry
 Alma Mater: UT Arlington, 1998
 Career Record/Years: 59-93/Sixth Year
 Record at SDSU: Same
 Best Time to Call: Contact SID
 Basketball Office Phone: 619-594-4095
 Basketball Office Fax: 619-594-8057
Assistant Coaches:
 Kevin Morrison
 First season at SDSU
 Alma Mater: Cal Poly Pomona, 1994
 Ciara Carl
 Sixth season at SDSU
 Alma Mater: Point Loma Nazarene, 2005
 Nick Grant
 Fifth season at SDSU
 Alma Mater: Baylor, 2010
Director of Basketball Operations: Jon Silver
 Third season at SDSU
 Alma Mater: UCLA, 2009
Player Development Coordinator: Mercedes Riggs
 First season at SDSU
 Alma Mater: Duke, 2016
Graduate Assistant: Sheila Boykin
 First season at SDSU
 Alma Mater: LSU, 2015
Athletic Trainer: Queenie Soriano
Academic Advisor: Dr. Bre White
Strength and Conditioning: Eddie Padilla

SDSU MEDIA RELATIONS

Women's Basketball SID: Ben Pearson
 E-mail: ben.pearson@sdsu.edu
 Office Phone: 619-594-5549

Last Time Out (70-61 (OT) vs. New Mexico 3-11-19)

Sophomore guard Najé Murray tallied 22 points with six three-pointers and freshman guard Mallory Adams recorded a career-high 16 rebounds in San Diego State's 70-61 overtime win over second-seeded New Mexico in Monday's Mountain West quarterfinal. The Aztecs came back from a 13-point deficit and tied the score with a Sophia Ramos' runner at the end of regulation to push the game into extra minutes.

Ramos had 20 points in the game, and she and Murray tied for a team-high five assists each. Murray's six threes brought her season total to 79, surpassing the SDSU single-season record of 77 by both Jamey Cox (2003) and Courtney Clements (2013). Junior forward Baylee Vanderdoes had 14 total rebounds, earning a new season and career high. Sophomore guard Téa Adams was also in double digits with 18 points and five boards. Mallory Adams' 16 rebounds surpassed the current mark for most rebounds ever by a freshman in the MW Women's Basketball Championship.

"It's the time of the year where it's will over anything else," Murray said. "We know them like the back of [our] hand and they don't know us in the same way. It was grit. It was effort. It was making plays at the end, and then we made plays top to bottom. Everyone who stepped on our court for us made a play at the right time, and I think that's what matters at this time of the year and this time of the game."

San Diego State became the third consecutive seventh-seeded team to knock off the No. 2 seed and advance to the semifinals in the Mountain West tournament, and this was the second straight year the No. 2 vs. No. 7 game has gone into overtime.

The Lobos had three players in double digits, led by MW Player of the Year Jaisa Nunn's 24 points and 19 rebounds. Jaedyn De La Cerda had 16 points while Jayla Everett added 10 for the Lobos. Nike McClure came in second in rebounding for New Mexico with 11.

Murray started the game hot from beyond the arc, nailing back-to-back three pointers and scoring eight of the Aztecs' 12 first-quarter points. The team combined for a total of 11 rebounds in the first 10 minutes of play, while Ramos and Téa Adams had two assists apiece. The Lobos shot 4-13 from the field and made five of six from the charity stripe.

New Mexico jumped out early with strong defense in the second quarter but it was Murray's clutch three-point shooting that brought the Aztecs back from deficits two different times in the quarter to tie it up with the Lobos, but the Lobos made three buckets in the last two and a half minutes to enter halftime with a six-point advantage over the Aztecs.

The Lobos came out from halftime with an undeniable defensive presence and made nine points in the first three minutes of the third quarter, running up a 13-point lead, their largest of the game. The Aztecs found their way back slowly through the remainder of the quarter and with a late layup by Vanderdoes, cut the New Mexico lead to seven.

Ramos put up a bucket in the paint at the start of the fourth quarter, but UNM's Jaisa Nunn answered with two layups and a free throw to put the Lobos ahead by 10. Murray put up her fifth three of the game with 7:17 left in regulation to break the single-season record for three-point field goals made, and Ramos nailed three treys of her own, the latter of the bunch to tie the score at 55 heading into the final

MW PRESEASON POLL

Rk.	Team	Pts.
1.	Boise State (19)	229
2.	UNLV (4)	208
3.	Fresno State	175
4.	Wyoming	158
5.	New Mexico	150
6.	Colorado State	128
7.	Nevada	115
8.	Utah State	86
9.	San Diego State	64
10.	San José State	57
11.	Air Force	27

First-place votes in parentheses

MW PRESEASON HONORS

Preseason All-Mountain West Team

Riley Lupfer, Jr., G, Boise State
 Marta Hermida, Sr., G, Boise State
 Candice White, Sr., G, Fresno State
 Jaisa Nunn, Sr., C, New Mexico
 Katie Powell, Sr., F/C, UNLV

Preseason Player of the Year

Riley Lupfer, Jr., G, Boise State

Preseason Newcomer of the Year:

Mollie Mounsey, Jr., G, Colorado State

Preseason Freshman of the Year

Jade Loville, G, Boise State

SDSU IN THE MW POLL

Year	Pre.	Final
1999-2000	6th	6th
2000-01	7th	6th
2001-02	7th	7th
2002-03	7th	7th
2003-04	6th	7th
2004-05	7th	t-7th
2005-06	8th	9th
2006-07	7th	7th
2007-08	7th	t-5th
2008-09	2nd	2nd
2009-10	1st	t-3rd
2010-11	2nd	6th
2011-12	2nd	1st
2012-13	1st	1st
2013-14	3rd	t-6th
2014-15	7th	7th
2015-16	6th	t-8th
2016-17	7th	8th
2017-18	8th	t-8th
2018-19	9th	--



WYOMING SERIES NOTES

**No. 7 SAN DIEGO STATE (14-17, 7-11)
vs. No. 3 Wyoming (21-7, 13-5)**
Wyoming leads series 29-28

• 2018-19 Comparative Stats

WYO	Overall Record	SDSU
21-7	14-17	7-11
13-5	MW Record	7-11
.458	Field Goal Pct.	.401
.393	3-PT FG Pct.	.347
.765	Free Throw Pct.	.691
.407	Opp. FG Pct.	.398
.305	Opp. 3-PT FG Pct.	.317
+2.5	Turnover Margin	-2.1
33.4	Rebound Avg.	38.1
+2.6	Rebound Margin	+1.8
68.2	Points/Game	64.8
55.9	Pts. Allowed/Game	67.2

Wyoming (28-29)

Record at SDSU	16-9
Record at WYO	7-19
Record at Neutral	5-1
Most Points SDSU	84, 2016
Most Points WYO	86, 2002
Largest Margin SDSU	31, 1997
Largest Margin WYO	35, 2002
Longest SDSU Win Streak	5
Longest WYO Win Streak	12
Current Streak	WYO 2
2-2-91 (ot)	H. W 79-75
3-2-91	A. L 58-69
1-23-92	H. W 83-63
2-22-92	A. W 78-69
3-12-92	N. W 66-58
1-30-93	H. W 53-48
2-25-93	A. L 72-78
1-29-94	A. W 76-54
2-4-94	H. W 70-61
1-26-95	A. W 68-49
2-4-95	H. W 81-55
2-3-96	A. L 60-66
2-10-96	H. W 55-38
1-16-97	A. W 54-48
2-15-97	H. W 79-48
2-3-00	H. L 71-78
3-2-00	A. L 55-63
2-1-01	H. W 58-50
3-3-01	A. L 59-73
1-19-02	A. L 51-86
2-14-02	H. L 43-53
2-8-03	H. L 52-66
3-5-03	A. L 43-60
1-22-04	H. L 60-71
2-21-04	A. L 46-71
1-22-05	A. L 43-69
2-17-05	H. L 66-69
1-28-06	H. L 53-64
3-2-06	A. L 45-78
1-17-07	A. L 47-71
2-18-07	H. W 55-47
3-7-07	N. L 44-56
1-19-08	A. L 49-65
2-20-08	H. L 44-55
3-12-08	N. W 66-54
1-14-09	H. W 49-42
2-15-09	A. L 61-64
1-9-10	H. W 65-50
2-10-10	A. L 51-63
3-10-10	N. W 61-50
1-29-11	A. L 51-59
3-2-11	H. L 50-63
1-24-12	H. W 56-45
2-21-12	A. W 68-55
3-9-12	N. W 73-55
1-19-13	H. W 66-43
2-20-13	A. W 57-51
2-12-14	H. L 60-69
1-14-15	H. W 57-54
2-11-15	A. L 66-74
12-30-15	A. W 84-77
2-24-16	H. W 53-40
3-7-16	N. W 62-44
2-1-17	A. L 67-80
12-28-17	H. W 68-62
2-14-18	A. L 50-70
1-9-19	A. L 45-87

two minutes of the quarter. After New Mexico's De la Cerda nailed a jumper with 50 seconds remaining, Ramos was fouled and sunk both of her free throws to tie the game at 59-all and send the contest into overtime.

The Aztecs were on fire in extra minutes, going on a 10-0 run over three and a half minutes. San Diego State continued to defend hard in the final stretch, allowing just one bucket by UNM's Nunn in the five extra minutes.

"A really fun game to be a part of and coach in, and really proud of our young ladies for executing what we've been working so hard on down the stretch," head coach Stacie Terry said.

The Aztecs outrebounded the Lobos 59-44 and hauled in 25 offensive rebounds. Their 59 rebounds were a Mountain West Tournament record. SDSU also set a new tournament record for made three-pointers (9).

Noting the New Mexico Game (W 70-61 OT, 3-10-19)

- SDSU wins two games in the for the first time since 2013.
- The Aztecs are now 16-17 all-time in the Mountain West Tournament.
- San Diego State improves to 3-6 all-time against New Mexico in the Mountain West Tournament.
- SDSU improves to 13-2 when holding their opponents to less than 40 percent from the field.
- SDSU won their first game of the year when trailing with 5:00 remaining in regulation (1-16).
- The Aztecs set a season-high and tied the all-time MW Tournament record with 59 rebounds.
- The Aztecs were 9-for-20 from three-point territory, their third straight game shooting at least 40 percent from three.
- SDSU's nine three-pointers were a new MW Tournament record for the Aztecs.
- The Aztecs had 81 field goal attempts, a season-high and MW Tournament record.
- This was the Aztecs' first overtime game since losing to Nevada in the first round of the MW Tournament last year.
- New Mexico was just 3-for-29 from three (.103), the lowest percent SDSU has held an opponent this year.
- In the Aztecs last two meetings with New Mexico the Lobos are 6-for-55 from three (.109).
- This was the Aztecs' first time having two players with twenty points in a game since January 20, 2018, (McKynzie Fort & Najé Murray), also against New Mexico.
- Najé Murray set a new school record with 79 three-pointers in a season. She has 224 three-point attempts on the season, second most in school history
- Murray scored 20+ points for the sixth time this season and hit season-high six three-pointers.
- Murray scored 16 of the Aztecs' 26 first half points.
- Sophia Ramos scored 15 points in the fourth quarter and had her first game of the season with zero turnovers.
- Mallory Adams set new career-high with 16 rebounds. Her 16 boards were the most by a freshman in MW Tournament history.
- Baylee Vanderdoes set a new career-high with 14 rebounds and played a season-high 26 minutes.
- Mallory Adams (16) and Baylee Vanderdoes (14) both set new career-highs for rebounds last night. This is the first time since at least 2000 (when such stats began to be tracked) that the Aztecs have had two players with 14 or more rebounds.

NAJÉ CLIMBING THE RANKS

SINGLE SEASON THREE-POINTERS MADE

1. Najé Murray	79 (2019)
2. Courtney Clements	77 (2013)
Jamey Cox	77 (2003)
4. Jamey Cox	69 (2000)
5. Lexy Thorderson	66 (2017)
6. Carmelia Bloodsaw	65 (1991)
7. Courtney Clements	63 (2012)
Courtney Fritz	63 (2004)
9. Falisha Wright	62 (1994)
Kymberly Ellison	61 (2017)

SINGLE SEASON THREE-POINT ATTEMPTS

1. Jamey Cox	237 (2003)
2. Najé Murray	224 (2019)
3. Carmelia Bloodsaw	212 (1991)
4. Courtney Clements	203 (2013)
5. Lexy Thorderson	192 (2017)
6. Courtney Clements	185 (2012)
7. Kymberly Ellison	177 (2017)
8. Jamey Cox	174 (2000)
9. Jené Morris	171 (2010)
10. Courtney Fritz	170 (2004)

CAREER THREE-POINTERS MADE

1. Jamey Cox	249 (2000-03)
2. Falisha Wright	206 (1992-95)
3. Courtney Clements	182 (2011-13)
4. Jené Morris	154 (2008-10)
5. Lexy Thorderson	152 (2015-18)
6. Najé Murray	132 (2018-19)
7. Geena Gomez	115 (2016-18)
8. Quenese Davis	100 (2007-10)
9. Coco Davis	98 (2008-11)
10. Ahjalee Harvey	89 (2011-16)

CAREER THREE-POINT ATTEMPTS

1. Jamey Cox	733 (2000-03)
2. Falisha Wright	539 (1992-95)
3. Courtney Clements	514 (2011-13)
4. Jené Morris	455 (2008-10)
5. Lexy Thorderson	446 (2015-18)
6. Najé Murray	381 (2018-19)
7. Coco Davis	337 (2008-11)
8. Geena Gomez	319 (2016-18)
Ahjalee Harvey	319 (2011-16)
10. Quenese Davis	306 (2007-10)

MOUNTAIN WEST STANDINGS

Regular Season Standings

	MW	Overall
Boise State	16-2	25-4
New Mexico	14-4	24-5
Wyoming	13-5	20-7
Fresno State	11-7	18-11
UNLV	10-8	12-17
Utah State	10-8	15-14
San Diego State	7-11	12-17
Nevada	7-11	11-18
Air Force	4-14	8-21
San José State	5-13	6-23
Colorado State	2-16	8-21

AZTECS VS. THE MOUNTAIN WEST

Air Force	37	10
Boise State	8	8
Colorado State	28	29
Fresno State	27	21
Nevada	11	11
New Mexico	30	34
San José State	23	9
UNLV	28	31
Utah State	7	6
Wyoming	28	29
Total	227	187

AZTECS TOP 100 IN THE NATION

As of March 11

Category	Team Value	Rank
3-point FG%	.347	61
Free Throws Attempted	583	71
Free Throws Made	403	74
Rebounds	1,181	91

Category	Individual Player	Value	Rank
3-pt FG Atts	Najé Murray	224	42
3-pt FGs	Najé Murray	79	48
Rebounds	Mallory Adams	282	51
3-pt FGs/Game	Najé Murray	2.55	56
Rebounds/Game	Mallory Adams	9.1	58
Assists	Sophia Ramos	142	60
Assists/Game	Sophia Ramos	4.6	77
FT Attempts	Mallory Adams	152	81
Steals	Najé Murray	61	100

Scouting the Cowgirls

- Wyoming is 21-5 overall and went 13-5 in conference to get the No. 3 seed.
- They beat Utah State Monday evening in the quarterfinals 64-41.
- They are 8-5 away from home this year.
- They are third in the nation in three-point percentage (.393).
- The Cowgirls also have the fewest turnovers in the nation and have the ninth best assist/turnover ratio (1.38).
- Marta Gomez leads the team with 15.8 points per game. She is shooting 48.3 percent from three, best in the MW.
- Bailee Cotton is averaging a team-best 8.8 rebounds per game, fourth in the conference.
- Taylor Rusk is first in the conference in assist/turnover ratio and Claire Tapia is second.
- Head Coach Joe Legerski (16th season) was last year's Mountain West Coach of the Year. He has a career record of 297-180.

All-Time Series vs. the Cowgirls

- This will be the 58th meeting between these two programs and Wyoming leads the all-time series 29-28.
- The Aztecs are 4-1 all-time against Wyoming in the MW Tournament.
- SDSU had their worst loss of the season at Wyoming earlier this year, their only meeting.
- SDSU has won four of the past seven meetings and 10 of their last 15.
- They first met February 2, 1991 as members of the WAC. SDSU won that game 79-75 in overtime.

Chart Climbing

- Sophomore Najé Murray had 22 points and hit six three-pointers vs. New Mexico to give her 79 on the year, which broke the school record of 77 set by Jamey Cox (2002-03) and Courtney Clements (2012-13).
- Murray leads the conference in three-pointers made and made threes per game and is fourth in three-point percentage (.353).

Fab Frosh

Mallory Adams

- Mallory Adams set a new MW Tournament record for rebounds by a freshman and hauling in 16 vs. New Mexico. This was also a career-high.
- Adams is averaging 9.09 rebounds per game, the most for an Aztec since Mary Apiafi in the 1999-2000 season (9.10).
- She has 10 or more rebounds in 15 games this season and in ten of the Aztecs' 18 MW games.
- Adams is the only true freshman in the nation to average at least 12.5 points and 9.5 rebounds per game in conference play.
- She leads the Mountain West in rebounding for freshmen and is tied for second overall.
- She is in the top six in the nation in free throws made and attempted per game among true freshmen.
- Adams has led the Aztecs in rebounding in 23 of their 31 games.
- Earlier this season, Adams became the first Aztec to have three consecutive double-doubles since Paris Johnson had four straight in the 2008-09 season.
- Adams averaged a double-double at the SDSU Thanksgiving Classic and was named to the All-Tournament Team.

Sophia Ramos

- Sophia Ramos leads the Aztecs in scoring with 13.9 points per game, this is the best among freshmen in the MW.
- Ramos is the only true freshman in the nation averaging at least 13.5 points, 4.5

SDSU RECORD WHEN...

Playing at home	8-7
Playing on the road	4-10
Playing at neutral site	2-0
Playing a night game (5 p.m. or later)	7-8
Playing a day game	7-9
Leading at halftime	9-3
Trailing at halftime	3-14
Tied at halftime	2-0
Leading with 5:00 left in regulation	13-1
Trailing with 5:00 left in regulation	1-16
Tied with 5:00 left	0-0
In overtime	1-0
Scoring less than 50 points	0-3
Scoring between 50-59 points	4-3
Scoring between 60-69 points	4-7
Scoring between 70-79 points	3-3
Scoring between 80-89 points	3-1
Scoring 90 or more points	0-0
Opponent scores less than 50 points	2-0
Opponent scores 50-59 points	5-1
Opponent scores 60-69 points	5-5
Opponent scores 70-79 points	2-6
Opponent scores 80-89 points	0-4
Opponent scores 90 or more points	0-1
FG% .500 or above	3-1
FG% .400-.499	6-6
FG% under .400	4-10
Opponent FG% .500 or above	0-2
Opponent FG% .400-.499	1-13
Opponent FG% under .400	13-2
Better shooting %	12-5
Worse shooting %	2-12
More FT attempts	10-8
Fewer FT attempts	4-6
Same FT attempts	0-3
More FTs made	8-9
Fewer FTs made	5-7
Same FTs made	1-1
More rebounds	11-7
Fewer rebounds	2-9
Same rebounds	1-1
More turnovers	7-10
Fewer turnovers	4-5
Same turnovers	3-2
More assists	5-4
Fewer assists	7-13
Same assists	2-0
More steals	7-6
Fewer steals	5-8
Same steals	2-2
Have 20+ point scorer	7-5
Have 2 players with 20+ points	1-0
Don't have 20+ point scorer	7-12
Have 0-1 players with 10+ points	0-2
Have 2 players with 10+ points	2-2
Have 3 players with 10+ points	8-7
Have 4 or more players with 10+ points	4-6
SDSU STREAKS	
Last 5 games	4-1
Last 10 games	5-5
Longest winning streak	4
Longest losing streak	5
Current streak	Won 4

SAN DIEGO STATE STREAKS

Most Consecutive Starts*

	Consecutive	Total
Mallory Adams	31	31
Sophia Ramos	29	30
Téa Adams	20	28
Najé Murray	5	46
Zayn Dornstauder	2	16
Arantxa Gómez Ferrer	1	33
Baylee Vanderdoes	0	28
Monique Terry	0	11
Kennedi Villa	0	2
Naomi Ekwedike	0	1

Most Consecutive Games*

	Consecutive	Total
Baylee Vanderdoes	72	84
Najé Murray	61	31
Arantxa Gómez Ferrer	52	105
Monique Terry	31	69
Kennedi Villa	31	34
Mallory Adams	31	31
Sophia Ramos	31	31
Zayn Dornstauder	31	31
Loli Gomez	30	37
Téa Adams	20	58
Naomi Ekwedike	0	31
Jayden Perez	0	15
Kiara Edwards	0	9
Monica Merkovsky	0	2

Most Consecutive Games With A Point^

	Consecutive	Total
Najé Murray	44	58
Mallory Adams	31	31
Sophia Ramos	31	31
Téa Adams	14	52
Baylee Vanderdoes	5	65
Monique Terry	1	37
Arantxa Gómez Ferrer	0	63
Zayn Dornstauder	0	29
Naomi Ekwedike	0	16
Kennedi Villa	0	13
Loli Gomez	0	9
Jayden Perez	0	6
Kiara Edwards	0	5

*SDSU totals only

^must have played in the game

rebounds and 4.5 assists per game.

- She leads all freshmen in the Mountain West in scoring, assists, field goal percentage and minutes.
- She is sixth in the conference with a .795 free throw percentage.
- Ramos has scored in double-digits in 26 of their 31 games.
- Ramos has led the Aztecs in assists in 25 of their 31 games.
- Sophia Ramos scored a career-high 28 points at CSUN (12-9-18) with seven three-pointers including six in the fourth quarter.
- Her 28 points and 10 made field goals in that game were the most by an Aztec this season.
- Her seven three-pointers tie her for the second most in school history and her she became the first Aztec to hit six three-pointers in a quarter
- Despite being 5'9", she is second on the team in rebounds (4.6 per game). She had a career-high 10 vs. Arizona (12-2-18).

Earning it at the Line

- The Aztecs lead the conference in made free throws and are second in attempts.
- In conference play, Sophia Ramos shot 81.3 percent from the line, sixth best in the league.
- Mallory Adams is first in the conference in free throws attempted and third in made free throws and is in the top six in the nation in free throws made and attempted per game among true freshmen.

Master Thief

- Najé Murray is second in the conference with 2.0 steals per game.
- Murray has led the team or tied for the team lead in steals in 19 of their 30 games.

Youth Movement

- The Aztecs' most common starting five consists of two freshmen, two sophomores and one junior.
- The freshmen duo of Sophia Ramos and Mallory Adams earned the starting nod in the season opener, marking the first time two freshmen started the season opener for the Aztecs since 2003 (Michelle Elliott and Courtney Fritz).

Aztecs Ink Isabela

- Head Coach Stacie Terry and her staff announced the signing of Isabela Hernandez to a letter of intent in November.
- Hernandez helped her team make the Washington 1A state tournament championship game for the second consecutive year.
- In her senior year, Hernandez displayed her versatility averaging 13.9 points, 7.4 rebounds, 2.3 assists, 1.3 steals and 1.0 blocks per game.
- Hernandez was named to the state all-tournament first team.
- Earlier this year, she hit seven three-pointers in a game and scored 25 points.
- Hernandez, a four-star recruit according to Prospects Nation, helped Lynden Christian High School (Bellingham, Wash.) to a perfect 29-0 record and state championship in the 2017-18 season.
- A 6'2" wing, Hernandez averaged 13 points per game in her junior year along with 5.3 rebounds. She knocked down 50 percent of her shots from the field and was 88 percent from the free-throw line.
- Hernandez was an all-state selection as a junior and earned all-league and all-county recognition as both a sophomore and as a junior. She was heavily recruited and received offers from Gonzaga, Colorado, Washington State and Colorado State among others.

2018-19 Media Information

All media requests for interviews with the coaching staff or student-athletes should be directed to Ben Pearson at ben.pearson@sdsu.edu. Please submit your requests with a minimum of 24 hours notice. During the season, head coach Stacie Terry and the players are generally available to meet with the media following each workout, as requested.

There will be no interviews on game days until postgame. All workouts will take place at the Jeff Jacobs JAM Center with a few exceptions. Media wishing to attend practice should contact the Aztec media relations department at least one day in advance.

Media desiring to cover Aztec practices on campus can park in Parking Structure 7 and obtain a special parking permit from the SDSU athletic media relations office. Media parking via permit only will be provided for all home games in PS12, adjacent to Viejas Arena.

PERSONNEL SUMMARY**Returning Starters (1):**

Arantxa Gómez Ferrer, Sr., F (2.3 ppg, 2.3 rpg, .617 FG %)

Starters Lost (4):

McKynzie Fort, Sr., G (16.4 ppg, 5.9 rpg, 3.3 apg)

Geena Gomez, Sr., G (11.0 ppg, 3.9 apg, 56 3-pt FGs)

Khalia Lark, Sr., G/F (25.7 mpg, 6.5 ppg, 5.2 rpg)

Lexy Thorderson, Sr., G (7.7 ppg, 2.5 rpg, .407 3-point FG %)

Other Players Lost (1):

Allison Brown, G (8 gms)

Other Letterwinners Returning (4):

Téa Adams, So., G (16.6 mpg, 4.6 ppg, 1.8 rpg, 1.6 apg)

Naomi Ekwedike RS-So., C (22 gms, 2.2 ppg, 2.5 rpg, 52.3 FG %)

Najé Murray, So., G (9.3 ppg, 3.5 rpg, 53 3-pt FGs)

Baylee Vanderdoes, Jr., F (16.7 mpg, 3.3 ppg, 3.8 rpg, 0.7 bpg)

Other Players Returning (4):

Kiara Edwards, So., F (9 gms)

Loli Gomez, Sr., G (8 gms)

Monique Terry, Jr., F (10 gms)

Kennedi Villa, So., G (3 gms)

Newcomers (6):

Mallory Adams, Fr., G/F, 6-0, Frisco, Tex. (Lone Star HS)

Zayn Dornstauder, RS-Jr., C, 6-3, Regina, Saskatchewan (Ball State)

Taylor Kalmer*, Sr., G, 5-8, Chandler, Ariz. (Oregon State)

Monica Merkovsky, Sr. F, 6-1 Torrance, Calif. (West Torrance HS)

Jayden Perez, Fr., G, 5-8, Las Cruces, N.M. (Onate HS)

Sophia Ramos, Fr., G, 5-9, San Antonio Texas (Incarnate Word)

* Will redshirt in 2018-19

ROSTER BREAKDOWN**By Class****Seniors (3):** A. Gómez Ferrer, L. Gomez, Kalmer; **Juniors****(3):** Dornstauder, Terry, Vanderdoes; **Sophomores (5):** T.Adams, Edwards, Ekwedike, Murray, Villa; **Freshmen (3):** M.

Adams, Perez, Ramos

By State (5)/Country (5)**Arizona (2):** Edwards, Kalmer; **California (5):** L. Gomez,Merkovsky, Murray, Vanderdoes, Villa; **New Mexico (1):**Perez; **Texas (3):** M. Adams, Ramos, Terry; **Washington****(1):** T. Adams; **Canada (1):** Dornstauder; **Nigeria (1):**Ekwedike; **Spain (1):** A. Gómez Ferrer**By Position****Centers (2):** Dornstauder, Ekwedike; **Forwards (6):**

M. Adams, Edwards, A. Gómez Ferrer, Merkovsky, Terry,

Vanderdoes; **Guards (7):** T. Adams, L. Gomez, Kalmer,

Murray, Perez, Ramos, Villa

By Height**6-6 (1):** Ekwedike; **6-3 (1):** Dornstauder; **6-2 (1):** Terry;**6-1 (3):** Edwards, Merkovsky, Vanderdoes; **6-0 (3):** M.Adams, A. Gómez Ferrer, Villa; **5-10 (1):** L. Gomez; **5-9 (2):**T. Adams, Ramos; **5-8 (2):** Kalmer, Perez; **5-6 (1):** Murray**2018-19 NUMERICAL ROSTER**

No.	Name	Pos.	Ht.	Yr.	Hometown (Previous School/High School)
0	Kennedi Villa	G	6-0	So.	Albany, Calif. (Saint Mary's HS)
2	Sophia Ramos	G	5-9	Fr.	San Antonio, Texas (Incarnate Word HS)
3	Mallory Adams	G/F	6-0	Fr.	Frisco, Texas (Lone Star HS)
4	Monique Terry	F	6-2	Jr.	San Antonio, Texas (Brennan HS)
5	Téa Adams	G	5-9	So.	Kirkland, Wash. (Juanita HS)
10	Najé Murray	G	5-6	So.	Stockton, Calif. (Saint Mary's HS)
11	Arantxa Gómez Ferrer	F	6-0	Sr.	Valencia, Spain (Parque Colegio Santa Ana HS)
15	Jayden Perez	G	5-8	Fr.	Las Cruces, N.M. (Onate HS)
22	Zayn Dornstauder	C	6-3	RS-Jr.	Regina, Saskatchewan, Canada (Ball State/Hamilton HS (Ariz.))
23	Loli Gomez	G	5-10	Sr.	Huntington Beach, Calif. (CSU San Bernardino/Edison HS)
24	Kiara Edwards	F	6-1	So.	Surprise, Ariz. (Valley Vista HS)
25	Taylor Kalmer*	G	5-8	Sr.	Chandler, Ariz. (Oregon State/Corona del Sol HS)
33	Monica Merkovsky	F	6-1	Sr.	Torrance, Calif. (West Torrance HS)
34	Baylee Vanderdoes	F	6-1	Jr.	Auburn, Calif. (Placer HS)
45	Naomi Ekwedike	C	6-6	RS-So.	Lagos, Nigeria (Potter's House Christian Academy (Fla.))

2018-19 ALPHABETICAL ROSTER

No.	Name	Pos.	Ht.	Yr.	Hometown (Previous School/High School)
3	Mallory Adams	G/F	6-0	Fr.	Frisco, Texas (Lone Star HS)
5	Téa Adams	G	5-9	So.	Kirkland, Wash. (Juanita HS)
22	Zayn Dornstauder	C	6-3	RS-Jr.	Regina, Saskatchewan, Canada (Ball State/Hamilton HS (Ariz.))
24	Kiara Edwards	F	6-1	So.	Surprise, Ariz. (Valley Vista HS)
45	Naomi Ekwedike	C	6-6	RS-So.	Lagos, Nigeria (Potter's House Christian Academy (Fla.))
23	Loli Gomez	G	5-10	Sr.	Huntington Beach, Calif. (CSU San Bernardino/Edison HS)
11	Arantxa Gómez Ferrer	F	6-0	Sr.	Valencia, Spain (Parque Colegio Santa Ana HS)
25	Taylor Kalmer*	G	5-8	Sr.	Chandler, Ariz. (Oregon State/Corona del Sol HS)
33	Monica Merkovsky	F	6-1	Sr.	Torrance, Calif. (West Torrance HS)
10	Najé Murray	G	5-6	So.	Stockton, Calif. (Saint Mary's HS)
15	Jayden Perez	G	5-8	Fr.	Las Cruces, N.M. (Onate HS)
2	Sophia Ramos	G	5-9	Fr.	San Antonio, Texas (Incarnate Word)
4	Monique Terry	F	6-2	Jr.	San Antonio, Texas (Brennan HS)
34	Baylee Vanderdoes	F	6-1	Jr.	Auburn, Calif. (Placer HS)
0	Kennedi Villa	G	6-0	So.	Albany, Calif. (Saint Mary's HS)

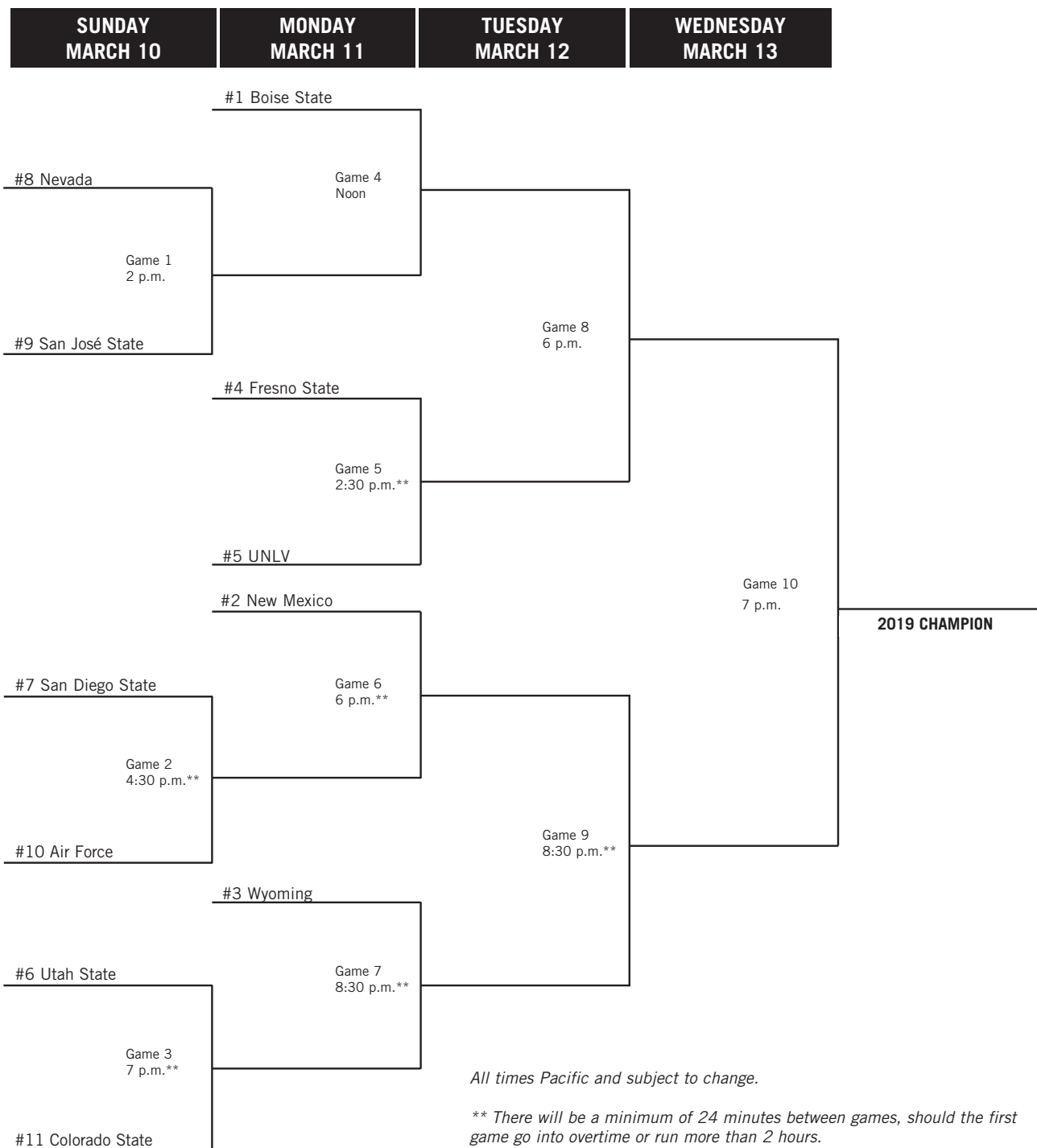
* Will redshirt in 2018-19 season

Head Coach: Stacie Terry (UT Arlington, 1998), Sixth season at SDSU**Assistant Coach:** Kevin Morrison (Cal Poly Pomona, 1994), First season at SDSU**Assistant Coach:** Ciara Carl (Point Loma Nazarene, 2005), Sixth season at SDSU**Assistant Coach:** Nick Grant (Baylor, 2010), Fifth season at SDSU**Director of Operations:** Jon Silver (UCLA, 2009; LSU 2017), Third season at SDSU**Director of Player Development:** Mercedes Riggs (Duke, 2016), First season at SDSU**Graduate Assistant:** Sheila Boykin (LSU, 2015), First season at SDSU**2018-19 PRONUNCIATION GUIDE**

#5 Téa Adams	TAY-uh	#33 Monica Merkovsky	mer-KAUV-skee
#45 Naomi Ekwedike	nay-O-mee ECK-weh-DEE-kay	#10 Najé Murray	Nah-ZHAY
#22 Zayn Dornstauder	ZANE dorn-STOU-der	#34 Baylee Vanderdoes	VAN-der-doze
#11 Arantxa Gómez Ferrer	uh-RON-cha fur-AIR	#0 Kennedi Villa	VILL-uh
#23 Loli Gomez	LOW-lee	Ciara Carl	see-ARR-uh
#25 Taylor Kalmer	KELL-mer		

2019 AIR FORCE RESERVE MOUNTAIN WEST WOMEN'S BASKETBALL CHAMPIONSHIP

SUNDAY-WEDNESDAY, MARCH 10-13
THOMAS & MACK CENTER



All times Pacific and subject to change.

*** There will be a minimum of 24 minutes between games, should the first game go into overtime or run more than 2 hours.*

MOUNTAIN WEST TOURNAMENT HISTORY

■ MOUNTAIN WEST (16-17)

2000 (0-1)

Las Vegas, Nev. (Thomas & Mack Center), March 8
Brigham Young 78, San Diego State 37

2001 (0-1)

Las Vegas, Nev. (Thomas & Mack Center), March 7
New Mexico 55, San Diego State 49

2002 (0-1)

Las Vegas, Nev. (Thomas & Mack Center), March 6
New Mexico 65, San Diego State 52

2003 (0-1)

Las Vegas, Nev. (Thomas & Mack Center), March 12
New Mexico 54, San Diego State 49

2004 (0-1)

Denver, Colo. (Pepsi Center), March 10
Utah 68, San Diego State 51

2005 (0-1)

Denver, Colo. (Pepsi Center), March 9
New Mexico 81, San Diego State 52

2006 (0-1)

Denver, Colo. (Pepsi Center), March 7
Colorado State 69, San Diego State 58

2007 (0-1)

Las Vegas, Nev. (Thomas & Mack Center), March 7
Wyoming 56, San Diego State 44

2008 (2-1) MW Tournament

Runner-Up
Las Vegas, Nev. (Thomas & Mack Center), March 12-15
San Diego State 66, Wyoming 54
San Diego State 69, TCU 67
New Mexico 62, San Diego State 59

2009 (1-1) MW Tournament

Runner-Up
Las Vegas, Nev. (Thomas & Mack Center), March 13-14
San Diego State 71, UNLV 63
Utah 63, San Diego State 58

2010 (3-0) MW Tournament

Champions
Las Vegas, Nev. (Thomas & Mack Center), March 8-12
San Diego State 60, Wyoming 51
San Diego State 77, Brigham Young 47
San Diego State 70, Utah 60 (OT)

2011 (0-1)

Las Vegas, Nev. (Thomas & Mack Center), March 8-12
New Mexico 65, San Diego State 57

2012 (3-0) MW Tournament

Champions

Las Vegas, Nev. (Thomas & Mack Center), March 7-10
San Diego State 68, Air Force 58
San Diego State 73, Wyoming 55
San Diego State 57, New Mexico 43

2013 (2-1) MW Tournament

Runner-Up
Las Vegas, Nev. (Thomas & Mack Center), March 12-16
San Diego State 67, Nevada 39
San Diego State 67, New Mexico 39
Fresno State 76, San Diego State 70

2014 (1-1)

Las Vegas, Nev. (Thomas & Mack Center), March 10-15
San Diego State 63, Air Force 56
Nevada 53, San Diego State 48

2015 (1-1)

Las Vegas, Nev. (Thomas & Mack Center), March 9-14
San Diego State 70, Nevada 48
New Mexico 57, San Diego State 56

2016 (1-1)

Las Vegas, Nev. (Thomas & Mack Center), March 7-12
San Diego State 62, Wyoming 44
Colorado State 53, San Diego State 41

2017 (0-1)

Las Vegas, Nev. (Thomas & Mack Center), March 6-10
San José State 76, San Diego State 58

2018 (0-1)

Las Vegas, Nev. (Thomas & Mack Center), March 5-9
Nevada 95, San Diego State 84 (OT)

2019 (2-0)

Las Vegas, Nev. (Thomas & Mack Center), March 10-13
San Diego State 63, Air Force 55
San Diego State 70, New Mexico 61

■ MOUNTAIN WEST

TOURNAMENT RECORD VS:

Air Force	3-0
Boise State	0-0
Fresno State	0-1
Nevada	2-2
New Mexico	3-6
Colorado State	0-2
San José State	0-1
UNLV	1-0
Utah State	0-0
Wyoming	4-1

Former Mountain West Members

Brigham Young	1-1
TCU	1-0
Utah	1-2

■ INDIVIDUAL

Points

28, Jené Morris vs. Brigham Young, 3/12/10
27, Jené Morris vs. UNLV, 3/13/09

Field Goals

11, McKynzie Fort vs. Nevada, 3/5/18
10, Jené Morris vs. Brigham Young, 3/12/10

Field Goal Attempts

23, Sophia Ramos vs. New Mexico, 3/11/19
22, Jené Morris vs. Utah, 3/14/09
21, McKynzie Fort vs. Nevada, 3/5/18
21, Courtney Clements vs. Fresno St., 3/16/13

Field Goal Percentage (min 5 made)

.857 (6-7), Erimma Amariqwa vs. Nevada, 3/14/13
.750 (6-8), Cheyenne Greenhouse vs. Nevada, 3/5/18

3-Point Field Goals

6, Najé Murray vs. New Mexico, 3/11/19
4, Danesha Long vs. Air Force, 3/10/14
4, Jené Morris vs. Wyoming, 3/12/08
4, Courtney Fritz vs. Utah, 3/10/04
4, Sophia Sledge vs. New Mexico, 3/6/02

3-Point Field Goal Attempts

12, Michelle Strawberry vs. Colorado St., 3/7/06
11, Courtney Clements, vs. Fresno St., 3/16/13
11, Najé Murray vs. New Mexico, 3/11/19

Free Throws

11, Jené Morris vs. UNLV, 3/13/09
9, Chelsea Hopkins vs. Air Force, 3/7/12

Free Throw Attempts

15, Jené Morris vs. UNLV, 3/13/09
11, Chelsa Hopkins vs. Air Force, 3/7/12
11, Téa Adams vs. New Mexico, 3/11/19

Free Throw Percentage (min 5 made)

1.000 (6-6), Cierra Warren vs. Nevada, 3/11/14
1.000 (6-6), Jené Morris vs. BYU, 3/12/10
1.000 (6-6), Allison Duffy vs. Wyoming, 3/12/08

Rebounds

16, Mallory Adams vs. New Mexico, 3/11/19
15, Chelsea Hopkins vs. Fresno State, 3/16/13
14, Chelsea Hopkins vs. New Mexico, 3/15/13
14, Baylee Vanderdoes vs. New Mexico, 3/11/19

Assists

14, Chelsea Hopkins vs. Nevada, 3/11/13
10, Chelsa Hopkins vs. Wyoming, 3/8/12
10, Quenese Davis vs. TCU, 3/14/08

Steals

6, Jené Morris vs. Brigham Young, 3/12/10
5, Quenese Davis vs. New Mexico, 3/15/08

Blocked Shots

7, Cierra Warren vs. Nevada, 3/11/14
7, Jessica Bradley vs. Wyoming, 3/10/10
7, Paris Johnson vs. UNLV, 3/13/09

■ TEAM

Points

84, vs. Nevada, 3/5/18
77, vs. Brigham Young, 3/12/10

Field Goals

33, vs. Nevada, 3/5/18
32, vs. Wyoming, 3/9/12

Field Goal Attempts

81, vs. New Mexico 3/11/19
73, vs. Nevada, 3/5/18
72, vs. Fresno State, 3/16/13

Field Goal Percentage

.561 (32-57), vs. Wyoming, 3/9/12
.544 (30-55), vs. Utah, 3/13/10

3-Point Field Goals

9, vs. New Mexico, 3/11/19
7, vs. New Mexico, 3/8/11
6, vs. Air Force, 3/9/14
6, vs. Fresno State, 3/16/13
6, vs. New Mexico, 3/15/08
6, vs. Utah, 3/10/04

3-Point Field Goal Attempts

23, vs. Fresno State, 3/16/13
20, vs. New Mexico, 3/11/19
19, vs. Nevada, 3/5/18
19, vs. Air Force, 3/9/14
19, vs. Utah, 3/14/09
19, vs. Colorado State, 3/7/06

Free Throws

18, vs. Nevada, 3/10/14
18, vs. Brigham Young, 3/12/10

Free Throw Attempts

27, vs. New Mexico, 3/10/12
26, vs. Air Force, 3/7/12

Free Throw Percentage (min 5 made)

.900 (18-20), vs. Nevada, 3/10/14

Rebounds

59, vs. New Mexico, 3/11/19
48, vs. Fresno State, 3/16/13
45, vs. New Mexico, 3/10/12

Assists

21, vs. Brigham Young, 3/12/10
20, vs. Nevada, 3/5/18
20, vs. UNLV, 3/13/09

Steals

13, vs. Nevada, 3/9/15
13, vs. Brigham Young, 3/12/10
13, vs. TCU, 3/14/08

Blocked Shots

11, vs. Wyoming, 3/10/10
10, vs. Nevada, 3/10/14
10, vs. Fresno State, 3/16/13

CAREER HIGHS

Points
5, vs. UCSB (12-21-18)

Rebounds
4, Three times
Last: at Fresno State (3-4-19)

Assists
3, at San Diego (11-28-18)

Steals
2, at Air Force (1-30-19)

Blocks
3, vs. Fresno State (1-23-19)

Field Goals
2, Three times
Last: at San José State (3-2-19)

Field Goal Attempts
3, Three times
Last: at San José State (3-2-19)

3-Point Field Goals
N/A

3-Point Field Goal Attempts
N/A

Free Throws
2, at CSUN (12-9-18)

Free Throw Attempts
2, Multiple times
Last: vs. San José State (2-2-19)

MISC. CAREER STATS

Double-figure scoring games: 0

Double-figure rebounding games: 0



#0 KENNEDI VILLA

Sophomore
6-0
Guard
Albany, Calif.
Saint Mary's HS

As a Freshman (2017-18 Season)

Appeared in three games before suffering an injury ... Scored one point and dished out one assist in her collegiate debut vs. Presbyterian (11-10-17) ... Had two rebounds vs. Tulane (11-25-17) ... Played season-high six minutes vs. Hope International (12-10-17).

At Saint Mary's High School

A three-star recruit according to ESPN, earning a scouts grade of 88 at Saint Mary's High in Albany, Calif. ... Named to the *NorCal Sports TV* Girls West All-Star team her senior season alongside classmate Najé Murray ... Also named an *All-Bay Area News* Group honorable mention that year after pacing Saint Mary's with 1.9 assists per game while ranking second with 10.6 points and 2.7 steals per game ... Saint Mary's advanced to the 2017 CIF Division III Northern regional championship game, finishing the year 22-11 ... As a junior, averaged a team-best 11.3 points per game alongside 5.06 rebounds per game ... Averaged 8.4 points per game to rank second on the team as a sophomore, tacking on 5.3 rebounds per game with 70 total steals and 68 assists.

Personal

Kennedi Villa was born in Oakland, Calif. to Carrie and Joe Villa ... Has one brother, Joe Jr. ... Majoring in communications.

CAREER STATISTICS

Season	gp-gs		min/avg		Total		3-Point		F-Throws		Rebounds				Scoring							
	gp	gs	min	avg	fg-fga	pct	fg-fga	pct	ft-fta	pct	off	def	tot	avg	pf	fo	ast	to	blk	stl	pts	avg
2017-18	3	0	13	4.3	0-0	.000	0-0	.000	1-2	.500	0	3	3	1.0	1	0	1	0	0	0	1	0.3
2018-19	31	2	345	11.1	12-33	.364	0-0	.000	5-13	.385	15	26	41	1.3	39	0	16	20	5	16	29	0.9
TOTAL	34	2	358	10.5	12-33	.364	0-0	.000	6-15	.400	15	29	44	1.3	40	0	17	20	5	16	30	0.9

CAREER HIGHS

Points
28, at CSUN (12-9-18)

Rebounds
10, vs. Arizona (12-2-18)

Assists
9, vs. California Baptist (11-23-18)

Steals
5, vs. California Baptist (11-23-18)

Blocks
2, Three times
Last: vs. Nevada (3-7-19)

Field Goals
10, Twice
Last: at CSUN (12-9-18)

Field Goal Attempts
24, at CSUN (12-9-18)

3-Point Field Goals
7, at CSUN (12-9-18)

3-Point Field Goal Attempts
13, at CSUN (12-9-18)

Free Throws
7, at Nevada (2-20-19)

Free Throw Attempts
8, Twice
Last: at Nevada (2-20-19)

MISC. CAREER STATS

Double-figure
scoring games: 26

Double-figure
rebounding games: 1

Double-Doubles: 1



#2 SOPHIA RAMOS

Freshman
5-9
Guard
San Antonio, Texas
Incarnate Word HS

At Incarnate Word High School

A four-star recruit according to Prospects Nation ... She scored over 2,000 career points at Incarnate Word High School in San Antonio, where she was a four-time Texas Association of Private and Parochial Schools (TAPPS) All-State and All-District first-team pick ... Two-time *Express News* Super Team member ... Four-time *Express News* All-Area Private Schools MVP ... As a senior averaged 22.4 points, 6.2 rebounds, 4.1 assists and 3.7 steals and was named to the TAPPS 6A state all-tournament team ... As a junior, averaged 16.6 points, 8.2 rebounds, 4.2 assists and 2.9 steals per game, leading Incarnate Word to a 27-6 record ... Ramos played AAU for SA Finest and coach Ray Caldwell. The team won the Super 64 National Championship with a buzzer-beater in 2017.

Personal

Born in San Antonio to Nicola and Gavino Ramos ... Enjoys swimming, traveling and playing tennis ... Plans to major in kinesiology with hopes of having a career in physical therapy or coaching.

CAREER STATISTICS

Season	gp-gs	min/avg	Total		3-Point		F-Throws		Rebounds				Scoring							
			fg-fga	pct	fg-fga	pct	ft-fta	pct	off	def	tot	avg	pf	fo	ast	to	blk	stl	pts	avg
2018-19	31-30	1049/33.8	161-364	.442	42-114	.368	66-83	.795	20	119	139	4.5	52	0	142	110	14	43	430	13.9
TOTAL	31-30	1049/33.8	161-364	.442	42-114	.368	66-83	.795	20	119	139	4.5	52	0	142	110	14	43	430	13.9

CAREER HIGHS

Points
20, two times
Last: vs. [10] Air Force (3-10-19)

Rebounds
16, vs. [2] New Mexico (3-11-19)

Assists
3, vs. New Mexico (2-6-19)

Steals
3, vs Incarnate Word (11-18-18)

Blocks
2, at San Diego (11-28-18)

Field Goals
8, two times
Last: vs. [10] Air Force (3-10-19)

Field Goal Attempts
16, Twice
Last: at San José State (3-2-19)

3-Point Field Goals
3, vs. San José State (2-2-19)

3-Point Field Goal Attempts
6, vs. San José State (2-2-19)

Free Throws
11, vs. California Baptist (11-23-18)

Free Throw Attempts
15, vs. California Baptist (11-23-18)

MISC. CAREER STATS

Double-figure scoring games: 19

Double-figure rebounding games: 15

Double-Doubles: 9



#3 MALLORY ADAMS

Freshman
6-0
Guard/Forward
Frisco, Texas
Lone Star HS

High School

A four-star recruit according to Prospects Nation, she earned an *ESPN* scout's grade of 90 as the 14th-ranked wing in her class ... Scored over 2,000 points in high school and was named the Dallas-Fort Worth High School Player of the Year ... Averaged 22.8 points and 10.3 rebounds per game in her senior year, leading Lone Star High School to a 34-5 overall record and a perfect 14-0 in the district ... As a junior, she garnered Texas Association of Basketball Coaches (TABC) and Texas Girls Coaches Association (TGCA) all-state and all-region honors and was the District 13-5A Offensive MVP after averaging 18.9 points and 9.0 rebounds en route to Lone Star's district championship ... She attended Centennial High School her first two years where she was the District 9-5A MVP and a TGCA all-state and TABC all-region honoree ... As a freshman, she was named the 2015 District 9-5A Newcomer of the Year after averaging 18 points and 10 boards per game ... Adams played AAU for Cy-Fair EYB L... She piqued interest from a number of schools, including SMU, Kansas, Alabama, Tulsa, Houston, New Mexico, Rutgers and New Mexico State among others ... Was a member of the National Honor Society.

Personal

Born in Bryant, Ark. ... Parents are Michelle and Gary Adams ... Adams' older sister, McKenzie, was a guard on SMU's women's basketball team ... Her father, Gary, played four years of football at Arkansas and her mother, Michelle, played volleyball at Missouri Southern State ... Her favorite athletes are Kobe Bryant and Skylar Diggins ... Enjoys watching movies, swimming and going to the beach.

CAREER STATISTICS

Season	gp-gs	min/avg	Total		3-Point		F-Throws		Rebounds				Scoring							
			fg-fga	pct	fg-fga	pct	ft-fta	pct	off	def	tot	avg	pf	fo	ast	to	blk	stl	pts	avg
2018-19	31-31	985/31.8	124-321	.386	21-66	.318	106-152	.697	100	182	282	9.1	56	0	29	45	12	18	375	12.1
TOTAL	31-31	985/31.8	124-321	.386	21-66	.318	106-152	.697	100	182	282	9.1	56	0	29	45	12	18	375	12.1

CAREER HIGHS

Points
12, vs Incarnate Word (11-18-18)

Rebounds
5, at Cal State Fullerton (12-22-16)

Assists
3, vs. Fresno State (1-23-19)

Steals
2, vs. Biola (12-28-16)

Blocks
2, vs. Hope Int'l (12-10-17)

Field Goals
5, vs Incarnate Word (11-18-18)

Field Goal Attempts
10, at New Mexico (12-31-16)

3-Point Field Goals
2, vs Incarnate Word (11-18-18)

3-Point Field Goal Attempts
2, Three times
Last: vs. Nevada (3-7-19)

Free Throws
3, vs. Air Force (1-12-19)

Free Throw Attempts
4, Twice
Last: vs. Air Force (1-12-19)

MISC. CAREER STATS

Double-figure scoring games: 1

Double-figure rebounding games: 0



#4 MONIQUE TERRY

Junior

6-2

Forward

San Antonio, Texas

Brennan HS

2017-18 Mountain West All-Academic Team

As a Sophomore (2017-18)

Limited to 10 games due to injury... Scored in four games, totaling 10 points on 4-for-5 shooting ... Had season-highs in points (4) and rebounds (3) at Arizona (12-3-17) ... Had career-high two blocks vs. Hope International (12-10-17).

As a Freshman (2016-17)

Appeared in 28 of the Aztecs' 30 games, making 10 starts ... Started 10 of 11 games between Nov. 27 and Jan. 14, including four of five to open conference play ... Second among freshmen in scoring (2.7/gm), rebounding (2.0/gm), assists (0.1/gm) and steals (0.25/gm) ... Best offensive output came in a win against Biola (12-28-16), shooting 4-for-6 for eight points and grabbing three offensive boards in a season-high 23 minutes ... Pulled down a season-best five rebounds in the game prior at Cal State Fullerton (12-22-16) ... Dished out two of three assists on the year in the final game of the Seton Hall Thanksgiving Classic, a win over Central Connecticut (11-27-16) ... Logged double-digit minutes in 19 games, playing 20-or-more minutes in four straight games from Dec. 28 to Jan. 7 ... Named to the MW all-academic team and earned SDSU scholar-athlete distinction.

At Brennan High School

Graduated from Brennan High School in her hometown of San Antonio, Texas ... A McDonald's All-American nominee who helped her squad to a pair of appearances in the University Interscholastic League (UIL) 4A state tournament ... Was the lone player in District 27-6A to average a double-double during her junior campaign, posting 10.3 points and 10.4 rebounds per game while leading the district with a .540 field-goal percentage ... Was named the District 27-6A defensive player of the year and garnered all-region accolades ... Also served as team captain and landed on the Northside Independent School District's (NISD) all-tournament team ... Earned a scouts grade of 89 and was rated a three-star recruit by *ESPNW* ... Drew interest on the recruiting trail from Utah State, Houston, Tulsa, Western Kentucky, Arkansas State and Denver ... Received District 6A all-academic distinction and was a three-year National Honor Society member.

Personal

Born in Odessa, Texas ... Parents are Steven and Elizabeth Terry ... Enjoys reading, shopping and traveling in her spare time ... Lists New York Knicks center Joakim Noah, Green Bay Packers linebacker Clay Matthews and three-time Naismith Women's College Player of the Year Breanna Stewart as her favorite athletes ... Majoring in geological sciences at SDSU.

CAREER STATISTICS

Season	gp-gs	min/avg	Total		3-Point		F-Throws		Rebounds				Scoring							
			fg-fga	pct	fg-fga	pct	ft-fta	pct	off	def	tot	avg	pf	fo	ast	to	blk	stl	pts	avg
2016-17	28-10	344/12.3	33-62	.532	0-3	.000	10-19	.526	19	38	57	2.0	38	0	3	16	3	7	76	2.7
2017-18	10-0	62/6.2	4-5	.800	0-0	.000	2-2	1.000	6	7	13	1.3	9	0	0	3	2	1	10	1.0
2018-19	31-1	305/9.8	21-53	.396	6-13	.462	7-10	.700	19	22	41	1.3	24	0	13	16	2	9	55	1.8
TOTAL	69-11	711/10.3	58-120	.483	6-16	.375	19-31	.613	44	67	111	1.6	71	0	16	35	7	17	141	2.0

CAREER HIGHS

Points
21, at Cal State Fullerton (11-15-18)

Rebounds
8, vs. Hope International (12-10-17)

Assists
7, vs. Hope International (12-10-17)

Steals
5, vs. New Mexico (2-6-19)

Blocks
2, at San José State (1-10-18)

Field Goals
9, vs. Hope International (12-10-17)

Field Goal Attempts
18, vs. [2] New Mexico (3-11-19)

3-Point Field Goals
2, Twice
Last: at Fresno State (3-4-19)

3-Point Field Goal Attempts
4, Three times
Last: vs. Santa Clara (12-14-17)


Free Throws
7, at Cal State Fullerton (11-15-18)

Free Throw Attempts
11, vs. [2] New Mexico (3-11-19)

MISC. CAREER STATS

Double-figure scoring games: 19

Double-figure rebounding games: 0



#5 TÉA ADAMS

Sophomore
5-9
Guard
Kirkland, Wash.
Juanita HS

2017-18 Mountain West All-Academic Team

As a Freshman (2017-18)

Appeared in 29 games off the bench during her freshman campaign, averaging 16.6 minutes per game ... Averaged 4.6 points, 1.8 rebounds and 1.6 assists per game ... Had her best game of the season against Hope International (12-10-17) with season-highs in points (20 on 9-for-13 shooting), rebounds (8), assists (7) and steals (4) in just 22 minutes ... Had 10 points against Fresno State (2-7-18) on 4-for-8 shooting ... Had seven points and five assists against New Mexico (1-20-18) ... Was third on team in assists (47) and fourth in steals (22) ... Played at least 13 minutes in all but three games ... Named SDSU scholar-athlete and to the Mountain West All-Academic Team.

At Juanita High School

A three-star recruit ranked No. 22 among point guards in her class according to ESPN with a 90 scouts grade ... Finished her four-year career at Juanita High as the program's all-time leading scorer with 1,835 career points, leading the team in scoring each season ... As a senior, was a first-team All-3A/2A KingCo Conference honoree, her fourth consecutive all-conference honor, and was a *Seattle Times* Class 3A first team pick following career-high tallies in points (22.5), assists (3.3), rebounds (4.1) and steals (4.7) ... A 2016 All-USA Western Washington Preseason Girls Basketball Team honorable mention and KingCo 3A/2A First Team pick after recording 20.0 points per game ... Named to the 2015 All-USA Western Washington Preseason Girls Basketball first team and captured KingCo 2A/3A Co-MVP and Defensive Player of the Year accolades as a sophomore ... Collected All-KingCo 2A/3A first-team honors her freshman year.

Personal

Téa Adams was born in Kirkland, Wash., to Erika and Sam Adams ... Sam was a three-year starter on Texas A&M's football team and a member of the Aggies' track team, getting inducted into the school's Hall of Fame in 2001 ... Sam, a three-time Pro Bowl defensive tackle, was a first-round pick of the Seattle Seahawks in 1994, for whom he played six seasons, and also played for Baltimore, Oakland, Buffalo, Cincinnati and Denver, winning two AFC Championships and Super Bowl XXXV with the Ravens ... Adams has two brothers, Terin and Sam ... Majoring in business.

CAREER STATISTICS

Season	gp-gs		Total		3-Point		F-Throws		Rebounds				Scoring							
	min/avg		fg-fga	pct	fg-fga	pct	ft-fta	pct	off	def	tot	avg	pf	fo	ast	to	blk	stl	pts	avg
2017-18	29-0	482/16.6	51-182	.280	6-45	.133	26-39	.667	7	46	53	1.8	48	1	47	41	4	22	134	4.6
2018-19	28-28	765/27.3	109-283	.385	4-11	.364	63-106	.594	20	76	96	3.4	59	1	55	61	6	41	285	10.2
TOTAL	57-28	1247/21.9	160-465	.344	10-56	.179	89-145	.614	27	122	149	2.6	107	2	102	102	10	63	419	7.4

CAREER HIGHS

Points
29, vs. New Mexico (1-20-18)

Rebounds
9, at UC Irvine (12-7-18)

Assists
9, vs. San José State (2-2-19)

Steals
6, at San Diego (11-28-18)

Blocks
2, at Cal State Fullerton (11-15-18)

Field Goals
11, vs. New Mexico (1-20-18)

Field Goal Attempts
23, at New Mexico (1-16-19)

3-Point Field Goals
7, vs. New Mexico (1-20-18)

3-Point Field Goal Attempts
13, vs. New Mexico (1-20-18)

Free Throws
8, at CSUN (12-9-18)

Free Throw Attempts
8, at CSUN (12-9-18)

MISC. CAREER STATS

Double-figure scoring games: 40

Double-figure rebounding games: 0



#10 NAJÉ MURRAY

Sophomore
5-6
Guard
Stockton, Calif.
Saint Mary's HS

Mountain West All-Freshman Team (2017-18)

As a Freshman (2017-18)

Named to the Mountain West All-Freshman Team ... Led all freshmen in the Mountain West with 1.8 three-point field-goals per game ... Was fourth in the MW in scoring among freshmen ... Appeared in all 30 games and made 16 starts ... Was third on the team in scoring (9.3) ... Second on the team in steals (30) and three-point field goals (53) ... Scored in double-digits in eight of her first 11 games ... Averaged 22.2 minutes per game and 25 per game in MW play ... Was 78.4 percent from the free-throw line (29-37)... Scored in double-digits 16 times ... Had seven three-pointers and scored 29 points against New Mexico (1-20-18). The seven three-pointers were tied for the second most in a game in Aztec history ... Had eight assists against San José State (2-24-18) ... Had eight rebounds at Nevada (3-2-18) ... Had back-to-back games with four steals against UNLV (2-17-18) and Air Force (2-21-18) ... Scored 14 points in her collegiate debut vs. Presbyterian (11-10-17).

At Saint Mary's High School

Ranked 30th among guards in her class, earned three stars and a 90 scouts grade by *ESPNW* as a three-year letterwinner at perennial national powerhouse Saint Mary's (Stockton, Calif.) under head coach Tom Gonsalves ... Reached the 1,000-career-point mark as a senior en route to a spot on the *NorCal Sports TV* Girls West All-Star roster alongside classmate Kennedy Villa ... As a junior, named to the Cal-Hi Sports All-State Underclass Junior First Team after averaging 12.9 points and 2.76 steals per game when the Rams were ranked No. 1 in the nation for part of the year ... Cal-Hi Sports All-State Underclass Sophomore First Team honoree with 9.1 points and 2.5 steals per game as Saint Mary's won the CIF Open Division state title ... All-Sac-Joaquin Section Tri-City Athletic League Second Team pick as a freshman after knocking down 8.2 points, 2.7 rebounds, 2.7 steals and 2.1 assists per game.

Personal

Najé Murray was born in Hayward, Calif. ... Parents are Douglas and Natalia Murray ... Has a younger brother named Nicolas ... Douglas played football at Hayward (now Cal State East Bay) ... Majoring in criminal justice and hopes to become a profiler in the FBI.

CAREER STATISTICS

Season	gp-gs		min/avg		Total		3-Point		F-Throws		Rebounds				Scoring										
	gp	gs	min	avg	fg-fga	pct	fg-fga	pct	ft-fta	pct	off	def	tot	avg	pf	fo	ast	to	blk	stl	pts	avg			
2017-18	30	16	667	22.2	99	279	.355	53	157	.338	29	37	.784	15	73	88	2.9	70	2	37	49	3	30	280	9.3
2018-19	31	30	1060	34.2	146	399	.366	79	224	.353	52	65	.800	27	107	134	4.3	80	1	85	88	7	61	423	13.6
TOTAL	61	46	1727	28.3	245	678	.361	132	381	.346	81	102	.794	42	180	222	3.6	150	3	122	137	10	91	703	11.5

CAREER HIGHS

Points
11, vs. San José State (2-24-18)

Rebounds
6, Twice
Last: vs. San José State (2-24-18)

Assists
2, Multiple times
Last: vs. Colorado State (2-13-19)

Steals
2, Three times
Last: vs. San José State (2-2-19)

Blocks
2, Multiple times
Last: vs. Boise State (1-5-19)

Field Goals
5, vs. San José State (2-24-18)

Field Goal Attempts
6, Twice
Last: vs. San José State (2-24-18)

3-Point Field Goals
1, at New Mexico (1-16-19)

3-Point Field Goal Attempts
1, Three times
Last: at New Mexico (1-16-19)

Free Throws
4, at Utah State (2-9-19)

Free Throw Attempts
4, Multiple times
Last: at Utah State (2-9-19)

MISC. CAREER STATS

Double-figure scoring games: 1

Double-figure rebounding games: 0



#11 ARANTXA GÓMEZ FERRER

Senior

6-0

Forward

Valencia, Spain

Parque Colegio Santa Ana High School / Ros Casares Valencia Club

Malik Award Winner (Fall 2017) | Three-time MW Scholar-Athlete (2016-18) | Three-time MW All-Academic Team (2015-18)

As a Junior (2017-18)

Appeared in 28 games while making 20 starts ... Averaged career-highs in points (2.3), rebounds (2.3) and minutes per game (13.8) ... Shot 61.7 percent from the floor (29-for-47) on the season and 63.6 percent (21-for-33) in conference play ... Second on the team with 11 blocks ... Posted career-high in points (11 on 5-for-6 shooting) and rebounds (6) against San José State (2-24-18) ... Had four games with two blocks ... Received Malik Award for having 4.0 GPA in the 2017 fall semester ... A Mountain West and SDSU scholar-athlete who also earned a MW All-Academic Team distinction.

As a Sophomore (2016-17)

Played in 28 games, starting the final seven contests of the year ... Logged 20 or more minutes in four games, including a season-high 25 against UC Santa Barbara (12-11-16), while averaging 11.5 minutes per game ... Tied for the team lead with nine blocks, getting two in three games ... Posted 49 points and 61 rebounds with six assists and four steals ... Recorded a season-best six points in a win against Utah State (2-15-17) ... Grabbed five rebounds three times for a season high ... Dished out a pair of assists in a home victory vs. Boise State (1-7-17) ... Posted five points each in wins against Nevada (1-4-17) and at Cal State Fullerton (12-22-16) ... Notched two-or-more points in seven consecutive games to end conference play ... A Mountain West and SDSU scholar-athlete who also earned MW all-academic team distinction.

As a Freshman (2015-16)

Appeared in 18 games as a reserve during her freshman campaign before suffering a season-ending knee injury at Air Force (2-13-16) ... Finished with a combined 10 points, 16 rebounds and four steals in 118 minutes of action ... Recorded her first collegiate basket in the season opener at Long Beach State (11-13-15) ... Grabbed a career-high three rebounds and came up with one steal in a season-high 15 minutes vs. UC Riverside (11-16-15) ... Also posted identical totals in the Aztecs' non-conference finale against San Diego Christian (12-21-15) ... Received Mountain West scholar-athlete recognition and earned a spot on the league's all-academic team.

Prior to SDSU

Gained extensive experience as a six-year member off the Ros Casares Valencia club program in her home town of Valencia, Spain ... Team was Spanish U16 champions in 2012-13 ... Averaged 13.0 points, 9.0 rebounds and 3.0 assists, leading her squad to an undefeated regular season as a prep senior in 2014-15 ... Earned most valuable player honors after Ros Casares captured the Comunidad Valenciana U18 Regional Championships in April 2015 ... Was also named MVP at the MHL Tournament in Zaragoza, Spain, after club finished in first place ... Competed for Valencia BC at the Spanish club national championships in May, helping her team to a group title and a spot in the quarterfinals ... Averaged a double-double with 15.0 points and 10 rebounds

CAREER STATISTICS

Season	gp-gs	min/avg	Total		3-Point		F-Throws		Rebounds						Scoring					
			fg-fga	pct	fg-fga	pct	ft-fta	pct	off	def	tot	avg	pf	fo	ast	to	blk	stl	pts	avg
2015-16	18-0	118/6.6	5-12	.417	0-0	.000	0-12	.000	10	6	16	0.9	18	0	2	5	1	4	10	0.6
2016-17	28-7	322/11.5	18-34	.529	0-0	.000	13-27	.481	32	29	61	2.2	34	0	6	17	9	4	49	1.8
2017-18	28-20	386/13.8	29-47	.617	0-0	.000	5-11	.455	25	40	65	2.3	47	2	8	17	11	8	63	2.3
2018-19	31-6	289/9.3	22-40	.550	1-3	.333	20-40	.500	27	29	56	1.8	45	1	7	13	7	6	65	2.1
TOTAL	105-33	1115/10.6	74-133	.556	1-3	.333	38-90	.422	94	104	198	1.9	144	3	23	52	28	22	187	1.8

CAREER HIGHS

Points
11, vs. Incarnate Word (11-18-18)

Rebounds
4, at Wyoming (1-9-19)

Assists
2, vs. Incarnate Word (11-18-18)

Steals
N/A

Blocks
N/A

Field Goals
2, Twice
Last: at Wyoming (1-9-19)

Field Goal Attempts
5, vs. Incarnate Word (11-18-18)

3-Point Field Goals
1, vs. Incarnate Word (11-18-18)

3-Point Field Goal Attempts
2, vs. Incarnate Word (11-18-18)

Free Throws
6, vs. Incarnate Word (11-18-18)

Free Throw Attempts
8, vs. Incarnate Word (11-18-18)

MISC. CAREER STATS

Double-figure
scoring games: 1

Double-figure
rebounding games: 0



#15 JAYDEN PEREZ

Freshman
5-8
Guard
Las Cruces, N.M.
Ocate HS

At Ocate High School

A three-star recruit according to ESPN, earning a scout's grade of 89 as the 73rd-ranked point guard in her class ... Missed her senior year due to injury, but still amassed 1,586 career points ... As a junior, averaged nearly 20 points with 5.8 rebounds, 2.7 assists and 1.7 steals ... Selected to the 2017 All-U.S.A. New Mexico Girls Basketball Team, she led Ocate HS to the Class 6A state tournament, earning Class 6A all-state second-team honors along the way... A three-time New Mexico All-State honoree, she played her freshman and sophomore seasons at Las Cruces High, capturing District 3-6A Player of the Year and Class 6A all-state second-team honors each year ... Plays AAU for Team Fusion in El Paso, Texas, under head coach Lee Williams ... A 4.0 student, ranked ninth in her class... Also competed for Ocate's volleyball team as a junior ... She was also recruited by numerous D-I schools including San Diego, New Mexico, Nebraska, Saint Mary's, UTEP and Long Beach State.

Personal

Parents are Vanessa and Saul Perez... Plans to major in kinesiology as a fitness specialist ... Enjoys spending time with family, cooking and lifting weights ... Favorite athlete is Kelly Oubre Jr. of the Washington Wizards.

CAREER STATISTICS

Season	gp-gs	min/avg	Total		3-Point		F-Throws		Rebounds								Scoring			
			fg-fga	pct	fg-fga	pct	ft-fta	pct	off	def	tot	avg	pf	fo	ast	to	blk	stl	pts	avg
2018-19	15-0	88/5.9	6-22	.273	1-9	.111	12-14	.857	1	11	12	0.8	2	0	6	13	0	0	25	1.7
TOTAL	15-0	88/5.9	6-22	.273	1-9	.111	12-14	.857	1	11	12	0.8	2	0	6	13	0	0	25	1.7

CAREER HIGHS

Points
14, at Boise State (2-16-19)

Rebounds
11, Twice
Last: vs. Nevada (3-7-19)

Assists
2, Twice
Last: at San Diego (11-28-18)

Steals
3, at Air Force (1-30-19)

Blocks
5, at New Mexico (1-16-19)

Field Goals
6, Twice
Last: at Boise State (2-16-19)

Field Goal Attempts
10, Twice
Last: at Boise State (2-16-19)

3-Point Field Goals
1, vs. Hawai'i (11-9-18)

3-Point Field Goal Attempts
1, Three times
Last: vs. Boise State (1-5-19)

Free Throws
7, vs. New Mexico (2-6-19)

Free Throw Attempts
10, vs. New Mexico (2-6-19)

MISC. CAREER STATS

Double-figure scoring games: 6

Double-figure rebounding games: 2

Double-doubles: 1

* at San Francisco



#22 ZAYN DORNSTAUDER

RS Junior
6-3
Center
Regina, Saskatchewan, Canada
Ball State/San Francisco/Hamilton HS (Ariz.)

Prior to SDSU

Spent the 2017-18 season as a redshirt at Ball State... Played her first two years at the University of San Francisco ... In her freshman year (2015-16) at San Francisco, Dornstauder appeared in 17 games, averaging 6.8 minutes per game and 2.1 points. She had two games with a career-high eight points and helped the Dons win the WCC Tournament and advance to the NCAA Tournament ... Dornstauder appeared in five games the following season (2016-17), totaling five points.

Prep/International Career

Completed her prep career at Hamilton High in Chandler, Ariz., playing one season for the Huskies ... Helped Hamilton HS finish with a 22-9 overall record and placed fifth in the 2015 Division 1 state championships in 2015 ... Played in the Arizona Senior All-star game to end her high school career ... Played three years at Dr. Martin Leboldus High, in Regina, Saskatchewan, helping them go 77-8 overall and win the 2013 provincial 5A championship ... Played four years for Team Saskatchewan, on the U15 and U17 squads ... In 2014, helped the U17 team finish fourth at the Canadian Women's National Championships while leading the tournament in rebounds and finishing second in blocks ... Led the 2012 Women's U15 Canadian Tournament in rebounds and blocked shots as well... Also competed at the 2013 Jeux Canada Summer Games and the 2011 West Canada Summer Games ... Played club basketball with the Regina Jr. Cougars and the Regina Hornets, traveling through Western Canada and the Northern United States... Lived in Southwest France for one year (2009-10) and played with the Port St. Marie U14 team.

Personal

Born in Prince Albert, Saskatchewan, Canada to Gord Dornstauder and Patty Urbaniak ... Her sister, Quinn, played basketball at Arizona State and left in third place on the school's all-time career block list (138) ... Also has two brothers: Declan and Kaz... Lists her favorite athlete as Allen Iverson ... Enjoys drawing, photography and longboarding ... Is majoring in social work.

CAREER STATISTICS

Season	gp-gs	min/avg	Total		3-Point		F-Throws		Rebounds				Scoring							
			fg-fga	pct	fg-fga	pct	ft-fga	pct	off	def	tot	avg	pf	fo	ast	to	blk	stl	pts	avg
2015-16*	17-0	115/6.8	12-37	.324	0-0	.000	12-16	.750	4	13	17	1.0	24	0	2	14	5	1	36	2.1
2016-17*	5-0	37/7.4	3-17	.176	0-0	.000	4-7	.571	1	5	6	1.2	11	1	1	4	3	4	10	2.0
2018-19	31-16	562/18.1	73-168	.435	1-3	.333	47-68	.691	49	80	129	4.2	75	1	11	53	35	14	194	6.3
TOTAL	31-16	562/18.1	73-168	.435	1-3	.333	47-68	.691	49	80	129	4.2	75	1	11	53	35	14	194	6.3
All*	53-16	714/13.5	88-222	.396	1-3	.333	63-91	.692	54	98	152	2.9	110	2	14	71	43	19	240	4.5

*at San Francisco

CAREER HIGHS*

Points
9, at UC Irvine (12-7-18)

Rebounds
5, Twice
Last: at Fresno State (3-4-19)

Assists
2, Twice
Last: vs. Fresno State (1-23-19)

Steals
2, at CSUN (12-9-18)

Blocks
1, at San Diego (11-28-18)

Field Goals
3, at UC Irvine (12-7-18)

Field Goal Attempts
3, at UC Irvine (12-7-18)

3-Point Field Goals
3, at UC Irvine (12-7-18)

3-Point Field Goal Attempts
3, Three times
Last: at Utah State (2-9-19)

Free Throws
2, Three times
Last: vs. New Mexico (2-6-19)

Free Throw Attempts
5, vs. San Francisco State (1-29-15)*

MISC. CAREER STATS

Double-figure scoring games: 1

Double-figure rebounding games: 0

* at CSU San Bernardino



#23 LOLI GOMEZ

Senior
5-8
Guard
Huntington Beach, Calif.
Edison HS

As a Junior (2017-18)

Appeared in eight games, totaling 11 minutes ... Had an assist against Hope International (12-10-17) ... Had an offensive rebound at Nevada (3-2-18).

At Cal State San Bernardino (2014-15)

Appeared in eight games during the 2014-15 season as a true freshman at Cal State San Bernardino, averaging 3.8 minutes per game ... Scored a season-high six points against San Francisco State, going 2-for-3 with a pair of free throws, both of which were season bests.

At Edison High School (2014-15)

Four-year varsity letterwinner at Edison High ... Helped her team as a freshman win the CIF Division I championship ... Team reached the CIF semis her sophomore year and the quarterfinals in both her junior and senior seasons ... A three-time all-league selection with first-team honors her junior and senior seasons ... Nominated her senior year for the National Society of High School Scholars.

Personal

Dolores Gomez was born in South Bronx, N.Y. to Wanda and Ismael Gomez ... One of five children, including older sister Geena, who played for the Aztecs from 2015-18 ... Majoring in business with aspirations of working in real estate or marketing after graduation.

CAREER STATISTICS

Season	gp-gs	min/avg	Total		3-Point		F-Throws		Rebounds				Scoring							
			fg-fga	pct	fg-fga	pct	ft-fta	pct	off	def	tot	avg	pf	fo	ast	to	blk	stl	pts	avg
2014-15*	8-0	30/3.8	3-10	.300	0-5	.000	2-5	.400	3	5	8	1.0	4	0	2	1	0	0	8	1.0
2017-18	8-0	11/1.4	0-1	.000	0-0	.000	0-0	.000	1	0	1	0.1	1	0	1	3	0	0	0	0.0
2018-19	30-0	297/9.9	9-30	.300	8-20	.400	6-6	1.000	5	29	34	1.1	21	0	14	16	1	6	32	1.1
TOTAL	38-0	308/8.1	9-31	.290	8-20	.400	6-6	1.000	6	29	35	0.9	22	0	15	19	1	6	32	0.8
All*	46-0	338/7.3	12-41	.293	8-25	.320	8-11	.727	9	34	43	0.9	26	0	17	20	1	6	40	0.9

*at CSU San Bernardino

CAREER HIGHS

Points
6, vs. Hope International (12-10-17)

Rebounds
5, vs. Hope International (12-10-17)

Assists
N/A, vs. Presbyterian (11-10-17)

Steals
1, vs. UNLV (1-27-18)

Blocks
N/A

Field Goals
3, vs. Hope International (12-10-17)

Field Goal Attempts
5, Twice,
Last: vs. Hope Int'l (12-10-17)

3-Point Field Goals
1, at Wyoming (2-14-18)

3-Point Field Goal Attempts
1, Twice
Last: at Wyoming (2-14-18)

Free Throws
1, at Colorado State (1-24-18)

Free Throw Attempts
2, at Colorado State (1-24-18)

MISC. CAREER STATS

Double-figure scoring games: 0

Double-figure rebounding games: 0



#24 KIARA EDWARDS

Sophomore
6-1
Forward
Surprise, Ariz.
Valley Vista HS

As a Freshman (2017-18)

Appeared in nine games off the bench, totaling 46 minutes ... Averaged 1.8 points and 1.6 rebounds per game ... Was 7-for-16 (.438) from the field ... Totaled season-highs in points (6), rebounds (5) and minutes (15) against Hope International (12-10-17) ... Hit first career three-pointer at Wyoming (2-14-18).

At Valley Vista High School

A four-star recruit ranked No. 119 by Prospects Nation at Valley Vista High (Surprise, Ariz.) ... Invited to the 2016 Women's U17 World Championships team trials ... Averaged nearly a double-double over her four-year varsity career (12.9 PPG, 9.8 RPG) ... Her senior season, helped Valley Vista to a state title, the school's first, after averaging 12.1 points and 8.8 rebounds per game, both team highs ... Competed in the 2017 Arizona Girls High School Basketball All-Star game ... Was a 2016-17 All-West Valley Preps first team pick for the third-straight year after earning Girls Basketball Player of the Year runner-up nods each of the previous two seasons ... Also a two-time (2013-14, 2015-16) Sports360AZ All-Academic Girls Basketball Team honorable mention.

Personal

Kiara Edwards was born in Fresno, Calif., to Stephanie and Demetrius Edwards ... Demetrius was a three-year letterwinner at defensive tackle for Fresno State ... Also has a brother, Demetrius Jr. ... Uncle Johnny McWilliams played five seasons in the NFL after playing for USC ... Majoring in journalism at SDSU with plans of working in broadcasting.

CAREER STATISTICS

Season	gp-gs		Total		3-Point		F-Throws		Rebounds				Scoring							
	gp	gs	fg-fga	pct	fg-fga	pct	ft-fga	pct	off	def	tot	avg	pts	fo	ast	to	blk	stl	pts	avg
2017-18	9	0	7-16	.438	1-3	.333	1-2	.500	2	12	14	1.6	2	0	0	7	0	1	16	1.8
TOTAL	9	0	7-16	.438	1-3	.333	1-2	.500	2	12	14	1.6	2	0	0	7	0	1	16	1.8

CAREER HIGHS*

Points
19, vs. San José State (12-10-17)

Rebounds
7, at Washington (2-11-18)

Assists
6, at Washington (2-11-18)

Steals
2, Twice,
Last: vs. NCCU (11-22-17)

Blocks
1, vs. San José State (12-10-17)

Field Goals
8, vs. San José State (12-10-17)

Field Goal Attempts
13, vs. Savannah State (12-13-17)

3-Point Field Goals
3, Three times,
Last: at Colorado (1-28-18)

3-Point Field Goal Attempts
6, vs. Utah Valley (11-15-17)

Free Throws
4, vs. Arkansas Pine Bluff (12-27-16)

Free Throw Attempts
4, vs. Arkansas Pine Bluff (12-27-16)

MISC. CAREER STATS

Double-figure
scoring games: 11

Double-figure
rebounding games: 0

* at Oregon State



#25 TAYLOR KALMER

Senior

5-8

Guard

Chandler, Ariz.

Oregon State/Corona del Sol HS

2018-19 Season

Will redshirt this season due to NCAA transfer rules.

At Oregon State (2015-18)

Appeared in 80 games as a reserve in her three years at Oregon State... Improved her scoring each season: 2.7 ppg as a freshman, 3.3 ppg as a sophomore and 6.0 ppg as a junior ... As a junior, averaged 17.7 minutes per game and shot 38.4 percent from the floor and 37.2 percent from three-point territory ... Had career-high 19 points on 8-for-10 shooting against San José State (12/10/17) ... Helped the Beavers advance to the second weekend of the NCAA Tournament all three years, including a run to the Final Four in 2016 ... Named Oregon State's Most Improved Player after the 2015-16 season ... Three-time Pac-12 Academic Honorable Mention selection.

At Corona del Sol High School

A four-year starter at Corona del Sol High School, Kalmer tallied 1,648 points, 303 assists and 197 steals in her prep career ... A four-time all-city and all-state selection, Kalmer averaged 20 points as a junior and 18.7 as a senior and helped her team make the playoffs all four years ... McDonald's All-American nominee ... Kalmer was rated the No. 31 point guard nationally by ESPN before signing with Oregon State.

Personal

Born in Plano, Texas to Christi and John Kalmer ... Lists Russell Westbrook as her favorite athlete ... Enjoys hiking, working out, being outdoors, creative designing, crafts and reading ... Majored in merchandising management at Oregon State and hopes to work for Nike when her playing career is over.

CAREER STATISTICS

Season	gp-gs		Total		3-Point		F-Throws		Rebounds					Scoring											
	gp	gs	fg-fga	pct	fg-fga	pct	ft-fla	pct	off	def	tot	avg	pf	fo	ast	to	blk	stl	pts	avg					
2015-16*	24	0	163	6.8	24	70	.343	11	32	.344	6	8	.750	2	12	14	0.6	12	0	16	12	0	6	65	2.7
2016-17*	24	0	215	9.0	29	69	.420	7	29	.241	14	17	.824	3	17	20	0.8	9	0	21	21	0	5	79	3.3
2017-18*	32	0	566	17.7	76	198	.384	32	86	.372	7	10	.700	12	62	74	2.3	22	0	60	36	1	10	191	6.0
All*	80	0	944	11.8	129	337	.383	50	147	.340	27	35	.771	17	91	108	1.4	43	0	97	69	1	21	335	4.2

*at Oregon State

CAREER HIGHS*

Points
N/A

Rebounds
N/A

Assists
N/A

Steals
1, vs. Incarnate Word (11-18-18)

Blocks
N/A

Field Goals
N/A

Field Goal Attempts
N/A

3-Point Field Goals
N/A

3-Point Field Goal Attempts
N/A

Free Throws
N/A

Free Throw Attempts
N/A

MISC. CAREER STATS

Double-figure
scoring games: 0

Double-figure
rebounding games: 0



#33 MONICA MERKOVSKY

Senior
6-1
Forward

At West Torrance High School

Received all-Pioneer second team honors as a senior... Helped her team win the 2015 CIF Southern Section 1A Championship and the 2014 CIF Southern Section 2A Championship... Her high school also won the Bay League championship in 2013 and 2014... Was recruited by CSUN and Cal State Los Angeles... Also competed in track and field... Was an honor roll student all four years... Was president of the Freshman Focus Club as a senior.

Personal

Born in San Pedro, Calif. to Kathy and Joseph Merkovsky... Her grandfather played for the Pittsburgh Steelers in the 1940's... Enjoys reading, going to the beach, listening to music and spending time with family friends... Majoring in kinesiology pre-physical therapy... Hopes to work in sports as a doctor of physical therapy.

CAREER STATISTICS

Season	gp-gs	min/avg	Total		3-Point		F-Throws		Rebounds				Scoring								
			fg-fga	pct	fg-fga	pct	ft-fta	pct	off	def	tot	avg	pts	avg							
2018-19	2-0	7/3.5	0-0	.000	0-0	.000	0-0	.000	0	0	0	0.0	1	0	0	0	0	0	1	0	0.0
TOTAL	2-0	7/3.5	0-0	.000	0-0	.000	0-0	.000	0	0	0	0.0	1	0	0	0	0	0	1	0	0.0

CAREER HIGHS

Points
12, vs. San José State (3-6-17)

Rebounds
14, vs. [2] New Mexico (3-11-19)

Assists
2, Multiple times
Last: vs. [2] New Mexico (3-11-19)

Steals
2, Multiple times
Last: vs. [10] Air Force (3-10-19)

Blocks
3, Three times
Last: vs. Hawai'i (11-9-18)

Field Goals
5, Twice,
Last: vs. San José State (3-6-17)

Field Goal Attempts
9, Twice
Last: at Santa Clara (11-13-18)

3-Point Field Goals
1, at Wyoming (1-9-19)

3-Point Field Goal Attempts
1, Multiple times
Last: vs. [2] New Mexico (3-11-19)

Free Throws
5, Twice
Last: vs. Arizona (12-2-18)

Free Throw Attempts
7, at Boise State (2-27-18)

MISC. CAREER STATS

Double-figure scoring games: 5

Double-figure rebounding games: 3

Double-Doubles: 1



#34 BAYLEE VANDERDOES

Junior
6-1
Forward
Auburn, Calif.
Placer HS

As a Sophomore (2017-18)

Appeared in all 30 games and made eight starts ... Averaged 3.3 points and 3.8 rebounds per game ... Led the team with 20 blocks ... Second on the team with 55 offensive rebounds ... Led the Aztecs in blocks 10 times ... Had career-high 13 rebounds, including 11 offensive boards, vs. Central Michigan (11-24-17) ... Had career-high 13 points on 5-5 shooting at Nevada (3-2-18) ... Had career-high three blocks twice ... Scored 11 points vs. Boise State (1-13-18).

As a Freshman (2016-17)

Appeared in 23 contests with nine starts ... Began collegiate career by starting the season's first eight games ... Led all SDSU freshmen in scoring (3.9/gm), rebounding (2.7/gm), minutes per game (13.6/gm), assists (0.4/gm) and blocks (0.1/gm) ... Became the first Aztec freshman since 2013 to notch a double-double since 2013 with a 10-point, 10-rebound performance against San Diego Christian (11-14-16) in her second collegiate game ... Best offensive performance of the year came in the MW Tournament game against No. 8-seed San José State (3-6-17), a 12-point effort on 5-for-6 shooting in 16 minutes ... Played 20-or-more minutes five times, with 25 minutes logged against Loyola Marymount (11-20-16), during which she grabbed six boards, serving as a season high ... Pulled down five rebounds at Fresno State (2-22-17) ... Dished out a pair of assists in the final game of the Seton Hall Thanksgiving Classic, a win over Central Connecticut (11-27-16).

At Placer High School

A standout player at Placer High School in Auburn, Calif., who won four varsity letters under head coach Tony Camillucci ... Averaged 21.1 points, 11.0 rebounds and 3.6 blocks per game during her senior campaign, earning a spot on the *MaxPreps* Division IV all-California state second team ... Captured the Pioneer Valley League most valuable player award on two occasions and garnered second-team All-Metro accolades from the *Sacramento Bee* ... Holds Placer High's single-game record for points scored (41) and blocked shots (11) ... Was rated a three-star recruit by *ESPN* and received a scouts grade of 89 ... Chose the Aztecs over the likes of Oregon State, Fresno State, UNLV, Utah State, East Carolina and Florida Atlantic among others ... Also competed in volleyball as a prep.

Personal

Parents are Eddie and Behia Vanderdoes ... Has one older brother, Eddie, who was a defensive lineman at UCLA and was drafted by the Oakland Raiders ... Grandfather played professional basketball in Germany ... Lists Minnesota Timberwolves guard Derrick Rose as her favorite athlete ... Majoring in history.

CAREER STATISTICS

Season	gp-gs		min/avg		Total		3-Point		F-Throws		Rebounds						Scoring					
	gp	gs	min	avg	fg-fga	pct	fg-fga	pct	ft-fta	pct	off	def	tot	avg	pf	fo	ast	to	blk	stl	pts	avg
2016-17	23	9	312	13.6	33-67	.493	0-0	.000	23-37	.622	17	44	61	2.7	43	1	8	20	3	6	89	3.9
2017-18	30	8	500	16.7	33-88	.375	0-1	.000	34-56	.607	55	60	115	3.8	53	1	7	30	20	11	100	3.3
2018-19	31	11	473	15.3	38-86	.442	1-10	.100	19-26	.731	34	59	93	3.0	64	1	19	40	17	13	96	3.1
TOTAL	84	28	1285	15.3	104-241	.432	1-11	.091	76-119	.639	106	163	269	3.2	160	3	34	90	40	30	285	3.4

CAREER HIGHS

Points
8, vs. Nevada (3-5-18)

Rebounds
7, at UNLV (2-17-18)

Assists
2, vs. Hope International (12-10-17)

Steals
2, vs. UC Irvine (12-8-17)

Blocks
2, vs. UC Irvine (12-8-17)

Field Goals
4, vs. Nevada (3-5-18)

Field Goal Attempts
5, Three times
Last: vs. Nevada (3-5-18)

3-Point Field Goals
N/A

3-Point Field Goal Attempts
N/A

Free Throws
1, Twice
Last: at Colorado State (1-24-18)

Free Throw Attempts
2, Four times,
Last: at UNLV (2-17-18)

MISC. CAREER STATS

Double-figure scoring games: 0

Double-figure rebounding games: 0



#45 NAOMI EKWEDIKE

RS Sophomore
6-6
Center
Lagos, Nigeria
Potter's House Christian Academy

As a Redshirt Freshman (2017-18)

Appeared in 22 games, while making one start ... In 7.2 minutes per game, averaged 2.2 points and 2.5 rebounds ... Was 23-for-44 from the field (.523) ... Had career-high eight points on 4-for-5 shooting against Nevada in Mountain West Tournament (3-5-18) ... Earned start against Santa Clara and scored four points and grabbed four rebounds in season-high 15 minutes ... Had six points and career-high seven rebounds (four offensive) at UNLV (2-17-18) ... Had five points, two blocks and two steals against UC Irvine (12-8-17) ... Named SDSU scholar-athlete.

As a Freshman (2016-17)

Played in the first nine games of the year before suffering a season-ending knee injury on Dec. 11 against UC Santa Barbara ... Averaged 1.9 points and 1.2 rebounds in 7.0 minutes per game ... Logged double-digit minutes three times, spending a season-high 12 minutes on the floor in the Seton Hall Thanksgiving Classic finale, a win over Central Connecticut (11-27-16) ... Knocked down a pair of field goals three times, going 2-for-4 for five points in a win against San Diego Christian (11-14-16) ... Pulled down a trio of rebounds twice: at San Diego (11-17-16) and UC Davis (12-2-16) ... SDSU Scholar-Athlete honoree.

At Potter's House Christian Academy (Fla.)

A native of Lagos, Nigeria, who competed for three years as a prep at Potter's House Christian Academy in Jacksonville, Fla. ... Was a member of two state championship teams and helped the Lions secure a national title in the National Christian School Athletic Association tournament as junior ... Averaged 3.8 points, 7.3 rebounds and 2.5 blocks during the 2014-15 campaign, posting four or more rejections in eight different games, according to *MaxPreps* ... Was named her squad's most improved player ... Received a scouts grade of 89 and was rated a three-star recruit by *espnW* ... Also drew interest from Virginia Tech, East Carolina, Prairie View A&M and Maryland-Eastern Shore during the recruiting process ... National Honor Society member and Good Citizenships award recipient.

Personal

Naomi Kelechi Ekwedike was born in Lagos, Nigeria ... Parents are Raymond and Bukola Ekwedike ... Has an aunt who played for the Nigerian national soccer team ... Majoring in business administration with a concentration in human resources at SDSU.

CAREER STATISTICS

Season	gp-gs	min/avg	Total		3-Point		F-Throws		Rebounds							Scoring				
			fg-fga	pct	fg-fga	pct	ft-fta	pct	off	def	tot	avg	pf	fo	ast	to	blk	stl	pts	avg
2016-17	9-0	63/7.0	8-19	.421	0-0	.000	1-3	.333	5	6	11	1.2	10	0	0	13	0	0	17	1.9
2017-18	22-1	158/7.2	23-44	.523	0-0	.000	3-11	.273	22	32	54	2.5	28	1	6	16	5	3	49	2.2
TOTAL	31-1	221/7.1	31-63	.492	0-0	.000	4-14	.286	27	38	65	2.1	38	1	6	29	5	3	66	2.1

All games

RECORD:	OVERALL	HOME	AWAY	NEUTRAL
ALL GAMES	14-17	8-7	4-10	2-0
CONFERENCE	7-11	5-4	2-7	0-0
NON-CONFERENCE	7-6	3-3	2-3	2-0

#	Player	gp-gs	min	avg	Total		3-Point		F-Throw		Rebounds		PF		DQ		A		T		pts	avg			
					fg-fga	fg%	3fg-fga	3fg%	ft-fta	ft%	off	def	tot	avg	pf	dq	a	to	blk	stl					
02	RAMOS, Sophia	31-30	1049	33.8	161-364	.442	42-114	.368	66-83	.795	20	119	139	4.5	52	0	142	110	14	43	430	13.9			
10	MURRAY, Naje	31-30	1060	34.2	146-399	.366	79-224	.353	52-65	.800	27	107	134	4.3	80	1	85	88	7	61	423	13.6			
03	ADAMS, Mallory	31-31	985	31.8	124-321	.386	21-66	.318	106-152	.697	100	182	282	9.1	56	0	29	45	12	18	375	12.1			
05	ADAMS, Tea	28-28	765	27.3	109-283	.385	4-11	.364	63-106	.594	20	76	96	3.4	59	1	55	61	6	41	285	10.2			
22	DORNSTAUDE, Zay	31-16	562	18.1	73-168	.435	1-3	.333	47-68	.691	49	80	129	4.2	75	1	11	53	35	14	194	6.3			
34	VANDERDOES, Bayle	31-11	473	15.3	38-86	.442	1-10	.100	19-26	.731	34	59	93	3.0	64	1	19	40	17	13	96	3.1			
11	GOMEZ, Arantxa	31-6	289	9.3	22-40	.550	1-3	.333	20-40	.500	27	29	56	1.8	45	1	7	13	7	6	65	2.1			
04	TERRY, Monique	31-1	305	9.8	21-53	.396	6-13	.462	7-10	.700	19	22	41	1.3	24	0	13	16	2	9	55	1.8			
15	PEREZ, Jayden	15-0	88	5.9	6-22	.273	1-9	.111	12-14	.857	1	11	12	0.8	2	0	6	13	0	0	25	1.7			
23	GOMEZ, Loli	30-0	297	9.9	9-30	.300	8-20	.400	6-6	1.000	5	29	34	1.1	21	0	14	16	1	6	32	1.1			
00	VILLA, Kennedy	31-2	345	11.1	12-33	.364	0-0	.000	5-13	.385	15	26	41	1.3	39	0	16	20	5	16	29	0.9			
33	MERKOVSKY, Monica	2-0	7	3.5	0-0	.000	0-0	.000	0-0	.000	0	0	0	0.0	1	0	0	0	0	1	0	0.0			
Team											67	57	124												20
Total.....		31	6225		721-1799	.401	164-473	.347	403-583	.691	384	797	1181	38.1	518	5	397	495	106	228	2009	64.8			
Opponents.....		31	6225		749-1882	.398	204-644	.317	381-523	.728	371	753	1124	36.3	547	-	476	431	142	243	2083	67.2			

TEAM STATISTICS	SDSU	OPP	Date	Opponent	Score	Att.
SCORING	2009	2083	11-09-18	HAWAII	w 58-57	2561
Points per game	64.8	67.2	11-13-18	at Santa Clara	L 43-60	234
Scoring margin	-2.4	-	11-15-18	at Cal State Fullerton	w 83-72	190
FIELD GOALS-ATT	721-1799	749-1882	11-18-18	INCARNATE WORD	w 81-38	1477
Field goal pct	.401	.398	11-23-18	CALIFORNIA BAPTIST	w 83-67	703
3 POINT FG-ATT	164-473	204-644	11-24-18	TCU	L 64-81	822
3-point FG pct	.347	.317	11-28-18	at San Diego	L 71-72	423
3-pt FG made per game	5.3	6.6	12-02-18	ARIZONA	L 60-69	1900
FREE THROWS-ATT	403-583	381-523	12-07-18	at UC Irvine	w 78-70	395
Free throw pct	.691	.728	12-09-18	at CSUN	L 74-77	281
F-Throws made per game	13.0	12.3	12-21-18	UCSB	L 58-63	392
REBOUNDS	1181	1124	* 01-05-19	BOISE STATE	L 66-69	662
Rebounds per game	38.1	36.3	* 01-09-19	at Wyoming	L 45-87	2290
Rebounding margin	+1.8	-	* 01-12-19	AIR FORCE	w 70-61	566
ASSISTS	397	476	* 01-16-19	at New Mexico	L 62-70	4976
Assists per game	12.8	15.4	* 01-23-19	FRESNO STATE	L 81-87	465
TURNOVERS	495	431	* 01-26-19	at UNLV	L 57-71	1069
Turnovers per game	16.0	13.9	* 01-30-19	at Air Force	L 66-75	337
Turnover margin	-2.1	-	* 02-02-19	SAN JOSE STATE	w 69-68	2869
Assist/turnover ratio	0.8	1.1	* 02-06-19	NEW MEXICO	w 61-59	4272
STEALS	228	243	* 02-09-19	at Utah State	w 56-54	422
Steals per game	7.4	7.8	* 02-13-19	COLORADO STATE	w 54-45	409
BLOCKS	106	142	* 02-16-19	at Boise St.	L 67-91	1875
Blocks per game	3.4	4.6	* 02-20-19	at Nevada	L 69-74	1031
ATTENDANCE	19113	16273	* 02-23-19	UNLV	L 49-62	966
Home games-Avg/Game	15-1274	14-1162	* 02-27-19	UTAH STATE	L 52-65	447
Neutral site-Avg/Game	-	2-0	* 03-02-19	at San Jose St.	L 76-84	542
			* 03-04-19	at Fresno State	w 59-58	2208
			* 03-07-19	NEVADA	w 64-61	602
Score by Periods	1st	2nd	3rd	4th	OT	Totals
San Diego State	495	452	509	542	11	2009
Opponents	567	427	532	555	2	2083
						03/10/19 vs Air Force w 63-55 0
						03/11/19 vs New Mexico Wot 70-61 0

* = Conference game

MW games only

RECORD:	OVERALL	HOME	AWAY	NEUTRAL
ALL GAMES	7-11	5-4	2-7	0-0
CONFERENCE	7-11	5-4	2-7	0-0
NON-CONFERENCE	0-0	0-0	0-0	0-0

#	Player	gp-gs	min	avg	Total		3-Point		F-Throw		Rebounds					pts	avg					
					fg-fga	fg%	3fg-fga	3fg%	ft-fa	ft%	off	def	tot	avg	pf			dq	a	to	blk	stl
10	MURRAY, Najie	18-17	604	33.6	84-232	.362	42-122	.344	30-34	.882	18	61	79	4.4	45	1	47	50	2	31	240	13.3
03	ADAMS, Mallory	18-18	577	32.1	77-204	.377	13-40	.325	62-87	.713	66	107	173	9.6	35	0	13	27	6	9	229	12.7
02	RAMOS, Sophia	18-18	602	33.4	84-196	.429	18-63	.286	39-48	.813	9	66	75	4.2	34	0	84	67	7	21	225	12.5
05	ADAMS, Tea	18-18	486	27.0	63-174	.362	4-7	.571	36-65	.554	7	50	57	3.2	37	0	32	38	4	30	166	9.2
22	DORNSTAUDER, Zay	18-13	356	19.8	45-92	.489	0-1	.000	34-47	.723	32	53	85	4.7	47	1	7	30	21	11	124	6.9
34	VANDERDOES, Bayle	18-1	225	12.5	15-33	.455	1-3	.333	7-12	.583	15	20	35	1.9	31	0	9	24	4	2	38	2.1
11	GOMEZ, Arantxa	18-5	184	10.2	12-23	.522	1-2	.500	12-20	.600	15	17	32	1.8	29	1	5	11	5	3	37	2.1
15	PEREZ, Jayden	7-0	46	6.6	3-11	.273	0-5	.000	4-4	1.000	0	5	5	0.7	0	0	2	6	0	0	10	1.4
23	GOMEZ, Loli	18-0	183	10.2	6-17	.353	5-13	.385	4-4	1.000	2	19	21	1.2	11	0	12	9	0	4	21	1.2
04	TERRY, Monique	18-0	159	8.8	5-24	.208	3-8	.375	4-6	.667	9	12	21	1.2	14	0	7	8	1	6	17	0.9
00	VILLA, Kennedy	18-0	174	9.7	7-19	.368	0-0	.000	2-6	.333	10	12	22	1.2	18	0	8	13	5	8	16	0.9
33	MERKOVSKY, Monica	1-0	4	4.0	0-0	.000	0-0	.000	0-0	.000	0	0	0	0.0	1	0	0	0	0	0	0	0.0
Team											32	34	66				13					
Total.....		18	3600		401-1025	.391	87-264	.330	234-333	.703	215	456	671	37.3	302	3	226	296	55	125	1123	62.4
Opponents.....		18	3600		446-1104	.404	124-373	.332	225-295	.763	217	440	657	36.5	313	-	280	239	78	145	1241	68.9

TEAM STATISTICS	SDSU	OPP	Date	Opponent	Score	Att.
SCORING	1123	1241	* 01-05-19	BOISE STATE	L 66-69	662
Points per game	62.4	68.9	* 01-09-19	at Wyoming	L 45-87	2290
Scoring margin	-6.6	-	* 01-12-19	AIR FORCE	W 70-61	566
FIELD GOALS-ATT	401-1025	446-1104	* 01-16-19	at New Mexico	L 62-70	4976
Field goal pct	.391	.404	* 01-23-19	FRESNO STATE	L 81-87	465
3 POINT FG-ATT	87-264	124-373	* 01-26-19	at UNLV	L 57-71	1069
3-point FG pct	.330	.332	* 01-30-19	at Air Force	L 66-75	337
3-pt FG made per game	4.8	6.9	* 02-02-19	SAN JOSE STATE	W 69-68	2869
FREE THROWS-ATT	234-333	225-295	* 02-06-19	NEW MEXICO	W 61-59	4272
Free throw pct	.703	.763	* 02-09-19	at Utah State	W 56-54	422
F-Throws made per game	13.0	12.5	* 02-13-19	COLORADO STATE	W 54-45	409
REBOUNDS	671	657	* 02-16-19	at Boise St.	L 67-91	1875
Rebounds per game	37.3	36.5	* 02-20-19	at Nevada	L 69-74	1031
Rebounding margin	+0.8	-	* 02-23-19	UNLV	L 49-62	966
ASSISTS	226	280	* 02-27-19	UTAH STATE	L 52-65	447
Assists per game	12.6	15.6	* 03-02-19	at San Jose St.	L 76-84	542
TURNOVERS	296	239	* 03-04-19	at Fresno State	W 59-58	2208
Turnovers per game	16.4	13.3	* 03-07-19	NEVADA	W 64-61	602
Turnover margin	-3.2	-				
Assist/turnover ratio	0.8	1.2				
STEALS	125	145				
Steals per game	6.9	8.1				
BLOCKS	55	78				
Blocks per game	3.1	4.3				
ATTENDANCE	11258	14750				
Home games-Avg/Game	9-1251	9-1639				
Neutral site-Avg/Game	-	0-0				

* = Conference game

Score by Periods	1st	2nd	3rd	4th	Totals
San Diego State	290	227	296	310	1123
Opponents	335	262	296	348	1241

2018-19 Aztec Women's Basketball
San Diego State Team Game-by-Game (as of Mar 11, 2019)
All games

TEAM STATISTICS

Opponent	Date	Score	W	Total		3-Pointers		Free throws		Rebounds				pf	a	t/o	blk	stl	pts	avg
				fg-fga	pct	3fg-fga	pct	ft-fa	pct	off	def	tot	avg							
HAWAII	11-09-18	58-57	W	22-56	.393	7-15	.467	7-10	.700	10	23	33	33.0	8	14	14	5	6	58	58.0
at Santa Clara	11-13-18	43-60	L	14-52	.269	0-7	.000	15-23	.652	15	22	37	35.0	15	6	14	3	2	43	50.5
at Cal State Fullerton	11-15-18	83-72	W	32-63	.508	5-12	.417	14-20	.700	9	30	39	36.3	18	12	8	3	9	83	61.3
INCARNATE WORD	11-18-18	81-38	W	29-58	.500	7-19	.368	16-22	.727	14	32	46	38.8	18	16	22	6	14	81	66.2
CALIFORNIA BAPTIST	11-23-18	83-67	W	28-61	.459	6-14	.429	21-34	.618	9	31	40	39.0	22	18	14	4	11	83	69.6
TCU	11-24-18	64-81	L	19-58	.328	4-17	.235	22-32	.688	19	22	41	39.3	17	10	17	5	4	64	68.7
at San Diego	11-28-18	71-72	L	28-63	.444	6-20	.300	9-15	.600	14	19	33	38.4	20	17	11	6	8	71	69.0
ARIZONA	12-02-18	60-69	L	20-49	.408	6-20	.300	14-23	.609	8	26	34	37.9	13	16	17	2	6	60	67.9
at UC Irvine	12-07-18	78-70	W	25-48	.521	12-20	.600	16-19	.842	8	33	41	38.2	22	14	25	6	7	78	69.0
at CSUN	12-09-18	74-77	L	24-71	.338	8-21	.381	18-21	.857	16	29	45	38.9	17	10	14	1	8	74	69.5
UCSB	12-21-18	58-63	L	26-54	.481	2-12	.167	4-8	.500	10	13	23	37.5	15	12	15	6	9	58	68.5
BOISE STATE	01-05-19	66-69	L	22-63	.349	1-14	.071	21-29	.724	21	20	41	37.8	20	12	18	4	6	66	68.2
at Wyoming	01-09-19	45-87	L	16-48	.333	3-12	.250	10-12	.833	5	24	29	37.1	14	3	19	4	3	45	66.5
AIR FORCE	01-12-19	70-61	W	21-52	.404	2-8	.250	26-37	.703	15	25	40	37.3	20	9	16	4	9	70	66.7
at New Mexico	01-16-19	62-70	L	23-70	.329	4-18	.222	12-14	.857	16	31	47	37.9	13	12	14	6	10	62	66.4
FRESNO STATE	01-23-19	81-87	L	31-60	.517	6-14	.429	13-16	.813	12	18	30	37.4	21	18	19	7	6	81	67.3
at UNLV	01-26-19	57-71	L	21-63	.333	3-17	.176	12-15	.800	15	25	40	37.6	21	12	17	3	10	57	66.7
at Air Force	01-30-19	66-75	L	26-67	.388	5-17	.294	9-13	.692	17	18	35	37.4	22	14	21	3	10	66	66.7
SAN JOSE STATE	02-02-19	69-68	W	25-67	.373	9-24	.375	10-20	.500	16	31	47	37.9	9	20	10	0	8	69	66.8
NEW MEXICO	02-06-19	61-59	W	21-50	.420	8-17	.471	11-15	.733	7	29	36	37.8	15	14	19	4	9	61	66.5
at Utah State	02-09-19	56-54	W	16-46	.348	9-15	.600	15-20	.750	13	25	38	37.9	18	12	18	3	8	56	66.0
COLORADO STATE	02-13-19	54-45	W	20-52	.385	5-14	.357	9-11	.818	8	30	38	37.9	12	15	10	0	2	54	65.5
at Boise St.	02-16-19	67-91	L	24-54	.444	5-17	.294	14-22	.636	7	21	28	37.4	13	17	17	1	3	67	65.5
at Nevada	02-20-19	69-74	L	24-55	.436	4-14	.286	17-23	.739	4	28	32	37.2	25	8	15	2	8	69	65.7
UNLV	02-23-19	49-62	L	19-52	.365	3-11	.273	8-13	.615	9	24	33	37.0	17	8	18	5	10	49	65.0
UTAH STATE	02-27-19	52-65	L	20-48	.417	3-8	.375	9-17	.529	10	23	33	36.9	13	13	19	1	5	52	64.5
at San Jose St.	03-02-19	76-84	L	26-71	.366	6-18	.333	18-25	.720	17	32	49	37.3	16	18	13	1	8	76	64.9
at Fresno State	03-04-19	59-58	W	24-58	.414	4-15	.267	7-13	.538	13	31	44	37.6	16	9	15	2	4	59	64.7
NEVADA	03-07-19	64-61	W	22-49	.449	7-11	.636	13-18	.722	10	21	31	37.3	17	12	18	5	6	64	64.7
vs Air Force	03/10/19	63-55	W	27-60	.450	5-12	.417	4-8	.500	12	27	39	37.4	17	9	16	2	10	63	64.6
vs New Mexico	03/11/19	70-61	Wot	26-81	.321	9-20	.450	9-15	.600	25	34	59	38.1	14	17	12	2	9	70	64.8
San Diego State		2009		721-1799	.401	164-473	.347	403-583	.691	384	797	1181	38.1	518	397	495	106	228	2009	64.8
Opponents		2083		749-1882	.398	204-644	.317	381-523	.728	371	753	1124	36.3	547	476	431	142	243	2083	67.2

Games played: 31
Points/game: 64.8
FG Pct: 40.1
3FG Pct: 34.7
FT Pct: 69.1

Rebounds/game: 38.1
Assists/game: 12.8
Turnovers/game: 16.0
Assist/turnover ratio: 0.8
Steals/game: 7.4
Blocks/game: 3.4

Home games

RECORD:	OVERALL	HOME	AWAY	NEUTRAL
ALL GAMES	8-7	8-7	0-0	0-0
CONFERENCE	5-4	5-4	0-0	0-0
NON-CONFERENCE	3-3	3-3	0-0	0-0

#	Player	gp-gs	min	avg	Total		3-Point		F-Throw		Rebounds				pf	dq	a	to	blk	stl	pts	avg
					fg-fga	fg%	3fg-fga	3fg%	ft-fa	ft%	off	def	tot	avg								
02	RAMOS, Sophia	15-15	519	34.6	82-172	.477	15-42	.357	32-42	.762	13	56	69	4.6	25	0	77	58	7	25	211	14.1
10	MURRAY, Naje	15-14	507	33.8	69-186	.371	41-114	.360	24-29	.828	11	46	57	3.8	38	1	44	48	1	25	203	13.5
03	ADAMS, Mallory	15-15	489	32.6	55-146	.377	11-29	.379	53-81	.654	50	84	134	8.9	24	0	17	16	4	12	174	11.6
05	ADAMS, Tea	13-13	350	26.9	56-132	.424	1-4	.250	20-42	.476	7	37	44	3.4	23	0	20	25	4	25	133	10.2
22	DORNSTAUDER, Zay	15-6	267	17.8	34-77	.442	1-2	.500	31-42	.738	29	43	72	4.8	35	0	4	27	21	5	100	6.7
34	VANDERDOES, Bayle	15-7	225	15.0	17-37	.459	0-4	.000	12-14	.857	8	19	27	1.8	32	0	10	18	11	4	46	3.1
04	TERRY, Monique	15-0	152	10.1	13-28	.464	5-9	.556	5-6	.833	12	11	23	1.5	7	0	9	6	0	4	36	2.4
11	GOMEZ, Arantxa	15-3	149	9.9	11-18	.611	0-1	.000	10-22	.455	11	16	27	1.8	23	1	7	10	6	4	32	2.1
15	PEREZ, Jayden	9-0	45	5.0	3-10	.300	1-5	.200	10-12	.833	1	4	5	0.6	2	0	3	10	0	0	17	1.9
00	VILLA, Kennedy	15-2	168	11.2	4-13	.308	0-0	.000	3-11	.273	5	16	21	1.4	18	0	7	12	4	4	11	0.7
23	GOMEZ, Loli	14-0	126	9.0	1-10	.100	1-8	.125	4-4	1.000	1	13	14	1.0	10	0	9	8	0	2	7	0.5
33	MERKOVSKY, Monica	1-0	3	3.0	0-0	.000	0-0	.000	0-0	.000	0	0	0	0.0	0	0	0	0	0	1	0	0.0
Team											30	23	53				8					
Total.....		15	3000		345-829	.416	76-218	.349	204-305	.669	178	368	546	36.4	237	2	207	246	58	111	970	64.7
Opponents.....		15	3000		335-883	.379	98-315	.311	184-249	.739	179	338	517	34.5	277	-	215	220	59	125	952	63.5

Score by Periods	1st	2nd	3rd	4th	Totals
San Diego State	235	240	249	246	970
Opponents	261	182	245	264	952

Away games

RECORD:	OVERALL	HOME	AWAY	NEUTRAL
ALL GAMES	4-10	0-0	4-10	0-0
CONFERENCE	2-7	0-0	2-7	0-0
NON-CONFERENCE	2-3	0-0	2-3	0-0

#	Player	gp-gs	min	avg	Total		3-Point		F-Throw		Rebounds				pf	dq	a	to	blk	stl	pts	avg
					fg-fga	fg%	3fg-fga	3fg%	ft-fa	ft%	off	def	tot	avg								
10	MURRAY, Naje	14-14	477	34.1	65-182	.357	31-94	.330	26-34	.765	16	53	69	4.9	38	0	33	34	6	33	187	13.4
02	RAMOS, Sophia	14-13	457	32.6	66-158	.418	22-63	.349	31-37	.838	6	56	62	4.4	23	0	57	51	6	13	185	13.2
03	ADAMS, Mallory	14-14	425	30.4	58-148	.392	8-33	.242	51-68	.750	44	79	123	8.8	30	0	11	25	6	5	175	12.5
05	ADAMS, Tea	13-13	344	26.5	43-122	.352	3-5	.600	37-52	.712	9	35	44	3.4	32	1	30	28	2	13	126	9.7
22	DORNSTAUDER, Zay	14-8	258	18.4	37-82	.451	0-1	.000	16-26	.615	16	29	45	3.2	34	1	7	22	14	7	90	6.4
34	VANDERDOES, Bayle	14-4	208	14.9	18-43	.419	1-5	.200	7-12	.583	17	31	48	3.4	29	1	7	21	5	6	44	3.1
11	GOMEZ, Arantxa	14-3	134	9.6	11-21	.524	1-2	.500	10-16	.625	13	11	24	1.7	21	0	0	3	1	2	33	2.4
23	GOMEZ, Loli	14-0	161	11.5	8-20	.400	7-12	.583	2-2	1.000	3	15	18	1.3	11	0	4	7	1	4	25	1.8
15	PEREZ, Jayden	6-0	43	7.2	3-12	.250	0-4	.000	2-2	1.000	0	7	7	1.2	0	0	3	3	0	0	8	1.3
04	TERRY, Monique	14-1	137	9.8	7-22	.318	1-4	.250	2-4	.500	6	11	17	1.2	14	0	4	9	2	5	17	1.2
00	VILLA, Kennedy	14-0	152	10.9	7-19	.368	0-0	.000	2-2	1.000	8	9	17	1.2	17	0	8	8	1	10	16	1.1
33	MERKOVSKY, Monica	1-0	4	4.0	0-0	.000	0-0	.000	0-0	.000	0	0	0	0.0	1	0	0	0	0	0	0	0.0
Team											31	32	63				10					
Total.....		14	2800		323-829	.390	74-223	.332	186-255	.729	169	368	537	38.4	250	3	164	221	44	98	906	64.7
Opponents.....		14	2800		374-875	.427	99-284	.349	168-236	.712	166	364	530	37.9	244	-	239	180	69	107	1015	72.5

Score by Periods	1st	2nd	3rd	4th	Totals
San Diego State	227	177	234	268	906
Opponents	272	212	259	272	1015

Games won

RECORD:	OVERALL	HOME	AWAY	NEUTRAL
ALL GAMES	14-0	8-0	4-0	2-0
CONFERENCE	7-0	5-0	2-0	0-0
NON-CONFERENCE	7-0	3-0	2-0	2-0

##	Player	gp-gs	min	Total		3-Point		F-Throw		Rebounds				pf	dq	a	to	blk	stl	pts	avg	
				fg-fga	fg%	3fg-fga	3fg%	ft-fa	ft%	off	def	tot	avg									
10	MURRAY, Naje	14-14	469	33.5	72-174	.414	43-106	.406	22-26	.846	12	47	59	4.2	32	0	46	40	3	23	209	14.9
02	RAMOS, Sophia	14-14	486	34.7	74-155	.477	22-46	.478	31-41	.756	8	49	57	4.1	18	0	67	46	6	25	201	14.4
05	ADAMS, Tea	14-14	416	29.7	67-164	.409	3-7	.429	34-57	.596	13	42	55	3.9	24	1	28	34	4	25	171	12.2
03	ADAMS, Mallory	14-14	439	31.4	50-123	.407	14-28	.500	41-65	.631	36	101	137	9.8	22	0	13	12	5	7	155	11.1
22	DORNSTAUDE, Zay	14-8	246	17.6	26-76	.342	1-2	.500	21-28	.750	27	48	75	5.4	39	0	4	25	13	9	74	5.3
04	TERRY, Monique	14-0	124	8.9	15-24	.625	5-6	.833	4-6	.667	6	7	13	0.9	10	0	4	6	1	3	39	2.8
34	VANDERDOES, Bayle	14-5	232	16.6	14-35	.400	0-6	.000	5-6	.833	20	41	61	4.4	35	1	8	16	10	6	33	2.4
15	PEREZ, Jayden	5-0	27	5.4	2-9	.222	1-5	.200	6-8	.750	1	1	2	0.4	1	0	3	4	0	0	11	2.2
11	GOMEZ, Arantxa	14-1	121	8.6	9-18	.500	0-2	.000	9-17	.529	8	18	26	1.9	18	0	5	6	3	5	27	1.9
23	GOMEZ, Loli	13-0	120	9.2	6-11	.545	6-8	.750	4-4	1.000	3	16	19	1.5	7	0	6	7	0	0	22	1.7
00	VILLA, Kennedy	14-0	142	10.1	3-12	.250	0-0	.000	1-4	.250	7	13	20	1.4	20	0	7	11	1	8	7	0.5
33	MERKOVSKY, Monica	1-0	3	3.0	0-0	.000	0-0	.000	0-0	.000	0	0	0	0.0	0	0	0	0	0	1	0	0.0
Team										28	19	47										
Total.....		14	2825		338-801	.422	95-216	.440	178-262	.679	169	402	571	40.8	226	2	191	217	46	112	949	67.8
Opponents.....		14	2825		296-860	.344	77-297	.259	157-221	.710	177	314	491	35.1	247	-	176	199	58	107	826	59.0

Score by Periods	1st	2nd	3rd	4th	OT	Totals
San Diego State	237	234	234	233	11	949
Opponents	223	157	218	226	2	826

Games lost

RECORD:	OVERALL	HOME	AWAY	NEUTRAL
ALL GAMES	0-17	0-7	0-10	0-0
CONFERENCE	0-11	0-4	0-7	0-0
NON-CONFERENCE	0-6	0-3	0-3	0-0

##	Player	gp-gs	min	Total		3-Point		F-Throw		Rebounds				pf	dq	a	to	blk	stl	pts	avg	
				fg-fga	fg%	3fg-fga	3fg%	ft-fa	ft%	off	def	tot	avg									
02	RAMOS, Sophia	17-16	563	33.1	87-209	.416	20-68	.294	35-42	.833	12	70	82	4.8	34	0	75	64	8	18	229	13.5
03	ADAMS, Mallory	17-17	546	32.1	74-198	.374	7-38	.184	65-87	.747	64	81	145	8.5	34	0	16	33	7	11	220	12.9
10	MURRAY, Naje	17-16	591	34.8	74-225	.329	36-118	.305	30-39	.769	15	60	75	4.4	48	1	39	48	4	38	214	12.6
05	ADAMS, Tea	14-14	349	24.9	42-119	.353	1-4	.250	29-49	.592	7	34	41	2.9	35	0	27	27	2	16	114	8.1
22	DORNSTAUDE, Zay	17-8	316	18.6	47-92	.511	0-1	.000	26-40	.650	22	32	54	3.2	36	1	7	28	22	5	120	7.1
34	VANDERDOES, Bayle	17-6	241	14.2	24-51	.471	1-4	.250	14-20	.700	14	18	32	1.9	29	0	11	24	7	7	63	3.7
11	GOMEZ, Arantxa	17-5	168	9.9	13-22	.591	1-1	1.000	11-23	.478	19	11	30	1.8	27	1	2	7	4	1	38	2.2
15	PEREZ, Jayden	10-0	61	6.1	4-13	.308	0-4	.000	6-6	1.000	0	10	10	1.0	1	0	3	9	0	0	14	1.4
00	VILLA, Kennedy	17-2	203	11.9	9-21	.429	0-0	.000	4-9	.444	8	13	21	1.2	19	0	9	9	4	8	22	1.3
04	TERRY, Monique	17-1	181	10.6	6-29	.207	1-7	.143	3-4	.750	13	15	28	1.6	14	0	9	10	1	6	16	0.9
23	GOMEZ, Loli	17-0	177	10.4	3-19	.158	2-12	.167	2-2	1.000	2	13	15	0.9	14	0	8	9	1	6	10	0.6
33	MERKOVSKY, Monica	1-0	4	4.0	0-0	.000	0-0	.000	0-0	.000	0	0	0	0.0	1	0	0	0	0	0	0	0.0
Team										39	38	77										
Total.....		17	3400		383-998	.384	69-257	.268	225-321	.701	215	395	610	35.9	292	3	206	278	60	116	1060	62.4
Opponents.....		17	3400		453-1022	.443	127-347	.366	224-302	.742	194	439	633	37.2	300	-	300	232	84	136	1257	73.9

Score by Periods	1st	2nd	3rd	4th	Totals
San Diego State	258	218	275	309	1060
Opponents	344	270	314	329	1257

Aztec Individual Highs**Points**

28, Sophia Ramos at CSUN (12-9-18)

Field Goals Made

10, Sophia Ramos at CSUN (12-9-18)

10, Sophia Ramos at San Diego (11-28-18)

Field Goals Attempted

24, Sophia Ramos at CSUN (12-9-18)

Field Goal Percentage (min. 5 made)

1.000 (5-5), Monique Terry vs. Incarnate Word (11-18-18)

3-Point Field Goals Made

7, Sophia Ramos at CSUN (12-9-18)

3-Point Field Goals Attempted

13, Sophia Ramos at CSUN (12-9-18)

3-Pt Field Goal Percentage (min. 3 made)

1.000 (3-3), Loli Gomez at UC Irvine (12-7-18)

Free Throws Made

11, Mallory Adams vs. California Baptist (11-23-18)

Free Throws Attempted

15, Mallory Adams vs. California Baptist (11-23-18)

Free Throw Percentage (min 5 made)

1.000 (8-8), Najé Murray at CSUN (12-9-18)

1.000 (7-7), Téa Adams at Cal State Fullerton (11-15-18)

1.000 (6-6), Zayn Dornstauder vs. Nevada (3-7-19)

1.000 (6-6), Sophia Ramos at UC Irvine (12-7-18)

Rebounds

16, Mallory Adams vs. [2] New Mexico (3-11-19)

Assists

9, Najé Murray vs. San José State (2-2-19)

9, Sophia Ramos vs. California Baptist (11-23-18)

Steals

6, Najé Murray at San Diego (11-28-18)

Blocked Shots

5, Zayn Dornstauder at New Mexico (1-16-19)

Turnovers

9, Sophia Ramos at UC Irvine (12-7-19)

Minutes

40, Najé Murray vs. [2] New Mexico (3-11-19) - OT

40, Najé Murray vs. Fresno State (1-23-19)

Opponent Individual Highs**Points**

31, Analyssa Benally vs. San José State (3-2-19)

Field Goals Made

11, Terae Briggs vs. Nevada (3-7-19)

11, Britney Thomas vs. California Baptist (11-23-18)

Field Goals Attempted

26, Aari McDonald vs. Arizona (12-2-18)

Field Goal Percentage (min 5 made)

.833 (5-6), Haley Jones at Air Force (1-30-19)

3-Point Field Goals Made

7, Analyssa Benally vs. San José State (3-2-19)

3-Point Field Goals Attempted

14, Coco Miller vs. UCSB (12-21-18)

14, Aari McDonald vs. Arizona (12-2-18)

3-Pt Field Goal Percentage (min 3 made)

1.000 (3-3), Bailey Thomas vs. UNLV (2-23-19)

Free Throws Made

12, Aly Gamez vs. Fresno State (1-23-19)

Free Throws Attempted

12, Aly Gamez vs. Fresno State (1-23-19)

Free Throw Percentage (min 5 made)

1.000 (12-12), Aly Gamez vs. Fresno State (1-23-19)

1.000 (7-7), Jaisa Nunn vs. New Mexico (2-6-19)

1.000 (7-7), Kaelin Immel at Air Force (1-30-19)

1.000 (6-6), Mikaylah Wilson vs. San José State (2-2-19)

1.000 (5-5), Paris Strawther vs. UNLV (2-23-19)

1.000 (5-5), Danae Miller vs. UC Santa Barbara (12-21-18)

1.000 (5-5), Lexy Ram vs. California Baptist (11-23-18)

Rebounds

19, Jaisa Nunn vs. [2] New Mexico (3-11-19)

Assists

15, Danae Marquez vs. San José State (3-2-19)

Steals

5, Braydey Hodgins vs. Boise State (2-16-19)

5, Aly Gamez vs. Fresno State (1-23-19)

5, Aisia Robertson at New Mexico (1-16-19)

5, Makenna Woodfolk vs. Hawai'i (11-9-18)

Blocked Shots

11, Channon Fluker at CSUN (12-9-18)

Turnovers

6, Briana Autrey at Air Force (1-30-19)

6, Tanisha Elbourne at Air Force (1-30-19)

6, Aisia Robertson at New Mexico (1-16-19)

6, Aari McDonald vs. Arizona (12-2-18)

6, Ane Olaeta vs. California Baptist (11-23-18)

TEAM SUPERLATIVES

Aztec Team Highs

Points	83	vs. California Baptist (11-23-18) at Cal State Fullerton (11-15-18)
Field Goals Made	32	at Cal State Fullerton (11-15-18)
Field Goal Attempts	81	vs. [2] New Mexico (3-11-19)
Field Goal Percentage	.521 (25-48)	at UC Irvine (12-7-18)
3-pt Field Goals Made	12	at UC Irvine (12-7-18)
3-pt Field Goals Attempted	24	vs. San José State (2-2-19)
3-pt Field Goal Percentage	.636 (7-11)	vs. Nevada (3-7-19)
Free Throws Made	26	vs. Air Force (1-12-19)
Free Throw Attempts	37	vs. Air Force (1-12-19)
Free Throw Percentage	.857 (12-14)	at New Mexico (1-16-19)
	.857 (18-21)	at CSUN (12-9-18)
Rebounds	59	vs. [2] New Mexico (3-11-19)
Assists	20	vs. San José State (2-2-19)
Steals	14	vs. Incarnate Word (11-18-18)
Blocked Shots	7	vs. Fresno State (1-23-19)
Turnovers	25	at UC Irvine (12-7-18)
Fouls	25	at Nevada (2-20-19)

Aztec Team Lows

Points	43	at Santa Clara (11-13-18)
Field Goals Made	14	at Santa Clara (11-13-18)
Field Goal Attempts	46	at Utah State (2-9-19)
Field Goal Percentage	.269 (14-52)	at Santa Clara (11-13-18)
3-pt Field Goals Made	0	at Santa Clara (11-13-18)
3-pt Field Goals Attempted	7	at Santa Clara (11-13-18)
3-pt Field Goal Percentage	.000 (0-7)	at Santa Clara (11-13-18)
Free Throws Made	4	vs. Air Force (3-10-19) vs. UCSB (12-21-18)
Free Throws Attempted	8	vs. UCSB (12-21-18)
Free Throw Percentage	.500 (4-8)	vs. Air Force (3-10-19)
	.500 (10-20)	vs. San José State (2-2-19)
	.500 (4-8)	vs. UCSB (12-21-18)
Rebounds	23	vs. UCSB (12-21-18)
Assists	3	at Wyoming (1-9-19)
Steals	2	vs. Colorado State (2-13-19) at Santa Clara (11-13-18)
Blocked Shots	0	vs. Colorado State (2-13-19) vs. San José State (2-2-19)
Turnovers	8	vs. Hawai'i (11-9-19)
Fouls	8	vs. Hawai'i (11-9-19)

Aztec Scoring

First Half High	45	vs. California Baptist (11-23-18)
First Quarter High	26	vs. San José State (2-2-19)
Second Quarter High	25	vs. California Baptist (11-23-18)
Second Half High	53	at CSUN (12-9-18)
Third Quarter High	23	at Cal State Fullerton (11-15-18)
Fourth Quarter High	34	at CSUN (12-9-18)
First Half Low	21	vs. Utah State (2-27-19) vs. Boise State (1-5-19) at CSUN (12-9-18) at Santa Clara (11-13-18)
First Quarter Low	6	vs. Utah State (2-27-19)
Second Quarter Low	5	at Nevada (2-20-19)
Second Half Low	21	at Wyoming (1-9-19)
Third Quarter Low	9	at Wyoming (1-9-19) at Santa Clara (11-13-18)
Fourth Quarter Low	9	vs. UNLV (2-23-19) at Santa Clara (11-13-18)
Largest Halftime Lead	28 (43-15)	vs. Incarnate Word (11-18-18)
Largest Halftime Deficit	24 (22-46)	at Wyoming (1-9-19)
Largest Margin of Victory	43 (81-38)	vs. Incarnate Word (11-18-18)
Largest Loss	42 (45-87)	at Wyoming (1-9-19)
Largest Deficit in a Win	13 (28-41)	vs. [2] New Mexico (3-11-19)
Largest Lead in a Loss	12 (30-18)	vs. Arizona (12-2-18)

Opponent Team Highs

Points	91	at Boise State (2-16-19)
Field Goals Made	35	at Boise State (2-16-19)
Field Goal Attempts	70	at Nevada (2-20-19)
Field Goal Percentage	.541 (33-61)	at Wyoming (1-9-19)
3-pt Field Goals Made	14	vs. San José State (3-2-19)
3-pt Field Goals Attempts	32	vs. San José State (2-2-19)
3-pt Field Goal Percentage	.500 (8-16)	vs. UNLV (2-23-19)
Free Throws Made	22	vs. Fresno State (1-23-19)
Free Throws Attempts	25	vs. UNLV (2-23-19) at Air Force (1-30-19)
Free Throw Percentage	.917 (22-24)	vs. Fresno State (1-23-19)
	.917 (11-12)	at Wyoming (1-9-19)
Rebounds	45	at UNLV (1-26-19) at New Mexico (1-16-19)
Assists	25	at CSUN (12-9-18)
Steals	14	at Wyoming (1-9-19) at UC Irvine (12-7-18)
Blocked Shots	12	at CSUN (12-9-18)
Turnovers	25	at Air Force (1-30-19)
Fouls	28	vs. Air Force (1-12-19)

Opponent Team Lows

Points	38	vs. Incarnate Word (11-18-18)
Field Goals Made	13	vs. Incarnate Word (11-18-18)
Field Goal Attempts	50	vs. UCSB (12-21-18)
Field Goal Percentage	.213 (13-61)	vs. Incarnate Word (11-18-18)
3-pt Field Goals Made	2	at Nevada (2-20-19)
3-pt Field Goal Attempts	10	at Nevada (2-20-19)
3-pt Field Goal Percentage	.103 (3-29)	vs. [2] New Mexico (3-11-19)
Free Throws Made	7	vs. Arizona (12-2-18) vs. Hawai'i (11-9-18)
Free Throw Attempts	9	vs. Colorado State (2-13-19)
Free Throw Percentage	.500 (9-18)	vs. Incarnate Word (11-18-18)
Rebounds	28	vs. Fresno State (1-23-19)
Assists	6	vs. Incarnate Word (11-18-18)
Steals	4	vs. [2] New Mexico (3-11-19) at UNLV (1-26-19) at Cal State Fullerton (11-15-18)
Blocked Shots	0	vs. UCSB (12-21-18)
Turnovers	6	at Wyoming (1-9-19)
Fouls	11	at Wyoming (1-9-19)

Opponent Scoring

First Half High	50	at Boise State (2-16-19)
First Quarter High	28	at Boise State (2-16-19)
Second Quarter High	28	at Wyoming (1-9-19)
Second Half High	46	at Cal State Fullerton (11-15-18)
Third Quarter High	29	at Cal State Fullerton (11-15-18)
Fourth Quarter High	24	at UC Irvine (12-7-18)
First Half Low	15	vs. Incarnate Word (11-18-18)
First Quarter Low	7	vs. Colorado State (2-13-19)
Second Quarter Low	2	vs. Incarnate Word (11-18-18)
Second Half Low	23	vs. Incarnate Word (11-18-18)
Third Quarter Low	3	vs. Incarnate Word (11-18-18)
Fourth Quarter Low	6	vs. Air Force (3-10-19)
Largest Halftime Lead	24 (46-22)	at Wyoming (1-9-19)
Largest Halftime Deficit	28 (15-43)	vs. Incarnate Word (11-18-18)
Largest Margin of Victory	42 (87-45)	at Wyoming (1-9-19)
Largest Loss	43 (38-81)	vs. Incarnate Word (11-18-18)
Largest Deficit in a Win	12 (18-30)	vs. Arizona (12-2-18)
Largest Lead in a Loss	13 (41-28)	vs. [2] New Mexico (3-11-19)

►The Last Time an Aztec...

Scored 20-24 points

22, Najé Murray, 3-11-19 vs. [2] New Mexico (3-11-19)
20, Sophia Ramos, 3-11-19 vs. [2] New Mexico (3-11-19)

Scored 25-29 points

28, Sophia Ramos 12-9-18 at CSUN

Scored 30-39 points

32, McKynzie Fort, 1-20-18 vs. San José State

Scored 40+ points

41, Chana Perry, 1-2-88 vs. Northern Illinois

Had 20+ rebounds

27, Chana Perry, 11-25-88 vs. Alabama State

Had 15-19 rebounds

16, Mallory Adams, 3-11-19 vs. [2] New Mexico (3-11-19)

Had 10-14 rebounds

16, Mallory Adams, 3-11-19 vs. [2] New Mexico (3-11-19)
14, Baylee Vanderdoes, 3-11-19 vs. [2] New Mexico (3-11-19)

Had 10+ assists

11, Geena Gomez, 1-20-18 vs. New Mexico

Had A Double-Double

Mallory Adams, 16 points, 15 rebounds, 3-2-19 vs. San José State

Had A Triple-Double

Chelsea Hopkins, 13 points, 11 rebounds, 12 assists, 3-9-13 vs. Boise State

►The Last Time San Diego State...

Had two players score 20 points in the same game

Najé Murray (22) and Sophia Ramos (20), 3-11-19 vs. [2] New Mexico (3-11-19)

Had two players with a double-double in the same game

Erimma Amarikwa (19 points, 13 rebounds) and Cheyenne Greenhouse (19 points, 11 rebounds), 11-14-14 vs. Sacramento State

Scored 100+ points

101, vs. Colorado State (101-62), 1-25-92

Allowed 100+ points

104, vs. UCLA (56-104), 12-11-98

Won by 20+ points

43, vs. Incarnate Word (11-18-18)

Won by 30+ points

43, vs. Incarnate Word (11-18-18)

Won by 40+ points

43, vs. Incarnate Word (11-18-18)

Won by 50+ points

51, vs. Air Force (79-28), 1-7-09

Won in Overtime

vs. [2] New Mexico (3-11-19), 70-61

Lost in Overtime

vs. Nevada (84-95), 3-5-17

►2018-19 Aztec Leaders*

Double-Figure Scoring Games

Sophia Ramos (26), Najé Murray (24), Mallory Adams (19), Téa Adams (17), Zayn Dornstauder (6), Baylee Vanderdoes (2), Monique Terry (1), Jayden Perez (1)

SDSU High Scorer

Najé Murray (11), Mallory Adams (10), Sophia Ramos (6), Téa Adams (6)

Double-Figure Rebounding Games

Mallory Adams (15), Zayn Dornstauder (2), Baylee Vanderdoes (2), Sophia Ramos (1)

Games Led SDSU In Rebounds

Mallory Adams (22), Sophia Ramos (3), Téa Adams (3), Zayn Dornstauder (3), Najé Murray (2), Baylee Vanderdoes (2)

Games Led SDSU In Assists

Sophia Ramos (25), Najé Murray (7), Téa Adams (2), Jayden Perez (1)

Games Led SDSU In Steals

Najé Murray (19), Sophia Ramos (12), Téa Adams (11), Zayn Dornstauder (5), Baylee Vanderdoes (3), Loli Gomez (3), Baylee Vanderdoes (2), Mallory Adams (2), Kennedy Villa (2)

Games Led SDSU In Blocks

Zayn Dornstauder (13), Sophia Ramos (9), Baylee Vanderdoes (8), Mallory Adams (8), Najé Murray (4), Téa Adams (4), Kennedy Villa (3), Araxta Gómez Ferrer (2), Monique Terry (1),

*Includes ties

►2018-19 SPECIALTY STATS
San Diego State/Opponent

	Points in Paint	Points off TOs	2nd Chance Points	Fast Break Points	Bench Points
vs. Hawai'i (W)	28/20	10/9	7/12	14/8	9/21
at Santa Clara (L)	20/32	8/14	10/6	0/4	14/30
at Cal State Fullerton (W)	48/36	17/5	9/12	6/4	8/12
vs. Incarnate Word (W)	44/20	25/9	5/8	21/4	32/12
vs. California Baptist (W)	38/38	27/14	4/12	6/8	15/16
vs. TCU (L)	24/44	8/26	23/16	0/5	18/24
at San Diego (L)	10/10	10/9	6/10	6/4	14/11
vs. Arizona (L)	24/26	14/22	5/6	6/14	10/7
at UC Irvine (W)	22/36	9/21	9/11	15/11	21/8
at CSUN (L)	30/32	15/14	14/7	10/11	8/11
vs. UCSB (L)	36/20	25/16	14/12	3/5	14/2
vs. Boise State (L)	42/30	14/23	15/11	6/6	12/19
at Wyoming (L)	22/36	4/23	2/5	0/4	15/45
vs. Air Force (W)	36/20	18/13	8/7	6/8	4/16
at New Mexico (L)	32/32	4/15	13/11	15/25	9/15
vs. Fresno State (L)	42/42	16/33	14/12	8/12	6/10
at UNLV (L)	34/38	14/14	13/10	15/2	8/27
at Air Force (L)	41/36	19/21	18/9	9/10	20/11
vs. San José State (W)	24/20	18/12	10/11	2/16	4/21
vs. New Mexico (W)	18/30	8/10	9/14	0/5	7/13
at Utah State (W)	8/20	8/15	3/16	6/4	12/17
vs. Colorado State (W)	18/14	10/6	4/7	2/2	8/14
at Boise State (L)	32/42	10/21	4/10	11/18	11/29
at Nevada (L)	28/38	10/17	2/17	9/8	2/28
vs. UNLV (L)	26/20	13/15	12/10	8/2	6/16
vs. Utah State (L)	16/30	9/20	1/9	4/14	13/12
at San José State (L)	38/22	11/11	6/5	2/2	10/15
at Fresno State (W)	30/22	10/10	12/12	4/2	11/9
vs. Nevada (W)	26/26	12/17	11/12	4/2	13/8
vs. Air Force (W)	40/22	15/19	5/5	8/4	6/0
vs. New Mexico (W)	24/30	14/6	16/14	5/2	4/1

► 2018-19 AZTEC GAME-BY-GAME POINTS-REBOUNDS-ASSISTS

	0	2	3	4	5	10	11	15	22	23	24	33	34	45
	Kennedi	Sophia	Mallory	Monique	Téa	Najé	Arantxa	Jayden	Zayn	Loli	Kiara	Monica	Baylee	Naomi
Opponent	Villa	Ramos	Adams	Terry	Adams	Murray	Gómez Ferrer	Perez	Dornstauder	Gomez	Edwards	Merkovskiy	Vanderdoes	Ekwedike
HAWAII	0-0-1	14-6-3	3-5-1	0-0-1	15-6-3	14-3-4	0-1-1	DNP	9-6-0	DNP	DNP	DNP	3-3-0	DNP
Santa Clara	0-2-0	8-5-2	9-4-0	0-2-0	10-6-1	1-3-1	5-2-0	0-1-1	4-4-1	0-0-0	DNP	DNP	6-3-0	DNP
CS Fullerton	0-0-0	19-4-3	16-7-0	2-0-0	21-6-4	17-6-3	0-1-0	0-0-0	6-3-1	0-0-0	DNP	DNP	2-9-1	DNP
INCARNATE WORD	0-3-1	13-4-5	8-9-1	12-2-2	13-2-0	11-1-4	3-3-0	11-2-2	4-4-0	2-1-1	DNP	0-0-0	4-8-0	DNP
CAL BAPTIST	2-4-1	9-7-9	16-11-2	4-3-0	16-2-4	17-4-2	2-1-0	0-0-0	7-4-0	0-0-0	DNP	DNP	10-1-0	DNP
TCU	0-0-0	14-5-5	9-10-2	4-2-0	7-5-2	14-6-0	7-0-0	2-0-0	5-1-0	0-1-0	DNP	DNP	2-1-1	DNP
San Diego	0-2-3	24-4-5	12-10-2	0-1-0	3-0-1	16-3-3	3-0-0	DNP	11-2-2	0-1-0	DNP	DNP	2-3-1	DNP
ARIZONA	2-2-0	14-10-7	7-3-2	0-2-2	DNP	16-4-3	1-3-1	0-0-0	9-3-0	0-2-0	DNP	DNP	11-1-1	DNP
UC Irvine	0-0-0	17-4-6	10-9-2	8-4-0	8-4-3	20-9-2	2-1-0	DNP	2-1-0	9-4-0	DNP	DNP	2-4-1	DNP
Csun	2-1-0	28-7-2	13-11-2	2-0-1	DNP	19-7-3	3-4-0	0-1-1	3-1-0	0-2-0	DNP	DNP	4-5-1	DNP
UCSB	5-2-1	11-0-3	17-5-1	4-3-0	DNP	5-1-5	2-3-0	2-3-0	6-3-0	0-0-0	DNP	DNP	6-2-2	DNP
BOISE STATE	1-1-1	15-5-6	20-12-0	0-4-0	6-2-1	11-1-1	3-1-0	0-0-0	8-8-1	0-1-2	DNP	DNP	2-1-0	DNP
Wyoming	2-0-0	6-6-1	8-3-0	0-0-0	2-1-1	7-4-0	0-1-0	6-4-1	7-2-0	3-2-0	DNP	0-0-0	4-2-0	DNP
AIR FORCE	1-1-0	16-5-5	7-12-0	3-1-0	12-4-1	23-4-2	0-2-0	DNP	8-5-1	0-1-0	DNP	DNP	0-2-0	DNP
New Mexico	4-1-0	11-3-7	2-13-1	0-2-0	10-5-1	17-4-1	3-0-0	2-0-0	13-8-1	0-0-0	DNP	DNP	0-1-1	DNP
FRESNO STATE	0-3-1	17-2-6	14-7-2	0-2-3	12-1-1	22-3-2	2-5-1	2-0-0	10-3-0	0-1-2	DNP	DNP	2-1-0	DNP
Unlv	0-0-2	14-7-2	19-10-0	0-3-1	0-2-3	14-7-4	2-1-0	0-1-0	2-2-0	0-0-0	DNP	DNP	6-1-0	DNP
Air Force	0-0-0	10-3-7	15-12-0	0-2-0	7-1-2	11-5-3	3-2-0	DNP	10-3-1	2-1-1	DNP	DNP	8-3-0	DNP
SAN JOSÉ STATE	0-2-0	13-5-5	14-13-0	0-0-0	13-4-2	16-7-9	4-4-0	0-0-1	9-5-1	0-0-0	DNP	DNP	0-1-2	DNP
NEW MEXICO	0-1-0	21-2-4	10-8-3	3-0-0	4-3-2	8-5-2	2-1-2	0-0-0	11-11-1	2-2-0	DNP	DNP	0-1-0	DNP
at Utah State	0-1-2	10-3-4	7-10-0	0-0-0	14-3-2	11-2-3	6-5-0	DNP	2-8-0	6-0-1	DNP	DNP	0-1-0	DNP
COLORADO STATE	0-1-0	13-5-5	17-13-1	0-1-1	6-3-0	10-4-3	5-1-2	DNP	0-4-0	3-4-1	DNP	DNP	0-1-2	DNP
at Boise State	2-0-0	3-2-5	17-5-2	0-1-2	13-5-3	9-4-4	2-2-0	DNP	14-1-0	3-3-1	DNP	DNP	4-3-0	DNP
at Nevada	0-1-1	17-4-4	17-6-0	0-1-0	11-4-1	17-7-1	0-1-0	DNP	4-3-0	2-0-0	DNP	DNP	0-1-1	DNP
UNLV	0-1-0	12-7-3	15-9-0	0-3-0	10-3-2	5-4-2	1-1-0	DNP	2-2-0	0-0-1	DNP	DNP	4-3-0	DNP
UTAH STATE	0-0-0	15-5-4	9-10-1	3-0-0	11-4-2	10-6-3	0-0-0	DNP	4-2-0	0-1-1	DNP	DNP	0-0-2	DNP
San Jose State	4-4-0	10-7-6	16-15-1	3-0-0	12-2-6	20-6-3	1-4-0	DNP	8-6-1	0-0-0	DNP	DNP	2-1-1	DNP
Fresno State	2-4-0	8-3-3	13-8-1	2-1-0	15-4-2	8-2-2	3-0-0	DNP	4-1-0	0-5-1	DNP	DNP	4-11-0	DNP
Nevada	0-0-1	14-1-7	8-7-1	3-0-0	8-5-0	21-4-2	0-1-0	DNP	8-11-0	0-0-1	DNP	DNP	2-1-0	DNP
Air Force	2-2-1	14-2-3	20-9-0	0-1-0	8-3-2	11-2-3	0-5-0	DNP	4-6-0	4-6-0	DNP	DNP	4-4-0	DNP
New Mexico	0-1-0	20-6-5	6-16-1	2-0-0	18-5-3	22-6-5	0-0-0	DNP	0-6-0	0-2-1	DNP	DNP	2-14-2	DNP

DNP - Did Not Play

Starting Lineups

Game	F/C	F	G	G	PG
vs. Hawaii (W)	Vanderdoes	M. Adams	Murray	T. Adams	Ramos
at Santa Clara (L)	Dornstauder	Gómez Ferrer	M. Adams	Murray	T. Adams
at CS Fullerton (W)	Vanderdoes	M. Adams	Murray	T. Adams	Ramos
vs. Incarnate Word (W)	Vanderdoes	M. Adams	Murray	T. Adams	Ramos
vs. California Baptist (W)	Vanderdoes	M. Adams	Murray	T. Adams	Ramos
vs. TCU (L)	Vanderdoes	M. Adams	Murray	T. Adams	Ramos
at San Diego (L)	Vanderdoes	M. Adams	Murray	T. Adams	Ramos
vs. Arizona (L)	Vanderdoes	M. Adams	Villa	Murray	Ramos
at UC Irvine (W)	Vanderdoes	M. Adams	Murray	T. Adams	Ramos
at CSUN (L)	Vanderdoes	Terry	M. Adams	Murray	Ramos
vs. UCSB (L)	Vanderdoes	M. Adams	Villa	Murray	Ramos
vs. Boise State (L)	Vanderdoes	M. Adams	Murray	T. Adams	Ramos
at Wyoming (L)	Dornstauder	M. Adams	Murray	T. Adams	Ramos
vs. Air Force (W)	Dornstauder	M. Adams	Murray	T. Adams	Ramos
at New Mexico (L)	Dornstauder	M. Adams	Murray	T. Adams	Ramos
vs. Fresno State (L)	Dornstauder	M. Adams	Murray	T. Adams	Ramos
at UNLV (L)	Gómez Ferrer	M. Adams	Murray	T. Adams	Ramos
at Air Force (L)	Gómez Ferrer	M. Adams	Murray	T. Adams	Ramos
vs. San José State (W)	Dornstauder	M. Adams	Murray	T. Adams	Ramos
vs. New Mexico (W)	Dornstauder	M. Adams	Murray	T. Adams	Ramos
at Utah State (W)	Dornstauder	M. Adams	Murray	T. Adams	Ramos
vs. Colorado State (W)	Dornstauder	M. Adams	Murray	T. Adams	Ramos

at Boise State (L)	Dornstauder	M. Adams	Murray	T. Adams	Ramos
at Nevada (L)	Dornstauder	M. Adams	Murray	T. Adams	Ramos
vs. UNLV (L)	Gómez Ferrer	M. Adams	Murray	T. Adams	Ramos
vs. Utah State (L)	Dornstauder	Gómez Ferrer	M. Adams	T. Adams	Ramos
at San José State (L)	Dornstauder	M. Adams	Murray	T. Adams	Ramos
at Fresno State (W)	Dornstauder	M. Adams	Murray	T. Adams	Ramos
vs. Nevada (W)	Gómez Ferrer	M. Adams	Murray	T. Adams	Ramos
vs. Air Force (W)	Dornstauder	M. Adams	Murray	T. Adams	Ramos
vs. New Mexico (W)	Dornstauder	M. Adams	Murray	T. Adams	Ramos

Lineup Records

Dornstauder, M. Adams, Murray, T. Adams, Ramos 8-6
 Vanderdoes, M. Adams, Murray, T. Adams, Ramos 5-3
 Gómez Ferrer, M. Adams, Murray, T. Adams, Ramos 1-3
 Vanderdoes, M. Adams, Villa, Murray, Ramos 0-2
 Dornstauder, Gómez Ferrer, M. Adams, T. Adams, Ramos 0-1
 Vanderdoes, Terry, M. Adams, Murray, Ramos 0-1
 Dornstauder, Gómez Ferrer, M. Adams, Murray, T. Adams, 0-1

2018-19 BROADCAST ROSTER



KENNEDI VILLA
So. | 6-0 | G
Albany, Calif.
Saint Mary's HS

0



SOPHIA RAMOS
Fr. | 5-9 | G
San Antonio, Texas
Incarnate Word HS

2




MALLORY ADAMS
Fr. | 6-0 | G/F
Frisco, Texas
Lone Star HS

3



MONIQUE TERRY
Jr. | 6-2 | F
San Antonio, Texas
Brennan HS

4



TÉA ADAMS
So. | 5-9 | G
Kirkland, Wash.
Juanita HS

5



NAJÉ MURRAY
So. | 5-6 | G
Stockton, Calif.
Saint Mary's HS

10



ARANTXA GÓMEZ FERRER
Sr. | 6-0 | F
Valencia, Spain
Parque Colegio Santa Ana HS

11



JAYDEN PEREZ
Fr. | 5-8 | G
Las Cruces, N.M.
Onate HS

15



ZAYN DORNSTAUDER
RS-Jr. | 6-3 | C
Regina, Saskatchewan, Canada
Ball State /Hamilton HS (Ariz.)

22



LOLI GOMEZ
Sr. | 5-10 | G
Huntington Beach, Calif.
CSU San Bernardino/Edison HS

23



KIARA EDWARDS
So. | 6-1 | F
Surprise, Ariz.
Valley Vista HS

24



TAYLOR KALMER
Sr. | 5-8 | G
Chandler, Ariz.
Oregon State/Corona del Sol HS

25



MONICA MERKOVSKY
Sr. | 6-1 | F
Torrance, Calif.
West Torrance HS

33



BAYLEE VANDERDOES
Jr. | 6-1 | F
Auburn, Calif.
Placer HS

34



NAOMI EKWEDIKE
RS-So. | 6-6 | C
Lagos, Nigeria
Potters House Christian Academy (Fla.)

45



STACIE TERRY
Head Coach
Sixth Season
UT Arlington (1998)

HC



KEVIN MORRISON
Assistant Coach
First Season
Cal Poly Pomona (1994)

AC



CIARA CARL
Assistant Coach
Sixth Season
Point Loma Nazarene (2005)

AC



NICK GRANT
Assistant Coach
Fifth Season
Baylor (2010)

AC