

SAN DIEGO STATE BASKETBALL

14 NCAA Tournament Appearances (7 times in last 9 years) • Record 11-Time Mountain West Champion

Contacts: Mike May, Senior Associate AD of Communications and Media Relations (e-mail: mmay@sdsu.edu) ♦ Lauren Weaver, Media Relations Coordinator (e-mail: lweaver@sdsu.edu)

LIVE COVERAGE

TV: CBS Sports Network; Live Stream: none



Andrew Catalan (play-by-play)
Steve Lappas (analyst)
John Schriffen (sidelines)
Jason Lewis (producer)

Aztecs Radio Network: 101.5 KGB / XTRA 1360 / Fox Sports Inland Empire (IE) 1350 (pregame starts at 7:30 p.m. PT on XTRA)



Ted Leitner (play-by-play)
Jon Schaeffer (pre, half, post)



Live Stats: GoAztecs.com

SCHEDULE / RESULTS

Record: 16-9 | Home: 12-2, Away: 3-5, Neutral: 1-2

MW Record: 8-4 | Home: 6-0, Away 2-4

Date	SDSU	Opp.	Opponent (TV/Stream)	Time / Result
N.1	rv/--		Chaminade - Exhibition	W, 68-63
N.6	rv/--		Arkansas-Pine Bluff	W, 76-60
N.14			Texas Southern	W, 103-64
N.19	1/1	#vs. Duke (ESPN2)		L, 64-90
N.20		#vs. Xavier (ESPN2)		W, 79-74
N.21	rv/rv	#vs. Iowa State (ESPN2)		L, 57-87
N.27		Jackson State (FOX Sports San Diego)		W, 87-44
D.1		at Illinois State (ESPN+)		W, 75-65
D.5		San Diego (STADIUM/Facebook)		L, 61-73
D.8		at California (Pac-12 Network/Pac-12 Bay Area)		L, 83-89
D.12		Cal State Dominguez Hills		W, 99-46
D.22		Brigham Young (CBS Sports Network)		W, 90-81
D.29		Brown (FOX Sports San Diego)		L, 61-82
J.1		CSUN		W, 65-60
J.5		*at Boise State (CBS Sports Network)		L, 64-88
J.8		*Wyoming (CBS Sports Network)		W, 84-54
J.12		*at Air Force (ESPN3)		L, 48-62
J.15		*New Mexico (CBS Sports Network)		W, 97-77
J.22		*at Fresno State (ESPN2)		L, 62-66
J.26		*UNLV (CBS Sports Network)		W, 94-77
J.30		*Air Force (STADIUM/Facebook)		W, 66-51
F.2		*at San José State (Mountain West Network)		W, 67-56
F.5		*at New Mexico (ESPN2)		L, 70-83
F.9		*Utah State (ESPN3)		W, 68-63
F.12		*at Colorado State (ESPN2)		W, 71-60
F.16		*Boise State (CBS Sports Network)		W, 71-65
F.20	6/6	*Nevada (CBS Sports Network)		8 p.m. PT
F.23		*at UNLV (ESPN2)		7 p.m. PT
F.26		*at Utah State (CBS Sports Network)		7:30 p.m. MT
M.2		*San José State (FOX Sports San Diego)		7 p.m. PT
M.6		*Fresno State (CBS Sports Network)		7 p.m. PT
M.9		*at Nevada (CBS Sports Network)		7:30 p.m. PT
M.13-16		+at MW Championship (TBD)		TBD

- Maui Jim Maui Invitational (Lahaina Civic Center; Lahaina, Hawaii); * - Mountain West game; + - MW Championship (Thomas & Mack Center; Las Vegas, Nev.)

GAME 26 :: BLACKOUT (FANS ENCOURAGED TO WEAR BLACK)

SAN DIEGO STATE AZTECS (16-9; 8-4 MW) VS. No. 6/6 **NEVADA WOLF PACK** (24-1; 11-1 MW)
Wed., Feb. 20, 2019 :: 8 p.m. PT / 8:05 p.m. PT (tip, + possible 5 min. slide) :: Steve Fisher Court at Viejas Arena (12,414) :: San Diego, Calif.



SAN DIEGO STATE
Head Coach: Brian Dutcher
Career Record: 38-20 (2nd Season)
Record at San Diego State: 38-20 (2nd Season)
Record vs. Nevada: 2-1



NEVADA
Head Coach: Eric Musselman
Career Record: 105-30 (4th Season)
Record at Nevada: 105-30 (4th Season)
Record vs. SDSU: 2-5

SCENE SETTER (through the games of Sun., Feb. 17)

- Winners of six of its last seven games, San Diego State begins a challenging stretch with the first of two regular-season meetings with No. 6/6 Nevada. Game time at Viejas Arena is set for 8 p.m. PT.
- The upcoming stretch includes games against Nevada (24-1), at UNLV (winners of two straight, three of four and five of their last seven at home) on Saturday and at Utah State (winners of nine of their last 10 games overall (lone loss during that stretch to SDSU) and 11-1 at home this year) on Feb. 26.
- In the Brian Dutcher era, San Diego State owns a 3-3 record against teams ranked in the AP Top 25 at the time of the game. Since the beginning of the 2017-18 season, that is tied for the nation's 16th best record (minimum six games against AP Top 25 teams). SDSU is tied with Arizona, Gonzaga, Tennessee and Virginia Tech.
- San Diego State is 2-0 under Brian Dutcher in home games against AP Top 25 teams and the Aztecs have won seven of their last nine games against nationally-ranked teams at Viejas Arena.
- At No. 6, Nevada is the highest opponent the Aztecs have played host to since No. 2 Kansas played SDSU on Dec. 22, 2015. It is the highest rated conference foe the Aztecs have played at home since facing No. 6 Utah on Feb. 12, 1981 at the Sports Arena.
- Since Jan. 26, 2019, only five teams in the nation have won more games than San Diego State's six (Belmont, Duke, New Mexico State, Saint Francis and Wofford).
- SDSU carries a 12-game homecourt win streak against Mountain West opponents into the game. The streak is the longest in the Mountain West and tied for the ninth longest among all Division I schools (see chart to the right).
- During the 12-game conference home streak, the Aztecs have outscored the opposition by 204 points, shooting 49.7 percent from the field and 39.0 percent from three-point range (see chart below).
- San Diego State and Nevada are meeting for the 21st time with the Aztecs owning a 15-5 series advantage. The Aztecs have won the last two meetings and 10 of the last 12.
- San Diego State has handed Nevada two of its last four losses and five of its last 23 defeats. Since Feb. 12, 2017, SDSU is 3-1 against Nevada while the rest of the country is a combined 8-61.

SDSU VS. MW AT HOME

San Diego State has won its last 12 home games against Mountain West foes. Below is a look at some of the key stats during that run.

Category	SDSU	Opp.
Wins	12	0
Points/Per Game	82.5	65.5
FG Percentage	49.7	41.2
3FG Percentage	39.0	34.6
FT Percentage	76.8	67.3
Rebounds	37.9	28.9
Turnovers	12.0	13.8

SDSU CAREER SCORING LIST

Below is a list of San Diego State's all-time scoring leaders. In school history, 33 players have reached the 1,000-point plateau (list current entering today).

Rk.	Student-Athlete	Pct.
4.	Chase Tapley, 10-11-12-13	1,526
5.	Tony Pinkins, 55-56-57	1,475
6.	Trey Kell, 15-16-17-18	1,403
7.	Winston Shepard, 13-14-15-16	1,401
8.	Bob Brady, 52-53-54	1,389
9.	Jeremy Hemsley, 16-17-18-19	1,311
10.	Steve Copp, 73-74-75-76	1,307
11.	Billy White, 08-09-10-11	1,294
12.	Al Skalecky, 66-67-68	1,271

:: SERIES INFORMATION

Overall	SDSU leads, 15-5
Current Streak	SDSU, 2 (SDSU 10-2, L12)
In San Diego	SDSU leads, 7-1, W5
In Reno	SDSU leads 5-4, L2
Neutral Sites	SDSU leads 3-0, W3
Last Meeting	SDSU 90, UN 73, M.9.18

:: ACTIVE HOME LEAGUE WIN STRKS

San Diego State has won 12 consecutive home conference games dating back to Jan. 17, 2018.

There are 351 Division I teams and below is a look at the longest active conference win streaks. (351 teams ranked).

Rk.	Team	No.	Next Hm. Gm.
1.	Bucknell	17	Lafayette (Sun.)
	Houston	17	USF (Sat.)
	South Dakota St.	17	IPFW (Thurs.)
4.	Buffalo	15	Ohio (Tue.)
	New Mexico St.	15	UTRGV (Sat.)
6.	Tennessee	14	Vandy (Tue.)
	Michigan	14	Mich. St. (Sun.)
	No. Carolina A&T	13	S. Carolina St. (Sat.)
9.	San Diego State	12	Nevada (Wed.)
	UTSA	12	none
11.	Gonzaga	11	Pepperdine (Thurs.)
	No. Kentucky	11	Youngstown (Thurs.)

McDANIELS OF LATE

Sophomore forward Jalen McDaniels is playing the best basketball of his career as of late. Below is a look at his averages over his last 14 games.

Stat	Average
Points	19.7 *
Rebounds	9.7 *
FGs	113-214 (52.8 pct.) *
3FGs	13-34 (43.8 pct.) *
FTs	37-46 (80.4 pct.) *
Minutes	32.9

* - Indicates team leader or tied for the team lead in that category in the last nine games.

San Diego State Aztecs

2018-19 Record: 16-9 (H: 12-2; A: 3-5; N: 1-2); 8-4 MW
12 Postseason Berths in Last 13 Years, 11-Time MW Champions

- The Aztecs have won at least 19 games in 13 straight seasons, which is tied for the 7th-longest active streak in the nation.
- San Diego State has advanced to postseason play in 12 of the last 13 seasons (2006 NCAA, 2007-09 NIT, 2010-15 NCAA, 2016 NIT, 2018 NCAA).

Trends:

- SDSU is 14-2 this season and 33-5 under Brian Dutcher when holding the opposition to 45.0 percent or less FG shooting.
- SDSU 34-4 last 38x when owing a higher FG pct.
- The Aztecs are 26-1 in the Dutcher era when holding opponents to 45 percent FG shooting and 35 percent 3FG shooting.

	PPG	RPG	APG	FG	3FG	FT	
0 Devin Watson Guard, 6-1, 183, Sr.-1L Oceanside, Calif. (San Francisco)	'18-19 16.4 MWC 17.7	3.0 3.2	4.4 3.4	42.8 43.3	40.0 39.7	76.1 78.9	1 of 4 players in the nation avg. 16.0 pts., 4.0 asts., 2.5 3FGM per game and shooting 40+ pct. from 3FG... Last 3 gms.: 21.0 ppg, 4.0 rpg, 2.0 apg, 10-19 3FG (52.6 pct.)... 1 of 8 active players w/1,650 pts. & 450 asts... 87 career 10+ scoring games, including 22 of 25 TY... 33 career 20+ pt. games... 7 gms. this season w/7+ assists... SDSU is 18-3 when he shoots 40 pct. or better and has two TO or less.
2 Adam Seiko / SAY-ko / Guard, 6-3, 195, Fr.-RS Boston, Mass. (Sierra Canyon HS (Calif.))	'18-19 2.8 MWC 2.2	1.2 1.3	0.8 1.0	42.1 36.8	43.8 38.9	76.9 62.5	Played in 24 of 25 games this season (14.0 mpg)... Scored in 11 of last 16 gms... Only 13 TOs in 337 mins... Is 14-of-32 from 3-pt. range (.438)... Has at least as many assists as TOs in 18 of last 19 gms... Set CH for pts. (13) and rebs. (5) against CSUDH... Coming off of a RS season... Three-star signee by Rivals... Sierra Canyon went 27-3, and was ranked No. 5 in California and No. 15 nationally his senior year.
3 Aguek Arop / uh-GWUK uh-ROPE / Forward, 6-6, 220, Fr.-HS Omaha, Neb. (Omaha South HS)	'18-19 3.2 MWC 3.6	2.7 2.5	0.8 1.0	45.6 53.3	25.0 2/6	72.7 64.3	Played 10+ mins. in 13 of last 15 games... 69 pts. in last 18 gms. (3.8 ppg)... Made 14 of last 24 FGA (9 gms.)... 26 of 61 rebounds are on off-ensive glass... Last 4 gms.: 13 pts., 14 rebs., 5 asts., 5 stls. (66 min.)... A 6-6 forward with a near 7-foot wingspan that is expected to see significant time this season... Good mid-range game and is deadly from 15-foot and in... Has been hindered a bit during camp due to a hip injury.
4 Michael Sohikish / so-HE-kish / Guard, 5-9, 160, Sr.-SQ San Diego, Calif. (University City HS)	'18-19 0.4 MWC 0.7	0.1 0.0	0.4 0.3	1/6 1/4	0/3 0/2	2/2 0/0	Walk-on who has seen action in 20 career games, including nine games this season... Scored first points of the season on a pair of free throws against CSUDH (12-12-18)... Fifth-year in the program... A civil engineer major who served as a student-manager before earning playing time... Career totals: 12 points, 3 rebounds, 6 assists, 4 steals, 56 minutes and just 3 turnover.
5 Jalen McDaniels Forward, 6-10, 195, So.-1L Federal Way, Wash. (Federal Way HS)	'18-19 17.2 MWC 19.8	8.6 9.8	2.3 1.9	49.6 51.9	33.3 34.5	74.7 82.5	Named MWC POW twice TY... Last 14 gms.: 19.7 points, 9.7 rebounds, 1.9 asts., 52.8 FG pct... Scored 10+ pts. in CH 14 strt. gms... Career FG pct. 53.1... Double-doubles in 7 of last 11 gms... Has 28 offensive rebounds in the last 9 games... CH 30 pts., 13 rebs., 4 asts., 5 stls. vs. UNLV (1st DI player to do that since Ben Simmons)... One of 4 Fr. in the country LS to post 10.5 pts., 7.5 rebs. & shoot 58+ pct. from the field.
11 Matt Mitchell Forward, 6-6, 240, So.-1L Riverside, Calif. (Roosevelt HS)	'18-19 10.5 MWC 8.2	3.8 3.9	2.1 2.3	42.6 37.6	31.2 28.6	76.7 83.9	58 career starts (57 straight)... 6 20-point games (4 this season, 3 of last 16 gms.)... 23 assists in last 7 gms. (3.3 apg)... Trey in 5 of last 6 gms... Made 15 straight FTA at one point this season... 12-3 this season when he scores 9+ points and 10-1 in his career when he scores 15+ points... SDSU is 24-6 when he has multiple assists... 609 career points.
20 Jordan Schakel / SHACK-ull / Guard, 6-6, 200, So.-1L Torrance, Calif. (Bishop Montgomery HS)	'18-19 8.0 MWC 6.3	3.7 2.0	1.2 0.8	44.6 40.0	41.9 28.6	83.8 66.7	Among active Division I players, he ranks 9th in fewest TO/40 minutes (0.87, min. 92.1 mins.)... Has 8 double-digit scoring games in 52-game career (has 7 in last 18 games)... 2nd Aztec in last 22 seasons to produce 3 3FGM, 7 rebs. and 100 pct. FT game (Jamal Franklin)... Made first 16 FTA of the season... Last season: 106 pts., this season: 152 pts... Missed 6 of last 7 games.
23 Ed Chang Forward, 6-8, 215, Fr.-HS Papillion, Neb. (Garfield HS (Wash.))	'18-19 1.5 MWC 1.6	0.8 0.8	0.4 0.4	35.7 2/6	38.5 2/6	2/2 2/2	Played 45 minutes total in 11 gms... All 5 FGM are from three-point range... Tremendous shooter (once made nine 3FG in one half of a HS game)... Did not play in high school last season... Attended Papillion-La Vista High in Papillion, Neb. for three years as a prep before finishing at Garfield High in Seattle... Was a two-time all-state selection in Nebraska... Tabbed a four-star recruit by ESPN.
24 Nolan Narain Forward, 6-10, 230, Jr.-2L Hamilton, Ontario, Canada (La Lumiere School (Ind.))	'18-19 3.2 MWC 2.7	2.5 2.1	0.6 0.7	54.5 43.3	3/10 1/7	47.1 0/1	Played in 54 career games, including 22 this season... Shooting 54.5 percent from the field and 60.0 percent inside the three-point arc... Starting fourth year in the program (redshirt in 2015-16 campaign)... Played the best basketball of his career near the end of last season... Scored a CH 18 points in 18 minutes of action against UW (2-14-18)... In a five-game stretch late last season, he had 43 pts. and 14 rebs.
31 Nathan Mensah / MEN-sah / Forward, 6-10, 225, Fr.-HS Labadi, Accra, Ghana (Findlay Prep (Nev.))	'18-19 5.5 MWC 6.2	5.4 5.7	0.5 0.5	58.0 58.0	0/0 0/0	72.0 84.2	Recorded 1st career double-double vs. Utah St. (10 pts & 10 rebs.)... In last 23 seasons, only Kawhi Leonard produced a 10-10-3 (blk-2 stl. game as an SDSU Fr... Avg. 11.5 pts. and 11.1 rebs. per 40 mins... Started last 11 gms... Played 21+ mins. last 7 gms... 22 off. rebs. last 7 gms... An injury on the middle finger of his left (shooting) hand forced him to miss about four weeks... He was cleared on Oct. 31... He is playing with a hard brace on that finger.
35 Joel Mensah / MEN-sah / Forward, 6-10, 215, Fr.-HS Korle Gonno, Accra, Ghana (JSerra Catholic HS (Calif.))	'18-19 1.1 MWC 0.7	0.9 0.8	0.0 0.0	19.0 1/4	0/0 0/0	6/9 2/2	Played 63 minutes, action in 13 of 25 gms... A hard working center expected to see the floor this season... Is a good shooter with range out to 15 feet... Has a very good motor... Attended JSerra Catholic High in Capistrano, Calif... Averaged 15.9 points, 8.8 rebounds, 1.2 steals and 1.4 blocked shots in his senior season... Nathan and Joel Mensah are not related.
42 Jeremy Hemsley Guard, 6-3, 195, Sr.-3L Rancho Cucamonga, Calif. (Damien HS)	'18-19 9.3 MWC 8.5	2.9 2.9	2.5 2.9	43.0 43.2	33.8 25.0	67.1 65.6	9th in school history w/1,311 career points (10.5 ppg)... 10+ pts. in 5 of last 8 gms... 142 career treys (7th in SDSU history)... Started 86 of 125 games in his career... SDSU is 22-3 when he has at least four assists and 41-15 when he is one TO or less... Has 9 career 20-pt. games... Double figures in scoring 70x... Career numbers: 1,311 points, 261 assists, 292 rebounds, 97 stls., 142 3FGs.

red indicates probable starter, black indicates reserve, gold indicates player is injured and not expected to play.

SCHEDULE / RESULTS

Date	Opponent (Television/Stream)	Time/Result	Note
N.1	Chaminade - Exhibition	W, 68-63	► Four Aztec starters score in double figures as SDSU overcomes 11-point deficit; FG pct.: SDSU 51.1 pct., Chaminade 37.7 pct.
N.6	Arkansas-Pine Bluff	W, 76-60	► Watson CH 6 3FGs (20 pts.); McDaniels 4th Aztec in last 23 seasons w/ 15+ pts., 9+ rebs., 5+ asts., 3+ stls.; 4 starters 10+ pts.
N.14	Texas Southern	W, 103-64	► Six Aztecs score 10+ including all five starters; SDSU never trailed; Mitchell: 21 pts., 5 rebs.; Schakel: 16 pts., 3-3 3FGs, 7 rebs
N.19	#vs. No. 1/3 Duke (ESPN2)	L, 64-90	► Duke makes 10-of-25 from three-point range (9 in first half); Watson: 15 pts. (3-6 3FG); 4 SDSU players score 11 or more pts.
N.20	#vs. Xavier (ESPN2)	W, 79-74	► SDSU rallies from a 19-point deficit to win; McDaniels first SDSU player since Jamaal Franklin to record 26 pts., 8 rebs., and 3 blocks
N.21	#vs. rv Iowa State (ESPN2)	L, 57-87	► Iowa State makes 14 treys and has a 41-27 edge on the glass; Mitchell: 14 points, 6 rebounds; McDaniels: 10 pts., 7 rebs.
N.27	Jackson State (FOX Sports San Diego)	W, 87-44	► SDSU scores first 11 points and leads wire-to-wire; FG pct: SDSU 50.9, Jackson State 25.9; Five SDSU players in double figures
D.1	at Illinois State (ESPN+)	W, 75-65	► Aztecs snap Illinois State's 10-game homecourt win streak; McDaniels 10th career double-double, 12 pts., CH 15 rebs.; Watson: 23 pts.
D.5	San Diego (STADIUM/Facebook)	L, 61-73	► SDSU FG pct. by half: 59.1, 22.7; SDSU win streak of 11 straight series victories indoors is snapped; first series loss at home since '00
D.8	at California (Pac-12 Network, Pac-12 Bay Area)	L, 65-75	► SDSU had 8-point lead with under 5 minutes to play; McDaniels: 20 pts., 6 rebs., 5 asts; Hemsley: 19 pts.; 5-6 3FGs
D.12	Cal State Dominguez Hills	W, 99-46	► Aztecs have four players reach double figures, dish out 28 assists and record the fifth-largest margin of victory in school history
D.22	Brigham Young (CBS Sports Network)	W, 90-81	► SDSU ties school-record with third straight win in series; Aztecs led by 8+ pts. final 35:18; SDSU shoots 52.8 pct.; 12 3FGM
D.29	Brown (FOX Sports San Diego)	L, 61-82	► FG pct.: Brown 53.4, SDSU 35.2; 3FGs: Brown 15-28 (53.6 pct.), SDSU 5-17 (29.4 pct); McDaniels: 19 pts., 6 rebs.; Arop 11 pts., 5 rebs.
J.1	CSUN	W, 65-60	► San Diego State overcame its second 19-point deficit of the season to win (Xavier); McDaniels: 20 pts. (9-13 FGs), 13 rebs.
J.5	*at Boise State (CBS Sports Network)	L, 64-88	► Broncos win for the third straight time in the series in Boise; FG pct: Boise 56.9, SDSU 40.7; 3FG: Boise 8-22 (36.4), SDSU 3-21 (14.3)
J.8	*Wyoming (CBS Sports Network)	W, 84-54	► Aztecs hand Wyoming worst loss since Jan. 29, 2011 (also against SDSU, 96-57); McDaniels: 22 pts., 12 rebs; Mitchell: 20 pts., 6 rebs.
J.12	*at Air Force (ESPN3)	L, 48-62	► SDSU cuts 16-point deficit to 4, but can't complete comeback; McDaniels: 18 pts., 11 rebs.; Aztecs 3FGs: 2-for-17 (11.8 pct.)
J.15	*New Mexico (CBS Sports Network)	W, 97-77	► Aztecs never trail in 20-point win; McDaniels 3rd straight double-double (24 pts., 11 rebs.); SDSU is 5-1 in its last six vs. UNM at home
J.22	*at Fresno State (ESPNU)	L, 62-66	► The Aztecs build 20-point advantage before suffering four-point loss; McDaniels: 19 points, 10 rebounds; Fresno 38.9 FG pct.
J.26	*UNLV (CBS Sports Network)	W, 94-77	► SDSU is 13-1 in its last 14 games vs. UNLV; McDaniels career-high 30 pts., 13 rebs., 5 stls., 4 asts.; FG pct.: SDSU 56.1, UNLV 44.6
J.30	*Air Force (STADIUM/Facebook)	W, 66-51	► Aztecs have won 14 straight home games vs. AF; Starting backcourt of Watson & Hemsley combined for 29 pts., 9 assists, 7 rebs.
F.2	*at San José State (Mountain West Network)	W, 67-56	► SDSU is 10-1 in last 11 against San José State; Watson: 27 pts., 6 asts., 5-11 3FGs; McDaniels: 22 pts., 9 rebs.; SDSU season-low 8 TOs
F.5	*at New Mexico (ESPN2)	L, 70-83	► San Diego State can't hold 11-point first-half lead; McDaniels: 25 pts., 9 rebs., 11-19 FGs; FG pct.: UNM 53.8, SDSU 41.5
F.9	*Utah State (ESPN3)	W, 68-63	► Aztecs use 23-0 first half run en route to 11th straight win over the Aggies; Watson: 23 pts., 4 rebs., 3 asts.; Rebs: SDSU 38-35
F.12	*at Colorado State (ESPN2)	W, 71-60	► Rebounds: SDSU 35, CSU 27; Watson: 21 pts. (5-7 3FGs); McDaniels: 18 pts., 12 rebs.; SDSU is 10-4 in its last 14 games at CSU
F.16	*Boise State (CBS Sports Network)	W, 71-65	► SDSU outrebounds Boise State, 43-25; Four SDSU players in double figures, led by Watson (19 pts.) and McDaniels (18 pts.)
F.20	*No. 6/6 Nevada (CBS Sports Network)	8 p.m. PT	► SDSU is 5-0 vs. Nevada at home in the MW era, including last year's five-point win, and is 7-1 all-time
F.23	*at UNLV (ESPNU)	7 p.m. PT	► San Diego State is 7-1 in its last eight games vs. UNLV inside Thomas & Mack Center
F.26	*at Utah State (CBS Sports Network)	7:30 p.m. MT	► SDSU is making its first trip to Utah State since a 66-62 win in 2016-17; SDSU is 3-0 at USU in the MW era
M.2	*San José State (FOX Sports San Diego)	7 p.m. PT	► The Aztecs are 26-8 all-time vs. SJSU at home and 8-1 in their last nine, including five in a row
M.6	*Fresno State (CBS Sports Network)	7 p.m. PT	► SDSU has lost two straight at home to FS, but is 6-2 in last eight; SDSU has won 13 straight Senior Night games
M.9	*at Nevada (CBS Sports Network)	7:30 p.m. PT	► Second straight season the teams have met in the final game of the regular season; SDSU won last year, 79-74
M.13-16	+at Mountain West Championship (TBD)	TBD	► San Diego State will look to defend their 2018 MW tournament title; SDSU has advanced to the title game in eight of the last 10 seasons

- Maui Jim Maui Invitational (Lahaina Civic Center; Lahaina, Hawaii), * - Mountain West game, + - MW Championship (Thomas & Mack Center; Las Vegas, Nev.)

- Although San Diego State has defeated 32 AP nationally-ranked teams at the time of the game in school history, including five top 10 teams and three teams ranked No. 7 at the time of the game, the Aztecs have never defeated a team ranked in the AP top six at game time (0-20).
- The Aztecs claimed their sixth victory in seven outings (four of those coming by double figures) with a 71-65 home victory over Boise State.
- Senior guard **Devin Watson** led the Aztecs in scoring for the third straight game and the fifth time in the last six outings with 19 points, while adding six rebounds and two assists. Watson connected in 3-of-6 shots from beyond the arc.
- In his last nine games, **Watson** is averaging 18.6 points, 3.2 rebounds, 2.9 assists and has connected on 25-of-57 (43.9 percent) three-point field goal attempts.
- Senior guard **Watson** now has 13 or more points in nine consecutive games (17.4 ppg), his longest such streak since a nine-game run while he was at USF from Dec. 21, 2015-Jan. 28, 2016.
- Sophomore forward **Jalen McDaniels** posted 18 points and seven rebounds in the victory over the Broncos. McDaniels extended his personal best double-figure scoring streak to 14 games.
- Since Dec. 29, 2018 (which includes 14 games), **McDaniels** is averaging 19.7 points, 9.7 rebounds and 1.9 assists, while shooting 52.8 percent from the field. He is the one of only four players in the nation that is averaging those numbers and is shooting at least 50 percent from the field during that time frame.
- In his last eight games, senior guard **Jeremy Hemsley** is averaging 10.4 points, 3.0 rebounds, 2.6 assists, 1.5 steals and 1.0 blocked shots. He has connected on 50.9 percent of his field goal attempts. On Saturday he moved into ninth place on the school's all-time scoring list with 1,311 points.
- True freshman **Nathan Mensah** recorded his first career double-double in the victory over Utah State with 10 points and 10 rebounds. He joined Kawhi Leonard as the only Aztec freshmen in the last 23 seasons to have at least 10 points, 10 rebounds, two assists and three blocked shots in the same game.
- SDSU's defense continues to improve at a dramatic rate. The Aztecs, who earlier this season allowed four opponents in a six-game stretch to shoot above 50 percent, rank among the top of the conference in several defensive categories since Jan. 8, including 2nd in opponent field goal percentage (.412), point allowed (64.9) and two-point percentage (.455), and 3rd in turnovers (13.6).
- Although currently in fourth place in the Mountain West, SDSU is only 1-game back in the loss column of second place.

SDSU HIGHEST-RANKED WINS

Below is a look San Diego State victories over the highest-ranked team in the AP Poll at the time of the game.

Date	AP	H/A/N	Opponent	Score
F.18.88	7	H	*BYU	ot-W, 82-80
F.9.84	7	H	*UTEP	W, 73-62
D.23.78	7	H	Kansas	W, 81-69
M.12.11	8	N	BYU	W, 72-54
M.12.10	8	N	New Mexico	W, 72-69

* - indicates conference game. N - indicates MW tournament.

MEDIA RELATIONS

MEDIA RELATIONS OFFICE

Fowler Athletics Center
5302 55th Street, Suite 3014
San Diego, CA 92115
■ Office: 619.594.5547
■ Fax: 619.582.6541

MIKE MAY

Senior Associate A.D. of Communications and Media Relations

■ Coaching staff and student-athlete interviews
■ E-Mail: mmay@sdsu.edu
■ Office: (619) 594-5547
■ Cell: (619) 957-8372

LAUREN WEAVER

Media Relations Coordinator

■ Credentials
■ E-Mail: lweaver@sdsu.edu
■ Office: (619) 594-5547

STAY CONNECTED

■ Athletics Website: goaztecs.com
■ Twitter: @GoAztecs / @Aztec_MBB
■ Facebook: facebook.com/goaztecs
■ Instagram: @goaztecs / @aztec_mbb
■ YouTube: youtube.com/goaztecscom

SDSU SERIES HISTORY VS. NEVADA

SAN DIEGO STATE LEADS, 15-5

Home: 7-1, Away: 5-4, Neutral: 3-0

Date	Location	Result	Score
D.14.56	Reno	W	80-72
D.15.56	Reno	W	74-64
D.29.61	San Diego (KI)	W	83-62
D.12.75	N-Salt Lake City (UT)	W	86-65
D.27.75	Reno	L	89-90
D.3.77	San Diego (SA)	W	113-88
N.14.98	San Diego (CA) (so)	ot-L	71-76
D.9.98	Reno	L	75-94
J.23.13	*Reno	W	78-57
F.23.13	*San Diego (VA) (d)	W	88-75
F.8.14	*San Diego (VA)	W	73-58
F.4.15	*Reno	W	65-63
M.7.15	*San Diego (VA)	W	67-43
J.26.16	*Reno	W	57-54
M.11.16	^N-Las Vegas (SF)	W	67-55
J.4.17	*Reno	L	69-72
F.12.17	*San Diego (VA) (d)	W	70-56
F.10.18	*Reno (23/23)	L	58-83
M.3.18	*San Diego (VA) (21/21)	W	79-74
M.9.18	^N-Las Vegas (SF) (22/22)	W	90-73

* - conference game, ^ - conference tournament game. AG - Aztec Gym, SA - San Diego Sports Arena, PG - Peterson Gym, CA - Cox Arena, VA - Viejas Arena, d - Day Game, (#/#) - Opponent National Ranking, (:xx.x) - Game-Winning Shot.

SDSU VS. MOUNTAIN WEST

VS. CURRENT MEMBERSHIP

School	All-Time	MW*	Streak
	W-L	W-L	
Air Force	57-24	27-14	Won 1
Boise State	12-7	11-7	Won 1
Colorado State	43-41	31-14	Won 3
Fresno State	62-55	8-7	Lost 1
Nevada	15-5	10-2	Won 2
New Mexico	40-48	23-22	Lost 1
San José State	39-35	9-1	Won 3
UNLV	34-36	30-19	Won 2
Utah State	11-3	11-0	Won 11
Wyoming	42-41	24-17	Won 2
TOTALS	355-295	184-103	Won 3

* - includes Mountain West tournament games.

MOST MW MBB TITLES

current members

Rk.	Team	MW Titles
1.	► San Diego State	11
2.	New Mexico	8
3.	Nevada	3
	UNLV	3
	Wyoming	3
6.	Air Force	1
	Boise State	1
	Colorado State	1
	Fresno State	1

MOUNTAIN WEST CHAMPIONSHIPS (11)

Regular Season Championships (6, record)

2006, 2011, 2012, 2014, 2015, 2016

Tournament Championships (5, record)

2002, 2006, 2010, 2011, 2018

- San Diego State is one of just two Mountain West teams that has not dropped a league home game (Nevada).
- In Mountain West play, the Aztecs rank 1st in free throw percentage (76.6), 2nd in scoring defense (66.8), rebound margin (+3.8), offensive rebound percentage (.321).

TRENDS *(through the games of Sun., Feb. 17)*

- **Jalen McDaniels** is making his case as a league player of the year candidate, in league games ranking 2nd in scoring (19.8), 4th in free-throw percentage (82.5 percent), 5th in rebounding (9.8), 5th in field goal percentage (51.9 percent) and 6th in steals (1.4).
- San Diego State's sophomore class of **McDaniels**, **Matt Mitchell** and **Jordan Schakel** is averaging 33.8 points per game. If the season ended today it would come close to being the highest scoring sophomore class in school history, currently held by the 1999-00 sophomore class that included six players (34.4). Keep in mind that Schakel has missed six of the last seven games due to the injury.
- The Aztecs are 34-4 the last 38 times they have had a higher field goal percentage than their opponent.
- San Diego State is 14-2 this season and 33-5 under Brian Dutcher when holding the opposition to 45.0 percent field goal shooting or less.
- SDSU is 27-1 in the Dutcher era when holding the opposition to 45 percent field goal shooting and 35 percent three-point field goal shooting.
- The Aztecs are 12-1 when outrebounding its opponent this season, something SDSU has done in eight of its last 11 games.
- San Diego State is 25-10 in its last 35 games - regardless of location - dating back to last season.
- San Diego State is 23-8 in its last 31 contests against teams that were not ranked in the AP Top 25 at game time.
- Last month, SDSU used a starting lineup comprised of one senior, three sophomores and one true freshman (for consecutive games). This marked the first time the Aztecs have started four underclassmen since February 12, 2005 vs. UNLV. Against the Runnin' Rebels that day, SDSU started two freshmen (Tyler Smith and Matt Thomas), two sophomores (Brandon Heath and Marcus Slaughter) and a junior college transfer (Mohamed Camara). That team finished 11-18 and marks the last time the Aztecs finished a campaign below .500. SDSU would make the postseason each of the next 11 seasons.

PLAYER QUICK HITS *(through the games of Sun., Feb. 17)*

- Sophomore forward **Jalen McDaniels** - 17.2 points, 8.6 rebounds, 2.3 assists, 1.3 steals, 49.6 FG pct., 33.3 3FG pct., 74.7 FT pct.
 - Named Mountain West Player of the Week twice this season and three times in his career.
 - Most productive 14-game stretch of his career; Last 14 games: 19.7 points, 9.7 rebounds, 1.9 assists, 52.8 FG pct., 80.4 FT pct.
 - MW rankings: 1st in field goals made (169), 3rd in two-point field goal percentage (.530), T-3rd in double-doubles (9), 4th in field goal percentage (.496), 4th in PAR (points-assists-rebounds) per game (28.0), 5th in total rebounds (214), 5th in rebounds per game (8.6), 5th in field goal attempts (341), 6th in total points (411), 6th in points per game (17.1), 6th in defensive rebounds per game (6.2), T-7th in offensive rebounds per game (2.3), 9th in free-throws made (71), 10th in free-throw percentage (.747).
 - Has seven double-doubles in his last 11 games.
 - Recorded double-doubles in six straight games, broken when he posted a 22-9 game at San Jose State, for the first time in his career (longest streak for an Aztecs in the Mountain West era; school record is eight set by Michael Cage).
 - Posted double figures in a career-high 14 straight games and 25 of his last 26 games.
 - He is 11-of-20 from the field (55.0 percent) in 22 possessions coming off screens. His 1.136 points per possession in those situations is 69th nationally among all Division I players with at least 22 possessions.
- Senior guard **Devin Watson** - 16.4 points, 3.0 rebounds, 4.4 assists, 0.9 steals, 42.8 FG pct., 40.0 3FG pct., 76.1 FT pct.
 - Career numbers: 1,684 points (869 at USF and 815 at SDSU), 286 rebounds, 459 assists.
 - He is one of only eight active players with at least 1,650 points and 450 assists, and he has the fewest minutes played of any of those players.
 - One of only four players in the nation to average at least 16.0 points, 4.0 assists and 2.5 three-point field goals per game, while shooting at least 40 percent from three-point range.
 - Averages an astonishing 1.423 points per possession and shoots 47.9 percent (34-of-71 3FGs) from the field on his 71 catch-and-shoot possessions this season. The 1.423 PPP ranks 25th nationally among all players with at least 70 such possessions.
 - San Diego State is 6-1 this season when Watson records at least seven assists.
- Sophomore forward **Matt Mitchell** - 10.5 points, 3.8 rebounds, 2.1 assists, 0.8 steals, 42.6 FG pct., 31.2 3FG pct., 76.7 FT pct.
 - San Diego State is 5-0 this season and 10-1 in his career when he scores at least 15 points.
 - The Aztecs are 12-3 this season when he scores 9+ points
 - Excluding post-ups, he is averaging 1.511 points per possession in 47 opportunities around the basket. That includes 34-of-47 from the field (72.3 percent) and his PPP in the category ranks 50th nationally.
 - San Diego State is 6-0 this season when he has at least six field goal attempts and shoots 50 percent or better from the field.
 - Made 23-of-57 three-point field goal attempts (40.4 percent) in 14 home games this season.
- Freshman forward **Nathan Mensah** - 5.5 points, 5.4 rebounds, 1.2 blocks, 58.0 FG pct., 72.0 FT pct.
 - Played in all 25 games and has started each of the last 11 games.
 - Averages as a starter: 6.4 points, 5.9 rebounds, 27-45 FGs (60.0 pct.), 16-19 FTs, 23.1 minutes.
 - San Diego State is 13-1 when he plays at least 18 minutes.
 - Only 19 players in the country have more rebounds than his 134 in fewer minutes (482).
 - Averages per 40 minutes: 11.5 points, 11.1 rebounds, 2.6 blocks.
 - Has shown good mobility off the pick-and-roll, making 6-of-9 field goal attempts in 12 p&r possessions.
- Senior guard **Jeremy Hemsley** - 9.3 points, 2.9 rebounds, 2.5 assists, 1.2 steals, 33.8 3FG pct.
 - SDSU career rankings: 7th in three-point field goals (142), 7th in three-point field goal attempts (415), 9th in points (7th in DI history) (1,311), 9th in field goal attempts (1,061), T-9th in games played (125), 10th in minutes played (3,364), 11th in victories

(82), 14th in free-throw attempts (393), 15th in field goals (451), 16th in PAR (points-rebounds-assists) (1,864), 17th in games started (86), 19th in assists (261), 19th in free throws (267).

- In his last eight games he is averaging 10.4 points, 3.0 rebounds, 2.6 assists, 1.5 steals and 1.0 blocked shots. He has connected on 50.9 percent of his field goal attempts during that span.

- Sophomore guard **Jordan Schakel** - 8.0 points, 3.7 rebounds, 1.2 assists, 0.9 steals, 41.9 3FG pct., 83.8 FT pct.
 - Averaging 1.213 points per all possessions which ranks 68th nationally among all players with at least 125 possessions.
 - Scored 152 points this season after scoring a total of 106 points in 33 games as a freshman last season.
 - Among active DI players, ranks 10th in fewest turnovers per 40 minutes (0.87, min. 921 minutes).
 - Made his first 16 free-throw attempts on the season and has made 31-of-37 overall (.838).
 - Missed six of the last seven games due to injury.
- Redshirt freshman guard **Adam Seiko** - 2.8 points, 1.2 rebounds, 0.8 assists, 43.8 3FG pct., 13 turnovers in 337 minutes
 - Played in 24 of 25 games this season and has played at least 13 minutes in 12 of the last 13 games.
 - Has at least as many assists as turnovers in 18 of the last 19 games.
 - Scored in seven of the last 11 games.

SERIES HISTORY VS. NEVADA

- This is the 21st meeting between the schools with San Diego State winning 15 of the previous 20 (15-5).
- **San Diego State has won the last two games with Nevada and have handed the Wolf Pack two of their last four losses and five of its last 23 defeats. Since Feb. 12, 2017, SDSU is 3-1 against Nevada while the rest of the country is a combined 8-61.**
- Only seven of the meetings have been decided by single digits, including three of the last four that have taken place in Reno (2015: SDSU, 65-63; 2016: SDSU, 57-54; 2017: NEV, 72-69).
- Since Nevada joined the league in time for the 2012-13 campaign, the Aztecs won the first seven games by an average of 12.9 points. The Wolf Pack defeated SDSU for the first time as a member of the Mountain West on Jan. 4, 2017.
- In the history of the series, San Diego State won five of the first six meetings, dropped two of the next three get-togethers, won seven straight and then split the season series in 2016-17. SDSU won two of the three encounters between the teams last season.
- In games played in San Diego, the Aztecs are 7-1 vs. Nevada.
- SDSU is 5-4 all-time in Reno and winners of three of the last five.
- Senior guard Jeremy Hemsley has a 5-2 career record and has scored 83 points in seven games against the Wolf Pack.
- In three games against Nevada, Devin Watson is 7-of-16 from three-point range (43.8 percent) and averages 12.3 points, 3.7 rebounds and 3.0 assists.
- Sophomore forward Jalen McDaniels has connected on 13-of-23 (56.5 percent) field goal attempts and averages 11.7 points and 9.7 rebounds in his three games against the Wolf Pack.
- All-time series meetings against Nevada can be found in the left column of the previous page and career stats against the Wolf Pack are located below.

Player	Record	GP	GS	Min.-Avg.	FG-FGA	Pct.	3FG-3FGA	Pct.	FT-FTA	Pct.	OR	DR	TR	RPG	Asst.	TO	Blk.	Stl.	Pts.	PPG
Jeremy Hemsley	5-2	7	4	190-27.1	31-80	.388	9-33	.273	12-19	.632	3	7	10	1.4	17	12	0	3	83	11.9
Devin Watson	2-1	3	3	104-34.7	11-31	.355	7-16	.438	8-12	.667	4	7	11	3.7	9	3	0	2	37	12.3
Jalen McDaniels	2-1	3	2	76-25.3	13-23	.565	1-3	.333	8-10	.800	12	17	29	9.7	5	4	1	0	35	11.7
Matt Mitchell	2-1	3	3	80-26.7	12-27	.444	6-15	.400	3-4	.750	2	9	11	3.7	4	4	0	6	33	11.0
Jordan Schakel	2-1	3	3	30-10.0	1-6	.167	1-5	.200	2-4	.500	1	3	4	1.3	1	1	0	5	1.7	
Nolan Narain	2-1	3	0	18-6.0	0-1	.000	0-1	.000	0-0	.000	0	1	1	0.3	1	2	0	0	0	0.0

LAST TIME VS. NEVADA

[5] San Diego State 90, [1] No. 22/22 Nevada 73

March 9, 2018 ♦ Thomas & Mack Center ♦ Las Vegas, Nevada ♦ Att.: 8,224

LAS VEGAS -- Fifth-seeded San Diego State jumped out to a 30-point lead at the half and cruised to a 90-73 victory over No. 22/22 and top-seeded Nevada in a semifinal game at the 2018 Mountain West tournament.

The Aztecs, who defeated the Wolf Pack 79-74 in San Diego just six days earlier, shot 61.3 percent (19-31) in the first half, including 7 of 15 (46.7 pct.) from three-point range. The 30-point lead at the half was the largest by an unranked team against a ranked team since the 2001 NCAA tournament when Butler led No. 23 Wake Forest, 43-10.

The win clinched a fourth title game appearance for SDSU in five years, and for the eighth time in 10 seasons.

Devin Watson had 20 points, and Jalen McDaniels had his ninth double-double of the season with 17 points and 12 rebounds to lead the Aztecs. Malik Pope (14 points), Matt Mitchell (13 points) and Trey Kell (11 points, 5 assists) also reached double-figures in scoring for SDSU.

San Diego State limited the regular-season conference champion to just 39.7 percent (27-68) shooting from the floor, including a season-low 24.1 percent (7-29) from behind the 3-point arc.

SDSU's 55 points in the first half were a Mountain West tournament record and San Diego State trailed for only 42 seconds in the game.

Additionally, the Aztecs converted eight Nevada turnovers into 14 points, while they outscored the Wolf Pack 14-3 with second-chance points.

SAN DIEGO STATE SNAPSHOT

- San Diego State has started six players and three different combinations of players this season - a true freshman (Nathan Mensah), three sophomores (Jalen McDaniels, Matt Mitchell and Jordan Schakel) and two seniors (Devin Watson and Jeremy Hemsley).
- The Aztecs have a wealth of experience in the backcourt with a pair of seniors, **Devin Watson and Jeremy Hemsley**.
- **Watson**, who is in his third year with the program after playing two seasons at the Univ. of San Francisco, is second on the team this season in scoring (16.4), and leads the team in minutes played (33.7), assists (4.4) and has connected on 66-of-165 attempts from beyond the arc (40.0 percent). He is one of only four players in the nation to average at least 16.0 points, 4.0 assists, 2.5 three-point

AMONG THE BEST

BEST FOOTBALL AND MEN'S BASKETBALL WINNING PERCENTAGE SINCE THE BEGINNING OF THE 2010-11 ACADEMIC YEAR (through Feb. 17)

Rk.	Team	W	L	Pct.
1.	Ohio State	326	104	75.8
2.	Michigan State	316	118	72.8
3.	Duke	313	118	72.6
4.	► San Diego State	306	119	72.0
5.	Wisconsin	313	122	72.0
6.	Oregon	314	123	71.9
7.	Louisville	309	122	71.7
8.	Cincinnati	296	122	70.8
9.	Kentucky	310	128	70.8
10.	Arizona	304	127	70.5
11.	North Carolina	308	131	70.2
12.	Michigan	301	133	69.4
13.	Notre Dame	286	136	67.6
14.	Brigham Young	290	139	67.5
15.	Florida	289	139	67.5
16.	Florida State	284	137	67.5
17.	Alabama	286	140	67.1
18.	Boise State	271	135	66.7
19.	Virginia	268	140	65.7
20.	Baylor	277	145	65.6

BEST MEN'S BASKETBALL WINNING PERCENTAGE SINCE THE BEGINNING OF THE 2010-11 SEASON (through Feb. 17)

Rk.	Team	W	L	Pct.
1.	Gonzaga	269	47	85.1
2.	Kansas	265	59	81.8
3.	Duke	255	61	80.7
4.	Kentucky	261	65	80.1
5.	Wichita State	245	63	79.5
6.	Arizona	245	71	77.5
7.	Villanova	239	72	76.8
8.	Saint Mary's	229	71	76.3
9.	North Carolina	248	77	76.3
10.	Virginia	227	72	75.9
11.	Belmont	219	73	75.0
	Cincinnati	228	76	75.0
13.	Louisville	236	79	74.9
14.	Stephen F. Austin	213	75	74.0
15.	► San Diego State	226	80	73.9
16.	Michigan State	231	84	73.3
17.	Murray State	207	79	72.4
18.	Ohio State	222	87	71.8
19.	VCU	224	88	71.8
20.	New Mexico State	216	86	71.5

'18-19 MW PRESEASON POLL

Rk. School (1st-Place Votes)

1.	Nevada — 207 (18)
2.	► San Diego State — 188 (1)
3.	New Mexico — 153
4.	Boise State — 139
5.	Fresno State — 138
6.	UNLV — 122
7.	Wyoming — 88
8.	Colorado State — 80
9.	Utah State — 78
10.	Air Force — 42
11.	San José State — 19

MOUNTAIN WEST STANDINGS

Since start of 2008-09 season, Mountain West conference and tournament games only.

Rk.	School	W	L	Pct.	GB
1.	► San Diego State	151	58	.722	-
2.	New Mexico	129	72	.642	18.0
3.	Fresno State	74	55	.574	37.0
4.	Nevada	73	55	.570	37.5
5.	Boise State	80	63	.559	38.0
6.	UNLV	106	95	.527	41.0
7.	Utah State	55	58	.487	48.0
8.	Colorado State	95	102	.482	51.5
9.	Wyoming	76	119	.390	68.0
10.	Air Force	54	141	.277	90.0
11.	San José State	13	93	.123	86.5

MOST MW MBB COACHING TITLES

Rk.	Team	MW Titles
1.	► Steve Fisher, San Diego State	10
2.	Steve Alford, New Mexico	6
3.	Dave Rose, Brigham Young	4
4.	Steve Cleveland, Brigham Young	3
	Eric Musselman, Nevada	3

field goals per game and connect on 40 percent of his three-point field goal attempts this season.

- **Hemsley** has played extensively for San Diego State the last four seasons, logging 125 games and 86 starts. He is averaging 30.4 minutes (second on the team), 9.3 points, and is considered the team's best defender.
- A majority of the time, the other three starters come from the Aztecs' sensational sophomore class of **Jalen McDaniels**, **Matt Mitchell** and **Jordan Schakel**. The group has been sensational to date and is a major reason why Aztec fans are excited about the future.
- **Mitchell** has six career games with 20 or more points, four of them come in the last 24 games, including three in the last 16 games. He also has recorded nine games with at least three assists this season. For the year, he is averaging 10.5 points, good for third on the team, with 3.8 rebounds and 2.1 assists per contest. He has attempted 73 free throws and at one point made 15 straight.
- **Schakel** has already surpassed his offensive production from his entire freshman season. The sophomore is averaging 8.0 points, 3.7 rebounds and has connected on 31-of-74 three-point field goals this season (41.9 percent). He has 152 points this season after scoring 106 points in 33 games last season.
- After spending the summer working out for NBA teams, **McDaniels** has returned to campus with an improved jumper and a more consistent and well-rounded game. The sophomore has scored in double-digits in 25 of his last 26 games. He leads the team in scoring (17.2) and rebounding (8.6) and has played particularly well of late, averaging 19.7 points, 9.7 rebounds and shooting 52.8 percent from the field over his last 14 games. He has recorded seven double-doubles in his last 11 games.

- SDSU has five freshmen on the roster, with two contributing significantly. True freshman forward **Nathan Mensah** is averaging 11.5 points and 11.1 rebounds per 40 minutes of action and has started the last 11 games. He posted his first career double-double with 10 points and 10 rebounds in the win against Utah State. Only 19 players in the nation have more rebounds than he does (134) in fewer minutes (482). He has played at least 10 minutes in all 24 games.
- Redshirt freshman guard **Adam Seiko** has seen action in 24 games and is averaging 14.0 minutes per appearance. He has just 13 turnovers in 337 minutes of action this season and has shown the ability to hit the three-pointer, going 16-for-38 from bonus distance (42.1 percent).

SEASON SCENE SETTER

- Dutcher welcomes back three returning starters in redshirt sophomore forward **Jalen McDaniels** (2018 all-MW third team by media, honorable mention by coaches) sophomore forward **Matt Mitchell** and senior guard **Devin Watson**. The trio played in all 33 games a year ago with Watson starting every game, Mitchell receiving the opening nod 32 times (starting the final 31 outings) and McDaniels starting 21 of the final 22 contests (did not start on Senior Night).
- The aforementioned threesome ranked No. 2, 3 and 4 in scoring in 2017-18 with Watson leading the way at 12.2 points and falling seven points shy of tying outgoing senior Malik Pope for the team lead in the category. Mitchell and McDaniels, meanwhile, each finished with 10.5 scoring averages.
- SDSU returns from last year its leader in rebounding average (McDaniels - 7.5), assists (Watson - 124), steals (Mitchell - 36), field-goal percentage (McDaniels - .586), free-throw percentage (McDaniels - .788), three-point field-goal percentage (Watson - .389), three-pointers (Mitchell and Watson - 49) and minutes (Watson - 1,031).
- Senior guard **Jeremy Hemsley** and junior forward **Nolan Narain** are back for their respective seasons after receiving the starting nod at different times throughout the 2017-18 campaign. Hemsley (7.3 ppg, 1.22 a/to) played in 32 of 33 games last year, starting seven times, and enters '18-19 with 63 starting assignments in 101 career games, which is the most on the active roster. Narain, meanwhile, started once in 23 games and averaged career highs in every category (4.7 ppg, 2.0 rpg, .688 FG).
- Sophomore guard **Jordan Schakel** returns as one of the team's top three-point threats. Hailing from Torrance, Schakel ranked fourth on the team last year in three-point makes (27) and percentage (.346; min. 40 3FGA), while playing in all 33 games (13.8 mpg). Schakel averaged 3.2 points and 2.1 rebounds, and took great care of the ball, committing just nine turnovers in 455 minutes. In fact, he only had one multi-turnover game all season and finished the year with 26 straight one-turnover-or-less outings.

THE PROGRAM (through the games of Sun., Feb. 17)

- Head coach **Brian Dutcher** is in his second season at the helm after guiding San Diego State to a 22-11 record in 2017-18. He was the only first-year head coach to lead his team to the NCAA tournament in 2018. In 96 previous seasons of Aztec basketball, no head coach had won more games and/or won a conference title in his first year until Dutcher accomplished the feat.
- San Diego State had advanced to the NCAA tournament seven times in the last nine seasons, making Sweet 16 appearances in both 2011 and 2014. Only 26 schools nationally have played in at least seven of the last nine NCAA tournaments.
- The Aztecs' NCAA appearance in 2018 was their first since 2015, and their 12th postseason berth in the last 13 years (8 NCAA, 4 NIT).
- SDSU claimed its Mountain West-leading 11th conference title last year and broke a tie with New Mexico by claiming its fifth MW tournament crown. The Aztecs, who played in their fourth Mountain West championship game in the last five seasons, won the tourney

LAST MEETING VS. NEVADA

SDSU	FG	3FG	FT	R	F	TP	A	T	B	S	MP
McDaniels*	6-8	0-1	5-6	12	2	17	4	0	1	0	29
Mitchell*	4-8	2-5	3-4	5	1	13	3	2	0	3	27
Pope*	6-8	0-0	2-2	1	3	14	1	1	0	0	22
Watson*	5-11	4-7	6-6	5	2	20	2	1	0	0	32
Kell*	3-9	1-4	4-6	5	0	11	5	1	0	2	28
Sohikish Montana	0-0	0-0	0-0	0	0	0	0	0	0	0	1
Schakel	0-3	0-2	2-2	2	1	2	0	1	1	0	12
Narain	0-1	0-1	2-4	1	3	2	0	0	0	0	9
Hemsley	0-0	0-0	0-0	0	0	0	0	1	0	0	3
Rooks	3-5	1-3	2-4	1	3	9	1	4	0	0	20
Team	1-1	0-0	0-0	4	4	2	1	1	0	0	17
				2				2			
Totals	28-54	8-23	26-34	38	19	90	17	14	2	5	200

NEV	FG	3FG	FT	R	F	TP	A	T	B	S	MP
Martin, Ca.*	5-18	0-9	3-4	4	3	13	2	0	1	3	34
Martin, Ca.*	3-11	2-7	1-2	4	4	9	8	1	0	2	39
Caroline*	9-19	3-6	4-7	10	5	25	4	3	1	2	35
Cooke*	3-5	2-3	2-2	3	5	10	0	1	0	1	28
Stephens*	1-5	0-3	0-0	0	0	2	0	2	0	0	20
Tooley	0-1	0-1	2-2	0	0	2	0	0	0	0	1
Jones	0-0	0-0	0-0	0	0	0	0	0	0	0	1
Cooks	0-0	0-0	0-0	0	0	0	0	0	0	0	1
Foster	1-1	0-0	0-0	0	0	2	0	0	0	0	8
Cunningham	1-1	0-0	0-0	0	0	2	0	0	0	1	1
Hall	4-7	0-0	0-0	4	3	8	0	3	1	0	29
Brent	0-0	0-0	0-0	0	1	0	0	0	0	1	3
Team				3	1						
Totals	27-68	7-29	12-17	28	22	73	14	10	3	10	200

Halftime: San Diego State 55, Nevada 25. **FG%:** San Diego State 51.9, Nevada 39.7. **3FG%:** San Diego State 34.8, Nevada 24.1. **FT%:** San Diego State 76.5, Nevada 70.6. **Officials:** Randy McCall, Larry Spaulding, Kevin Brill. **Technical:** San Diego State - Hemsley, Nevada - Caroline, Team.

for the first time since 2011.

- San Diego State has been one of the elite programs in the nation since the start of the 2010-11 season, posting a cumulative record of 226-80. SDSU's .739 winning percentage is the 15th-best nationally over the last nine years.
- SDSU enters the this season having won at least 20 games and advanced to the postseason in 12 of the last 13 years (8 NCAA, 4 NIT). In the last 13 seasons, the Aztecs have averaged 25.2 victories.
- The Aztecs have won the Mountain West regular-season crown (outright or shared) five times in the last eight years.
- San Diego State has won at least 19 games in 13 consecutive seasons.

DEFENSE A KEY

A key component to San Diego State's success this season can be traced to defense.

With significant roster turnover six freshmen or sophomores making up the nine-man rotation, San Diego State struggled early on the defensive end of the court. However, that has started trending in the right direction of late.

Over its past 11 games, the Aztecs are holding opponents to 41.2 percent field goal shooting, including 45.5 percent from inside the arc. Since Jan. 8, SDSU ranks 2nd in opponent field goal percentage (.412), point allowed (64.9) and two-point percentage (.455), and 3rd in forced turnovers (13.6).

Opponent field goal percentage is a key stat to track as the Aztecs are 12-2 this season when the opposition shoots less than 45 percent from the field and 9-1 when the opponent is held to 32.0 percent or below from three-point range.

87 POINTS AND 50 PERCENT FG SHOOTING

Since the start of the 2010-11 season, San Diego State is 21-0 when scoring at least 87 points and shooting 50 percent or better from the field.

The Aztecs have done that five times this season and 10 times in the Brian Dutcher era (58 games) after doing so only 10 times in the previous 248 games.

San Diego State has done it eight times in the last 33 games.

SDSU did it twice in the last eight games, connecting on 55.1 percent of its field goal attempts en route to a 97-77 win over New Mexico and following that up soon after with 56.1 percent shooting in a 94-77 victory over UNLV.

JALEN IS BACK FOR MORE

- After a phenomenal freshman debut, Jalen McDaniels is back for his sophomore campaign with the Aztecs. McDaniels, who spent the offseason auditioning for NBA teams, withdrew from the draft just prior to the deadline.
- McDaniels, who focused on being a becoming a better long-range shooter while working with NBA teams this past summer, is looking to better on a remarkable debut campaign.
- McDaniels has earned two of the last five Mountain West Player of the Week honors and has won it three times in his career.
- Currently, McDaniels is averaging 17.2 points, 8.6 rebounds and 2.3 assists per game. No SDSU player has averaged 15 points, seven rebounds and 2.5 assists in a single-season since Jamaal Franklin during the 2012-13 campaign (17.0 ppg, 9.5 rpg). Only two Aztec players have produced a season with those averages in the last 23 seasons (Kawhi Leonard in 2010-11 and Jamaal Franklin, 2012-13).
- Against UNLV, McDaniels posted a stat line of 30 points, 13 rebounds, five steals and four assists. He became just the sixth player in the last 23 years to record at least 30 points, 13 rebounds, 5 steals and 4 assists in the same game and the first since LSU's Ben Simmons on Dec. 2, 2015 (Simmons went onto be the No. 1 pick in the 2016 NBA Draft).
- He has seven double-doubles in his last 11 games. His streak of six straight double-doubles allowed him to pass current Toronto Raptors star Kawhi Leonard for the most consecutive double-doubles for an Aztec player in a single-season in the Mountain West era.
- Jalen posted a special game in the 2018-19 season-opening victory against Arkansas-Pine Bluff. The sophomore became the first SDSU player in nearly seven years and just the fourth Aztec player, regardless of class, in the last 22 seasons to produce a game with at least 15 points, nine rebounds, five assists and three steals. He joined:

DUTCHER ERA 87+ PTS. & 50+ FG PCT.

Date	Opponent	FG Pct.	Score
N.10.17	SD Christian	56.1	W, 91-52
N.20.17	Eastern Illinois	52.5	W, 94-63
J.24.18	Colorado State	55.6	W, 97-78
F.14.18	Wyoming	53.2	W, 87-77
F.17.18	UNLV	50.7	W, 94-56
M.9.18	vs. (22) Nevada	51.9	W, 90-73
N.14.18	Texas Southern	52.3	W, 103-64
N.27.18	Jackson State	50.9	W, 87-44
D.22.18	Brigham Young	52.8	W, 90-81
J.15.19	New Mexico	55.1	W, 97-77
J.26.19	UNLV	56.1	W, 94-77

SDSU PLAYERS W/15 PTS., 7.5 REBS., 2.5 ASTS.

Player	Cl.	Season	PPG	RPG	APG
Kawhi Leonard	So.	2010-11	15.5	10.6	2.5
Jamaal Franklin	Jr.	2012-13	17.0	9.5	3.3
Jalen McDaniels	So.	2018-19	17.2	8.6	2.3

since start of 1996-97 season.

Player	Opponent / Date	Pts.	Rebs.	Asst.	Stls.	MP	NBA Perf.
Kawhi Leonard	vs. Wichita State / Dec. 4, 2010	16	12	5	4	34	+27
Chase Tapley	vs. Bryant / Nov. 11, 2011	20	11	6	3	38	+31
Jamaal Franklin	vs. Redlands / Dec. 30, 2011	26	10	5	6	28	+37
Jalen McDaniels	vs. Texas Southern / Nov. 6, 2018	15	9	5	3	27	+23

- In his last 14 games, McDaniels is averaging 19.7 points and 9.7 rebounds, while connecting on 52.8 percent of his field goal attempts.
- McDaniels has scored in double figures in 25 of 26 games this season, including a career-high 14 straight games.

Below is a look at a few of his accomplishments last season:

- For starters, McDaniels averaged 10.5 points, 7.5 rebounds and shot 58.6 percent from the field and 78.8 percent from the line last season. He led the team in rebounding as a freshman last season.
- McDaniels was one of just four freshman in the nation to average 10.5 points, 7.5 rebounds and connect on at least 58 percent from the field. Other than McDaniels, Iowa State's Cameron Lard is the only other 2017-18 freshman who returned for his sophomore campaign.

SDSU CAREER LEADERS

POINTS

Rk.	Player	Years	GP	Points
1.	Brandon Heath	04-05-06-07	125	2,189
2.	Michael Cage	81-82-83-84	112	1,846
3.	Anthony Watson	83-84-85-86	110	1,735
4.	Chase Tapley	10-11-12-13	134	1,526
5.	Tony Pinkins	55-56-57	82	1,475
6.	Trey Kell	15-16-17-18	134	1,403
7.	Winston Shepard	13-14-15-16	139	1,401
8.	Bob Brady	52-53-54	74	1,389
9.	► Jeremy Hemsley	16-17-18-19	125	1,311
10.	Steve Capp	73-74-75-76	93	1,307
11.	Billy White	08-09-10-11	134	1,294
12.	Al Skalecky	66-67-68	82	1,271
13.	Tony Ross	87-88-89	85	1,259
14.	Xavier Thames	12-13-14	97	1,232
15.	Kyle Spain	06-07-08-09	115	1,230
16.	Chad Nelson	94-95-96-97	112	1,225
17.	Marcus Slaughter	04-05-06	87	1,211
18.	Lorenzo Wade	07-08-09	92	1,200

ASSISTS

Rk.	Player	Years	GP	Assists
1.	Tony Gwynn	78-79-80-81	107	590
2.	Richie Williams	06-07-08-09	127	479
3.	Chad Nelson	94-95-96-97	112	412
4.	Brandon Heath	04-05-06-07	125	394
5.	Mark Delsman	74-75-76-77	109	376

15.	Ray Leary	74-75-76	76	279
16.	Lorenzo Wade	07-08-09	92	275
17.	Mike Dodd	76-77-78-79	91	271
18.	Creon Dorsey	85-86	59	263
19.	► Jeremy Hemsley	16-17-18-19	125	261
20.	Bryan Williams	88-89	48	243
21.	Michael Best	89-90	56	238
22.	Tony Bland	02-03	63	213

THREE-POINT FIELD GOALS

Rk.	Player	Years	GP	3FGM
1.	Brandon Heath	04-05-06-07	125	281
2.	Tony Ross	87-88-89	85	270
3.	Chase Tapley	10-11-12-13	134	223
4.	D.J. Gay	08-09-10-11	140	219
5.	John Sharper	03-04-05-06	119	166
6.	Trey Kell	15-16-17-18	134	150
7.	► Jeremy Hemsley	16-17-18-19	125	142
8.	Matt Shrigley	14-15-16-17	113	138
9.	Jason Richey	97-98	52	136
10.	Kyle Spain	06-07-08-09	115	130
11.	James Rahon	11-12-13	100	129
12.	Chad Nelson	94-95-96-97	112	122

- He is the only San Diego State player, regardless of class, to post those numbers over an entire season in at least 22 seasons.
- For comparison sake, SDSU great Kawhi Leonard averaged 12.7 points and 9.9 rebounds as a freshman in 2009-10. However, McDaniels had an edge in field-goal percentage as Leonard connected on 45.5 percent from the field and 72.6 percent from the line.

HEMSLEY CLIMBING CHARTS IN 4TH SEASON

- In his senior season, Jeremy Hemsley is in rare company. A native of Rancho Cucamonga, Calif., Hemsley will spend this season climbing the Aztecs career statistical charts in many categories.
- Here are a few of the categories to keep an eye on:
- First off, Hemsley is a member of the 1,000-point, 200 rebound, 200 assist club. In school history, there have been 33 players to score 1,000 points at San Diego State and 24 to record 200 rebounds, but in the Brian Dutcher/Steve Fisher era only nine players have reached the 1,000-200-200 club. The players to accomplish that since 1999-2000 are (listed chronologically): Tony Bland, Brandon Heath, Lorenzo Wade, D.J. Gay, Chase Tapley, Xavier Thames, Winston Shepard, Trey Kell and Hemsley.
- Hemsley has 1,311 points. That ranks 9th on the school's all-time list.
- Hemsley has 261 assists. That ranks 19th on the school's all-time list.
- Hemsley has 142 three-point field goals. That ranks 7th in school history.
- Hemsley has played 3,364 minutes. That ranks 10th on the school's all-time list.
- Hemsley has 267 made free throws. That is 19th on the school's all-time list.

DON'T COUNT US OUT

San Diego State has recorded two of the more dramatic comebacks in all of college basketball this season. The Aztecs rallied from 19 points down to defeat Xavier at the Maui Jim Maui Invitational on Nov. 20 and followed that up by ringing in the New Year with a 19-point second-half comeback against CSUN on Jan. 1.

In the last five seasons there have been 1,740 teams to play Division I basketball (351 in 2018-19, 351 in 2017-18, 347 in 2016-17, 346 in 2015-16 and 345 in 2014-15). The 2018-19 San Diego State team is just the sixth to overcome two deficits of at least 19 points in a single season.

Furthermore, the comebacks rank among the most epic in school history. Only twice in recorded history (since the start of the 1996-97 season) has SDSU rallied from a bigger deficit to win a game and the 19-point second half rally against CSUN ranks as the second largest comeback after intermission in school history.

A look at the largest rallies and largest second half rallies in school history can be found on page 172 of the media guide.

SDSU LARGEST RALLIES TO WIN

Rk.	Opponent (Date)	Deficit	Final Score
1.	vs. Green Bay (N.20.10)	22	W, 79-70
2.	at UNLV (M.8.17)	21	ot-W, 62-52
3.	CSUN (J.1.19)	19	W, 65-60
	vs. Xavier (N.20.18)	19	W, 79-74
5.	Monmouth (N.22.04)	18	W, 69-65

since start of 1996-97 season.

BRIAN DUTCHER TURNS 30

Second-year head coach Brian Dutcher picked up career victory number 30 earlier this month against CSUN and did so in just his 46th game as head coach.

By doing so in just 46 games, he became the fastest Aztec head coach to record 30 wins since the program's first head coach, C. E. Peterson went 30-13 during his first 43 games in the 1921-22 and 1922-23 seasons.

It is worth noting that the strength of schedule has changed from those initial seasons on The Mesa. While Dutcher has already defeated three top 25 teams, Peterson counted among his first 30 victories San Diego Rowing Club, First National Bank (twice) and eight high schools.

Furthermore, Dutcher became the first Aztec head coach with a winning record when recording win number 30 since Tim Vezie was 30-25 (he started coaching the Aztecs in the 1974-75 season).

Two-time national coach of the year Steve Fisher, with Brian Dutcher serving as an assistant on that staff, was 30-43 at SDSU when he claimed his 30th victory with the Aztecs.

The chart at the right shows the fastest Aztec coaches to 30 wins.

SDSU COACHES RECORD AT 30 WINS

Rk.	Head Coach	1st Season	Record
1.	C.E. Peterson	1921-22	30-13
2.	Brian Dutcher ■	2017-18	30-16
3.	Morris Gross	1929-30	30-17-1
4.	Charlie Smith	1945-46	30-19
5.	George Ziegenfuss	1948-49	30-24

■ - indicates coached during the Division I era.

TOUGH AT HOME

- San Diego State has advanced to the NCAA tournament seven of the last nine seasons and has a NIT national semifinalist appearance as well during that span. One reason for the success is that the Aztecs have been a very tough out as Viejas Arena.
- Since the start of the 2009-10 campaign, San Diego State has the 10th-highest winning percentage in the country, amassing a 141-19 home record, winning 88.1 percent of its home games during that span. Here are a few tidbits on the recent home success.
- In its last 163 home games, San Diego State has compiled a 144-19 mark, including a 70-9 record against non-conference competition at Viejas.
- Since the start of the 2012-13 campaign, the Aztecs are 96-15 at home, including a 44-8 record in non-conference home contests during that stretch (42-6 against non-top 25 non-conference foes).
- The Aztecs are 36-7 in their last 43 non-conference home games.

LAST TIME OUT

San Diego State 71, Boise State 65

Feb. 16, 2019 ♦ San Diego, Calif. ♦ Viejas Arena ♦ Att.: 11,040

SAN DIEGO — Devin Watson paced San Diego State with 19 points, Jalen McDaniels added 18 and teammates Matt Mitchell and Nathan Mensah also scored in double figures as the Aztecs beat Boise State, 71-65, on Saturday.

SDSU (16-9, 8-4 Mountain West) won for the sixth time in its last seven outings and ran its home conference winning streak to 12 games in splitting the season series with the Broncos (11-15, 6-7). Boise State bolted to a 5-0 lead as it was clear the Aztecs were in for an uneven first half. They would take a one-point lead some five minutes in but then they went nearly five more minutes before converting another field goal.

SDSU, after a sluggish first half, went ahead 45-35 with 14 minutes remaining when Watson hit his second three-pointer in three minutes, with his two free throws separating his long-range shots. The Aztecs outscored the Broncos 14-2 over a four-minute span to enjoy their biggest cushion of the game.

Boise State was led by Justinian Jessop's 19 points. The Broncos mounted a few charges at the Aztecs, but SDSU countered them by handling the ball better and improving its aim.

Boise State pulled to within four points with 45 seconds to play on RJ Williams' put-back and then a free throw by Pat Dembley, who replaced an injured Williams. Jessop's three-pointer later sliced it to 68-65 before Watson's free throw helped seal the win.

San Diego State overcame a halftime deficit to win in a conference game for the first time this season. Overall, it was the third time SDSU has rallied from a deficit at intermission.

SDSU matched its season-long win streak for three games and has won six of its last seven games. The Aztecs have also won 12 consecutive Mountain West home games.

Senior guard Jeremy Hemsley moved into ninth place on the SDSU career scoring list with his seven points on Saturday (1,311).

NOTING THE BOISE STATE GAME

Team Notes

- San Diego State matches its season-long win streak of three games and has won six of its last seven games (6-1).
- San Diego State has won 12 consecutive Mountain West Conference home games.
- San Diego State has won its last six games it has faced a conference opponent which it lost to in the previous meeting.
- Nathan Mensah recorded his fourth double-digit scoring game (SDSU is 4-0 in those games).
- Jeremy Hemsley moved into ninth place on the SDSU career scoring list (1,311).
- San Diego State leads the all-time series with Boise State, 12-7.
- Since the start of the 2012-13 season, San Diego State is 52-7 in conference home games.
- San Diego State has won 10 straight games when leading with five minutes to play.

Game Notes

- San Diego State overcame a halftime deficit to win in a conference game for the first time this season. Overall, it was the third time SDSU has rallied from a deficit at intermission.
- In the first meeting between the teams, Boise State outrebounded San Diego State, 33-25.
- San Diego State is 12-1 when outrebounding its opponent this season. Tonight: SDSU owned a 43-25 edge.
- The Broncos shot 56.9 percent in the first meeting between the teams. Tonight, Boise shot 42.9 percent for the game and 39.4 percent in the second half.
- San Diego State's seven blocked shots tied a season high (7 vs. Brown, 12-29-18).

Player Notes

■ Devin Watson – game-high 19 points, 6 rebounds

Scored 16 of his 19 points after intermission... Was 3-for-6 from three-point range and is now 10 for his last 19 from three-point range (52.6 percent) during his last three games... Posted his 22nd double-digit scoring game this season and the 87th of his career... Led San Diego State in scoring for the 11th time this season and the 20th time in his career.

■ Jeremy Hemsley – 7 points, 6 assists, 5 rebounds, 2 blocked shots, 1 steal, 1 turnover

Hemsley moved into 9th place on the school's all-time scoring list, passing Steve Copp... Hemsley now has 1,311 points and needs 79 points to pass Bob Brady in eighth place... His six assists were the second-highest total of the season (career-high 9 vs. New Mexico, 1-15-19)...

■ Nathan Mensah – 10 points, team-high 8 rebounds, 4-6 FGs

- Reached double figures for the fourth time this season and the second time in three games... San Diego State is 4-0 when he reaches double figures... He played 22 minutes tonight and SDSU is 13-1 when he plays at least 18 minutes... Had a team-high eight rebounds marking the fourth time he has led the team in that category.

■ Jalen McDaniels – 18 points, 7 rebounds, game-high 3 steals

Reached double figures for a 14th straight game, extending his career long streak... From inside the arc, he was 9-of-16 from the field (56.3 percent).

■ Matt Mitchell – 13 points, 7 rebounds, 3 assists

Reached double figures for the 13th time this season and the 33rd time in his career... SDSU improves to 24-6 when he has multiple assists... His seven rebounds are a season high... As good as a three-point shooter as Mitchell is, he is now 1-14 from three-point range in his four career games against the Broncos.

PRESEASON MOUNTAIN WEST POLL

- San Diego State has been picked second in the annual Mountain West preseason media poll.
- The preseason favorite, according to the media that regularly cover the conference, is Nevada, which won the 2017-18 regular-season title. The Wolf Pack earned 207 points and 18 first-place votes to finish in front of SDSU, the reigning Mountain West tournament champions who garnered 188 points and one first-place tally.
- The Aztecs won the MW tournament crown a season ago when they beat New Mexico in the final. The Lobos' run to the championship game set them up for a third-place finish in this year's preseason poll. UNM picked up 153 points to finish ahead of fourth-place Boise State (139 points) and fifth-place Fresno State (138).
- UNLV (6th; 122 points), Wyoming (7th; 88) and Colorado State (8th; 80) were the next three teams to fall in line behind the Bulldogs with Utah State (9th; 78), Air Force (10th; 42) and San José State (11th; 19) rounding out the poll.
- SDSU has finished either first or second in the Mountain West preseason poll and received at least one first-place vote in each of the last five years. It is also the 10th time in 20 seasons the Aztecs have been picked first or second in the poll. All 10 times, additionally, have occurred in the last 14 years.
- Despite being considered the second-best team in the league, San Diego State did not have a player voted to the preseason all-conference team or as one of the of-the-year award winners (player, freshman, newcomer).
- The Aztecs are set to return three of their top four scorers from last season (Devin Watson, Matt Mitchell, Jalen McDaniels) and four of their top six (Watson, Mitchell, McDaniels, Jeremy Hemsley) off a 2017-18 team that went 22-11, won their Mountain West-high 11th conference title and advanced to the NCAA tournament for the seventh time in the last nine years.

SDSU BROADCAST ROSTER

Nevada at San Diego State | Steve Fisher Court at Viejas Arena | San Diego, Calif. | Feb. 20, 2019



0
DEVIN WATSON

Guard
6-1, 183, Senior-1L
Oceanside, Calif.
Univ. of San Francisco

PPG: 16.4 RPG: 3.0 APG: 4.4
FG%: 42.8 3FG: 40.0 FT%: 76.1



2
ADAM SEIKO

Guard
6-3, 195, Freshman-RS
Boston, Mass.
Sierra Canyon High (Calif.)

PPG: 2.8 RPG: 1.2 APG: 0.8
FG%: 42.1 3FG: 43.8 FT%: 76.9



3
AGUEK AROP

Forward
6-6, 220, Freshman-HS
Omaha, Neb.
Omaha South High

PPG: 3.2 RPG: 2.7 APG: 0.8
FG%: 46.6 3FG: 25.0 FT%: 72.7



4
MICHAEL SOHIKISH

Guard
5-9, 160, Senior-SQ
San Diego, Calif.
University City High

PPG: 0.4 RPG: 0.1 APG: 0.4
FG%: 1/6 3FG: 0/3 FT%: 2/2



5
JALEN MCDANIELS

Forward
6-10, 195, Sophomore-1L
Federal Way, Wash.
Federal Way High

PPG: 17.2 RPG: 8.6 APG: 2.3
FG%: 49.6 3FG: 33.3 FT%: 74.7



11
MATT MITCHELL

Forward
6-6, 230, Sophomore-1L
Riverside, Calif.
Roosevelt High

PPG: 10.5 RPG: 3.8 APG: 2.1
FG%: 42.6 3FG: 31.2 FT%: 76.7



20
JORDAN SCHAKEL

Guard
6-6, 200, Sophomore-1L
Torrance, Calif.
Bishop Montgomery High

PPG: 8.0 RPG: 3.7 APG: 1.2
FG%: 44.6 3FG: 41.9 FT%: 83.8



23
ED CHANG

Forward
6-8, 215, Freshman-HS
Papillion, Neb.
Garfield High (Wash.)

PPG: 1.5 RPG: 0.8 APG: 0.4
FG%: 35.7 3FG: 38.5 FT%: 2/2



24
NOLAN NARAIN

Forward
6-10, 230, Junior-2L
Hamilton, Ontario, Canada
La Lumiere School (Ind.)

PPG: 3.2 RPG: 2.5 APG: 0.6
FG%: 54.5 3FG: 30.0 FT%: 47.1



31
NATHAN MENSAH

Forward
6-10, 225, Freshman-HS
Labadi, Accra, Ghana
Findlay Prep (Nev.)

PPG: 5.5 RPG: 5.4 APG: 0.5
FG%: 58.0 3FG: 0/0 FT%: 72.0



35
JOEL MENSAH

Forward
6-10, 215, Freshman-HS
Korle Gonno, Accra, Ghana
JSerra Catholic High (Calif.)


PPG: 1.1 RPG: 0.9 APG: 0.0
FG%: 19.0 3FG: 0/0 FT%: 6/9



42
JEREMY HEMSLEY

Guard
6-3, 195, Senior-3L
Rancho Cucamonga, Calif.
Damien High

PPG: 9.3 RPG: 2.9 APG: 2.5
FG%: 43.0 3FG: 33.8 FT%: 67.1




HEAD COACH
BRIAN DUTCHER

- 2nd season as head coach
- 20th year at SDSU
- 1989 NCAA champion
- 3 NCAA title game appearances
- 17 NCAA tournament appearances
- 11-time Mountain West champion



ASSISTANT COACH
ROD PALMER



ASSISTANT COACH
DAVE VELASQUEZ



ASSISTANT COACH
JAY MORRIS



ASST. TO HEAD COACH
MARK FISHER

SDSU VS. NEVADA: MOUNTAIN WEST ERA

Team	Site/Date	FG-FGA	Pct	3P-3PA	Pct	FT-FTA	Pct	Off-Def	Tot	PF	AT	TO	BS	ST	1st-2nd	Pts
(rv/25) SDSU	A	31-57	.544	6-19	.316	10-16	.625	9-29	38	17	15	14	4	6	39-39	78
at Nevada	1/23/13	19-55	.345	5-21	.238	14-18	.778	8-21	29	15	12	14	2	7	38-19	57
at SDSU	H	32-55	.582	10-22	.455	14-19	.737	7-23	30	17	22	13	7	5	46-42	88
Nevada	2/23/13	25-54	.463	12-24	.500	13-21	.619	9-18	27	18	13	12	0	2	32-43	75
at (5/5) SDSU	N	25-48	.521	3-13	.231	20-26	.769	8-19	27	11	12	4	4	7	37-36	73
Nevada	2/8/14	21-49	.429	7-20	.350	9-13	.692	10-19	39	15	12	12	5	2	31-27	58
SDSU	A	24-54	.444	6-17	.353	11-16	.688	18-15	33	13	13	13	5	6	30-35	65
at Nevada	2/4/15	25-54	.463	4-8	.500	9-13	.692	14-14	28	16	10	10	3	9	28-35	63
at SDSU	H	27-62	.435	5-15	.333	8-13	.615	9-24	33	15	14	6	6	9	37-30	67
Nevada	3/7/15	13-44	.295	4-9	.444	13-17	.765	10-29	39	13	4	19	5	1	20-23	43
SDSU	A	15-52	.288	3-14	.214	24-32	.750	16-32	48	18	5	13	5	4	26-31	57
at Nevada	1/26/16	19-64	.297	5-25	.200	11-19	.579	17-25	42	23	10	10	5	6	33-21	54
SDSU	N	21-58	.362	4-17	.235	21-32	.656	11-25	36	18	7	11	4	11	34-33	67
vs. Nevada	3/11/16	18-53	.340	2-16	.125	17-22	.773	10-29	39	24	8	20	5	5	24-31	55
SDSU	A	26-67	.388	13-35	.371	4-6	.667	8-26	34	16	15	7	3	4	31-38	69
at Nevada	1/4/17	26-65	.400	9-28	.321	11-16	.688	14-32	46	12	14	8	6	3	35-37	72
at SDSU	H	30-62	.484	4-18	.222	6-11	.545	10-31	41	16	11	13	5	9	42-28	70
Nevada	2/12/17	20-67	.299	5-23	.217	11-17	.647	17-21	38	17	10	13	5	10	28-28	56
SDSU	A	21-62	.339	10-30	.333	6-10	.600	11-24	35	17	12	11	0	5	35-23	58
at (23/23) Nevada	2/18/18	28-60	.467	11-34	.324	16-20	.800	10-32	42	13	18	9	2	3	35-48	83
at SDSU	H	30-61	.492	7-18	.389	12-22	.545	12-25	37	16	19	9	4	4	36-43	79
(21/21) Nevada	3/3/18	29-59	.492	8-24	.333	8-12	.667	7-23	30	17	14	10	4	4	34-40	74
SDSU	N	28-54	.519	8-23	.348	26-34	.765	11-27	38	19	17	14	2	5	55-35	90
vs. (22/22) Nevada	3/9/18	27-68	.397	7-29	.241	12-17	.706	12-16	28	22	14	10	3	10	25-48	73

2018-19 SAN DIEGO STATE ALPHABETICAL ROSTER

No.	Name	Pos.	Ht.	Wt.	Yr.	Exp.	Most Recent Div. I Season			Hometown (High School/Previous School)
							PPG	RPG	APG	
3	Aguek Arop	F	6-6	220	Fr.	HS	--	--	--	Omaha, Neb. (Omaha South High)
23	Ed Chang	F	6-8	215	Fr.	HS	--	--	--	Papillion, Neb. (Garfield High (Wash.))
13	Caleb Giordano	G	6-3	190	So.	JC	--	--	--	La Mesa, Calif. (Great Oak High/San Diego Miramar College)
42	Jeremy Hemsley	G	6-3	195	Sr.	3L	7.3	1.7	2.1	Rancho Cucamonga, Calif. (Damien High)
5	Jalen McDaniels	F	6-10	195	So.	1L	10.5	7.5	0.9	Federal Way, Wash. (Federal Way High)
35	Joel Mensah	F	6-10	215	Fr.	HS	--	--	--	Accra, Ghana (JSerra Catholic High (Calif.))
31	Nathan Mensah	F	6-10	225	Fr.	HS	--	--	--	Accra, Ghana (Findlay Prep (Nev.))
11	Matt Mitchell	F	6-6	240	So.	1L	10.5	4.0	1.7	Riverside, Calif. (Roosevelt High)
24	Nolan Narain	F	6-10	225	Jr.	2L	4.7	2.0	0.3	Hamilton, Ontario, Canada (La Lumiere School (Ind.))
20	Jordan Schakel	G	6-6	200	So.	1L	3.2	2.1	0.6	Torrance, Calif. (Bishop Montgomery High)
2	Adam Seiko	G	6-3	195	Fr.	RS	--	--	--	Boston, Mass. (Sierra Canyon High (Calif.))
4	Michael Sohikish	G	5-9	160	Sr.	SQ	0.7	0.2	0.2	San Diego, Calif. (University City High)
0	Devin Watson	G	6-1	183	Sr.	1L	12.2	2.6	3.8	Oceanside, Calif. (El Camino High/San Francisco)

2018-19 SAN DIEGO STATE NUMERICAL ROSTER

No.	Name	Pos.	Ht.	Wt.	Yr.	Exp.	Most Recent Div. I Season			Hometown (High School/Previous School)
							PPG	RPG	APG	
0	Devin Watson	G	6-1	183	Sr.	1L	12.2	2.6	3.8	Oceanside, Calif. (El Camino High/San Francisco)
2	Adam Seiko	G	6-3	195	Fr.	RS	--	--	--	Boston, Mass. (Sierra Canyon High (Calif.))
3	Aguek Arop	F	6-6	220	Fr.	HS	--	--	--	Omaha, Neb. (Omaha South High)
4	Michael Sohikish	G	5-9	160	Sr.	SQ	0.7	0.2	0.2	San Diego, Calif. (University City High)
5	Jalen McDaniels	F	6-10	195	So.	1L	10.5	7.5	0.9	Federal Way, Wash. (Federal Way High)
11	Matt Mitchell	F	6-6	240	So.	1L	10.5	4.0	1.7	Riverside, Calif. (Roosevelt High)
13	Caleb Giordano	G	6-3	190	So.	JC	--	--	--	La Mesa, Calif. (Great Oak High/San Diego Miramar College)
20	Jordan Schakel	G	6-6	200	So.	1L	3.2	2.1	0.6	Torrance, Calif. (Bishop Montgomery High)
23	Ed Chang	F	6-8	215	Fr.	HS	--	--	--	Papillion, Neb. (Garfield High (Wash.))
24	Nolan Narain	F	6-10	225	Jr.	2L	4.7	2.0	0.3	Hamilton, Ontario, Canada (La Lumiere School (Ind.))
31	Nathan Mensah	F	6-10	225	Fr.	HS	--	--	--	Accra, Ghana (Findlay Prep (Nev.))
35	Joel Mensah	F	6-10	215	Fr.	HS	--	--	--	Accra, Ghana (JSerra Catholic High (Calif.))
42	Jeremy Hemsley	G	6-3	195	Sr.	3L	7.3	1.7	2.1	Rancho Cucamonga, Calif. (Damien High)

Head Coach:

Brian Dutcher (Minnesota, 1982), Second Season (20th Season Overall at SDSU)

Assistant Coaches:

Rod Palmer (UC Irvine, 1990), First Season

David Velasquez (San Diego State, 2007), Sixth Season (17th Season Overall at SDSU)

Jay Morris (Cal State Dominguez Hills, 2010), First Season

Assistant to the Head Coach:

Mark Fisher (Michigan, 2001), Sixth Season (17th Season Overall at SDSU)

Assistant A.D.-Director of Operations:

Matt Soria (San Diego State, 2002), 12th Season (19th Season Overall at SDSU)

Director of Player Development:

JD Pollock (Kennesaw State, 2009), Second Season

ELIGIBLE IN 2019-20

No.	Name	Pos.	Ht.	Wt.	Yr.	Exp.	Most Recent Div. I Season			Hometown (High School/Previous School)
							PPG	RPG	APG	
22	Malachi Flynn	G	6-2	180	Jr.	TR	15.8	3.4	4.3	Tacoma, Wash. (Bellarmine Prep/Washington State)

PRONUNCIATIONS

Aguek Arop

uh-GWUK uh-rope

Jordan Schakel

Jordan SHACK-kull

Malachi Flynn

MAL-uh-ky Flynn

Adam Seiko

Adam SAY-ko

Michael Sohikish

Michael so-HE-kish



BRIAN DUTCHER

Head Coach • 38-20 record as head coach at San Diego State and overall

2nd Season • 20th Season Overall at SDSU • Minnesota, 1982

Brian Dutcher, a long-time San Diego State men's basketball assistant coach, is entering his second season as head coach after a first year in which he led the Aztecs to their Mountain West-high 11th conference title and back to the NCAA tournament for the first time since 2015. Dutcher, who took over the helm of the program following Steve Fisher's retirement announcement on April 11, 2017, was on The Mesa for all of Fisher's 18 seasons. He held the title of associate head coach/head coach in waiting for six years and is the program's 15th head coach.

Over the course of his time at San Diego State, Dutcher helped the Aztecs reach the postseason 14 times, including nine trips to the NCAA tournament, win a conference-best 11 Mountain West titles and record 13 seasons of at least 20 victories.

Since 2008-09, Dutcher and SDSU twice advanced to the NCAA Sweet 16 (2011, 2014) and NIT semifinal round (2009, 2016), won at least 25 games seven times and captured eight MW championships (five regular season, three tournament).

Dutcher arrived at SDSU shortly after Fisher was hired on March 26, 1999. In his first year in "America's Finest City," the Aztecs won only five games, but improved upon their win total from the season before. After that, San Diego State posted a 14-14 record in 2000-01, before winning the 2002 MW Championship, earning an NCAA tournament bid and finishing with a 21-12 record. The 2002-03 campaign saw SDSU receive an NIT invitation, which culminated in the program's first Division I postseason victory.

After helping attract the first McDonald's All-American to the 2002-03 squad, Dutcher assisted in securing the signatures of future starters and all-league performers Brandon Heath and Marcus Slaughter. The duo started their first two seasons on The Mesa, leading to the 2005-06 season that produced the school's first Mountain West regular-season and tournament title sweep.

The Aztecs advanced to the NCAA tournament and ultimately won a then-school-record 24 games. That appearance led to a string of 10 consecutive postseason berths.

From the 2006-07 campaign through 2008-09, San Diego State registered 20 or more wins and went to three straight NITs. In 2009, the Aztecs advanced to the NIT semifinals and broke the previous school record with 26 victories.

The run to the NIT semifinals was a springboard to the most successful run in SDSU basketball history. Led by future NBA first-round draft pick and NBA champion Kawhi Leonard, the 2009-10 Aztecs won the MW Championship, advanced to the NCAA tournament and fell four points shy of moving on to the second round before finishing with a 25-9 record.

The NCAA experience from the 2009-10 squad proved fruitful in 2010-11 when it returned all five starters, including Leonard, and a freshman named Jamaal Franklin, who would turn out to be a future MW Player of the Year and NBA draft selection. With Dutcher on staff, SDSU won its first 20 games of the year, shared the MW regular-season title and captured the MW tournament crown. The Aztecs moved on to the NCAA tournament as a No. 2 seed and won the program's first Division I NCAA tournament game. San Diego State, which was ranked as high as No. 4 and received first-place votes at one point in the season, advanced to the Sweet 16 and fell to the eventual national champion, finishing with a school-record 34 wins, a mark that still stands today. The Aztecs' also found themselves in the final top-25 polls, ranking sixth in the AP and 11th in the USA Today Coaches Poll.

Five months after SDSU's record-setting 2010-11 campaign, the University elevated Dutcher from associate head coach to associate head coach/head coach in waiting.

In his first season with his new title, Dutcher and the Aztecs advanced to the 2011-12 NCAA tournament as an at-large team and recorded 26 wins. The next season, SDSU was again an at-large selection to the 2013 NCAA tournament, moved on to the round of 32 for the second time in three years and finished with 23 victories.

Another NCAA Sweet 16 run was in the cards in Dutcher's third season as the head coach in waiting. The Aztecs opened the season by winning 21 of their first 22 games, including 20 in a row at one point, and were led by seniors Xavier Thames, who would become an NBA draft pick, and Josh Davis. SDSU won the program's second outright Mountain West regular-season title and later swept through two games in Spokane, Washington, to secure its second Sweet 16 appearance in four seasons. San Diego State compiled 31 wins and finished the season ranked 13th in the AP and 12th in the Coaches after rising to as high as fifth nationally in both polls.

The 2014-15 campaign saw the Aztecs spend their fifth straight season in the top 25. In the process of winning 27 games, San Diego State grabbed its second straight MW regular-season crown and earned an at-large invitation to the NCAA tournament where they defeated St. John's in the round of 64. One season later, the Aztecs found themselves in the NIT after winning the MW by three games with a 16-2 record. Nevertheless, San Diego State won three games and qualified for the NIT national semifinals, eventually logging 28 victories.

Last season, SDSU won six consecutive games to end the regular season and all three in the MW tournament to capture the program's 11th league crown to return to the NCAA tournament. Despite the NCAA first-round exit, SDSU finished the campaign with a 22-11 record, with the 22 wins representing the most by a first-year Aztec men's basketball head coach and the second-most among first-year coaches last season.

Before Dutcher arrived at San Diego State, he served as assistant coach and later associate head coach at Michigan under Fisher. He spent 10 seasons on the Wolverine staff, establishing himself as one of the nation's top assistant coaches. His first year in Ann Arbor was 1989 and resulted in a national title for Michigan as he assisted then-interim head coach Fisher on the bench.

The Bloomington, Minn., native led UM's recruiting efforts in 1990-91 when the Wolverines inked Juwan Howard, Ray Jackson, Jimmy King, Jalen Rose and Chris Webber. The "Fab Five" is considered perhaps the best recruiting class in NCAA history. Dutcher helped lead that group to nearly 100 wins, two berths in the NCAA championship game and a regional final over a four-year period. He was also on the Michigan staff for an NIT championship (1997).

Dutcher's recruiting prowess, however, was demonstrated by more than just the "Fab Five" haul. Michigan had the nation's top-ranked recruiting class in 1993-94 and in 1994-95, with a group that included Maurice Taylor and Jerod Ward. The accomplishment marked the first time that a university had the nation's top class in consecutive years, according to recruiting analyst Bob Gibbons.

Dutcher was born Oct. 30, 1959, in Alpena, Mich. He attended Jefferson High School in Bloomington, Minn., and went on to earn a bachelor's degree in physical education from Minnesota in 1982. While an undergraduate, he worked for his father, then-Gopher head coach Jim Dutcher. He then spent one season in the prep ranks at Apple Valley (Minn.) High School before becoming a graduate assistant at Illinois, where he earned his master's degree in physical education and athletic administration.

While in Champaign, Dutcher helped Lou Henson lead the Illini to a Big Ten championship, two appearances in the Sweet 16 and one regional final.

Dutcher's first full-time coaching job came at South Dakota State, where he spent three seasons helping turn around the Division II program before departing in 1988 for Michigan.

His final season in Ann Arbor ended with the Wolverines claiming the first-ever Big Ten Tournament championship.

Brian Dutcher Year-By-Year (Division I Only)

Year	School (Position)	Overall		Conference		Postseason; Championships
		W-L	Pct.	W-L	Pct.	
1988-89	Michigan (AC)	30-7	.811	12-6	.667	NCAA Champions
1989-90	Michigan (AC)	23-8	.742	12-6	.667	NCAA 2nd Round
1990-91	Michigan (AC)	14-15	.483	7-11	.389	NIT 1st Round
1991-92	Michigan (AC)	25-9	.735	11-7	.611	NCAA Runner-Up
1992-93	Michigan (AC)	31-5	.861	15-3	.833	NCAA Runner-Up
1993-94	Michigan (AC)	24-8	.750	13-5	.722	NCAA Regional Finalist
1994-95	Michigan (AC)	17-14	.548	11-7	.611	NCAA 1st Round
1995-96	Michigan (AC)	20-12	.625	10-8	.556	NCAA 1st Round
1996-97	Michigan (AC)	24-11	.686	9-9	.500	NIT Champions
1997-98	Michigan (AC)	25-9	.735	11-5	.688	NCAA 2nd Round; Big 10 Tournament
10 Seasons at UM		233-98	.704	111-67	.624	8 NCAAAs, 10 Postseason Appearances

Year	School (Position)	Overall		Conference		Postseason; Championships
		W-L	Pct.	W-L	Pct.	
1999-00	SDSU (Asst. HC)	5-23	.179	0-14	.000	
2000-01	SDSU (Asst. HC)	14-14	.500	4-10	.286	
2001-02	SDSU (Asst. HC)	21-12	.636	7-7	.500	NCAA 1st round; MW Tournament
2002-03	SDSU (Asst. HC)	16-14	.533	6-8	.429	NIT second round
2003-04	SDSU (Asst. HC)	14-16	.467	5-9	.357	
2004-05	SDSU (Asst. HC)	11-18	.379	4-10	.286	
2005-06	SDSU (Asst. HC)	24-9	.727	13-3	.813	NCAA 1st Round; MW RS, Tournament
2006-07	SDSU (Asst. HC)	22-11	.667	10-6	.625	NIT 2nd Round
2007-08	SDSU (Asst. HC)	20-13	.606	9-7	.563	NIT 1st Round
2008-09	SDSU (Asst. HC)	26-10	.722	11-5	.688	NIT Semifinals
2009-10	SDSU (Asst. HC)	25-9	.735	11-5	.688	NCAA 1st Round; MW Tournament
2010-11	SDSU (Asst. HC)	34-3	.919	14-2	.875	NCAA Sweet 16; MW RS, Tournament
2011-12	SDSU (HCW)	26-8	.765	10-4	.714	NCAA 2nd Round; MW RS
2012-13	SDSU (HCW)	23-11	.676	9-7	.563	NCAA 3rd Round
2013-14	SDSU (HCW)	31-5	.861	16-2	.889	NCAA Sweet 16; MW RS
2014-15	SDSU (HCW)	27-9	.750	14-4	.778	NCAA 3rd Round; MW Co-RS
2015-16	SDSU (HCW)	28-10	.737	16-2	.889	NIT Semifinals; MW RS
2016-17	SDSU (HCW)	19-14	.576	9-9	.500	
2017-18	SDSU (HC)	22-11	.667	11-7	.611	NCAA; MW Tournament
2018-19	SDSU (HC)	16-9	.640	8-4	.667	
19 Seasons at SDSU		424-229	.649	187-124	.601	9 NCAAAs, 14 Postseason Appearances

29-Season Career Totals	Overall		Conference		Postseason
	W-L	Pct.	W-L	Pct.	
	657-327	.668	298-192	.608	17 NCAAAs, 24 Postseason Appearances

CAREER HIGHS

Points

Career 13 vs. CS Dominguez Hills (12-12-18)

Rebounds

Career 5 vs. CS Dominguez Hills (12-12-18)

Assists

Career 2 at Colorado State (2-12-19)
2 vs. Air Force (1-30-19)
2 vs. New Mexico (1-5-19)
2 vs. CS Dominguez Hills (12-12-18)
2 vs. Xavier (11-20-18)

Field Goals

Career 3 vs. CS Dominguez Hills (12-12-18)

Field Goals Attempted

Career 4 vs. CS Dominguez Hills (12-12-18)

Three-Point Field Goals

Career 3 vs. CS Dominguez Hills (12-12-18)

Three-Point FG Attempted

Career 4 vs. CS Dominguez Hills (12-12-18)

Free Throws

Career 4 vs. CS Dominguez Hills (12-12-18)

Free Throws Attempted

Career 4 vs. UNLV (1-26-19)
4 vs. CS Dominguez Hills (12-12-18)
4 vs. Jackson State (11-27-18)
4 vs. (1/1) Duke (11-19-18)

Steals

Career 3 vs. Jackson State (11-27-18)

Blocked Shots

Career 1 at New Mexico (2-5-19)
1 at San José State (2-2-19)

Minutes Played

Career 23 at Boise State (1-5-19)
23 vs. CS Dominguez Hills (12-12-18)



2 • ADAM SEIKO

GUARD • 6-3 • 195 • FRESHMAN - RS
BOSTON, MASS. (SIERRA CANYON HIGH (CALIF.))

Quick Hits

- Pronounced SAY-ko.
- Made his collegiate debut against Arkansas-Pine Bluff in the opener on Nov. 6, scoring two points in 11 minutes.
- Redshirted last season.
- Rated a three-star player by Rivals at the time of his signing.
- Averaged 10.4 points (.430 3FG), 3.2 rebounds, 2.0 assists and 1.6 steals as a senior, according to MaxPreps.
- Helped SCHS to a 27-3 record (7-0 Gold Coast League), a No. 5 state ranking and a No. 15 national ranking in 2016-17, according to MaxPreps.

Season Highlights

- Is 14-for-32 (.438) from three-point range this season and 2-for-6 (.333) on two-point field goals.
- Has played at least 10 minutes in 20 of the 24 games he has played this season.
- Scored his first career collegiate bucket - a runner in the lane - in his first career game against Arkansas-Pine Bluff, playing 11 minutes total off the bench.
- Scored 13 points (4.3 avg.) off the bench in the three games (most points off the bench for SDSU) at the Maui Jim Maui Invitational, going 3-for-5 (.600) from three-point range... Posted eight points (2-2 3PG, 2-4 FT) against No. 1/1 Duke.
- Recorded three steals against Jackson State after not recording one over his first 58 minutes this season across five games, while adding a career-high three rebounds.
- Had career highs of 13 points, five rebounds and 23 minutes against Cal State Dominguez Hills, connecting on 3 of his 4 of his three-point field goal attempts and all four of his free throws.

2018-19 GAME-BY-GAME STATISTICS

Opponent	GS	FG	3FG	FT	O-D-R	PF	TP	A	TO	B	S	MP
Arkansas-Pine Bluff	1-2	0-1	0-0	0-0-0	0	2	0	0	0	0	0	11
Texas Southern	0-2	0-0	0-0	1-0-1	2	0	1	1	0	0	0	10
vs. (1/1) Duke	2-2	2-2	2-4	0-0-0	1	8	0	0	0	0	0	11
vs. Xavier	0-1	0-1	0-0	1-0-1	0	0	2	0	0	0	0	10
vs. Iowa State	1-2	1-2	2-2	0-0-0	1	5	0	1	0	0	0	16
Jackson State	0-0	0-0	3-4	0-3-3	1	3	1	1	0	3	3	15
at Illinois State	0-0	0-0	0-0	0-0-0	2	0	0	0	0	0	0	4
San Diego	0-2	0-1	0-0	0-0-0	1	0	0	0	0	0	1	11
at California	0-0	0-0	2-2	0-1-1	2	2	0	0	0	0	0	7
Cal State Dominguez Hills	3-4	3-4	4-4	0-5-5	1	13	2	1	0	0	0	23
Brigham Young	0-1	0-1	2-2	0-1-1	0	2	0	0	0	0	0	8
Brown	Did Not Play-CD											
CSUN	2-3	1-2	0-0	0-1-1	0	5	1	0	0	0	1	18
at Boise State	0-1	0-1	0-0	0-0-0	0	0	1	1	0	0	0	23
Wyoming	1-2	1-2	2-2	0-0-0	3	5	0	0	0	0	0	17
at Air Force	1-1	1-1	0-2	0-2-2	0	3	0	0	0	0	0	20
New Mexico	0-2	0-2	0-0	0-1-1	1	0	2	1	0	1	0	8
at Fresno State	1-2	1-2	0-0	0-3-3	1	3	1	1	0	0	0	18
UNLV	1-1	1-1	3-4	0-2-2	1	6	1	1	0	0	0	13
Air Force	1-2	1-2	0-0	0-4-4	0	3	2	2	0	2	2	15
at San José State	0-4	0-3	0-0	0-0-0	2	0	1	0	0	0	0	21
at New Mexico	0-0	0-0	0-0	0-1-1	0	0	1	0	1	0	1	15
Utah State	1-2	1-2	0-0	0-1-1	2	3	1	0	0	0	0	13
at Colorado State	1-2	1-2	0-0	0-1-1	0	3	2	2	0	0	0	17
Boise State	0-0	0-0	0-0	0-0-0	0	0	0	1	0	0	0	13
Nevada												
at UNLV												
at Utah State												
San José State												
Fresno State												
at Nevada												

MISCELLANEOUS STATS / SAN DIEGO STATE RECORD

Category	2018-19 Season Games	SDSU W/L
Double-Figure Scoring	1	1-0
15-Point Games	0	0-0
Led SDSU in Scoring	0	0-0
Led SDSU in Rebounding	0	0-0
Led SDSU in Assists	0	0-0
Multiple Steals	2	2-0
One Turnover or Less	22	14-8
Consecutive Games	Current	Long
Consecutive Games Played	13	13
Scoring A Point	0	4
One Turnover or Less	1	18

► SEIKO CAREER STATISTICS

Year	G-GS	Min.-Avg.	FG-FGA	Pct.	3P-3PA	Pct.	FT-FTA	Pct.	OR	DR	Reb	Avg.	PF-D	AT	TO	BS	ST	Pts	Avg.
18-19	24-0	337-14.0	16-38	.421	14-32	.438	20-26	.769	2	26	28	1.2	21-0	19	13	1	7	66	2.8

CAREER HIGHS

Points

Career 11 vs. Brown (12-29-18)

Rebounds

Career 5 vs. Utah State (2-9-19)
5 vs. Brown (12-29-18)

Assists

Career 3 at Colorado State (2-12-19)

Field Goals

Career 4 vs. New Mexico (1-15-19)
4 vs. CS Dominguez Hills (12-12-18)

Field Goals Attempted

Career 8 vs. Brown (12-29-18)

Three-Point Field Goals

Career 1 vs. UNLV (1-26-19)
1 vs. New Mexico (1-15-19)
1 vs. Brown (12-29-18)

Three-Point FG Attempted

Career 2 vs. CSUN (1-1-19)

Free Throws

Career 4 vs. Brown (12-29-18)

Free Throws Attempted

Career 4 at Colorado State (2-12-19)
4 vs. Brown (12-29-18)
4 at Illinois State (12-1-18)

Steals

Career 4 at Colorado State (2-12-19)

Blocked Shots

Career 2 vs. Air Force (1-30-19)
2 vs. CSUN (1-1-19)

Minutes Played

Career 21 vs. Wyoming (1-8-19)



3 • AGUEK AROP

FORWARD • 6-6 • 220 • FRESHMAN - HS
OMAHA, NEB. (OMAHA SOUTH PREP)

Quick Hits

- Pronounced uh-GWUK uh-ROPE.
- Made his collegiate debut in the 2018-19 opener against Arkansas Pine-Bluff.
- Named the 2016 Nebraska Gatorade Player of the Year after leading Omaha South Prep to a Class A state title and 28-1 record.
- In 2016-17, led Nebraska's Class A in points (17.1) and rebounds (9.8).
- Spent 2017-18 at The Skill Factory, a prep school outside of Atlanta, Ga., helping this team to a 44-6 record, averaging 21 points, 12 rebounds and four assists.

Season Highlights

- Has 61 rebounds in just 291 minutes this season (8.4 rebounds per 40 minutes).
- Played nine minutes in the opener against Arkansas Pine-Bluff, his first career collegiate game.
- Had four rebounds and his first two points against Texas Southern before fouling out in 14 minutes.
- Grabbed four rebounds with his first career block and steal vs. No. 1/1 Duke at the Maui Jim Maui Invitational in eight minutes.
- Had four rebounds against Jackson State, while adding a career-high two assists.
- Had seven points and four rebounds in 12 minutes at Illinois State (entered the game with four points in 52 minutes of action on the season).
- Posted eight points in just 11 minutes against Cal State Dominguez Hills, making 4 of his 6 field goal attempts.
- Set a career high with 11 points in just 14 minutes against Brown after entering the game with 19 total points this season in 92 minutes... Also set a career high with five rebounds, while notching his second career steal.
- Had a career-high two blocks, to go along with two assists and a steal in 15 minutes vs. CSUN.
- Posted his second double-digit scoring of the season with 10 points (4-for-4 FG), four rebounds and two assists in just 13 minutes against Wyoming... All 10 of his points came in the first half.
- Had a productive game in 17 minutes off the bench vs. Air Force, recording eight points, four rebounds, two blocks (tied career high) and a steal.
- Came up with four points, four rebounds, a career-high four steals, three assists and a blocked shot at Colorado State.

2018-19 GAME-BY-GAME STATISTICS

Opponent	GS	FG	3FG	FT	O-D-R	PF	TP	A	TO	B	S	MP
Arkansas-Pine Bluff	0-0	0-0	0-0	1-1-2	1	0	0	0	0	0	0	9
Texas Southern	1-1	0-0	0-0	1-3-4	5	2	0	3	0	0	0	14
vs. Duke	1-3	0-1	0-0	0-4-4	1	2	0	0	1	1	8	
vs. Xavier	Did Not Play-CD											
vs. Iowa State	0-1	0-0	0-0	0-1-1	1	0	1	0	0	0	0	8
Jackson State	0-1	0-1	0-0	0-4-4	1	0	2	1	1	0	0	13
at Illinois State	2-4	0-0	3-4	4-0-4	1	7	0	1	0	0	0	12
San Diego	0-2	0-1	0-0	1-1-2	1	0	1	1	0	0	0	16
at California	0-0	0-0	0-0	0-0-0	0	0	0	0	0	0	0	1
Cal State Dominguez Hills	4-6	0-0	0-0	1-2-3	2	8	0	2	0	0	0	11
Brigham Young	Did Not Play-Flu											
Brown	3-8	1-1	4-4	3-2-5	2	11	0	1	0	1	1	14
CSUN	0-2	0-2	0-0	1-1-2	2	0	2	1	2	1	15	
at Boise State	0-2	0-1	0-0	0-1-1	1	0	1	0	0	0	0	14
Wyoming	1-2	0-0	0-0	1-2-3	2	2	2	1	0	1	0	21
at Air Force	1-2	0-0	1-1	1-0-1	4	3	0	0	0	0	0	11
New Mexico	4-4	1-1	1-2	3-1-4	1	10	2	2	0	1	13	
at Fresno State	0-1	0-0	0-0	0-0-0	2	0	1	2	0	0	0	10
UNLV	2-2	1-1	0-1	1-1-2	2	5	1	2	1	0	11	
Air Force	3-4	0-0	2-3	3-1-4	0	8	0	2	2	1	0	17
at San José State	1-2	0-1	0-0	0-1-1	0	2	0	0	1	0	7	
at New Mexico	1-3	0-1	3-3	0-1-1	2	5	0	0	0	1	9	
Utah State	0-1	0-0	0-0	2-3-5	0	0	2	0	0	0	0	20
at Colorado State	1-4	0-1	2-4	1-3-4	1	4	3	1	1	4	4	
Boise State	2-3	0-0	0-0	2-2-4	3	4	0	1	1	0	17	
Nevada												
at UNLV												
at Utah State												
San José State												
Fresno State												
at Nevada												

MISCELLANEOUS STATS / SAN DIEGO STATE RECORD

Category	2018-19 Season Games	SDSU W/L
Double-Figure Scoring	2	1-1
Double-Doubles	0	0-0
10-Rebounding Games	0	0-0
Led SDSU in Scoring	0	0-0
Led SDSU in Rebounding	0	0-0
Led SDSU in Assists	1	1-0
Multiple Steals	1	1-0
One Turnover or Less	16	8-8
Consecutive Games	Current	Long
Consecutive Games Played	14	14
Without Fouling Out	21	21
Scoring A Point	2	4
One Turnover or Less	5	6

▶ AROP CAREER STATISTICS

Year	G-GS	Min.-Avg.	FG-FGA	Pct.	3P-3PA	Pct.	FT-FTA	Pct.	OR	DR	Reb	Avg.	PF-D	AT	TO	BS	ST	Pts	Avg.
18-19	23-0	291-12.7	27-58	.466	3-12	.250	16-22	.727	26	35	61	2.7	35-1	18	21	10	11	73	3.2

SEASON / CAREER HIGHS

Points

Season	2 vs. Wyoming (1-8-19)
	2 vs. CS Dominguez Hills (12-12-18)
Career	4 vs. SD Christian (11-10-17)

Rebounds

Season	1 vs. CS Dominguez Hills (12-12-18)
Career	1 vs. CS Dominguez Hills (12-12-18)
	1 vs. Eastern Illinois (11-20-17)
	1 vs. SD Christian (11-10-17)

Assists

Season	2 vs. CS Dominguez Hills (12-12-18)
Career	2 vs. CS Dominguez Hills (12-12-18)

Field Goals

Season	1 vs. Wyoming (1-8-19)
Career	1 vs. Wyoming (1-8-19)
	1 vs. San José State (1-9-18)
	1 vs. SD Christian (11-10-17)

Field Goals Attempted

Season	3 vs. Wyoming (1-8-19)
Career	3 vs. Wyoming (1-8-19)

Three-Point Field Goals

Season	
Career	

Three-Point FG Attempted

Season	1 vs. Wyoming (1-8-19)
	1 vs. Texas Southern (11-14-18)
Career	2 vs. Colorado State (1-24-18)

Free Throws

Season	2 vs. CS Dominguez Hills (12-12-18)
Career	2 vs. CS Dominguez Hills (12-12-18)
	2 vs. SD Christian (11-10-17)

Free Throws Attempted

Season	2 vs. CS Dominguez Hills (12-12-18)
Career	2 vs. CS Dominguez Hills (12-12-18)
	2 vs. Bradley (12-3-17)
	2 vs. SD Christian (11-10-17)

Steals

Season	1 vs. CS Dominguez Hills (12-12-18)
	1 vs. (1/1) Duke (11-19-18)
Career	1 vs. CS Dominguez Hills (12-12-18)
	1 vs. (1/1) Duke (11-19-18)
	1 vs. San José State (1-9-18)
	1 vs. Sacramento State (11-23-17)

Blocked Shots

Season	
Career	

Minutes Played

Season	7 vs. CS Dominguez Hills (12-12-18)
Career	7 vs. CS Dominguez Hills (12-12-18)



4 • MICHAEL SOHIKISH

GUARD • 5-9 • 160 • SENIOR - SQ
SAN DIEGO, CALIF. (UNIVERSITY CITY HIGH)

Quick Hits

- Pronounced so-HE-kish.
- Former team manager.
- Played in 11 games last season and in 20 for his career (nine this season).
- Has just three turnovers in 56 career minutes of action.
- Named team co-captain for the Centurions and was a San Diego Union-Tribune All-Academic Team selection in 2013 and 2014.
- Led University City in scoring his final two seasons.
- During his senior season in 2014, he helped the Centurions to a 15-12 record, which was a seven-win improvement over the year before, while averaging 13.6 points, 5.6 assists and 2.1 steals.

Season Highlights

- Has played in nine of the team's 25 games, including each of the first three contests.
- Had a steal in one minute of action vs. No. 1/1 Duke at the Maui Jim Maui Invitational.
- Recorded an assist in three minutes vs. Jackson State.
- Had two points and a career-high two assists against Cal State Dominguez.
- Had two points and an assist in just three minutes late vs. Wyoming.

2018-19 GAME-BY-GAME STATISTICS

Opponent	GS	FG	3FG	FT	O-D-R	PF	TP	A	TO	B	S	MP
Arkansas-Pine Bluff	0-0	0-0	0-0	0-0-0	0	0	0	0	0	0	0	2
Texas Southern	0-2	0-1	0-0	0-0-0	0	0	0	0	0	0	0	3
vs. Duke	0-0	0-0	0-0	0-0-0	0	0	0	0	0	0	1	1
vs. Xavier	Did Not Play-CD											
vs. Iowa State	Did Not Play-CD											
Jackson State	0-0	0-0	0-0	0-0-0	0	0	1	1	0	0	0	3
at Illinois State	Did Not Play-CD											
San Diego	Did Not Play-CD											
at California	Did Not Play-CD											
Cal State Dominguez Hills	0-0	0-0	2-2	0-1-1	4	2	2	0	0	1	1	7
Brigham Young	Did Not Play-CD											
Brown	0-0	0-0	0-0	0-0-0	0	0	0	0	0	0	0	6
CSUN	Did Not Play-CD											
at Boise State	Did Not Play-CD											
Wyoming	1-3	0-1	0-0	0-0-0	0	2	1	0	0	0	0	3
at Air Force	Did Not Play-CD											
New Mexico	0-0	0-0	0-0	0-0-0	0	0	0	0	0	0	0	2
at Fresno State	Did Not Play-CD											
UNLV	Did Not Play-CD											
Air Force	0-1	0-1	0-0	0-0-0	0	0	0	0	0	0	0	2
at San José State	Did Not Play-CD											
at New Mexico	Did Not Play-CD											
Utah State	Did Not Play-CD											
at Colorado State	Did Not Play-CD											
Boise State												
Nevada												
at UNLV												
at Utah State												
San José State												
Fresno State												
at Nevada												

MISCELLANEOUS STATS / SAN DIEGO STATE RECORD

Category	2018-19 Season		Career	
	Games	SDSU W/L	Games	SDSU W/L
Double-Figure Scoring	0	0-0	0	0-0
Led SDSU in Scoring	0	0-0	0	0-0
Led SDSU in Rebounding	0	0-0	0	0-0
Led SDSU in Assists	0	0-0	0	0-0
Multiple Steals	0	0-0	0	0-0
One Turnover or Less	9	7-2	20	17-3
Consecutive Games	Current	Long		
Consecutive Games Played	0	5		
Without Fouling Out	20	20		
Scoring A Point	0	1		
One Turnover or Less	20	20		

► SOHIKISH CAREER STATISTICS

Year	G-GS	Min.-Avg.	FG-FGA	Pct.	3P-3PA	Pct.	FT-FTA	Pct.	OR	DR	Reb	Avg.	PF-D	AT	TO	BS	ST	Pts	Avg.
17-18	11-0	27-2.5	3-9	.333	0-4	.000	2-4	.500	0	2	2	0.2	3-0	2	2	0	2	8	0.7
18-19	9-0	29-3.2	1-6	.167	0-3	.000	2-2	1.000	0	1	1	0.1	4-0	4	1	0	2	4	0.4
Totals	20-0	56-2.8	4-15	.267	0-7	.000	4-6	.667	0	3	3	0.2	7-0	6	3	0	4	12	0.6

SEASON / CAREER HIGHS

Points

Season 22 vs. Brigham Young (12-22-18)
 Career 31 vs. Eastern Illinois (11-20-17)

Rebounds

Season 7 vs. Boise State (2-16-19)
 Career 9 vs. Washington State (11-26-17)

Assists

Season 9 vs. New Mexico (1-15-19)
 Career 9 vs. New Mexico (1-15-19)

Field Goals

Season 9 vs. Brigham Young (12-22-18)
 Career 10 vs. Eastern Illinois (11-20-17)

Field Goals Attempted

Season 14 vs. Texas Southern (11-14-18)
 Career 14 vs. Texas Southern (11-14-18)
 14 vs. Eastern Illinois (11-20-17)

Three-Point Field Goals

Season 4 vs. Wyoming (1-8-19)
 Career 7 vs. Eastern Illinois (11-20-17)

Three-Point FG Attempted

Season 6 vs. CS Dominguez Hills (12-12-18)
 6 vs. Jackson State (11-27-18)
 Career 11 vs. Eastern Illinois (11-20-17)

Free Throws

Season 8 vs. San Diego (12-5-18)
 Career 8 vs. San Diego (12-5-18)

Free Throws Attempted

Season 10 vs. San Diego (12-5-18)
 Career 10 vs. San Diego (12-5-18)

Steals

Season 2 vs. Utah State (2-9-19)
 2 at New Mexico (2-5-19)
 2 at San José State (2-2-19)
 2 vs. UNLV (1-26-19)
 2 vs. CSUN (1-1-19)
 Career 3 vs. Nevada (3-9-18)
 3 vs. Boise State (2-27-18)
 3 vs. UNLV (2-17-18)
 3 vs. Eastern Illinois (11-20-17)

Blocked Shots

Season 1 vs. Boise State (2-16-19)
 1 vs. UNLV (1-26-19)
 1 vs. Jackson State (11-27-18)
 1 vs. Xavier (11-20-18)
 Career 3 vs. Air Force (2-3-18)

Minutes Played

Season 36 vs. Brigham Young (12-22-18)
 Career 36 vs. Brigham Young (12-22-18)
 36 vs. Gonzaga (12-21-17)



11 • MATT MITCHELL

FORWARD • 6-6 • 240 • SOPHOMORE - 1L
 RIVERSIDE, CALIF. (ROOSEVELT HIGH)

Quick Hits

- Started 32 games as a true freshman, including 31 straight to end the year.
- Tied Devin Watson for the team lead in three-point field goals (49) last season.
- Last 34 games: 124-276 FG (44.9 percent).
- Has made 160 of his last 350 field-goal attempts (45.7 percent) over his last 41 games and 101-for-183 from two-point range (55.2 percent).
- Made at least one three-point field goal in 40 of his last 55 games.
- Entered the Eastern Illinois game (Nov. 20, 2017) having made just two of his first 18 shots (0-10 3FG) on the season before going for 31 points (10-14 FG, 7-11 3FG) in 29 minutes.

Season Highlights

- Has reached double digits in scoring in 13 of the team's 25 games this season and at least nine points in 15 of 25 games.
- Has four 20-point games on the season (SDSU is 4-0) and six for his career (6-0).
- Has at least one three-pointer in 16 of 25 games this year and multiple three-pointers in seven games.
- Had 10 points, five rebounds and four assists in the opener against Arkansas Pine-Bluff, knocking down a pair of three-pointers.
- Led the team in scoring with 21 points, five rebounds and three assists vs. Texas Southern in just 22 minutes.
- Averaged 11.3 points per game while making 13 of 14 free-throws (.929) at the Maui Jim Maui Invitational... Led the team with 14 points, while adding six rebounds, against Iowa State in the fifth-place game.
- Had a game-high-tying 15 points with six rebounds and three assists vs. Jackson State, making 3 of 6 three-pointers.
- Scored 13 points against San Diego, buoyed by an 8-for-10 outing from the free-throw line... Both the eight made free-throws and 10 attempts were career highs.
- Had a game-high 20 points vs. Cal State Dominguez Hills, going 8-for-13 from the field (3-for-6 from three-point range), in just 23 minutes of action.
- Followed with 22 points against Brigham Young, making 9 of 12 shots from the floor, including 3 of 4 three-point attempts... Recorded his second straight 20-point game for the first time of his career.
- Recorded 20 points, six rebounds, three assists and a steal vs. Wyoming, knocking down all four of his three-point attempts... **Became the only Aztec since at least 1996-97 to post at least 20 points, six rebounds, three assists and make all of his three-point attempts (min. 4) in the same game.**
- Had a career-high nine assists, while adding five points and five rebounds, vs. New Mexico.
- Came up with 11 points, five rebounds, three assists, two steals and a block vs. UNLV after recording just 14 points over his previous three games.
- Had 13 points and a season-high seven rebounds against Boise State.

2018-19 GAME-BY-GAME STATISTICS

Opponent	GS	FG	3FG	FT	O-D-R	PF	TP	A	TO	B	S	MP
Arkansas-Pine Bluff	*	3-9	2-5	2-2	1-4-5	1	10	4	4	0	1	29
Texas Southern	*	7-14	1-5	6-9	0-5-5	1	21	3	1	0	1	22
vs. Duke	*	3-9	0-4	5-6	1-2-3	4	11	0	2	0	1	27
vs. Xavier	*	3-5	1-3	2-2	0-1-1	3	9	1	1	1	0	15
vs. Iowa State	*	3-7	2-4	6-6	1-5-6	2	14	0	1	0	1	28
Jackson State	*	5-10	3-6	2-2	2-4-6	0	15	3	1	1	1	25
at Illinois State	*	3-9	0-4	3-7	1-1-2	4	9	1	2	0	1	20
San Diego	*	2-4	1-1	8-10	1-3-4	5	13	3	1	0	0	35
at California	*	3-9	1-4	0-0	1-3-4	4	7	3	3	0	0	23
Cal State Dominguez Hills	*	8-13	3-6	1-2	1-3-4	2	20	2	0	0	0	23
Brigham Young	*	9-12	3-4	1-3	0-2-2	2	22	2	0	0	0	36
Brown	*	3-8	0-3	2-4	0-1-1	2	8	1	3	0	0	27
CSUN	*	2-7	0-2	2-2	1-4-5	4	6	2	2	0	2	17
at Boise State	*	3-5	0-1	0-0	0-2-2	5	6	1	2	0	0	13
Wyoming	*	7-11	4-4	2-2	0-6-6	5	20	3	2	0	1	26
at Air Force	*	2-7	0-2	1-1	0-2-2	1	5	1	3	0	1	32
New Mexico	*	2-6	1-4	0-0	0-5-5	3	5	9	3	0	0	30
at Fresno State	*	2-8	0-5	0-0	0-4-4	2	4	0	1	0	0	34
UNLV	*	4-8	0-2	3-4	2-3-5	4	11	3	3	1	2	33
Air Force	*	4-9	3-6	0-0	0-3-3	3	11	1	2	0	1	27
at San José State	*	1-6	1-5	2-2	0-3-3	3	5	3	2	0	2	29
at New Mexico	*	2-7	1-2	0-0	0-2-2	3	5	1	2	0	2	17
Utah State	*	4-11	1-4	1-1	1-3-4	3	10	2	3	0	2	25
at Colorado State	*	1-4	0-2	1-2	0-4-4	1	3	1	2	0	0	27
Boise State	*	3-11	1-5	6-6	2-5-7	2	13	3	1	1	1	32
Nevada												
at UNLV												
at Utah State												
San José State												
Fresno State												
at Nevada												

MISCELLANEOUS STATS / SAN DIEGO STATE RECORD

Category	2018-19 Season		Career	
	Games	SDSU W/L	Games	SDSU W/L
Double-Figure Scoring	13	10-3	33	22-11
15-Point Games	5	5-0	11	10-1
20-Point Games	4	4-0	6	6-0
Led SDSU in Scoring	4	3-1	10	7-3
Led SDSU in Rebounding	0	0-0	3	1-2
Led SDSU in Assists	2	1-1	5	2-3
Multiple Steals	5	4-1	15	13-2
One Turnover or Less	7	5-2	17	11-6
Consecutive Games	Current	Long		
Double-Figure Scoring	1	5		
Consecutive Games Played	58	58		
Without Fouling Out	10	14		
With A Steal	1	9		
One Turnover or Less	1	3		

► MITCHELL CAREER STATISTICS

Year	G-GS	Min.-Avg.	FG-FGA	Pct.	3P-3PA	Pct.	FT-FTA	Pct.	OR	DR	Reb	Avg.	PF-D	AT	TO	BS	ST	Pts	Avg.
17-18	33-32	874-26.5	116-258	.450	49-137	.358	65-85	.765	24	107	131	4.0	82-3	57	66	8	36	346	10.5
18-19	25-25	652-26.1	89-209	.426	29-93	.312	56-73	.767	15	80	95	3.8	69-3	53	47	4	20	263	10.5
Totals	58-57	1,526-26.3	205-467	.439	78-230	.339	121-158	.766	39	187	226	3.9	151-6	110	113	12	56	609	10.5

SEASON / CAREER HIGHS

Points

Season 16 vs. Texas Southern (11-14-18)
Career 16 vs. Texas Southern (11-14-18)

Rebounds

Season 8 vs. Brigham Young (12-22-18)
Career 8 vs. Brigham Young (12-22-18)

Assists

Season 3 vs. CSUN (1-1-19)
Career 3 vs. CSUN (1-1-19)

Field Goals

Season 5 vs. Jackson State (11-27-18)
5 vs. Xavier (11-20-18)
Career 5 vs. Jackson State (11-27-18)
5 vs. Xavier (11-20-18)
5 vs. Wyoming (2-14-18)

Field Goals Attempted

Season 7 vs. New Mexico (1-15-19)
7 vs. Wyoming (1-8-19)
7 vs. Brigham Young (12-22-18)
7 vs. CS Dominguez Hills (12-12-18)
7 vs. Xavier (11-20-18)
Career 7 vs. New Mexico (1-15-19)
7 vs. Wyoming (1-8-19)
7 vs. CS Dominguez Hills (12-12-18)
7 vs. Xavier (11-20-18)
7 vs. San José State (1-9-18)
7 vs. Sacramento State (11-23-17)

Three-Point Field Goals

Season 4 vs. Brigham Young (12-22-18)
4 at California (12-8-18)
Career 4 vs. Brigham Young (12-22-18)
4 at California (12-8-18)
4 vs. Wyoming (2-14-18)

Three-Point FG Attempted

Season 6 vs. Brigham Young (12-22-18)
Career 6 vs. Brigham Young (12-22-18)

Free Throws

Season 7 vs. Texas Southern (11-14-18)
Career 7 vs. Texas Southern (11-14-18)

Free Throws Attempted

Season 7 vs. Texas Southern (11-14-18)
Career 7 vs. Texas Southern (11-14-18)

Steals

Season 4 vs. Jackson State (11-27-18)
Career 4 vs. Jackson State (11-27-18)

Blocked Shots

Season 1 at New Mexico (2-5-19)
1 vs. Brown (12-29-18)
1 vs. Texas Southern (11-14-18)
Career 1 at New Mexico (2-5-19)
1 vs. Brown (12-29-18)
1 vs. Texas Southern (11-14-18)
1 at New Mexico (1-20-18)
1 at Wyoming (12-27-17)
1 vs. McNeese (11-17-17)

Minutes Played

Season 37 at California (12-8-18)
Career 37 at California (12-8-18)



20 • JORDAN SCHAKEL

GUARD • 6-6 • 200 • SOPHOMORE - 11
TORRANCE, CALIF. (BISHOP MONTGOMERY HIGH)

Big Notes

- Among active DI players, ranks 9th in fewest turnovers per 40 minutes (0.87, min. 921 minutes) (through Feb. 13).
- Has 152 points this season (in 19 games), 46 points more than he accumulated during his entire freshman season (33 games).
- Made his first 16 free-throw attempts on the season and has made 31 of 37 overall (.838).

San Diego State Career Rankings (top 25)

- 10th in three-point field goal percentage (.382), 10th in free-throw percentage (.786)

San Diego State Season Rankings (top 25)

- 12th in three-point field goal percentage (.419)

Quick Hits

- One of four players to see action in all 33 games last season.
- Made 27 three-pointers in 33 games last season.
- Has just 20 turnovers in 921 minutes for his career (0.87 turnovers per 40 minutes).
- Had one turnover or less in 36 straight games (584 minutes), before committing two vs. Brigham Young on Dec. 22, 2018.
- Out of 52 career games, he has committed more than one turnover just twice (both were two turnovers apiece).

Season Highlights

- Has seven double-figure scoring outings in 19 SDSU games this year after recording just one last season in 33 games.
- Earned his first career start in the opener against Arkansas-Pine Bluff, recording seven points, five rebounds, two assists and a steal in a then career-high 28 minutes, going 4-for-4 from the free-throw line.
- Followed with a career-high 16 points and seven rebounds in 25 minutes against Texas Southern... Became just the second Aztec to record at least 3 three-pointers, 7 rebounds and a perfect outing from the free-throw line (7-for-7) since the 1996-97 season (also Jamaal Franklin on March 16, 2012 vs. North Carolina State in the NCAA Tournament).
- Averaged 8.7 points and 3.3 rebounds per game at the Maui Jim Maui Invitational, making 6-of-14 three-pointers (.429)... His best game was against Xavier, when he scored 13 points to go along with five rebounds, going 5-for-7 from the field and 3-for-5 from three-point range.
- Came up with 15 points (5-for-6 FG, 2-for-3 3FG, 3-for-4 FT) and a career-high four steals against Jackson State (had two steals entering the game in his first 132 minutes of the season)... Missed his final free-throw attempt after making his first three, snapping his streak of 16 straight makes to start the season.
- Pumped in 14 points at California, going 4-for-5 from three-point range.
- Had 12 points and a career-high eight rebounds against Brigham Young, making 4 of 6 three-point attempts ... Led the team in rebounding for the second time of his career (out of 44 career games)... Committed a season-high two turnovers, snapping his streak of games with one turnover or less at 37 games.
- Came up with 14 points, seven rebounds, two assists and a steal vs. Wyoming.
- Came off the bench for the first time of the season against New Mexico and responded with 10 points, all in the second half, in just 15 minutes.
- Only played six minutes at Fresno State because of a sprained ankle.
- Subsequently missed the following game against UNLV with the injury, the first missed game of his career... Had played each of the first 51 games of his career prior to the injury.
- Also missed the next two games with Air Force and at San José State.
- Returned to play at New Mexico on Feb. 5 (first game since Jan. 22), scoring two points with a blocked shot and a steal in 18 minutes off the bench.
- Missed the next three games (vs. Utah State, at Colorado State and vs. Boise State) because of an Achilles injury.

2018-19 GAME-BY-GAME STATISTICS

Opponent	GS	FG	3FG	FT	O-D-R	PF	TP	A	TO	B	S	MP
Arkansas-Pine Bluff	*	1-6	1-4	4-4	1-4-5	1	7	2	1	0	1	28
Texas Southern	*	3-4	3-3	7-7	2-5-7	3	16	0	0	1	1	25
vs. Duke	*	1-5	1-4	2-2	2-2-4	4	5	1	1	0	0	26
vs. Xavier	*	5-7	3-5	0-0	0-5-5	5	13	1	1	0	0	31
vs. Iowa State	*	3-6	2-5	4-6	0-1-1	4	8	2	1	0	0	22
Jackson State	*	5-6	2-3	3-4	1-1-2	3	15	1	1	0	4	26
at Illinois State	*	1-3	1-2	0-0	0-7-7	5	3	0	0	0	0	25
San Diego	*	0-3	0-2	2-2	1-3-4	5	2	1	0	0	0	14
at California	*	4-6	4-5	2-2	0-2-2	4	14	1	1	0	0	37
Cal State Dominguez Hills	*	3-7	1-4	0-0	1-6-7	4	7	2	1	0	0	21
Brigham Young	*	4-7	4-6	0-0	3-5-8	2	12	2	2	0	1	35
Brown	*	2-5	2-4	3-4	0-3-3	1	9	2	1	1	2	28
CSUN	*	1-6	1-6	0-0	2-2-4	2	3	3	0	0	1	25
at Boise State	*	2-6	1-5	3-4	1-1-2	5	8	2	0	0	1	20
Wyoming	*	4-7	2-5	4-6	0-7-7	4	14	2	1	0	1	32
at Air Force	*	1-7	1-5	1-2	1-2-3	2	4	0	0	0	3	32
New Mexico	*	4-7	2-4	0-0	0-0-0	2	10	1	0	0	1	15
at Fresno State	*	0-2	0-2	0-0	0-0-0	2	0	0	0	0	0	6
UNLV		Did Not Play-Injury										
Air Force		Did Not Play-Injury										
at San José State		Did Not Play-Injury										
at New Mexico		1-1	0-0	0-0	0-0-0	3	2	0	0	1	1	18
Utah State		Did Not Play-Injury										
at Colorado State		Did Not Play-Injury										
Boise State		Did Not Play-Injury										
Nevada												
at UNLV												
at Utah State												
San José State												
Fresno State												
at Nevada												

MISCELLANEOUS STATS / SAN DIEGO STATE RECORD

Category	2018-19 Season		Career	
	Games	SDSU W/L	Games	SDSU W/L
Double-Figure Scoring	7	6-1	8	7-1
15-Point Games	2	2-0	2	2-0
Led SDSU in Scoring	1	1-0	1	1-0
Led SDSU in Rebounding	2	2-0	2	2-0
Led SDSU in Assists	1	0-1	1	0-1
Multiple Three-Pointers	9	6-3	17	11-6
One Turnover or Less	16	8-8	48	30-18
Consecutive Games	Current	Long		
Consecutive Games Played	0	51		
Without Fouling Out	5	18		
Scoring A Point	1	20		
At Least One Three-Pointer	0	9		
One Turnover or Less	8	36		

► SCHAKEL CAREER STATISTICS

Year	G-GS	Min.-Avg.	FG-FGA	Pct.	3P-3PA	Pct.	FT-FTA	Pct.	OR	DR	Reb	Avg.	PF-D	AT	TO	BS	ST	Pts	Avg.
17-18	33-0	455-13.8	33-100	.330	27-78	.346	13-19	.684	18	50	68	2.1	66-1	19	9	3	12	106	3.2
18-19	19-16	466-24.5	45-101	.446	31-74	.419	31-37	.838	15	56	71	3.7	61-4	23	11	3	17	152	8.0
Totals	52-16	921-17.7	78-201	.388	58-152	.382	44-56	.786	33	106	139	2.7	127-5	42	20	6	29	258	5.0

CAREER HIGHS

Points

Season
Career 30 vs. Colorado (2-15-18)

Rebounds

Season
Career 9 vs. Montana State (11-11-16)

Assists

Season
Career 11 vs. Arizona (1-31-18)

Field Goals

Season
Career 11 vs. Colorado (2-15-18)
11 vs. Utah Valley (11-30-16)

Field Goals Attempted

Season
Career 21 vs. Stanford (1-11-18)
21 vs. Texas Southern (11-12-17)

Three-Point Field Goals

Season
Career 7 vs. Stanford (1-11-18)

Three-Point FG Attempted

Season
Career 15 vs. Stanford (1-11-18)

Free Throws

Season
Career 7 vs. Oregon (3-1-18)
7 vs. Texas Southern (11-12-17)

Free Throws Attempted

Season
Career 10 vs. Texas Southern (11-12-17)

Steals


Season
Career 4 vs. Oregon (3-1-18)

Blocked Shots

Season
Career 1 vs. IUPUI (12-16-17)
1 at Idaho (12-6-17)
1 vs. San José State (11-27-16)

Minutes Played

Season
Career 42 vs. Oregon (3-7-18)



22 • MALACHI FLYNN

GUARD • 6-2 • 180 • JUNIOR - TR
TACOMA, WASH. (BELLARMINE PREP/WASHINGTON STATE)

Quick Hits

- Pronounced MAL-uh-ky.
- Will sit out the 2018-19 campaign after transferring from Washington State.
- Is coming off his best season in Pullman, averaging career highs in scoring (15.8), rebounding (2.3), assists (4.3) and steals (1.6).
- An all-Pac-12 Freshman Team honorable mention selection in 2016-17.
- Named to the Pac-12 All-Academic Second Team in 2017-18.
- Made a team-leading 77 three-pointers (seventh in WSU single-season history) last year, the most by a Cougar since Klay Thompson set the school record with 98 in 2011.
- Posted the 11th-best free throw percentage in WSU single-season history (.846) in 2017-18.
- Named Most Valuable Player of the Wooden Legacy, averaging 18.6 points and shooting 12-of-24 from 3-point range in three games, including 24 in the championship win over San Diego State.
- Ended the season scoring in double figures in nine of the final 11 games.
- Had a career-high 30 points in a win over Colorado (2-15-18).
- Compiled 1,625 career points at Bellarmine Prep in Tacoma, Wash., ranking second in school history.
- His 743 points in his final year set a Bellarmine Prep single-season scoring record, breaking the mark set by current NBA player, Avery Bradley, in 2008.
- As a senior, was named the Washington state player of the year for all classifications by the Associated Press, as well as the AP's State 4A Player of the Year and to the AP's first team all-State.

MISCELLANEOUS STATS / SAN DIEGO STATE RECORD

Category	2018-19 Season Games	SDSU W/L	Career Games	Career SDSU W/L
Double-Figure Scoring	0	0-0	38	
Double-Doubles	0	0-0	1	
Led SDSU in Scoring	0	0-0	0	
Led SDSU in Rebounding	0	0-0	0	
Led SDSU in Assists	0	0-0	0	
15+ Point Games	0	0-0	22	
20+ Point Games	0	0-0	12	
2+ Assist Games	0	0-0	51	
Consecutive Games	Current	Long		
Double-Figure Scoring	1	6		
With At Least 1 Assist	6	26		
Played 30 or More Minutes	1	6		

* - 38 double-digit scoring games came while at Washington State.

► FLYNN CAREER STATISTICS

* - Washington State

Year	G-GS	Min.-Avg.	FG-FGA	Pct.	3P-3PA	Pct.	FT-FTA	Pct.	OR	DR	Reb	Avg.	PF-D	AT	TO	BS	ST	Pts	Avg.
16-17*	31-31	1,027-33.1	104-263	.395	58-150	.387	36-49	.735	8	83	91	2.9	59-0	91	65	1	21	302	9.7
17-18*	31-30	1,035-33.4	162-392	.413	77-228	.338	88-104	.846	22	84	106	3.4	56-0	132	66	2	49	489	15.8
Totals	62-61	2,062-33.3	266-655	.406	135-378	.357	124-153	.810	30	167	197	3.2	115-0	223	131	3	70	791	12.8

CAREER HIGHS

Points

Career 3 vs. New Mexico (1-15-19)
3 vs. Wyoming (1-8-19)
3 vs. CS Dominguez Hills (12-12-18)
3 vs. Jackson State (11-27-18)
3 vs. Texas Southern (11-14-18)

Rebounds

Career 3 vs. Wyoming (1-8-19)
3 vs. CS Dominguez Hills (12-12-18)

Assists

Career 1 vs. Wyoming (1-8-19)
1 at Boise State (1-5-19)
1 vs. CS Dominguez Hills (12-12-18)
1 vs. Jackson State (11-27-18)

Field Goals

Career 1 vs. New Mexico (1-15-19)
1 vs. Wyoming (1-8-19)
1 vs. CS Dominguez Hills (12-12-18)
1 vs. Jackson State (11-27-18)
1 vs. Texas Southern (11-14-18)

Field Goals Attempted

Career 4 vs. CS Dominguez Hills (12-12-18)

Three-Point Field Goals

Career 1 vs. New Mexico (1-15-19)
1 vs. Wyoming (1-8-19)
1 vs. CS Dominguez Hills (12-12-18)
1 vs. Jackson State (11-27-18)
1 vs. Texas Southern (11-14-18)

Three-Point FG Attempted

Career 3 vs. CS Dominguez Hills (12-12-18)

Free Throws

Career 2 at New Mexico (2-5-19)

Free Throws Attempted

Career 2 at New Mexico (2-5-19)

Steals


Career 1 vs. Wyoming (1-8-19)

Blocked Shots

Career 2 vs. Jackson State (11-27-18)

Minutes Played

Career 7 vs. Wyoming (1-8-19)
7 vs. CS Dominguez Hills (12-12-18)



23 • ED CHANG

FORWARD • 6-8 • 215 • FRESHMAN - HS
PAPILLION, NEB. (GARFIELD HIGH (WASH.))

Quick Hits

- Was a two-time all-state selection in Nebraska who averaged 18.1 points, 7.7 rebounds, 4.0 blocked shots and 1.2 steals as junior for Papillion La Vista.
- During his junior campaign, he reached the 1,000-point mark for his career and led the Monarchs to a 2016-17 Class A runner-up finish.
- Averaged 15.9 points and 9.5 rebounds as a sophomore.
- Did not play his senior year after moving to Washington, but was the No. 1 player in the state of Nebraska at the time of his relocation.

Season Highlights

- Has played in 11 games for a total of 45 minutes, making 5 three-pointers and adding two blocks.
- 13 of his 14 field goal attempts this season have been from three-point range, where he is shooting 38.5 percent (5-for-13).
- After not playing against Arkansas-Pine Bluff, made his collegiate debut late vs. Texas Southern, making a three-pointer on his only shot attempt and adding a defensive rebound in three minutes of action.
- Had a three-pointer and his first two career blocks in five minutes vs. Jackson State.
- Recorded three points and three boards in seven minutes vs. Cal State Dominguez Hills.
- Tied career highs in numerous categories against Wyoming, including points (3), rebounds (3), assists (1), field goals (1), three-point field goals (1) and minutes (7).
- Made a three-pointer in two minutes of action vs. New Mexico.
- Attempted his first free-throws of the season at New Mexico, making both attempts in a minute of action.

2018-19 GAME-BY-GAME STATISTICS

Opponent	GS	FG	3FG	FT	O-D-R	PF	TP	A	TO	B	S	MP
Arkansas-Pine Bluff	Did Not Play-CD											
Texas Southern	1-1	1-1	0-0	0-0	0-1-1	0	3	0	0	0	0	3
vs. Duke	0-0	0-0	0-0	0-0-0	0-0-0	0	0	0	0	0	0	4
vs. Xavier	Did Not Play-CD											
vs. Iowa State	0-1	0-1	0-0	0-0-0	0	0	0	0	0	0	0	3
Jackson State	1-2	1-2	0-0	0-0-0	0	3	1	1	2	0	0	5
at Illinois State	Did Not Play-CD											
San Diego	Did Not Play-CD											
at California	Did Not Play-CD											
Cal State Dominguez Hills	1-4	1-3	0-0	0-3-3	0	3	1	0	0	0	0	7
Brigham Young	Did Not Play-CD											
Brown	0-0	0-0	0-0	0-1-1	0	0	0	2	0	0	0	0
CSUN	Did Not Play-CD											
at Boise State	0-1	0-1	0-0	0-1-1	1	0	1	0	0	0	0	5
Wyoming	1-2	1-2	0-0	2-1-3	0	3	1	0	0	0	1	7
at Air Force	Did Not Play-CD											
New Mexico	1-2	1-2	0-0	0-0-0	0	3	0	0	0	0	0	2
at Fresno State	Did Not Play-CD											
UNLV	Did Not Play-CD											
Air Force	0-1	0-1	0-0	0-0-0	0	0	0	0	0	0	0	2
at San José State	Did Not Play-CD											
at New Mexico	0-0	0-0	2-2	0-0-0	0	2	0	0	0	0	0	1
Utah State	Did Not Play-CD											
at Colorado State	Did Not Play-CD											
Boise State	Did Not Play-CD											
Nevada												
at UNLV												
at Utah State												
San José State												
Fresno State												
at Nevada												

MISCELLANEOUS STATS / SAN DIEGO STATE RECORD

Category	2018-19 Season Games	SDSU W/L
Double-Figure Scoring	0	0-0
Led SDSU in Scoring	0	0-0
Led SDSU in Rebounding	0	0-0
Led SDSU in Assists	0	0-0
Multiple Three-Pointers	0	0-0
One Turnover or Less	10	6-4
Consecutive Games	Current	Long
Consecutive Games Played	0	2
Scoring A Point	1	2
One Turnover or Less	5	5

► CHANG CAREER STATISTICS

Year	G-GS	Min.-Avg.	FG-FGA	Pct.	3P-3PA	Pct.	FT-FTA	Pct.	OR	DR	Reb	Avg.	PF-D	AT	TO	BS	ST	Pts	Avg.
18-19	11-0	45-4.1	5-14	.357	5-13	.385	2-2	1.000	2	7	9	0.8	1-0	4	3	2	1	17	1.5

SEASON / CAREER HIGHS

Points

Season 11 vs. Jackson State (11-27-18)
Career 18 vs. Wyoming (2-14-18)

Rebounds

Season 7 vs. CS Dominguez Hills (12-12-18)
Career 7 vs. CS Dominguez Hills (12-12-18)
7 vs. Washington State (11-26-17)
7 vs. SD Christian (11-10-17)

Assists

Season 2 vs. Air Force (1-30-19)
2 vs. CS Dominguez Hills (12-12-18)
Career 2 vs. Air Force (1-30-19)
2 vs. CS Dominguez Hills (12-12-18)
2 vs. UNLV (2-17-18)
2 vs. Bradley (12-3-17)

Field Goals

Season 4 vs. CS Dominguez Hills (12-12-18)
Career 8 vs. Wyoming (2-14-18)

Field Goals Attempted

Season 6 at New Mexico (2-5-19)
6 vs. UNLV (1-26-19)
Career 10 vs. Wyoming (2-14-18)

Three-Point Field Goals

Season 1 at Fresno State (1-22-19)
1 vs. Brigham Young (12-22-18)
1 vs. Jackson State (11-27-18)
Career 1 at Fresno State (1-22-19)
1 vs. Brigham Young (12-22-18)
1 at San José State (2-24-18)
1 vs. UNLV (2-17-18)
1 vs. Wyoming (2-14-18)
1 vs. McNeese (11-17-17)
1 at Utah State (2-15-17)

Three-Point FG Attempted

Season 3 at Fresno State (1-22-19)
Career 3 at Fresno State (1-22-19)

Free Throws

Season 4 vs. Jackson State (11-27-18)
Career 4 vs. Jackson State (11-27-18)
4 vs. Boise State (2-27-18)

Free Throws Attempted

Season 4 vs. Jackson State (11-27-18)
4 vs. Texas Southern (11-14-18)
Career 4 vs. Jackson State (11-27-18)
4 vs. Texas Southern (11-14-18)
4 vs. Boise State (2-27-18)
4 vs. Sacramento State (11-23-17)

Steals

Season 1 vs. Boise State (2-16-19)
1 vs. UNLV (1-26-19)
1 at Fresno State (1-22-19)
1 vs. New Mexico (1-15-19)
1 vs. Jackson State (11-27-18)
1 vs. Xavier (11-20-18)
1 vs. (1/1) Duke (11-19-18)
Career 2 vs. Bradley (12-3-17)

Blocked Shots

Season 1 vs. Boise State (2-16-19)
1 vs. Brown (12-29-18)
1 vs. CS Dominguez Hills (12-12-18)
1 vs. Iowa State (11-21-18)
1 vs. Xavier (11-20-18)
1 vs. Texas Southern (11-14-18)
Career 1 vs. Boise State (2-16-19)
1 vs. Brown (12-29-18)
1 vs. CS Dominguez Hills (12-12-18)
1 vs. Iowa State (11-21-18)
1 vs. Xavier (11-20-18)
1 vs. Texas Southern (11-14-18)
1 at San José State (2-24-18)
1 vs. Fresno State (1-17-18)
1 vs. Washington State (11-26-17)

Minutes Played

Season 28 at Fresno State (1-22-19)
Career 28 at Fresno State (1-22-19)



24 • NOLAN NARAIN

FORWARD • 6-10 • 230 • JUNIOR - 2L

HAMILTON, ONTARIO, CANADA (LA LUMIERE SCHOOL (IND.))

Big Note

- Has the sixth-best career field goal percentage (.584, min. 135 FGA) by an Aztec in the last 23 seasons (since 1996-97).

Quick Hits

- Last 30 games played: 3.9 points (118 points), 2.3 rebounds (69 rebounds), 57.3 percent from field (47-82), 12.1 minutes (364).
- More than 40 percent of his career rebounds have come on the offensive side (48 of 109, 44.0 percent).
- Set career highs in every statistical category in 2017-18.
- Played in nine of the final 12 games of the 2017-18 season (5.0 points, 10.2 minutes).
- Scored 18 points vs. Wyoming (2-14-18) after only scoring 12 points in seven Mountain West games entering the contest vs. the Cowboys.
- Scored in 22 of his last 34 games played.
- Grabbed at least one rebound in 42 of his last 51 outings.
- Only missed 20 shots last season.

Season Highlights

- Has made a remarkable 30 of 55 shot attempts this season (54.5 percent).
- In 11 minutes off the bench in the opener against Arkansas-Pine Bluff, recorded four points (2 of 3 FG) and three rebounds.
- Had eight points (3-for-3 FG) and five rebounds in 13 minutes vs. Texas Southern.
- Had four points, five rebounds, one blocked shot, one assist and one steal in SDSU's 19-point come-from-behind win over Xavier... Was the team's only player to record at least one point, rebound, blocked shot, assist and steal in the game.
- Had a season-high 11 points in 12 minutes off the bench against Jackson State, which was his first double-digit scoring game of the season and third of his career.
- Did not travel to the Illinois State game (flu) and only played four minutes the next game against San Diego because of the illness.
- Had a big game vs. Cal State Dominguez Hills, recording nine points and seven rebounds in just 13 minutes, making 4 of 5 shots.
- Had a productive game against Brigham Young in just eight minutes with five points (2-for-2 FG, 1-for-1 3PFG) and two rebounds.
- Missed the Wyoming and the Air Force games with an injury.
- Returned to play against New Mexico, recording four points with an assist and a steal in 14 minutes.
- Had five points, two rebounds, an assist and a steal in a career-high 28 minutes at Fresno State.
- Registered six points, four rebounds, an assist and a steal in 16 minutes vs. UNLV.
- Came up with six points, four rebounds and an assist in 17 minutes at Colorado State.

2018-19 GAME-BY-GAME STATISTICS

Opponent	GS	FG	3FG	FT	O-D-R	PF	TP	A	TO	B	S	MP
Arkansas-Pine Bluff	2-3	0-0	0-0	1-2-3	4	4	1	2	0	0	11	
Texas Southern	3-3	0-0	2-4	3-2-5	1	8	1	0	1	0	13	
vs. Duke	0-1	0-0	0-2	0-2-2	3	0	0	1	0	1	18	
vs. Xavier	2-3	0-1	0-0	2-3-5	3	4	1	1	1	1	19	
vs. Iowa State	0-1	0-0	0-0	0-3-3	2	0	1	3	1	0	16	
Jackson State	3-4	1-1	4-4	3-1-4	2	11	0	1	0	1	12	
at Illinois State	Did Not Travel-Flu											
San Diego	0-0	0-0	0-0	0-0-0	1	0	0	0	0	0	4	
at California	1-1	0-0	0-1	1-1-2	1	2	0	1	0	0	11	
Cal State Dominguez Hills	4-5	0-0	1-2	3-4-7	1	9	2	2	1	0	13	
Brigham Young	2-2	1-1	0-1	2-0-2	1	5	1	1	0	0	8	
Brown	0-0	0-0	1-2	0-0-0	1	1	0	0	1	0	7	
CSUN	0-2	0-0	0-0	0-0-0	1	0	0	0	0	0	5	
at Boise State	0-0	0-0	0-0	0-1-1	1	0	0	0	0	0	10	
Wyoming	Did Not Play-Injury											
at Air Force	Did Not Play-Injury											
New Mexico	2-3	0-1	0-0	0-0-0	2	4	1	2	0	1	14	
at Fresno State	2-5	1-3	0-0	0-2-2	4	5	1	0	0	1	28	
UNLV	3-6	0-0	0-0	2-2-4	3	6	1	1	0	1	16	
Air Force	0-0	0-0	0-0	0-1-1	2	0	2	2	0	0	8	
at San José State	0-1	0-0	0-0	1-3-4	1	0	0	0	0	0	11	
at New Mexico	3-6	0-1	0-1	3-0-3	4	6	0	1	0	0	15	
Utah State	0-3	0-1	0-0	1-0-1	2	0	1	0	0	0	7	
at Colorado State	3-4	0-0	0-0	2-2-4	4	6	1	1	0	0	17	
Boise State	0-2	0-1	0-0	1-0-1	2	0	0	2	1	1	15	
Nevada												
at UNLV												
at Utah State												
San José State												
Fresno State												
at Nevada												

MISCELLANEOUS STATS / SAN DIEGO STATE RECORD

Category	2018-19 Season		Career Games	Career SDSU W/L
	Games	SDSU W/L		
Double-Figure Scoring	1	1-0	3	2-1
15-Point Games	0	0-0	1	1-0
Led SDSU in Scoring	0	0-0	1	1-0
Led SDSU in Rebounding	1	1-0	1	1-0
Led SDSU in Assists	0	0-0	0	0-0
Multiple Steals	0	0-0	1	1-0
One Turnover or Less	14	7-7	42	27-15
Consecutive Games				
Consecutive Games Played	9	10		
Without Fouling Out	54	54		
Scoring A Point	0	5		
One Turnover or Less	4	13		

► NARAIN CAREER STATISTICS

Year	G-GS	Min.-Avg.	FG-FGA	Pct.	3P-3PA	Pct.	FT-FTA	Pct.	OR	DR	Reb	Avg.	PF-D	AT	TO	BS	ST	Pts	Avg.
16-17	9-0	55-6.1	6-18	.333	1-4	.250	0-0	.000	2	7	9	1.0	9-0	0	3	0	1	13	1.4
17-18	23-1	248-10.8	44-64	.688	4-11	.364	15-23	.652	21	25	46	2.0	37-0	7	18	3	5	107	4.7
18-19	22-0	278-12.6	30-55	.545	3-10	.300	8-17	.471	25	29	54	2.5	46-0	14	21	6	7	71	3.2
Totals	54-1	581-10.8	80-137	.584	8-25	.320	23-40	.575	48	61	109	2.0	92-0	21	42	9	13	191	3.5

CAREER HIGHS

Points

Career 16 vs. New Mexico (1-15-19)

Rebounds

Career 11 vs. Jackson State (11-27-18)

Assists

Career 2 vs. Utah State (2-9-19)
2 vs. Wyoming (1-8-19)
2 vs. Texas Southern (11-14-18)

Field Goals

Career 7 vs. New Mexico (1-15-19)

Field Goals Attempted

Career 7 vs. New Mexico (1-15-19)

Three-Point Field Goals

Career

Three-Point FG Attempted

Career

Free Throws

Career 5 vs. Texas Southern (11-14-18)

Free Throws Attempted

Career 6 vs. Texas Southern (11-14-18)

Steals

Career 1 vs. Boise State (2-16-19)
1 at Boise State (1-5-19)
1 vs. CS Dominguez Hills (12-12-18)
1 at Illinois State (12-1-18)
1 vs. Texas Southern (11-14-18)

Blocked Shots

Career 3 vs. Utah State (2-9-19)

Minutes Played

Career 32 vs. Utah State (2-9-19)



31 • NATHAN MENSAH

FORWARD • 6-10 • 225 • FRESHMAN - HS
ACCRA, GHANA (FINDLAY PREP (NEV.))

Big Notes

- Is averaging 11.5 points and 11.1 rebounds per 40 minutes this season.
- Ranks sixth in the Mountain West in field goal percentage (.580, min. 85 FGA) (through Feb. 17).
- Only 19 players in the country have more rebounds than his 134 in fewer minutes (482) (through Feb. 17).

Quick Hits

- Pronounced men-ZAH.
- No relation to fellow freshman Joel Mensah.
- Prepped at powerhouse Findlay Prep in Nevada.
- Considered the 14th-best center nationally and a four-star signee by ESPN.
- Averaged 8.3 points, 7.0 rebounds and 1.5 blocked shots in 2017-18 at for a 32-5 Findlay Prep team.
- Prior to his time at Findlay, played at Prolific Prep in Napa, Calif., where he led the 2016-17 squad to a 29-2 record, a No. 13 national ranking and a No. 4 rating in the state.

Season Highlights

- Has played in all 25 games with 11 straight starts.
- Leads San Diego State with 31 blocked shots, 20 more than No. 2, despite only starting 11 games.
- Has multiple rebounds in 23 of the 25 games this season, including five-plus in 18 games.
- Had back-to-back games with double digits in rebounds (21 total) against Jackson State (11) and at Illinois State (10).
- Has at least one blocked shot in 20 of the 25 games and multiple blocks in 10 games.
- Made his collegiate debut in the opener against Arkansas-Pine Bluff, making two free-throws with three rebounds and a blocked shot in 13 turnover-free minutes.
- Had a breakout game in 20 minutes against Texas Southern, scoring 11 points with five rebounds, two blocked shots and two assists, going 3-for-4 from the field and 5-for-6 from the charity stripe.
- Grabbed 12 rebounds in 39 minutes off the bench at the Maui Jim Maui Invitational (12.3 rebounds per 40 minutes), including five apiece against Xavier and in the fifth-place game vs. Iowa State.
- Had a career-high 11 rebounds in just 14 minutes of action vs. Jackson State... Became SDSU's first player this season to reach double figures in rebounds, leading the team for the first time of his career... The 11 rebounds are tied for the eighth most in a game this season for a player that logged 14 or less minutes (through games of Feb. 17).
- Grabbed 10 rebounds and scored four points at Illinois State, recording this second straight double-digit rebounding game.
- Had eight points and six rebounds in 18 minutes against Cal State Dominguez Hills.
- Recorded nine points, a game-high seven rebounds and two blocked shots in 15 minutes vs. Brown.
- Had four points, six rebounds and two blocks in a season-high 24 minutes vs. CSUN... Posted a plus-minus of +20 (next highest in the game for either team was +6).
- Earned his first career start against Wyoming, recording four points, six rebounds, two assists and a blocked shot in a career-high 25 minutes of action.
- Had a huge game with 16 points and seven rebounds, going 7-for-7 from the field and 2-for-2 from the free-throw line, in his third career start vs. New Mexico... Became the third Aztec in the last 23 seasons to post a game with at least 16 points, 7 rebounds and not miss a field goal or free-throw attempt (others were Billy White on Feb. 14, 2009 vs. Wyoming and Aerick Sanders on Dec. 20, 2003 vs. Eastern Washington).
- Against Utah State joined Kawhi Leonard as the only Aztec freshman in the last 23 years (since 1996-97) to have at least 10 points, 10 rebounds, 2 assists and 3 blocked shots in the same game... The double-double was the first of his career... Also set career best with three blocks and 32 minutes played.
- Had 10 points, eight rebounds and two block shots before fouling out against Boise State.

2018-19 GAME-BY-GAME STATISTICS

Opponent	GS	FG	3FG	FT	O-D-R	PF	TP	A	TO	B	S	MP
Arkansas-Pine Bluff	0-2	0-0	2-4	1-2-3	1	2	0	0	1	0	13	
Texas Southern	3-4	0-0	5-6	2-3-5	2	11	2	1	2	1	20	
vs. Duke	0-3	0-0	0-0	1-1-2	2	0	1	0	0	0	10	
vs. Xavier	1-2	0-0	0-0	3-2-5	3	2	0	1	1	0	15	
vs. Iowa State	0-0	0-0	1-2	3-2-5	1	1	1	1	1	0	14	
Jackson State	2-5	0-0	1-3	1-10-11	2	5	0	1	1	0	14	
at Illinois State	1-3	0-0	2-2	4-6-10	4	4	0	1	1	1	23	
San Diego	2-2	0-0	2-5	2-1-3	3	6	0	0	2	0	16	
at California	2-2	0-0	2-2	0-1-1	0	6	1	0	0	0	12	
Cal State Dominguez Hills	3-5	0-0	2-3	2-4-6	1	8	0	2	1	1	18	
Brigham Young	3-3	0-0	0-0	0-2-2	3	6	0	1	1	0	18	
Brown	3-4	0-0	3-4	4-3-7	3	9	1	1	2	0	15	
CSUN	2-3	0-0	0-0	2-4-6	1	4	0	0	2	0	24	
at Boise State	2-5	0-0	0-0	1-2-3	2	4	0	0	0	1	16	
Wyoming	* 2-4	0-0	0-0	1-5-6	5	4	2	2	1	0	25	
at Air Force	* 2-3	0-0	0-0	2-3-5	4	4	0	0	0	0	13	
New Mexico	* 7-7	0-0	2-2	4-3-7	4	16	0	0	1	0	26	
at Fresno State	* 2-3	0-0	0-0	0-0-0	2	4	0	0	2	0	12	
UNLV	* 2-4	0-0	4-4	4-2-6	3	8	0	0	2	0	24	
Air Force	* 1-2	0-0	2-2	2-3-5	2	4	0	1	2	0	27	
at San José State	* 0-2	0-0	0-0	3-4-7	4	0	1	1	0	0	29	
at New Mexico	* 2-5	0-0	2-2	2-4-6	4	6	0	1	1	0	23	
Utah State	* 3-6	0-0	4-4	4-6-10	3	10	2	1	3	0	32	
at Colorado State	* 2-3	0-0	0-1	3-2-5	2	4	1	0	2	0	21	
Boise State	* 4-6	0-0	2-4	4-4-8	5	10	0	0	2	1	22	
Nevada												
at UNLV												
at Utah State												
San José State												
Fresno State												
at Nevada												

MISCELLANEOUS STATS / SAN DIEGO STATE RECORD

Category	2018-19 Season Games	SDSU W/L
Double-Figure Scoring	4	4-0
15-Point Games	1	1-0
Double-Doubles	1	1-0
10-Rebounding Games	3	3-0
Led SDSU in Scoring	0	0-0
Led SDSU in Rebounding	4	3-1
Led SDSU in Assists	0	0-0
One Turnover or Less	21	13-8
Consecutive Games	Current	Long
Double-Figure Scoring	1	1
Double-Figure Rebounding	0	2
Consecutive Games Played	25	25
Without Fouling Out	0	14
Scoring A Point	4	17
One Turnover or Less	9	9

► N. MENSAH CAREER STATISTICS

Year	G-GS	Min.-Avg.	FG-FGA	Pct.	3P-3PA	Pct.	FT-FTA	Pct.	OR	DR	Reb	Avg.	PF-D	AT	TO	BS	ST	Pts	Avg.
18-19	25-11	482-19.3	51-88	.580	0-0	.000	36-50	.720	55	79	134	5.4	66-2	12	15	31	5	138	5.5

CAREER HIGHS

Points

Career 4 at Boise State (1-5-19)
4 vs. Texas Southern (11-14-18)

Rebounds

Career 3 vs. Jackson State (11-28-18)

Assists

Career

Field Goals

Career 2 vs. Texas Southern (11-14-18)

Field Goals Attempted

Career 4 vs. Brown (12-29-18)

Three-Point Field Goals

Career

Three-Point FG Attempted

Career

Free Throws

Career 2 at Boise State (1-5-18)
2 vs. Arkansas-Pine Bluff (11-6-18)

Free Throws Attempted

Career 3 vs. CS Dominguez Hills (12-12-18)

Steals

Career

Blocked Shots

Career 1 at Colorado State (2-12-19)
1 at Boise State (1-5-19)

Minutes Played

Career 10 vs. CS Dominguez Hills (12-12-18)



35 • JOEL MENSAH

FORWARD • 6-10 • 215 • FRESHMAN - HS
ACCRA, GHANA (JSERRA CATHOLIC HIGH (CALIF.))

Big Note

- Has played the 7th most minutes (63) in the country this season without a turnover (as of Feb. 13).

Quick Hits

- Pronounced men-ZAH.
- No relation to fellow freshman Nathan Mensah.
- Averaged 15.9 points, 8.8 rebounds, 1.2 steals and 1.4 blocked shots in his final season at JSerra High.
- Was a four-star player, ranking No. 29 among all centers nationally, according to ESPN.

Season Highlights

- Has yet to commit a turnover in 63 minutes this season.
- Has played in 13 of the team's 25 games.
- Played his first career game in the opener vs. Arkansas-Pine Bluff, scoring two points on a pair of free-throws in four minutes.
- Registered four points and two rebounds vs. Texas Southern.
- Had two points and a career-high three rebounds in six minutes vs. Jackson State.
- Tied a career high with four points in eight minutes at Boise State, making his only field goal attempt and both of his free-throw attempts.

2018-19 GAME-BY-GAME STATISTICS

Opponent	GS	FG	3FG	FT	O-D-R	PF	TP	A	TO	B	S	MP
Arkansas-Pine Bluff	0-2	0-0	2-2	0-0-0	1	2	0	0	0	0	0	4
Texas Southern	2-3	0-0	0-0	1-1-2	0	4	0	0	0	0	0	6
vs. Duke	0-2	0-0	0-0	0-0-0	0	0	0	0	0	0	0	4
vs. Xavier	Did Not Play-CD											
vs. Iowa State	0-1	0-0	1-2	0-0-0	0	1	0	0	0	0	0	3
Jackson State	1-2	0-0	0-0	0-3-3	0	2	0	0	0	0	0	6
at Illinois State	Did Not Play-CD											
San Diego	Did Not Play-CD											
at California	Did Not Play-CD											
Cal State Dominguez Hills	0-3	0-0	1-3	2-0-2	0	1	0	0	0	0	0	10
Brigham Young	Did Not Play-CD											
Brown	0-4	0-0	0-0	0-0-0	1	0	0	0	0	0	0	6
CSUN	Did Not Play-CD											
at Boise State	1-1	0-0	2-2	0-1-1	1	4	0	0	1	0	0	8
Wyoming	0-2	0-0	0-0	0-0-0	4	0	0	0	0	0	0	6
at Air Force	Did Not Travel-Flu											
New Mexico	Did Not Play-CD											
at Fresno State	Did Not Play-CD											
UNLV	Did Not Play-CD											
Air Force	0-0	0-0	0-0	0-1-1	1	0	0	0	0	0	0	6
at San José State	Did Not Play-CD											
at New Mexico	0-0	0-0	0-0	0-1-1	0	0	0	0	0	0	0	1
Utah State	0-1	0-0	0-0	1-0-1	0	0	0	0	0	0	0	2
at Colorado State	0-0	0-0	0-0	0-1-1	0	0	0	0	1	0	1	1
Boise State	Did Not Play-CD											
Nevada												
at UNLV												
at Utah State												
San José State												
Fresno State												
at Nevada												

MISCELLANEOUS STATS / SAN DIEGO STATE RECORD

Category	2018-19 Season Games	SDSU W/L
Double-Figure Scoring	0	0-0
Led SDSU in Scoring	0	0-0
Led SDSU in Rebounding	0	0-0
Led SDSU in Assists	0	0-0
One Turnover or Less	12	7-5
Consecutive Games	Current	Long
Consecutive Games Played	0	3
Scoring A Point	0	3
One Turnover or Less	13	13

► J. MENSAH CAREER STATISTICS

Year	G-GS	Min.-Avg.	FG-FGA	Pct.	3P-3PA	Pct.	FT-FTA	Pct.	OR	DR	Reb	Avg.	PF-D	AT	TO	BS	ST	Pts	Avg.
18-19	13-0	63-4.8	4-21	.190	0-0	.000	6-9	.667	4	8	12	0.9	8-0	0	0	2	0	14	1.1

SEASON / CAREER HIGHS

Points

Season 19 at California (12-8-18)
Career 30 at Nevada (1-4-17)

Rebounds

Season 6 vs. Air Force (1-30-19)
6 at California (12-8-18)
Career 7 vs. San José State (1-10-17)

Assists

Season 9 vs. New Mexico (1-15-19)
Career 9 vs. New Mexico (1-15-19)
9 vs. Savannah State (11-28-16)

Field Goals

Season 7 at California (12-8-18)
7 at Illinois State (12-1-18)
Career 12 at Nevada (1-4-17)

Field Goals Attempted

Season 13 at Illinois State (12-1-18)
Career 25 at Nevada (1-4-17)

Three-Point Field Goals

Season 5 at California (12-8-18)
Career 7 at Grand Canyon (12-7-16)

Three-Point FG Attempted

Season 6 at Colorado State (2-12-19)
6 at California (12-8-18)
Career 12 at Nevada (1-4-17)

Free Throws

Season 5 at Fresno State (1-22-19)
5 vs. Brigham Young (12-22-18)
Career 10 vs. New Mexico (2-6-16)

Free Throws Attempted

Season 7 at Fresno State (1-22-19)
Career 10 vs. New Mexico (2-6-16)

Steals

Season 3 at Colorado State (2-12-19)
3 at Fresno State (1-22-19)
3 vs. Brigham Young (12-22-18)
3 at Illinois State (12-1-18)
3 vs. Arkansas-Pine Bluff (11-6-18)
3 vs. Arkansas-Pine Bluff (11-6-18)
Career 4 at Wyoming (2-24-16)

Blocked Shots

Season 2 vs. Boise State (2-16-19)
2 at New Mexico (2-5-19)
Career 2 vs. Boise State (2-16-19)
2 at New Mexico (2-5-19)
2 vs. Fresno State (3-8-18)
2 vs. San José State (1-10-17)
2 vs. California (11-21-16)
2 vs. Wyoming (12-30-15)
2 at Utah (11-16-15)

Minutes Played

Season 39 at Illinois State (12-1-18)
Career 39 at Illinois State (12-1-18)



42 • JEREMY HEMSLEY

GUARD • 6-3 • 195 • SENIOR - 3L
RANCHO CUCAMONGA, CALIF. (DAMIEN HIGH)

San Diego State Career Rankings (top 25)

- 7th in three-point field goals (142), 7th in three-point field goal attempts (415), 9th in points (7th in DI history) (1,311), 9th in field goal attempts (1,061), 1-9th in games played (125), 10th in minutes played (3,364), 11th in victories (82), 14th in free-throw attempts (393), 15th in field goals (451), 16th in PAR (points-rebounds-assists) (1,864), 17th in games started (86), 19th in assists (261), 19th in free throws (267)

Quick Hits

- Became the 32nd member of the school's 1,000-point club at UNLV (1-27-18).
- Is 113 for his last 257 from the field (44.0 percent) over his last 39 games.
- SDSU is 22-3 when he has at least four assists, 16-7 when he scores at least 15 points and 41-15 when he commits one turnover or less.
- Was 3-for-3 from three-point range at Colorado State (1-2-18), it was just the 19th time in the last 20 seasons that an Aztec player was perfect from beyond the arc (min: 3FGA) and the first time since Matt Shrigley on March 21, 2016.

Season Highlights

- Has reached double figures in scoring in 13 of the 24 games he has played.
- Has multiple assists in 15 of the 24 games he has played this season.
- Made 11 straight free-throw attempts over a period of four games from Nov. 14 (Texas Southern) to Nov. 21 (Iowa State).
- Had 14 points, three assists and three steals in a start in the opener against Arkansas-Pine Bluff, making 5 of 9 field goals.
- Was 10-for-10 from the free-throw line at the Maui Jim Maui Invitational, averaging 8.7 points per game... Had 12 points and a season-high four rebounds vs. No. 1/1 Duke.
- Recorded 17 points to go along with five rebounds, three assists and three steals at Illinois State, making 7 of 13 field goal attempts.
- Had a season-high 19 points with six rebounds at California, going 5-for-6 from three-point range and 7-for-11 from the floor ... The 5 three-point field goals were a season high.
- Had 12 of his 14 points in the first half against Brigham Young, while adding five rebounds and four assists.
- Recorded 13 points against CSUN, thanks to a 3-for-4 outing from three-point range.
- Did not play against Wyoming while suffering from flu-like symptoms.
- Tied a career-high with nine assists vs. New Mexico, while adding four points, two rebounds and two steals.
- Had 14 points, three rebounds and three steals at Fresno State, making 4 of 6 field-goal attempts and 5 of 7 free-throw attempts.
- Came up with 13 points, three assists, two rebounds and a steal vs. UNLV.
- Became just the third Aztec in the last 23 years to record at least 14 points, 6 rebounds, 5 assists, 1 block, 1 steal and shoot 70 percent from the field (also JJ O'Brien on Feb. 23, 2013 and Kevin Betts on Jan. 31, 1998) against Air Force.
- Had his fourth straight double-digit scoring game with 11 points at San José State.
- Recorded 12 points with three steals at Colorado State.

2018-19 GAME-BY-GAME STATISTICS

Opponent	GS	FG	3FG	FT	O-D-R	PF	TP	A	TO	B	S	MP	
Arkansas-Pine Bluff	*	5-9	2-5	2-4	0-1-1	1	14	3	1	1	3	28	
Texas Southern	*	4-7	1-2	1-2	0-2-2	1	10	2	1	0	1	29	
vs. Duke	*	4-11	0-4	4-4	0-4-4	2	12	0	3	0	1	28	
vs. Xavier	*	1-5	0-1	2-2	0-1-1	1	4	4	2	0	0	35	
vs. Iowa State	*	3-7	0-0	4-4	0-1-1	2	10	2	1	0	1	31	
Jackson State	*	2-6	1-2	4-6	1-2-3	3	9	3	2	0	1	22	
at Illinois State	*	7-13	2-5	1-3	2-3-5	4	17	3	5	1	3	39	
San Diego	*	2-8	0-1	2-3	0-3-3	2	6	0	2	0	1	35	
at California	*	7-11	5-6	0-0	3-3-6	2	19	1	2	0	1	37	
Cal State Dominguez Hills	*	1-4	0-1	1-4	1-2-3	1	3	5	1	0	0	20	
Brigham Young	*	4-9	1-3	5-6	1-4-5	2	14	4	4	1	3	36	
Brown	*	0-4	0-2	0-0	0-2-2	2	0	1	1	1	0	29	
CSUN	*	5-11	3-4	0-0	1-1-2	1	13	0	3	0	0	29	
at Boise State	*	1-6	0-3	2-4	0-3-3	1	4	0	2	0	0	27	
Wyoming	Did Not Play-Flu												
at Air Force	*	1-5	0-3	0-1	1-2-3	2	2	2	4	0	0	26	
New Mexico	*	1-6	0-2	2-2	1-1-2	3	4	9	3	0	2	30	
at Fresno State	*	4-6	1-3	5-7	0-3-3	3	14	0	2	0	3	33	
UNLV	*	5-10	1-2	2-3	1-1-2	0	13	3	3	0	1	32	
Air Force	*	5-7	2-4	2-2	0-6-6	1	14	5	1	1	1	29	
at San José State	*	3-7	2-5	3-5	0-1-1	2	11	2	2	1	1	32	
at New Mexico	*	2-7	0-1	2-2	1-3-4	3	6	3	5	2	0	33	
Utah State	*	3-7	0-3	0-0	1-1-2	3	6	1	1	1	2	28	
at Colorado State	*	4-8	2-6	2-2	0-1-1	0	12	1	1	1	3	32	
Boise State	*	3-5	0-0	1-4	0-5-5	0	7	6	1	2	1	35	
Nevada													
at UNLV													
at Utah State													
San José State													
Fresno State													
at Nevada													

MISCELLANEOUS STATS / SAN DIEGO STATE RECORD

Category	2018-10 Season		Career Games	Career SDSU W/L
	Games	SDSU W/L		
Double-Figure Scoring	12	8-4	69	47-22
Double-Figure Assists	0	0-0	0	0-0
Double-Doubles	0	0-0	0	0-0
Led SDSU in Scoring	0	0-0	27	16-11
Led SDSU in Rebounding	1	0-1	1	0-1
Led SDSU in Assists	5	3-2	36	24-12
15+ Point Games	3	2-1	24	17-7
5+ Assist Games	4	4-0	16	15-1
One Turnover or Less	8	6-2	55	40-15
Consecutive Games	Current	Long		
Double-Figure Scoring	0	8		
With At Least 1 Assist	7	11		
Played 30 or More Minutes	2	4		

► HEMSLEY CAREER STATISTICS

Year	G-GS	Min.-Avg.	FG-FGA	Pct.	3P-3PA	Pct.	FT-FTA	Pct.	OR	DR	Reb	Avg.	PF-D	AT	TO	BS	ST	Pts	Avg.
15-16	37-25	1,014-27.4	147-342	.430	42-118	.356	107-141	.759	19	70	89	2.4	82-3	68	71	12	27	443	12.0
16-17	32-31	917-28.7	146-352	.415	56-150	.373	64-102	.627	16	62	78	2.4	67-1	66	64	9	20	412	12.9
17-18	32-7	698-21.8	81-188	.431	21-79	.266	49-80	.613	6	49	55	1.7	58-0	67	55	5	21	232	7.3
18-19	24-23	735-30.6	77-179	.430	23-68	.338	47-70	.671	14	56	70	2.9	42-0	60	53	12	29	224	9.3
Totals	125-86	3,364-26.9	451-1,061	.425	142-415	.342	267-393	.679	55	237	292	2.3	249-4	261	243	38	97	1,311	10.5



Game 10

**San Diego State 99
CSU Dominguez Hills 46**

**Dec. 12, 2018 ♦ San Diego, Calif.
Viejas Arena ♦ Att.: 10,283**

SAN DIEGO - San Diego State used a 23-0 run in the first half to cruise to a 99-46 victory at Viejas Arena over Division II member Cal State Dominguez Hills.

The 53-point victory was the fifth largest margin of victory in school history and the largest since an 83-point win over St. Katherine College on Dec. 27, 2013.

Four Aztecs scored in double figures led by sophomore forward Matt Mitchell's 20 points. Mitchell connected on 3-of-6 from beyond the arc en route to his fourth career 20-point scoring effort and second of the 2018-19 campaign.

Sophomore forward Jalen McDaniels added 13 points, six rebounds and four assists for San Diego State.

The Aztecs, who were meeting Dominguez Hills for the first time, broke a two-game losing streak.

The game was tied at nine with 13:40 to play in the first half when the Aztecs went on their monster spurt. SDSU got points from eight different players during the 23-0 run - Jordan Schakel 5, Nolan Narain 4, Nathan Mensah 3, Adam Seiko 3, Devin Watson 3, Jeremy Hemsley 2, Matt Mitchell 2 and Jalen McDaniels. Dominguez Hills was held without a point for 7:45 during the SDSU run.

San Diego State dominated every statistical category, including rebounding (53-27), field goal percentage (49.3-30.9), three-point field goal percentage (51.9-12.5), assists (28-10) and turnovers forced (18-10).

Statistical table for Game 10: SDSU vs CSUDH. Columns include Player, FG, 3FG, FT, R, F, TP, A, TO, B, S, MP. Row 1: Chavers * 4-5 0-0 0-0 1 4 8 0 1 0 0 14. Row 2: Hatfield * 0-5 0-5 0-0 4 1 0 2 1 1 0 23. Row 3: Whitsett * 2-4 0-0 0-0 3 4 4 0 1 2 0 15. Row 4: Brown * 2-10 0-2 1-2 2 1 5 1 1 0 1 23. Row 5: Morris * 0-5 0-4 0-0 3 2 0 5 3 0 0 29. Row 6: Kresl 2-9 1-5 3-4 1 2 8 0 2 0 1 14. Row 7: Hicks 1-3 0-1 0-0 5 1 2 0 2 0 0 18. Row 8: Howard 3-5 1-1 4-4 2 2 11 0 4 1 2 24. Row 9: Garcia 3-8 1-6 0-0 2 1 7 2 0 0 1 21. Row 10: Cascio 0-1 0-0 0-0 0 0 0 0 0 0 0 3. Row 11: Obeni 0-0 0-0 1-4 3 4 1 0 0 1 1 16. Row 12: Team 1 3. Totals: 17-55 3-24 9-14 27 22 46 10 18 5 6 200

Statistical table for Game 10: SDSU vs CSUDH. Columns include Player, FG, 3FG, FT, R, F, TP, A, TO, B, S, MP. Row 1: McDaniels * 5-13 2-3 1-2 6 1 13 4 0 0 0 22. Row 2: Mitchell * 8-13 3-6 1-2 4 2 20 2 0 0 0 23. Row 3: Watson * 4-9 4-6 0-0 2 0 12 8 1 0 1 25. Row 4: Schakel * 3-7 1-4 0-0 7 4 7 2 1 0 0 21. Row 5: Arop 1-4 0-1 1-4 3 1 3 5 1 0 0 20. Row 6: Seiko 3-4 3-4 4-4 5 1 13 2 1 0 0 23. Row 7: Arop 4-6 0-0 0-0 3 2 8 0 2 0 0 11. Row 8: Sohikish 0-0 0-0 2-2 1 4 2 2 0 0 1 7. Row 9: Chang 1-4 1-3 0-0 3 0 3 1 0 0 0 7. Row 10: Narain 4-5 0-0 1-2 7 1 9 2 2 1 0 13. Row 11: Mensah, N. 3-5 0-0 2-3 6 1 8 0 2 1 1 18. Row 12: Mensah, J. 0-3 0-0 1-3 2 0 1 0 0 0 0 10. Row 13: Team 4. Totals: 36-73 14-27 13-22 53 17 99 28 10 2 3 200

Halftime: San Diego State 48, CSU Dominguez Hills 16. **FG%:** San Diego State 49.3, CSU Dominguez Hills 30.9. **3FG%:** San Diego State 51.9, CSU Dominguez Hills 12.5. **FT%:** CSU Dominguez Hills 64.3, San Diego State 59.1. **Officials:** Steve Olson, Jim Schipper, Lewis Garrison. **Technical:** none.



Game 11

**San Diego State 90
Brigham Young 81**

**Dec. 22, 2018 ♦ San Diego, Calif.
Viejas Arena ♦ Att.: 11,321**

SAN DIEGO - San Diego State used an 18-3 run early in the first half, built a 20-point first half lead and were never threatened in a 90-81 victory over Brigham Young.

The Aztecs tied a school record by claiming its third consecutive victory in the series and defeated the Cougars in San Diego for the first time since Feb. 23, 2008.

San Diego State posted 90 points on the strength of 52.8 percent shooting from the field, 12 three-point field goals and 22 free throws. The Aztecs had 20 assists on their 28 made field goals.

It marked the second straight game SDSU has scored at least 90 points for the first time since Nov. 30 and Dec. 2, 2000.

Four San Diego State players reached double figures, led by senior guard Devin Watson.

Watson scored 23 points and added eight assists, four rebounds and three steals. The senior got to the free throw line 16 times (making 12) and recorded his fifth 20-point game of the season.

Sophomore Matt Mitchell scored 22 points, on the strength of 9-of-12 shooting from the field. Mitchell was instrumental in getting the Aztecs off to a good start, scoring six of SDSU's first seven points. It marked the 10th time in his career he has scored at least 15 points, with San Diego State posting a 9-1 record in those games.

Senior guard Jeremy Hemsley had 14 points, five rebounds, four assists and three steals, while sophomore Jordan Schakel had 12 points, career-high eight rebounds and two assists.

San Diego State led 10-9 with 16:56 left in the first half before going on an 18-3 run to open up a 16-point advantage. After that, the Aztecs led by at least eight points the final 35:18 of the contest.

Statistical table for Game 11: Brigham Young vs SDSU. Columns include Player, FG, 3FG, FT, R, F, TP, A, TO, B, S, MP. Row 1: Childs * 3-7 0-2 5-7 6 4 11 2 6 1 0 28. Row 2: Hardnett * 5-12 2-6 0-0 1 2 12 0 3 0 0 20. Row 3: Seljaas * 0-1 0-1 0-0 1 3 0 1 1 0 0 8. Row 4: Haw * 7-13 0-2 4-4 2 2 18 5 1 0 0 32. Row 5: Harding * 3-3 2-2 0-0 4 3 8 2 2 0 0 26. Row 6: Bergersen 2-3 1-1 1-1 2 0 6 2 0 0 0 17. Row 7: Emery 3-8 1-5 0-0 2 2 7 2 2 0 2 24. Row 8: Maughan 0-0 0-0 0-0 0 0 0 1 0 0 0 1. Row 9: Cannon 1-2 1-1 0-0 1 2 3 1 0 0 0 8. Row 10: Baxter 0-0 0-0 0-0 1 0 0 0 0 0 0 3. Row 11: Nixon 0-0 0-0 0-0 0 2 0 0 1 0 0 7. Row 12: Lee 2-2 1-1 0-0 2 2 5 0 0 0 0 5. Row 13: Worthington 5-7 0-0 1-1 5 2 11 0 1 0 1 21. Row 14: Team 2 1. Totals: 31-58 8-21 11-13 29 24 81 16 18 1 3 200

Statistical table for Game 11: SDSU vs Brigham Young. Columns include Player, FG, 3FG, FT, R, F, TP, A, TO, B, S, MP. Row 1: McDaniels * 2-8 0-3 2-4 2 4 6 3 1 0 1 22. Row 2: Mitchell * 9-12 3-4 1-3 2 2 22 2 0 0 0 36. Row 3: Watson * 4-11 3-8 12-16 4 0 23 8 2 0 3 37. Row 4: Schakel * 4-7 4-6 0-0 8 2 12 2 2 0 1 35. Row 5: Hemsley * 4-9 1-3 5-6 5 2 14 4 4 1 3 36. Row 6: Seiko 0-1 0-1 2-2 1 0 2 0 0 0 0 8. Row 7: Narain 2-2 1-1 0-1 2 1 5 1 1 0 0 8. Row 8: Mensah, N. 3-3 0-0 0-0 2 3 6 0 1 1 0 18. Row 9: Team 2. Totals: 28-53 12-26 22-32 28 14 90 20 11 2 8 200

Halftime: San Diego State 52, Brigham Young 38. **FG%:** Brigham Young 53.4, San Diego State 52.8. **3FG%:** San Diego State 46.2, Brigham Young 38.1. **FT%:** Brigham Young 84.6, San Diego State 68.8. **Officials:** David Hall, Deldra Carr, Steve Olson. **Technical:** none.



Game 12

**Brown 82
San Diego State 61**

**Dec. 29, 2018 ♦ San Diego, Calif.
Viejas Arena ♦ Att.: 10,821**

SAN DIEGO - Desmond Cambridge scored 25 points, including making four 3-point shots in a dizzying first-half barrage that helped carry Brown to an 82-61 victory against San Diego State on Saturday night.

The Bears (9-4) made six 3-pointers overall in a 26-0 run that gave them a 50-22 lead just before halftime.

As the Bears were draining 3s, San Diego State (7-5) went more than eight minutes without scoring. After Aguek Arop made a 3-pointer to pull the Aztecs to 24-20 with 8:32 left before half-time, they didn't score again until Arop had a slam dunk with 29 seconds left to make it 50-22.

SDSU simply had no answer for Brown during the decisive run. After Tamenang Choh made a layup for a 26-20 Brown lead, the Aztecs missed three jumpers on their next possession. Brown's Travis Fuller, who played at La Costa Canyon High in northern San Diego County, rebounded to set up a 3-pointer by Cambridge.

Brown made 3s on its next four possessions, with Cambridge and Okolie alternating shots from behind the arc. Okolie's second 3 made it 41-20. The run continued with nine more points by Brown, with Cambridge hitting another 3 and Okolie making a turn-around jumper and a layup.

Cambridge went down hard after committing his third foul with 14 minutes left and got up favoring his right knee. He came out of the game but later returned.

Jalen McDaniels scored 19 and Arop 11 for SDSU, which was coming off a 90-81 win against Brigham Young.

Statistical table for Game 12: Brown vs SDSU. Columns include Player, FG, 3FG, FT, R, F, TP, A, TO, B, S, MP. Row 1: Howard * 4-6 2-3 1-2 5 4 11 0 1 0 0 23. Row 2: Choh * 7-9 0-0 2-2 6 3 16 6 3 1 0 28. Row 3: Okolie * 5-10 3-4 0-1 4 1 13 5 1 0 1 28. Row 4: Hunsaker * 1-5 1-4 0-0 4 2 3 2 0 1 2 29. Row 5: Cambridge * 9-15 7-11 0-0 4 4 25 2 0 1 2 28. Row 6: Mitchell 1-1 0-0 0-0 2 2 2 1 0 0 0 12. Row 7: Fuller 1-1 0-0 0-0 3 2 2 1 2 0 0 11. Row 8: Anderson 3-8 2-5 1-2 0 2 9 2 3 0 0 21. Row 9: Mawanda-Kalema 0-2 0-0 0-0 0 0 0 0 0 0 0 2. Row 10: Franks 0-0 0-0 0-0 1 1 0 0 0 0 0 2. Row 11: Sullivan 0-0 0-0 0-0 2 3 0 1 1 0 0 6. Row 12: Shaughnessy 0-0 0-0 0-0 1 0 0 1 0 0 0 3. Row 13: Shaper 0-1 0-1 1-2 2 0 1 0 0 0 0 2. Row 14: Gainey 0-0 0-0 0-0 0 0 0 0 0 0 0 2. Row 15: DeWolf 0-0 0-0 0-0 0 0 0 0 0 0 0 3. Row 16: Team 2 1. Totals: 31-58 15-28 5-9 36 24 82 21 13 2 5 200

Statistical table for Game 12: SDSU vs Brown. Columns include Player, FG, 3FG, FT, R, F, TP, A, TO, B, S, MP. Row 1: McDaniels * 7-14 2-3 3-4 6 2 19 2 3 2 3 32. Row 2: Mitchell * 3-8 0-3 2-4 1 2 8 1 3 0 0 27. Row 3: Watson * 1-7 0-4 2-4 2 2 4 5 2 0 0 30. Row 4: Schakel * 2-5 2-4 3-4 3 1 9 2 1 1 2 28. Row 5: Hemsley * 0-4 0-2 0-0 2 2 0 1 1 1 0 29. Row 6: Arop 3-8 1-1 4-4 5 2 11 0 1 0 1 14. Row 7: Sohikish 0-0 0-0 0-0 0 0 0 0 0 0 0 6. Row 8: Chang 0-0 0-0 0-0 1 0 0 0 2 0 0 6. Row 9: Narain 0-0 0-0 1-2 0 1 1 0 0 1 0 7. Row 10: Mensah, N. 3-4 0-0 3-4 7 3 9 1 1 2 0 15. Row 11: Mensah, J. 0-4 0-0 0-0 0 1 0 0 0 0 0 6. Row 12: Team 5. Totals: 19-54 5-17 18-26 32 16 61 12 14 7 6 200

Halftime: Brown 50, San Diego State 22. **FG%:** Brown 53.4, San Diego State 35.2. **3FG%:** Brown 53.6, San Diego State 29.4. **FT%:** San Diego State 69.2, Brown 55.6. **Officials:** Michael Irving, Nate Harris, John Paul Guerrero. **Technical:** none.



Game 25

San Diego State 71
Boise State 65

Feb. 16, 2019 ♦ San Diego, Calif.

Viejas Arena ♦ Att.: 11,040

SAN DIEGO — Devin Watson paced San Diego State with 19 points, Jalen McDaniels added 18 and teammates Matt Mitchell and Nathan Mensah also scored in double figures as the Aztecs beat Boise State, 71-65, on Saturday.

SDSU (16-9, 8-4 Mountain West) won for the sixth time in its last seven outings and ran its home conference winning streak to 12 games in splitting the season series with the Broncos (11-15, 6-7).

Boise State bolted to a 5-0 lead as it was clear the Aztecs were in for an uneven first half. They would take a one-point lead some five minutes in but then they went nearly five more minutes before converting another field goal.

SDSU, after a sluggish first half, went ahead 45-35 with 14 minutes remaining when Watson hit his second three-pointer in three minutes, with his two free throws separating his long-range shots. The Aztecs outscored the Broncos 14-2 over a four-minute span to enjoy their biggest cushion of the game.

Boise State was led by Justinian Jessop's 19 points. The Broncos mounted a few charges at the Aztecs, but SDSU countered them by handling the ball better and improving its aim.

Boise State pulled to within four points with 45 seconds to play on RJ Williams' put-back and then a free throw by Pat Dembley, who replaced an injured Williams. Jessop's three-pointer later sliced it to 68-65 before Watson's free throw helped seal the win.

San Diego State overcame a halftime deficit to win in a conference game for the first time this season. Overall, it was the third time SDSU has rallied from a deficit at intermission.

SDSU matched its season-long win streak to three games and has won six of its last seven games. The Aztecs have also won 12 consecutive Mountain West home games.

Senior guard Jeremy Hemsley moved into ninth place on the SDSU career scoring list with his seven points on Saturday (1,311).

Boise State	FG	3FG	FT	R	F	TP	A	TO	B	S	MP
Wacker	* 0-2	0-0	1-3	4	1	1	4	1	1	0	23
Dickinson	* 1-2	1-2	0-0	2	4	3	2	1	0	3	24
Jessup	* 8-15	3-7	0-1	6	0	19	3	0	0	1	36
Alston	* 4-10	2-4	2-2	3	3	12		1	0	0	25
Hobbs	* 3-12	1-3	0-0	4	3	7	1	2	0	2	35
Harwell	1-2	0-1	2-2	0	1	4	0	0	0	2	10
Haney	2-4	0-0	0-2	2	4	4	1	1	1	0	12
Dembley	2-5	1-2	2-3	0	2	7	1	0	0	1	16
Williams	3-4	0-0	2-4	4	2	8	1	4	1	1	19
Team				0							
Totals	24-56	8-19	9-17	25	20	65	14	11	3	10	200

SDSU	FG	3FG	FT	R	F	TP	A	TO	B	S	MP
McDaniels	* 9-20	0-4	0-0	7	3	18	1	4	0	3	36
Mitchell	* 3-11	1-5	6-6	7	2	13	3	1	1	1	32
Mensah, N.	* 4-6	0-0	2-4	8	5	10	0	0	2	1	22
Watson	* 4-8	3-6	8-10	6	3	19	2	6	0	0	30
Hemsley	* 3-5	0-0	1-4	5	0	7	6	1	2	1	35
Seiko	0-0	0-0	0-0	0	0	0	0	1	0	0	13
Arop	2-3	0-0	0-0	4	3	4	0	1	1	0	17
Narain	0-2	0-1	0-0	1	2	0	0	2	1	1	15
Team				5							
Totals	25-55	4-16	17-24	43	18	71	12	16	7	7	200

Halftime: Boise State 29, San Diego State 25. **FG%:** San Diego State 45.5, Boise State 42.9. **3FG%:** Boise State 42.1, San Diego State 25.0. **FT%:** San Diego State 70.8, Boise State 52.9. **Officials:** Randy McCall, Kelly Self, Glen Mayberry. **Technical:** Derrick Alston (Boise State).

SAN DIEGO STATE CAREER RECORDS (CONT.)

15.	James Rahon	11-12-13	100	78
16.	Leonard Allen	82-83-84-85	116	76
17.	Xavier Thames	12-13-14	97	75
18.	Matt Thomas	05-06-07-08-09	124	74
19.	Brandon Heath	04-05-06-07	125	71
20.	Jamaal Franklin	11-12-13	87	68
21.	Michael Cage	81-82-83-84	112	68

Conference Victories

<i>since 1975-76</i>				
Rk	Name	Years	CGP	Wins
1.	Winston Shepard	13-14-15-16	70	55
1.	Skylar Spencer	13-14-15-16	70	55
3.	Dakarai Allen	14-15-16-17	68	51
4.	Matt Shrigley	14-15-16-17	64	49
5.	Trey Kell	15-16-17-18	68	48
5.	Malik Pope	15-16-17-18	67	48
7.	D.J. Gay	08-09-10-11	64	45
8.	Billy White	08-09-10-11	56	43
9.	Jeremy Hemsley	16-17-18-19	62	42
10.	Chase Tapley	10-11-12-13	59	41
11.	JJ O'Brien	13-14-15	51	39
11.	Richie Williams	06-07-08-09	60	39
13.	Kyle Spain	06-07-08-09	51	36
13.	Leonard Allen	82-83-84-85	64	36
15.	Xavier Thames	12-13-14	44	33
15.	Michael Cage	81-82-83-84	64	33
17.	Matt Thomas	05-06-07-08-09	59	32
17.	Brandon Heath	04-05-06-07	60	32
17.	Anthony Watson	83-84-85-86	64	32
20.	James Rahon	11-12-13	44	31

SAN DIEGO STATE SINGLE-SEASON RECORDS (CONT.)

17.	Leon Carter (Sr.)	17.38	96
18.	Rodney Hawkins (Sr.)	17.34	88
19.	Jamaal Franklin (So.)	17.03	12
20.	Malcolm Thomas (Sr.)	16.97	11
21.	Eddy Gordon (Fr.)	16.78	80
22.	Joe McNaull (So.)	15.93	92
23.	Michael Cage (So.)	15.86	82
24.	Jalen McDaniels (Fr.)	15.73	18
25.	Carlus Groves (Sr.)	15.68	94
26.	Mitch McMullen (Sr.)	15.52	89

	Devin Watson (Sr.)	14.00	19

Pts.-Rebs.-Assists (PRA)

since 1972-73 season

Rk	Name (Class)	PRA	Yr.
1.	Michael Cage (Sr.)	1,050	84
2.	Kawhi Leonard (So.)	1,028	11
3.	Jamaal Franklin (Jr.)	981	13
4.	Michael Cage (Jr.)	932	83
5.	Randy Holcomb (Sr.)	911	02
6.	Brandon Heath (Sr.)	884	07
7.	Marcus Slaughter (Jr.)	879	06
8.	Anthony Watson (Sr.)	868	86
9.	Jamaal Franklin (So.)	856	12
10.	Xavier Thames (Sr.)	853	14
11.	Kawhi Leonard (Fr.)	834	10
12.	Brandon Heath (Jr.)	832	06
12.	Steve Copp (Sr.)	832	76
14.	Aerick Sanders (Sr.)	808	04
15.	Malcolm Thomas (Sr.)	807	11
16.	Steve Malovic (Sr.)	793	79
17.	Marty Dow (Sr.)	786	91
18.	Will Connelly (Jr.)	771	76
19.	Winston Shepard (Sr.)	768	16
20.	Tony Bland (Jr.)	762	02
21.	Chase Tapley (Jr.)	760	12
22.	Shawn Jamison (Jr.)	759	90
23.	Marcus Slaughter (So.)	757	05
24.	Lorenzo Wade (Jr.)	756	08
25.	Anthony Watson (Jr.)	751	85

	Jalen McDaniels (So.)	701	19
	Devin Watson (Sr.)	596	19

PRA Average

since 1972-73 season

Rk	Name (Class)	PRA/G Yr.
1.	Michael Cage (Sr.)	37.50 84
2.	Michael Cage (Jr.)	33.29 83
3.	Anthony Watson (Sr.)	31.00 86
4.	Jamaal Franklin (Jr.)	29.73 13
5.	Steve Malovic (Sr.)	29.37 79
6.	Marcus Slaughter (Jr.)	29.30 06
7.	Steve Copp (Sr.)	28.69 76
8.	Chris McMurray (Jr.)	28.64 72
9.	Kawhi Leonard (So.)	28.56 11
10.	Jalen McDaniels (So.)	28.04 19
10.	Marcus Slaughter (So.)	28.04 05
12.	Randy Holcomb (Sr.)	27.61 02
13.	Will Connelly (So.)	27.52 75
14.	Marty Dow (Sr.)	27.10 91
15.	Aerick Sanders (Sr.)	26.93 04
16.	Brandon Heath (Sr.)	26.78 07
17.	Kim Goetz (Sr.)	26.77 79
18.	Jamaal Franklin (So.)	26.75 12
19.	Will Connelly (Jr.)	26.59 76
20.	Carlus Groves (Sr.)	25.95 94
21.	Brandon Heath (So.)	25.52 05
22.	Jason Richey (Jr.)	25.48 97
23.	Brandon Heath (Jr.)	25.21 06
24.	Steve Copp (Jr.)	25.11 75
25.	Steffond Johnson (Sr.)	24.76 86

26.	Joel Kramer (Sr.)	24.68	78

	Devin Watson (Sr.)	23.84	19

Victories

DI	Name (Class)	Wins	Yr.
1.	Brian Carlwell (Sr.)	34	11
1.	D.J. Gay (Sr.)	34	11
1.	James Rahon (So.)	34	11
1.	Malcolm Thomas (Sr.)	34	11
5.	Kawhi Leonard (So.)	33	11
5.	Billy White (Sr.)	33	11
7.	Matt Shrigley (Fr.)	31	14
7.	Skylar Spencer (So.)	31	14
7.	Xavier Thames (Sr.)	31	14
7.	Chase Tapley (So.)	31	11
11.	Josh Davis (Sr.)	30	14
11.	JJ O'Brien (So.)	30	14
11.	Winston Shepard (So.)	30	14
14.	Dwayne Polee II (Jr.)	29	14
14.	Aqeel Quinn (Jr.)	29	14
16.	Dakarai Allen (Jr.)	28	16
16.	Angelo Chal (Sr.)	28	16
16.	Zylan Cheatham (Fr.)	28	16
16.	Trey Kell (So.)	28	16
16.	Malik Pope (So.)	28	16
16.	Skylar Spencer (Sr.)	28	16
16.	Tim Shelton (Jr.)	28	11
23.	Jeremy Hemsley (Fr.)	27	16
23.	Winston Shepard (Sr.)	27	16
23.	JJ O'Brien (Sr.)	27	16
23.	Winston Shepard (Jr.)	27	16
23.	Skylar Spencer (Jr.)	27	16

SAN DIEGO STATE FRESHMAN RECORDS (CONT.)

4.	Jalen McDaniels	622	2018
5.	Jeremy Hemsley	600	2016
6.	Tony Ross	551	1987
7.	Brandon Heath	546	2004
8.	Zylan Cheatham	541	2016
9.	Matt Mitchell	534	2018
10.	Presnell Gilbert	516	1977

Nathan Mensah **284** **2019**

PRA Average

since 1972-73 season

Rk	Name	PRAPG	Year
1.	Kawhi Leonard	24.53	2010
2.	Michael Cage	24.48	1981
3.	Presnell Gilbert	23.45	1977
4.	Eddy Gordon	23.33	1980
5.	Tony Ross	19.68	1987
6.	Jalen McDaniels	18.85	2018
7.	Steve Copp	18.31	1973
8.	Brandon Heath	18.20	2004
9.	Eddie Morris	18.08	1980
10.	Myron Epps	17.96	1999

Nathan Mensah **11.36** **2019**

SAN DIEGO STATE SCHEDULE/RESULTS

Record: 16-9 (Home: 12-2, Away: 3-5, Neutral: 1-2)
 Mountain West: 8-4 (Home: 6-0, Away: 2-4)

Date	SDSU NR	Opponent	SDSU Result	W-L	Record	MW	Scorer	San Diego State High			Attendance
								Rebounder	Assists		
Nov. 6	rv/--	ARKANSAS-PINE BLUFF	W 76-60	W1	1-0		Watson - 20	McDaniels - 9	McDaniels - 5	11,077	
Nov. 14		TEXAS SOUTHERN	W 103-64	W2	2-0		Mitchell - 21	McDaniels - 9	Watson - 8	10,507	
Nov. 19		vs. (1/1) Duke # (QF) (D)	L 90-64	L1	2-1		Watson - 15	McDaniels - 5	McDaniels/Watson - 3	2,400 (c)	
Nov. 20		vs. Xavier # (C-SF) (D)	W 79-74	W1	3-1		McDaniels - 26	McDaniels - 8	Watson - 7	2,400 (c)	
Nov. 21		vs. (rv/rv) Iowa State # (5P) (D)	L 87-57	L1	3-2		Mitchell - 14	McDaniels - 7	Schakel/Hemsley - 2	2,400 (c)	
Nov. 27		JACKSON STATE	W 87-44	W1	4-2		Mitchell/Schakel - 15	N. Mensah - 11	McDaniels/Watson - 4	10,453	
Dec. 1		at Illinois State S (D)	W 75-65	W2	5-2		Watson - 23	McDaniels - 15	Watson - 7	6,245	
Dec. 5		SAN DIEGO	L 73-61	L1	5-3		Watson - 22	McDaniels - 8	Mitchell/Watson - 3	11,082	
Dec. 8		at California	L 89-83	L2	5-4		McDaniels - 20	McDaniels/Hemsley - 6	Watson - 7	5,268	
Dec. 12		CAL STATE DOMINGUEZ HILLS	W 99-46	W1	6-4		Mitchell - 20	Schakel/Narain - 7	Watson - 8	10,283	
Dec. 22		BRIGHAM YOUNG (D)	W 90-81	W2	7-4		Watson - 23	Schakel - 8	Watson - 8	11,321	
Dec. 29		BROWN	L 82-61	L1	7-5		McDaniels - 19	N. Mensah - 7	Watson - 5	10,821	
Jan. 1		CSUN (D)	W 65-60	W1	8-5		McDaniels - 20	McDaniels - 13	Watson - 6	9,971	
Jan. 5		at Boise State*	L 88-64	L1	8-6	0-1	Watson - 24	McDaniels - 5	Watson - 3	5,425	
Jan. 8		WYOMING*	W 84-54	W1	9-6	1-1	McDaniels - 22	McDaniels - 12	Watson - 8	10,130	
Jan. 12		at Air Force* (D)	L 62-48	L1	9-7	1-2	McDaniels - 18	McDaniels - 11	Watson - 4	2,346	
Jan. 15		NEW MEXICO*	W 97-77	W1	10-7	2-2	McDaniels - 24	McDaniels - 11	Hemsley/Mitchell - 9	10,277	
Jan. 22		at Fresno State*	L 66-62	L1	10-8	2-3	McDaniels - 19	McDaniels - 10	Watson - 3	5,792	
Jan. 26		UNLV* (D)	W 94-77	W1	11-8	3-3	McDaniels - 30	McDaniels - 13	McDaniels - 4	11,254	
Jan. 30		AIR FORCE*	W 66-51	W2	12-8	4-3	Watson - 15	McDaniels - 11	Hemsley - 5	10,107	
Feb. 2		at San José State*	W 67-56	W3	13-8	5-3	Watson - 27	McDaniels - 9	Watson - 6	2,430	
Feb. 5		at New Mexico*	L 83-70	L1	13-9	5-4	McDaniels - 25	McDaniels - 9	Watson/Hemsley - 3	10,279	
Feb. 9		UTAH STATE*	W 68-63	W1	14-9	6-4	Watson - 23	N. Mensah - 10	McDaniels/Watson - 3	10,631	
Feb. 12		at Colorado State*	W 71-60	W2	15-9	7-4	Watson - 21	McDaniels - 12	Arop - 3	2,596	
Feb. 16		BOISE STATE* (D)	W 71-65	W3	16-9	8-4	Watson - 19	N. Mensah - 8	Hemsley - 6	11,040	
Feb. 20		NEVADA*									
Feb. 23		at UNLV*									
Feb. 26		at Utah State*									
March 2		SAN JOSÉ STATE*									
March 6		FRESNO STATE*									
March 9		at Nevada*									

Caps denotes home game. # - Maui Jim Maui Invitational (Lahaina Civic Center; Lahaina, Hawaii). S - Mountain West-Missouri Valley Challenge. * - Mountain West Game. ` - Mountain West Men's Basketball Championship (Thomas & Mack Center; Las Vegas, Nevada). c - Capacity crowd. SDSU NR - San Diego State national ranking (Associated Press and USA Today coaches polls at game time). Time to the right of opponent name indicates time remaining on a game-winning shot. D - Indicates game played during the afternoon

Record/Attendance Summary

	G	W-L	Total	Average	High
Home	14	12-2	148,954	10,640	11,321
Mountain West	6	6-0	63,439	10,573	11,254
Away	8	3-5	40,381	5,048	10,279
Mountain West	6	2-4	28,868	4,811	10,279
Neutral	3	1-2	7,200	2,400	2,400
Total	25	16-9	196,535	7,861	11,321
Mountain West	12	8-4	92,307	7,692	11,254

Win/Loss Margin

	1	2	4	5	6	9	10	11	12	13	14	15	16	17	20	21	24	26	28	30	39	43	53	=<3	=<5	=<10	
Win				3	1	1	1	2				1	1	1	1						1	1	1	1		3	6
Loss			1		1					1	1	1					1	1	1						1		2

SEASON STATS

Record: 16-9 (Home: 12-2, Away: 3-5, Neutral: 1-2)

No.	Player	GP	GS	Min	Avg	TOTAL			3-PTS			FT			REBOUNDS								Pts	Avg			
						FG	FGA	Pct	3FG	FGA	Pct	FT	FTA	Pct	Off	Def	Tot	Avg	PF	FO	A	TO			Blk	Stl	
05	MCDANIELS, Jalen	25	25	779	31.2	169	341	.496	20	60	.333	71	95	.747	58	156	214	8.6	68	2	58	64	11	32	429	17.2	
00	WATSON, Devin	25	25	843	33.7	131	306	.428	66	165	.400	83	109	.761	9	65	74	3.0	39	0	111	67	0	22	411	16.4	
11	MITCHELL, Matt	25	25	652	26.1	89	209	.426	29	93	.312	56	73	.767	15	80	95	3.8	69	3	53	47	4	20	263	10.5	
42	HEMSLEY, Jeremy	24	23	735	30.6	77	179	.430	23	68	.338	47	70	.671	14	56	70	2.9	42	0	60	53	12	29	224	9.3	
20	SCHAKEL, Jordan	19	16	466	24.5	45	101	.446	31	74	.419	31	37	.838	15	56	71	3.7	61	4	23	11	3	17	152	8.0	
31	MENSAH, Nathan	25	11	482	19.3	51	88	.580	0	0	.000	36	50	.720	55	79	134	5.4	66	2	12	15	31	5	138	5.5	
03	AROP, Aguek	23	0	291	12.7	27	58	.466	3	12	.250	16	22	.727	26	35	61	2.7	35	1	18	21	10	11	73	3.2	
24	NARAIN, Nolan	22	0	278	12.6	30	55	.545	3	10	.300	8	17	.471	25	29	54	2.5	46	0	14	21	6	7	71	3.2	
02	SEIKO, Adam	24	0	337	14.0	16	38	.421	14	32	.438	20	26	.769	2	26	28	1.2	21	0	19	13	1	7	66	2.8	
23	CHANG, Ed	11	0	45	4.1	5	14	.357	5	13	.385	2	2	1.000	2	7	9	0.8	1	0	4	3	2	1	17	1.5	
35	MENSAH, Joel	13	0	63	4.8	4	21	.190	0	0	.000	6	9	.667	4	8	12	0.9	8	0	0	0	2	0	14	1.1	
04	SOHIKISH, Michael	9	0	29	3.2	1	6	.167	0	3	.000	2	2	1.000	0	1	1	0.1	4	0	4	1	0	2	4	0.4	
TEAM															39	29	68	2.7	1			5			0		
SAN DIEGO STATE		25			645 1416			.456	194	530	.366	378	512	.738	264	627	891	35.6	461	12	376	321	82	153	1862	74.5	
OPPONENTS		25			594 1418			.419	206	611	.337	323	454	.711	250	566	816	32.6	487	-	329	339	60	153	1717	68.7	

SCORE BY PERIODS:	1st	2nd	OT	2OT	Total
SAN DIEGO STATE	890	972			1862
OPPONENTS	807	910			1717

Mountain West: 8-4 (Home: 6-0, Away: 2-4)

No.	Player	GP	GS	Min	Avg	TOTAL			3-PTS			FT			REBOUNDS								Pts	Avg			
						FG	FGA	Pct	3FG	FGA	Pct	FT	FTA	Pct	Off	Def	Tot	Avg	PF	FO	A	TO			Blk	Stl	
05	MCDANIELS, Jalen	12	12	394	32.8	97	187	.519	10	29	.345	33	40	.825	34	83	117	9.8	32	1	23	32	4	17	237	19.8	
00	WATSON, Devin	12	12	398	33.2	68	157	.433	31	78	.397	45	57	.789	2	36	38	3.2	23	0	41	34	0	11	212	17.7	
11	MITCHELL, Matt	12	12	325	27.1	35	93	.376	12	42	.286	16	18	.889	5	42	47	3.9	35	2	28	26	2	12	98	8.2	
42	HEMSLEY, Jeremy	11	10	337	30.6	32	74	.432	8	32	.250	21	32	.656	5	27	32	2.9	18	0	32	25	8	14	93	8.5	
31	MENSAH, Nathan	12	11	270	22.5	29	50	.580	0	0	.000	16	19	.842	30	38	68	5.7	40	2	6	6	16	2	74	6.2	
03	AROP, Aguek	12	0	170	14.2	16	30	.533	2	6	.333	9	14	.643	14	16	30	2.5	18	0	12	11	6	8	43	3.6	
20	SCHAKEL, Jordan	6	3	123	20.5	12	30	.400	6	21	.286	8	12	.667	2	10	12	2.0	18	1	5	1	1	7	38	6.3	
24	NARAIN, Nolan	10	0	141	14.1	13	30	.433	1	7	.143	0	1	.000	10	11	21	2.1	25	0	7	9	1	4	27	2.7	
02	SEIKO, Adam	12	0	193	16.1	7	19	.368	7	18	.389	5	8	.625	0	15	15	1.3	10	0	12	9	1	2	26	2.2	
23	CHANG, Ed	5	0	17	3.4	2	6	.333	2	6	.333	2	2	1.000	2	2	4	0.8	1	0	2	0	0	1	8	1.6	
35	MENSAH, Joel	6	0	24	4.0	1	4	.250	0	0	.000	2	2	1.000	1	4	5	0.8	6	0	0	0	2	0	4	0.7	
04	SOHIKISH, Michael	3	0	7	2.3	1	4	.250	0	2	.000	0	0	.000	0	0	0	0.0	0	0	1	0	0	0	2	0.7	
TEAM															20	12	32	2.7	0			2			0		
SAN DIEGO STATE		12			313 684			.458	79	241	.328	157	205	.766	125	296	421	35.1	226	6	169	155	41	78	862	71.8	
OPPONENTS		12			279 658			.424	102	286	.357	142	205	.693	110	265	375	31.3	209	-	156	162	28	76	802	66.8	

SCORE BY PERIODS:	1st	2nd	OT	2OT	Total
SAN DIEGO STATE	400	462			862
OPPONENTS	359	443			802

HOME/AWAY STATS

Home: 12-2

No.	Player	GP	GS	Min	Avg	TOTAL			3-PTS			FT			REBOUNDS											
						FG	FGA	Pct	3FG	FGA	Pct	FT	FTA	Pct	Off	Def	Tot	Avg	PF	FO	A	TO	Blk	Stl	Pts	Avg
05	MCDANIELS, Jalen	14	14	422	30.1	89	187	.476	13	36	.361	43	57	.754	28	89	117	8.4	37	1	40	38	5	25	234	16.7
00	WATSON, Devin	14	14	461	32.9	69	161	.429	38	90	.422	48	62	.774	4	38	42	3.0	19	0	66	35	0	12	224	16.0
11	MITCHELL, Matt	14	14	387	27.6	63	133	.474	23	57	.404	36	47	.766	11	51	62	4.4	37	2	41	26	3	12	185	13.2
42	HEMSLEY, Jeremy	13	13	382	29.4	40	93	.430	11	31	.355	22	36	.611	7	31	38	2.9	20	0	42	24	7	16	113	8.7
31	MENSAH, Nathan	14	6	294	21.0	37	57	.649	0	0	.000	29	41	.707	33	52	85	6.1	38	2	7	10	23	3	103	7.4
20	SCHAKEL, Jordan	10	9	249	24.9	27	58	.466	18	41	.439	23	27	.852	11	36	47	4.7	27	1	16	7	2	12	95	9.5
03	AROP, Aguek	13	0	191	14.7	20	36	.556	3	7	.429	7	10	.700	20	24	44	3.4	22	1	12	17	7	5	50	3.8
24	NARAIN, Nolan	13	0	133	10.2	19	33	.576	2	5	.400	8	13	.615	16	12	28	2.2	23	0	10	13	4	4	48	3.7
02	SEIKO, Adam	13	0	175	13.5	10	23	.435	8	18	.444	14	16	.875	1	18	19	1.5	12	0	11	8	0	7	42	3.2
23	CHANG, Ed	7	0	32	4.6	5	12	.417	5	11	.455	0	0	.000	2	6	8	1.1	0	0	3	3	2	1	15	2.1
35	MENSAH, Joel	8	0	46	5.8	3	17	.176	0	0	.000	3	5	.600	4	5	9	1.1	7	0	0	0	0	0	9	1.1
04	SOHIKISH, Michael	8	0	28	3.5	1	6	.167	0	3	.000	2	2	1.000	0	1	1	0.1	4	0	4	1	0	1	4	0.5
TEAM																										
SAN DIEGO STATE		14				383	816	.469	121	299	.405	235	316	.744	159	383	542	38.7	247	7	252	186	53	98	1122	80.1
OPPONENTS		14				317	801	.396	108	333	.324	155	230	.674	124	306	430	30.7	291	-	185	207	39	89	897	64.1

SCORE BY PERIODS:	1st	2nd	OT	2OT	Total
SAN DIEGO STATE	542	580			1122
OPPONENTS	416	481			897

Road/Neutral: 4-7 (Away: 3-5, Neutral: 1-2)

No.	Player	GP	GS	Min	Avg	TOTAL			3-PTS			FT			REBOUNDS											
						FG	FGA	Pct	3FG	FGA	Pct	FT	FTA	Pct	Off	Def	Tot	Avg	PF	FO	A	TO	Blk	Stl	Pts	Avg
05	MCDANIELS, Jalen	11	11	357	32.5	80	154	.519	7	24	.292	28	38	.737	30	67	97	8.8	31	1	18	26	6	7	195	17.7
00	WATSON, Devin	11	11	382	34.7	62	145	.428	28	75	.373	35	47	.745	5	27	32	2.9	20	0	45	32	0	10	187	17.0
42	HEMSLEY, Jeremy	11	10	353	32.1	37	86	.430	12	37	.324	25	34	.735	7	25	32	2.9	22	0	18	29	5	13	111	10.1
11	MITCHELL, Matt	11	11	265	24.1	26	76	.342	6	36	.167	20	26	.769	4	29	33	3.0	32	1	12	21	1	8	78	7.1
20	SCHAKEL, Jordan	9	7	217	24.1	18	43	.419	13	33	.394	8	10	.800	4	20	24	2.7	34	3	7	4	1	5	57	6.3
31	MENSAH, Nathan	11	5	188	17.1	14	31	.452	0	0	.000	7	9	.778	22	27	49	4.5	28	0	5	5	8	2	35	3.2
02	SEIKO, Adam	11	0	162	14.7	6	15	.400	6	14	.429	6	10	.600	1	8	9	0.8	9	0	8	5	1	0	24	2.2
24	NARAIN, Nolan	9	0	145	16.1	11	22	.500	1	5	.200	0	4	.000	9	17	26	2.9	23	0	4	8	2	3	23	2.6
03	AROP, Aguek	10	0	100	10.0	7	22	.318	0	5	.000	9	12	.750	6	11	17	1.7	13	0	6	4	3	6	23	2.3
35	MENSAH, Joel	5	0	17	3.4	1	4	.250	0	0	.000	3	4	.750	0	3	3	0.6	1	0	0	0	2	0	5	1.0
23	CHANG, Ed	4	0	13	3.3	0	2	.000	0	2	.000	2	2	1.000	0	1	1	0.3	1	0	1	0	0	2	0.5	
04	SOHIKISH, Michael	1	0	1	1.0	0	0	.000	0	0	.000	0	0	.000	0	0	0	0.0	0	0	0	0	0	1	0	0.0
TEAM																										
SAN DIEGO STATE		11				262	600	.437	73	231	.316	143	196	.730	105	244	349	31.7	214	5	124	135	29	55	740	67.3
OPPONENTS		11				277	617	.449	98	278	.353	168	224	.750	126	260	386	35.1	196	-	144	132	21	64	820	74.5

SCORE BY PERIODS:	1st	2nd	OT	2OT	Total
SAN DIEGO STATE	348	392			740
OPPONENTS	391	429			820

WIN/LOSS STATS

Wins: 16

No.	Player	GP	GS	Min	Avg	TOTAL			3-PTS			REBOUNDS			PF	FO	A	TO	Blk	Stl	Pts	Avg																									
						FG	FGA	Pct	3FG	FGA	Pct	FT	FTA	Pct									Off	Def	Tot	Avg																					
00	WATSON, Devin	16	16	540	33.8	88	200	.440	52	116	.448	62	78	.795	6	44	50	3.1	19	0	79	41	0	14	290	18.1																					
05	MCDANIELS, Jalen	16	16	500	31.3	111	223	.498	17	45	.378	42	58	.724	39	108	147	9.2	41	0	41	42	6	25	281	17.6																					
11	MITCHELL, Matt	16	16	416	26.0	66	145	.455	24	67	.358	34	46	.739	11	56	67	4.2	41	1	43	29	4	15	190	11.9																					
42	HEMSLEY, Jeremy	15	15	456	30.4	53	114	.465	17	45	.378	28	45	.622	9	32	41	2.7	23	0	51	31	9	22	151	10.1																					
20	SCHAKEL, Jordan	10	9	263	26.3	31	60	.517	20	42	.476	18	21	.857	10	42	52	5.2	31	2	14	7	1	10	100	10.0																					
31	MENSAH, Nathan	16	8	351	21.9	36	61	.590	0	0	.000	26	35	.743	40	62	102	6.4	45	2	8	12	23	4	98	6.1																					
24	NARAIN, Nolan	14	0	169	12.1	24	41	.585	2	6	.333	7	11	.636	21	20	41	2.9	29	0	12	15	4	5	57	4.1																					
03	AROP, Aguek	14	0	200	14.3	21	36	.583	2	7	.286	8	14	.571	21	25	46	3.3	21	1	14	17	9	8	52	3.7																					
02	SEIKO, Adam	16	0	216	13.5	11	28	.393	9	23	.391	14	16	.875	2	19	21	1.3	15	0	16	10	0	6	45	2.8																					
23	CHANG, Ed	6	0	26	4.3	5	12	.417	5	11	.455	0	0	.000	2	5	7	1.2	0	0	3	1	2	1	15	2.5																					
35	MENSAH, Joel	8	0	41	5.1	3	13	.231	0	0	.000	3	5	.600	4	6	10	1.3	6	0	0	0	1	0	9	1.1																					
04	SOHIKISH, Michael	7	0	22	3.1	1	6	.167	0	3	.000	2	2	1.000	0	1	1	0.1	4	0	4	1	0	1	4	0.6																					
TEAM																																															
SAN DIEGO STATE		16				450		939		.479		148		365		.405		244		331		.737		191		435		626		39.1		276		6		285		211		59		111		1292		80.8	
OPPONENTS		16				352		920		.383		113		377		.300		180		256		.703		156		336		492		30.8		312		-		198		234		37		104		997		62.3	

SCORE BY PERIODS:	1st	2nd	OT	2OT	Total
SAN DIEGO STATE	615	677			1292
OPPONENTS	459	538			997

Losses: 9

No.	Player	GP	GS	Min	Avg	TOTAL			3-PTS			REBOUNDS			PF	FO	A	TO	Blk	Stl	Pts	Avg																									
						FG	FGA	Pct	3FG	FGA	Pct	FT	FTA	Pct									Off	Def	Tot	Avg																					
05	MCDANIELS, Jalen	9	9	279	31.0	58	118	.492	3	15	.200	29	37	.784	19	48	67	7.4	27	2	17	22	5	7	148	16.4																					
00	WATSON, Devin	9	9	303	33.7	43	106	.406	14	49	.286	21	31	.677	3	21	24	2.7	20	0	32	26	0	8	121	13.4																					
42	HEMSLEY, Jeremy	9	8	279	31.0	24	65	.369	6	23	.261	19	25	.760	5	24	29	3.2	19	0	9	22	3	7	73	8.1																					
11	MITCHELL, Matt	9	9	236	26.2	23	64	.359	5	26	.192	22	27	.815	4	24	28	3.1	28	2	10	18	0	5	73	8.1																					
20	SCHAKEL, Jordan	9	7	203	22.6	14	41	.341	11	32	.344	13	16	.813	5	14	19	2.1	30	2	9	4	2	7	52	5.8																					
31	MENSAH, Nathan	9	3	131	14.6	15	27	.556	0	0	.000	10	15	.667	15	17	32	3.6	21	0	4	3	8	1	40	4.4																					
02	SEIKO, Adam	8	0	121	15.1	5	10	.500	5	9	.556	6	10	.600	0	7	7	0.9	6	0	3	3	1	1	21	2.6																					
03	AROP, Aguek	9	0	91	10.1	6	22	.273	1	5	.200	8	8	1.000	5	10	15	1.7	14	0	4	4	1	3	21	2.3																					
24	NARAIN, Nolan	8	0	109	13.6	6	14	.429	1	4	.250	1	6	.167	4	9	13	1.6	17	0	2	6	2	2	14	1.8																					
35	MENSAH, Joel	5	0	22	4.4	1	8	.125	0	0	.000	3	4	.750	0	2	2	0.4	2	0	0	0	1	0	5	1.0																					
23	CHANG, Ed	5	0	19	3.8	0	2	.000	0	2	.000	2	2	1.000	0	2	2	0.4	1	0	1	2	0	0	2	0.4																					
04	SOHIKISH, Michael	2	0	7	3.5	0	0	.000	0	0	.000	0	0	.000	0	0	0	0.0	0	0	0	0	0	1	0	0.0																					
TEAM																																															
SAN DIEGO STATE		9				195		477		.409		46		165		.279		134		181		.740		73		192		265		29.4		185		6		91		110		23		42		570		63.3	
OPPONENTS		9				242		498		.486		93		234		.397		143		198		.722		94		230		324		36.0		175		-		131		105		23		49		720		80.0	

SCORE BY PERIODS:	1st	2nd	OT	2OT	Total
SAN DIEGO STATE	275	295			570
OPPONENTS	348	372			720

VS. NATIONALLY RANKED OPPONENTS

Record: 0-1 (Home: 0-0, Away: 0-0, Neutral: 0-1)

No.	Player	GP	GS	Min	Avg	TOTAL			3-PTS			REBOUNDS			PF	FO	A	TO	Blk	Stl	Pts	Avg				
						FG	FGA	Pct	3FG	FGA	Pct	FT	FTA	Pct									Off	Def	Tot	Avg
00	WATSON, Devin	1	1	34	34.0	5	8	.625	3	6	.500	2	2	1.000	1	3	4	4.0	3	0	3	3	0	2	15	15.0
42	HEMSLEY, Jeremy	1	1	28	28.0	4	11	.364	0	4	.000	4	4	1.000	0	4	4	4.0	2	0	0	3	0	1	12	12.0
05	MCDANIELS, Jalen	1	1	30	30.0	3	9	.333	0	0	.000	5	7	.714	1	4	5	5.0	3	0	3	3	2	0	11	11.0
11	MITCHELL, Matt	1	1	27	27.0	3	9	.333	0	4	.000	5	6	.833	1	2	3	3.0	4	0	0	2	0	1	11	11.0
02	SEIKO, Adam	1	0	11	11.0	2	2	1.000	2	2	1.000	2	4	.500	0	0	0	0.0	1	0	0	0	0	0	8	8.0
20	SCHAKEL, Jordan	1	1	26	26.0	1	5	.200	1	4	.250	2	2	1.000	2	2	4	4.0	4	0	1	1	0	0	5	5.0
03	AROP, Aguek	1	0	8	8.0	1	3	.333	0	1	.000	0	0	.000	0	4	4	4.0	1	0	0	0	1	1	2	2.0
24	NARAIN, Nolan	1	0	18	18.0	0	1	.000	0	0	.000	0	2	.000	0	2	2	2.0	3	0	0	1	0	1	0	0.0
31	MENSAH, Nathan	1	0	10	10.0	0	3	.000	0	0	.000	0	0	.000	1	1	2	2.0	2	0	1	0	0	0	0	0.0
23	CHANG, Ed	1	0	4	4.0	0	0	.000	0	0	.000	0	0	.000	0	0	0	0.0	0	0	0	0	0	0	0	0.0
35	MENSAH, Joel	1	0	4	4.0	0	2	.000	0	0	.000	0	0	.000	0	0	0	0.0	0	0	0	0	0	0	0	0.0
04	SOHIKISH, Michael	1	0	1	1.0	0	0	.000	0	0	.000	0	0	.000	0	0	0	0.0	0	0	0	0	0	1	0	0.0
TEAM															2	0	2	2.0	0			0				0
SAN DIEGO STATE		1				19	53	.358	6	21	.286	20	27	.741	8	22	30	30.0	23	0	8	13	3	7	64	64.0
OPPONENTS		1				29	57	.509	10	25	.400	22	34	.647	14	29	43	43.0	25	-	12	15	4	7	90	90.0

SCORE BY PERIODS:	1st	2nd	OT	2OT	Total
SAN DIEGO STATE	32	32			64
OPPONENTS	49	41			90

MAUI JIM MAUI INVITATIONAL

Record: 1-2

No.	Player	GP	GS	Min	Avg	TOTAL			3-PTS			REBOUNDS			PF	FO	A	TO	Blk	Stl	Pts	Avg				
						FG	FGA	Pct	3FG	FGA	Pct	FT	FTA	Pct									Off	Def	Tot	Avg
05	MCDANIELS, Jalen	3	3	93	31.0	17	37	.459	3	8	.375	10	16	.625	5	15	20	6.7	9	0	5	7	5	0	47	15.7
00	WATSON, Devin	3	3	104	34.7	13	33	.394	9	23	.391	9	10	.900	3	6	9	3.0	4	0	11	8	0	3	44	14.7
11	MITCHELL, Matt	3	3	70	23.3	9	21	.429	3	11	.273	13	14	.929	2	8	10	3.3	9	0	1	4	1	2	34	11.3
42	HEMSLEY, Jeremy	3	3	94	31.3	8	23	.348	0	5	.000	10	10	1.000	0	6	6	2.0	5	0	6	6	0	2	26	8.7
20	SCHAKEL, Jordan	3	3	79	26.3	9	18	.500	6	14	.429	2	2	1.000	2	8	10	3.3	13	1	4	3	0	0	26	8.7
02	SEIKO, Adam	3	0	37	12.3	3	5	.600	3	5	.600	4	6	.667	1	0	1	0.3	2	0	2	1	0	0	13	4.3
24	NARAIN, Nolan	3	0	53	17.7	2	5	.400	0	1	.000	0	2	.000	2	8	10	3.3	8	0	2	5	2	2	4	1.3
31	MENSAH, Nathan	3	0	39	13.0	1	5	.200	0	0	.000	1	2	.500	7	5	12	4.0	6	0	2	2	2	0	3	1.0
03	AROP, Aguek	2	0	16	8.0	1	4	.250	0	1	.000	0	0	.000	0	5	5	2.5	2	0	1	0	1	1	2	1.0
35	MENSAH, Joel	2	0	7	3.5	0	3	.000	0	0	.000	1	2	.500	0	0	0	0.0	0	0	0	0	0	0	1	0.5
23	CHANG, Ed	2	0	7	3.5	0	1	.000	0	1	.000	0	0	.000	0	0	0	0.0	0	0	0	0	0	0	0	0.0
04	SOHIKISH, Michael	1	0	1	1.0	0	0	.000	0	0	.000	0	0	.000	0	0	0	0.0	0	0	0	0	0	1	0	0.0
TEAM															5	2	7	2.3	0			1				0
SAN DIEGO STATE		3				63	155	.406	24	69	.348	50	64	.781	27	63	90	30.0	58	1	34	37	11	11	200	66.7
OPPONENTS		3				85	176	.483	32	82	.390	49	69	.710	40	73	113	37.7	60	-	41	32	7	21	251	83.7

SCORE BY PERIODS:	1st	2nd	OT	2OT	Total
SAN DIEGO STATE	101	99			200
OPPONENTS	135	116			251

INDIVIDUAL GAME-BY-GAME (POINTS/REBS./ASTS.)

	0	2	3	4	5	11	13	20	23	24	31	35	42
	Devin	Adam	Aguek	Michael	Jalen	Matt	Caleb	Jordan	Ed	Nolan	Nathan	Joel	Jeremy
Opponent	Watson	Seiko	Arop	Sohikish	McDaniels	Mitchell	Giordano	Schakel	Chang	Narain	Mensah	Mensah	Hemsley
ARKANSAS-PINE BLUFF	20/4/3	2/0/0	0/2/0	0/0/0	15/9/5	10/5/4	DND	7/5/2	CD	4/3/1	2/3/0	2/0/0	14/1/3
TEXAS SOUTHERN	14/2/8	0/1/1	2/4/0	0/0/0	14/9/1	21/5/3	DND	16/7/0	3/1/0	8/5/1	11/5/2	4/2/0	10/2/2
vs. (1/1) Duke # (QF)	15/4/3	8/0/0	2/4/0	0/0/0	11/5/3	11/3/0	DNT	5/4/1	0/0/0	0/2/0	0/2/1	0/0/0	12/4/0
vs. Xavier # (C-SF)	21/3/7	0/1/2	CD	CD	26/8/1	9/1/1	DNT	13/5/1	CD	4/5/1	2/5/0	CD	4/1/4
vs. (rv/rv) Iowa State # (5P)	8/2/1	5/0/0	0/1/1	CD	10/7/1	14/6/0	DNT	8/1/2	0/0/0	0/3/1	1/5/1	1/0/0	10/1/2
JACKSON STATE	10/3/4	3/3/1	0/4/2	0/0/1	14/3/4	15/6/3	DND	15/2/1	3/0/1	11/4/0	5/11/0	2/3/0	9/3/3
at Illinois State S	23/3/7	0/0/0	7/4/0	CD	12/15/2	9/2/1	DNT	3/7/0	CD	DNT-Flu	4/10/0	CD	17/5/3
SAN DIEGO	22/2/3	0/0/0	0/2/1	CD	12/8/2	13/4/3	DND	2/4/1	CD	0/0/0	6/3/0	CD	6/3/0
at California	13/2/7	2/1/0	0/0/0	CD	20/6/5	7/4/3	DNT	14/2/1	CD	2/2/0	6/1/1	CD	19/6/1
CAL STATE DOMINGUEZ HILLS	12/2/8	13/5/2	8/3/0	2/1/2	13/6/4	20/4/2	DND	7/7/2	3/3/1	9/7/2	8/6/0	1/2/0	3/3/5
BRIGHAM YOUNG	23/4/8	2/1/0	DND	CD	6/2/3	22/2/2	DND	12/8/2	CD	5/2/1	6/2/0	CD	14/5/4
BROWN	4/2/5	CD	11/5/0	0/0/0	19/6/2	8/1/1	DND	9/3/2	0/1/0	1/0/0	9/7/1	0/0/0	0/2/1
CSUN	14/3/6	5/1/1	0/2/2	CD	20/13/2	6/5/2	DND	3/4/3	CD	0/0/0	4/6/0	CD	13/2/0
at Boise State*	24/3/3	0/0/1	0/1/1	CD	14/5/1	6/2/1	DNT	8/2/2	0/1/1	0/1/0	4/3/0	4/1/0	4/3/0
WYOMING*	12/2/8	5/0/0	2/3/2	2/0/1	22/12/1	20/6/3	DND	14/7/2	3/3/1	INJ	4/6/2	0/0/0	DND-Flu
at Air Force*	9/4/4	3/2/0	3/1/0	CD	18/11/0	5/2/1	DNT	4/3/0	CD	INJ	4/5/0	DNT-Flu	2/3/2
NEW MEXICO*	21/5/2	0/1/2	10/4/2	0/0/0	24/11/4	5/5/9	DND	10/0/1	3/0/0	4/0/1	16/7/0	CD	4/2/9
at Fresno State*	13/3/3	3/3/1	0/0/1	CD	19/10/2	4/4/0	DNT	0/0/0	CD	5/2/1	4/0/0	CD	14/3/0
UNLV*	15/2/2	6/2/1	5/2/1	CD	30/13/4	11/5/3	DND	INJ	CD	6/4/1	8/6/0	CD	13/2/3
AIR FORCE*	15/1/4	3/4/2	8/4/0	0/0/0	11/11/4	11/3/1	DND	INJ	0/0/0	0/1/2	4/5/0	0/1/0	14/6/5
at San José State*	27/4/6	0/0/1	2/1/0	CD	22/9/1	5/3/3	DNT	INJ	CD	0/4/0	0/7/1	CD	11/1/2
at New Mexico*	13/2/3	0/1/1	5/1/0	CD	25/9/1	5/2/1	DNT	2/0/0	2/0/0	6/3/0	6/6/0	0/1/0	6/4/3
UTAH STATE*	23/4/3	3/1/1	0/5/2	CD	16/7/3	10/4/2	DND	INJ	CD	0/1/1	10/10/2	0/1/0	6/2/1
at Colorado State*	21/2/1	3/1/2	4/4/3	CD	18/12/1	3/4/1	DNT	INJ	CD	6/4/1	4/5/1	0/1/0	12/1/1
BOISE STATE*	19/6/2	0/0/0	4/4/0	CD	18/7/1	13/7/3	DND	INJ	CD	0/1/0	10/8/0	CD	7/5/6
NEVADA*													
at UNLV*													
at Utah State*													
SAN JOSÉ STATE*													
FRESNO STATE*													
at Nevada*													

Red indicates players started. CD – Did Not Play-Coach's Decision. DND - Did Not Dress. DNT - Did Not Travel. INJ – Did Not Play-Injured. SUSP - Suspension. Caps denotes home game. # - Maui Jim Maui Invitational (Lahaina Convention Center; Lahaina, Hawaii). S - Mountain West-Missouri Valley Challenge. * - Mountain West Game. ` - Mountain West Men's Basketball Championship (Thomas & Mack Center; Las Vegas, Nevada).

STARTING LINEUPS

F	F	G/F	G	G	W-L	Record As SDSU Starter	Season	Career*
McDaniels	Mitchell	Hemsley	Schakel	Watson	8-6	Jeremy Hemsley	15-8	54-32
McDaniels	Mitchell	Mensah, N.	Schakel	Watson	1-1	Jalen McDaniel	16-9	29-17
McDaniels	Mitchell	Mensah, N.	Hemsley	Watson	7-2	Nathan Mensah	8-3	8-3
						Matt Mitchell	16-9	38-19
						Nolan Narain		1-0
						Jordan Schakel	9-7	9-7
						Devin Watson	16-9	38-20

* Aztec career

INDIVIDUAL SUPERLATIVES

Category	San Diego State	Opponent
Points Scored	30 - Jalen McDaniels vs. UNLV (1-26-19)	30 - Derrick Alston, Boise State (1-5-19)
Field Goals	11 - Jalen McDaniels at New Mexico (2-5-19)	12 - Martaveous McKnight, Arkansas-Pine Bluff (11-6-18)
Field Goals Attempted	20 - Jalen McDaniels vs. Boise State (2-16-19)	26 - Martaveous McKnight, Arkansas-Pine Bluff (11-6-18)
Highest FG Percentage (min. 5 made)	1.000 (7-7) - Nathan Mensah vs. New Mexico (1-15-19)	.857 (6-7) - Tre Jones, (1/1) Duke (11-19-20)
Highest FG Percentage (min. 10 made)	.579 (11-19) - Jalen McDaniels at New Mexico (2-5-19)	.667 (10-15) - Nico Carvacho, Utah State (2-12-19)
3-Point Field Goals Made	6 - Devin Watson vs. Arkansas-Pine Bluff (11-6-18)	7 - Desmond Cambridge, Brown (12-29-18)
3-Point Field Goals Attempted	11 - Devin Watson vs. Xavier (11-20-18), at San José State (2-2-19)	12 - Sam Merrill, Utah State (2-9-19)
3-Point Field Goal Percentage (min. 4 made)	1.000 (4-4) - Matt Mitchell vs. Wyoming (1-8-19)	.667 (4-6) - Marial Shayok, Iowa State (11-21-18); Justice Sueing, California (12-8-18)
3-Point Field Goal Percentage (min. 5 made)	.833 (5-6) - Jeremy Hemsley at California (12-8-18)	.636 (7-11) - Desmond Cambridge, Brown (12-29-18)
Free Throws	12 - Devin Watson vs. Brigham Young (12-22-18)	12 - Phil Fayne, Illinois State (12-1-18)
Free Throws Attempted	16 - Devin Watson vs. Brigham Young (12-22-18)	15 - Phil Fayne, Illinois State (12-1-18)
Free Throw Percentage (min. 7 made)	1.000 (7-7) - Matt Mitchell vs. Texas Southern (11-14-18)	1.000 (9-9) - Michael Jacobson, Iowa State (11-21-18)
Free Throw Percentage (min. 10 made)	.833 (10-12) - Jalen McDaniels vs. UNLV (1-26-19)	.833 (10-12) - Derrick Alston, Boise State (1-5-19)
Offensive Rebounds	5 - McDaniels at Illinois State (12-1-18), vs. New Mexico (1-15-19), at New Mexico (2-5-19)	7 - Nate Grimes, Fresno State (1-22-19)
Defensive Rebounds	11 - Jalen McDaniels vs. CSUN (1-1-19), vs. UNLV (1-26-19)	10 - M. Yarbrough, Illinois State (12-1-18); L. Diane, CSUN (1-1-19); R. Swan, AF (1-12-19)
Total Rebounds	15 - Jalen McDaniels at Illinois State (12-1-18)	15 - Ryan Swan, Air Force (1-12-19); Nate Grimes, Fresno State (1-22-19)
Assists	9 - Matt Mitchell, Jeremy Hemsley vs. New Mexico (1-15-19)	9 - Paris Austin, California (12-8-18)
Blocked Shots	3 - Jalen McDaniels vs. Xavier (11-20-18); Nathan Mensah vs. Utah State (2-9-19)	3 - Neemias Queta, Utah State (2-9-19)
Steals	5 - Jalen McDaniels vs. UNLV (1-26-19)	5 - Zion Williamson, (1/1) Duke (11-19-18)
Minutes Played	40 - Devin Watson vs. San Diego (12-5-18)	40 - Isaiah Wright, San Diego (12-5-18)

TEAM SUPERLATIVES

SDSU High	SDSU Low	Category	Opponent High	Opponent Low
103 vs. Texas Southern (11-14-18)	48 at Air Force (1-12-19)	Points Scored	90, (1/1) Duke (11-19-18)	44, Jackson State (11-27-18)
38 vs. New Mexico (1-15-19)	18 vs. Iowa State (11-21-18); vs. San Diego (12-5-18)	Field Goals	31, Brigham Young (12-22-18); Brown (12-29-18)	15, Jackson State (11-27-18)
73 vs. Cal State Dominguez Hills (12-12-18)	44 vs. San Diego (12-5-18)	Field Goals Attempted	72, Texas Southern (11-14-18)	46, Wyoming (1-8-19)
.561 vs. UNLV (1-26-19)	.352 vs. Brown (12-29-18)	FG Percentage	.569, Boise State (1-5-19)	.259, Jackson State (11-27-18)
14 vs. Cal State Dominguez Hills (12-12-18)	2 at Air Force (1-12-19); at New Mexico (2-5-19)	3-Point Field Goals Made	15, Brown (12-29-18)	3, Cal State Dominguez Hills (12-12-18)
29 at San José State (2-2-19)	10 at New Mexico (2-5-19)	3-Point Field Goals Attempted	32, Iowa State (11-21-18); New Mexico (1-15-19)	17, Air Force (1-30-19)
.571 at California (12-8-18)	.118 at Air Force (1-12-19)	3-Point Field Goal Percentage	.536, Brown (12-29-18)	.125, Cal State Dominguez Hills (12-12-18)
27 vs. Texas Southern (11-14-18)	7 vs. CSUN (1-1-19)	Free Throws Made	24, Illinois State (12-1-18)	3, Utah State (2-12-19)
36 vs. Texas Southern (11-14-18)	9 vs. CSUN (1-1-19)	Free Throws Attempted	34, (1/1) Duke (11-19-18)	5, Air Force (1-30-19)
.917 vs. New Mexico (1-15-19)	.577 at Illinois State (12-1-18)	Free Throw Percentage	1.000, Air Force (1-30-19)	.429, UNLV (1-26-19)
18 vs. Cal State Dominguez Hills (12-12-18)	4 at Fresno State (1-22-19)	Offensive Rebounds	16, Texas Southern (11-14-18)	4, CSUDH (12-12-18); Air Force (1-30-19)
35 vs. Cal State Dominguez Hills (12-12-18)	17 at California (12-8-18)	Defensive Rebounds	30, Brown (12-29-18)	16, three times
53 vs. Cal State Dominguez Hills (12-12-18)	25 at Boise State (1-5-19)	Total Rebounds	43, (1/1) Duke (11-19-18)	24, Wyoming (1-8-19)
26 vs. Wyoming (1-8-19)	11 vs. Air Force (1-30-19)	Fouls	27, Texas Southern (11-14-18)	10, Utah State (2-12-19)
3 vs. San Diego (12-5-18); at Boise State (1-5-19)	0, 17 times	Fouled Out	2, San Diego (12-5-18); Utah State (2-9-19)	0, 14 times
30 vs. New Mexico (1-15-19)	7 at Air Force (1-12-19)	Assists	23, Jackson State (11-27-18)	6, Wyoming (1-8-19)
21 vs. Jackson State (11-27-18)	8 at San José State (2-2-19); vs. Utah State (2-9-19)	Turnovers	23, Jackson State (11-27-18)	6, Iowa State (11-21-18)
7 vs. Brown (12-29-18); vs Boise State (2-16-19)	0 at California (12-8-18); at Air Force (1-12-19)	Blocked Shots	5, four times	0, Texas Southern (11-14-18); Fresno State (1-22-19)
13 vs. Jackson State (11-27-18)	2, four times	Steals	10, Boise State (2-16-19)	1, California (12-8-18)
54 (2nd) vs. Texas Southern (11-14-18)	14 (1st) at Air Force (1-12-19)	Points/Half	50 (1st), Brown (12-29-18)	16 (1st), Cal State Dominguez Hills (12-12-18)
.708 (2nd) vs. UNLV (1-26-19)	.227 (2nd) vs. San Diego (12-5-18)	FG Percentage/Half	.714 (1st), Brown (12-29-18)	.194 (2nd), Jackson State (11-27-18)
6 vs. Texas Southern (11-14-18)	1 at Air Force (1-12-19)	Double-Figure Scorers	5, (1/1) Duke (11-19-18); California (12-8-18)	0, Jackson State (11-27-18)
+26 vs. Cal State Dominguez Hills (12-12-18)	-24 vs. Iowa State (11-21-18)	Rebound Margin	+24, Iowa State (11-21-18)	-26, Cal State Dominguez Hills (12-12-18)
+32 vs. Cal State Dominguez Hills (12-12-18)	-28 vs. Brown (12-29-18)	Halftime Scoring Margin	+28, Brown (12-29-18)	-32, Cal State Dominguez Hills (12-12-18)

BIGGEST LEADS/TIME IN LEAD/SPECIALTY STATS

Date	Opponent	SDSU Result	SDSU Big Opp Big		Ties	LC	SDSU in		Opp in	Tied	Paint		Off TOs		2nd Ch.		Bench	
			Lead	Lead			Lead	Lead			SD	Opp	SD	Opp	SD	Opp	SD	Opp
Nov. 6	ARKANSAS-PINE BLUFF	W 76-60	23	3	4	2	34:26	1:34	4:00	22	16	26	17	17	5	10	13	
Nov. 14	TEXAS SOUTHERN	W 103-64	41	0	0	0	39:34	0:00	0:25	44	34	23	13	22	6	28	32	
Nov. 19	vs. (1/1) Duke # (QF)	L 90-64	2	35	0	1	0:05	39:00	0:39	18	32	8	20	9	14	10	23	
Nov. 20	vs. Xavier # (C-SF)	W 79-74	9	19	1	1	13:08	25:07	1:45	20	36	13	17	12	8	6	24	
Nov. 21	vs. (rv/rv) Iowa State # (5P)	L 87-57	0	33	0	0	0:00	39:48	0:12	10	22	3	17	7	16	7	25	
Nov. 27	JACKSON STATE	W 87-44	43	0	0	0	39:10	0:00	0:23	22	8	24	18	10	2	24	20	
Dec. 1	at Illinois State S	W 75-65	14	3	0	1	37:20	2:00	0:40	32	18	17	13	17	16	11	16	
Dec. 5	SAN DIEGO	L 73-61	9	12	5	3	23:34	12:52	3:34	18	28	7	14	11	5	6	10	
Dec. 8	at California	L 89-83	8	6	15	20	23:06	9:24	7:30	28	22	14	12	11	13	10	33	
Dec. 12	CAL STATE DOMINGUEZ HILLS	W 99-46	56	2	2	7	35:26	2:38	1:56	40	16	25	8	22	6	44	29	
Dec. 22	BRIGHAM YOUNG	W 90-81	20	2	2	2	38:24	0:21	1:15	28	36	27	18	8	11	13	32	
Dec. 29	BROWN	L 82-61	2	34	1	3	0:23	38:36	1:01	24	24	11	17	10	5	21	14	
Jan. 1	CSUN	W 65-60	5	19	3	12	8:52	29:51	1:17	30	22	4	13	10	14	9	10	
Jan. 5	at Boise State*	L 88-64	0	26	2	0	0:00	38:27	1:33	26	38	16	11	7	7	8	40	
Jan. 8	WYOMING*	W 84-54	30	0	0	0	38:29	0:00	1:14	26	18	25	11	7	4	12	14	
Jan. 12	at Air Force*	L 62-48	2	16	0	1	0:42	36:31	2:21	26	22	8	14	10	17	8	6	
Jan. 15	NEW MEXICO*	W 97-77	26	0	2	0	38:04	0:00	1:46	50	16	27	21	18	10	27	17	
Jan. 22	at Fresno State*	L 66-62	20	5	4	2	29:02	7:49	3:09	22	18	17	7	8	12	8	3	
Jan. 26	UNLV*	W 94-77	23	0	0	0	39:27	0:00	0:10	40	32	18	17	18	15	17	22	
Jan. 30	AIR FORCE*	W 66-51	26	0	0	0	39:41	0:00	0:19	24	26	11	4	8	8	11	12	
Feb. 2	at San José State*	W 67-56	16	3	1	3	37:25	0:56	1:39	10	18	13	9	6	13	2	15	
Feb. 5	at New Mexico*	L 83-70	11	20	6	5	17:39	18:27	3:54	34	36	14	27	13	9	15	38	
Feb. 9	UTAH STATE*	W 68-63	13	10	3	5	27:20	10:38	1:51	22	16	16	14	15	15	3	7	
Feb. 12	at Colorado State*	W 71-60	15	5	1	2	36:57	2:02	1:01	28	32	15	16	12	7	13	10	
Feb. 16	BOISE STATE*	W 71-65	10	6	1	7	19:08	19:20	1:30	34	24	9	26	14	10	4	23	
Feb. 20	NEVADA*																	
Feb. 23	at UNLV*																	
Feb. 26	at Utah State*																	
March 2	SAN JOSÉ STATE*																	
March 6	FRESNO STATE*																	
March 9	at Nevada*																	

Caps denotes home game. # - Maui Jim Maui Invitational (Lahaina Civic Center; Lahaina, Hawaii). S - Mountain West-Missouri Valley Challenge. * - Mountain West Game. ` - Mountain West Men's Basketball Championship (Thomas & Mack Center; Las Vegas, Nevada).

LEADS AND DEFICITS	SEASON	MOUNTAIN WEST GAME
SDSU Biggest Halftime Lead	32 vs. Cal State Dominguez Hills (12-12-18)	23 vs. Wyoming (1-8-19)
SDSU Biggest Halftime Lead Lost	12 at Fresno State (1-22-19)	12 at Fresno State (1-22-19)
SDSU Biggest Halftime Lead Lost in a Loss	12 at Fresno State (1-22-19)	12 at Fresno State (1-22-19)
SDSU Biggest Halftime Deficit	28 vs. Brown (12-29-18)	21 at Boise State (1-5-19)
SDSU Biggest Halftime Deficit Overcome	11 vs. CSUN (1-1-19)	4 vs. Boise State (2-16-19)
SDSU Biggest Halftime Deficit Overcome for Victory	11 vs. CSUN (1-1-19)	4 vs. Boise State (2-16-19)
SDSU Biggest Lead	56 vs. Cal State Dominguez Hills (12-12-18)	30 vs. Wyoming (1-8-19)
SDSU Biggest Lead Lost	20 at Fresno State (1-22-19)	20 at Fresno State (1-22-19)
SDSU Biggest Lead Lost in a Loss	20 at Fresno State (1-22-19)	20 at Fresno State (1-22-19)
SDSU Biggest Deficit	35 vs. (1/1) Duke (11-19-18)	26 at Boise State (1-5-19)
SDSU Biggest Deficit Overcome	19 vs. Xavier (11-20-18); vs. CSUN (1-1-19)	6 vs. Boise State (2-16-19)
SDSU Biggest Deficit Overcome in a Victory	19 vs. Xavier (11-20-18); vs. CSUN (1-1-19)	6 vs. Boise State (2-16-19)

MISCELLANEOUS STATISTICS

SEASON	Team Leader -----			Games With -----					Double-Doubles	
	Points	Rebounds	Assists	10+ Pts	20+Pts	30+Pts	10+Rebs	10+Ast	Point/Reb.	Point/Ast.
Aguek Arop			1	2						
Jeremy Hemsley		1	5	13						
Jalen McDaniels	10	19	5	24	8	1	9		9	
Joel Mensah										
Nathan Mensah		4		4			3		1	
Matt Mitchell	4		3	13	4					
Nolan Narain		1		1						
Jordan Schakel	1	2	1	7						
Adam Seiko				1						
Michael Sohikish										
Devin Watson	11		18	22	10					

CAREER	Team Leader -----			Games With -----					Double-Doubles	
	Points	Rebounds	Assists	10+ Pts	20+Pts	30+Pts	10+Rebs	10+Ast	Point/Reb.	Point/Ast.
Aguek Arop			1	2						
Jeremy Hemsley	27	1	36	70	9	1				
Jalen McDaniels	18	37	5	42	8	1	20		18	
Joel Mensah										
Nathan Mensah		4		4			3		1	
Matt Mitchell	10	3	5	33	6	1				
Nolan Narain	1	1		3						
Jordan Schakel	1	2	1	8						
Adam Seiko				1						
Michael Sohikish										
Devin Watson	20		30	87	33	3				

DUNKS	SEASON	GM. HIGH
Aguek Arop	3	1
Jeremy Hemsley	3	1
Joel Mensah	2	1
Nathan Mensah	11	2
Jalen McDaniels	18	3
Matt Mitchell	1	1
Nolan Narain	4	1
TOTAL	42	4

TOP SCORING PERFORMANCES
30, Jalen McDaniels vs. UNLV* (1-26-19)
27, Devin Watson at San José State* (2-2-19)
26, Jalen McDaniels vs. Xavier (11-20-18)
25, Jalen McDaniels at New Mexico* (2-5-19)
24, Jalen McDaniels vs. New Mexico* (1-15-19)
24, Devin Watson at Boise State* (1-5-19)
23, Devin Watson at Illinois State (12-1-18)
23, Devin Watson vs. Brigham Young (12-22-18)
23, Devin Watson vs. Utah State* (2-9-19)
22, Devin Watson vs. San Diego (12-5-18)
22, Matt Mitchell vs. Brigham Young (12-22-18)
22, Jalen McDaniels vs. Wyoming* (1-8-19)
22, Jalen McDaniels at San José State* (2-2-19)
21, Devin Watson vs. Xavier (11-20-18)
21, Matt Mitchell vs. Texas Southern (11-14-18)
21, Devin Watson vs. New Mexico* (1-15-19)
21, Devin Watson at Colorado State* (2-12-19)
20, Devin Watson vs. Arkansas-Pine Bluff (11-6-18)
20, Jalen McDaniels at California (12-8-18)
20, Matt Mitchell vs. Cal State Dominguez Hills (12-12-18)
20, Jalen McDaniels vs. CSUN (1-1-19)
20, Matt Mitchell vs. Wyoming* (1-8-19)

TOP REBOUNDING PERFORMANCES
15, Jalen McDaniels at Illinois State (12-1-18)
13, Jalen McDaniels vs. CSUN (1-1-19)
13, Jalen McDaniels vs. UNLV* (1-26-19)
12, Jalen McDaniels vs. Wyoming* (1-8-19)
12, Jalen McDaniels at Colorado State* (2-12-19)
11, Nathan Mensah vs. Jackson State (11-27-18)
11, Jalen McDaniels at Air Force* (1-12-19)
11, Jalen McDaniels vs. New Mexico* (1-15-19)
11, Jalen McDaniels vs. Air Force* (1-30-19)
10, Nathan Mensah at Illinois State (12-1-18)
10, Jalen McDaniels at Fresno State* (1-22-19)
10, Nathan Mensah vs. Utah State* (2-9-19)
9, Jalen McDaniels vs. Arkansas-Pine Bluff (11-6-18)
9, Jalen McDaniels vs. Texas Southern (11-14-18)
9, Jalen McDaniels at San José State* (2-2-19)
9, Jalen McDaniels at New Mexico* (2-5-19)

TOP ASSIST PERFORMANCES
9, Matt Mitchell vs. New Mexico* (1-15-19)
9, Jeremy Hemsley vs. New Mexico* (1-15-19)
8, Devin Watson vs. Texas Southern (11-14-18)
8, Devin Watson vs. Cal State Dominguez Hills (12-12-18)
8, Devin Watson vs. Brigham Young (12-22-18)
8, Devin Watson vs. Wyoming* (1-8-19)
7, Devin Watson vs. Xavier (11-20-18)
7, Devin Watson at Illinois State (12-1-18)
7, Devin Watson at California (12-8-18)
6, Devin Watson vs. CSUN (1-1-19)
6, Devin Watson at San José State* (2-2-19)
6, Jeremy Hemsley vs. Boise State* (2-16-19)
5, Jalen McDaniels vs. Arkansas-Pine Bluff (11-6-18)
5, Jalen McDaniels at California (12-8-18)
5, Jeremy Hemsley vs. Cal State Dominguez Hills (12-12-18)

5, Devin Watson vs. Brown (12-29-18)
5, Jeremy Hemsley vs. Air Force* (1-30-19)

TOP 3-POINT FG PERFORMANCES
6, Devin Watson vs. Arkansas-Pine Bluff (11-6-18)
5, Jeremy Hemsley at California (12-8-18)
5, Devin Watson vs. New Mexico* (1-15-19)
5, Devin Watson at San José State* (2-2-19)
5, Devin Watson at Colorado State* (2-12-19)

TOP STEALS
5, Jalen McDaniels vs. UNLV (1-26-19)
4, Jordan Schakel vs. Jackson State (11-27-18)
4, Aguek Arop at Colorado State* (2-12-19)
3, Jeremy Hemsley vs. Arkansas-Pine Bluff (11-6-18)
3, Jalen McDaniels vs. Arkansas-Pine Bluff (11-6-18)
3, Jalen McDaniels vs. Texas Southern (11-14-18)
3, Adam Seiko vs. Jackson State (11-27-18)
3, Jeremy Hemsley at Illinois State (12-1-18)
3, Jalen McDaniels vs. Brown (12-29-18)
3, Jordan Schakel at Air Force* (1-12-19)
3, Jeremy Hemsley at Fresno State* (1-22-19)
3, Devin Watson vs. UNLV* (1-26-19)
3, Jeremy Hemsley at Colorado State* (2-12-19)
3, Jalen McDaniels vs. Boise State* (2-16-19)

GAMES MISSED	
Jeremy Hemsley	1
Joel Mensah	1
Nolan Narain	3
Jordan Schakel	3
TOTAL	11

* - conference game. ` - conference tournament game.

SEASON/CAREER HIGHS

#0 • DEVIN WATSON

	Season	Career
Points	27 at San José State, 2-2-19	33 - two times
Rebounds	6 vs. Boise State, 2-16-19	8 vs. Coppin State, 12-18-15
Assists	8 - four times	9 at Arizona State, 11-14-17
Steals	3 - two times	6 at Florida Gulf Coast, 11-25-14
Blocked Shots		
Minutes	40 vs. San Diego, 12-5-18	42 - two times
10+ Scoring Games	22 times (16-6)	87 times
20+ Scoring Games	10 times (8-2)	33 times
30+ Scoring Games		3 times

#2 • ADAM SEIKO

	Season/Career
Points	13 vs. Cal State Dominguez Hills, 12-12-18
Rebounds	5 vs. Cal State Dominguez Hills, 12-12-18
Assists	2 - five times
Steals	3 vs. Jackson State, 11-27-18
Blocked Shots	1 at New Mexico, 2-5-19
Minutes	23 vs. Cal State Dominguez Hills, 12-12-18; at Boise State, 1-5-19

#3 • AGUEK AROP

	Season/Career
Points	11 vs. Brown, 12-29-18
Rebounds	5 vs. Brown, 12-29-18; vs. Utah State, 2-9-19
Assists	3 at Colorado State, 2-12-19
Steals	4 at Colorado State, 2-12-19
Blocked Shots	2 vs. CSUN, 1-1-19; vs. Air Force, 1-30-19
Minutes	21 vs. Wyoming, 1-8-19
10+ Scoring Games	2 times (1-1)

#4 • MICHAEL SOHIKISH

	Season	Career
Points	2 - two times	4 vs. San Diego Christian, 11-10-17
Rebounds	1 vs. Cal State Dominguez Hills, 12-12-18	1 - three times
Assists	2 vs. Cal State Dominguez Hills, 12-12-18	2 vs. Cal State Dominguez Hills, 12-12-18
Steals	1 - two times	1 - four times
Blocked Shots		
Minutes	7 vs. Cal State Dominguez Hills, 12-12-18	7 vs. Cal State Dominguez Hills, 12-12-18

#5 • JALEN MCDANIELS

	Season	Career
Points	30 vs. UNLV, 1-26-19	30 vs. UNLV, 1-26-19
Rebounds	15 at Illinois State, 12-1-18	15 at Illinois State, 12-1-18
Assists	5 vs. Arkansas-Pine Bluff, 11-6-18	5 vs. Arkansas-Pine Bluff, 11-6-18
Steals	5 vs. UNLV, 1-26-19	5 vs. UNLV, 1-26-19
Blocked Shots	3 vs. Xavier, 11-20-18	3 - two times
Minutes	39 at Illinois State, 12-1-18	39 at Illinois State, 12-1-18
10+ Scoring Games	24 times (15-9)	42 times
20+ Scoring Games	8 times (6-2)	8 times
30+ Scoring Games	1 time (1-0)	1 time
10+ Rebounding Games	9 times (7-2)	20 times
Double-Doubles	9 times (7-2)	18 times

#11 • MATT MITCHELL

	Season	Career
Points	22 vs. Brigham Young, 12-22-18	31 vs. Eastern Illinois, 11-20-17
Rebounds	7 vs. Boise State, 2-16-19	9 vs. Washington State, 11-26-17
Assists	9 vs. New Mexico, 1-15-19	9 vs. New Mexico, 1-15-19
Steals	2 - four times	3 - four times
Blocked Shots	1 - three times	3 vs. Air Force, 2-3-18
Minutes	36 vs. Brigham Young, 12-21-18	36 - two times
10+ Scoring Games	13 times (10-3)	33 times
20+ Scoring Games	4 times (4-0)	6 times
30+ Scoring Games		1 time

#13 • CALEB GIORDANO

	Season/Career
Points	
Rebounds	
Assists	
Steals	
Blocked Shots	
Minutes	

#20 • JORDAN SCHAKEL

	Season	Career
Points	16 vs. Texas Southern, 11-14-18	16 vs. Texas Southern, 11-14-18
Rebounds	8 vs. Brigham Young, 12-22-18	8 vs. Brigham Young, 12-22-18
Assists	3 vs. CSUN, 1-1-19	3 vs. CSUN, 1-1-19
Steals	4 vs. Jackson State, 11-27-18	4 vs. Jackson State, 11-27-18
Blocked Shots	1 - three times	1 - six times
Minutes	37 at California, 12-8-18	37 at California, 12-8-18
10+ Scoring Games	7 times (6-1)	8 times

#22 • MALACHI FLYNN

	Season	Career
Points		30 vs. Colorado, 2-15-18
Rebounds		9 vs. Montana State, 11-11-16
Assists		11 vs. Arizona, 1-31-18
Steals		4 vs. Oregon, 3-1-18
Blocked Shots		1 - three times
Minutes		42 vs. Oregon, 3-7-18
10+ Scoring Games		38 times
20+ Scoring Games		12 times
30+ Scoring Games		1 time

#23 • ED CHANG

	Season/Career
Points	3 - five times
Rebounds	3 vs. Cal State Dominguez Hills, 12-12-18; vs. Wyoming, 1-8-19
Assists	1 - four times
Steals	1 vs. Wyoming, 1-8-19
Blocked Shots	2 vs. Jackson State, 11-27-18
Minutes	7 vs. Cal State Dominguez Hills, 12-12-18; vs. Wyoming, 1-8-19

#24 • NOLAN NARAIN

	Season	Career
Points	11 vs. Jackson State, 11-27-18	18 vs. Wyoming, 2-14-18
Rebounds	7 vs. Cal State Dominguez Hills, 12-12-18	7 - three times
Assists	2 - two times	2 - four times
Steals	1 - seven times	1 - seven times
Blocked Shots	1 - four times	1 - four times
Minutes	28 at Fresno State, 1-22-19	28 at Fresno State, 1-22-19
10+ Scoring Games	1 time (1-0)	2 times

#31 • NATHAN MENSAH

	Season/Career
Points	16 vs. New Mexico, 1-15-19
Rebounds	11 vs. Jackson State, 11-27-18
Assists	2 - three times
Steals	1 - five times
Blocked Shots	3 vs. Utah State, 2-9-19
Minutes	32 vs. Utah State, 2-9-19
10+ Scoring Games	4 times (4-0)
10+ Rebounding Games	3 times (3-0)
Double-Doubles	1 time (1-0)

#35 • JOEL MENSAH

	Season/Career
Points	4 vs. Texas Southern, 11-14-18; at Boise State, 1-5-19
Rebounds	3 vs. Jackson State, 11-27-18
Assists	
Steals	
Blocked Shots	1 at Boise State, 1-5-19; at Colorado State, 2-12-19
Minutes	10 vs. Cal State Dominguez Hills, 12-12-18

#42 • JEREMY HEMSLEY

	Season	Career
Points	19 at California, 12-8-18	30 at Nevada, 1-4-17
Rebounds	6 - two times	7 vs. San José State, 1-10-17
Assists	9 vs. New Mexico, 1-15-19	9 - two times
Steals	3 - five times	4 at Wyoming, 2-24-16
Blocked Shots	2 - two times	2 - seven times
Minutes	39 at Illinois State, 12-1-18	39 at Illinois State, 12-1-18
10+ Scoring Games	13 times (9-4)	70 times
20+ Scoring Games		9 times
30+ Scoring Games		1 time

MISCELLANEOUS STATISTICS

San Diego State's Record When...

Category	2018-19 Season	Dutcher Era	SDSU Streak	Note
Home	12-2	25-4	Won 7	SDSU is 81-13 in its last 94 home games and 51-6 in its last 57 MW home games (since Jan. 26, 2013). Last loss: vs. Brown (12-29-18)
Away	3-5	7-12	Won 1	SDSU is 62-41 in its last 103 road games; Aztecs are 61-33 in last 94 road games vs. non-AP top 25 teams
Neutral	1-2	6-4	Lost 1	Aztecs have won 39 of the last 60 games at neutral sites (39-21); Won two of last four meetings with AP Top 25 teams
Scoring First	10-5	28-11	Won 1	SDSU is 145-45 in its last 190 games in which it has scored first. Last loss: at New Mexico (2-5-19)
Opponent Scores First	6-4	10-9	Won 3	SDSU is 81-35 in its last 116 games in which the opponent has scored first
Leading at Half	13-4	34-8	Won 2	SDSU is 96-16 in its last 112 games when ahead at half; 97-6 in last 103 at home when leading at half. Last loss: at New Mexico (2-5-19)
Trailing at Half	3-5	4-10	Won 1	SDSU is 9-21 the last 30 times trailing at the half and 35-50 since the start of '10-11
Tied at Half		0-2	Lost 2	SDSU is 7-5 in last 12 games that have been tied at half
Leading with 5:00 Left	15-1	36-5	Won 10	Won 289 of last 299; 164-game winning streak snapped vs. Boise State (2-27-16); Last loss before 164-game winning streak: at Wyoming (1-9-10)
Trailing with 5:00 Left	0-7	0-14	Lost 25	SDSU is 7-57 in its last 64; Last win: vs. Utah State (3-10-16)
Tied with 5:00 Left	1-1	2-1	Lost 1	SDSU is 5-4 in last nine outings
In Overtime			Won 3	SDSU is 21-2 in its last 23 in OT; Last loss: at Cincinnati (12-17-14); Won last seven OT home games
SDSU Outrebounds Opp.	12-1	29-7	Won 3	SDSU is 60-14 in its last 74 and 170-33 in its last 203 games. Nine-game win streak snapped at New Mexico (2-5-19)
SDSU is Outrebounded	4-8	8-12	Won 1	SDSU is 48-42 in its last 90 games when outrebounded; Last win: at San José State (2-2-19)
SDSU Commits Fewer TOs	10-3	25-5	Won 2	SDSU is 70-12 in its last 82 when committing fewer turnovers. Last loss: at Fresno State (1-22-19)
Opp. Commits Fewer TOs	5-6	10-14	Won 2	SDSU is 73-48 in its last 121 games when committing more turnovers; Last win: vs. Boise State (2-16-19)
SDSU More FT Attempts	11-2	29-4	Won 5	SDSU is 167-29 in its last 196 games in the category. Last loss: at Air Force (1-12-19)
Opp. More FT Attempts	5-6	7-14	Lost 1	SDSU is 50-45 in its last 95 games in this category. Last win: at San José State (2-2-19)
SDSU Shoots Better than Opp.	14-2	33-4	Won 5	SDSU is 35-4 in last 39; 196-14 in last 210 with higher FG pct. Last loss: at Fresno State (1-22-19)
Opp. Shoots Better than SDSU	2-7	4-16	Won 1	SDSU is 38-64 since the start of '10-11 when the opponent has a higher FG pct.; Last win: vs. Utah State (2-9-19)
SDSU Shoots 50% or Better	8-1	17-1	Won 5	70-game win streak snapped at California (12-8-18). Won 78 straight at home when FG pct. >= 50.0 pct. (last loss: UNLV, 1-26-02)
SDSU Shoots 40-50%	7-4	17-12	Won 1	Since March 3, 2010, SDSU is 112-30 overall and 60-8 at home
SDSU Shoots 40% or Less	1-4	4-7	Won 1	SDSU is 82-20 when shooting 38.9 pct. or better (since Jan. 31, 2015); SDSU is 80-6 since Feb. 22, 2012, at home when shooting at least 38.9 pct.
Opp. Shoots 50% or Better	1-5	1-9	Lost 3	Duke snapped streak of 41 straight SDSU foes to shoot less than 50 pct. in the '15 NCAA tourney
Opp. Shoots 40-50%	5-2	12-8	Won 4	Suffered six losses last season. Last loss: vs. San Diego (12-5-18)
Opp. Shoots 40% or Less	10-2	25-3	Won 3	SDSU is 234-33 in last 267 games. Last loss: at Fresno State (1-22-19)
SDSU Bench Outscores Opp.	4-2	19-7	Won 1	SDSU is 146-31 in this category since the beginning of the 2010-11 season; Aztecs are 114-27 in last 141 games
Opp. Bench Outscores SDSU	12-6	18-12	Won 2	SDSU is 74-46 in this category since the beginning of the 2010-11 season
SDSU Scores Less Than 60	0-2	0-3	Lost 4	SDSU is 23-31 in its last 54 games when scoring less than 60 points; Last win: vs. Air Force (3-1-17)
SDSU Scores At Least 60 & Less Than 70	4-5	7-10	Won 3	SDSU is 63-33 in its last 96 games. Last loss: at Fresno State (1-22-19)
SDSU Scores Between 70-79	5-1	13-4	Won 2	SDSU is 15-4 in last 19, 102-12 in its last 114 when scoring 70-79. Last loss: at New Mexico (2-5-19); 33-2 at home in last 35
SDSU Scores Between 80-89	2-1	8-3	Won 1	SDSU is 29-5 in its last 34 games when scoring between 80-89 points
SDSU Scores Between 90-99	4-0	9-0	Won 24	The Aztecs have won 24 straight games and are 34-2 since 1999-2000 when scoring 90+ points
SDSU Scores 100+	1-0	1-0	Won 27	The Aztecs have won 27 straight games when reaching triple digits. SDSU is 4-0 in games where it has scored 100+ points since the 1999-2000 season.
Opp. Scores Less Than 60	5-0	17-0	Won 19	SDSU is 141-12 in the category in last 153 games; Last loss: at Colorado State (2-25-17)
Opp. Scores Less Than 50	2-0	3-0	Won 7	SDSU is 119-4 the last 123 home games when holding the opponent to 60 points or less
Opp. Scores Between 50-59	3-0	13-0	Won 14	SDSU is 56-3 in last 59 in this category (at UW, 12-7-14; vs. Wyo., 3-14-15; Little Rock, 11-21-15)
Opp. Scores Between 60-69	7-2	11-4	Won 3	SDSU is 55-7 in last 62 games in this category; 58-2 in last 60 home games
Opp. Scores Between 70-79	3-1	9-4	Won 2	SDSU is 66-26 in the category since the start of 2010-11.
Opp. Scores Between 80-89	1-5	1-9	Lost 3	SDSU is 25-25 in its last 50 games when allowing between 70-79 points
Opp. Scores Between 90-99	0-1	0-3	Lost 3	SDSU is 3-14 since the beginning of the 2010-11 season in this category.
Opp. Scores 100+			Lost 9	SDSU snapped a 24-game losing streak in the category by winning at TCU (3-3-12) The Aztecs are 0-3 in this category since the 1999-2000 season.
Wearing Black	3-6	11-14	Won 1	SDSU is 27-27 in last 54 and 55-45 in its last 100 in the black uniforms; Last worn: at Colorado State (2-12-19)
Wearing Red			Won 1	Aztecs are 15-5 in their last 20 when wearing red since the start of 2010-11; Last worn: at San José State (2-21-15)
Wearing White	12-3	25-6	Won 7	Last wore on the road at Maui Jim Maui Invitational (vs. (1/1) Duke, 11-19-18, and vs. Xavier, 11-20-18)
Wearing Retro White		3-1	Won 2	Wore vs. USD and vs. No. 2/3 Kansas in 2015-16; vs. Alabama State, Wyoming, Air Force in 2016-17; vs. Georgia and California, USU, CSU in 2017-18
Wearing Camouflage			Lost 1	SDSU lost to No. 9/9 Syracuse (11-11-12)
Wearing Pewter Gray			Won 2	Uniforms made its debut vs. USD (12-15-12); Also worn against UNLV (1-16-13), FS (2-9-13), BSU (3-13-13)
Wearing Turquoise	1-0	2-0	Won 5	Made its debut vs. Bakersfield (11-20-14); Also vs. SD Christian (11-18-15), vs. Savannah St. (11-28-16), vs. McNeese (11-17-17), Jackson St. (11-27-18)
On Monday	0-1	1-1	Lost 1	Aztecs are 13-3 on Monday since the beginning of 2010-11. Last loss: vs. (1/1) Duke (11-19-18)
On Tuesday	7-2	10-4	Won 1	SDSU is 42-11 in its last 53 games played on Tuesday. Last loss: at New Mexico (2-5-19)
On Wednesday	3-2	6-4	Won 2	SDSU is 21-8 in last 29 and 51-16 in its last 67 games played on Wednesday
On Thursday		4-1	Lost 1	Aztecs played just 27 Thursday games since the start of the 2010-11 season
On Friday		4-0	Won 4	SDSU is 27-5 in its last 32 games played on the day
On Saturday	6-4	12-9	Won 4	SDSU is 67-33 in its last 100 games played on Saturday
On Sunday		1-1	Won 1	The Aztecs have played only 22 Sunday games since the beginning of the 2010-11 campaign (14-8)
In November	4-2	10-4	Won 1	SDSU is 44-13 in November since the beginning of the 2010-11 campaign
In December	3-3	6-5	Lost 1	The Aztecs are 50-14 in their last 64 games played in December. Last loss: vs. Brown (12-29-18)
In January	5-3	8-7	Won 2	SDSU is 36-14 in last 50 and 52-18 in last 70 January games
In February	4-1	10-3	Won 3	SDSU is 37-16 in its last 53 games played during the month
In March		4-1	Lost 1	The Aztecs are 50-18 in their last 68 March games