

The Prestige Presented by Charles Schwab

Greg Norman Course at PGA WEST
La Quinta, Calif., CA
Greg Norman Course
Dates: Feb 18 - Feb 20

1	2	Team	Scores			
2	1	LSU	279	280	559	-9
1	2	Oklahoma State	278	286	564	-4
4	3	Pepperdine	289	281	570	+2
3	4	UCLA	286	285	571	+3
5	5	Oregon	290	284	574	+6
T6	6	Stanford	291	293	584	+16
T6	7	Stanford	291	294	585	+17
13	8	Northwestern	301	290	591	+23
T6	T9	Utah	291	302	593	+25
T10	T9	East Tennessee St.	297	296	593	+25
15	11	UC Davis	303	291	594	+26
9	T12	Stirling	296	299	595	+27
12	T12	Arkansas	300	295	595	+27
T10	14	Notre Dame	297	299	596	+28
14	15	Iowa State	302	299	601	+33
16	16	San Diego State	305	298	603	+35

The Prestige Presented by Charles Schwab

Greg Norman Course at PGA WEST
La Quinta, Calif., CA
Greg Norman Course
Dates: Feb 18 - Feb 20

Start	Finish	Player	Team	Scores			
1	T1	Brandon Wu	Stanford	65	70	135	-7
T6	T1	Thomas Hutchison	UC Davis	69	66	135	-7
T2	3	Austin Eckroat	Oklahoma State	68	70	138	-4
T6	T4	Nathan Jeansonne	LSU	69	70	139	-3
T2	T4	Viktor Hovland	Oklahoma State	68	71	139	-3
T6	T6	Ryan Gronlund	Oregon	69	71	140	-2
T15	T6	Luis Gagne	LSU	71	69	140	-2
T15	8	Joshua McCarthy	Pepperdine	71	70	141	-1
T2	T9	Kyler Dunkle	Utah	68	74	142	E
T21	T9	Joe Highsmith	Pepperdine	72	70	142	E
T24	T9	Philip Barbaree	LSU	73	69	142	E
T15	T9	Devon Bling	UCLA	71	71	142	E
T35	T13	Ryan Lumsden	Northwestern	74	69	143	+1
T21	T13	Trevor Hulbert	East Tennessee St.	72	71	143	+1
T35	T13	Edwin Yi	Oregon	74	69	143	+1
T15	T13	Trey Winstead	LSU	71	72	143	+1
T35	T17	Yin Ho Yue	Oregon	74	70	144	+2
T24	T17	Clay Feagler	Pepperdine	73	71	144	+2
T24	T17	Isaiah Salinda	Stanford	73	71	144	+2
T24	T17	Hidetoshi Yoshihara	UCLA	73	71	144	+2
T6	T17	Matthew Wolff	Oklahoma State	69	75	144	+2
T35	T17	David Snyder	Stanford	74	70	144	+2
T2	T17	Garrett Barber	LSU	68	76	144	+2
T21	T24	Sean Maruyama	UCLA	72	73	145	+3
T24	T24	Freddie Lee	Stanford	73	72	145	+3
T49	T26	Julian Perico	Arkansas	76	70	146	+4
T35	T26	Robert Foley	Stirling	74	72	146	+4
T42	T26	Mason Overstreet	Arkansas	75	71	146	+4
T49	T26	Roy Cootes	Pepperdine	76	70	146	+4
T24	T26	Derek Hitchner	Pepperdine	73	73	146	+4
T24	T26	Zach Bauchou	Oklahoma State	73	73	146	+4
T11	T32	Laird Shepherd	Stirling	70	77	147	+5
T24	T32	Jack Rhea	East Tennessee St.	73	74	147	+5
T24	T32	Kevin Geniza	Oregon	73	74	147	+5
T11	T32	Lachlan Barker	Iowa State	70	77	147	+5
T11	T32	Aman Gupta *	Oklahoma State	70	77	147	+5
T42	T37	Mark Napier	Stirling	75	73	148	+6
T49	T37	David Nyfjall	Northwestern	76	72	148	+6
T15	T37	Axel Einarsson	Utah	71	77	148	+6
T6	T37	Davis Lamb	Notre Dame	69	79	148	+6
T35	T37	Otto Vanhatalo	San Diego State	74	74	148	+6
T66	T37	Eddy Lai	UCLA	78	70	148	+6
T11	T37	Cole Madey	UCLA	70	78	148	+6
T66	T44	Taichi Kho	Notre Dame	78	71	149	+7
T49	T44	Geuntae Kim	East Tennessee St.	76	73	149	+7

The Prestige Presented by Charles Schwab

Greg Norman Course at PGA WEST
La Quinta, Calif., CA
Greg Norman Course
Dates: Feb 18 - Feb 20

Start	Finish	Player	Team	Scores			
T56	T44	Sam Vincent	Iowa State	77	72	149	+7
T42	T44	Steve Sugimoto	San Diego State	75	74	149	+7
T56	T44	Hayden Wood	Oklahoma State	77	72	149	+7
T24	T44	Nate Menon	Stanford	73	76	149	+7
T49	T50	Eric McIntosh	Northwestern	76	74	150	+8
T24	T50	Miguel Delgado	Notre Dame	73	77	150	+8
T42	T50	Everton Hawkins	Northwestern	75	75	150	+8
T35	T50	William Buhl	Arkansas	74	76	150	+8
T56	T54	Blake Tomlinson	Utah	77	74	151	+9
T56	T54	Jesse Bratz	UC Davis	77	74	151	+9
T56	T56	Henry Shimp	Stanford	77	75	152	+10
T66	T56	Youssef Guezzale	San Diego State	78	74	152	+10
T42	T56	Ricky Costello	Iowa State	75	77	152	+10
T66	T56	Chris Woollam *	LSU	78	74	152	+10
T66	T60	Hunter Ostrom	Notre Dame	78	75	153	+11
T56	T60	John Felitto	Notre Dame	77	76	153	+11
T42	T60	Tristan Mandur	Utah	75	78	153	+11
T56	T60	Tanner Hughes	UC Davis	77	76	153	+11
T15	T60	Dakota McNealy	Stanford	71	82	153	+11
T56	T65	Jordan Sundborg	Stirling	77	77	154	+12
T42	T65	Tyson Reeder	Arkansas	75	79	154	+12
T49	T65	Shiso Go	East Tennessee St.	76	78	154	+12
T66	T65	Christian Banke	San Diego State	78	76	154	+12
T73	T65	Christopher Meyers	Stanford	79	75	154	+12
T56	T70	Ethan Ng	Stanford	77	78	155	+13
80	T70	Tripp Kinney	Iowa State	82	73	155	+13
T75	T70	Daniel Kim	UC Davis	80	75	155	+13
T56	T73	Jean de Wouters	Stirling	77	79	156	+14
T49	T73	Daulet Tuleubayev	Stanford	76	80	156	+14
T75	T75	Mitchell Schow	Utah	80	77	157	+15
T75	T75	Leo Oyo	San Diego State	80	77	157	+15
T75	T75	Frank Lindwall	Iowa State	80	77	157	+15
T75	78	Luis Garza	Arkansas	80	78	158	+16
T66	79	Austin Carter	East Tennessee St.	78	85	163	+21
81	80	Jae Kim	UC Davis	85	80	165	+23
T73	81	Sam Foust	Oregon	79	88	167	+25
82	82	Pete Griffith	Northwestern	88	82	170	+28

The Prestige Presented by Charles Schwab

Greg Norman Course at PGA WEST

La Quinta, Calif., CA

Greg Norman Course

Dates: Feb 18 - Feb 20

Pos.	Team/Player (seed)	Rd 1	Rd 2	Total
1	LSU	279	280	559
T4	Nathan Jeansonne (5)	69	70	139
T6	Luis Gagne (1)	71	69	140
T9	Philip Barbaree (2)	73	69	142
T13	Trey Winstead (3)	71	72	143
T17	Garrett Barber (4)	68	76	144
2	Oklahoma State	278	286	564
3	Austin Eckroat (4)	68	70	138
T4	Viktor Hovland (1)	68	71	139
T17	Matthew Wolff (2)	69	75	144
T26	Zach Bauchou (3)	73	73	146
T44	Hayden Wood (5)	77	72	149
3	Pepperdine	289	281	570
8	Joshua McCarthy (1)	71	70	141
T9	Joe Highsmith (5)	72	70	142
T17	Clay Feagler (2)	73	71	144
T26	Derek Hitchner (3)	73	73	146
T26	Roy Cootes (4)	76	70	146
4	UCLA	286	285	571
T9	Devon Bling (5)	71	71	142
T17	Hidetoshi Yoshihara (2)	73	71	144
T24	Sean Maruyama (3)	72	73	145
T37	Cole Madey (1)	70	78	148
T37	Eddy Lai (4)	78	70	148
5	Oregon	290	284	574
T6	Ryan Gronlund (3)	69	71	140
T13	Edwin Yi (1)	74	69	143
T17	Yin Ho Yue (5)	74	70	144
T32	Kevin Geniza (4)	73	74	147
81	Sam Foust (2)	79	88	167
6	Stanford	291	293	584
T17	David Snyder (2)	74	70	144
T24	Freddie Lee (4)	73	72	145
T44	Nate Menon (3)	73	76	149
T60	Dakota McNealy (5)	71	82	153
T65	Christopher Meyers (1)	79	75	154
7	Stanford	291	294	585
T1	Brandon Wu (1)	65	70	135
T17	Isaiah Salinda (2)	73	71	144
T56	Henry Shimp (3)	77	75	152
T70	Ethan Ng (5)	77	78	155
T73	Daulet Tuleubayev (4)	76	80	156

Pos.	Team/Player (seed)	Rd 1	Rd 2	Total
8	Northwestern	301	290	591
T13	Ryan Lumsden (2)	74	69	143
T37	David Nyfjall (1)	76	72	148
T50	Everton Hawkins (3)	75	75	150
T50	Eric McIntosh (4)	76	74	150
82	Pete Griffith (5)	88	82	170
T9	Utah	291	302	593
T9	Kyler Dunkle (1)	68	74	142
T37	Axel Einarsson (5)	71	77	148
T54	Blake Tomlinson (3)	77	74	151
T60	Tristan Mandur (4)	75	78	153
T75	Mitchell Schow (2)	80	77	157
T9	East Tennessee St.	297	296	593
T13	Trevor Hulbert (4)	72	71	143
T32	Jack Rhea (1)	73	74	147
T44	Geuntae Kim (3)	76	73	149
T65	Shiso Go (2)	76	78	154
79	Austin Carter (5)	78	85	163
11	UC Davis	303	291	594
T1	Thomas Hutchison (1)	69	66	135
T54	Jesse Bratz (3)	77	74	151
T60	Tanner Hughes (2)	77	76	153
T70	Daniel Kim (4)	80	75	155
80	Jae Kim (5)	85	80	165
T12	Stirling	296	299	595
T26	Robert Foley (5)	74	72	146
T32	Laird Shepherd (1)	70	77	147
T37	Mark Napier (3)	75	73	148
T65	Jordan Sundborg (4)	77	77	154
T73	Jean de Wouters (2)	77	79	156
T12	Arkansas	300	295	595
T26	Mason Overstreet (2)	75	71	146
T26	Julian Perico (4)	76	70	146
T50	William Buhl (1)	74	76	150
T65	Tyson Reeder (5)	75	79	154
78	Luis Garza (3)	80	78	158
14	Notre Dame	297	299	596
T37	Davis Lamb (1)	69	79	148
T44	Taichi Kho (4)	78	71	149
T50	Miguel Delgado (2)	73	77	150
T60	John Felitto (3)	77	76	153
T60	Hunter Ostrom (5)	78	75	153
15	Iowa State	302	299	601
T32	Lachlan Barker (2)	70	77	147
T44	Sam Vincent (5)	77	72	149
T56	Ricky Costello (4)	75	77	152
T70	Tripp Kinney (1)	82	73	155
T75	Frank Lindwall (3)	80	77	157
16	San Diego State	305	298	603
T37	Otto Vanhatalo (2)	74	74	148
T44	Steve Sugimoto (4)	75	74	149
T56	Youssef Guezzele (5)	78	74	152
T65	Christian Banke (3)	78	76	154
T75	Leo Oyo (1)	80	77	157

Individuals

Pos.	Player (Team)	Rd 1	Rd 2	Total
T32	Aman Gupta (Oklahoma State)	70	77	147
T56	Chris Woollam (LSU)	78	74	152

The Prestige Presented by Charles Schwab

Greg Norman Course at PGA WEST
 La Quinta, Calif., CA
 Greg Norman Course
 Dates: Feb 18 - Feb 20

Average score per round			
Round	Course	Average Score	Complete Rounds
1	Greg Norman Course	74.52	82
2	Greg Norman Course	74.28	82
Total Average Scores			
Greg Norman Course		74.40	164

Greg Norman Course at PGA WEST: Greg Norman Course

Round 2									
hole	par	yards	double eagle	eagle	birdie	par	bogey	double bogey	other
1	4	409			10	53	18		1
2	4	470			10	42	20	7	3
3	4	477			8	44	25	5	
4	3	140			10	58	13	1	
5	4	380			19	50	7	5	1
6	4	481			5	38	36	3	
7	3	181			4	50	17	10	1
8	5	617			9	53	15	4	1
9	4	359			15	53	11	3	
10	4	415			7	56	14	4	1
11	4	337		2	35	39	5	1	
12	5	566		1	26	44	9	2	
13	3	216			8	58	13	3	
14	4	443			8	53	14	5	2
15	4	431			8	52	20	2	
16	5	537			12	45	18	5	2
17	3	180			6	56	18	2	
18	4	461			7	46	16	10	3

Round 2			
hole	par	yards	average relative to par
18	4	461	+0.48
6	4	481	+0.45
7	3	181	+0.44
2	4	470	+0.41
3	4	477	+0.33
14	4	443	+0.28
16	5	537	+0.27
10	4	415	+0.22
8	5	617	+0.21
17	3	180	+0.20
15	4	431	+0.20
13	3	216	+0.13
1	4	409	+0.13
4	3	140	+0.06
5	4	380	+0.02
9	4	359	+0.02
12	5	566	-0.18
11	4	337	-0.39

The Prestige Presented by Charles Schwab

Greg Norman Course at PGA WEST
 La Quinta, Calif., CA
 Greg Norman Course
 Dates: Feb 18 - Feb 20

Round 1				Round 2			
hole	par	yards	average relative to par	hole	par	yards	average relative to par
7	3	181	+0.59	18	4	461	+0.48
6	4	481	+0.49	6	4	481	+0.45
18	4	461	+0.48	7	3	181	+0.44
3	4	477	+0.45	2	4	470	+0.41
2	4	470	+0.38	3	4	477	+0.33
13	3	216	+0.35	14	4	443	+0.28
14	4	443	+0.27	16	5	537	+0.27
17	3	180	+0.27	10	4	415	+0.22
8	5	617	+0.21	8	5	617	+0.21
5	4	380	+0.20	17	3	180	+0.20
1	4	409	+0.15	15	4	431	+0.20
16	5	537	+0.11	13	3	216	+0.13
10	4	415	+0.10	1	4	409	+0.13
15	4	431	+0.04	4	3	140	+0.06
9	4	359	-0.01	5	4	380	+0.02
4	3	140	-0.15	9	4	359	+0.02
11	4	337	-0.18	12	5	566	-0.18
12	5	566	-0.20	11	4	337	-0.39

The Prestige Presented by Charles Schwab

Greg Norman Course at PGA WEST
 La Quinta, Calif., CA
 Greg Norman Course
 Dates: Feb 18 - Feb 20

All rounds									
hole	par	yards	double eagle	eagle	birdie	par	bogey	double bogey	other
1	4	409			19	108	34	1	2
2	4	470			16	91	38	15	4
3	4	477			11	87	57	9	
4	3	140			28	116	19	1	
5	4	380			35	92	26	8	3
6	4	481			8	80	67	9	
7	3	181			13	85	40	22	4
8	5	617			19	105	30	8	2
9	4	359			33	102	24	5	
10	4	415			19	113	23	6	3
11	4	337		3	54	96	9	2	
12	5	566		2	52	89	17	4	
13	3	216			15	102	40	6	1
14	4	443			13	110	29	8	4
15	4	431			22	103	37	2	
16	5	537		1	29	86	37	8	3
17	3	180			11	113	33	5	2
18	4	461			14	85	45	15	5




















The Prestige Presented by Charles Schwab

Greg Norman Course at PGA WEST
La Quinta, Calif., CA
Greg Norman Course
Dates: Feb 18 - Feb 20

Par 3 Scoring				Par 4 Scoring				Par 5 Scoring			
M. Delgado	Notre Dame	2.63	-3	B. Wu	Stanford	3.91	-2	R. Gronlund	Oregon	4.33	-4
M. Overstreet	Arkansas	2.63	-3	R. Lumsden	N'western	3.91	-2	A. Eckroat	Okla. St.	4.33	-4
J. McCarthy	Pepperdine	2.75	-2	T. Hutchison	UC Davis	3.91	-2	B. Wu	Stanford	4.50	-3
K. Dunkle	Utah	2.75	-2	Y. Ho Yue	Oregon	3.91	-2	N. Jeansonne	LSU	4.50	-3
B. Wu	Stanford	2.75	-2	J. Highsmith	Pepperdine	3.95	-1	T. Hutchison	UC Davis	4.50	-3
T. Hutchison	UC Davis	2.75	-2	J. Perico	Arkansas	3.95	-1	G. Barber	LSU	4.50	-3
R. Foley	Stirling	2.88	-1	D. Bling	UCLA	3.95	-1	F. Lee	Stanford	4.67	-2
S. Maruyama	UCLA	2.88	-1	A. Eckroat	Okla. St.	3.95	-1	T. Reeder	Arkansas	4.67	-2
L. Gagne	LSU	2.88	-1	V. Hovland	Okla. St.	3.95	-1	G. Kim	ETSU	4.67	-2
S. Vincent	Iowa State	2.88	-1	C. Madey	UCLA	3.95	-1	D. Bling	UCLA	4.67	-2
H. Yoshihara	UCLA	2.88	-1	E. Yi	Oregon	3.95	-1	E. Lai	UCLA	4.67	-2
V. Hovland	Okla. St.	2.88	-1	N. Jeansonne	LSU	3.95	-1	H. Shimp	Stanford	4.67	-2
J. Felitto	Notre Dame	3.00	E	T. Hulbert	ETSU	3.95	-1	D. Snyder	Stanford	4.67	-2
D. Lamb	Notre Dame	3.00	E	C. Feagler	Pepperdine	3.95	-1	D. Lamb	Notre Dame	4.83	-1
M. Schow	Utah	3.00	E	L. Gagne	LSU	4.00	E	V. Hovland	Okla. St.	4.83	-1
E. Yi	Oregon	3.00	E	L. Shepherd	Stirling	4.00	E	S. Vincent	Iowa State	4.83	-1
I. Salinda	Stanford	3.00	E	M. Wolff	Okla. St.	4.00	E	T. Winstead	LSU	4.83	-1
T. Hughes	UC Davis	3.00	E	F. Lee	Stanford	4.00	E	R. Costello	Iowa State	4.83	-1
D. Nyfjall	N'western	3.00	E	J. Bratz	UC Davis	4.05	+1	B. Tomlinson	Utah	4.83	-1
A. Einarsson	Utah	3.00	E	J. McCarthy	Pepperdine	4.05	+1	J. Sundborg	Stirling	4.83	-1
G. Barber	LSU	3.00	E	P. Barbaree	LSU	4.05	+1	P. Barbaree	LSU	4.83	-1
D. Hitchner	Pepperdine	3.00	E	H. Wood	Okla. St.	4.05	+1	M. Wolff	Okla. St.	4.83	-1
Eagles				Birdies				Pars			
B. Wu	Stanford	1	A. Eckroat	Okla. St.	12	V. Hovland	Okla. St.	29			
K. Dunkle	Utah	1	T. Hutchison	UC Davis	11	A. Gupta	Okla. St.	28			
R. Lumsden	N'western	1	J. McCarthy	Pepperdine	10	J. Rhea	ETSU	27			
R. Gronlund	Oregon	1	B. Wu	Stanford	9	D. Bling	UCLA	27			
P. Barbaree	LSU	1	E. Yi	Oregon	9	H. Yoshihara	UCLA	26			
M. Napier	Stirling	1	N. Jeansonne	LSU	8	E. McIntosh	N'western	26			
			Y. Ho Yue	Oregon	8	L. Gagne	LSU	26			
			J. Highsmith	Pepperdine	7	L. Shepherd	Stirling	26			
			D. Hitchner	Pepperdine	7	G. Kim	ETSU	26			
			I. Salinda	Stanford	7	Z. Bauchou	Okla. St.	26			
			C. Madey	UCLA	7	G. Barber	LSU	26			
			T. Hulbert	ETSU	7	J. Perico	Arkansas	25			
			M. Overstreet	Arkansas	7	H. Wood	Okla. St.	25			
			F. Lindwall	Iowa State	7	P. Barbaree	LSU	25			
			R. Foley	Stirling	7	S. Vincent	Iowa State	24			
			T. Winstead	LSU	7	N. Jeansonne	LSU	24			
			M. Wolff	Okla. St.	7	D. Snyder	Stanford	24			
			N. Menon	Stanford	7	J. Highsmith	Pepperdine	24			
			K. Dunkle	Utah	7	J. Bratz	UC Davis	24			
			R. Lumsden	N'western	7	T. Reeder	Arkansas	24			
			R. Gronlund	Oregon	7	C. Feagler	Pepperdine	23			
			K. Geniza	Oregon	7	J. Felitto	Notre Dame	23			

The Prestige Presented by Charles Schwab
Round 3

Greg Norman Course at PGA WEST - Greg Norman Course

Group	Tee Time	Player 1	Player 2	Player 3
RD 3	Time - Hole			
		 East Tennessee St. (T9, +25)	 Utah (T9, +25)	 Northwestern (8, +23)
1	7:30 - 1	Austin Carter (T9, +21)	Mitchell Schow (T75, +15)	Pete Griffith (82, +28)
2	7:41 - 1	Shiso Go (T65, +12)	Tristan Mandur (T60, +11)	Eric McIntosh (T50, +8)
3	7:52 - 1	Geuntae Kim (T44, +7)	Blake Tomlinson (T54, +9)	Everton Hawkins (T50, +8)
4	8:03 - 1	Jack Rhea (T32, +5)	Axel Einarsson (T37, +6)	David Nyfjall (T37, +6)
5	8:14 - 1	Trevor Hulbert (T13, +1)	Kyler Dunkle (T9, E)	Ryan Lumsden (T13, +1)
	Time - Hole	 Stanford (7, +17)	 Oregon (5, +6)	 UCLA (4, +3)
6	8:25 - 1	Daulet Tuleubayev (T73, +14)	Sam Foust (81, +25)	Eddy Lai (T37, +6)
7	8:36 - 1	Ethan Ng (T70, +13)	Kevin Geniza (T32, +5)	Cole Madey (T37, +6)
8	8:47 - 1	Henry Shimp (T56, +10)	Yin Ho Yue (T17, +2)	Sean Maruyama (T24, +3)
9	8:58 - 1	Isaiah Salinda (T17, +2)	Edwin Yi (T13, +1)	Hidetoshi Yoshihara (T17, +2)
10	9:09 - 1	Brandon Wu (T1, -7)	Ryan Gronlund (T6, -2)	Devon Bling (T9, E)
	Time - Hole	 Pepperdine (3, +2)	 Oklahoma State (2, -4)	 LSU (1, -9)
11	9:20 - 1	Roy Cootes (T26, +4)	Hayden Wood (T44, +7)	Garrett Barber (T17, +2)
12	9:31 - 1	Derek Hitchner (T26, +4)	Zach Bauchou (T26, +4)	Trey Winstead (T13, +1)
13	9:42 - 1	Clay Feagler (T17, +2)	Matthew Wolff (T17, +2)	Philip Barbaree (T9, E)
14	9:53 - 1	Joe Highsmith (T9, E)	Viktor Hovland (T4, -3)	Luis Gagne (T6, -2)
15	10:04 - 1	Joshua McCarthy (8, -1)	Austin Eckroat (3, -4)	Nathan Jeansonne (T4, -3)
	Time - Hole	 Arkansas (T12, +27)	 Stirling (T12, +27)	 UC Davis (11, +26)
16	7:41 - 10	Luis Garza (78, +16)	Jean de Wouters (T73, +14)	Jae Kim (80, +23)
17	7:52 - 10	Tyson Reeder (T65, +12)	Jordan Sundborg (T65, +12)	Daniel Kim (T70, +13)
18	8:03 - 10	William Buhl (T50, +8)	Mark Napier (T37, +6)	Tanner Hughes (T60, +11)
19	8:14 - 10	Julian Perico (T26, +4)	Laird Shepherd (T32, +5)	Jesse Bratz (T54, +9)
20	8:25 - 10	Mason Overstreet (T26, +4)	Robert Foley (T26, +4)	Thomas Hutchison (T1, -7)
	Time - Hole	 San Diego State (16, +35)	 Iowa State (15, +33)	 Notre Dame (14, +28)
21	8:36 - 10	Leo Oyo (T75, +15)	Frank Lindwall (T75, +15)	Hunter Ostrom (T60, +11)
22	8:47 - 10	Christian Banke (T65, +12)	Tripp Kinney (T70, +13)	John Felitto (T60, +11)
23	8:58 - 10	Youssef Guezzale (T56, +10)	Ricky Costello (T56, +10)	Miguel Delgado (T50, +8)
24	9:09 - 10	Steve Sugimoto (T44, +7)	Sam Vincent (T44, +7)	Taichi Kho (T44, +7)
25	9:20 - 10	Otto Vanhatalo (T37, +6)	Lachlan Barker (T32, +5)	Davis Lamb (T37, +6)
	Time - Hole	Individuals	 Stanford (B) (6, +16)	 Stanford (B) (6, +16)
26	9:31 - 10	Aman Gupta (Okla. St.) (T32, +5)	Freddie Lee (T24, +3)	David Snyder (T17, +2)
27	9:42 - 10	Chris Woollam (LSU) (T56, +10)	Nate Menon (T44, +7)	
	Time - Hole	 Stanford (B) (6, +16)	 Stanford (B) (6, +16)	(,)
28	9:53 - 10	Dakota McNealy (T60, +11)	Christopher Meyers (T65, +12)	