

SAN DIEGO STATE FOOTBALL

Nine Straight Bowl Game Appearances ♦ 21 Conference Championships ♦ 2016, 2015, 2012 Mountain West Champions
 Contacts: Mike May, senior associate AD (mmay@sdsu.edu); Jamie McConeghy, assistant AD/media relations (jmcconeg@sdsu.edu)

GAME 11

HAWAII WARRIORS (7-4; 4-3 MW) VS. No. rv/25 SAN DIEGO STATE AZTECS (8-2; 5-2 MW)

SAT., NOV. 23 :: 6 p.m. HT / 8 p.m. PT (announced) :: ALOHA STADIUM (50,000) :: HONOLULU, HAWAII

HAWAII



HAWAIIATHLETICS.COM

SAN DIEGO STATE



GOAZTECS.COM

FBS Rk.	Statistics	FBS Rk.
35.8	Points/Game	113
21	Points Allowed/Game	20.4
33.7	Rushing Yds./Game	8
112	Rushing Yds. Allowed/Game	13.7
151.2	Passing Yds./Game	93
82	Passing Yds. Allowed/Game	141.8
197.0	Total Offense/Game	2
105	Total Defense/Game	65.8
340.7	Turnover Margin	100
4	Turnover Differential	194.6
234.4	Time of Possession	32
73	Time of Possession (per game)	204.2
491.9	Yards per Carry	111
10	Yards per Attempt	336.4
431.4	Yards per Game	8
97	Yards Allowed/Game	270.0

Among the 130 FBS schools, San Diego State ranks 7th in turnover margin (+1.10) and 2nd in time of possession (34:43).

LIVE COVERAGE

TV: Spectrum Sports (Hawaii) | Streaming: Facebook
 Robert Kekaula (play-by-play)
 Rich Miano (analysis)
 Scott Robbs (sidelines)
 TBD (producer)

Aztecs Radio Network: 101.5 KGB / XTRA 1360 / Fox Sports Inland Empire (IE) 1350 (pregame starts at 6:30 p.m. PT on XTRA)

Ted Leitner (play-by-play)
 Rich Ohrnberger (analyst)
 Judson Richards (pre)
 Jon Schaeffer (half, post)
 J.R. Tolver (pregame)

Live Stats: GoAztecs.com

2019 SCHEDULE (8-2 / 5-2 MW)

	Weber State	W	6-0
Sat., Aug. 31 San Diego, Calif. Facebook			
	at UCLA	W	23-14
Sat., Sept. 7 Pasadena, Calif. Pac-12 Networks			
	at New Mexico State	W	31-10
Sat., Sept. 14 Las Cruces, N.M. FS Arizona Plus / FloFootball			
	Utah State*	L	17-23
Sat., Sept. 21 SDCCU Stadium CBSSN			
	at Colorado State*	W	24-10
Sat., Oct. 5 Fort Collins, Colo. ESPN2			
	Wyoming*	W	26-22
Sat., Oct. 12 SDCCU Stadium CBSSN			
	at San Jose State*	W	27-17
Sat., Oct. 19 San Jose, Calif. Facebook			
	at UNLV*	W	20-17
Sat., Oct. 26 Las Vegas, Nev. CBSSN			
	Nevada*	L	13-17
Sat., Nov. 9 SDCCU Stadium ESPN2			
	Fresno State*	W	17-7
Fri., Nov. 15 SDCCU Stadium ESPN2			
	at Hawai'i*		6 p.m. HT
Sat., Nov. 23 Honolulu, Hawaii Spectrum Sports			
	Brigham Young		6 p.m. PT
Sat., Nov. 30 SDCCU Stadium CBSSN			

TABLE OF CONTENTS	Page No.
Media Opportunities / Weekly Schedule	2
Schedule / Results	3
General Notes	3-18
Mountain West / Opponent Standings	19
Head Coach Rocky Long	20
Coaching Staff	21
Roster	22-23
Two-Deep	24
Recaps	25-34
Player Profiles	35-77
Statistics	78-91
Last Time it Happened	92-94

SCENE SETTER (through games of Saturday, Nov. 16)

- Having clinched a share of the West Division title, San Diego State can punch its ticket into the Dec. 7 Mountain West championship game with a victory on Saturday at Hawai'i.
- San Diego State has 21 conference championships, including Mountain West crowns in 2012 (shared), 2015 and 2016.
- The Aztecs have won or shared the West Division title four times in the two-division era (started in 2013) - 2014, 2015*, 2016* and 2019. * - indicates won the title outright and represented the division in the championship game
- The Aztecs are one of only four teams nationally to own five road victories and be undefeated on the road (also: Appalachian State, LSU and Louisiana).
- SDSU's five-game road win streak is tied for the fifth-longest active FBS streak.
- San Diego State is tied for the 17th-fewest losses (2) in the nation.
- The Aztecs improved to 8-2 overall Friday night with a 17-7 victory over Fresno State. Senior CB **Luq Barcoo** intercepted two passes, senior quarterback **Ryan Agnew** set career highs for attempts (47), completions (33) and passing yards (323), and snapped SDSU's streak of 61 consecutive games without a 300-yard passer, and redshirt freshman **Jesse Matthews** set personal bests for receptions (8) and receiving yards (119) in the win.
- SDSU's defense ranks among the national leaders in nearly every statistical category. Among its highest rankings are: 2nd in rushing defense (65.8), 2nd in rushing yards allowed per carry (2.4), T-4th in first downs allowed (143), 6th in rushing touchdowns allowed (6), T-7th in TD allowed (16), T-7th fewest plays of 20+ yards allowed (29), 8th in scoring defense (13.7), 8th in total defense (2770.0), T-8th in passing touchdowns allowed (9), 17th in passing efficiency rating (114.4), 18th in passing yards per attempt (6.21) and 19th in third down conversion (31.6).
- SDSU's special teams are ranked 12th nationally by ESPN and have two touchdowns this season.
- Since the start of the 2015 campaign, San Diego State owns a 9-5 (64.3 percent) record when an underdog. That is the 12th best winning percentage nationally during that span as an underdog (minimum 14 games played).
- San Diego State has played five games decided by one possession (actually six points or less) this season. The Aztecs are 3-2 in those games (5-0 in games decided by seven or more points). Including last season, the Aztecs have played 13 one possession games (eight points or less) in their last 23 games.
- The Aztecs have won six of the last seven encounters and have not lost on the Islands since a 49-38 setback on Dec. 3, 2005.
- San Diego State has won on its four most recent visits to Aloha Stadium, defeating Hawai'i in 2013 (28-21, OT), 2015 (28-14) and 2017 (28-7). The Aztecs also took out Cincinnati, 42-7, in the 2015 Hawai'i Bowl.
- SDSU, which is 31-1 the last 32 times it has owned a turnover margin advantage, is seventh nationally in turnover margin at +1.10 (18 gained, 7 lost). Since the start of the 2015 season, SDSU leads the nation in turnover margin (+0.80).

FEWEST RUSHING YDS. ALLOWED / FBS, 2019

Rk.	School	RYAPG	W-L
1.	Utah	56.0	8-1
2.	San Diego State	65.3	7-2
3.	Penn State	74.2	8-1
4.	Georgia	74.6	8-1
5.	Wisconsin	84.4	7-2
6.	Buffalo	85.0	5-4
7.	Pittsburgh	85.9	6-3
8.	Ohio State	88.2	9-0
9.	Air Force	96.8	7-2

On 44 3rd down carries this season, SDSU opp. have a total of 3 rushing yards.

HIGHEST TIME OF POSSESSION / FBS, 2019

Rk.	School	Avg. TOP	W-L
1.	Wisconsin	36:51	7-2
2.	Utah	35:11	8-1
3.	Air Force	34:50	7-2
4.	San Diego State	34:34	7-2
5.	Kansas State	34:26	6-3
6.	Buffalo	34:12	5-4
7.	Indiana	34:06	7-2
8.	Minnesota	34:05	9-0
9.	Georgia	34:04	8-1

Since 2010, SDSU is 25-5 when owning 35+ minutes of time of possession.

COMBINED FB & MBB WINNING PCT. / SINCE 2010

Below is a list of the highest combined football and men's basketball winning pct. (through Nov. 10).

Rk.	School	Pct.
1.	Ohio State	.756
2.	Michigan State	.725
3.	Oregon	.725
4.	Duke	.721
5.	San Diego State	.719
6.	Wisconsin	.718
7.	Cincinnati	.710

SAN DIEGO STATE MEDIA AVAILABILITY: HAWAI'I

17	SUN	18	MON	19	TUE	20	WED	21	THU	22	FRI	23	SAT
No practice		3:45 p.m. (approximate) - Practice First 20 minutes open to media who cover SDSU on a regular basis (must contact media relations office).		FINAL MEDIA DAY FOR STUDENT-ATHLETES SDSU Media Luncheon Noon - Food 12:15 p.m. - Coach Long 12:30 p.m. - Student-Athletes		FINAL MEDIA DAY FOR COACHES Closed Practice		Closed Practice No media availability.		Closed Practice No media availability.		San Diego State at Hawai'i, 6 p.m. HT on Facebook.	
Coordinator availability (must contact media relations office)		5:15 p.m. (approximate) - Post-practice availability (requests due by noon PT; student-athletes and staff will only be available if requested): - Assistant coaches - Selected players (no Tuesday media luncheon participants)		3:30 p.m. - Practice First 20 minutes open to media who cover SDSU on a regular basis (must contact media relations office).		5 p.m. (approximate) - Post-practice availability (requests due by noon PT; staff will only be available if requested): - Coach Long - Assistant coaches		Aztec Football with Rocky Long TV show on FOX Sports San Diego. Check local listings for specific broadcast time.				Postgame News Conference - San Diego State locker room is closed. Coach Long and selected players will be available in the press conference area after a brief cooling off period.	
		Game Notes Available		5 p.m. (approximate) - Post-practice availability (requests due by noon PT; student-athletes and staff will only be available if requested): - Assistant coaches - Selected players (no Tuesday media luncheon participants)		6 p.m. - The Rocky Long Show live on XTRA 1360.						Live: Game Live: Stats Game Stats Postgame Notes Postgame Quotes News Conference Archive Highlights	
				Live News Conference News Conference Video News Conference Quotes		Broadcast Flip Card							

Items in red are sent out to the media distribution list and/or are available on that day at GoAztecs.com.

SDSU MEDIA RELATIONS

Phone: (619) 594-5547

Fax: (619) 582-6541

Overnight Address:

Aztec Athletics Center, Suite 3014
5302 55th Street
San Diego, CA 92182-4309

Website: GoAztecs.com

Public Twitter: GoAztecs

Game Notes Twitter: GoAztecsStats

Mike May* | Senior Assoc. AD/Comm. & Media Relations

Office: (619) 594-5547 Cell: (619) 957-8372

E-Mail: mmay@sdsu.edu

Jamie McConeghy* | Assistant AD - Media Relations

Office: (619) 594-4348 Cell: (607) 435-5577

E-Mail: jmcconeg@sdsu.edu

Jim Solien^ | Assistant Media Relations Director

Office: (619) 594-2576

E-Mail: jsolien@sdsu.edu

Ben Pearson | Assistant Media Relations Director

Office: (619) 594-2576

E-Mail: bpearson@sdsu.edu

Richard Stern | Assistant Media Relations Director

Office: (619) 594-5548

E-Mail: rstern@sdsu.edu

TBA | Assistant Media Relations Director

Office: (619) 594-5242

E-Mail: TBA

Maddie Heaps | Media Relations Coordinator

Office: (619) 594-5547

E-Mail: mheaps@sdsu.edu

Jason Bott | Coordinator of Multimedia Productions

Office: (619) 594-2428

E-Mail: jbott@sdsu.edu

* primary football contacts; ^ secondary contacts

PRACTICE

All practices are closed to both the public and the media with the exception being the first 20 minutes of Monday and Tuesday's workouts (media only). Members of the media planning to attend Monday or Tuesday's practice will need to call the media relations office to be placed on a list to gain access to the practice fields.

Post-practice interview requests should be submitted to the San Diego State media relations office no later than noon PT on the day of the potential interview. Other interview requests must be made at least 24 hours in advance.

SDSU TELECONFERENCE

The Mountain West is not hosting a weekly coaches teleconference this season.

TUESDAY MEDIA LUNCHEONS

This fall, SDSU will once again play host to a Tuesday media luncheon with head coach Rocky Long and requested players. The location will be the second floor of the Fowler Athletics Center.

Lunch is scheduled to begin at noon with coach Long addressing the media at 12:15, followed by student-athletes.

The news conference is carried live on the Internet at GoAztecs.com. A transcript of the weekly media luncheon will be posted on GoAztecs.com. Contact the media relations office for additional details.

THE ROCKY LONG SHOW

This season, the Rocky Long Show will air live weekly on Wednesday evenings from 6-7 p.m. PT on XTRA 1360.

AZTEC FOOTBALL WITH ROCKY LONG

San Diego State football head coach Rocky Long and FOX Sports San Diego have announced a coaches show for the sixth straight season. *Aztec Football with Rocky Long* will air each Thursday following live programming on FOX Sports San Diego.

The weekly show will give unprecedented access to the SDSU program and Long, the Mountain West's all-time leader in victories and two-time MW Coach of the Year. *Aztec Football with Rocky Long*, which will be hosted by Mike Pomeranz, will consist of player and coach features, behind the scenes footage, X's and O's with Long, a preview of the upcoming game, a recap of the last game and much more.

VIDEO FOOTAGE OF ROAD GAMES

Video highlights and interview footage will once again be available to the media for all of San Diego State's road games. For more information contact coordinator of multimedia productions Jason Bott at (619) 594-2428 or via e-mail at jbott@sdsu.edu.

COLLEGE PRESSBOX.COM

CollegePressBox.com is the official media website for Mountain West football. Access and download weekly game notes, quotes, statistics, media guide headshots, logos and more for the conference and each of its 12 member schools throughout the season. Login information will be distributed by the conference office to accredited media or you can apply for a password by sending an email to password@collegepressbox.com.

KEEP AN EYE ON THIS

- Since the start of the 2015 campaign, San Diego State is 14-7 (66.7 percent) in one touchdown games, while Hawai'i is 12-6 (66.7 percent). Among teams with at least 15 games during that span, the Warriors and Aztecs rank sixth nationally.
- This season the Hawai'i offense has produced 54 plays of 20 or more yards. That is 6.8 percent of its total offensive plays and that ranks 7th nationally (just ahead of Ohio State). Meanwhile, San Diego State has allowed only 52 "big plays" defined as a run gaining at least 12 yards or a pass gaining 15 yards. That ranks third nationally, just behind Georgia (49) and Utah (50), and ahead of Ohio State (53).
- One area SDSU will be looking to take advantage is average starting field position. Last weekend, the Aztecs enjoyed a 14-yard average FOP advantage in the victory over Fresno State. That improved the Aztecs to 24-2 since 1988 when owning at least a 14-yard advantage in the category. For the season, San Diego State is sixth nationally with an average field position of advantage of +7.22. Meanwhile, Hawai'i ranks 113th in the category with a season AFP margin of -3.61.
- This season, San Diego State has seven turnovers, tied for the third lowest total in all of FBS, while Hawai'i has turned the ball over an FBS high 27 times.

RECORD IN 1 TD GAMES SINCE '15

Minimum 15 games played			
Pl.	Team	W-L	Pct.
1.	Oklahoma	13-4	.765
2.	South Florida	12-4	.750
3.	West Virginia	12-5	.706
4.	Wake Forest	14-6	.700
5.	FIU	11-5	.688
6.	San Diego State	14-7	.667
	Hawai'i	12-6	.667
	South Carolina	14-7	.667
	Troy	12-6	.667
	Virginia Tech	10-5	.667

PROGRAM-AT-A-GLANCE

- San Diego State has clinched a 10th consecutive winning season, which is the second-longest streak in program history and the longest since a 17-year stretch from 1961-77.
- SDSU has played in a school-record nine consecutive bowl games (including all eight seasons under Rocky Long) and has become bowl eligible for a 10th straight season.
- San Diego State is one of only 14 schools nationally to advance to a bowl game each of the last nine seasons (does not include 2019).
- Since the start of the 2010 season, San Diego State's winning percentage (.682) is 16th nationally and is second in the state of California, trailing only Stanford.
- San Diego State is 46-14 in its last 60 overall games and 31-10 in its last 41 regular-season games against Mountain West opponents (33-10 against MW opponents, including conference championship games).
- The Aztecs are 13-7 in their last 20 games decided by eight points or less and 27-14 in one-score games in the Rocky Long era.
- San Diego State has put together a win streak of at least six games in each of the last four seasons (has not been extended this season). Only four teams in the country have a 6-plus game win streak in 2015, 2016, 2017 and 2018 - San Diego State, Alabama, Clemson and Ohio State.

TRENDING

Searching for the formula to a San Diego State victory? Look no further.

BEST FBS RECORD SINCE 2010

Below is a list of the highest winning percentages in the nation for FBS schools since the beginning of the 2010 season. (note: minimum 75 games played as an FBS school; through Nov. 16).













Rk.	Team	Pct.	Rk.	Team	Pct.
1.	Alabama	.897	14.	Michigan State	.690
2.	Ohio State	.870	15.	TCU	.685
3.	Clemson	.838	16.	San Diego State	.682
4.	Oklahoma	.815	17.	Northern Illinois	.677
5.	Boise State	.806	18.	Penn State	.675
6.	LSU	.778		Toledo	.675
7.	Oregon	.760	20.	UCF	.669
8.	Wisconsin	.758	21.	Michigan	.667
9.	Stanford	.748	22.	Auburn	.659
10.	Georgia	.735		USC	.659
11.	Florida State	.733	24.	Texas A&M	.654
12.	Oklahoma State	.724	25.	Baylor	.643
13.	Notre Dame	.706		Utah	.643

CALIFORNIA FBS RECORDS SINCE 2010

Below is a look at the best records in the state of California since the beginning of the 2010 campaign (through Nov. 16). BG - indicates number of bowl games the team has participated in since 2010. AP Rk. - indicates current team ranking in the Associated Press poll.

Rk.	Team	W	L	Pct.	BG	AP Rk.
1.	Stanford	98	33	.748	9	--
2.	San Diego State	88	41	.682	9	rv
3.	USC	85	44	.659	6	rv
4.	Fresno State	68	60	.531	6	--
5.	UCLA	64	62	.508	6	--
6.	California	51	70	.421	3	--
7.	San José State	43	79	.352	3	--

SCHEDULE / RESULTS

Date	Opponent	Site	TV/Stream	Time	Series	Notes
Aug. 31	 Weber State Wildcats	San Diego, Calif. SDCCU Stadium	Facebook	W, 6-0	SDSU, 3-0	Aztecs limit Weber State to 154 yds & 5 1st D; SDSU posts first shutout since Nov. 5, 2016
Sept. 7	 at UCLA Bruins	Pasadena, Calif. Rose Bowl Stadium	Pac-12 Networks	W, 23-14	UCLA, 21-1-1	Agnew throws for a career-high 293 yards; SDSU improves to 5-1 vs. Pac-12 since 2016
Sept. 14	 at New Mexico State Aggies	Las Cruces, N.M. Aggie Memorial Stadium	FloSports (S)	W, 31-10	SDSU, 10-1-1	Aztecs rush for 291 yards and three TDs; SDSU records four turnovers and seven sacks
Sept. 21	 Utah State Aggies	San Diego, Calif. SDCCU Stadium	CBS Sports Network	L, 17-23	SDSU, 12-2	SDSU's 10-gm winning streak vs. USU snapped; SDSU limits high-powered USU to just 16 off. pts.;
Oct. 5	 at Colorado State Rams	Fort Collins, Colo. Canvas Stadium	ESPN2	W, 24-10	SDSU, 21-14	Aztecs force 4 TOs, inc. 3 INT by Luq Barcoo; Agnew: 16-for-20, 147 yds, 3 TD
Oct. 12	 Wyoming Cowboys	San Diego, Calif. SDCCU Stadium	CBS Sports Network	W, 26-22	Tied, 19-19	SDSU rallies from 14-3 deficit in the 2nd quarter; Washington: 112 all-purpose yards; 2 TD
Oct. 19	 at San José State Spartans	San Jose, Calif. CEFCU Stadium	Facebook	W, 27-17	SDSU, 22-19-2	SDSU won its seventh straight vs. SJSU; Aztecs rush for 260 yards and three TDs
Oct. 26	 at UNLV Rebels	Las Vegas, Nev. Sam Boyd Stadium	CBS Sports Network	W, 20-17	SDSU, 19-10	Aztecs jump out to 17-0 lead, survive late rally; Trenton Thompson: 12 TCK, blk punt leads to TD
Nov. 9	 Nevada Wolf Pack	San Diego, Calif. SDCCU Stadium	ESPN2	L, 13-17	SDSU, 7-5	#24 SDSU outgains Nevada, 309-226, but key penalties (9-7) & an early RZ INT doom Aztecs
Nov. 15	 Fresno State Bulldogs	San Diego, Calif. SDCCU Stadium	ESPN2	W, 17-7	SDSU, 30-25-4	Aztec force 3 turnovers; Hold FS to 206 yards; Agnew 1st SDSU 300-yd passer in 65 games
Nov. 23	 Hawai'i Rainbow Warriors	Honolulu, Hawaii SDCCU Stadium	Spectrum Sports	6 p.m. HT	SDSU, 21-10-2	SDSU lost in OT last year at home, despite 158 yds & 2 TD by Washington; SDSU has won 6 of 7
Nov. 30	 Brigham Young Cougars	San Diego, Calif. SDCCU Stadium	CBS Sports Network	6 p.m. PT	BYU, 28-7-1	First regular-season meeting since BYU left the MW in 2011; SDSU has lost 6 straight in series

SAN DIEGO STATE-HAWAI'I SERIES

Series: San Diego State leads 21-10-2
Home: 10-4, **Away:** 11-6-2
SDCCU Stadium/Qualcomm/Jack Murphy/SD: 8-3
WAC Games: 12-5-2; **MW Games:** 6-1
Longest SDSU Win Streak: 9 (1990-98)
Longest UH Win Streak: 2 (four times)

Date	Location (Opp. NR)	Result	SDSU	UH
California Collegiate Athletic Association Era				
N.15.39	H-San Diego Stadium	L	10	13
D.7.40	A-Hawai'i	L	7	33
S.20.50	A-Hawai'i	W	49	27
J.1.51	A-Hawai'i	W	34	13
S.26.53	H-San Diego Stadium	W	40	7

Date	Location (Opp. NR)	Result	SDSU	UH
Western Athletic Conference Era				
N.8.80	A-Aloha Stadium*	L	6	31
O.24.81	H-Jack Murphy Stadium*	L	10	28
N.6.82	A-Aloha Stadium*	W	31	28
O.1.83	A-Aloha Stadium*	T	27	27
O.27.84	A-Aloha Stadium*	L	10	16
N.30.85	A-Aloha Stadium*	T	10	10
N.22.86	H-Jack Murphy Stadium*	W	35	5
O.31.87	A-Aloha Stadium*	W	29	21
O.15.88	H-Jack Murphy Stadium* (HC)	L	30	32
O.7.89	A-Aloha Stadium* (20)	L	24	31
N.10.90	H-Jack Murphy Stadium*	W	44	38
O.5.91	A-Aloha Stadium*	W	47	21
N.14.92	H-Jack Murphy Stadium* (23)	W	52	28
O.9.93	A-Aloha Stadium*	W	45	14
O.29.94	H-Jack Murphy Stadium*	W	38	23
N.18.95	A-Aloha Stadium*	W	49	10
O.11.96	H-Jack Murphy Stadium*	W	56	8
O.25.97	A-Aloha Stadium*	W	10	3
O.9.98	H-Qualcomm Stadium*	W	35	13

Date	Location (Opp. NR)	Result	SDSU	UH
Mountain West Era				
D.7.02	A-Aloha Stadium	L	40	41
D.3.05	A-Aloha Stadium	L	38	49
O.6.12	H-Qualcomm Stadium*	W	52	14
N.16.13	A-Aloha Stadium*	ot-W	28	21
O.18.14	H-Qualcomm Stadium*	W	20	10
O.10.15	A-Aloha Stadium*	W	28	14
N.5.16	H-Qualcomm Stadium* (HC)	W	55	0
O.28.17	A-Aloha Stadium*	W	28	7
N.24.18	H-SDCCU Stadium*	ot-L	30	31
N.23.19	A-Aloha Stadium*			

OFFENSIVE KEYS

- San Diego State is 43-2 the last 45 times it has rushed for 200 yards.
- The Aztecs are 60-12 in the Rocky Long era when committing one turnover or less, something SDSU has done in nine of 10 games this season.
- San Diego State's seven turnovers in 2019 are tied with Alabama and Oregon for the third fewest in the country.
- SDSU has an advantage in time of possession in nine of the 10 games this season. In the Rocky Long era, the Aztecs are 26-5 when possessing the football for at least 35 minutes.

DEFENSIVE KEYS

- The Aztecs are 51-2 in the Rocky Long era when holding the opposition to 17 points or less. The Aztecs have held each of their last four opponents to 17 points or less.
- The Aztecs are 28-6 in Rocky Long era when allowing less than 150 passing yards.
- San Diego State is 42-4 when holding the opposition to a 33.3 percent or less mark on third down.
- Since 2009, San Diego State's record broken down by opponent passing efficiency: less than 110: 49-7; between 110-150: 38-20; greater than 150: 5-22.
- Since the start of the 2015 campaign, SDSU is 27-1 when holding its opponent to a passing efficiency rating of below 110.

SPECIAL TEAMS / OVERALL TRENDS

- The Aztecs have are 31-1 the last 32 times when owning a turnover advantage.
- Since the start of the 2015 season, San Diego State leads the nation in kickoff returns for touchdowns with 11.

SERIES NOTES

- Saturday is the 34th meeting between the schools with SDSU owning a 21-10-2 advantage. The Aztecs have won six of the last seven games in the series.
- Last season, Hawai'i snapped SDSU's six-game win streak in the series and the Warriors claimed its first win in San Diego since 1988 with a 31-30 overtime win.
- The Aztecs have won 15 of the last 18 outings in the series dating back to 1990.
- SDSU met Hawai'i 19 straight years from 1980-1998 when the Aztecs were still in the WAC. In WAC play, the Aztecs owned a 12-5-2 record. This marks the eighth consecutive season the teams have met as members of the Mountain West (SDSU has won all six of those seven meetings).
- Since 1990, the Aztecs are 15-3 against the Rainbow Warriors and have outscored them by a 695-345 (38.6-19.2) margin.
- San Diego State has won 10 of the last 13 games in the series. In those 10 wins, SDSU has a total of 10 turnovers and owns a plus-13 turnover margin. In the three losses, the Aztecs have a total of five turnovers.
- The Aztecs have rushed for at least 100 yards in each of the last 17 meetings with 12 200-yard rushing games during that span.
- In the 28 meetings in the Division I era, the average game time temperature is 74.2 degrees.



SAN DIEGO STATE vs. HAWAI'I MOUNTAIN WEST & WAC ERA MEETINGS

Date	Site	Result	Rk - Rk	SD FS	Total	Passing	Rushing	Te.	Att.
				FD - FD	Yds - Yds	TOs - TOs	Yds - Yds		
N.8.80	A - Aloha	L	6 - 31	- - - 16 - 24	228 - 410	1 - 1	140 - 287	88 - 123	79 36,485
O.24.81	H - Jack Murphy	L	10 - 28	- - - 20 - 20	346 - 393	3 - 1	93 - 295	253 - 98	66 33,167
N.6.82	A - Aloha	W	31 - 28	- - - 24 - 16	560 - 357	3 - 2	47 - 135	513 - 222	75 42,041
O.1.83	A - Aloha	T	27 - 27	- - - 17 - 23	348 - 528	3 - 4	109 - 233	239 - 295	89 34,153
O.27.84	A - Aloha	L	10 - 16	- - - 19 - 18	375 - 436	1 - 0	64 - 198	311 - 238	75 44,017
N.30.85	A - Aloha	T	10 - 10	- - - 11 - 19	225 - 368	4 - 6	101 - 188	124 - 180	68 23,644
N.22.86	H - Jack Murphy	W	35 - 3	- - - 20 - 15	346 - 208	2 - 6	153 - 1	193 - 207	63 23,838
O.31.87	A - Aloha	W	29 - 21	- - - 22 - 18	462 - 271	5 - 1	89 - 162	373 - 109	79 41,437
O.15.88	H - Jack Murphy	L	30 - 32	- - - 21 - 23	359 - 394	4 - 3	106 - 217	253 - 177	69 27,142
O.7.89	A - Aloha	L	24 - 31	- - - 26 - 21	390 - 425	1 - 1	71 - 284	319 - 141	79 42,958
N.10.90	H - Jack Murphy	W	44 - 38	- - - 22 - 22	543 - 469	4 - 4	114 - 139	429 - 330	68 20,450
O.5.91	A - Aloha	W	47 - 21	- - - 24 - 15	578 - 233	1 - 1	305 - 157	273 - 76	81 38,259
N.14.92	H - Jack Murphy	W	52 - 28	- - 23 30 - 13	675 - 317	2 - 0	330 - 190	345 - 127	65 50,021
O.9.83	A - Aloha	W	45 - 14	- - - 24 - 15	493 - 281	1 - 4	234 - 158	259 - 123	81 45,641
O.29.84	H - Jack Murphy	W	38 - 23	- - - 22 - 20	421 - 400	5 - 6	185 - 187	236 - 213	69 34,096
N.18.95	A - Aloha	W	49 - 10	- - - 27 - 19	563 - 319	0 - 2	242 - 45	321 - 274	84 27,561
O.11.96	H - Jack Murphy	W	56 - 8	- - - 21 - 11	427 - 205	1 - 4	247 - 100	180 - 105	70 27,098
O.25.97	A - Aloha	W	10 - 3	- - - 17 - 27	311 - 377	0 - 4	138 - 88	173 - 289	79 29,342
O.9.98	H - Qualcomm	W	35 - 13	- - - 23 - 16	451 - 302	1 - 0	263 - 55	188 - 247	68 20,320
D.7.02	A - Aloha	L	40 - 41	- - - 24 - 30	632 - 610	1 - 5	125 - 173	507 - 437	74 36,671
D.3.05	A - Aloha	L	38 - 49	- - - 31 - 34	554 - 588	4 - 4	133 - 262	421 - 326	77 28,326
O.6.12	H - Qualcomm	W	52 - 14	- - - 27 - 12	412 - 173	0 - 3	194 - 61	218 - 112	73 50,586
N.16.13	A - Aloha	W-ot	28 - 21	- - - 21 - 20	499 - 355	4 - 2	234 - 161	265 - 194	82 28,530
O.18.04	H - Qualcomm	W	20 - 10	- - - 19 - 12	457 - 264	1 - 3	283 - 90	174 - 174	71 35,686
O.10.15	A - Aloha	W	28 - 14	- - - 19 - 14	402 - 251	1 - 3	218 - 53	184 - 198	83 28,543
N.5.16	H - Qualcomm	W	55 - 0	- - - 19 - 15	393 - 215	1 - 4	97 - 167	393 - 215	78 41,644
O.28.17	A - Aloha	W	28 - 7	- - - 21 - 12	417 - 195	1 - 0	83 - 160	334 - 35	73 17,268
N.24.18	H - SDCCU	L-ot	30 - 31	- - - 21 - 22	402 - 516	0 - 2	178 - 452	224 - 64	61 28,014

San Diego State number is listed first. Note: San Diego Stadium and Jack Murphy Stadium is currently Qualcomm Stadium.

SDSU-HAWAII' CONNECTIONS

- Hawai'i offensive line coach Mark Weber served as UNLV's assistant head coach/offensive line from 1994-96 during SDSU associate head coach/offensive coordinator Jeff Horton's tenure as the Rebels' head coach (1994-98).
- UH's Weber also crossed paths with Aztec head coach Rocky Long at UCLA in 1997, when Weber was in his first year as offensive line coach and Long was in his final season with the Bruins as defensive coordinator.
- Weber also saw time collaborating with Aztec defensive line coach Brady Hoke as Weber was Oregon State's offensive line coach from 1987-90 during Hoke's tenure as a defensive line and inside linebackers coach with the Beavers from 1989-94.
- Hawai'i pass game coordinator/quarterbacks coach Craig Stutzmann played for the CFL's British Columbia Lions in 2002, the same year Aztec safeties coach Richard Sanchez was a coaching intern for the Lions, working with the team's wide receiver corps and special teams units.
- SDSU's Assistant for Football Operations Ruben Pena earned his bachelor's degree in business management from Hawai'i in 2015.
- Aztec defensive lineman Jonah Tavai is a brother of Rainbow Warrior Justus Tavai. Both prepped at Mira Costa High School and attended El Camino College in Torrance, Calif.
- Aztec cornerback Sammy Morrison and Rainbow Warrior Michael Eletise each had stints at the Arizona in Tucson, Ariz.
- San Diego State wide receiver Chaz Collins and Hawai'i Parker Higgins both spent time at Arizona State in Tempe, Ariz.
- SDSU quarterback Jordan Brookshire and UH wide receiver Jared Smart both prepped at Laney Community College in Oakland, Calif.
- San Diego State tight end Sefo Mailangi and fullback Connor McBride went to Saddleback College in Mission Viejo, Calif alongside University of Hawai'i wide receiver Jared Smart.
- SDSU safety Kyree Woods and UH linebacker Zach Bowers both attended Chandler High School in Chandler, Ariz.
- Aztec WR Kobe Smith and Hawai'i defensive linebacker Samiuela Akoteu were teammates at Junipero Serra High School in Los Angeles.
- San Diego State linebacker Andrew Aleki went to Kamehameha School in Honolulu, Hawai'i with Hawai'i linebackers Hokie Arias and Wesley Faagu, defensive lineman Kalani Kamakawiwo'ole, wide receiver Kumoku Noa, and defensive back Tiger Peterson.
- Aztec OL Brandon Crenshaw-Dickson and WR Brionne Penny, and Rainbow Warrior WR Cedric Byrd both attended Narbonne High School in Harbor City, Calif.
- SDSU linebacker Seyddrick Lalakala and offensive lineman Alama Uluave prepped at Punahou High in Honolulu with UH defensive backs Noa Kamana and Alaka'i Mashima
- San Diego State defensive lineman Liloa Kapiko went to the Saint Louis School in Honolulu together with Hawai'i wide receivers Chance Beyer and Jonah Panoke, offensive linemen Arasi Mose and Eliko Tanuvasa, linebackers Kila Kamakawiwo'ole and Isaiah Tufaga, defensive back Kai Kaneshiro and quarterback Chevan Cordeiro.

PLAYER CONNECTIONS

Hawai'i	Hometown/High School/Community College	San Diego State
OL Michael Eletise	Arizona	CB Sammy Morrison
LB Parker Higgins	Arizona State	WR Chaz Collins
DL Justus Tavai	El Camino College	DL Jonah Tavai
WR Jared Smart	Laney Community College	QB Jordan Brookshire
DL Chance Kalaugher	Saddleback College	TE Sefo Mailangi FB Connor McBride
LB Zach Bowers	Chandler High	S Kyree Woods
LB Samiuela Akoteu	Junipero Serra High	WR Kobe Smith
LB Hokie Arias	Kamehameha Schools	LB Andrew Aleki
LB Wesley Faagu		
DL Kalani Kamakawiwo'ole		
WR Kumoku Noa		
DB Tiger Peterson		
WR Cedric Byrd	Narbonne High	OL Brandon Crenshaw-Dickson WR Brionne Penny
DB Noa Kamana	Punahou High	LB Seyddrick Lalakala
DB Alaka'i Mashima		OL Alama Uluave DL Liloa Kapiko
WR Chance Beyer	Saint Louis School	
QB Chevan Cordeiro		
LB Kila Kamakawiwo'ole		
DB Kai Kaneshiro		
OL Arasi Mose		
WR Jonah Panoke		
OL Eliko Tanuvasa		
LB Isaiah Tufaga		
OL Ilm Manning (Apollo High)	Glendale, Ariz.	LS Turner Bernard (Mountain Ridge High)
LB Hokie Arias (Kamehameha Schools)	Honolulu, O'ahu, Hawai'i	LB Andrew Aleki (Kamehameha Schools)
LB Payton Awaya (Kalani High)		DL Liloa Kapiko (Saint Louis High)
DL Stephan Bernal-Wendt (Salesian High)		
WR Chance Beyer (Saint Louis School)		
DL Andrew Choi (Kaiser High)		
QB Chevan Cordeiro (Saint Louis School)		
OL Michael Eletise (Kaiser High)		
LB Parker Higgins (Kaiser High)		
DL Chance Kalaugher (Kaiser High)		
DL Kalani Kamakawiwo'ole (Kamehameha Schools)		
LB Kila Kamakawiwo'ole (Saint Louis School)		
DB Noa Kamana (Punahou School)		
DB Kai Kaneshiro (Saint Louis School)		
OL Arasi Mose (Saint Louis School)		

MOUNTAIN WEST STANDINGS / SINCE 2013

Below is a look at the best Mountain West records in league games since it split into two divisions in 2013 (includes championship & bowl games; through Nov. 16).

Rk.	Team	W	L	Pct.	GB
1.	Boise State	46	11	.807	--
2.	San Diego State	42	15	.737	4.0
3.	Utah State	35	20	.636	10.0
4.	Colorado State	31	24	.564	14.0
5.	Fresno State	32	26	.552	14.5
6.	Air Force	28	27	.509	16.5
7.	Nevada	26	29	.473	18.5
8.	Wyoming	25	30	.455	20.0
9.	San José State	17	37	.315	27.0
10.	UNLV	17	37	.315	27.5
11.	Hawai'i	17	38	.309	28.0
12.	New Mexico	16	38	.296	28.5

MW STANDINGS VS. WEST DIVISION / SINCE 2013

Below is a look at the best Mountain West records in league games against the West Division since the start of the 2013 season (includes championship & bowl games; through Nov. 16).

Rk.	Team	W	L	Pct.
1.	Utah State	18	4	.818
2.	Boise State	19	5	.792
3.	Colorado State	16	6	.727
4.	San Diego State	24	10	.706
5.	Fresno State	21	12	.636
6.	Air Force	13	9	.591
7.	Nevada	19	14	.578
8.	Wyoming	10	12	.455
9.	UNLV	13	20	.394
10.	Hawai'i	12	22	.353
11.	San José State	11	22	.333
12.	New Mexico	6	15	.286

MW STANDINGS VS. MOUNTAIN DIVISION / SINCE 2013

Below is a look at the best Mountain West records in league games against the Mountain Division since the start of the 2013 season (includes championship & bowl games; through Nov. 16).

Rk.	Team	W	L	Pct.
1.	Boise State	27	6	.818
2.	San Diego State	18	5	.783
3.	Utah State	17	16	.515
4.	Air Force	15	18	.438
	Colorado State	15	18	.455
	Wyoming	15	18	.455
7.	Fresno State	11	14	.440
8.	New Mexico	10	23	.303
9.	Nevada	7	15	.318
10.	San José State	6	15	.286
11.	Hawai'i	5	16	.238
12.	UNLV	4	17	.191

FEWEST INT. THROWN SINCE 2015

Fewest INT by an FBS team since 2015 (min. 35 GP; through Nov. 16).

Rk.	School	Int.
1.	San Diego State	25
2.	Georgia Southern	26
3.	Navy	28
4.	LSU	29
5.	Army West Point	33
	Georgia Tech	33

TOP SCORING DEFENSES SINCE 2014

Best scoring defenses since start of 2014 (min. 70 GP, through Nov. 16).

Rk.	School	Pts. Allowed Per Game
1.	Alabama	15.6
2.	Clemson	15.9
3.	Wisconsin	16.8
4.	Michigan	17.9
5.	Georgia	18.2
6.	Ohio State	18.3
7.	San Diego State	18.9
8.	Washington	19.1
9.	Iowa	19.4
10.	Florida	19.5

TOP TOTAL DEFENSES SINCE 2014

Best total defenses since start of 2014 (min. 70 GP, through Nov. 16)

Rk.	School	Total Yds. Allowed Per Game
1.	Michigan	277.1
2.	Clemson	283.6
3.	Wisconsin	289.1
4.	Alabama	294.0
5.	Georgia	309.2
6.	San Diego State	310.4
7.	Ohio State	317.3
8.	Florida	320.1
9.	Michigan State	327.5
10.	Penn State	328.9

MOST INTERCEPTIONS SINCE 2014

Below is a list of the most interceptions forced in the FBS since the beginning of the 2014 campaign (through Nov. 16).

Rk.	Team	INT
1.	San Diego State	99
2.	Ohio State	95
3.	Utah	94
4.	Louisiana Tech	92
5.	Alabama	90
	Iowa	90
7.	Florida	89
8.	Arkansas State	88
9.	Clemson	87
10.	Louisville	84
	Oregon	84
	Troy	84

MOST TURNOVERS FORCED SINCE 2014

Below is a list of the most turnovers forced in the FBS since the beginning of the 2014 campaign (through Nov. 16).

Rk.	Team	TO Forced
1.	Utah	154
2.	Louisiana Tech	152
3.	Ohio State	150
4.	Washington	149
5.	Memphis	147
6.	Clemson	144
	Florida	144
8.	Temple	143
9.	San Diego State	142
	Arkansas State	142
	Utah State	142

WR Kumuku Noa (Kamahameha School)
 WR Jonah Panoke (Saint Louis School)
 WR Jason-Matthew Sharsh (Moanalua High)
 DL Azia Se'ei (West High)
 OL Eliki Tanuvasa (Saint Louis School)
 QB Justin Uahinui (Farrington High)
 DL Manly Williams (Farrington High)
 DL Derek Thomas (Huntington Beach High)
 DL Samiuela Akoteu (Junipero Serra High)
 DL Justus Tavai (Mira Costa High)
 OL Ra Elkington (Kahuku High)
 LB Isaiiah Tufaga (Saint Louis School)
 DB Kalen Hicks (Bishop Gorman High)
 DL Jonah Lualu (Centennial High)

Huntington Beach, Calif.	TE Sefo Mailangi (Edison High)
Inglewood, Calif.	OL Brandon Crenshaw-Dickson (Narbonne High)
La'ie, O'ahu, Hawai'i	OL Alama Uluave (Punahou School)
Las Vegas, Nev.	TE Daniel Bellinger (Palo Verde High) WR Ethan Dedeaux (Liberty High) WR Elijah Kothe (Faith Lutheran High) WR Isiah Macklin (Green Valley High) S Allan Mwata (Liberty High)
Long Beach, Calif.	WR BJ Busbee (St. Anthony High)
Los Angeles, Calif.	DL Dylan Taylor (Cathedral High) LB Kyahva Tezino (Salesian High)
Oakland, Calif.	OL Keith Ismael (Sacred Heart Cathedral)
Oceanside, Calif.	CB Eric Wilson (El Camino High)
Santa Ana, Calif.	S Patrick McMorris (Santa Ana High)

LAST MEETING WITH HAWAI'I

Hawai'i 31, San Diego State 30 (OT)
 Nov. 24, 2018 | SDCCU Stadium

SAN DIEGO -- San Diego State dropped its regular-season finale in heartbreaking fashion on Nov. 24, suffering a 31-30 defeat to Hawai'i in overtime at SDCCU Stadium.

With the setback, the Aztecs lost their third straight and saw their six-game winning streak vs. the Rainbow Warriors come to a halt.

SDSU found itself trailing 31-24 after Hawai'i scored the first touchdown in the extra session on a 10-yard pass from Cole McDonald to JoJo Ward; however, the Aztecs quickly answered on the first play of their ensuing possession when Jowan Washington burst threw a swarm of would-be tacklers on a 25-yard dash into the end zone.

With momentum on its side, San Diego State went for the two-point conversion to try and escape with the victory, but Ryan Agnew's pass to Kahale Warring sailed high and incomplete.

Earlier, the Aztecs had a chance to win in regulation, but John Baron's 32-yard field goal attempt with three seconds left on the clock curled wide right. SDSU marched 65 yards in 10 plays to set up the potential game-winning kick, with Washington gaining 29 of those yards on six carries. Agnew, who relieved starter Christian Chapman on the second drive of the fourth quarter, also came through in the clutch with a key 15-yard scramble on a third-and-1 play.

Washington matched his season-high with 158 yards on 31 carries for two touchdowns, helping the Aztecs outgain the Rainbow Warriors on the ground 224-64.

Despite allowing 452 passing yards, SDSU erased a 24-14 halftime deficit by keeping Hawai'i off the scoreboard in the third and fourth quarters.

The Aztecs trimmed the deficit to 24-17 on their first series of the second half when Baron connected on a 53-yard field goal with 10:29 remaining in the third quarter.

The Scarlet and Black rode the arm of Chapman, as the senior signal-caller completed an 11-yard pass to Warring followed by a 10-yard strike to Tim Wilson Jr. shortly thereafter.

Following an exchange of punts, Hawai'i was poised to increase its advantage after reaching the SDSU 15



SDSU-HAWAI'I

Nov. 24, 2018 | SDCCU Stadium | San Diego, Calif.

Attendance: 28,014 | Weather: 61 degrees, wind 3 WSW, clear

	1	2	3	4	OT	Total
Hawai'i	3	21	0	0	7	- 31
San Diego State	14	0	3	7	6	- 30

SCORING SUMMARY

UH - Meskell 22-yard field goal	8:38, 1st
SDSU - Trevillion 76-yard pass f/Chapman (Baron kick)	8:20, 1st
SDSU - Washington 5-yard run (Baron kick)	5:20, 1st
UH - Dale 2-yard pass f/McDonald (Meskell kick)	14:52, 2nd
UH - McDonald 1-yard run (Meskell kick)	5:11, 2nd
UH - Byrd 13-yard pass f/McDonald (Meskell kick)	1:19, 2nd
SDSU - Baron 53-yard field goal	10:29, 3rd
SDSU - Lessard 13-yard pass f/Agnew (Baron kick)	6:07, 4th
UH - Ward 10-yard pass f/McDonald (Meskell kick)	overtime
SDSU - Washington 25-yard run (Agnew pass failed)	overtime

TEAM STATS

	Hawai'i	San Diego State
First Downs	22	21
Rushes-Yards	24-64	44-224
Passing Yards	452	178
C-A-I	29-46-0	12-23-0
Total Offense	516	402
Fumbles-Lost	2-2	0-0
Penalties-Yards	6-50	5-38
Possession Time	28:03	31:57
Turnovers	2	0
Average Field Position	UH 18	SDSU 35

INDIVIDUAL STATS

Rushing (Atts.-Yards-TDs): UH: Reed 12-47-0; Holly III 5-17-0; Ursua 1-3-0; McDonald 6-(-3)-1. SDSU: Washington 31-158-2; Agnew 3-27-0; Chapman 5-19-0; Byrd 3-18-0; Jasmin 2-2-0.
Passing (Att.-Comp.-Int., Yards, TDs): UH: McDonald 29-46-0, 452, 3. SDSU: Chapman 9-19-0, 149, 1; Agnew 3-4-0, 29, 1.
Receiving (No.-Yards-TDs): UH: Armstrong-Brown 7-86-0; Byrd 6-140-1; Ward 6-120-1; Ursua 4-34-0; Dale 2-14-1; Holly III 2-7-0; Sharsh 1-49-0; Reed 1-2-0. SDSU: Warring 4-35-0; Houston 3-25-0; Trevillion 2-88-1; Lessard 1-13-1; Wilson 1-10-0; Byrd 1-7-0.

late in the period. However, Tariq Thompson promptly extinguished the threat with a recovery of a Miles Reed fumble.

The two sides traded punts once again before the Aztecs embarked on a 10-play, 68-yard march, capped by a 13-yard touchdown pass from Agnew to Isaac Lessard on a fourth-and-1 situation, which knotted the score at 24-24 with 6:07 left in the fourth quarter. Washington helped key the drive with a 20-yard jaunt down the left sideline after Agnew rolled out for 14 yards himself on the previous play.

Hawai'i drew first blood in the first quarter on Ryan Meskell's 22-yard field goal; however, SDSU responded on its first play of the ensuing possession when Chapman hit Fred Trevillion in stride for a 76-yard touchdown strike.

Later in the period, the Aztecs capitalized on a Warrior miscue when Dwayne Johnson Jr. scooped up Justice Augafa's fumbled punt and returned it 20 yards to the Hawai'i 5. On the first play after the turnover, Washington barreled into the end zone, putting SDSU in front 14-3 with 5:20 left in the quarter.

Stung, the Rainbow Warriors rang up 21 unanswered points in the second quarter to take a 24-14 lead into the locker room.

After McDonald connected with Elijah Dale for a 2-yard touchdown pass, which narrowed the gap to 14-10, the Aztecs had a chance to extend their lead, but Chapman was thrown for a one-yard loss on a fourth-and-1 from the Hawai'i 4.

Buoyed by their good fortune, the Rainbow Warriors drove 95 yard in seven plays, punctuated by McDonald's touchdown run from a yard out on a quarterback keeper to put the visitors on top 17-14.

Hawai'i quickly forced a 3-and-out and then struck again in just five plays, with McDonald hitting Cedric Byrd in the left corner of the end zone to give the Warriors a 10-point cushion.

McDonald completed 29 of 46 passes for 452 yards and three scores, while Marcus Armstrong-Brown led all players with seven catches for 86 yards. Byrd (140 yards) and Ward (120 yards) each topped the century mark in receiving yards with six grabs each.

Defensively, the Aztecs were led by Kyahva Tezino and Parker Baldwin, who finished with seven solo tackles apiece, while Noble Hall had six stops (five solo) of his own.

BREAKING DOWN THE FRESNO STATE GAME

- San Diego State became just the 19th team to win eight games this season.
- The Aztecs clinched a share of the Mountain West, West Division title for the fourth time in the two-division era. SDSU has won or shared the division championship in 2014, 2015*, 2016* and 2019. (* won outright)
- San Diego State can clinch the West Division title and a berth into the MW Championship game on Dec. 7 with a win at Hawai'i next Saturday night (Nov. 23).
- With its eighth victory of the season, the Aztecs have eclipsed their win total from the entire 2018 campaign (seven).
- Since the start of the 2015 campaign, SDSU's 47-17 record is the 12th best during that span (73.4 winning percentage) (directly behind San Diego State are 13. Notre Dame, 14. Oklahoma State, 15. Washington and 16. Stanford.)
- The Aztecs exactly 8-2 after 10 games for the third time in four seasons (2016, 2017 and 2019). The Aztecs were 7-3 after 10 contests in both 2015 and 2018.
- SDSU improved to 13-2 in its last 15 non-Saturday regular season games.
- San Diego State has won seven straight non-Saturday home games and has not lost a non-Saturday home contest during the Rocky Long era.
- The Aztecs have won their last six games when having less than a week to prepare and are 9-1 the last 10 times they have had fewer than seven days between games.
- SDSU has won nine straight home games when having less than a full week of preparation.
- San Diego State held Fresno State to just 206 yards of total offense, its fewest gained in a game since totaling just 89 yards at San Diego State on Nov. 3, 2015. In the Rocky Long era (since 2011), SDSU has held FS to three of its four lowest outputs out of 115 games (89 on Nov. 3, 2015, 206 tonight and 217 on Nov. 14, 2016).
- The Aztecs improved to 24-2 since 1988 when owning at least a 14-yard advantage in field position (tonight: +14).
- San Diego State had multiple turnovers in a game for the first time this season, snapping its FBS-leading streak of nine straight games with one or less turnovers (Oregon State also had nine straight).
- SDSU's offense lost a fumble for the first time this season. San Diego State had gone 707 offensive snaps this year without a fumble lost and 734 dating back to last season.
- The Aztecs improved to 31-1 over their last 32 games when owning a turnover advantage.
- SDSU improved to 51-5 in the Rocky Long era when committing less turnovers than its opponent.
- The Aztecs won their 23rd straight game and improved to 34-5 in the Rocky Long era when forcing at least three turnovers in a game.
- Luq Barcoo recorded two interceptions and now has seven on the season (tied for second in FBS, tied for fourth in SDSU single-season history).
- Ryan Agnew improved to 14-3 all-time as the team's starting quarterback, which is the best winning percentage (.824) in San Diego State's Division I history.
- Agnew became the first Aztec to throw for 300 yards in a game (323) since Quinn Kaehler on Nov. 14, 2014 vs. Air Force. SDSU had 65 games in between without a 300-yard passer.
- Jesse Matthews had over 100 yards receiving (119) for the first time of his career.

FROM THE FILM ROOM (through games of Nov. 16)

- CB **Luq Barcoo** had his second multiple interception game of the season. Barcoo had two picks on eight targets with two receptions allowed that gained just 12 yards. Barcoo had a passer rating when targeted of minus(-)-9.25 this week. In FBS last week, there were only four cornerbacks that had a NFL passer rating when targeted of 0.0 on five or more targets in coverage. On the season, San Diego State has the top three graded CBs in the league - Kyree Woods (83.0), Luq Barcoo (81.5) and Darren Hall (79.0). For the season, Barcoo has seven interceptions and 11 pass breakups on 73 targets. His 18 passes defended (INT + PBU) are second most in the nation.

HAWAI'I (7-4, 4-3 MW)

Aug. 24	Arizona	W, 45-38
Sept. 7	Oregon State	W, 31-28
Sept. 14	at No. 21/23 Washington	L, 20-52
Sept. 21	Central Arkansas	W, 35-16
Sept. 28	at Nevada*	W, 54-3
Oct. 12	at No. 14/14 Boise State*	L, 37-59
Oct. 19	Air Force*	L, 26-56
Oct. 26	at New Mexico*	W, 45-31
Nov. 2	Fresno State*	L, 38-41
Nov. 9	San Jose State*	W, 42-40
Nov. 16	at UNLV*	W, 21-7
Nov. 23	San Diego State*	6 p.m. HT
Nov. 30	Army	7:30 p.m. HT

TEAM COMPARISON (2019)

(National rankings (out of 130) in parentheses; through Nov. 16)

Category	San Diego State	Hawai'i
Record	8-2	7-4
Conference	5-2	4-3
Scoring Offense	20.40 (113)	35.82 (21)
Scoring Defense	13.70 (8)	33.73 (112)
Scoring Differential^	+6.78 (36)	+0.40 (58)
<small>^ ranking and numbers only include only vs. FBS schools</small>		
Rushing Offense	141.80 (93)	151.18 (82)
Passing Offense	194.60 (100)	340.73 (4)
Total Offense	336.40 (111)	491.91 (10)
Passing Efficiency	126.50 (94)	145.05 (44)
Rushing Defense	65.80 (2)	197.00 (105)
Passing Defense	204.20 (32)	234.36 (73)
Total Defense	270.00 (8)	431.36 (97)
Passing Eff. Defense	114.36 (17)	132.65 (68)
Net Punting	40.42 (29)	38.33 (62)
Punt Returns	6.96 (73)	5.94 (93)
Kickoff Returns	22.74 (47)	23.31 (30)
Punt Return Def.	8.50 (82)	7.83 (72)
Kick Return Def.	19.60 (41)	22.50 (98)
Interceptions Thrown	5 (19)	15 (126)
Fumbles Lost	2 (3)	12 (125)
Passes Intercepted	12 (14)	9 (41)
Fumbles Recovered	6 (60)	4 (97)
Turnovers Lost	7 (3)	27 (130)
Turnovers Gained	18 (22)	13 (78)
Turnover Margin	+1.10 (7)	-1.27 (126)
Sacks	2.30 (50)	1.18 (121)
Tackles for Loss	6.60 (41)	4.00 (122)
Sacks Allowed	1.80 (53)	1.36 (22)
TFL Allowed	7.50 (115)	3.18 (3)
First Downs Off.	202 (79)	283 (3)
First Downs Def.	143 (4)	248 (124)
3rd Down Conv. %	38.65 (80)	45.93 (23)
4th Down Conv. %	55.00 (60)	62.96 (30)
3D Conv. % Def.	31.58 (19)	40.58 (82)
4D Conv. % Def.	47.06 (50)	38.89 (31)
Fewest Penalties	6.30 (66)	7.09 (101)
Fewest Penalty Yds.	51.50 (45)	65.00 (107)
Red Zone Offense	77.78 (100)	82.98 (65)
Red Zone Defense	80.00 (39)	86.11 (89)
Time of Possession	34:44 (2)	32:14 (26)

SDSU IN THE RANKINGS (2019)

Category	Pct./No.	NCAA	MW
Rushing Offense	141.80	93	10
Passing Offense	194.60	100	10
Total Offense	336.40	111	12
Scoring Offense	20.40	113	11
Passing Efficiency	126.50	94	8
Rushing Defense	65.80	2	1
Passing Defense	204.20	32	2
Total Defense	270.00	8	1
Scoring Defense	13.70	8	1
Passing Efficiency Defense	114.36	17	1
Net Punting	40.42	29	5
Kickoff Returns	22.74	37	6
Punt Returns	6.96	73	7
Kickoff Return Yardage Def.	19.60	41	1
Punt Return Yardage Def.	8.50	82	10
Interceptions Thrown	5	19	2
Fumbles Lost	2	3	1
Passes Intercepted	12	14	2
Fumbles Recovered	6	60	7
Turnovers Lost	7	3	1
Turnovers Gained	18	22	4
Turnover Margin	+1.10	7	2
Sacks	2.30	50	3
Tackles for Loss	6.60	41	3
Sacks Allowed	1.80	53	8
Tackles for Loss Allowed	7.50	115	11
First Downs	202	79	7
Opponent First Downs	143	4	1
3rd Down Conversion Pct.	38.65	80	7
4th Down Conversion Pct.	55.00	60	5
3rd Down Defense	31.58	19	1
4th Down Defense	47.06	50	5
Fewest Penalties	6.30	66	7
Fewest Yards Penalized	51.50	45	5
Red Zone Offense	77.78	100	8
Red Zone Defense	80.00	39	4
Time of Possession	34:44	2	1
Field Goal Percentage	85.00	26	5
PAT Kicking	100.00	1	1
Winning Percentage	80.00	18	2
<i>Red indicates top 25 in FBS or Mountain West leader</i>			

LONG ERA DEFENSIVE SCORING PLAYS

2017	Tariq Thompson.....83-yd INT vs. Northern Illinois (S.30) (TD)
2016	Ron Smith.....54-yd INT vs. Houston (D.17) (TD)
	Damontae Kazee.....54-yd INT vs. Hawai'i (N.5) (TD)
	Ron Smith.....14-yd INT vs. Hawai'i (N.5) (TD)
	Malik Smith.....28-yd INT at Utah State (O.28) (TD)
	Ronley Lakalaka.....9-yd INT vs. California (S.10) (TD)
2015	Alex Barrett.....43-yd INT vs. Cincinnati (D.24) (TD)
	Damontae Kazee.....55-yd INT at Colorado St. (O.31) (TD)
	Calvin Munson.....67-yd INT vs. San Diego (S.6) (TD)
19-yd INT vs. San Diego (S.6) (TD)
2014	Calvin Munson.....56-yd INT vs. Air Force (N.21) (TD)
2013	J.J. Whittaker.....18-yd INT vs. Boise State (N.23) (TD)
2012	Everett Beed.....52-yd FR vs. Air Force (N.10) (TD)
	Leon McFadden.....96-yd INT at Fresno State (S.29) (TD)
	Eric Pinkins.....32-yd INT at Fresno State (S.29) (TD)
	Leon McFadden.....28-yd INT vs. North Dakota (S.15) (TD)
2010	Jerome LongFR in end zone after Rob Andrews' FF at TCU (N.13) (Safety)
2009	Luke Laolagi.....55-yd INT at UNLV (N.28) (TD)
	Dey Juan Hemmings.....14-yd FR after Ernie Lawson's FF vs. New Mexico State (O.3) (TD)
	Team..... QB fell in end zone vs. So. Utah (S.12) (Safety)

- Senior QB **Ryan Agnew** played very well against the Bulldogs, earning a *Pro Football Focus* grade of 74.2, which ranked second among MW quarterbacks this week. Agnew set career highs for completions (33), attempts (47) and yards (323) in snapping a 65-game stretch for the Aztecs without a 300-yard passing game. Agnew completed 81.5 percent of his attempts coming in 2.5 sec or less this week. For the season, Agnew's overall grade of 79.0 ranks third in the league.
- Junior RB **Chase Jasmin** gained 31 yards rushing on 15 attempts, with 24 of those yards coming after contact (64.5 pct.). While he did score a rushing TD it was in the passing game that Jasmin was a difference maker this week. Jasmin caught all of his career-high six targets for 40 yards with one touchdown on those receptions. Jasmin had never been targeted more than three times prior to Friday. Among all FBS running backs this week with at least five pass targets, Jasmin's passer rating when targeted ranked first nationally.
- While he didn't record a sack or QB hit, sophomore DE **Keshawn Banks** was beating his blockers all night long vs Fresno State. Banks recorded seven hurries on 28 pass rushes (pressure rate: 25.0%). The seven QB pressures were tied for second most among edge rushers in the MW this week. Banks was also very productive in run defense with three defensive stops on just 17 run snaps giving him a run stop rate of 17.6 percent which ranked first in the MW among edge defenders.
- Senior DE **Myles Cheatum** posted a sack and four hurries on 23 rushes (pressure rate: 21.7 percent).
- Redshirt freshman WR **Jesse Matthews** saw a team-high 10 targets and set career highs with eight receptions for 119 yards. It was the first 100-yard game of his career.

AZTECS RANKED 25TH IN THE AMWAY COACHES POLL

The San Diego State football team is ranked 25th in the Amway Coaches Poll and receiving votes in the AP Top 25 Poll. In the coaches poll, the Aztecs (8-2, 5-2 MW) have 47 points, up from 32 a week ago, after downing Fresno State, 17-7, on Friday night for The Old Oil Can trophy. The 47 points have SDSU just in the top 25, one point ahead of Virginia Tech (46 points). Texas A&M is 24th with 101 points. In the AP poll, San Diego State has the same amount of points (7) as it did the previous week after being ranked 24th on Nov. 3 and 25th on Oct. 27. Ahead of the Aztecs in the receiving votes group are Indiana (47), Iowa State (31), Virginia (23), Navy (13), Air Force (12) and Pittsburgh (9). SDSU has more votes than USC (6), Washington (6), Texas (4), Illinois (1) and North Dakota State (1).

LUQ BARCOO NAMED A JIM THORPE AWARD SEMIFINALIST

San Diego State senior Luq Barcoo has been named a semifinalist for the Paycom Jim Thorpe Award, the Oklahoma Sports Hall of Fame announced Oct. 21. Barcoo is one of 10 semifinalists for the award, which goes out to the best defensive back in college football.



Luq Barcoo

Barcoo has seven interceptions on the season, which are second most in FBS. Barcoo is also second in FBS in both passes defended per game (1.80) and interceptions per game (0.70). Barcoo's best game came at Colorado State on Oct. 5, when he had three interceptions on consecutive snaps, the first time that has happened in FBS place since at least 2012 (and likely much longer). Barcoo became the first San Diego State player with three interceptions in a game since current Atlanta Falcon Damontae Kazee on Sept. 5, 2015 and also the first FBS player with an interception in three straight drives since Nevada's Dameon Baber did so on Nov. 5, 2015. The three interceptions are tied for the most in a FBS game this season. Barcoo posted his second multiple interception game of the season with two picks against Fresno State last Friday. The senior was targeted eight times against the Bulldogs and allowed only two receptions for 12 yards resulting in a negative passing efficiency for Fresno State when he was targeted.

For his career, Barcoo has eight interceptions and is tied for fourth among the active FBS players in interceptions per game (0.38). Semifinalists for the award, which is based on performance on the field, athletic ability and character, are selected by a screening committee. However, this list is not final and players who have outstanding seasons can be recognized as one of the three finalists.

The award recipient is selected by the Paycom Jim Thorpe Award National Selection Committee, which boasts members of the NCFAA, an Oklahoma Sports Hall of Fame in-house award committee, former Paycom Jim Thorpe Award recipients, and sportswriters and college football journalists throughout the country.

The 2019 Paycom Jim Thorpe Award winner is selected from the three finalists released at a later date and will be announced at The Home Depot College Football Awards Presented by Gildan, which will be broadcast on ESPN on Thursday, Dec. 12. The Paycom Jim Thorpe Award commemorative banquet will be held in Oklahoma City on Tuesday, Feb. 4, 2020.

The award was established in 1986 and is named after history's greatest all-around athlete, Jim Thorpe. Thorpe excelled as a running back, passer and kicker on the offensive side of the ball, but also stood out as a defensive back. In addition to his legendary performance on the football field, Thorpe played professional baseball and won Olympic gold medals in the decathlon and pentathlon.

2019 Paycom Jim Thorpe Award Semifinalists

- Luq Barcoo, San Diego State, Sr.
- Essang Basse, Wake Forest, Sr.
- Douglas Coleman III, Texas Tech, Sr.
- Grant Delpit, LSU, Jr.
- Alohi Gilman, Notre Dame, Sr.
- AJ Green, Oklahoma State, Sr.
- CJ Henderson, Florida, Jr.
- Jevon Holland, Oregon, So.
- Xavier McKinney, Alabama, Jr.
- Tanner Muse, Clemson, *Gr.
- Jeffrey Okudah, Ohio State, Jr.
- JR Reed, Georgia, Sr.
- Elijah Riley, Army, Sr.

Amik Robertson, Louisiana Tech, Jr.

ROCKY LONG CLIMBING CHARTS

Rocky Long is in his ninth season as the head coach at San Diego State having already cemented his legacy on The Mesa. Having guided the Aztecs to a bowl game in his first eight seasons with three conference championships during that span, Long ranks second in program victories (79) and tenure (116 games coached), trailing only Don Coryell.

Below are a few of the many accomplishments and notables from Long's time as head coach.

- Has compiled a 79-37 record at SDSU. The 79 victories are the second most in school history (Don Coryell, 104) and are more than double that of the previous three head coaches (Brady Hoke, Chuck Long and Tom Craft) combined (35). In the program's previous 100 games, the Aztecs were 38-62.
- Long has guided San Diego State to eight bowl games in his first eight seasons as head coach and has been part of nine straight bowl appearances for SDSU. That surpasses the total number of bowl appearances the Aztecs had in their previous 87 seasons prior (1921 through 2009). This season, SDSU is once again bowl eligible.
- The Aztecs have 21 conference championships but had only two in the 37 years from 1975 until 2011. Long has guided SDSU to conference championships in three of the last seven seasons (2012, 2015 and 2016).
- San Diego State has nine victories over AP Division I nationally-ranked teams in school history. Rocky Long has been the head coach for three of them, was the defensive coordinator for one and also has a win over a team that was ranked in the coaches poll (but not the AP poll).
- San Diego State did not appear in the AP Top 25 poll for 20 years until Long guided the Aztecs into the national ranking in 2016. In school history, SDSU has spent 24 weeks in the AP poll, 10 of those weeks have come under Long (four in 2016, four in 2017, two in 2019).
- San Diego State has recorded a six-game win streak in each of the last four seasons (2015, 2016, 2017 and 2018). San Diego State joins Alabama, Clemson and Ohio State as the only teams in the nation to accomplish that.

Below is a look at San Diego State's team record and accomplishments the decade prior to Long's arrival along with what SDSU did while Long was the defensive coordinator and head coach.

Era	Seasons	Titles	Bowls	Record	Note
The Decade Before	9 (2000-08)	0	0	34-72	Win pct. was 107th during this period
Transition (Long DC)	2 (2009-10)	0	1	13-12	
Rocky Long Era	in 9th (2011-19)	3	8	79-37	Win pct. is 16th during this period

OFFENSES STOP HERE

San Diego State's defensive unit has been one of the nation's best ever since Rocky Long took over at San Diego State. But after 10 games, an argument could be made that the 2019 edition is his best.

Through 10 games, the San Diego State defense has held every opponent below its season point and total offense averages. Thus far, the Aztec D has saved 140 points and 1,335 yards over the opponent averages (average of 14.0 points and 133.5 yards of total offense).

SDSU has held all 10 of its opponents below their season scoring averages and nine of 10 opponents below their total offense average (UNLV gained 15 more yards than its average).

Another way to look at the Aztecs' impressive numbers is that they are allowing 13.7 points (8th nationally) and 270.0 yards (8th nationally) per game this season. In SDSU's opponents' other games, they are averaging 28.9 points and 400.4 yards per game.

The Aztec defense has allowed just 137 points (includes a pick six), 2,700 yards and 137 first downs, and has forced 19 turnovers.

The Aztecs have allowed just 137 points through the first 10 games of the season, which is the seventh-fewest points allowed through the first 10 games in their DI history (since 1969).

Opponents this year have had 115 drives where they have tried to score on SDSU's defense (excludes kneel downs to end half/game). The Aztecs have forced three-and-outs (or better) in 50 of those drives (43.5 pct., 4th nationally). SDSU is averaging 5.00 three-and-outs per game (T-8th nationally).

THOU SHALT NOT RUN

San Diego State may no longer be leading the nation in rushing defense but the Aztecs continue to show they are one of the nation's most difficult teams to run against.

On Friday, San Diego State limited Fresno State to just 70 yards rushing on 27 carries. It marked the eighth time in 10 games that SDSU's opponent failed to surpass 82 yards rushing in the game.

∴ FIRST 8 SEASONS, 8 BOWL GAMES

The following head coaches have led their current team to a bowl game in each of their first eight seasons.

Name, School
Mark Dantonio, Michigan State
Brian Kelly, Notre Dame
Rocky Long, San Diego State
Nick Saban, Alabama
David Shaw, Stanford
Dabo Swinney, Clemson

SDSU INDIVIDUAL RANKINGS (2019)

(Top 10 MW; Top 75 NCAA)

Player	Category	Pct./No.	NCAA Rk.	MW Rk.	
Ryan Agnew	INT Pct.	1.66	28	3	
	Comp. Pct.	63.46	38	2	
	Comp. PG	19.10	40	5	
	TD/INT Ratio	2.20	64	4	
	Pass Yds	1,946	66	6	
	Pass YPG	194.60	72	6	
	Passing TDs	11	--	5	
	Pass Eff.	126.50	--	6	
	Total Off. PG	205.80	--	6	
	Yds per Comp.	10.19	--	9	
Yds per Att.	6.47	--	9		
Matt Araiza	PAT Pct.	100.00	1	1	
	Field Goals PG	1.70	11	3	
	Field Goals	17	11	3	
	Touchback Pct.	75.51	12	1	
	Field Goal Att.	20	18	4	
	Field Goal Pct.	85.00	27	6	
	Touchbacks	37	25	2	
	Kickoff Avg.	63.00	34	3	
	Kicking Pts.	72	48	5	
	Kickoff Yds	3,064	71	7	
Points	72	72	6		
Long FG	47	75	10		
Points PG	7.20	--	7		
Kickoffs	49	--	8		
Keyshawn Banks	TFL PG	1.00	--	4	
	Sacks PG	0.45	--	9	
Luq Barcoo	Interceptions	7	2	1	
	Pass Def. PG	1.80	2	1	
	INT PG	0.70	2	1	
Jordan Byrd	PR Avg.	7.75	36	3	
	KR + PR Yds	341	53	5	
	KR Avg.	20.67	61	6	
Myles Cheatum	Sacks PG	0.50	--	6	
Darren Hall	Pass Def. PG	1.40	5	2	
	For. Fum. PG	0.22	--	6	
Brandon Heicklen	Punts I20	22	10	2	
	Punt Yds	2,513	11	1	
	Punt YPG	251.30	11	1	
	Punt Avg.	45.69	13	3	
	Punts PG	5.50	17	1	
	Punts	55	18	1	
	Net Punt Avg.	40.42	30	4	
	Punt Long	61	--	9	
	Dwayne Johnson	Fumble Rec.	2	16	1
	Caden McDonald	PR TDs	1	1	1
Kobe Smith	Receptions PG	4.80	--	8	
	Receiving TDs	4	--	10	
Kyahva Tezino	Tackles PG	8.40	42	4	
	TFL PG	0.85	--	10	
Cameron Thomas	Sacks PG	0.45	--	9	
Tariq Thompson	Fumble Rec.	2	16	1	
	Pass Def. PG	1.00	--	7	
Kaegun Williams	KR TDs	1	5	2	

Red indicates top 25 in FBS or Mountain West leader

SAN DIEGO STATE STREAKS

Consecutive Games with a Passing Touchdown

Name	Current	Long
Ryan Agnew	1	5 (Sept. 7-Oct. 12, 2019)

Consecutive Passes without an Interception

Name	Current	Long
Ryan Agnew	33 (Nov. 15-current)	124 (Sept. 21-Oct. 26, 2019)

Consecutive Games with a Rushing Touchdown

Name	Current	Long
Chance Bell	0	1 (2 times)
Jordan Byrd	0	1 (2 times)
Chase Jasmin	1	3 (Oct. 6-20, 2018)
Juan Washington	0	4 (Oct. 28-Nov. 24, 2017)

Consecutive Games with a 100-Yard Rushing Game

Name	Current	Long
Chance Bell	0	1 (Sept. 14, 2019)
Jordan Byrd	0	1 (Sept. 14, 2019)
Chase Jasmin	0	1 (Sept. 15, 2018)
Juan Washington	0	3 (Aug. 31-Sept. 15, 2018)

Consecutive Games with a Catch

Name	Current	Long
Ryan Agnew	1	1 (Nov. 15, 2019-current)
Chance Bell	1	2 (Sept. 21-Oct. 5, 2019)
Daniel Bellinger	5	5 (Oct. 12, 2019-current)
BJ Busbee	5	5 (Oct. 12, 2019-current)
Jordan Byrd	0	2 (2 times)
Ethan Dedeaux	0	4 (Aug. 31-Sept. 22, 2018)
Parker Houston	3	6 (Aug. 31-Oct. 12, 2018)
Chase Jasmin	2	2 (Oct. 21-Oct. 28, 2018)
Elijah Kothe	1	3 (2 times)
Isaac Lessard	0	1 (4 times)
Isiah Macklin	0	2 (Oct. 27-Nov. 3, 2018)
Jesse Matthews	10	10 (Aug. 31, 2019-current)
Isaiah Richardson	2	2 (Sept. 21-Oct. 6, 2019)
Kobe Smith	11	11 (Dec. 19, 2018-current)
Juan Washington	1	6 (Dec. 19, 2018-Oct. 26, 2019)
Kaegun Williams	1	1 (2 times)
Alex Wilson	0	1 (Sept. 14, 2019)

AZTECS IN THE NFL (AS OF NOV. 16, 2019)

(According to NFL.com; * - practice squad player; ^ - injured list)

CURRENT NFL TEAM	SDSU LETTERS
ARIZONA CARDINALS	
Aaron Brewer, LS	2008-09-10-11
ATLANTA FALCONS	
Damontae Kazee, CB	2013-14-15-16
DETROIT LIONS	
Nick Bawden, FB	2014, 16-17
HOUSTON TEXANS	
^Kahale Warring, TE	2017-18
NEW ENGLAND PATRIOTS	
*Calvin Munson, LB	2013-14-15-16
PITTSBURGH STEELERS	
Kameron Kelly	2014-15-16-17
SAN FRANCISCO 49ERS	
Daniel Brunskill	2013-14-15-16
SEATTLE SEAHAWKS	
Rashaad Penny, RB	2014-15-16-17

The previous week against Nevada, the Aztecs held the Wolf Pack to 29 yards rushing on 28 carries.

Earlier this season against San José State, SDSU held the Spartans to just 59 yards and no rushing touchdowns. The weekend before, Wyoming entered the game with the 14th ranked rushing offense nationally at 248.2. The Aztecs held the Cowboy run game in check, allowing just 157 yards on 39 carries.

The Aztecs are currently second nationally in rushing yards allowed per game (65.8), third in rushing yards per attempt (2.4) and tied for sixth in rushing touchdowns allowed (6).

Opponents have rushed 271 times against the Aztecs this year and only four attempts are longer than 20 yards.

On third down this year, opponents have rushed 48 times for 27 yards (1.8 avg.). On third and fourth down tries, opponents have rushed 57 times for 39 yards (0.7 avg.).

Opponents rush average by quarter this year - 1st: 2.2, 2nd: 3.0; 3rd: 2.4; 4th: 2.0 - and by half: 1st: 2.7; 2nd: 2.2.

San Diego State has spent the last several seasons among the nation's elite at stopping the run. Since the beginning of the 2015 season, the Aztecs rank second nationally in rushing yards allowed per game (105.8) and second in rushing yards per attempt (3.1).

In 2018, San Diego State ranked seventh in FBS play in defensive rush average (3.0) and in rush defense (103.8).

Since the start of the 2018 season (23 games), the opposition averaged 1.9 yards per carry or less in 10 games and 2.9 yards or less 15 times.

Since Oct. 3, 2015, San Diego State is 43-8 when holding its opponent to 4.5 yards per rushing attempt or less (the Aztecs are 3-6 in the other nine games).

San Diego State has allowed six rushing touchdowns in the opponents' last 286 rushing attempts. That dates back to the second quarter of the Frisco Bowl against Ohio.

:: FBS RUSHING YARDS ALLOWED PER GAME SINCE 2015 / FBS

Rk.	School	Gms.	Rush	RYPG
1.	Alabama	69	6,613	95.8
2.	San Diego State	64	6,774	105.8
4.	Utah	63	6,750	107.1
3.	Wisconsin	64	7,050	110.2
5.	Michigan State	62	6,836	110.3
6.	Clemson	70	8,082	115.5
7.	Michigan	62	7,435	119.9
8.	Washington	64	7,789	121.7
9.	Ohio State	64	7,858	122.8
10.	Iowa	63	8,016	127.2

THE NATION'S BEST LINEBACKER



Kyahva Tezino

Senior linebacker Kyahva Tezino has not only established himself as a leader on the defensive side of the ball, he is beginning to assert himself as one of the most impactful players in college football.

According to *Pro Football Focus*, Tezino had the highest grade for an inside linebacker in the nation last season and earned Mountain West Player of the Week honors for the third time in his career following the UCLA game earlier this season.

The senior had nine tackles (seven solo), including a sack and 1.5 tackles for loss, and his first career forced fumble against the Bruins. Tezino's three biggest plays came in the second half as he sacked UCLA quarterback Dorian Thompson-Robinson on a third-and-7 situation and forced a fumble on the first drive of the third quarter, which was scooped up by Caden McDonald. The turnover led to a Ryan Agnew 34-yard touchdown pass to Kobe Smith. On the Bruins' final two drives of the game in the fourth quarter, Tezino stuffed Thompson-Robinson on fourth-and-1 on the UCLA 46 and then stopped Joshua Kelley for a 4-yard loss (along with Troy Cassidy) on a fourth-and-1 on the Bruin 32 to secure the win for San Diego State.

Tezino captained an Aztec defense that held UCLA to 14 points, its fewest in the series since 1933 and the fewest allowed against a Power 5 school since giving up 14 to Wisconsin on Sept. 16, 2006. Additionally, SDSU held the Bruins to their lowest total offense (261) at home since Sept. 11, 2010 vs. No. 25 Stanford.

Through 10 games, the senior has a team-high 84 tackles, 8.5 tackles for loss, three sacks, two forced fumbles, 16 quarterback hurries and an interception. He is a major reason the Aztecs are among the national leaders in every major defensive statistical category.

Tezino has really picked up his play over the team's last six games, totaling 54 tackles, 6.0 tackles for loss and seven quarterback hurries.

Against Nevada, Tezino recorded a team-high nine tackles, including 2 1/2 tackles for loss and a sack

In the game at UNLV, Tezino had 10 tackles. The previous game at San Jose State, Tezino totaled 10 tackles, including 0.5 tackles for loss. In the victory at Colorado State, the senior had 13 tackles, 2.5 tackles for loss, a sack and a forced fumble.

This season, he has been named to three watch lists - Chuck Bednarik Award (college defensive player of the year), Bronko Nagurski Award (defensive player of the year) and the Butkus Award (nation's best linebacker), and has been chosen to the College Football America Group of 5 Starting Lineup. Additionally, Tezino has been selected preseason first-team all-Mountain West by the league's media, Athlon Sports and Phil Steele Magazine, and was chosen as a captain by his teammates.

Since being named a starter on Oct. 28, 2017 (28 games), Tezino has totaled 267 tackles and 28.5 tackles for loss.

Tezino has led the team in tackles in 18 of the 27 games since he's become starter, posting 11 double-digit tackle games over that span (three this season).

Over his last 18 games, Tezino has 172 tackles and 18.5 tackles for loss.

For the season in 2018, Tezino had 127 tackles (70 solo), including 14.5 tackles for loss, 8.5 sacks and 17 quarterback hurries, all which led the team. His 127 tackles were 24 more than No. 2 on the team and a remarkable 67 more than No. 3, and were the third most among an Aztec junior in program history and the eighth most in SDSU single-season history

For his efforts, he was named a first-team all-Mountain West performer, as well as racking up three awards at SDSU's postseason banquet - MVP, defensive MVP and one of four Captain's Awards.

WASHINGTON BACK FOR SECOND TERM



Washington

Juwan Washington, who missed 4 1/2 games last season with an injury, has overcome an ankle sprain to open the 2019 season.

The injury has kept him out of three games and has limited his productivity in other contests. Nonetheless, he has rushed for a team-high 450 yards this season and has another 94 yards in receptions.

The senior who rushed for 158 and 129 yards in his final two contests of the 2018 campaign, opened the 2019 season with 55 yards on 25 carries and followed that up with 20 carries and a team-high 41 yards in the victory over the Bruins.

Although the 96 yards in the opening two games is well below his career average, Washington posted an impressive 50 yards rushing after contact in the season-opener and has been effective in the passing game with seven receptions for 48 yards in 2019.

Since returning the last five games, Washington has rushed for 85, 84, 78, 89 and 18 yards, respectively, with two rushing touchdowns, while adding seven catches for 46 yards and two more scores.

Last season, after missing the four games, Washington returned to game action against New Mexico and returned to the starting lineup against UNLV. Against the Lobos (Nov. 3), he came off the bench to lead all players with 95 yards rushing on just 11 carries for an 8.6 yards per carry average. He also recorded rushing touchdowns of 34 and 50 yards.

In the 2018 regular season finale, Washington showed glimpses of what Aztec fans missed during the middle portion of the season, matching a career-high with 158 yards rushing on 31 carries. He posted a 5.1 yard-per-rush average and had two rushing touchdowns. He then totaled 129 yards on just 19 carries (6.8 avg.) against Ohio in the DXL Frisco Bowl.


Washington, who suffered a broken clavicle late in the second quarter of the fourth game of the season against Eastern Michigan, had a pair of 150-yard rushing games to open the season. He joined Rashaad Penny and Marshall Faulk as the only Aztecs players to do that.

Among his early season highlights prior to the injury last year:

- Washington's entered the 2018 Eastern Michigan game with these national rankings: first in forced missed tackles (28, nine more than any other player in the country; *courtesy Pro Football Focus*), third in rushing yards after contact (291), fourth in rushing yards per game (150.7), fifth in all-purpose yards per game (190.0) and ninth in rushing TDs (5).
- Washington joined Marshall Faulk (1992) and Rashaad Penny (2017) as the only running backs in SDSU history to open a season with consecutive 150-yard rushing games.
- Against No. 13/13 Stanford on Aug. 31, Washington averaged 6.6 yards per carry, which is the highest by any Aztec player with at least 15 carries against an AP Top 25 opponent since Ronnie Hillman (24 carries, 191 yards) averaged 8.0 yards per carry against No. 22 Air Force on Oct. 16, 2010. By comparison, recent SDSU running backs best against top 25 foes were Donnel Pumphrey's 5.9 average at No. 21 North Carolina on Sept. 6, 2014 and Rashaad Penny's 5.5 average against No. 19 Stanford on Sept. 16, 2017.

For the season in 2018, Washington received honorable mention all-Mountain West accolades by the league's coaches and media, rushing 199 times for 999 yards (5.0 avg.) with 10 touchdowns. Washington ranked second in the MW (13th in FBS) in rushing yards per game (111.0, min. 190 att.), second (30th in FBS) in rush avg. (5.0, min. 190 att.), tied for fourth (T-57th in FBS) in rushing touchdowns (10), fifth (64th in FBS) in rushing yards (999) and eighth in total touchdowns (10), despite missing the 4 1/2 games. According to Pro Football Focus, Washington ranked 33rd in FBS (No. 4 in MW) with 41 forced missed tackles and 34th (No. 2 in MW) in 15-yard runs (15), despite missing 4 1/2 games.

DOUBLE 100



Byrd



Bell

Although Juwan Washington has been very limited this season after suffering an ankle injury on his second carry of the season opener, the Aztec ground gain appears to be in good shape.

At New Mexico State, sophomore Jordan Byrd (22 carries, 118 yards and two touchdowns) and sophomore Chance Bell (17 carries, 116 yards and one touchdown) both recorded their first career 100-yard rushing games.

They became the 78th and 79th players in school history to post a 100-yard game and it marked the 30th time in school history that the Aztecs have had at least two players rush for 100 yards in the same game. San Diego State is 29-1 in those games.

San Diego State now has nine games with multiple 100-yard rushers in the last 46 games. The five player different player combinations that did it during this stretch are:

Rashaad Penny/Donnel Pumphrey 5, Rashaad Penny/Juwan Washington, Donnel Pumphrey/Juwan Washington, Chase Jasmin/Juwan Washington and Chance Bell/Jordan Byrd.

BULLET NOTES - OFFENSE

- San Diego State returns seven starters on offense this season - senior quarterback Ryan Agnew, sophomore wide receiver Ethan Dedeaux, junior center Keith Ismael, senior left guard Daishawn Dixon, junior center Dominic Gudino, senior tight end Parker Houston, senior running back Juwan Washington.
- Jeff Horton is in his ninth season at San Diego State and his fifth as SDSU's offensive coordinator (served the previous four seasons as an assistant head coach and running backs coach). Among his other experience, he served as the head coach at Nevada and UNLV and interim head coach at Minnesota. In addition to being the offensive coordinator, he is also an associate head coach.
- Of all FBS schools that have played at least 60 games since 2015 (Jeff Horton offensive coordinator era), San Diego State has the second fewest amount of turnovers (65).
- San Diego State's offense has run 731 plays this season with just six turnovers and one fumble (one turnover every 121.8 offensive snaps).
- Last season, SDSU suffered from a rash of injuries on the offensive side of the ball. The result was a total of 26 different players

SDSU UNDER ROCKY LONG

Category	2019	Long Era	Streak
Overall Record	8-2	79-37	W1
Mountain West Record	5-2	51-19	W1
Home Record	3-2	43-17	W1
Road Record	5-0	33-17	W5
Neutral Record	0-0	3-3	L2
Overtime	0-0	5-3	L1
Gms Dec. by 3 Pts or Less	1-0	11-6	W1
Gms Dec. by 7 Pts or Less	3-2	25-14	L1

SCORING

Scoring - first to score	6-1	57-16	W4
Leading - after 1 qtr	4-0	48-11	W4
Leading - at halftime	7-0	57-12	W7
Leading - after 3 qtr	8-0	67-12	W8
Scoring - 20 or more points	6-0	73-18	W6
Scoring - 30 or more points	1-0	48-9	W1
Scoring - 40 or more points	0-0	22-1	W17

OFFENSE

Total Offense - 500+ yds	0-0	9-3	W4
Total Offense - 400+ yds	1-0	47-9	W1
Passing - 300+ yds	1-0	2-5	W2
Rushing - 200+ yds	2-0	51-4	W2
First Downs - 20+	5-1	49-14	W3
3rd Down Conv. - 50 pct.+	0-0	28-3	W1
Turnovers - 1 or fewer	7-2	60-12	L1
Turnovers - 2 or fewer	8-2	72-24	W1
Field Position - 30 or better	6-0	54-16	W6
Field Position - 25 or better	7-1	69-26	W1
Play Call - 50 pct.+ rushing	7-2	76-25	L1

DEFENSE

Allowing 24 points or less	8-2	67-7	W1
Allowing 17 points or less	7-1	51-2	W1
Total Offense - <=300 yds.	6-1	44-4	W1
Passing - <= 150 yds.	3-0	28-6	W5
Rushing - <= 100 yds	6-2	43-14	W1
First Downs - <= 15	5-1	44-5	W1
3rd Down Conv. - <= 33 pct.	4-1	42-4	W1
Turnovers - forced 3 or more	3-0	34-5	W23
Field Position - <=25	4-0	39-8	W4
Field Position - <=20	3-0	9-1	W3
Defense Scores Points	0-0	12-1	W11

COMPARISON

SDSU more Rushing Yards	8-1	63-16	W1
SDSU more Return Yards	5-0	34-24	W5
SDSU fewer Turnovers	6-0	51-5	W6
SDSU same turnovers	1-1	13-10	L1
SDSU more turnovers	1-1	15-22	W1
SDSU more Time of Poss.	7-2	56-17	W1
SDSU more 1st D. and ToP	7-2	47-10	W1
SDSU better Avg. Field Pos	8-0	63-14	W8
SDSU adv. in TO and AFP	6-0	45-5	W6
SDSU ST (KR/PR) Score	1-0	14-4	W1

INDIVIDUAL

Rusher - 100+ Yards	1-0	59-14	W1
Multiple - 100+ Yards	1-0	16-0	W19
Passer - 300+ Yards	1-0	2-5	W2
Receiver - 100+ Yards	3-1	16-8	W2
100+ Rusher, 300+ Passer	0-0	1-3	W1

SDSU CAREER VS. HAWAI'I

Rushing	Att.	Yds.	Avg.	TD
Juwan Washington	35	252	7.2	4
Ryan Agnew	4	50	12.5	0
Chase Jasmín	8	19	2.4	0
Jordan Byrd	3	18	6.0	0

Passing	A-C-I	Yds.	TD	Eff.
Ryan Agnew	4-5-0	50	1	230.00

Receiving	No.	Yds.	Avg.	TD
Parker Houston	4	23	5.8	0
Juwan Washington	1	24	24.0	1
Isaac Lessard	1	13	13.0	1
Jordan Byrd	1	7	7.0	0

Kickoff Returns	No.	Yds.	Avg.	TD
Juwan Washington	5	118	23.6	0

Punt Returns	No.	Yds.	Avg.	TD
n/a				

Defense	S-A-T	Other
Kyahva Tezino	11-3-14	2.0 SCK, 2.0 TFL, 2 QBH
Myles Cheatum	4-1-5	
Troy Cassidy	3-2-5	1 PBU, 1 QBH
Tariq Thompson	3-2-5	1 FF, 1 FR, 3 PBU
Dwayne Johnson Jr.	4-0-4	1 FR
Darren Hall	3-1-4	1 PBU
Trenton Thompson	3-0-3	1 FF, 1 PBU
Andrew Aleki	3-0-3	
Kyree Woods	2-0-2	1 SCK, 1 TFL
Luq Barcoo	1-0-1	1 PBU
Dominic Gudino	1-0-1	
Taylor Hawkins	1-0-1	
Seyddrick Lakalaka	1-0-1	
Connor Mitchell	0-0-0	1 QBH

Punting	No.	Yds.	Avg.	Long
Brandon Hecklen	11	419	38.1	50

Kicking	FG-FGA	Long	PAT-PATA
n/a			

SDSU FUTURE NON-LEAGUE SCHEDULES

2020	
Sept. 5	Sacramento State
Sept. 12	at Toledo
Sept. 19	UCLA
Nov. 14	at Brigham Young

2021	
Sept. 4	New Mexico State
Sept. 11	at Arizona
Sept. 18	Utah
Sept. 25	Towson

2022	
Sept. 3	Arizona
Sept. 10	Toledo
Sept. 17	at Utah
Sept. 24	Toledo

2023	
Aug. 26	Idaho State
Sept. 2	New Mexico State
Sept. 16	at Oregon State
Sept. 23	UCLA

2024	
Sept. 7	Washington State
Sept. 14	at California
Sept. 21	Portland State
Sept. 28	at Central Michigan

2025	
Aug. 30	Stony Brook
Sept. 6	at Washington State
Sept. 13	California

2026	
Sept. 5	Portland State
Sept. 12	at UCLA
Sept. 19	Oregon State

2027	
Sept. 3	at Eastern Michigan
Sept. 11	Missouri
Sept. 18	at Arizona State

2028	
Sept. 2	at Missouri
Sept. 9	vs. Arizona State

2030	
Sept. 21	Central Michigan

2031	
Sept. 20	at Missouri

2032	
Oct. 2	Missouri

making a start on the offensive side of the ball and only tight end Parker Houston started every game at the same position for the offense.

- Agnew is 14-3 as a starting quarterback.
- Last season, Agnew became the 43rd different player to start at quarterback for the Aztecs in the Division I era (see page 205 of the media guide for details). Of the 42 players making their inaugural SDSU start in the Division I era, Agnew became the 20th to win their first start. The last three players making their first start Maxwell Smith (Aug. 30, 2015) and Christian Chapman (Dec. 5, 2015) were victorious.
- Full bios of selected offensive players:
 - Ryan Agnew - pgs. 35-36
 - Kobe Smith - pgs. 65-66
 - Juwan Washington - pgs. 73-75

OFFENSIVE NUMBERS

- SDSU has scored 27 or more points in 24 of the last 44 games and in 36 of the last 58 games.
- San Diego State has scored 30 or more points in 28 of their last 58 games (1,674 points total, 28.9 ppg).
- The Aztecs are 35-4 the last 39 times they have scored at least 30 points and 47-9 in the Rocky Long era when scoring 30-plus points.
- Since Oct. 3, 2015, San Diego State is 41-7 when scoring at least 20 points.
 - San Diego State is 73-18 in the Rocky Long era when scoring just 20 or more points.
- SDSU is 20-4 under Rocky Long when getting at least 36 minutes of time of possession.
- Since the beginning of 2014, SDSU is 44-10 when committing one turnover or less and 10-13 when having two or more turnovers in the game. San Diego State has one turnover or less in 47 of the 64 games since the start of the 2015 campaign and every game this season.
- San Diego State has one turnover or less in 26 of its last 35 games.
- SDSU had gone nine straight games with one or less turnovers until recording two vs. Fresno State. The nine-game streak with one or less turnovers was tied with Oregon State for the longest streak in the nation at the time.
- SDSU is 38-6 in the last 44 games when owning an edge in time of possession.
- LG Daishawn Dixon has played in 49 games, the most of any current Aztec.
- Two Aztecs - LG Daishawn Dixon and C Keith Ismael - have played all 752 snaps on offense this year.
- Ryan Agnew is 14-3 as a starting quarterback over his career, the best winning percentage (.824) in SDSU's Division I history (since 1969, min. 15 starts). Agnew is also tied for fifth in second-half comeback victories (4) and tied for seventh in wins (14).
- Juwan Washington has all of his 31 touchdowns (25 rushing, three receiving, three kick return) over his last 36 games played.

RUSHING OFFENSE

- San Diego State is 43-2 the last 45 times it has rushed for at least 200 yards and is 41-1 in its last 42 regular-season games when rushing for 200-plus yards.
- San Diego State has a 100-yard rusher in 28 of its last 50 games since 2016 (37, 100-yard rushers total) and 37 of the 64 games since Jeff Horton took over as the offensive coordinator in 2015 (49, 100-yard rushers total). Since Horton arrived as the running back coach in 2011, SDSU has a 100-yard rusher in 73 of the 116 games and 89, 100-yard rushers overall.
- RB Juwan Washington ranks ninth all-time at SDSU in rushing yards (2,649), rushing touchdowns (25) and overall touchdowns (31).
- Washington has seven career 100-yard rushing games.
- Washington has 26 career rushes for 20-plus yards.
- In 2018, Washington became just the third running back in program history to start the season with at least two straight 150-yard rushing games (Marshall Faulk, 1992 and Rashaad Penny, 2017).
- San Diego State had two rushers at New Mexico State (Jordan Byrd - 118 and Chance Bell - 116) on Sept. 14 for the 30th time in program history. The Aztecs are 29-1 in those occasions, including a 16-0 mark in the Rocky Long era and now have multiple 100-yard rushers nine times in the last 46 games.
- Byrd and Bell became the 78th and 79th different 100-yard rusher in school history in the New Mexico State game.
- If you take away the 18 times QB Ryan Agnew has been sacked (for 152 yards) this year, he has rushed 51 times for 264 yards (5.2 avg.).

PASSING OFFENSE

- Since the start of the 2017 season, San Diego State has thrown 16 interceptions. That is tied for the fifth-fewest picks in the nation (min. 20 GP).
- QB Ryan Agnew ranks 20th all-time at SDSU in passing yards (3,673).
- Agnew ranks second in the Mountain West in completion percentage (63.46, 38th in FBS), third in interception percentage (1.66, 28th in FBS), fourth in touchdown-to-interception ratio (2.20, T-64th in FBS), fifth in completions per game (19.10, 40th in FBS) and passing touchdowns (5), sixth in passing yards (1,946, 66th in FBS), passing yards per game (194.60, 72nd in FBS), pass efficiency rating (126.50) and total offense per game (205.80), and ninth in yards per completion (10.19) and yards per attempt (6.47).
- Agnew's pass efficiency rating and touchdown-to-interception numbers this season by quarter - 1st: 115.9, 2-3 | 2nd: 116.5, 1-1 | 3rd: 134.3, 3-0 | 4th: 150.7, 5-1 - and by half - 1st: 116.2, 3-4 | 2nd: 142.1, 8-1.
- When the game is within three points in the fourth quarter, Agnew is 9-for-10 (90.0 pct.) for 98 yards, two touchdowns, no interceptions and a 238.3 pass efficiency rating.
- Agnew was 33-for-47 for 323 yards with a touchdown against Fresno State, setting career highs in passing yards, completions and passing attempts. He became the first Aztec 300-yard passer since Quinn Kaehler threw for 326 against Air Force on Nov. 14, 2014. There were 65 games in between 300-yard passers. Agnew became the 25th different 300-yard passer in program history.

- Against No. 23/25 Arizona State last season (Sept. 15), **Agnew** became the first quarterback from a non-Power 5 school to beat a nationally ranked team from a Power 5 school in his starting debut since USF's B.J. Daniels against No. 18 Florida State on Sept. 26, 2009.
- **Agnew** became the third straight Aztec starting quarterback to win his Aztec debut (also Maxwell Smith vs. San Diego on Aug. 30, 2015 and Christian Chapman vs. Air Force on Dec. 5, 2015) (SDSU quarterbacks were just 1-13 in the previous 14 starting debuts).
- **Agnew** also became the first Aztec quarterback to beat a nationally ranked team in his starting debut (other quarterbacks were 0-4 when their debut was against a ranked squad).
- WR **Kobe Smith** ranks eighth in the Mountain West in receptions per game (4.80) and tied for 10th in receiving touchdowns (4).
- **K. Smith** became the 85th different 100-yard receiver in program history (325th occasion overall) when he had 131 yards on seven catches at UCLA after entering the game with nine career receptions for 121 yards.
- **K. Smith** recorded his second career 100-yard game with seven catches for 102 yards vs. Utah State and followed with seven receptions for 101 yards and two touchdowns at Colorado State.
- Against the Rams, **K. Smith** became the first Aztec with back-to-back 100-yard receiving games since **Ezell Ruffin** had three straight in 2013.
- **K. Smith** is now one of 40 players in program history with at least three 100-yard receiving games.
- WR **Jesse Matthews** had a career-high eight catches for a career-best 119 yards against Fresno State, breaking 100 yards for the first time of his career. Became the 86th different 100-yard receiver in program history (328th occasion overall).

BULLET NOTES - DEFENSE

- For just the third season since arriving at San Diego State prior to the 2009 campaign, **Rocky Long** will not serve as the team's defensive coordinator (although he will continue to call the defense).
- **Zach Arnett** is in his second year as defensive coordinator and enters his ninth season as the linebackers coach.
- San Diego State returns five starters off last season's squad which was one of the top units nationally. Returning in 2019 are senior LB **Kyahva Tezino**, senior LB **Troy Cassidy**, senior CB (now Aztec (safety)) **Kyree Woods**, junior Warrior (safety) **Tariq Thompson** and junior Warrior (safety) **Trenton Thompson**.
- San Diego State was one of five schools to post a shutout through the first full week of the season (Maryland, Syracuse, UCF and Wisconsin).
- Full bios of selected defensive players:
 - **Luq Barcoo** - pgs. 39-40
 - **Kyahva Tezino** - pgs. 67-69
 - **Tariq Thompson** - pgs. 70-71

DEFENSIVE NUMBERS

- The Aztecs have allowed just 137 points through the first 10 games of the season, which is the seventh-fewest points allowed through the first 10 games in their DI history (since 1969).
- SDSU has held an opponent scoreless on its opening drive 46 times since 2015 (63 games).
- The Aztecs are allowing 13.7 points (8th nationally) and 270.0 yards (8th nationally) per game this season. In SDSU's opponents' other games, they are averaging 28.9 points and 400.4 yards per game.
- Opponents this year have had 115 drives where they have tried to score on SDSU's defense (excludes kneel downs to end half/game). The Aztecs have forced three-and-outs (or better) in 50 of those drives (43.5 pct., 4th nationally). SDSU is averaging 5.00 three-and-outs per game (T-8th nationally).
- Of the last 56 fourth-down chances against the Aztec defense dating back to 2016, opponents have converted just 19 times (33.9 pct.).
- LB **Troy Cassidy** has played in 47 straight games, the longest streak on the team.
- WAR **Tariq Thompson** has the most consecutive starts among any offense or defense player on the team (36).
- **Ta. Thompson** has the starts among any player on the Aztec defense (36).
- LB **Kyahva Tezino's** numbers over his last 28 games (all starts) - 267 tackles and 29.0 tackles for loss; numbers over his first 17 games (no starts) - eight tackles and 1.5 tackle for loss.
- **Tezino** has 11 double-digit tackle games for his career, including three this year.
- **Tezino** has had two different three-game streaks over his career with at least 10 tackles.
- **Tezino** has led the team or tied for the team lead in tackles 18 times for his career (all over the last 28 games), including four times this year and in 10 of the 13 games last season.
- **Tezino** ranks fourth in the Mountain West in tackles per game (8.40, 42nd in FBS) and tied for 10th in forced fumbles per game (0.20).
- **Tezino** was named the MW Defensive Player of the Week for a third time of his career and the Pro Football Focus National Second-Team of the Week on Sept. 9 for his play at UCLA, when he came up with nine tackles (seven solo), to go along with one sack, 1.5 tackles for loss and a forced fumble at UCLA.
- CB **Luq Barcoo** had a career game at Colorado State en route to being named the Mountain West Defensive Player of the Week and to the Pro Football Focus National Defensive Player of the Week, recording six tackles, three interceptions and a pass breakup. The three interceptions came in consecutive snaps by the Ram offense, the first time that has happened in FBS play since at least 2012. He became the first San Diego State player with three interceptions in a game since current Atlanta Falcon **Damontae Kazee** on Sept. 5, 2015 against San Diego, and also became the first player with an interception in three straight drives since Nevada's **Dameon Baber** did so on Nov. 5, 2015. The three interceptions are also tied for the most in a FBS game this season. Helped the Aztecs limit a CSU team that came into the weekend averaging 510 yards per game to just 235 yards of total offense, its fewest in a game since gaining 225 vs. Colorado on Sept. 2, 2014.
- AZT **Dwayne Johnson** and WAR **Tariq Thompson** are tied for the Mountain West lead (T-16th in FBS) with two fumble recoveries.
- CB **Darren Hall** ranks in a tie for sixth in the Mountain West in forced fumbles per game (0.22).

CAREER START CHART

Career Starts (Off/Def)	'15	'16	'17	'18	'19	Total
Tariq Thompson, WAR	-	-	13	13	10	36
Daishawn Dixon, OL	RS	0	13	12	10	35
Keith Ismael, OL	-	RS	13	12	10	35
Parker Houston, TE	-	4	7	13	7	31
Kyahva Tezino, LB	RS	0	5	13	10	28
Troy Cassidy, LB	-	0	8	12	8	28
Myles Cheatum, DE	RS	0	8	3	10	21
Ryan Agnew, QB	RS	0	0	7	10	17
Juwan Washington, RB	RS	1	3	8	4	16
Kyree Woods, CB/S	-	0	0	10	5	15
Dominic Gudino, OL	-	-	6	8	1	15
Trenton Thompson, WAR	-	0	RS	8	4	12
Isaac Lessard, FB	RS	0	1	8	3	12
Dwayne Johnson, AZ	-	RS	1	0	10	11
Darren Hall, CB	-	-	RS	3	8	11
Kyle Spalding, OL	-	RS	0	3	8	11
Ethan Dedeaux, WR	-	-	RS	8	2	10
Keshawn Banks, DE	-	-	-	0	10	10
Luq Barcoo, CB	-	-	-	0	10	10
Cameron Thomas, DL	-	-	-	RS	10	10
William Dunkle, RG	-	-	-	RS	9	9
Kobe Smith, WR	-	-	-	2	7	9
Daniel Bellinger, TE	-	-	-	0	8	8
Jesse Matthews, WR	-	-	-	RS	8	8
Zachary Thomas, RG/RT	-	RS	0	2	6	8
Taylor Hawkins, WAR	-	RS	0	5	3	8
Caden McDonald, LB	-	-	RS	0	7	7
Jacob Capra, RT/LT	-	-	-	-	6	7*
Andrew Aleki, LB	-	-	0	1	6	6
Elijah Kothe, WR	-	-	-	2	4	6
Jordan Byrd, RB	-	-	-	0	5	5
Chase Jasmin, RB	-	RS	0	3	1	4
Isiah Macklin, WR	-	RS	2	1	0	3
TJ Sullivan, WR	-	-	-	RS	1	1
Chance Bell, RB	-	-	RS	1	0	1
Kaegun Williams, RB	-	-	RS	1	0	1

* One of Capra's career starts came at Oregon

LONG ERA SPECIAL TEAMS SCORING PLAYS*

2019

Trenton Thompson.....Punt block; Caden McDonald returned for
.....touchdown at UNLV (10.26) (TD)
Kaegun Williams.....95-yard KR vs. San José State (0.19) (TD)

2018

Kaelin Himphill.....Punt block; Trenton Thompson returned for
.....touchdown vs. Air Force (0.12) (TD)

2017

Juwan Washington.....78-yd KR vs. Army West Point (D.23) (TD)
Rashaad Penny.....100-yd KR vs. Nevada (N.18) (TD)
Rashaad Penny.....70-yd PR vs. Nevada (N.18) (TD)
Juwan Washington.....96-yd KR vs. Northern Illinois (S.30) (TD)
Rashaad Penny.....99-yd KR at Arizona State (S.9) (TD)

2016

Juwan Washington.....92-yd KR at Wyoming (N.19) (TD)
Rashaad Penny.....93-yd KR at Wyoming (N.19) (TD)
Rashaad Penny.....100-yd KR vs. California (S.10) (TD)

2015

Rashaad Penny.....100-yd KR vs. Cincinnati (D.24) (TD)
Damontae Kazee.....66-yd PR at UNLV (N.21) (TD)
Rashaad Penny.....100-yd KR at Penn State (S.26) (TD)
Rashaad Penny.....97-yd KR vs. San Diego (S.5) (TD)

2014

Lloyd Mills.....67-yd PR vs. Northern Arizona (A.30) (TD)

2013

Tim Vizzi.....71-yd PR at UNLV (N.30) (TD)
Tim Vizzi.....41-yd PR vs. Boise State (N.23) (TD)
Team.....Fumbled punt out of end zone (0.4) (Safety)
Sam Meredith.....PAT block; David Lamar returned for
.....def. PAT at New Mexico State (S.28) (2 pts.)

2012

Colin Lockett.....100-yd KR at Boise State (N.3) (TD)
Colin Lockett.....96-yd KR vs. Army (S.8) (TD)

2011

Brandon Davis.....98-yd KR at Air Force (O.13) (TD)
Colin Lockett.....94-yd KR vs. Cal Poly (S.3) (TD)
* - includes only since he became SDSU's head coach in 2011

2019 SDSU FOOTBALL ACCOLADES

► **National Rankings (as of Nov. 18)**

25th - Amway Coaches Poll
 28th - Paul Myerberg, *USA Today*
 32nd - AP Top 25
 37th - *CBS Sports 130*
 43rd - Steven Lissan, *Athlon Sports*

► **Projected Bowl (as of Nov. 18)**

Cheez-It Bowl vs. Kansas State, Stewart Mandel (The Athletic)
 Cheez-It Bowl vs. Kansas State, Mark Schlabach (ESPN)
 Cheez-It Bowl vs. Kansas State, Kyle Bonagura (ESPN)
 Cheez-It Bowl vs. Kansas State, *College Football News*
 Cheez-It Bowl vs. TCU, Michael Shapiro (Sports Illustrated)
 Idaho Potato Bowl vs. Miami (OH), Brett McMurphy (Stadium)
 Idaho Bowl vs. Central Michigan, Bill Bender (*Sporting News*)
 New Mexico Bowl vs. Marshall, Jason Kirk (*SB Nation*)
 New Mexico Bowl vs. UAB, Jerry Palm (*CBS Sports*)
 New Mexico Bowl vs. UAB, Brad Crawford (*247sports*)
 New Mexico Bowl vs. Western Kentucky, Erick Smith (*USA Today*)

Ryan Agnew | Sr. | Southlake, Texas | Quarterback
 Pro Football Focus Mountain West Team of the Week (Nov. 19)

Matt Araiza | RS-Fr. | San Diego, Calif. | Kicker
 Mountain West Special Teams Player of the Week (Sept. 9)

Keshawn Banks | So. | Rio Rancho, N.M. | Defensive End
 Pro Football Focus Mountain West Team of the Week (Sept. 17)

Luq Barcoo | Sr. | San Diego, Calif. | Cornerback
 Paycom Jim Thorpe Award Semifinalist (Oct. 21)
 Pro Football Focus Midseason Second-Team All-American (Oct. 16)
 Jim Thorpe Award Player of the Week (Oct. 10)
 Mountain West Defensive Player of the Week (Oct. 7)
 Pro Football Focus National Team of the Week (Oct. 7)
 Six-time Pro Football Focus Mountain West Team of the Week
 (Sept. 10, Sept. 17, Oct. 8, Oct. 15, Oct. 22 & Nov. 19)

Turner Bernard | Jr. | Glendale, Ariz. | Long Snapper
 All-Mountain West first team - *Phil Steele Magazine*

Jordan Byrd | So. | Albuquerque, N.M. | Running Back
 Pro Football Focus Mountain West Team of the Week (Sept. 17)

Myles Cheatum | Sr. | Cedar Park, Texas | Def. Tackle
 All-Mountain West third team - *Phil Steele Magazine*

Daishawn Dixon | Sr. | San Antonio, Texas | Off. Guard
 Pro Football Focus National Team of the Week (Sept. 17)
 Pro Football Focus Mountain West Team of the Week (Sept. 17)
 All-Mountain West third team - *Athlon Sports*
 All-Mountain West third team - *Phil Steele Magazine*

William Dunkle | RS-Fr. | Chula Vista, Calif. | Off. Guard
 Three-time Pro Football Focus Mountain West Team of the Week
 (Sept. 3, Oct. 8 & Oct. 29)

Darren Hall | So. | Pasadena, Calif. | Cornerback
 Pro Football Focus Second-Team National Team of the Week (Oct. 14)
 Two-time Pro Football Focus Mountain West Team of the Week
 (Oct. 15 & Oct. 22)
 All-Mountain West third team - *Athlon Sports*

Brandon Hecklen | Sr. | Tarzana, Calif. | Punter
 Ray Guy Award Watch List (most outstanding punter)
 Mountain West Special Teams Player of the Week (Oct. 21)
 All-Mountain West fourth team - *Athlon Sports*
 "24th-rated draft eligible punter" - *Phil Steele Magazine*

- Hall had two forced fumbles at New Mexico State, which are tied with 14 others for the most in a game in school history and tied with 35 others for the most in a FBS game this season.

RUSHING DEFENSE

- Last season, SDSU ranked seventh in FBS play in defensive rush average (3.0) and in rush defense (103.8).
- Opponents have rushed 271 times against the Aztecs this year and only four attempts are longer than 20 yards.
- On third down this year, opponents have rushed 48 times for 27 yards (0.6 avg.). On third and fourth down tries, opponents have rushed 58 times for 39 yards (0.7 avg.).
- Opponent rush average by downs this year - 1st: 2.9; 2nd: 3.0; 3rd: 0.6; 4th: 1.2.
- Opponents rush average by quarter this year - 1st: 2.2, 2nd: 3.0; 3rd: 2.4; 4th: 2.0 - and by half: 1st: 2.7; 2nd: 2.0.
- LB Kyahva Tezino leads the team in tackles on rush plays (59), 22 more than No. 2 on the team.

PASSING DEFENSE

- Under head coach Rocky Long, San Diego State is 46-7 in games in which the opponent has a passing efficiency rating of 116.50 or less.
- Since the beginning of the 2015 campaign, San Diego State's 84 interceptions are the most in the country, while its 10 interception returns for touchdowns are tied for 10th in the country.
- Despite losing four seniors from the defensive line last year and entering the season with just one player with a start on the d-line, the Aztec defensive linemen has combined for 29.5 tackles for loss, 16.5 sacks and just three accepted penalties through 10 games after recording 23.5 tackles for loss, nine sacks and 11 accepted penalties last year through the 13-game season.
- WAR Tariq Thompson is tied for fifth among active FBS players in interceptions (9) and T-16th in interceptions per game (0.25).
- Ta. Thompson is tied for seventh in the MW with 1.00 passes defended (INT + PBU) per game.
- CB Luq Barcoo is tied for fourth among active FBS players with 0.38 interceptions per game.
- Barcoo leads the Mountain West and ranks second in FBS play in interceptions (7), passes defended per game (1.80) and interceptions per game (0.70).
- CB Darren Hall ranks second in the Mountain West in passes defended per game (INT + PBU) (1.40, 5th in FBS).
- Barcoo lead the Aztecs in tackles on pass plays (34).
- DE Keshawn Banks ranks in a tie for fourth in the Mountain West in tackles for loss per game (1.00) and ninth in sacks per game (0.45).
- DE Myles Cheatum ranks sixth in the Mountain West in sacks per game (0.50).

BULLET NOTES - SPECIAL TEAMS

- ESPN Team Efficiencies ranked San Diego State's special teams unit as the 23rd best in the country in 2015, 13th in 2016 and 28th in 2017. This year, the Aztecs are 12th.
- Former SDSU captain Doug Deakin is in his ninth season with the program and his second as special teams coordinator. He also coaches the tight ends.
- Since the start of the 2015 season, San Diego State has 11 kickoff returns for touchdowns, the most in FBS play over that time and one more than No. 2 (Memphis).
- Among the active career FBS leaders, Juwan Washington ranks in a tie for fifth in kick return touchdowns (3).
- Washington ranks eighth all-time at SDSU in all-purpose yards (3,944) and kick return yards (1,017), and tied for 10th in kick returns (43).
- P Brandon Hecklen ranks fourth all-time at San Diego State in total punts (182), fifth in punt yards (7,615) and eighth in punt average (41.8).
- Hecklen ranks second in SDSU single-season history in punt average (45.69).
- Hecklen leads the Mountain West in punt yards (2,513, 11th in FBS), punt yards per game (251.30, 11th in FBS), punts per game (5.50, 17th in FBS) and punts (55, T-18th in FBS), and ranks second on punts inside the 20-yard line (22, T-10th in FBS), third in punt average (45.69, 13th in FBS), fourth in net punt average (40.42, 30th in FBS), and ninth with a punt long of 61 yards.
- If you take away the nine times Hecklen has had to punt inside opponents territory (for 299 yards), he is averaging 48.13 yards per punt (46 punts for 2,214 yards).
- Hecklen was named the Mountain West Special Teams Player of the Week on Oct. 20 for his play at San Jose State when he punted five times for 228 yards (45.8 avg.) with a net average of 44.2 and a career-long of 59. Four of his five punts were inside the 20-yard line, including three inside the 3-yard line (2, 1 and 1). He became the first punter to have three inside the 3-yard line since Brigham Young's Riley Stephenson had three against San Diego State in the 2012 Poinsettia Bowl (Dec. 20). Hecklen helped flip the field, giving the Aztecs a 24-yard average field position advantage (43-19), SDSU's largest AFP position in recorded history (since at least 1998). Off his punts, San Jose State averaged starting their drives on the 11.8-yard line. If you take away the two times he punted inside SJSU's territory (when he landed the ball on the 1 and 2), he punted three times for 160 yards (53.3 avg.).
- Hecklen set a career high with a 56.7 punt average (three punts for 170 yards) against Fresno State, including a career-long punt of 61 yards. The 56.3 average is tied for the best mark in the Mountain West this year (min. 3 punts) and the fourth-best mark in FBS play (min. 3 punts). The 56.3 average is also tied for the seventh-best mark in league history (min. 3 punts) and the best mark by an Aztec punter since at least 1996 (min. 3 punts).
- K Matt Araiza leads the Aztecs with 72 points (No. 2 is 24) and has the same amount of points as the next three players combined (72).
- Araiza is tied for the FBS lead with a perfect PAT percentage, and leads the Mountain West in touchback percentage (75.51, 12th in FBS), while ranking second on touchbacks (37, T-25th in FBS), third in field goals per game (1.70, T-11th in FBS), field goals (17, T-11th in FBS) and kickoff average (63.00, 34th in FBS), fourth in field goal attempts (20, T-18th in FBS), fifth in kicking points (72, T-48th in FBS), sixth in field goal percentage (85.00, 27th in FBS) and points (72, 72nd in FBS), seventh in kickoff yards (3,064, 71st in FBS) and points per game (7.20), eighth in kickoffs (49) and 10th with a long field goal of 47 (T-75th in FBS).

- Among freshmen kickers in the country, Araiza is tied for second in field goals (17, 2nd in MW), fifth in field goal percentage (.850, 3rd in MW) and seventh in kicking points (73, 2nd in MW).
- Araiza ranks fifth in SDSU single-season history in field goal percentage (.850) and tied for fifth in field goals (17).
- Araiza was named the Mountain West Special Teams Player of the Week for the first time of his career on Sept. 9 for his play at UCLA when he went 3-for-4 on field goal attempts and 2-for-2 on PATs, while posting five touchbacks in six kickoffs. He made a then career-long 43-yarder in the first quarter, while his three field goals and 11 points were also a career best.
- Jordan Byrd ranks third in the Mountain West in punt return average (7.75, 36th in FBS), fifth in total kick/punt return yards (341, 53rd in FBS) and sixth in kick return average (20.67, 61st in FBS).
- KR Kaegun Williams returned a kickoff 95 yards for a touchdown at San Jose State, SDSU's first kick return for a touchdown since Juwan Washington had one vs. Army West Point in the 2017 Armed Forces Bowl (Dec. 23).
- Williams is tied for second in the Mountain West and tied for fifth nationally with one kick return touchdown.
- Caden McDonald is tied for first in FBS in punt return touchdowns (1), when he recovered Trenton Thompson's blocked punt in the end zone at UNLV on Oct. 26).
- Tr. Thompson's blocked a punt and return by McDonald was SDSU's first block punt return for a touchdown since Thompson returned Kaelin Himphill's block vs. Air Force on Oct. 12, 2018.
- Michael Shawcroft lead the Aztecs with five tackles on special teams.
- Kaelin Himphill and Trenton Thompson lead the team with four stops on the punt return unit.
- Nolen Harris leads SDSU with three tackles on the kickoff unit.
- Full bios of selected offensive players:
 - [Matt Araiza](#) - pgs. 37-38
 - [Brandon Heicklen](#) - pgs. 52-54

LAST TIME OUT

San Diego State 17, Fresno State 7
Nov. 15, 2019 | SDCCU Stadium | San Diego, Calif.

SAN DIEGO — Bolstered by Ryan Agnew's career-high passing performance and an opportunistic defense, San Diego State defeated Fresno State 17-7 in a Friday night clash at SDCCU Stadium.

With the victory, the Aztecs (8-2, 5-2 MW) clinch at least a share of the West Division title in the Mountain West for the fourth time in the conference's two-division era and can secure a berth in the MW Championship Game on Dec. 7 with a win at Hawai'i next Saturday night (Nov. 23).

Agnew enjoyed his finest game statistically as a collegian, completing 33 of 47 passes for 323 yards, all career-highs, with one interception and one touchdown, helping SDSU snap a two-game losing streak to the Bulldogs (4-6, 2-4 MW). In addition, the Aztec senior improves to 14-3 as the team's starting quarterback, which marks the best winning percentage (.824) in SDSU's Division I history.

Wide receiver Jesse Matthews was Agnew's favorite target, setting personal-bests with eight catches for 119 yards, while Chase Jasmin finished with six receptions for 40 yards and one touchdown to go with 31 yards and another score on the ground.



Fresno State drew first blood at the 7:05 mark of the first quarter on a three-yard burst up the middle by Ronnie Rivers, capping a five-play 71-yard drive. The short touchdown was set up by a 53-yard strike from quarterback Jorge Reyna to Zane Pope down to the Aztec 16.

However, the Bulldogs were held scoreless for the remainder of the game, thanks to an SDSU defense that yielded just 70 yards rushing and picked off three passes, including two by Luq Barcoo.

Following Brandon Heicklen's 54-yard punt that pinned Fresno State inside its own 5, Tariq Thompson made the Aztecs' first interception at the Bulldog 22, stepping in front of a third-down pass intended for Pope, which put the Scarlet and Black in business.

After an eight-yard completion to Isaiah Richardson, Fresno State was flagged for pass interference in the end zone, giving SDSU a first down at the 2. On the very next play, Jasmin swept around left end for the tying touchdown with 2:39 remaining in the period.

The Aztecs gave themselves another short field on the next series, as Barcoo intercepted Reyna at the Bulldog 36. However, SDSU lost nine yards on its first two snaps before Agnew was promptly picked off by Chris Gaston, who returned the ball to the Fresno State 42.

SDSU-FRESNO STATE

Nov. 15, 2019 | SDCCU Stadium | San Diego, Calif.
Attendance: 26,876 | Weather: 60 degrees, wind 3 mph N

	1	2	3	4	Total
Fresno State	7	0	0	0	3
San Diego State	7	3	0	7	17

SCORING SUMMARY

FS - Rivers 3-yd run (Silva kick)	(7:05, 1st)
SDSU - Jasmin 2-yd run (Araiza kick)	(2:39, 1st)
SDSU - Araiza 22-yd field goal	(9:57, 2nd)
SDSU - Jasmin 2-yd pass f. Agnew (Araiza kick)	(13:14, 4th)

TEAM STATS

	Fresno State	San Diego State
First Downs	13	24
Rushes-Yards	27-70	37-102
Passing Yards	136	323
C-A-I	14-26-3	33-47-1
Total Offense	226	309
Fumbles-Lost	2-0	1-1
Penalties-Yards	7-55	5-50
Possession Time	23:55	36:05
Turnovers	3	2
Average Field Position	FS 20	SDSU 34

INDIVIDUAL STATS

Rushing (Atts.-Yards-TDs): FS: Rivers 15-47-1; Reyna 8-17-0; Hokit 3-7-0; Team 1-(-1)-0. SDSU: C. Bell 14-52-0; Jasmin 15-31-1; Agnew 5-13-0; Brookshire 1-2-0; Byrd 1-2-0; Williams 1-2-0;

Passing (Comp.-Att.-Int., Yards, TDs): FS: Reyna 14-26-3, 136, 0. SDSU: Agnew 33-47-1, 323, 1.

Receiving (No.-Yards-TDs): FS: Rice 4-34-0; Rivers 4-29-0; Pope 3-56-0; Edwards 1-17-0; Hokit 1-2-0; Cropper 1-(-7)-0; Reyna 0-5-0. SDSU: Matthews 8-119-0; Jasmin 6-40-1; Bellinger 4-29-0; Kothe 3-45-0; C. Bell 3-33-0; K. Smith 2-26-0; Richardson 2-17-0; Busbee 2-12-0; Williams 1-7-0; Houston 1-0-0; Agnew 1-(-9)-0

SDSU FOOTBALL ACCOLADES CONTINUED

Parker Houston | Sr. | Sparks, Nev. | Tight End
Mackey Award Watch List (Outstanding Collegiate Tight End)
Wuerffel Trophy Watch List (Community Service, Athletic and Academic Achievement)
All-Mountain West second team - *Phil Steele Magazine*

Keith Ismael | Jr. | Oakland, Calif. | Center
Outland Trophy Watch List (Top Interior Lineman)
Rimington Trophy Watch List (Nation's Outstanding Center)
All-Mountain West first team - Mountain West Media
All-Mountain West first team - *Athlon Sports*
All-Mountain West first team - *Phil Steele Magazine*
Three-time Pro Football Focus Mountain West Team of the Week (Sept. 17, Sept. 24 & Oct. 29)
"7th-rated draft eligible center" - *Phil Steele Magazine*

Dwayne Johnson Jr. | Jr. | Murrieta, Calif. | Aztec
Two-time Pro Football Focus Mountain West Team of the Week (Sept. 10 & Sept. 17)

Jesse Matthews | RS-Fr. | San Diego, Calif. | WR
Burlsworth Trophy Nominee (most outstanding player who began his career as a walk-on)
Pro Football Focus Mountain West Team of the Week (Nov. 19)

Kobe Smith | So. | Compton, Calif. | Wide Receiver
Two-time Pro Football Focus Mountain West Team of the Week (Sept. 10 & Oct. 8)

Kyahva Tezino | Sr. | Los Angeles, Calif. | Linebacker
Chuck Bednarik Award Watch List (College Def. Player of the Year)
Bronko Nagurski Trophy Watch List (Def. Player of the Year)
Butkus Award (Nation's Best Linebacker)
College Football America Group of 5 Starting Lineup
All-Mountain West first team - Mountain West Media
All-Mountain West first team - *Athlon Sports*
All-Mountain West first team - *Phil Steele Magazine*
Mountain West Special Teams Player of the Week (Sept. 9)
Pro Football Focus Second-Team National Team of the Week (Sept. 9)
Four-time Pro Football Focus Mountain West Team of the Week (Sept. 10, Sept. 17, Oct. 22 & Nov. 12)
"11th-rated draft eligible OLB" - *Phil Steele Magazine*

Cameron Thomas | RS-Fr. | Carlsbad, Calif. | DT
Four-time Pro Football Focus Mountain West Team of the Week (Oct. 8, Oct. 15, Oct. 22 & Nov. 12)

Zachary Thomas | Jr. | Carlsbad, Calif. | OT
Pro Football Focus Mountain West Team of the Week (Oct. 29)

Tariq Thompson | Jr. | San Diego, Calif. | Warrior (S)
Jim Thorpe Award (Best Defensive Back)
All-Mountain West first team - Mountain West Media
All-Mountain West first team - *Athlon Sports*
All-Mountain West first team - *Phil Steele Magazine*
Two-time Pro Football Focus Mountain West Team of the Week (Sept. 3 & Oct. 15)
"8th-rated draft eligible free safety" - *Phil Steele Magazine*

Juwan Washington | Sr. | Fort Worth, Texas | RB/KR
Maxwell Award Watch List (College Player of the Year)
Paul Hornung Award Watch List (Most Versatile Player)
Earl Campbell Tyler Rose Award (Off. Player of the Year w/ Texas ties)
All-Mountain West first team (RB) - Mountain West Media
All-Mountain West first team (RB) - *Athlon Sports*
All-Mountain West first team (RB) - *Phil Steele Magazine*
Pro Football Focus Mountain West Team of the Week (Oct. 8)
All-Mountain West third team (KR) - *Athlon Sports*
All-Mountain West third team (KR) - *Phil Steele Magazine*
"25th-rated running back in FBS" - *Athlon Sports*
"40th-rated draft eligible RB" - *Phil Steele Magazine*

GEOGRAPHICAL BREAKDOWN**California (67)**

FB Andrew Alves, K/P Matt Araiza, QB Carson Baker, CB Luq Barcoo, RB Chance Bell, RB Greg Bell, OL Jalen Booth, LB Josh Barnes, S Neil Boudreau, CB TyRee Bracy, DL Josh Bringuel, QB Jordan Brookshire, S Adonis Brown, WR BJ Busbee, OL Jacob Capra, OL Joey Capra, LB Troy Cassidy, S Davaghn Celestine, WR Chaz Collins, K Kyle Contente, OL Brandon Crenshaw-Dickson, WR Nash Devan, OL William Dunkle, WR Koby Duru, LB Garret Fountain, OL Dominic Gudino, CB Darren Hall, CB Nolen Harris, S Tayler Hawkins, OL Nolan Hegeduis, P Brandon Hecklen, OL Keith Ismael, RB Chase Jasmin, S Dwayne Johnson Jr., WR Jasper Kadlec, TE Anthony Landphere, DL Jalil Lecky, FB Isaac Lessard, TE Sefo Mailangi, OL Chris Martinez, WR Jesse Matthews, FB Connor McBride, S Patrick McMorris, DL Shawn Nielsen, WR Brionne Penny, WR Isaiah Richardson, FB Charlie Rogers, QB Mark Salazar, S Rashad Scott, LB Michael Shawcroft, WR Jerne Smith, WR Kobe Smith, OL Kyle Spalding, WR TJ Sullivan, DL Jonah Tavai, DL Dylan Taylor, LB Kyahva Tezino, DL Cameron Thomas, OL Zachary Thomas, S Tariq Thompson, S Trenton Thompson, OL Kyle Trombley, CB Noah Tumblin, FB Grady Vazquez, TE Alex Wilson, CB Eric Wilson, OL Justin Yi

Texas (12)

QB Ryan Agnew, CB Cedarius Barfield, DL Myles Cheatum, RB Justin Dinka, OL Daishawn Dixon, OL Jacob Jimenez, LB Caden McDonald, TE Nic McTear, LB Clifton Styles, RB Juwan Washington, S Kyrion White, RB Kaegun Williams

Nevada (8)

TE Daniel Bellinger, WR Ethan Dedeaux, DL Wyatt Draeger, TE Parker Houston, WR Elijah Kothe, LB Keyvon Lakes, WR Isiah Macklin, S Allan Mwata

Arizona (5)

LS Turner Bernard, RB Zidane Thomas, DL Nassir Sims, DL Daniel To'o-to'o, S Kyree Woods

Hawai'i (4)

LB Andrew Aleki, DL Liloa Kapiko, LB Seydrick Lakalaka, OL Alama Uluave

Canada (2)

OL Ladij Bagayoko, DL Daniel Okpoko

New Mexico (2)

DL Keshawn Banks, RB Jordan Byrd

Virginia (2)

WR Dominic Benson, CB Sammy Morrison

Florida (1)

OL Desmond Bessent

Germany (1)

CB Lasse Engel

Georgia (1)

LB Jeffrey Blake

Illinois (1)

DL Connor Mitchell

Louisiana (1)

DL Sam Hines

Oregon (1)

LB Kaelin Himphill

Utah (1)

DL Kahi Neves

Washington (1)

QB Joe Green

The Aztec defense rose to the occasion, stuffing the Bulldogs on a 4th-and-1 at the SDSU 49 early in the second quarter.

Buoyed by a 29-yard completion to Matthews, the Aztecs subsequently drove deep into Fresno State territory before Matt Araiza booted a 22-yard field goal to put the hosts on top 10-7 with 9:57 left in the period. Facing a 3rd-and-goal from the five-yard line on the previous snap, Agnew hit Parker Houston for an apparent touchdown, but the score was overturned by a booth review.

After an exchange of punts, the Aztecs had a chance to pad their lead with 1:42 remaining in the half, marching 49 yards in 10 plays down to the Fresno State 25. Agnew got things rolling with a trio of completions to Daniel Bellinger that netted 22 yards, while Jasmin soon followed with a 12-yard gain on a swing pass to the Bulldog 28.

After mustering just three yards on its next three plays, SDSU hoped to salvage three additional points, but Araiza's 42-yard field goal attempt was blocked by Ricky McCoy with six seconds showing on the clock.

The Aztecs squandered another opportunity on their first possession of the third quarter, driving to the Bulldog 11, highlighted by Agnew's 21-yard completion to Chance Bell on 3rd-and-14. Two plays later, however, Bell fumbled at the 2-yard line after a tackle by Arron Mosby, as Alex Cruz made the recovery.

SDSU finally gave itself some separation early in the fourth quarter when Agnew hit Jasmin on a two-yard scoring strike just inside the right pylon to punctuate a 10-play, 72-yard drive. On the second play of the series, Agnew threaded a 16-yard pass to Matthews, while Jasmin subsequently darted 20 yards down to the Fresno State 12 following a roughing the passer penalty.

The Bulldogs threatened on their next series, advancing all the way to the Aztec 4, aided by a pair of pass interference penalties, along with a 17-yard completion to Emorye Edwards and a 16-yard run by Rivers.

However, Fresno State self-destructed with a holding penalty and a bad exchange between Reyna and Rivers. Facing a 3rd-and-goal at the SDSU 13, Reyna caved to the Aztec pass rush, throwing an ill-timed interception to Barcoo, who kept both feet in bounds along the far sideline at the 4.

With 8:02 left in the game, SDSU controlled the clock for all but the final eight seconds before turning the ball over on downs at the Bulldog 13.

In addition to Barcoo's heroics, Dwayne Johnson posted a team-high eight tackles, including five solo stops, while Cameron Thomas and Myles Cheatum each recorded a sack.

As a team, the Aztecs outgained the Bulldogs in total offense 425-206 and held the ball for 12 minutes (36:05-23:55).

Agnew's effort marked the first time an SDSU quarterback threw for over 300 yards since Quinn Kaehler racked up for 326 yards in a 30-14 victory over Air Force on Nov. 21, 2014, a span of 65 games.

POSTGAME NOTES - FRESNO STATE**Big Notes**

- San Diego State became just the 19th team to win eight games this season.
- The Aztecs clinched a share of the Mountain West, West Division title for the fourth time in the two-division era. SDSU has won or shared the division championship in 2014, 2015*, 2016* and 2019. (* won outright)
- San Diego State can clinch the West Division title and a berth into the MW Championship game on Dec. 7 with a win at Hawai'i next Saturday night (Nov. 23).
- With its eighth victory of the season, the Aztecs have eclipsed their win total from the entire 2018 campaign (seven).
- Since the start of the 2015 campaign, SDSU's 47-17 record is the 12th best during that span (73.4 winning percentage) (directly behind San Diego State are 13. Notre Dame, 14. Oklahoma State, 15. Washington and 16. Stanford.)
- The Aztecs exactly 8-2 after 10 games for the third time in four seasons (2016, 2017 and 2019). The Aztecs were 7-3 after 10 contests in both 2015 and 2018.
- SDSU improved to 13-2 in its last 15 non-Saturday regular season games.
- San Diego State has won seven straight non-Saturday home games and has not lost a non-Saturday home contest during the Rocky Long era.
- The Aztecs have won their last six games when having less than a week to prepare and are 9-1 the last 10 times they have had fewer than seven days between games.
- SDSU has won nine straight home games when having less than a full week of preparation.
- San Diego State held Fresno State to just 206 yards of total offense, its fewest gained in a game since totaling just 89 yards at San Diego State on Nov. 3, 2015. In the Rocky Long era (since 2011), SDSU has held FS to three of its four lowest outputs out of 115 games (89 on Nov. 3, 2015, 206 tonight and 217 on Nov. 14, 2016).
- The Aztecs improved to 24-2 since 1988 when owning at least a 14-yard advantage in field position (tonight: +14).
- San Diego State had multiple turnovers in a game for the first time this season, snapping its FBS-leading streak of nine straight games with one or less turnovers (Oregon State also had nine straight).
- SDSU's offense lost a fumble for the first time this season. San Diego State had gone 707 offensive snaps this year without a fumble lost and 734 dating back to last season.
- The Aztecs improved to 31-1 over their last 32 games when owning a turnover advantage.
- SDSU improved to 51-5 in the Rocky Long era when committing less turnovers than its opponent.
- The Aztecs won their 23rd straight game and improved to 34-5 in the Rocky Long era when forcing at least three turnovers in a game.
- Luq Barcoo recorded two interceptions and now has seven on the season (tied for second in FBS, tied for fourth in SDSU single-season history).
- Ryan Agnew improved to 14-3 all-time as the team's starting quarterback, which is the best winning percentage (.824) in San Diego State's Division I history.
- Agnew became the first Aztec to throw for 300 yards in a game (323) since Quinn Kaehler on Nov. 14, 2014 vs. Air Force. SDSU had 65 games in between without a 300-yard passer.
- Jesse Matthews had over 100 yards receiving (119) for the first time of his career.

Team Notes

- SDSU has won 26 of its last 37 (26-11) games, 33 of its last 46 (33-13), 46 of its last 60 (46-14) and 47 of its last 64 since the 2015 season (47-17).

- San Diego State had three interceptions and now leads the country with the most since 2014 (99) and since 2015 (85).
- The Aztecs improved to 26-5 since 2010 when holding the ball for at least 35 minutes.
- SDSU is now 47-10 in the Rocky Long era when having more first downs and time of possession.
- SDSU had 47 pass attempts in a win for the first time since Nov. 22, 2008 vs. UNLV. San Diego State was 1-23 over its last 24 games when throwing at least 47 times in a game.
- The Aztecs' last win with at least 33 completions in a game was also vs. UNLV on Nov. 22, 2008.
- SDSU has its most pass attempts (47) since throwing a school-record 64 times vs. Eastern Illinois on Aug. 31, 2013.
- The Aztecs had their most completions (33) in a game since throwing 36 against No. 25 Utah on Nov. 20, 2010.
- SDSU improved to 47-9 in the Rocky Long era when totaling at least 400 yards of total offense.
- San Diego State improved to 49-14 in the Rocky Long era when totaling 20-plus first downs.
- The Aztecs improved to 40-8 in the Rocky Long era when holding their opponent to an average field position of less the 25-yard line.
- SDSU improved to 27-1 since 2015 when holding the opposition to a pass efficiency rating below 110 (tonight was 74.71).
- San Diego State held Fresno State to its lowest pass efficiency rating (74.7) since a 58.3 mark at Brigham Young on Nov. 21, 2015.
- San Diego State held Fresno State to its fewest points (7) since being shut out at Colorado State (37-0) on Nov. 5, 2016.
- The Bulldogs have scored in single-digits (or have been shut out) just six times since 2011 (115 games). San Diego State has been responsible for three of those games (7 on Nov. 3, 2015, 7 on Nov. 14, 2016 and 7 tonight).
- SDSU is now 51-2 in the Rocky Long era when keeping its opponent to 17 or less points.
- SDSU improved to 67-7 in the Rocky Long era when holding its opponent to less than 24 points.
- San Diego State improved to 44-4 in the Rocky Long era when holding its opponent to less than 300 yards of total offense.
- The Aztecs are now 43-14 in the Rocky Long era when allowing less than 100 yards rushing.
- San Diego State is now 28-6 in the Rocky Long era when its opponent throws for less than 150 yards.
- SDSU improved to 44-5 in the Rocky Long era when its opponent recorded 15 or less first downs.
- San Diego State improved to 42-4 the last 46 times its opponent converted 33.3 percent or less of their first downs (tonight FS was 3-for-12).

Series Notes

- SDSU improved to 30-25-4 all-time against Fresno State.
- San Diego State's 30 wins against the Bulldogs are its most against any opponent.
- The Aztecs defeated the Bulldogs for the first time since Oct. 14, 2016 and first time in San Diego since Oct. 3, 2015.
- SDSU improved to 16-13-2 all-time against FS at home, including a 10-4 record at SDCCU Stadium.

SDSU BECOMES BOWL ELIGIBLE WITH WIN OVER SAN JOSE STATE

San Diego State became bowl eligible for the 10th consecutive season after beating San José State, 27-17, Oct. 19 at CEFCU Stadium in San Jose, Calif.

One of 14 teams nationally to play in a bowl game each of the last nine seasons (2010-18) and one of just two programs from a Group of 5 Conference to make nine straight bowl games, the Aztecs are eligible to compete in 10 bowl games, including the Goodyear Cotton Bowl on Dec. 28 in Arlington, Texas.

Below is a list of the 10 bowl games in which SDSU is eligible to compete:

Date---Bowl Game---Location---Conference Tie-Ins

Dec. 20---Tropical Smoothie Café Frisco Bowl---Frisco, Texas---MW/MAC/C-USA vs. AAC

Dec. 21---New Mexico Bowl---Albuquerque, N.M.---MW vs. C-USA

Dec. 21---Mitsubishi Motors Las Vegas Bowl---Las Vegas---MW vs. Pac-12

Dec. 24---Hawai'i Bowl---Honolulu---MW/BYU vs. AAC

Dec. 27---Cheez-It Bowl^---Phoenix---Pac-12 vs. Big 12

Dec. 28---Goodyear Cotton Bowl^---Arlington, Texas---At-large vs. At-large

Dec. 30---Redbox Bowl^---Santa Clara, Calif.---Pac-12 vs. BIG

Dec. 31---NOVA Home Loans Arizona Bowl---Tucson, Ariz.---MW vs. MAC

Jan. 3---Famous Idaho Potato Bowl---Boise, Idaho---MW vs. MAC

Jan. 4---Lockheed Martin Armed Forces Bowl---Fort Worth, Texas---MW vs. BIG

* New Year's Six bowl game

^ Backup bowls for Mountain West

SDSU LANDS FOUR PLAYERS ON 2019 MW PRESEASON TEAM

Four San Diego State football players were named to the 2019 Mountain West Preseason All-Conference Team, the league announced in July at the Mountain West Football Media Summit in Las Vegas. The four preseason selections - offensive lineman Keith Ismael, linebacker Kyahva Tezino, Warrior (safety) Tariq Thompson and running back Juwan Washington - are the third most in the league.

The all-conference team and preseason poll are voted on by media representatives who cover the conference.

Ismael is a two-time all-Mountain West selection, including a first-team pick last year as a sophomore and a second-team selection in 2017 as a freshman. Last season, Ismael started all 12 games he appeared in, including six games at center, five at right guard and once at left guard. He was also named the team's offensive lineman of the year and was on the Pro Football Focus Mountain West Offensive Team of the Year.

Tezino is coming off a fantastic junior season in 2018 when he had 127 tackles (70 solo), including 14.5 tackles for loss, 8.5 sacks and 17 quarterback hurries, en route to earning first-team all-Mountain West honors. Tezino, who won the John Simcox Memorial Trophy Most Valuable Player, the Byron H. Chase Memorial Trophy Defensive Player of the Year and the Dr. R. Hardy/C.E. Peterson Memorial Trophy Captain Award at the team's postseason banquet, had 24 more tackles than No. 2 on the team and a remarkable 67 more than No. 3. His 127 tackles were the third most by an Aztec junior in program history and the eighth most in SDSU single-season history.

Tezino led the Mountain West and ranked 29th in FBS play in solo tackles per game, and was third in the league (35th in FBS) in sacks per game (0.65) and fourth (26th in FBS) in tackles per game (9.77). Tezino, who was the only San Diego State player to play every snap last season, put together two different three-game streaks with at least 10 tackles a year ago.

Thompson recorded 60 tackles (38 solo) a year ago, including five tackles for loss, two interceptions for 41 yards, eight pass breakups, two forced fumbles and a fumble recovery. Thompson, who has started all 26 games since arriving to campus as a true freshman in 2017 at one of the Warrior positions (safety) in Rocky Long's 3-3-5 defense, was a second-team all-MW pick for a second straight year in 2018 and also a member of the Pro Football Focus Mountain West Defensive Team of the Year for the second consecutive season.

Washington, meanwhile, rushed 199 times for 999 yards (5.0 avg.) with 10 touchdowns last year, despite missing 4 ½ games with an injury. An honorable mention MW selection in 2018, Washington ranked

second in the MW and 13th in FBS in rushing yards per game (111.0, min. 190 att.), second (30th in FBS) in rush avg. (5.0, min. 190 att.), tied for fourth (T-57th in FBS) in rushing touchdowns (10), fifth (64th in FBS) in rushing yards (999) and eighth in total touchdowns (10). According to Pro Football Focus, Washington ranked 33rd in FBS (No. 4 in MW) with 41 forced missed tackles and 34th (No. 2 in MW) in 15-yard runs (15), despite the missed games.

Additionally, San Diego State was picked to finish second in the West Division with 106 points and seven first-place votes, just 16 points behind defending champion Fresno State's 122 (and 17 first-place votes). The Aztecs have been picked to either finish first or second in the West Division all seven years of division play.

SDSU, which averaged a predicted finish of 6.5 from 2005-12, has ended up at or better than its predicted finish in eight of the last 10 seasons and 11 times over the past 14 years. San Diego State has won two of the last four Mountain West titles (2015 and 2016) and three of the past seven (also 2012).

Following Fresno State (122) and San Diego State (106) in the West Division was Nevada (74), Hawai'i (67 and the other first-place vote), UNLV (51) and San José State (21).

Boise State has been picked to win the Mountain Division for the seventh consecutive season after making the MW championship game last year for just the second time since 2014. The Broncos lost to Fresno State, 19-16, in the 2018 MW Championship game at Albertsons Stadium in Boise, Idaho. BS picked up 15 first-place votes in the Mountain Division and 120 total, followed by Utah State (108 and six first-place votes), Air Force (73), Wyoming (66), Colorado State (52) and New Mexico (22).

Notes: SDSU has 66 of the 100 first-place votes in the West Division (66.0 pct.) over the last four seasons (since 2016) and 93 of the 130 votes (71.5 pct.) over the last five seasons (since 2015) ... In the last six seasons (since 2014), SDSU has 108 first-place votes after picking up just seven first-place votes combined over the first 15 years in the league ... San Diego State placed multiple players on both the preseason offensive and defensive teams for the first time since 2016 (the Aztecs won the league that season) and for just the second time over the last 15 seasons ... SDSU placed multiple players on the offensive all-conference team for a fifth consecutive season ... San Diego State has a defensive player on the preseason all-MW team for the eighth time in the last nine seasons ... WAR Tariq Thompson and OL Keith Ismael are the first Aztec juniors to be selected on the all-conference team since PK John Baron II (2017), and the first offensive or defensive junior since Damontae Kazee and Donnel Pumphrey in 2015 ... Thompson (two-time second-team all-MW pick) and Ismael are each on the preseason all-MW team for a second straight season.

2019 Mountain West Preseason Poll

West Division

1. Fresno State (17 first-place votes) - 122
2. San Diego State (3) - 106
3. Nevada - 74
4. Hawai'i (1) - 67
5. UNLV - 51
6. San José State - 21

Mountain Division

1. Boise State (15) - 120
2. Utah State (6) - 108
3. Air Force - 73
4. Wyoming - 66
5. Colorado State - 52
6. New Mexico - 22

2019 Mountain West Football Preseason All-Conference Team

Preseason Offensive Player of the Year: Jordan Love, Jr., QB, Utah State

Preseason Defensive Player of the Year: Curtis Weaver, Jr., DL, Boise State

Preseason Special Teams Player of the Year: Cooper Rothe, Sr., PK, Wyoming

Offense

QB Jordan Love, Jr., Utah State
 WR John Hightower, Sr., Boise State
 WR Cedric Byrd II, Sr., Hawai'i
 RB Juwan Washington, Sr., San Diego State
 RB Toa Taua, So., Nevada
 OL Ezra Cleveland, Jr., Boise State
 OL John Malchon, Sr., Boise State
 OL Jake Nelson, Sr., Nevada
 OL Keith Ismael, Jr., San Diego State
 OL Justin Polu, Sr., UNLV
 TE Jared Rice, Sr., Fresno State

Defense

DL Jordan Jackson, Jr., Air Force
 DL David Moe, Sr., Boise State
 DL Curtis Weaver, Jr., Boise State
 DL Tipa Galeai, Sr., Utah State
 LB Mykal Walker, Sr., Fresno State
 LB Kyahva Tezino, Sr., San Diego State
 LB David Woodward, Jr., Utah State
 DB Jeremy Fejedelem, Sr., Air Force
 DB Juju Hughes, Sr., Fresno State
 DB Tariq Thompson, Jr., San Diego State
 DB DJ Williams, So., Utah State

Specialists

P Ryan Stonehouse, Jr., Colorado State
 PK Cooper Rothe, Sr., Wyoming
 KR/PR Savon Scarver, Jr., Utah State

AZTECS NAME TEAM CAPTAINS

San Diego State football has named seniors Ryan Agnew, Parker Houston and Kyahva Tezino as its captains for the 2019 campaign.

Agnew went 6-1 as the starting quarterback last season, passing for 1,651 yards and 10 touchdowns. Agnew, who played in 12 of the team's 13 games, was chosen as the team's Byron H. Chase Memorial Trophy winner for the team's offensive player of the year. Agnew's .857 winning percentage is the sixth highest among active FBS quarterbacks entering the 2019 campaign (min. 7 games started). Agnew led the MW and ranked 10th in FBS last year in passing yards per completion (14.36).

Houston is coming off a junior season in 2018 when he started all 13 games at tight end, recording 16 passes for 178 yards (11.1 avg.), two touchdowns and a 2-point conversion. Houston, who last month was named to the Mackey Award Watch List (outstanding collegiate tight end) and the Wuerffel Trophy Watch List (community service, athletic and academic achievement), has played in 36 straight games (second-longest streak on the team) and has started 24 for his career.

Tezino is coming off a fantastic 2018 season when he had 127 tackles (70 solo), including 14.5 tackles for loss, 8.5 sacks and 17 quarterback hurries, en route to earning first-team all-Mountain West honors. Tezino, who won the John Simcox Memorial Trophy Most Valuable Player, the Byron H. Chase Memorial Trophy Defensive Player of the Year and the Dr. R. Hardy/C.E. Peterson Memorial Trophy Captain Award at the team's postseason banquet, led the Mountain West and ranked 29th in FBS play in solo tackles per game, and was third in the league (35th in FBS) in sacks per game (0.65) and fourth (26th in FBS) in tackles per game (9.77). He is on three preseason watch lists in 2019, including the Bednarik Award (college defensive player of the year), Nagurski Award (defensive player of the year) and the Butkus Award (nation's best linebacker).



MOUNTAIN WEST

2019 MW Standings

West Division

	MW	Pct.	Overall	Pct.
San Diego State	5-2	.714	8-2	.800
Hawai'i	4-3	.571	7-4	.636
Nevada	3-3	.500	6-4	.600
Fresno State	2-4	.333	4-6	.400
San José State	1-5	.167	4-6	.400
UNLV	0-6	.000	2-8	.200

Mountain Division

	MW	Pct.	Overall	Pct.
Boise State	6-0	1.000	9-1	.900
Air Force	5-1	.833	8-2	.800
Utah State	5-1	.833	6-4	.600
Wyoming	3-3	.500	6-4	.600
Colorado State	3-3	.500	4-6	.400
New Mexico	0-6	.000	2-8	.200

This/Last Week in the Mountain West

Friday, Nov. 15

*at San Diego State 17, Fresno State 7

Saturday, Nov. 16

*Hawai'i 21, at UNLV 7

*at Utah State 26, Wyoming 21

*Air Force 38, at Colorado State 21

*at Boise State 42, New Mexico 9

Friday, Nov. 22

*Colorado State at Wyoming, 7:30 p.m. MT ESPN2

Saturday, Nov. 23

*Air Force at New Mexico, Noon MT ESPN3

*San José State at UNLV, 1 p.m. PT AT&T

*Nevada at Fresno State, 7:30 p.m. PT ESPN2

*Boise State at Utah State, 8:30 p.m. MT CBSN

*San Diego State at Hawai'i, 6 p.m. HT Facebook

Mountain West Bowl Tie-Ins

Gildan New Mexico Bowl vs. C-USA

Dec. 21 ESPN Noon MT Albuquerque, N.M.

Mitsubishi Motors Las Vegas Bowl vs. Pac-12

Dec. 21 ABC 4:30 p.m. PT Las Vegas, Nev.

Sofi Hawai'i Bowl vs. American or BYU

Dec. 24 ESPN 3 p.m. HT Honolulu, Hawaii

Nova Home Loans Arizona Bowl vs. Sun Belt

Dec. 31 CBSN TBA Tucson, Ariz.

Famous Idaho Potato Bowl vs. MAC

Jan. 3 ESPN 1:30 p.m. MT Boise, Idaho

Lockheed Martin Armed Forces Bowl vs. Big Ten

Jan. 4 ESPN 10:30 a.m. CT Fort Worth, Texas

Charting the Opponents

Weber State (8-3, 7-1 Big Sky)

A.31 at San Diego State	L, 0-6
S.7 Cal Poly*	W, 41-24
S.14 at Nevada	L, 13-19
S.28 Northern Iowa	W, 29-17
0.5 at Idaho*	W, 41-35
0.12 Southern Utah*	W, 29-14
0.19 Northern Arizona*	W, 52-21
0.26 at UC Davis*	W, 36-20
N.2 at Sacramento State*	W, 36-17
N.9 North Dakota*	W, 30-27
N.16 at Montana*	L, 16-35
N.23 Idaho State*	2 p.m. MT

UCLA (4-6, 4-3 Pac-12)

A.29 at Cincinnati	L, 14-24
S.7 San Diego State	L, 14-23
S.14 Oklahoma	L, 14-48
S.21 at Washington State*	W, 67-63
S.28 at Arizona*	L, 17-20
0.5 Oregon State*	L, 31-48
0.17 at Stanford*	W, 34-16
0.26 Arizona State*	W, 42-32
N.2 Colorado*	W, 31-14
N.16 at Utah*	L, 3-49
N.23 at USC*	TBA
N.30 California	TBA

New Mexico State (1-9, Independent)

A.31 at Washington State	L, 7-58
S.7 at Alabama	L, 10-62
S.14 San Diego State	L, 10-31
S.21 at New Mexico	L, 52-55
S.28 Fresno State	L, 17-30
0.5 Liberty	L, 13-20
0.12 at Central Michigan	L, 28-42
0.26 at Georgia Southern	L, 7-41
N.9 at Ole Miss	L, 3-41
N.16 Incarnate Word	W, 41-28
N.23 UTEP	2 p.m. MT
N.30 at Liberty	2 p.m. ET

Utah State (6-4, 5-1 MW)

A.30 at Wake Forest	L, 35-38
S.7 Stony Brook	W, 62-7
S.21 at San Diego State*	W, 23-17
S.28 Colorado State*	W, 34-24
0.5 at LSU	L, 6-42
0.19 Nevada*	W, 36-10
0.26 at Air Force*	L, 7-31
N.2 Brigham Young	L, 14-42
N.9 at Fresno State*	W, 37-35
N.16 Wyoming*	W, 26-21
N.23 Boise State*	8:30 p.m. MT
N.30 at New Mexico*	2 p.m. MT

Colorado State (4-6, 3-3 MW)

A.30 vs. Colorado @Denver	L, 31-52
S.7 Western Illinois	W, 38-13
S.14 at Arkansas	L, 34-55
S.21 Toledo	L, 35-41
S.28 at Utah State*	L, 24-34
0.5 San Diego State*	L, 10-24
0.11 at New Mexico*	W, 35-21
0.26 at Fresno State*	W, 41-31
N.2 UNLV*	W, 37-17
N.16 Air Force*	L, 21-38
N.22 at Wyoming*	7:30 p.m. MT
N.29 Boise State*	1:30 p.m. ET

Wyoming (6-4, 3-3 MW)

A.31 Missouri	W, 37-31
S.7 at Texas State	W, 23-14
S.14 Idaho	W, 21-16
S.21 at Tulsa	L, 21-24
S.28 UNLV*	W, 53-17
0.12 at San Diego State*	L, 22-26
0.19 New Mexico*	W, 23-10
0.26 Nevada*	W, 31-3
N.9 at Boise State*	L, 17-20 (OT)
N.16 at Utah State*	L, 21-26
N.22 Colorado State*	7:30 p.m. MT
N.30 at Air Force*	Noon MT

San José State (4-6, 1-5 MW)

A.29 Northern Colorado	W, 35-18
S.7 Tulsa	L, 16-34
S.21 at Arkansas	W, 31-24
S.27 at Air Force*	L, 24-41
0.4 New Mexico*	W, 32-21
0.12 at Nevada*	L, 38-41
0.19 San Diego State*	L, 17-27
0.26 at Army West Point	W, 34-29
N.2 Boise State*	L, 42-52
N.9 at Hawai'i*	L, 40-42
N.23 at UNLV*	1 p.m. PT
N.30 Fresno State*	TBA

UNLV (2-8, 0-6 MW)

A.31 Southern Utah	W, 56-23
S.7 Arkansas State	L, 17-43
S.14 at Northwestern	L, 14-30
S.28 at Wyoming*	L, 17-53
0.5 Boise State*	L, 13-38
0.12 at Vanderbilt	W, 34-10
0.18 at Fresno State*	L, 27-56
0.26 San Diego State*	L, 17-20
N.2 at Colorado State*	L, 17-37
N.16 Hawai'i*	L, 7-21
N.23 San José State*	1 p.m. PT
N.30 at Nevada*	Noon PT

Nevada (6-4, 3-3 MW)

A.30 Purdue	W, 34-31
S.7 at Oregon	L, 6-77
S.14 Weber State	W, 19-13
S.21 at UTEP	W, 37-21
S.28 Hawai'i*	L, 3-54
0.12 San José State*	W, 41-38
0.19 at Utah State*	L, 10-36
0.26 at Wyoming*	L, 3-31
N.2 New Mexico*	W, 21-10
N.9 at San Diego State*	W, 17-13
N.23 at Fresno State*	7:30 p.m. PT
N.30 UNLV*	Noon PT

Fresno State (4-6, 2-4 MW)

A.31 at USC	L, 23-31
S.7 Minnesota	L, 35-38 (ot)
S.21 Sacramento State	W, 34-20
S.28 at New Mexico State	W, 30-17
0.12 at Air Force*	L, 24-43
0.18 UNLV*	W, 56-27
0.26 Colorado State*	L, 31-41
N.2 at Hawai'i*	W, 41-38
N.9 Utah State*	L, 35-37
N.15 at San Diego State*	L, 7-17
N.23 Nevada*	7:30 p.m. PT
N.30 at San José State*	TBA

Hawai'i (7-4, 4-3 MW)

A.24 Arizona	W, 45-38
S.7 Oregon State	W, 31-28
S.14 at Washington	L, 20-52
S.21 Central Arkansas	W, 35-16
S.28 at Nevada*	W, 54-3
0.12 at Boise State*	L, 37-59
0.19 Air Force*	L, 26-56
0.26 at New Mexico*	W, 45-31
N.2 Fresno State*	L, 38-41
N.9 San José State*	W, 42-40
N.16 at UNLV*	W, 21-7
N.23 San Diego State*	6 p.m. HT
N.30 Army West Point	7:30 p.m. MT

Brigham Young (6-4, Independent)

A.29 Utah	L, 12-30
S.7 at Tennessee	W, 29-26 (2ot)
S.14 USC	W, 30-27 (ot)
S.21 Washington	L, 19-45
S.28 at Toledo	L, 21-28
0.12 at South Florida	L, 23-27
0.19 Boise State	W, 28-25
N.2 at Utah State	W, 42-14
N.9 Liberty	W, 31-24
N.16 Idaho State	W, 42-10
N.23 at UMass	Noon ET
N.30 at San Diego State	6 p.m. PT

LONG'S SITUATIONAL RECORD

Overall	144-106
at San Diego State	79-37
at New Mexico	65-69
Home	82-46
San Diego, Calif.	43-17
Albuquerque, N.M.	39-29
Road	59-54
at San Diego State	33-16
Neutral	3-6
Scoring 41+ Points	36-1
Scoring 20+ Points	138-43
Allowing 20- Points	91-16
Conference Games	92-60
MW Games	91-53
3-Point or Closer	25-18
7-Point or Closer	54-41

THE LONG FACTOR

Below is a look at the two seasons prior to Rocky Long joining the SDSU staff, the next two seasons in which he served as the Aztecs' defensive coordinator and the last eight-plus seasons in which he is the head coach (and defensive coordinator):

Category	2007-08	09-10	11-19
Record	6-18	13-12	79-37
MW Record	3-13	7-9	51-19
Opp. PPG	35.8	26.1	21.7
Opp. Total Offense/G	479.5	367.3	334.5

BOWL GAMES AS A COACH

San Diego State	UCLA
2018 Frisco Bowl	1998 Cotton Bowl
2017 Armed Forces Bowl	
2016 Las Vegas Bowl	
2015 Hawai'i Bowl	
2014 Poinsettia Bowl	
2013 Famous Idaho Potato Bowl	
2012 Poinsettia Bowl	
2011 New Orleans Bowl	
2010 Poinsettia Bowl	
New Mexico	
2007 New Mexico Bowl	
2006 New Mexico Bowl	
2004 Emerald Bowl	
2003 Las Vegas Bowl	
2002 Las Vegas Bowl	

MOUNTAIN WEST VICTORIES

Rk.	Name, Team	Wins
1.	Rocky Long, UNM-SDSU*	141
2.	Troy Calhoun, Air Force*	94
3.	Gary Patterson, TCU	77
4.	Bryan Harsin, Boise State*	61
5.	Sonny Lubick, Colorado State	59

Includes all victories while team was in the league since the inception of the MW.

* - indicates current active coach in the MW



ROCKY LONG

Three-Time Mountain West Coach of the Year (2002, 2012, 2015)

Ninth Season As San Diego State Head Coach (79-37) | 11th Season As Def. Coord. At SDSU
20th Season Overall As Head Coach (144-106)

DID YOU KNOW?

- Was one of four NCAA players who visited U.S. servicemen in Vietnam in the summer of 1971, spending two weeks visiting different U.S. bases
- Bobby Knight paid Long a home visit and recruited the two-sport athlete to play basketball at Army
- Left New Mexico as the all-time leading rusher (2,071 yards) and threw just 23 interceptions in 30 career games

COACHING HIGHLIGHTS

- Has the most all-time victories in the Mountain West with 141 (three of his previous 144 wins came in the WAC).
- Was named the Mountain West Coach of the Year in 2002, 2012 and 2015.
- In his 20th season as a head coaching experience and has spent 20-plus seasons as a defensive coordinator.

AT SAN DIEGO STATE

- Became San Diego State's 18th head football coach on Jan. 12, 2011.
- Was the defensive coordinator at SDSU from 2009-10.
- In 2012, led the Aztecs to a share of the Mountain West title at 7-1. It was San Diego State's first Mountain West championship and first league title since 1998. The Aztecs then won the MW title in 2015, defeating Air Force, 27-24, in the MW Championship game and again in 2016 in a 27-24 win at Wyoming.

COACHING PRIOR TO SAN DIEGO STATE

- Compiled a school-record 65 victories and led the Lobos to five bowl game appearances in his final seven seasons. His teams were bowl eligible in seven of his last eight campaigns.
- In his final nine seasons in Albuquerque, Long's defensive units ranked among the top 30 in fewest yards allowed six times and among the top 40 against the rush every year. In both 2001 and 2003, New Mexico's defense ranked fifth nationally in fewest rushing yards allowed per game.
- While at New Mexico, he coached 13 players selected in the NFL Draft, 10 players who earned All-America honors and had a MW-high 34 first-team all-conference selections since 2003.
- Prior to accepting the head coaching position at New Mexico, Long served as defensive coordinator for 12 seasons at three different schools. He was the defensive coordinator for two years under Bob Toledo at UCLA in 1996-97, for five seasons at Oregon State from 1991-95, and for five campaigns at Wyoming from 1981-85.
- Also served as an assistant coach at TCU, with the CFL's British Columbia team and started his career at New Mexico as a graduate assistant coach in 1972.

PLAYING EXPERIENCE:

- Originally a defensive back, Long became a three-year starter at quarterback for the Lobos from 1969-71. He earned team most valuable player honors and was the Western Athletic Conference Offensive Player of the Year as a senior.
- Long played professionally in the CFL with British Columbia in 1972-73 and 1975-76. He also competed in the World Football League with the Detroit Wheels in 1974.
- Attended Alta Loma High School in Alta Loma, Calif.

PERSONAL:

- Both of Long's daughters are head coaches at the university level. Roxanne was hired in July of 2012 as the head women's basketball coach at Rogers State University (NAIA) in Claremore, Okla., after four years in the same position at Texas Lutheran (NCAA Division III). Hannah, meanwhile, is the head volleyball coach at Southwestern University, an NCAA Division III school in Georgetown, Texas. She is a four-time conference coach of the year, having compiled a 306-79 (.795) record in 10 years, including a pair of regional finals appearances in 2008 and 2009.

Rocky Long Head Coaching Record

Year	Record	League	Finish	Home	Away	Neutral	Bowl Game
1998	New Mexico 3-9	1-7	7th, WAC	2-4	1-5		
1999	New Mexico 4-7	3-4	T-5th, MW	3-3	1-4		
2000	New Mexico 5-7	3-4	T-5th, MW	3-3	2-4		
2001	New Mexico 6-5	4-3	T-3rd, MW	4-2	2-3		
2002	New Mexico 7-7	5-2	2nd, MW	5-1	2-5	0-1	Las Vegas Bowl, UCLA (L, 13-27)
2003	New Mexico 8-5	5-2	2nd, MW	5-2	3-2	0-1	Las Vegas Bowl, Oregon State (L, 14-55)
2004	New Mexico 7-5	5-2	2nd, MW	3-2	4-2	0-1	Emerald Bowl, Navy (L, 19-34)
2005	New Mexico 6-5	4-4	T-4th, MW	2-3	4-2		
2006	New Mexico 6-7	4-4	5th, MW	3-5	3-2		New Mexico Bowl, San José State (L, 12-20)
2007	New Mexico 9-4	5-3	T-3rd, MW	6-1	3-3		New Mexico Bowl, Nevada (W, 23-0)
2008	New Mexico 4-8	2-6	T-6th, MW	3-3	1-5		
UNM TOTALS	65-69	41-41		39-29	26-37	0-3	1-4
Year	Record	League	Finish	Home	Away	Neutral	Bowl Game
2011	San Diego State 8-5	4-3	4th, MW	4-3	4-1	0-1	New Orleans Bowl, La.-Lafayette (L, 30-32)
2012	San Diego State 9-4	7-1	T-1st, MW	6-2	3-2		Poinsettia Bowl, Brigham Young (L, 6-23)
2013	San Diego State 8-5	6-2	2nd, MW-West	3-3	4-2	1-0	Famous Idaho Potato Bowl, Buffalo (W, 49-24)
2014	San Diego State 7-6	5-3	T-1st, MW-West	6-1	1-5		Poinsettia Bowl, Navy (L, 16-17)
2015	San Diego State 11-3	8-0	1st, MW	6-1	4-2	1-0	Hawai'i Bowl, Cincinnati (W, 42-7)
2016	San Diego State 11-3	6-2	1st, MW	5-1	5-2	1-0	Las Vegas Bowl, Houston (W, 35-10)
2017	San Diego State 10-3	6-2	2nd, MW-West	5-2	4-0	0-1	Armed Forces Bowl, Army West Point (L, 35-42)
2018	San Diego State 7-6	4-4	4th, MW-West	5-2	2-2	0-1	Frisco Bowl, Ohio (L, 0-27)
2019	San Diego State 8-2	5-2		3-2	5-0		
SDSU TOTALS	79-37	51-19		43-17	33-16	3-3	3-5
OVERALL TOTALS	144-106	92-60		81-46	59-53	3-6	4-8

AZTEC COACHING STAFF



Jeff Horton

FIELD

Assoc. HC/OC/RBs, 9th Year (Nevada '81)

- Spent the final five games of 2011 as the interim head coach at Minnesota, leading the Gophers to a 2-3 record (team was 1-6 before his promotion) with victories over bowl-bound Illinois and Iowa.
- Also had head coaching stints at UNLV (1994-98) and Nevada (1993).
- Started his collegiate coaching career in 1984 as a graduate assistant at Minnesota under legendary head coach Lou Holtz.



Zach Arnett

BOX

DC/Linebackers, 9th Year (New Mexico '09)

- Was promoted to defensive coordinator in January of 2018 and will coach the linebackers for the sixth year in a row.
- Played collegiately for four seasons at New Mexico under current San Diego State head coach Rocky Long.
- Served as a team captain for the Lobos as a senior in 2008, helping UNM rank 36th nationally in rushing defense.
- Also excelled in the classroom, earning first-team Academic All-America honors in 2008.



Ron Caragher

FIELD

TEs/Passing Game Coordinator, 2nd Year (UCLA '90)

- Returns to the sidelines this season after spending the 2018 campaign as the Aztecs' on-campus recruiting coordinator and quality control for the offense.
- Served as head coach for San José State (2013-16) and the University of San Diego (2007-12), compiling an overall record of 63-52 in 10 seasons.
- Guided USD to a trio of Pioneer Football League co-championships (2007, 2011, 2012).



Hunkie Cooper

FIELD

Wide Receivers, 5th Year (UNLV '91)

- Previously served as the head coach at Canyon Springs High School (Las Vegas, Nev.) from 2009-14.
- Led CSHS to the Sunrise Region playoffs all six seasons and was a three-time Northeast Sunrise Divisional Coach-of-the-Year honoree.
- Was selected the fifth-greatest player in Arena Football League history by the league's Silver Anniversary Committee.
- Played under current offensive coordinator and associate head coach Jeff Horton at UNLV.



Doug Deakin

FIELD

Special Teams Coordinator, 2nd Year (SDSU '10)

- Enters his second year as the Aztecs' special teams coordinator and also coached the tight ends during the 2018 campaign.
- Spent three years as the assistant for football operations with the Aztecs from 2014-17.
- Also served as a graduate assistant with the SDSU program from 2011-13, working with the defense and special teams.
- A former walk-on at San Diego State who played in 24 games on special teams in 2009-10.



Brady Hoke

FIELD

Defensive Line, 3rd Year (Ball State '82)

- Spent two seasons as San Diego State's head coach (2009-10), earning Mountain West Coach of the Year honors in 2010.
- Coached 18 all-MW performers during his first stint with the Aztecs as well as 25 conference all-academic recipients.
- Has amassed 34 years of coaching experience at the collegiate level including 12 seasons as a FBS head coach at Michigan (2011-14), San Diego State (2009-10) and Ball State (2003-08).



Blane Morgan

BOX

Quarterbacks, 5th Year (Air Force '99)

- Previously coached 12 seasons at Air Force, including his final seven as the Falcons' offensive coordinator/quarterbacks coach.
- Helped the Falcons rank 24th in the nation in pass efficiency rating (139.1) and third in yards per completion (14.8) from 2007-14.
- Air Force made a bowl game in seven of the eight years he served as the offensive coordinator, while posting a 59-44 (.573 record).
- Is the only QB in Air Force history to guide the Falcons to an outright conference title.



Richard Sanchez

FIELD

Safeties, 2nd Year (New Mexico State '93)

- Spent nine years as head coach at local prep powerhouse St. Augustine High School, compiling a program-record 83 victories (2009-17).
- Led the Saints to two CIF San Diego Section titles, three runner-up finishes and five Eastern League crowns.
- Served 11 years as an assistant in the collegiate ranks at Sacramento State (2005-08), Valparaiso (2004) and USD (2002-03).
- Coached three all-MW offensive linemen as a graduate assistant at SDSU from 2000-01.



Mike Schmidt

FIELD

Offensive Line, 8th Year (SDSU '09)

- A 2009 graduate of San Diego State, who served as a graduate assistant coach in 2010 and 2011.
- Since joining the staff as a full-time assistant in 2012, SDSU ranks 15th nationally in rushing yardage per game (216.9).
- A former walk-on on the defensive line who earned four letters at SDSU from 2005-08 as an offensive lineman.
- Was a team captain as a senior.



Demetrius Sumler

BOX

Cornerbacks, 4th Year (Colorado '11)

- Was elevated to a full-time assistant coach in 2018 and will work with the Aztec cornerbacks for the second straight season after spending two years as a graduate assistant.
- Completed his final season of eligibility at Central Washington in 2012, earning first-team all-conference honors at running back after leading the Wildcats to their seventh league title over a 10-year span.
- Also won three letters at Colorado from 2007-09, making 14 starts in 36 games played.

SAN DIEGO STATE ROSTER

Alphabetical			Numerical							
No.	Name	Pos.	No.	Name	Pos.	Ht.	Wt.	Yr.	Exp.	Hometown (High School/College)
9	Agnew, Ryan	QB	2	Matt Araiza	K/P	6-2	195	Fr.	RS	San Diego, Calif. (Rancho Bernardo High)
38	Aleki, Andrew	LB	3	Carson Baker	QB	6-3	190	Fr.	RS	San Diego, Calif. (Helix High)
40	• Alves, Andrew	FB	4	Jordan Brookshire	QB	6-2	215	Jr.	TR	Santa Rosa, Calif. (Cardinal Newman High/Laney CC)
2	Araiza, Matt	K/P	5	Mark Salazar	QB	6-3	190	So.	SQ	San Diego, Calif. (Rancho Bernardo High)
70	Bagayoko, Ladj	OL	6	Dominic Benson	WR	6-2	200	Jr.	TR	Woodbridge, Va. (Woodbridge High/Ventura College)
3	Baker, Carson	QB	7	Joe Green	QB	6-4	205	Fr.	HS	Sammamish, Wash. (Skyline High)
57	Banks, Keshawn	DL	9	Ryan Agnew	QB	6-0	200	Sr.	3L	Southlake, Texas (Carroll High)
16	Barcoo, Luq	CB	10	Neil Boudreau	S	6-3	210	Jr.	SQ	Irvine, Calif. (University High)
35	• Barfield, Cedarius	CB	10	Noah Tumblin	CB	6-2	175	Fr.	HS	San Diego, Calif. (Mira Mesa High)
21	Bell, Chance	RB	11	Brienne Penny	WR	6-3	190	Fr.	HS	Norwalk, Calif. (Narbonne High)
33	• Bell, Greg	RB	12	Nolen Harris	CB	6-0	185	Sr.	SQ	San Diego, Calif. (Patrick Henry High/San Diego Mesa College)
88	Bellinger, Daniel	TE	13	Isaiah Richardson	WR	6-1	190	So.	SQ	Palmdale, Calif. (Chaminade College Prep)
6	Benson, Dominic	WR	14	Tariq Thompson	S	6-0	200	Jr.	2L	San Diego, Calif. (St. Augustine Prep)
50	Bernard, Turner	LS	15	Jordan Byrd	RB	5-9	170	So.	1L	Albuquerque, N.M. (Manzano High)
75	Bessent, Desmond	OL	16	Luq Barcoo	CB	6-1	175	Sr.	1L	San Diego, Calif. (Castle Park High/Grossmont College)
90	Blake, Jeffrey	LB	17	Eric Wilson	CB	6-0	185	Jr.	TR	Oceanside, Calif. (El Camino High/Riverside City College)
78	• Booth, Jalen	OL	18	Trenton Thompson	S	6-2	200	Jr.	2L	Palm Springs, Calif. (Palms High)
40	• Bornes, Josh	LB	19	Kyron White	S	5-11	180	Fr.	HS	Fort Worth, Texas (Arlington High)
10	• Boudreau, Neil	S	20	Rashad Scott	S	6-2	195	So.	1L	San Diego, Calif. (Helix High)
37	• Bracy, TyRee	CB	21	Chance Bell	RB	5-10	185	So.	1L	Burbank, Calif. (John Burroughs High)
49	• Bringuet, Josh	DL	22	Chase Jasmin	RB	5-11	195	Jr.	2L	Agoura Hills, Calif. (Westlake High)
4	Brookshire, Jordan	QB	23	Darren Hall	CB	6-0	180	So.	1L	Pasadena, Calif. (Rancho Cucamonga High)
48	• Brown, Adonis	S	24	Allan Mwata	S	6-0	190	Fr.	RS	Las Vegas, Nev. (Liberty High)
41	• Busbee, BJ	WR	24	Zidane Thomas	RB	5-11	205	Fr.	RS	Peoria, Ariz. (Centennial High)
15	Byrd, Jordan	RB	26	Lasse Engel	CB	5-10	180	Fr.	RS	Stuttgart, Germany (Waldschule Degerloch)
77	Capra, Jacob	OL	26	Kaegun Williams	RB	5-9	190	So.	1L	Cedar Hill, Texas (Cedar Hill High)
55	• Capra, Joey	OL	27	Kyree Woods	S	6-0	190	Sr.	3L	Mesa, Ariz. (Chandler High)
42	Cassidy, Troy	LB	29	Juwan Washington	RB	5-7	190	Sr.	3L	Fort Worth, Texas (Kennedale High)
31	• Celestine, Dav Vaughn	S	30	Justin Dinka	RB	5-11	180	Fr.	HS	Flower Mound, Texas (Marcus High)
68	Cheatum, Myles	DL	31	Dav Vaughn Celestine	S	6-0	185	Fr.	HS	Placentia, Calif. (El Dorado High)
85	Collins, Chaz	WR	31	Nash Devan	WR	5-10	175	Fr.	RS	Chatsworth, Calif. (Chaminade Prep)
53	Kyle Continente	K	32	Taylor Hawkins	S	6-1	205	Jr.	2L	Palm Springs, Calif. (Palm Springs High)
61	Crenshaw-Dickson, Brandon	OL	32	Connor McBride	FB	6-2	235	So.	RS	Irvine, Calif. (Woodbridge High/Saddleback College)
81	• Dedeaux, Ethan	WR	33	Greg Bell	RB	6-0	205	Jr.	TR	Chula Vista, Calif. (Bonita Vista High/Nebraska)
31	• Devan, Nash	WR	33	Patrick McMorris	S	6-0	180	Fr.	HS	Santa Ana, Calif. (Santa Ana High)
30	Dinka, Justin	RB	34	Isaac Lessard	FB	6-3	230	Sr.	3L	Sacramento, Calif. (Jesusit High)
79	Dixon, Daishawn	OL	35	Cedarius Barfield	CB	5-11	190	Fr.	RS	El Paso, Texas (El Dorado High)
45	• Draeger, Wyatt	DE	35	Grady Vazquez	FB	6-1	235	Jr.	SQ	Ramona, Calif. (Ramona High)
73	Dunkle, William	OL	36	Dwayne Johnson Jr.	S	6-2	215	Jr.	2L	Murrieta, Calif. (Vista Murrieta High)
48	• Duru, Koby	WR	37	TyRee Bracy	CB	5-10	175	Fr.	RS	Milpitas, Calif. (Milpitas High)
26	• Engel, Lasse	CB	37	Jurne Smith	WR	6-2	190	Fr.	HS	San Diego, Calif. (University City High)
39	Fountain, Garret	LB	38	Andrew Aleki	LB	6-3	230	Jr.	2L	Honolulu, Hawaii (Kamehameha High)
7	Green, Joe	QB	39	Garret Fountain	LB	6-4	215	Fr.	HS	Turlock, Calif. (Turlock High)
56	Gudino, Dominic	OL	40	Andrew Alves	FB	6-2	225	Fr.	RS	San Diego, Calif. (St. Augustine High)
23	Hall, Darren	CB	40	Josh Bornes	LB	6-0	210	Fr.	RS	Vista, Calif. (San Marcos High)
12	Harris, Nolen	CB	41	BJ Busbee	WR	5-8	155	So.	1L	Long Beach, Calif. (St. Anthony High)
32	• Hawkins, Taylor	S	41	Sammy Morrison	CB	5-10	175	Sr.	TR	Leesburg, Va. (Gonzaga College High/Univ. of Arizona)
74	Hegeduis, Nolan	OL	42	Troy Cassidy	LB	6-3	230	Sr.	3L	Carlsbad, Calif. (Carlsbad High)
59	• Heicklen, Brandon	P	43	Jasper Kadlec	WR	6-4	200	Fr.	HS	Santa Ynez, Calif. (Santa Ynez High)
47	Himphill, Kaelin	LB	43	Seydrick Lakalaka	LB	6-1	230	So.	1L	Kalihi, Hawaii (Punahou High)
69	Hines, Sam	DL	44	Kyahva Tezino	LB	6-0	235	Sr.	3L	Los Angeles, Calif. (Salesian High)
82	Houston, Parker	TE	45	Wyatt Draeger	DL	6-4	245	Fr.	HS	Reno, Nev. (Reno High)
60	Ismael, Keith	OL	45	Jesse Matthews	WR	6-0	190	Fr.	RS	San Diego, Calif. (Christian High)
22	Jasmin, Chase	RB	46	Michael Shawcroft	LB	6-2	225	Fr.	HS	San Diego, Calif. (Helix High)
62	Jimenez, Jacob	OL	47	Kaelin Himphill	LB	6-2	225	Jr.	1L	Hillsboro, Ore. (Liberty High)
36	Johnson Jr., Dwayne	S	48	Adonis Brown	S	6-0	175	So.	TR	Sherman Oaks, Calif. (Chaminade Prep/Texas Tech)
43	• Kadlec, Jasper	WR	48	Koby Duru	WR	6-2	195	So.	TR	La Puente, Calif. (Bishop Amat High/Montana State)
94	Kapiko, Liloa	DL	49	Josh Bringuet	DL	6-4	245	Jr.	SQ	San Jose, Calif. (Bellarmine Prep)
96	Kothe, Elijah	WR	49	Charlie Rogers	FB	6-2	220	Fr.	HS	Loomis, Calif. (Del Oro High)
43	• Lakalaka, Seydrick	LB	50	Turner Bernard	LS	6-1	225	Jr.	2L	Glendale, Ariz. (Mountain Ridge High)
59	• Lakes, Keyvon	LB	52	Jalil Lecky	DL	6-5	240	Jr.	RS	Antioch, Calif. (Heritage High/College of San Mateo)
87	Landphere, Anthony	TE	53	Kyle Continente	K	6-2	170	Jr.	TR	Nipomo, Calif. (Mission Prep/Ventura College)
52	Lecky, Jalil	DL	54	Caden McDonald	LB	6-3	230	So.	1L	Hastlet, Texas (Northwest High)
34	Lessard, Isaac	FB	55	Joey Capra	OL	6-4	300	Fr.	HS	Auburn, Calif. (Placer High)
86	Macklin, Isaiah	WR	55	Cliffon Styles	LB	5-10	205	Fr.	HS	Pflugerville, Texas (Hendrickson High)
84	Mailangi, Sefo	TE	56	Dominic Gudino	OL	6-3	300	Jr.	2L	Chula Vista, Calif. (Olympian High)
64	Martinez, Chris	OL	57	Keshawn Banks	DL	6-4	270	So.	1L	Rio Rancho, N.M. (Rio Rancho High)
45	• Matthews, Jesse	WR	58	Connor Mitchell	DL	6-5	260	So.	1L	Island Lakes, Ill. (Wauconda High)
32	• McBride, Connor	FB	59	Brandon Heicklen	P	6-0	190	Sr.	2L	Tarzana, Calif. (El Camino Real High/Santa Monica College/Boise State)
54	McDonald, Caden	LB	59	Keyvon Lakes	LB	6-3	215	Fr.	HS	North Las Vegas, Nev. (Canyon Springs High)

Numerical

No.	Name	Pos.	Ht.	Wt.	Yr.	Exp.	Hometown (High School/College)
60	Keith Ismael	OL	6-3	310	Jr.	2L	Oakland, Calif. (Sacred Heart Cathedral Prep)
61	Brandon Greshaw-Dickson	OL	6-6	260	Fr.	HS	Inglewood, Calif. (Narbonne High)
62	Jacob Jimenez	OL	6-5	300	Sr.	TR	Pflugerville, Texas (Pflugerville High/Brigham Young)
63	Daniel Okpoko	DL	6-5	260	Fr.	RS	Saskatoon, Saskatchewan, Canada (St. Joseph's High)
64	Chris Martinez	OL	6-4	305	So.	SQ	Turlock, Calif. (Pitman High)
65	Cameron Thomas	DL	6-5	260	Fr.	RS	Carlsbad, Calif. (Carlsbad High)
66	Jonah Tavai	DL	6-0	315	So.	TR	Manhattan Beach, Calif. (Mira Costa High/El Camino College)
67	Kyle Trombley	OL	6-5	260	Fr.	HS	Yorba Linda, Calif. (Yorba Linda High)
68	Myles Cheatum	DL	6-2	265	Sr.	2L	Cedar Park, Texas (Cedar Park High)
69	Sam Hines	DL	6-2	260	Fr.	RS	New Orleans, La. (Saint Mary's College High (Calif.))
70	Ladji Bagayoko	OL	6-4	305	So.	SQ	Saint-Laurent, Quebec, Canada (Bishop Alemany High (Calif.))
71	Kyle Spalding	OL	6-6	300	Jr.	1L	McKinleyville, Calif. (McKinleyville High)
72	Alama Uluave	OL	6-2	300	So.	1L	Laie, Hawaii (Punahou High)
73	William Dunkle	OL	6-5	350	Fr.	RS	Chula Vista, Calif. (Eastlake High)
74	Nolan Hegeduis	OL	6-6	275	Fr.	HS	Laguna Hills, Calif. (Laguna Hills High)
75	Desmond Bessent	OL	6-7	310	So.	SQ	Tampa, Fla. (Sickles High)
76	Zachary Thomas	OL	6-5	300	Jr.	1L	Carlsbad, Calif. (Carlsbad High)
77	Jacob Capra	OL	6-5	315	Jr.	TR	Auburn, Calif. (Placer High/Oregon)
78	Jalen Booth	OL	6-4	355	Jr.	TR	San Diego, Calif. (San Diego High/San Diego Mesa College)
78	Dylan Taylor	DL	6-3	255	Fr.	HS	Los Angeles, Calif. (Cathedral High)
79	Daishawn Dixon	OL	6-5	330	Sr.	3L	San Antonio, Texas (William Howard Taft High)
80	TJ Sullivan	WR	6-0	195	Fr.	RS	San Diego, Calif. (Mt. Carmel High)
81	Ethan Dedeaux	WR	5-9	185	So.	1L	Las Vegas, Nev. (Liberty High)
82	Parker Houston	TE	6-3	250	Sr.	3L	Sparks, Nev. (Edward C. Reed High)
83	Alex Wilson	TE	6-4	250	So.	1L	Corte Madera, Calif. (Redwood High)
84	Sefo Mailangi	TE	6-4	250	Jr.	TR	Huntington Beach, Calif. (Edison High/Saddleback College)
85	Chaz Collins	WR	5-10	185	Sr.	SQ	Pasadena, Calif. (Pasadena High/Arizona State)
86	Isiah Macklin	WR	6-5	215	Jr.	2L	Las Vegas, Nev. (Green Valley High)
87	Anthony Landphere	TE	6-5	220	Fr.	HS	Mountain View, Calif. (St. Francis High)
88	Daniel Bellinger	TE	6-6	250	So.	1L	Las Vegas, Nev. (Palo Verde High)
89	Nic McTear	TE	6-5	250	Fr.	RS	Frisco, Texas (Heritage High)
90	Jeffrey Blake	LB	6-4	230	Fr.	HS	Norcross, Ga. (Greater Christian High)
91	Kahi Neves	DL	6-4	235	So.	TR	Orem, Utah (Timpview High/Snow College)
92	Kobe Smith	WR	6-2	190	So.	1L	Compton, Calif. (Junipero Serra High)
94	Liloa Kapiko	DL	6-5	235	Fr.	HS	Honolulu, Hawaii (St. Louis High)
95	Nassir Sims	DL	6-2	295	Fr.	HS	Goodyear, Ariz. (Desert Edge High)
96	Elijah Kothe	WR	6-4	205	So.	1L	Las Vegas, Nev. (Faith Lutheran High)
97	Daniel To'oto'o	DL	6-3	230	Fr.	HS	Mesa, Ariz. (Skyline High)
98	Shawn Nielsen	DL	6-2	265	Fr.	HS	Newport Beach, Calif. (JSerra Catholic High)
99	Justin Yi	OL	6-3	280	Fr.	RS	Sunnyvale, Calif. (Homestead High)

Alphabetical

No.	Name	Pos
33	• McMorris, Patrick	S
89	McTear, Nic	TE
58	Mitchell, Connor	DL
41	• Morrison, Sammy	CB
24	• Mwata, Allan	S
91	• Neves, Kahi	LB
98	Nielsen, Shawn	DL
63	Okpoko, Daniel	DL
11	Penny, Brionne	WR
13	• Richardson, Isaiah	WR
49	• Rogers, Charlie	FB
5	Salazar, Mark	QB
20	Scott, Rashad	S
46	Shawcroft, Michael	LB
95	Sims, Nassir	DL
37	Smith, Jerne	WR
92	Smith, Kobe	WR
71	Spalding, Kyle	OL
55	• Styles, Clifton	LB
80	Sullivan, TJ	WR
66	Tavai, Jonah	DL
78	• Taylor, Dylan	DL
44	Tezino, Kyahva	LB
65	Thomas, Cameron	DL
76	Thomas, Zachary	OL
24	• Thomas, Zidane	RB
14	Thompson, Tariq	S
18	Thompson, Trenton	S
97	To'oto'o, Daniel	DL
67	Trombley, Kyle	OL
10	• Tumblin, Noah	CB
72	Uluave, Alama	OL
35	• Vazquez, Grady	FB
29	Washington, Juwan	RB
19	White, Kyron	S
26	• Williams, Kaegun	RB
83	Wilson, Alex	TE
17	Wilson, Eric	CB
27	Woods, Kyree	S
99	Yi, Justin	OL

• - Duplicate Number

COACHING STAFF

Rocky Long (New Mexico '74) Head Coach, 9th season as head coach at SDSU/11th overall; **Jeff Horton** (Nevada '81) Associate Head Coach/Offensive Coordinator/Running Backs, 5th season as offensive coordinator/9th overall; **Zach Arnett** (New Mexico '09) Defensive Coordinator/Linebackers, 2nd season as defensive coordinator/6th season/9th overall; **Ron Caragher** (UCLA '90) Tight Ends/Passing Game Coordinator, 1st season/2nd overall; **Hunkie Cooper** (UNLV '91) Wide Receivers, 5th season; **Doug Deakin** (San Diego State '10) Special Teams Coordinator, 2nd season as special teams coordinator/2nd season/9th overall; **Brady Hoke** (Ball State '82), Defensive Line, 3rd season; **Blane Morgan** (Air Force '99) Quarterbacks, 5th season; **Richard Sanchez** (New Mexico State, '93), Secondary, 2nd season; **Mike Schmidt** (San Diego State '09) Offensive Line, 8th season/10th overall; **Demetrius Sumler** (Colorado '11), Cornerbacks, 2nd season/4th overall; **Adam Hall** (San Diego State '05) Assistant Athletic Director for Strength & Conditioning, 8th season; **Jashon Sykes** (Colorado '02) Assistant Athletic Director - Football Operations, 7th season; **Gary Bernardi** (Cal State Northridge, '76) Offensive Analyst, 1st season; **Kevin McGarry** (USD '79) On-Campus Recruiting Coordinator/Offensive Quality Control Coach, 9th season; **Jerome Haywood** (San Diego State '02) Asst. On-Campus Recruiting Coordinator/Defensive Quality Control Coach, 2nd season; **Jackson Eskierka** (San Diego State '17), Graduate Assistant, 3rd season; **Austen Jacobs** (Texas A&M '14), Graduate Assistant, 2nd season; **Jordan Thomas** (San Diego State '13), Graduate Assistant, 2nd season; **Derrick Baker** (San Diego State '14), Assistant Strength & Conditioning, 4th season; **Orin Catrett** (San Diego State '09), Assistant Strength & Conditioning, 3rd season

PRONUNCIATION GUIDE

No. 2 Matt Araiza	Ah-RIZE-ah	No. 44 Kyahva Tezino	Key-AH-va Tuh-ZEENO	No. 74 Nolan Hegeduis	Heh-jeh-diss
No. 10 Neil Boudreau	BOO-droh	No. 47 Kaelin Himphill	himp-FILL	No. 75 Desmond Bessent	BESS-ent
No. 11 Brionne Penny	BREE-on	No. 48 Koby Duru	DUH-rew	No. 81 Ethan Dedeaux	DAY-doh
No. 14 Tariq Thompson	TAH-reek	No. 49 Josh Bringuel	bring-GALE	No. 91 Kahi Neves	ka-HEE NEV-izz
No. 16 Luq Barcoo	Luke Bar-ko	No. 51 Andrew Alves	Alvz	No. 94 Liloa Kapiko	LEE-lo-ah Kuh-PEEK-oh
No. 24 Allan Mwata	Mah-wahita	No. 52 Jalil Lecky	JAH-leel	No. 97 Elijah Kothe	CODY
No. 31 Davaughn Celestine	Sell-es-teen	No. 56 Dominic Gudino	GOO-deeno	No. 97 Daniel To'oto'o	Toe-oh toe-oh
No. 34 Issac Lessard	luh-SARD	No. 60 Keith Ismael	Iz-MALE	---	---
No. 37 Jerne Smith	Journey	No. 63 Daniel Okpoko	OH-poke-oh	Jashon Sykes	JAY-shawn
No. 38 Andrew Aleki	UH-leck-ee	No. 62 Alama Uluave	ALL-ah-mah OOO-loo-ahvay		
No. 43 Seydrick Lakalaka	SAID-rick LOCK-AH-LOCK-AH	No. 70 Ladji Bagayoko	LAWD-jee BAH-gah-yo-ko		

SDSU TWO-DEEP vs. HAWAI'I

Players in red are returning starters from the 2018 season. Underlined players are newcomers or freshmen who redshirted last year.

OFFENSE

LEFT TACKLE (LT)	GP	GS
71 Kyle Spalding, 6-6, 300, Jr.*	26	11
or77 <u>Jacob Capra, 6-5, 315, Jr.-TR</u>	<u>25</u>	<u>7</u>
LEFT GUARD (LG)	GP	GS
79 Daishawn Dixon, 6-5, 330, Sr.***	49	35
64 Chris Martinez, 6-4, 305, So.-SQ	0	0
CENTER (C)	GP	GS
60 Keith Ismael, 6-3, 310, Jr.**	35	35
62 <u>Jacob Jimenez, 6-5, 300, Sr.-TR</u>	<u>16</u>	<u>0</u>
RIGHT GUARD (RG)	GP	GS
73 <u>William Dunkle, 6-5, 350, Fr.-RS</u>	<u>10</u>	<u>9</u>
56 Dominic Gudino, 6-3, 300, Jr.**	22	15
RIGHT TACKLE (RT)	GP	GS
76 Zachary Thomas, 6-5, 300, Jr.*	25	8
75 <u>Desmond Bessent, 6-7, 310, So.-SQ</u>	<u>2</u>	<u>0</u>
TIGHT END (Y)	GP	GS
88 Daniel Bellinger, 6-6, 250, So.*	19	8
82 Parker Houston, 6-3, 250, Sr.***	46	31
WIDE RECEIVER (X)	GP	GS
92 Kobe Smith, 6-2, 190, So.*	22	9
13 Isaiah Richardson, 6-1, 190, So.-SQ	11	0
QUARTERBACK (QB)	GP	GS
9 Ryan Agnew, 6-0, 200, Sr.***	37	17
3 <u>Carson Baker, 6-3, 190, Fr.-RS</u>	<u>0</u>	<u>0</u>
RUNNING BACK (RB)	GP	GS
29 Juwan Washington, 5-7, 190, Sr.***	43	16
or15 <u>Jordan Byrd, 5-9, 170, So.*</u>	<u>20</u>	<u>5</u>
21 Chance Bell, 5-10, 185, So.*	14	1
or22 <u>Chase Jasmin, 5-11, 195, Jr.**</u>	<u>36</u>	<u>4</u>
26 Kaegun Williams, 5-9, 190, So.*	17	1
H-BACK (F)	GP	GS
34 Isaac Lessard, 6-3, 230, Sr.***	30	11
or82 Parker Houston, 6-3, 250, Sr.***	46	32
WIDE RECEIVER (Z)	GP	GS
45 <u>Jesse Matthews, 6-0, 190, Fr.-RS</u>	<u>10</u>	<u>8</u>
80 <u>TJ Sullivan, 6-0, 195, Fr.-RS</u>	<u>5</u>	<u>1</u>
WIDE RECEIVER (E)	GP	GS
81 Ethan Dedeaux, 5-9, 185, So.*	18	10
41 BJ Busbee, 5-8, 155, So.	20	0

SPECIAL TEAMS

PUNTER (P)	GP	GS
59 Brandon Hecklen, 6-0, 190, Sr.**	36	36
2 <u>Matt Araiza, 6-2, 195, Fr.-RS</u>	<u>10</u>	<u>0</u>
PLACKICKER (PK)	GP	GS
2 <u>Matt Araiza, 6-2, 195, Fr.-RS</u>	<u>10</u>	<u>10</u>
40 <u>Andrew Alves, 6-2, 225, Fr.-RS</u>	<u>6</u>	<u>0</u>
KICKOFFS (KO)	GP	GS
2 <u>Matt Araiza, 6-2, 195, Fr.-RS</u>	<u>10</u>	<u>10</u>
40 <u>Andrew Alves, 6-2, 225, Fr.-RS</u>	<u>6</u>	<u>0</u>
HOLDER (H)	GP	GS
59 Brandon Hecklen, 6-0, 190, Sr.**	36	23

DEFENSE

DEFENSIVE END (DE)	GP	GS
68 Myles Cheatum, 6-2, 265, Sr.**	39	21
58 Connor Mitchell, 6-5, 260, So.*	23	0
DEFENSIVE TACKLE (DT)	GP	GS
65 <u>Cameron Thomas, 6-5, 260, Fr.-RS</u>	<u>11</u>	<u>10</u>
66 <u>Jonah Tavai, 6-4, 315, So.-TR</u>	<u>10</u>	<u>0</u>
DEFENSIVE END (DE)	GP	GS
57 Keshawn Banks, 6-4, 270, So.*	22	10
52 <u>Jalil Lecky, 6-5, 240, Jr.-RS</u>	<u>5</u>	<u>0</u>
LINEBACKER (SAM)	GP	GS
54 Caden McDonald, 6-3, 230, So.*	23	7
43 Seyddrick Lakalaka, 6-1, 230, So.*	19	0
or47 <u>Kaelin Himphill, 6-2, 225, Jr.*</u>	<u>23</u>	<u>0</u>
MIDDLE LINEBACKER (MIKE)	GP	GS
44 Kyahva Tezino, 6-0, 235, Sr.***	45	28
46 <u>Michael Shawcroft, 6-2, 225, Fr.-HS</u>	<u>10</u>	<u>0</u>
LINEBACKER (WILL)	GP	GS
38 Andrew Aleki, 6-3, 230, Jr.**	34	6
42 Troy Cassidy, 6-3, 230, Sr.***	47	28
CORNERBACK (CB)	GP	GS
16 Luq Barcoo, 6-1, 175, Sr.*	21	10
12 Nolen Harris, 6-0, 185, Sr.-SQ	10	0
FIELD WARRIOR (FW)	GP	GS
14 Tariq Thompson, 6-0, 200, Jr.**	35	35
20 Rashad Scott, 6-2, 195, So.*	15	0
AZTEC (AZ)	GP	GS
36 Dwayne Johnson Jr., 6-2, 215, Jr.**	34	10
33 <u>Patrick Morris, 6-0, 180, Fr.-HS</u>	<u>6</u>	<u>0</u>
BOUNDARY WARRIOR (BW)	GP	GS
18 Trenton Thompson, 6-2, 200, Jr.**	34	12
32 Tayler Hawkins, 6-1, 205, Jr.**	33	8
CORNERBACK (CB)	GP	GS
23 Darren Hall, 6-0, 180, So.*	23	11
17 <u>Eric Wilson, 6-0, 185, Jr.-TR</u>	<u>3</u>	<u>0</u>

START CHART (OFF./DEF.)

Offense	2019	Streak	Career
Keith Ismael, OL	10	12	35
Daishawn Dixon, OL	10	10	35
Parker Houston, TE	7	1	31
Ryan Agnew, QB	10	10	17
Juwan Washington, RB	4	0	16
Dominic Gudino, OL	1	0	15
Kyle Spalding, OL	8	1	11
Isaac Lessard, FB	3	0	11
Ethan Dedeaux, WR	2	0	10
William Dunkle, OL	9	7	9
Kobe Smith, WR	7	7	9
Daniel Bellinger, TE	8	6	8
Zachary Thomas, OL	6	6	8
Jesse Matthews, WR	8	5	8
Jacob Capra, OL	6	0	7*
Elijah Kothe, WR	4	0	6
Jordan Byrd, RB	5	0	5
Chase Jasmin, RB	1	1	4
TJ Sullivan, WR	1	0	1
Chance Bell, RB	0	0	1
Kaegun Williams, RB	0	0	1

* One of Capra's career starts came at Oregon

Defense	2019	Streak	Career
Tariq Thompson, WAR	10	36	36
Kyahva Tezino, LB	10	28	28
Troy Cassidy, LB	8	0	28
Myles Cheatum, DL	10	10	21
Kyree Woods, CB/S	5	0	15
Trenton Thompson, WAR	4	4	12
Dwayne Johnson, AZ	10	10	11
Darren Hall, CB	8	8	11
Keshawn Banks, DL	10	10	10
Luq Barcoo, CB	10	10	10
Cameron Thomas, DL	10	10	10
Tayler Hawkins, WAR	3	0	8
Caden McDonald, LB	7	6	7
Andrew Aleki, LB	5	1	6

Career Starts (Off/Def)	'15	'16	'17	'18	'19	Total
Tariq Thompson, WAR	-	-	13	13	10	36
Daishawn Dixon, OL	RS	0	13	12	10	35
Keith Ismael, OL	-	RS	13	12	10	35
Parker Houston, TE	-	4	7	13	7	31
Kyahva Tezino, LB	RS	0	5	13	10	28
Troy Cassidy, LB	-	0	8	12	8	28
Myles Cheatum, DE	RS	0	8	3	10	21
Ryan Agnew, QB	RS	0	0	7	10	17
Juwan Washington, RB	RS	1	3	8	4	16
Kyree Woods, CB/S	-	0	0	10	5	15
Dominic Gudino, OL	-	-	6	8	1	15
Trenton Thompson, WAR	-	0	RS	8	4	12
Isaac Lessard, FB	RS	0	1	8	3	12
Dwayne Johnson, AZ	-	RS	1	0	10	11
Darren Hall, CB	-	-	RS	3	8	11
Kyle Spalding, OL	-	RS	0	3	8	11
Ethan Dedeaux, WR	-	-	RS	8	2	10
Keshawn Banks, DE	-	-	-	0	10	10
Luq Barcoo, CB	-	-	-	0	10	10
Cameron Thomas, DL	-	-	-	RS	10	10
William Dunkle, RG	-	-	-	RS	9	9
Kobe Smith, WR	-	-	-	-	2	7
Daniel Bellinger, TE	-	-	-	0	8	8
Jesse Matthews, WR	-	-	-	RS	8	8
Zachary Thomas, RG/TR	-	RS	0	2	6	8
Tayler Hawkins, WAR	-	RS	0	5	3	8
Caden McDonald, LB	-	-	RS	0	7	7
Jacob Capra, RT/LT	-	-	-	-	6	7*
Andrew Aleki, LB	-	-	0	1	6	6
Elijah Kothe, WR	-	-	-	2	4	6
Jordan Byrd, RB	-	-	-	0	5	5
Chase Jasmin, RB	-	RS	0	3	1	4
Isiah Macklin, WR	-	RS	2	1	0	3
TJ Sullivan, WR	-	-	-	RS	1	1
Chance Bell, RB	-	-	RS	1	0	1
Kaegun Williams, RB	-	-	RS	1	0	1

* One of Capra's career starts came at Oregon

Game 1

WEBER STATE	0	0	0	0	-	0
SAN DIEGO STATE	0	3	0	3	-	6

Aug. 31 | SDCCU Stadium | San Diego, Calif. | 6:05 p.m. PT | Attendance: 40,222



TEAM STATISTICS

	WSU	SDSU
FIRST DOWNS	5	14
Rushing	2	9
Passing	3	5
Penalty	0	0
NET YARDS RUSHING	35	130
Rushing Attempts	19	43
Average Per Rush	1.8	3.0
Rushing Touchdowns	0	0
Yards Gained Rushing	49	160
Yards Lost Rushing	14	30
NET YARDS PASSING	119	108
Completions-Attempts-Int	21-32-1	16-30-0
Average Per Attempt	3.7	3.6
Average Per Completion	5.7	6.8
Passing Touchdowns	0	0
TOTAL OFFENSE YARDS	154	238
Total offense plays	51	73
Average Gain Per Play	3.0	3.3
Fumbles: Number-Lost	0-0	2-1
Penalties: Number-Yards	5-31	2-10
PUNTS-YARDS	10-431	9-441
Average Yards Per Punt	43.1	49.0
Net Yards Per Punt	40.3	45.3
Inside 20	3	3
50+ Yards	1	5
Touchbacks	0	1
Fair catch	0	4
KICKOFFS-YARDS	1-65	3-195
Average Yards Per Kickoff	65.0	65.0
Net Yards Per Kickoff	40.0	36.3
Touchbacks	1	1
Fair Catch Yards	0	0
Punt returns: Number-Yards-TD	3-13-0	5-28-0
Average Per Return	4.3	5.6
Kickoff returns: Number-Yds-TD	2-61-0	0-0-0
Average Per Return	30.5	0.0
Interceptions: Number-Yds-TD	0-0-0	1-0-0
Fumble Returns: Number-Yds-TD	0-0-0	0-0-0
Miscellaneous Yards	0	0
Possession Time	27:58	32:02
1st Quarter	8:40	6:20
2nd Quarter	6:48	8:12
3rd Quarter	8:29	6:31
4th Quarter	4:01	10:59
Third-Down Conversions	3 of 15	5 of 20
Fourth-Down Conversions	0 of 2	1 of 3
Red-Zone Scores-Chances	0-0	2-3
Touchdowns	0-0	0-3
Field goals	0-0	2-3
Sacks By: Number-Yards	1-8	0-0
PAT Kicks	0-0	0-0
Field Goals	0-0	2-2
Points off turnovers	0	0

▶▶ GAME NOTES

Big Notes

- The Aztecs recorded their first shutout since beating Hawai'i, 55-0, on Nov. 5, 2016.
 - After the game, SDSU, Wisconsin, UCF, Maryland and Syracuse were the only teams to not allow a point this season.
 - San Diego State allowed just five first downs to Weber State, the fewest allowed in its Division I era (since 1969) (previous low was six, which happened twice; most recently Oct. 3, 2015 vs. Fresno State).
 - The six combined points are the fewest in an Aztec game in their Division I era (since 1969) (previous low was seven in a 7-0 win over UNLV on Nov. 8, 2003).
 - Tonight was just the third 6-0 score in since 2000.
 - San Diego State led wire-to-wire for the first time since defeating New Mexico, 35-10, on Nov. 24, 2017.
 - Tonight was the Aztecs' shortest game time wise (2:41) since Nov. 18, 2006 against TCU (2:40).
 - Out of Weber State's 51 plays, only one was inside SDSU territory, where the Aztecs stopped the Wildcats on fourth-and-1 on the SDSU 43.
 - SDSU allowed only 154 total yards, its fewest since allowing 142 at New Mexico on Nov. 3, 2018. It is the sixth time since 2015 that the Aztecs have allowed 154 or less yards.
 - San Diego State has now held an opponent to single-digits in scoring 13 times since 2015 (55 games).
- Season Opener Notes**
- San Diego State improved to 51-42-5 all-time in season-opening games, including a 26-24-1 mark in the Division I era (since 1969).
 - SDSU won its fifth consecutive opener that has been played at home. Over the five games, San Diego State has outscored its opponents, 150-27.

Aztecs Shut Out Weber State, 6-0, in Opener

SAN DIEGO -- Redshirt freshman Matt Araiza kicked two field goals and the San Diego State defense did the rest, as the Aztecs grinded out a tough 6-0 victory over Weber State in front of 40,222 fans at SDCCU Stadium.

The Aztecs limited the Wildcats to 154 total yards and five first downs to win their fifth straight season-opening game played at home. Weber State gained 35 yards rushing on 19 attempts, crossing midfield just once the entire evening.

SDSU, which totaled just 16 snaps on its first five possessions, finally generated some offense of its own in the second quarter, advancing 53 yards in 12 plays into the red zone at the Wildcat 17. Jordan Byrd opened the drive with runs of 13 and 15 yards, respectively, while Ryan Agnew connected with Jesse Matthews for six yards on a key 4th-and-3 situation down to the WSU 29. Moments later, the Aztecs crept closer thanks to an 11-yard scamper by Chance Bell.

However, SDSU was unable to overcome McKade Mitton's sack of Agnew, salvaging three points on 34-yard field goal by Araiza with 4:41 left before intermission.

After holding the Wildcats to a three-and-out, the Aztecs threatened on their next foray down the field as well, with Byrd chewing up another chunk of real estate on a 23-yard sweep down the left sideline to the Wildcat 39. Agnew followed with two quick completions, an 11-yarder to Elijah Kothe and an 8-yard hookup to Matthews, while a 3-yard run by Juwan Washington gave the Scarlet and Black a first down at the WSU 17.

SDSU could not capitalize on its prime field position, however, as Agnew's next three passes fell incomplete. Araiza was once again summoned for a field goal attempt, but an errant snap prevented the host school from padding its lead.

The score remained unchanged until Araiza split the uprights on a 29-yard field goal with just over four minutes elapsed in the fourth quarter, capping a 13-play, 40-yard march. Agnew kept the drive alive with a 12-yard scramble, as well as a 12-yard completion to Daniel Bellinger on a dangerous cross-field pass when it appeared the Aztec signal-caller would step out of bounds.

SDSU managed to move the chains further to the Wildcat 13 after Agnew bolted around left end and reached across the marker for a first down. However, the Aztecs could not find the end zone, as three straight rushes netted one yard.

Despite suffering three-and-outs on their next two possessions, Weber State still had two chances in the final three minutes to pull out the win.

After setting up shop on their own 35 following an SDSU punt, the Wildcats went for broke on the first play, but Tariq Thompson made a spectacular leaping interception of Wildcat quarterback Jake Constantine, who underthrew his intended receiver David Ames at the Aztec 35.

San Diego State could not put the victory on ice just yet, as Weber State forced a three-and-out, getting the ball back its own 21 with two minutes to go in the contest. After two passes gained just six yards, however, the Aztec defense came through once again, with Thompson fittingly breaking up the Wildcats' last gasp on fourth down.

The two teams combined for 19 punts in a game that took only 2 hours and 41 minutes to complete. Brandon Heicklen consistently flipped field position with an average of 49.0 yards on nine kicks, matching his career-best with a 58-yarder in the first quarter.

Despite running 22 more plays than the Wildcats (73-51), SDSU gained just 238 yards for the game, running for 130 yards on 43 attempts.

Individually, Washington finished with 55 yards on 22 carries, while Byrd totaled 50 yards on five rushes. In addition, Agnew completed 16 of 30 passes for an economical 108 yards, with Matthews, Kothe and Washington hauling in three receptions apiece.

On the other side of the ball, Dwayne Johnson Jr. led the Aztec defense with a career-high 12 tackles, including six solo efforts, while Troy Cassidy made seven stops of his own. Not to be outdone, Thompson tied his personal-best with three pass breakups.

With Thompson's pick, San Diego State has been even or has had an advantage in turnover margin in nine of its last 11 games.

>> SCORING SUMMARY

Qtr	Time	Team	Scoring Play	Plays	TOP	Score
2nd	4:41	SDSU	Araiza 34-yd field goal	12-53	5:19	0-3
4th	10:51	SDSU	Araiza 29-yd field goal	13-40	5:58	0-3

INDIVIDUAL STATISTICS

>> WEBER STATE

Rushing	Att	Yds	TD	Long	Avg
Jackson, K.	3	14	0	7	4.7
Constantine	3	8	0	10	2.7
Davis	8	7	0	12	0.9
Smith	3	7	0	5	2.3
Jenks	1	0	0	0	0.0
Shaheed	1	-1	0	0	-1.0
Totals	19	35	0	12	1.8

Passing	C-A-I	Yds	TD	Long	Sack
Constantine	21-31-1	119	0	31	0
Ames	0-1-0	0	0	0	0
Totals	21-32-1	119	0	31	0

Receiving	No.	Yds	TD	Long
Malone	4	17	0	11
Ames	4	17	0	8
Smith	4	17	0	6
Shaheed	3	11	0	5
Cooley	2	39	0	31
Davis	2	3	0	3
Jackson, I.	1	10	0	10
Jackson, K.	1	5	0	5
Totals	21	119	0	31

>> SAN DIEGO STATE

Rushing	Att	Yds	TD	Long	Avg
Washington	22	55	0	18	2.5
Byrd	5	50	0	23	10.0
Bell, C.	3	18	0	11	6.0
Agnew	9	13	0	14	1.4
Heicklen	1	-2	0	0	-2.0
Team	3	-4	0	0	-1.3
Totals	43	130	0	23	3.0

Passing	C-A-I	Yds	TD	Long	Sack
Agnew	16-30-0	108	0	12	1
Totals	16-30-0	108	0	12	1

Receiving	No.	Yds	TD	Long
Matthews	3	25	0	11
Kothe	3	24	0	11
Washington	3	14	0	6
Busbee	2	10	0	7
Houston	2	7	0	5
Bellinger	1	12	0	12
Dedeaux	1	8	0	8
K. Smith	1	8	0	8
Totals	16	108	0	12

Game 2

SAN DIEGO STATE	10	0	10	3	-	23
UCLA	7	0	7	0	-	14

Sept. 7 | Rose Bowl Stadium | Pasadena, Calif. | 1:17 p.m. PT | Attendance: 36,951



TEAM STATISTICS

	SDSU	UCLA
FIRST DOWNS	22	16
Rushing	3	5
Passing	15	10
Penalty	4	1
NET YARDS RUSHING	80	62
Rushing Attempts	47	32
Average Per Rush	1.7	1.9
Rushing Touchdowns	1	1
Yards Gained Rushing	112	96
Yards Lost Rushing	32	34
NET YARDS PASSING	293	199
Completions-Attempts-Int	23-31-0	24-35-0
Average Per Attempt	9.5	5.7
Average Per Completion	12.7	8.3
Passing Touchdowns	1	1
TOTAL OFFENSE YARDS	373	261
Total offense plays	78	67
Average Gain Per Play	4.8	3.9
Fumbles: Number-Lost	1-0	4-2
Penalties: Number-Yards	5-50	7-52
PUNTS-YARDS	5-191	5-223
Average Yards Per Punt	38.2	44.6
Net Yards Per Punt	29.6	41.2
Inside 20	3	0
50+ Yards	0	1
Touchbacks	0	0
Fair catch	0	1
KICKOFFS-YARDS	6-367	3-195
Average Yards Per Kickoff	61.2	65.0
Net Yards Per Kickoff	38.8	40.0
Touchbacks	5	3
Fair Catch Yards	0	0
Punt returns: Number-Yards-TD	1-17-0	2-43-0
Average Per Return	17.0	21.5
Kickoff returns: Number-Yds-TD	0-0-0	1-9-0
Average Per Return	0.0	9.0
Interceptions: Number-Yds-TD	0-0-0	0-0-0
Fumble Returns: Number-Yds-TD	1-3-0	0-0-0
Miscellaneous Yards	0	0
Possession Time	38:16	21:44
1st Quarter	12:04	2:56
2nd Quarter	9:02	5:58
3rd Quarter	7:25	7:35
4th Quarter	9:45	5:15
Third-Down Conversions	6 of 15	5 of 14
Fourth-Down Conversions	0 of 0	0 of 2
Red-Zone Scores-Chances	3-4	2-2
Touchdowns	1-4	2-2
Field goals	2-4	0-2
Sacks By: Number-Yards	3-18	2-16
PAT Kicks	2-2	2-2
Field Goals	3-4	0-1
Points off turnovers	10	0

▶▶ GAME NOTES

Big Notes

- San Diego State defeated UCLA for the first time in the 23 all-time series meetings between the two schools. The Aztecs series record against the Bruins is now 1-21-1.
- The 22-game winless streak by an FBS opponent against another FBS opponent is the longest streak snapped since Kentucky ended a 31-game streak against Florida on Sept. 8, 2018.
- San Diego State improved to 5-1 in its last six games against Pac-12 opponents. Since the start of the 2016 season, SDSU's five victories over Pac-12 opponents are the most for any G5 school against any Power 5 conference in the nation.
- The Aztec win percentage in Pac-12 games since the start of the 2016 campaign is 83.3 (5-1). That is the highest winning percentage by any team (including Pac-12 teams) against the conference during that period of time (min. 5 games).
- SDSU has five wins (5-1) over Pac-12 schools since the start of the 2016 campaign. That is one more Pac-12 win than Oregon State (4-23) has accumulated during that span.
- In the last 11 games in which San Diego State has been an underdog, the Aztecs have won the game outright eight times.
- SDSU held UCLA to 14 points, its fewest in the series since 1933.
- The 14 points allowed were the fewest against a Power 5 school since giving up 14 to Wisconsin on Sept. 16, 2006.
- San Diego State held UCLA to its lowest total offense (261) at home since Sept. 11, 2010 vs. No. 25 Stanford.
- The Aztecs held the Bruins to 21:44 of time of possession, which is just the fifth time this century that UCLA had the ball for 21:44 or less in a home game.
- San Diego State won its 12th consecutive game played during the month of September, which is the third-longest active streak nationally, trailing only Clemson (19) and Alabama (13).

SDSU Beats UCLA, 23-14, at Rose Bowl Stadium

PASADENA, Calif. — San Diego State's dominance against Pac-12 Conference teams continued while the Aztecs accomplished something that had alluded the program in its 97 years of existence.

Senior quarterback Ryan Agnew threw for a career-high 293 yards, redshirt freshman Matt Araiza booted three field goals and the Aztec defense limited UCLA to 261 yards and forced two turnovers as San Diego State defeated UCLA, 23-14, at the historic Rose Bowl.

The victory improved SDSU's record to 5-1 against Pac-10 competition since 2016 and gave the Aztecs the nation's top winning percentage against the conference during that span, while breaking a 22-game series winless streak against the Bruins (SDSU entered the game 0-21-1 against UCLA).

After UCLA took a 7-0 lead on its first possession, the Aztecs put together a 14-play drive to tie the game. Junior running back Chase Jasmin capped the lengthy drive with a 2-yard touchdown run. The 75-yard drive included three third-down conversions.

On the next possession, Aztec Dwayne Johnson delivered a jarring hit forcing a fumble that was recovered by Warrior Tariq Thompson and provided SDSU the ball at its 48-yard line. Seven plays later, the Aztecs took the lead for good when Araiza booted a 43-yard field goal late in the opening quarter.

After a scoreless second quarter, SDSU's defense forced a second turnover on UCLA's opening drive after intermission. Linebacker Kyahva Tezino's sack dislodged the ball and linebacker Caden McDonald made the recovery. It took the Aztecs just two plays to cash in as Agnew scrambled to his left and found receiver Kobe Smith, who got behind the defense and dragged multiple UCLA defenders the final five yards to complete the 34-yard touchdown strike.

Smith had a remarkable day. He caught seven passes for 131 yards in addition to the touchdown reception. In his previous 13 games, he had nine catches for 121 yards.

Trailing by 10 points, UCLA quickly marched down the field. On the Bruins most impressive drive of the day, they went 75 yards, picked up a key third-and-11 conversion along the way, and pulled within 17-14 following a 20-yard touchdown pass.

UCLA would not reach San Diego State territory again.

San Diego State added a pair of field goals for insurance. Late in the third quarter, the Aztecs put pass completions together of 19, 21 and 15 yards and settled for a 31-yard field goal to go up, 20-14.

The Aztecs completed the scoring midway through the fourth quarter with a classic Jeff Horton drive. SDSU led, 20-14, with 12:23 left when the drive started and owned a 23-14 advantage with just 5:29 to play at the conclusion. The SDSU offensive coordinator dialed up a 12-play, 65-yard drive that consumed 6:54, and resulted in an Araiza 25-yard field goal.

San Diego State's defense got stronger as the game progressed. In the fourth quarter, with UCLA trying to mount a comeback, the Aztecs allowed just 45 yards of total offense on 17 plays.

Warrior Taylor Hawkins led the Aztecs with a career-high 10 tackles, including two tackles or loss. Kyahva Tezino added nine tackles (seven solo), 1.5 tackles for loss, a sack and a forced fumble, while Johnson Jr. (7 TCK, 1 FF, 1 PBU) and Tariq Thompson had six solo stops with a fumble recovery and a pass breakup.

>>> SCORING SUMMARY

Qtr	Time	Team	Scoring Play	Plays	TOP	Score
1st	12:03	UCLA	Kelley 5-yd run (Molson kick)	4-41	1:18	0-7
1st	4:50	SDSU	Jasmin 2-yd run (Araiza kick)	14-75	7:13	7-7
1st	0:50	SDSU	Araiza 43-yd field goal	7-26	3:12	10-7
3rd	12:50	SDSU	K. Smith 34-yd pass f. Agnew (Araiza kick)	2-36	0:46	17-7
3rd	8:12	UCLA	Dulcich 20-yd pass f. Thompson-Robinson (Molson kick)	14-75	4:38	17-14
3rd	0:21	SDSU	Araiza 31-yd field goal	11-58	4:20	20-14
4th	5:29	SDSU	Araiza 25-yd field goal	12-65	6:54	23-14

INDIVIDUAL STATISTICS

>>> SAN DIEGO STATE

Rushing	Att	Yds	TD	Long	Avg
Washington	20	41	0	10	2.0
Byrd	10	19	0	6	1.9
Agnew	8	19	0	19	2.4
Jasmin	3	3	1	3	3.0
Bell, C.	3	1	0	3	0.3
Team	3	-3	0	0	-1.0
Totals	47	80	1	19	1.7

Passing	C-A-I	Yds	TD	Long	Sack
Agnew	25-31-0	293	1	34	2
Totals	25-31-0	293	1	34	2

Receiving	No.	Yds	TD	Long
Smith, K.	7	131	1	34
Mathews	5	59	0	20
Washington	4	34	0	21
Byrd	4	32	0	20
Houston	1	19	0	19
Jasmin	1	11	0	11
Kothe	1	7	0	7
Totals	23	293	1	34

>>> UCLA

Rushing	Att	Yds	TD	Long	Avg
Kelley	15	53	1	12	3.5
Felton	10	28	0	9	2.8
Thompson-Robinson	7	-19	0	3	-2.7
Totals	32	62	1	12	1.9

Passing	C-A-I	Yds	TD	Long	Sack
Thomp.-Robinson	24-35-0	199	1	24	3
Totals	24-35-0	199	1	24	3

Receiving	No.	Yds	TD	Long
Felton	7	36	0	11
Asiasi	4	43	0	17
Dulcich	3	37	1	20
Philips	3	35	0	24
Erwin	3	29	0	18
Kelley	2	2	0	3
Martinez	1	14	0	14
Cota	1	3	0	3
Totals	24	199	1	24

Game 3

SAN DIEGO STATE	7	10	7	7	-	31
NEW MEXICO STATE	0	0	10	0	-	10

Sept. 14 | Aggie Memorial Stadium | Las Cruces, N.M. | 6:07 p.m. MT | Attendance: 10,123



TEAM STATISTICS

	SDSU	NMSU
FIRST DOWNS	24	17
Rushing	17	4
Passing	7	13
Penalty	0	0
NET YARDS RUSHING	281	25
Rushing Attempts	47	24
Average Per Rush	6.0	1.0
Rushing Touchdowns	3	0
Yards Gained Rushing	292	80
Yards Lost Rushing	11	55
NET YARDS PASSING	116	299
Completions-Attempts-Int	17-26-1	26-41-2
Average Per Attempt	4.5	7.3
Average Per Completion	6.8	11.5
Passing Touchdowns	1	1
TOTAL OFFENSE YARDS	397	324
Total offense plays	73	65
Average Gain Per Play	5.4	5.0
Fumbles: Number-Lost	0-0	3-2
Penalties: Number-Yards	7-41	8-68
PUNTS-YARDS	5-203	4-177
Average Yards Per Punt	40.6	44.2
Net Yards Per Punt	32.4	43.2
Inside 20	2	1
50+ Yards	1	1
Touchbacks	1	0
Fair catch	1	2
KICKOFFS-YARDS	6-390	3-193
Average Yards Per Kickoff	65.0	64.3
Net Yards Per Kickoff	40.0	43.0
Touchbacks	6	2
Fair Catch Yards	0	0
Punt returns: Number-Yards-TD	1-4-0	2-16-0
Average Per Return	4.0	8.0
Kickoff returns: Number-Yds-TD	1-14-0	0-0-0
Average Per Return	14.0	0.0
Interceptions: Number-Yds-TD	2-17-0	1-3-0
Fumble Returns: Number-Yds-TD	1-45-0	0-0-0
Miscellaneous Yards	0	0
Possession Time	35:04	24:56
1st Quarter	10:21	4:39
2nd Quarter	10:49	4:11
3rd Quarter	6:13	8:47
4th Quarter	7:41	7:19
Third-Down Conversions	7 of 14	6 of 14
Fourth-Down Conversions	1 of 2	1 of 2
Red-Zone Scores-Chances	4-4	0-1
Touchdowns	4-4	0-1
Field goals	0-4	0-1
Sacks By: Number-Yards	6-40	0-0
PAT Kicks	4-4	1-1
Field Goals	1-1	1-1
Points off turnovers	14	0

▶▶ GAME NOTES

Big Notes

- SDSU improved to 3-0 for the third time in four seasons but just the fifth time since joining a major Division I conference (the Aztecs joined the WAC prior to the 1978 season).
- The last two times SDSU has opened 3-0 the team went on to finish 11-3 (2016) and 10-3 (2017).
- This is the first time an Aztec team has started with a 3-0 record with at least two of those victories coming on the road since 1981.
- SDSU had multiple 100-yard rushers (Jordan Byrd - 118 and Chance Bell - 116) for the 30th time in program history. The Aztecs are now 29-1 in school history when having multiple 100-yard rushers in the same game.
- Byrd and Bell became the 78th and 79th different 100-yard rushers in program history.
- San Diego State won its 13th consecutive game played during the month of September, which is the third-longest active streak in the country (Clemson (20), Alabama (17)).
- The Aztecs improved to 2-0 on the road in 2019 and are now 10-3 in its last 13 road games (with two Power 5 wins) and 17-5 in its last 22 road contests.
- SDSU's 18 road wins since 2015 are tied for the third most nationally.
- The Aztecs have allowed just 24 points through the first three games of the season, the fourth-lowest allowed in their Division I era (since 1969). Only the 1970 team (three points), 1972 squad (eight) and 1975 team (22 points) have allowed less through the first three games.
- San Diego State has won six straight games in the Mountain Time Zone.
- SDSU has won 21 of its last 30 (21-9) games, 28 of its last 39 (28-11), 41 of its last 53 (41-12) and 42 since the 2015 season (42-15).

Aztecs Run by New Mexico State, 31-10

SAN DIEGO --Jordan Byrd and Chance Bell combined for 244 yards and three touchdowns on the ground, and the San Diego State defense forced four turnovers in a 31-10 win over New Mexico State in Las Cruces, N.M.

Byrd, an Albuquerque, N.M., native, rushed for 118 yards and two touchdowns on 22 carries (5.4 avg.), while Bell chipped in with 116 yards and a touchdown on 17 attempts (6.8 avg.) as the duo each broke 100 yards for the first time of their career.

It was the 30th time in program history that the Aztecs (3-0) had multiple 100-yard rushers in the same game and the 16th time since Rocky Long became head coach in 2011.

SDSU outrushed the Aggies (0-3), 291-30, and dominated the time of possession, 35:04-22:20. San Diego State improved to 42-2 over the last 44 times it rushed for at least 200 yards.

Ryan Agnew finished 16-for-25 for 106 yards and a touchdown, while throwing the first interception of his career on the road. The Aztecs only passed four times in the second half.

Defensively, SDSU picked off NMSU quarterback Josh Adkins two times and recovered a pair of fumbles. San Diego State also finished with seven sacks, its most since also recording seven vs. Houston in the 2016 Las Vegas Bowl.

Luq Barcoo (1.0 TFL, 1 INT, 1 PBU), Troy Cassidy and Kyahva Tezino (1 INT) each had seven tackles apiece to pace the Aztec defense.

The SDSU starting defensive line of Cameron Thomas (6 TCK, 1.5 SCK, 1.5 TFL), Keshawn Banks (5 TCK, 2.0 SCK, 2.0 TFL, 1 PBU) and Myles Cheatum (4 TCK, 1.5 SCK, 1.5 TFL), meanwhile, combined for 15 tackles, five sacks, five tackles for loss and a pass breakup.

Darren Hall forced a pair of fumbles, while Dwayne Johnson Jr. and Tariq Thompson each recovered a fumble.

San Diego State jumped out to a 24-0 lead, first taking advantage of a New Mexico State fumble inside its own 5-yard line. On a third-and-goal situation from the 2, Agnew found a leaping Daniel Bellinger, who somehow pulled the ball down through the crowd for his first career touchdown.

In the second quarter, the Aztecs put together an impressive 11-play, 80-yard drive over 6:37, ending with a 1-yard touchdown run by Byrd. On the drive, Byrd rushed seven times for 49 yards.

SDSU put together a nice drive to end the half, starting at the Aggie 48 with 1:01 left, finishing with a 40-yard field goal by Matt Araiza and giving San Diego State a 17-0 lead at the half.

Early in the third quarter, Kyahva Tezino picked off Adkins and got all the way to the NMSU 29-yard line. Two plays later, Byrd punched it in from seven yards out for his first career multi-touchdown game.

New Mexico State stopped the bleeding with a 11-play, 75-yard drive, when Adkins found a streaking Robert Downs III for a 35-yard touchdown strike.

Down, 24-7, the Aggies rounded out the third quarter with a 46-yard field goal by Dylan Brown.

The Aztecs, however, answered with an 8-play, 75-yard drive, culminating with an 18-yard touchdown run by Bell for the final points of the game.

NMSU got all the way to the SDSU 19 on its ensuing drive, but Adkins' pass to Jared Wyatt on fourth-and-12 was incomplete.

New Mexico State tried one more time to close the gap late in the fourth quarter when Adkins found Shea Holebrook on first-and-10 on the San Diego State 34-yard line. Hall, however, knocked the ball out of Holebrook's hands. Tariq Thompson picked up the ball and ran it all the way to the Aggie 30, effectively sealing the Aztecs' victory.

SDSU improved to 3-0 for the third time in the last four seasons.

>>SCORING SUMMARY

Qtr	Time	Team	Scoring Play	Plays	TOP	Score
1st	10:18	SDSU	Bellinger 2-yd pass f. Agnew (Araiza kick)	3-3	1:24	7-0
2nd	9:55	SDSU	Byrd 1-yd run (Araiza kick)	12-80	6:37	14-0
2nd	0:01	SDSU	Araiza 40-yd field goal	6-26	1:00	17-0
3rd	8:43	SDSU	Byrd 7-yd run (Araiza kick)	2-29	0:32	24-0
3rd	4:55	NMSU	Downs III 35-yd pass f. Adkins (Brown kick)	11-75	3:48	24-7
3rd	0:23	NMSU	Brown 46-yd field goal	7-46	2:11	24-10
4th	11:11	SDSU	Bell 18-yd run (Araiza kick)	8-75	4:23	31-10

INDIVIDUAL STATISTICS

>>SAN DIEGO STATE

Rushing	Att	Yds	TD	Long	Avg
Byrd	22	118	2	16	5.4
Bell, C.	17	116	1	22	6.8
Jasmin	5	29	0	14	5.8
Agnew	3	18	0	7	6.0
Totals	47	281	3	22	6.0

Passing	C-A-I	Yds	TD	Long	Sack
Agnew	17-26-1	116	1	14	0
Totals	17-26-1	116	1	14	0

Receiving	No.	Yds	TD	Long
Kothe	4	34	0	14
Matthews	4	31	0	10
Smith, K.	3	26	0	13
Byrd	3	6	0	4
Bellinger	2	16	1	14
Houston	1	3	0	3
Totals	17	116	1	14

>>NEW MEXICO STATE

Rushing	Att	Yds	TD	Long	Avg
Huntley	8	36	0	22	4.5
Gibson	2	8	0	11	4.0
Mitchell	1	7	0	7	7.0
Adkins	13	-26	0	7	-2.0
Totals	24	25	0	22	1.0

Passing	C-A-I	Yds	TD	Long	Sack
Adkins	26-41-2	299	1	35	6
Totals	26-41-2	299	1	35	6

Receiving	No.	Yds	TD	Long
Nicholson	7	78	0	20
Clark	6	52	0	14
Lottie	5	29	0	9
Huntley	3	27	0	18
Downs III	1	35	1	35
Wyatt	1	35	0	35
Mitchell	1	34	0	34
Holebrook	1	9	0	9
Dan	1	0	0	9
Totals	26	299	1	35

Game 4

UTAH STATE	7	13	3	0	-	23
SAN DIEGO STATE	3	0	0	14	-	17

Sept. 21 | SDCCU Stadium | San Diego, Calif. | 7:37 p.m. PT | Attendance: 27,367



TEAM STATISTICS

	USU	SDSU
FIRST DOWNS	23	25
Rushing	6	10
Passing	16	14
Penalty	1	1
NET YARDS RUSHING	82	91
Rushing Attempts	27	46
Average Per Rush	3.0	2.0
Rushing Touchdowns	1	0
Yards Gained Rushing	97	174
Yards Lost Rushing	15	83
NET YARDS PASSING	293	281
Completions-Attempts-Int	30-47-0	20-37-1
Average Per Attempt	6.2	7.6
Average Per Completion	9.8	14.1
Passing Touchdowns	0	2
TOTAL OFFENSE YARDS	375	372
Total offense plays	74	83
Average Gain Per Play	5.1	4.5
Fumbles: Number-Lost	2-0	2-0
Penalties: Number-Yards	3-30	7-61
PUNTS-YARDS	4-159	4-157
Average Yards Per Punt	39.8	39.2
Net Yards Per Punt	36.5	39.2
Inside 20	2	1
50+ Yards	1	1
Touchbacks	0	0
Fair catch	2	1
KICKOFFS-YARDS	6-351	4-244
Average Yards Per Kickoff	58.5	61.0
Net Yards Per Kickoff	39.7	40.0
Touchbacks	1	1
Fair Catch Yards	0	0
Punt returns: Number-Yards-TD	0-0-0	2-13-0
Average Per Return	0.0	6.5
Kickoff returns: Number-Yds-TD	3-59-0	5-88-0
Average Per Return	19.7	17.6
Interceptions: Number-Yds-TD	1-48-1	0-0-0
Fumble Returns: Number-Yds-TD	0-0-0	0-0-0
Miscellaneous Yards	0	0
Possession Time	23:05	36:55
1st Quarter	3:19	11:41
2nd Quarter	6:25	8:35
3rd Quarter	7:07	7:53
4th Quarter	6:14	8:46
Third-Down Conversions	8 of 16	8 of 19
Fourth-Down Conversions	0 of 0	2 of 4
Red-Zone Scores-Chances	4-5	2-3
Touchdowns	1-5	1-3
Field goals	3-5	1-3
Sacks By: Number-Yards	4-58	0-0
PAT Kicks	2-2	2-2
Field Goals	3-4	1-1
Points off turnovers	7	0

▶▶ GAME NOTES

Streaks Snapped

- 13-game winning streak in the month of September (only trailed Clemson (21) and Alabama (18) for the longest active streak in the country)
- 10-game winning streak against Utah State (the 10-game winning streak was the longest active streak for the Aztecs against any current FBS opponent). SDSU is now 12-2 all-time against the Aggies.
- 6-game winning streak in conference openers
- 5-game winning streak against teams in the Mountain time zone
- 3-game winning streak against teams from the state of Utah

Team Notes

- SDSU has still won 21 of its last 31 (21-10) games, 28 of its last 40 (28-12), 41 of its last 54 (41-13) and 42 since the 2015 season (42-16).
- San Diego State dropped to 34-6 the last 40 times it had more time of possession than its opponent.
- The Aztecs held Utah State to 23 points (16 which came from the offense and special teams), its fewest in a game since a 26-20 loss vs. New Mexico State in the 2017 Arizona Bowl on Dec. 27. If you take away the seven points from the interception return for a touchdown, the Aggies' 16 points were their fewest since a 41-14 loss to Boise State on Oct. 28, 2017.
- SDSU held USU to its fewest yards (375) of the season and fewest since a 310-yard effort at Colorado State on Nov. 17, 2018.

Trends

- SDSU scored on its opening drive for the first time since Oct. 27, 2018 at Nevada.
- San Diego State's 16-play scoring drive to take a 3-0 lead was its longest since a 17-play drive vs. San José State on Oct. 20, 2018.

Aztecs Fall to Utah State, 23-17

SAN DIEGO — San Diego State had its three-game winning streak halted on Saturday after dropping a 23-17 decision to Utah State in the Mountain West opener for both teams at SDCCU Stadium.

Despite maintaining a sizeable advantage in time of possession (36:55-23:05) and a slight edge in first downs (25-23), the Aztecs were unable to overcome a 23-3 deficit, falling for just the second time in 14 all-time meetings vs. the Aggies.

Ryan Agnew completed 20 of 37 passes for 281 yards and two touchdowns but threw a costly pick-six on SDSU's second possession of the game, forcing the Scarlet and Black to play catch-up for the remainder of the contest.

Still, the Aztecs had a chance to win late, scoring a pair of fourth-quarter touchdowns on fourth-down plays before their final drive was snuffed out.

San Diego State looked to establish control early from the opening kickoff, marching 70 yards in 16 plays to the Utah State 5 before settling for a 22-yard Matt Araiza field goal at the 7:18 mark of the first quarter.

SDSU got the ball back after forcing a quick three-and-out, setting up shop at its own 36. Just three plays later, however, USU's Shaq Bond intercepted an Agnew pass and cut across the field through a swarm of would-be tacklers, sprinting down the left sideline into the end zone to put the visitors on top 7-3 with 6:55 to go in the opening period.

The Aggies increased their advantage to 13-3 in the second quarter on a pair of field goals by Dominik Eberle, who split the uprights from 30 and 29 yards out, respectively.

With halftime rapidly approaching, Utah State regained possession once again after yielding just one first down on the Aztecs' ensuing drive. The Aggies needed just 44 seconds to cover 70 yards in seven plays, capped by Jaylin Warren's 11-yard burst into the end zone that upped the margin to 20-3.

Incredibly, the Aztecs more than doubled the Aggies in time of possession but still trailed by 17 points heading into the locker room.

USU took the opening kickoff of the second half and advanced to the Aztec 15 before Eberle kicked a 32-yard field goal to give the Aggies a seemingly comfortable 23-3 cushion with just over four minutes elapsed in the third quarter.

Unfazed, the Aztecs began their belated comeback attempt with another lengthy 79-yard march early in the fourth quarter, but it wasn't easy. Facing a third-and-27 from the Aggie 36, Agnew completed a 11-yard strike to Jasmin before buying enough time on a subsequent scramble to find a wide-open Kobe Smith for a 25-yard touchdown pass that trimmed the deficit to 23-10.

San Diego State ceded just one first down on the next Utah State drive before getting the ball back at its own nine-yard line following a punt with 8:22 left in the game. From there Agnew quickly went to work, connecting with Smith for 20 yards, while Jesse Matthews made a circus catch for another 20 yards just two plays later. Facing a fourth-and-5 shortly thereafter, Isaiah Richardson got behind the Aggie secondary for an electrifying 49-yard touchdown reception, which suddenly tightened the score to 23-17 with 5:14 remaining.

USU had a chance to ice the game; however, Eberle's 42-yard field goal sailed wide right, giving the Aztecs one last shot with 1:18 to go.

SDSU gained 14 yards Smith's first-down reception but after three straight incompletions, the Aztecs turned the ball over on an intentional grounding play that dashed their comeback hopes.

Smith finished with seven catches for 102 yards, including his touchdown grab, while Bell gained 63 yards on 18 carries to pace the Aztec ground game.

On the other side of the ball, Darren Hall led the Scarlet and Black with nine tackles, including seven solo stops, while Kyahva Tezino made eight tackles of his own.

>>> SCORING SUMMARY

Qtr	Time	Team	Scoring Play	Plays	TOP	Score
1st	7:49	SDSU	Araiza 22-yd field goal	16-70	7:11	0-3
1st	6:00	USU	Bond 48-yd interception return (Eberle kick)	0-0	4:00	7-3
2nd	13:08	USU	Eberle 30-yd field goal	15-75	4:17	10-3
2nd	3:27	USU	Eberle 29-yd field goal	8-38	2:01	13-3
2nd	0:36	USU	Warren 11-yd run (Eberle kick)	7-80	0:39	20-3
3rd	10:53	USU	Eberle 32-yd field goal	13-57	4:00	23-3
4th	10:03	SDSU	K. Smith 25-yd pass f. Agnew (Araiza kick)	13-79	6:11	23-10
4th	5:19	SDSU	Richardson 49-yd pass f. Agnew (Araiza kick)	8-91	3:03	23-17

INDIVIDUAL STATISTICS

>>> UTAH STATE

Rushing	Att	Yds	TD	Long	Avg
Warren	17	74	1	12	4.4
Bright	6	18	0	12	3.0
Team	1	-1	0	0	-1.0
Love	3	-9	0	0	-3.0
Totals	27	82	1	12	3.0

Passing	C-A-I	Yds	TD	Long	Sack
Love	30-47-0	293	0	48	0
Totals	30-47-0	293	0	48	0

>>> SAN DIEGO STATE

Rushing	Att	Yds	TD	Long	Avg
Bell, C.	18	63	0	12	3.5
Jasmin	9	33	0	14	3.7
Byrd	10	20	0	6	2.0
Matthews	1	7	0	7	7.0
Agnew	8	-32	0	13	-4.0
Totals	46	91	0	14	2.0

Passing	C-A-I	Yds	TD	Long	Sack
Agnew	20-37-1	281	2	49	4
Totals	20-37-1	281	2	49	4

Receiving	No.	Yds	TD	Long
Mariner	7	74	0	16
Scarver	5	90	0	48
Terrell	4	33	0	12
Nathan	4	20	0	12
Warren	3	40	0	30
Repp	3	23	0	9
Thompkins	2	2	0	2
Compton	1	14	0	14
Bright	1	-3	0	0
Totals	30	293	0	48

Receiving	No.	Yds	TD	Long
Smith, K.	7	102	1	25
Richardson	3	65	1	49
Bell, C.	3	31	0	20
Kothe	2	30	0	15
Dedeaux	2	18	0	12
Jasmin	2	15	0	11
Matthews	1	20	0	20
Totals	20	281	2	49

Game 5

SAN DIEGO STATE	3	7	7	7	-	24
COLORADO STATE	3	0	0	7	-	10

Oct. 5 | Canvas Stadium | Fort Collins, Colo. | 8:02 p.m. MT | Attendance: 29,767



TEAM STATISTICS

	SDSU	CSU
FIRST DOWNS	14	13
Rushing	6	2
Passing	7	8
Penalty	1	3
NET YARDS RUSHING	91	18
Rushing Attempts	43	25
Average Per Rush	2.1	0.7
Rushing Touchdowns	0	0
Yards Gained Rushing	126	55
Yards Lost Rushing	35	37
NET YARDS PASSING	147	217
Completions-Attempts-Int	16-20-0	19-32-3
Average Per Attempt	7.3	6.8
Average Per Completion	9.2	11.4
Passing Touchdowns	3	1
TOTAL OFFENSE YARDS	238	235
Total offense plays	63	57
Average Gain Per Play	3.8	4.1
Fumbles: Number-Lost	0-0	1-1
Penalties: Number-Yards	7-55	5-33
PUNTS-YARDS	8-356	5-258
Average Yards Per Punt	44.5	51.6
Net Yards Per Punt	43.9	44.6
Inside 20	3	1
50+ Yards	3	3
Touchbacks	0	1
Fair catch	3	2
KICKOFFS-YARDS	5-300	3-136
Average Yards Per Kickoff	60.0	45.3
Net Yards Per Kickoff	40.0	26.0
Touchbacks	4	1
Fair Catch Yards	0	0
Punt returns: Number-Yards-TD	2-15-0	3-5-0
Average Per Return	7.5	1.7
Kickoff returns: Number-Yds-TD	2-33-0	0-0-0
Average Per Return	16.5	0.0
Interceptions: Number-Yds-TD	3-5-0	0-0-0
Fumble Returns: Number-Yds-TD	0-0-0	0-0-0
Miscellaneous Yards	0	0
Possession Time	34:49	25:11
1st Quarter	8:17	6:43
2nd Quarter	5:22	9:38
3rd Quarter	9:13	5:47
4th Quarter	11:57	38:03
Third-Down Conversions	3 of 14	4 of 13
Fourth-Down Conversions	1 of 2	0 of 2
Red-Zone Scores-Chances	4-4	2-3
Touchdowns	3-4	1-3
Field goals	1-4	1-3
Sacks By: Number-Yards	4-19	4-24
PAT Kicks	3-3	1-1
Field Goals	1-1	1-1
Points off turnovers	14	0

▶▶ GAME NOTES

Big Notes

- San Diego State is one of only two teams in FBS to be undefeated on the road this season with three road wins (SMU).
- The Aztecs have won their first three road games for just the second time in the last 38 seasons (2017).
- SDSU improved to 15-5 (.750) in road games since the start of the 2016 campaign. The 15 road victories since 2016 only trail Clemson's 16.
- Luq Barcoo recorded three interceptions in consecutive plays, the most interceptions by an Aztec since current Atlanta Falcon Damontae Kazee had three vs. San Diego on Sept. 5, 2015.
- Dating back to at least 2012, Barcoo is the first FBS player with an interception in three consecutive plays.
- Barcoo is also the first player with an interception in three straight drives since Nevada's Dameon Baber did so on Nov. 5, 2015 vs. Fresno State.
- Barcoo's three interceptions are the most in a game this season in the FBS.
- San Diego State won its seventh consecutive game in the Mountain Time Zone, which is the longest active streak in FBS play (since 1980).
- The Aztecs improved to 8-1 in the Mountain Time Zone since 2016. SDSU's .889 winning percentage in road MTZ games since 2016 is the second best in the nation over that span (min. 5 GP), trailing only Stanford (5-0, 1.000).
- SDSU has allowed just 61 points through the first five games of the season, which is the sixth-fewest allowed through the first five games in their DI history (since 1969).
- If you take away a pick 6 from the offense, the 54 points allowed are the third-fewest allowed through five games.
- San Diego State held Colorado State to just 18 rushing yards, its fewest in a game since recording 12 vs. No. 23 Utah on Dec. 20, 2014. It was the fewest the Rams have gained on the ground against an unranked team since gaining one yard vs. Miami (OH) on Sept. 18, 2010.
- The Aztecs held CSU to 235 yards of total offense, its fewest in a game since 225 vs. Colorado on Sept. 2, 2016.

Aztecs Stymie Colorado State, 24-10

FORT COLLINS, Colo. -- San Diego State forced four turnovers, including three interceptions by Luq Barcoo, and used an efficient game by quarterback Ryan Agnew in a 24-10 win over Colorado State in Fort Collins, Colo.

Amazingly, Barcoo's three interceptions came on three straight Ram (1-5, 0-2 MW) offensive snaps. He became the first player in FBS play since at least 2012 to record an interception in three straight plays. The three interceptions were also the most by an Aztec (4-1, 1-1 MW) since current Atlanta Falcon Damontae Kazee had three vs. San Diego on Sept. 5, 2015.

SDSU limited the high-powered CSU offense, which came into the weekend averaging 501 yards per game, to just 235 yards of total offense, including only 18 yards on the ground. The 235 yards were Colorado State's fewest in a game since gaining 225 vs. Colorado on Sept. 2, 2016, while the 18 yards were the fewest in a game since recording 12 vs. No. 23 Utah on Dec. 20, 2014. The 18 yards were also the Rams' fewest gained on the ground against an unranked team since gaining one yard vs. Miami (OH) on Sept. 18, 2010.

Agnew, meanwhile, was 16-for-20 for 147 yards and three touchdowns without throwing an interception. He set career highs in completion percentage (80.0) and pass efficiency rating (191.24), and tied a career best with three touchdown passes. The game marked just the eighth time this decade that a San Diego State quarterback had thrown at least three touchdowns in a game without an interception.

Agnew's most targeted receiver was Kobe Smith. Smith finished with seven catches for 102 yards and two touchdowns, becoming the first Aztec with back-to-back 100-yard receiving games since Ezell Ruffin did it three straight games in 2013.

SDSU jumped out to an early lead thanks to a pair of long passes by Agnew to Smith. San Diego State opened the game with a 42-yard pass and Agnew later found Smith for a 18-yard gain. The Aztecs, however, stalled inside the CSU 10 and were forced to settle for a 22-yard field goal by Matt Araiza.

Colorado State tied it later in the first quarter on a 36-yard field goal by Cayden Camper. SDSU regained its lead on its first drive of the second quarter when Agnew found Smith for a 7-yard touchdown strike.

After exchanging punts, the Rams later put together the longest drive of the game in terms of minutes, going 95 yards on 17 plays, covering 7 minutes, 36 seconds. With a second-and-goal from the San Diego State 1, the Aztec defense stood tall, stopping CSU on three straight rushing attempts to keep its 10-3 lead.

In the first play of the third quarter, SDSU's Kyahva Tezino burst through the line and stuffed Colorado State running back Marvin Kinsey Jr. for a 5-yard loss, dislodging the ball in the process. Dwayne Johnson Jr. quickly pounced on the loose ball, setting up the San Diego State offense on the Ram 11-yard line. Three players later Agnew found Smith in the corner of the end zone to put the Aztecs on top, 17-3.

Late in the third quarter, CSU quarterback Patrick O'Brien was picked off by Barcoo. Justice McCoy replaced O'Brien on Colorado State's next drive, but Barcoo was able to outjump Nikko Hall for his second interception of the game.

The Aztecs took advantage of the turnover with a 5-play, 39-yard drive, culminating with a 3-yard pass from Agnew to Juwan Washington to make it 24-3, SDSU.

On the Rams' ensuing drive, McCoy was picked off for a second time by Barcoo, making it three straight snaps that Barcoo intercepted CSU quarterbacks.

Late in the fourth quarter, Colorado State used three quick passes by O'Brien for 74 yards, including a 13-yard touchdown by O'Brien to Nate Craig-Myers to close the gap to 24-10.

It appeared San Diego State's Washington scored on a third-and-goal from the 5, but the senior returning for the first time since Sept. 7 at UCLA was ruled down on the Ram 1. Washington was then stopped on the fourth-down try, making the final score 24-10.

Tezino had a season-high 13 tackles to lead the Aztec defense, including an 11-yard sack, 2.5 tackles for loss and a forced fumble. Barcoo added six tackles (four solo), three interceptions and a pass breakup.

SDSU has won its first three road games for just the second time since the start of the 2016 campaign.

>>> SCORING SUMMARY

Qtr	Time	Team	Scoring Play	Plays	TOP	Score
1st	11:37	SDSU	Araiza 22-yd field goal	7-61	3:23	3-0
1st	4:21	CSU	Camper 36-yd field goal	7-52	3:32	3-3
2nd	12:19	SDSU	K. Smith 8-yd pass f. Agnew (Araiza kick)	6-46	2:42	10-3
3rd	13:35	SDSU	K. Smith 8-yd pass f. Agnew (Araiza kick)	3-11	1:10	17-3
4th	13:07	SDSU	Washington 3-yd pass f. Agnew (Araiza kick)	5-39	2:22	24-3
4th	5:55	CSU	Craig-Myers 13-yd pass f. O'Brien (Camper kick)	3-74	1:00	24-10

INDIVIDUAL STATISTICS

>>> SAN DIEGO STATE

Rushing	Att	Yds	TD	Long	Avg
Washington	22	85	0	14	3.9
Bell	3	13	0	8	4.3
Jasmin	2	11	0	10	5.5
Busbee	1	2	0	2	2.0
Byrd	9	0	0	4	0.0
Agnew	6	-20	0	3	-3.3
Totals	43	91	0	14	2.1

Passing	C-A-I	Yds	TD	Long	Sack
Agnew	16-20-0	147	3	42	4
Totals	16-20-0	147	3	42	4

Receiving	No.	Yds	TD	Long
Smith, K.	7	102	2	42
Washington	2	17	1	14
Matthews	2	16	0	8
Bell	2	6	0	10
Houston	1	7	0	7
Richardson	1	5	0	5
Byrd	1	-5	0	0
Totals	16	147	3	42

>>> COLORADO STATE

Rushing	Att	Yds	TD	Long	Avg
McElroy	11	33	0	11	3.0
Wright	1	3	0	3	3.0
Hunter	2	3	0	3	1.5
Kinsey Jr.	6	-8	0	4	-1.3
O'Brien	5	-13	0	6	-2.6
Totals	25	18	0	11	0.7

Passing	C-A-I	Yds	TD	Long	Sack
O'Brien	19-30-1	217	1	57	4
McCoy	0-2-2	0	0	0	0
Totals	19-32-3	217	1	57	4

Receiving	No.	Yds	TD	Long
Wright	6	80	0	57
Craig-Myers	4	68	1	41
Kinsey Jr.	3	33	0	20
Hall	2	24	0	19
Hunter	2	0	0	4
Prentice	1	7	0	7
McBride	1	5	0	5
Totals	19	217	1	57

Game 6

WYOMING	0	14	0	8	-	22
SAN DIEGO STATE	3	3	13	7	-	26

Oct. 12 | SDCCU Stadium | San Diego, Calif. | 7:37 p.m. PT | Attendance: 28,758



TEAM STATISTICS

	WYO	SDSU
FIRST DOWNS	11	21
Rushing	6	8
Passing	4	10
Penalty	1	3
NET YARDS RUSHING	157	120
Rushing Attempts	39	36
Average Per Rush	4.0	3.3
Rushing Touchdowns	2	1
Yards Gained Rushing	165	132
Yards Lost Rushing	8	12
NET YARDS PASSING	109	209
Completions-Attempts-Int	5-14-1	21-32-0
Average Per Attempt	7.8	6.5
Average Per Completion	21.8	10.0
Passing Touchdowns	1	2
TOTAL OFFENSE YARDS	266	329
Total offense plays	53	68
Average Gain Per Play	5.0	4.8
Fumbles: Number-Lost	1-1	0-0
Penalties: Number-Yards	6-70	5-40
PUNTS-YARDS	5-240	4-197
Average Yards Per Punt	48.0	49.2
Net Yards Per Punt	43.8	42.2
Inside 20	1	1
50+ Yards	2	3
Touchbacks	0	0
Fair catch	1	0
KICKOFFS-YARDS	4-249	6-390
Average Yards Per Kickoff	62.2	65.0
Net Yards Per Kickoff	40.2	40.0
Touchbacks	1	6
Fair Catch Yards	0	0
Punt returns: Number-Yards-TD	3-28-0	3-21-0
Average Per Return	9.3	7.0
Kickoff returns: Number-Yds-TD	0-0-0	3-63-0
Average Per Return	0.0	21.0
Interceptions: Number-Yds-TD	0-0-0	1-0-0
Fumble Returns: Number-Yds-TD	0-0-0	0-0-0
Miscellaneous Yards	0	0
Possession Time	26:37	33:23
1st Quarter	7:24	7:36
2nd Quarter	8:17	6:43
3rd Quarter	5:06	9:54
4th Quarter	5:50	9:10
Third-Down Conversions	5 of 12	7 of 16
Fourth-Down Conversions	2 of 2	2 of 2
Red-Zone Scores-Chances	3-3	4-4
Touchdowns	3-3	3-4
Field goals	0-3	1-4
Sacks By: Number-Yards	0-0	1-3
PAT Kicks	2-2	2-2
Field Goals	0-0	2-3
Points off turnovers	0	0

▶▶ GAME NOTES

Big Notes

- San Diego State improved to 5-1 overall and 2-1 in Mountain West play.
- The Aztecs have won five of their first six games for the fourth consecutive season (2016: 5-1, 2017: 6-0, 2018: 5-1 and 2019: 5-1).
- SDSU is one of only five teams to win at least five of their first six games each of the past four seasons, joining Alabama, Clemson, Michigan and Ohio State.
- The Aztecs overcame their largest deficit to win (11 points) since overcoming a 14-point deficit to win at San José State (34-30) on Nov. 9, 2013.
- San Diego State overcame a double-digit deficit to win (11 points) for the 40th time in its Division I history (since 1969).
- This was the 22nd second-half comeback for the Aztecs under Rocky Long, the most in their DI history (No. 2 is Claude Gilbert at 13).
- Quarterback Ryan Agnew recorded his fourth second-half comeback victory, tied for the fifth most in SDSU's DI era.
- The Aztecs have won the sixth game in each of the last 10 seasons (2010-19), which is the third-longest streak nationally.
- San Diego State is 5-1 the last six regular-season games in which its opponent has had a bye entering the game.

Team Notes

- SDSU held Wyoming to 266 total yards, its fewest in a game since gaining 221 at Fresno State on Oct. 13, 2018.
- The Aztecs held the Cowboys to just 11 first downs, their fewest since also recording 11 to Boise State on Sept. 29, 2018.
- San Diego State allowed only 92 total yards in the second half, including just 28 on the ground.
- The Aztecs improved to 29-1 the last 30 times and 49-5 in the Rocky Long era when they had fewer turnovers than their opponent.

Aztecs Rally Past Wyoming, 26-22

SAN DIEGO — Ryan Agnew hit Daniel Bellinger on a 12-yard pass for the go-ahead touchdown with 2:09 remaining, as San Diego State rallied for a 26-22 victory over Wyoming at SDCCU Stadium.

Juwan Washington also scored two touchdowns in the third quarter on a 15-yard reception and a 10-yard run to help the Aztecs erase a 14-3 first-half deficit.

With the victory, SDSU took over sole possession of first place in the MW West Division, improving to 5-1 overall and 2-1 in conference, while the Cowboys slipped to 4-2 on the season and 1-1 in the league's Mountain Division.

Wyoming grabbed a 22-19 lead with 6:49 left in the fourth quarter on a 19-yard touchdown pass from Sean Chambers to Raghil Ismail Jr., capping a 10-play, 79-yard drive that began when the Aztecs' Matt Araiza missed a 38-yard field goal attempt at the 11:44 mark of the period.

Unfazed, SDSU ran 4:34 off the clock on their game-winning march, covering 76 yards in nine plays, highlighted by an 18-yard dump pass to fullback Isaac Lessard and an over-the-shoulder catch by Bellinger on a third-and-6 play that gave the hosts a first down at the Cowboy 26.

Five plays later on second-and-8 from the Wyoming 12, Agnew scrambled left and threw a cross-field pass to a sliding Bellinger in the middle of the end zone for the decisive score.

On the ensuing possession, Wyoming advanced to its own 40 after Chambers connected with Ismail for 15 yards on fourth-and-10. Two plays later, Chambers went for broke, launching a deep pass down the middle intended for wide receiver Gunner Gentry. However, Luq Barcoo intercepted the overthrown ball at the Aztec 13 with 1:20 left.

Following the turnover, two runs by Washington gained only yard, but Agnew then called his own number, scrambling left for 11 yards on a naked bootleg that appeared doomed by an early snap for the game-clinching first down.

Agnew finished with 209 yards and two touchdowns on 21-for-32 passing while adding 42 yards on the ground.

In addition, Washington led all players with 84 yards rushing on 23 carries, while Jesse Matthews posted game highs of six receptions for 73 yards.

SDSU drew first blood with 43 seconds left in the first quarter on Araiza's career-long 47-yard field goal that punctuated a 7-play, 40-yard march.

However, Wyoming seized momentum with two touchdowns on consecutive possessions in the second period, as Chambers finished off both drives with a pair of 1-yard scoring runs, giving the visitors a 14-3 advantage.

With time winding down in the half, The Aztecs trimmed the margin to 14-6 on Araiza's 32-yard field goal at the 1:11 mark to complete a 10-play, 56-yard drive.

Agnew connected with Matthews three times for 31 yards on the Aztecs' first drive of the second half before finding Washington all alone in the right flat on a 15-yard scoring pass that narrowed the gap to 14-13.

After forcing a 3-and-out, SDSU began another lengthy march, culminating in Washington's 10-yard scamper around left end with 1:28 to go in the third quarter.

Dwayne Johnson Jr. led the Aztec defense with eight tackles, including four solo stops, while Myles Cheatum, Cameron Thomas and Yahvah Tezino finished with six each. In addition, Darren Hall had two pass breakups on Wyoming's final drive.

With the victory, San Diego State overcame their largest deficit to win (11 pts) since climbing out of a 14-point hole to beat San José State 34-30 in Silicon Valley on Nov. 9, 2013. Additionally, Saturday's victory marked the 22nd second-half comeback for the Aztecs under head coach Rocky Long, the most in their Division I history.

>>SCORING SUMMARY

Qtr	Time	Team	Scoring Play	Plays	TOP	Score
1st	0:43	SDSU	Araiza 47-yd field goal	7-40	3:22	0-3
2nd	13:03	WYO	Chambers 1-yd run (Rothe kick)	6-75	2:40	7-3
2nd	5:30	WYO	Chambers 1-yd run (Rothe kick)	9-54	5:09	14-3
2nd	1:11	SDSU	Araiza 32-yd field goal	10-56	4:14	14-6
3rd	7:48	SDSU	Washington 15-yd pass f. Agnew (Araiza kick)	12-69	5:07	14-13
3rd	1:28	SDSU	Washington 10-yd run (Agnew pass failed)	9-63	4:47	14-19
4th	6:49	WYO	Ismail Jr. 19-yd pass f. Chambers (Chambers rush)	10-79	4:55	22-19
4th	2:09	SDSU	Bellinger 12-yd pass f. Agnew (Araiza kick)	9-76	4:34	22-26

INDIVIDUAL STATISTICS

>>WYOMING

Rushing	Att	Yds	TD	Long	Avg
Valladay	16	73	0	26	4.6
Chambers	13	49	2	21	3.8
Swen	10	35	0	9	3.5
Totals	39	157	2	26	4.0

Passing	C-A-I	Yds	TD	Long	Sack
Chambers	5-14-1	109	1	45	1
Totals	5-14-1	109	1	45	1

Receiving	No.	Yds	TD	Long
Ismail Jr.	2	34	1	19
Gentry	1	45	0	45
Swen	1	24	0	24
Conway	1	6	0	6
Totals	5	109	1	45

>>SAN DIEGO STATE

Rushing	Att	Yds	TD	Long	Avg
Washington	23	84	1	18	3.7
Agnew	9	42	0	11	4.7
Byrd	1	0	0	0	0.0
Busbee	1	-2	0	0	-2.0
Jasmin	1	-2	0	0	-2.0
Team	1	-2	0	0	-2.0
Totals	36	120	1	18	3.3

Passing	C-A-I	Yds	TD	Long	Sack
Agnew	21-32-0	209	2	28	0
Totals	21-32-0	209	2	28	0

Receiving	No.	Yds	TD	Long
Matthews	6	73	0	25
Smith, K.	5	39	0	19
Washington	4	28	1	15
Bellinger	2	40	1	28
Busbee	2	6	0	7
Lessard	1	18	0	18
Houston	1	5	0	5
Totals	21	209	2	28

Game 7

SAN DIEGO STATE	7	6	14	0	-	27
SAN JOSE STATE	7	0	3	7	-	17

Oct. 19 | CEFCU Stadium | San Jose, Calif. | 4:06 p.m. PT | Attendance: 18,285



TEAM STATISTICS

	SDSU	SJSU
FIRST DOWNS	22	15
Rushing	14	4
Passing	7	9
Penalty	1	2
NET YARDS RUSHING	260	54
Rushing Attempts	55	17
Average Per Rush	4.7	3.2
Rushing Touchdowns	2	0
Yards Gained Rushing	285	65
Yards Lost Rushing	25	11
NET YARDS PASSING	88	218
Completions-Attempts-Int	13-20-0	19-36-1
Average Per Attempt	4.4	6.1
Average Per Completion	6.8	11.5
Passing Touchdowns	0	2
TOTAL OFFENSE YARDS	348	272
Total offense plays	75	53
Average Gain Per Play	4.6	5.1
Fumbles: Number-Lost	0-0	0-0
Penalties: Number-Yards	12-85	1-15
PUNTS-YARDS	5-229	6-258
Average Yards Per Punt	45.8	43.0
Net Yards Per Punt	44.2	41.2
Inside 20	4	2
50+ Yards	2	1
Touchbacks	0	0
Fair catch	0	2
KICKOFFS-YARDS	6-347	3-147
Average Yards Per Kickoff	57.8	49.0
Net Yards Per Kickoff	38.3	8.7
Touchbacks	4	0
Fair Catch Yards	0	0
Punt returns: Number-Yards-TD	2-11-0	1-8-0
Average Per Return	5.5	8.0
Kickoff returns: Number-Yds-TD	2-121-1	1-17-0
Average Per Return	60.5	17.0
Interceptions: Number-Yds-TD	1-11-0	0-0-0
Fumble Returns: Number-Yds-TD	0-0-0	0-0-0
Miscellaneous Yards	0	0
Possession Time	40:22	19:38
1st Quarter	9:01	5:59
2nd Quarter	12:02	2:58
3rd Quarter	9:17	5:43
4th Quarter	10:02	4:58
Third-Down Conversions	7 of 17	4 of 11
Fourth-Down Conversions	2 of 2	0 of 0
Red-Zone Scores-Chances	2-3	3-3
Touchdowns	1-3	2-3
Field goals	1-3	1-3
Sacks By: Number-Yards	1-5	2-9
PAT Kicks	3-3	2-2
Field Goals	2-2	1-1
Points off turnovers	0	0

▶▶ GAME NOTES

Big Notes

- San Diego State improved to 6-1 on the season. This is the fourth consecutive season that the Aztecs have been exactly 6-1 after seven games.
 - SDSU has won six of its first seven games in four consecutive seasons. SDSU is one of just four schools nationally to do this: Alabama, Clemson, Ohio State and San Diego State.
 - San Diego State improved to 4-0 in road games this season. The Aztecs are the only FBS team in the nation to post an undefeated road record with at least four road wins this season.
 - San Diego State has won 16 road games since the start of the 2016 season. The only FBS team with more road wins in the nation during that span is Clemson (17).
 - The Aztecs improved to 43-2 the last 45 games they rushed for at least 200 yards.
 - Kaegun Williams returned the opening kickoff 95 yards for a touchdown, SDSU's FBS-leading 11th kick return for a touchdown since the 2015 season.
 - San Diego State won its third consecutive game (second three-game win streak of the season).
 - SDSU has defeated teams that have wins over four P5 schools, with three of those wins coming on the road. The Aztecs have indirect victories over Arkansas, Missouri, Stanford and Washington State this season.
- Team Notes**
- The Aztecs held the Spartans to 272 total yards of offense, their fewest in a game this season and fewest since totaling 200 yards vs. Nevada on Nov. 17, 2018.
 - SDSU held the ball for 40 minutes, 22 seconds (40:22), its most time of possession since having it for 43:19 at San José State on Nov. 4, 2017.
 - San Diego State now has five games since 1996 where it has had the ball for 40-plus minutes and four of those times have occurred in the Rocky Long era (since 2011).
 - SDSU had a 20-play, 10:04 drive to end the first half. The 20 plays are tied for the most in a drive this season (also Wake Forest vs. Boston College).

Aztecs Stop San José State, 27-17

SAN JOSE, Calif. -- San Diego State received contributions from all three phases of the game - offense, defense and special teams - and never trailed in defeating San José State for the seventh straight time, 27-17, at CEFCU Stadium. The win made the Aztecs (6-1, 3-1 MW) bowl eligible for the 10th consecutive season.

SDSU ran for 260 yards and two touchdowns on offense, held a potent Spartan (3-4, 1-3 MW) offense well below their season average and got standout performances in the kicking and return game from a host of San Diego State specialists.

Kaegun Williams opened the game with a 95-yard kick return for touchdown. It marked the 11th time San Diego State has returned a kickoff for a score since the start of the 2015, the most in the nation.

SJSU responded with a quick 4-play, 66-yard drive, culminating in a 15-yard touchdown pass from Josh Love to Kaire Robinson.

After exchanging punts the rest of the first quarter, the Aztecs took the lead early in the second quarter on a 41-yard field goal by Matt Araiza.

Later in the quarter, SDSU put together an incredible 20-play drive over 10 minutes, 5 seconds (10:05), but had to settle for a 27-yard field goal by Araiza, heading into halftime with a 13-7 lead. The 20 plays were tied for the longest in a drive in FBS play this season (Wake Forest vs. Boston College), while the 10:05 was the sixth-longest possession time in a drive this year.

San José State came out of the intermission with the goal to take the lead, but San Diego State held the Spartans to a 25-yard field goal.

The Aztecs responded with another long drive, this time going 57 yards on 11 plays over 6:12, ending with a 1-yard touchdown run by Jwan Washington. SDSU passed only one time on the drive - a 10-yard completion from Ryan Agnew to Jesse Matthews - while pounding the run for 47 yards on 10 carries to take the 20-10 lead.

After forcing a 3 and out, San Diego State went to the ground again as Chase Jasmin took a handoff on a third-and-3 situation 50 yards for the score. It was the longest run of Jasmin's career and longest play by the Aztecs this season.

SJSU later had an impressive drive in the fourth quarter when it went 99 yards on 11 plays before Love found Bailey Gaitner for an 8-yard touchdown strike, cutting the deficit to 10 at 27-17.

After a failed sideside attempt, SDSU tried to run out the clock, but was unable to overcome four penalties on the drive. Facing fourth-and-4, Brandon Hecklen punted the ball 54 yards to the San José State 1-yard line. Backed into its own end zone, Love's first pass attempt was picked off by Caden McDonald and returned 11 yards to the Spartan 2.

Three kneeldowns later, San Diego State completed the 27-17 win.

The 260 yards on the ground came from a host of Aztecs, including 78 by Washington, 70 from Jasmin, 45 by Chance Bell, a career-high 44 by quarterback Ryan Agnew and 27 from Williams.

Agnew was 13-for-20 for 86 yards through the air, extending his career-long streak to 102 passes without an interception.

Kyaha Tezino's 10 tackles led a SDSU defense that held SJSU to just 272 yards, its fewest in a game this season and fewest since gaining 200 on Nov. 17, 2018 vs. Nevada. San José State came into the game averaging 29.3 points and 415.8 yards per game.

San Diego State, which came into the game ranked second nationally in turnover margin and third in time of possession, won both categories once again, going +1 in turnover margin and an impressive 20:44 advantage in time of possession.

The Aztecs improved to 4-0 on the road this season and joined Alabama, Clemson and Ohio State as the only FBS teams to win six of their first seven games in four consecutive seasons.

SDSU, which won its third straight game, also improved to 43-2 over the last 45 games it rushed for 200-plus yards.

>>> SCORING SUMMARY

Qtr	Time	Team	Scoring Play	Plays	TOP	Score
1st	14:46	SDSU	Williams 95-yd kick return (Araiza kick)	--	--	7-0
1st	13:11	SJSU	Robinson 15-yd pass f. Love (Mercurio kick)	4-66	1:30	7-7
2nd	14:33	SDSU	Araiza 41-yd field goal	6-18	2:26	10-7
2nd	0:06	SDSU	Araiza 27-yd field goal	20-77	10:04	13-7
3rd	10:18	SJSU	Mercurio 25-yd field goal	14-68	4:42	13-10
3rd	4:05	SDSU	Washington 1-yd run (Araiza kick)	11-57	6:12	20-10
3rd	0:26	SDSU	Jasmin 50-yd run (Araiza kick)	6-68	3:04	27-10
4th	4:59	SJSU	Gaitner 8-yd pass f. Love (Mercurio kick)	11-99	4:10	27-17

INDIVIDUAL STATISTICS

>>> SAN DIEGO STATE

Rushing	Att	Yds	TD	Long	Avg
Washington	16	78	1	15	4.9
Jasmin	6	70	1	50	11.7
Bell	8	45	0	11	5.6
Agnew	11	44	0	14	4.0
Williams	9	27	0	13	3.0
Byrd	2	6	0	4	3.0
Team	3	-10	0	0	-3.3
Totals	55	260	2	50	4.7

Passing	C-A-I	Yds	TD	Long	Sack
Agnew	13-20-0	88	0	11	2
Totals	13-20-0	88	0	11	2

Receiving	No.	Yds	TD	Long
Smith, K.	4	29	0	9
Matthews	3	22	0	10
Busbee	2	11	0	9
Bellinger	1	11	0	11
Richardson	1	8	0	8
Byrd	1	6	0	6
Washington	1	1	0	1
Totals	13	88	0	11

>>> SAN JOSE STATE

Rushing	Att	Yds	TD	Long	Avg
Robinson	14	59	0	19	4.2
Packer	1	1	0	1	1.0
Team	1	-1	0	0	-1.0
Love	1	-5	0	0	-5.0
Totals	17	54	0	19	3.2

Passing	C-A-I	Yds	TD	Long	Sack
Love	19-36-1	218	2	52	1
Totals	19-36-1	218	2	52	1

Receiving	No.	Yds	TD	Long
Gaitner	4	75	1	52
Hamilton	4	71	0	41
Walker	3	24	0	12
Robinson	3	20	1	15
Foley	3	17	0	12
Deese	2	11	0	6
Totals	19	218	2	52

Game 8

SAN DIEGO STATE	14	3	3	0	-	20
UNLV	0	7	3	7	-	17

Oct. 26 | Sam Boyd Stadium | Las Vegas, Nev. | 7:37 p.m. PT | Attendance: 19,652



TEAM STATISTICS

	SDSU	UNLV
FIRST DOWNS	18	18
Rushing	8	7
Passing	9	10
Penalty	1	1
NET YARDS RUSHING	150	121
Rushing Attempts	37	33
Average Per Rush	4.1	3.7
Rushing Touchdowns	0	0
Yards Gained Rushing	178	154
Yards Lost Rushing	28	33
NET YARDS PASSING	185	255
Completions-Attempts-Int	14-23-1	21-39-0
Average Per Attempt	8.0	6.5
Average Per Completion	13.2	12.1
Passing Touchdowns	1	2
TOTAL OFFENSE YARDS	335	376
Total offense plays	60	72
Average Gain Per Play	5.6	5.2
Fumbles: Number-Lost	0-0	2-0
Penalties: Number-Yards	4-44	7-42
PUNTS-YARDS	6-262	6-230
Average Yards Per Punt	43.7	38.3
Net Yards Per Punt	42.0	29.2
Inside 20	4	2
50+ Yards	1	2
Touchbacks	0	0
Fair catch	3	0
KICKOFFS-YARDS	5-325	4-238
Average Yards Per Kickoff	65.0	59.5
Net Yards Per Kickoff	40.0	44.0
Touchbacks	5	1
Fair Catch Yards	0	0
Punt returns: Number-Yards-TD	5-55-1	3-10-0
Average Per Return	11.0	3.3
Kickoff returns: Number-Yds-TD	3-37-0	0-0-0
Average Per Return	12.3	0.0
Interceptions: Number-Yds-TD	0-0-0	1-13-0
Fumble Returns: Number-Yds-TD	0-0-0	0-0-0
Miscellaneous Yards	0	0
Possession Time	28:01	31:59
1st Quarter	8:24	6:36
2nd Quarter	8:32	6:28
3rd Quarter	6:32	8:28
4th Quarter	4:33	10:27
Third-Down Conversions	4 of 13	2 of 14
Fourth-Down Conversions	0 of 0	3 of 4
Red-Zone Scores-Chances	2-2	2-2
Touchdowns	0-2	1-2
Field goals	2-2	1-2
Sacks By: Number-Yards	3-16	2-15
PAT Kicks	2-2	2-2
Field Goals	2-2	1-2
Points off turnovers	0	7

▶▶ GAME NOTES

Big Notes

- San Diego State improved to 7-1 on the season and owns its best record after eight games since the 2016 squad opened 7-1.
- This is just the second time in the last 42 seasons that the Aztecs have opened a campaign by winning seven of their first eight games (also in 2016 when the team ended 11-3, won the MW championship and was the Las Vegas Bowl champs).
- San Diego State has won four consecutive games and has not lost since Sept. 21. Counting today, the Aztecs have gone 35 days without suffering a loss.
- San Diego State won its fifth road game of the season. The Aztecs are the only team in the nation this season that has won five road games and hence is the only team in the nation with a perfect 5-0 road record.
- SDSU's five-game road win streak is tied for the third-longest active FBS streak.
- San Diego State has won 17 road games since the start of the 2016 season. Regardless of any other outcomes today, no other FBS team has more road wins in the nation during that span (Clemson also has 17).
- Senior QB Ryan Agnew improved to 13-2 as a starter at San Diego State. His winning percentage of 86.7 percent is the highest among any Aztec QB with at least 15 starts (includes only games played in the Division I era).
- Rocky Long won his 50th MW game as the head coach at San Diego State. He now owns a league mark of 50-18 in conference games at SDSU (52-18 if you count the two MW championship games).
- Rocky Long improved to 14-5 in his career against UNLV, including 7-2 while at San Diego State.
- SDSU committed a turnover for the first time since Sept. 21 vs. Utah State. SDSU went 325 offensive snaps in between without a turnover over 22-plus quarters.
- Trenton Thompson blocked a punt, which was recovered by Caden McDonald in the end zone. It was SDSU's first block punt return for a touchdown since Thompson returned Kaelin Himphill's block vs. Air Force on Oct. 12, 2018.
- SDSU now has 24 non-offensive scores (23 touchdowns) in the Rocky Long era (since 2011).

SDSU Stops Late Rally by UNLV, 17-0

LAS VEGAS — San Diego State jumped out to a 17-0 lead and held on after a late UNLV rally in a 20-17 win in Las Vegas. The Aztecs, who led the entire game, improved to 7-1 on the season for just the second time in the last 42 years and 4-1 in Mountain West play.

Las Vegas native Ethan Dedeaux got SDSU on the scoreboard on a 49-yard catch-and-run touchdown from Ryan Agnew midway through the first quarter.

Later in the quarter after San Diego State backed the Rebels (2-6, 0-4 MW) back toward their goal line and force a Rebel punt, Trenton Thompson raced through the line and blocked Hayes Hicken's punt. The ball landed in the waiting arms of Caden McDonald in the end zone, giving the Aztecs a 14-0 lead at end of the first quarter. It was SDSU's second straight game with a non-offensive touchdown, 23rd in the Rocky Long era (since 2011) and 24th overall non-offensive score in the Long era.

After exchanging punts most of the second quarter, San Diego State put together a 9-play, 44-yard drive, culminating with a 25-yard field goal by Matt Araiza.

UNLV finally got on the scoreboard with 1:26 left in the half when Kenyan Oblad found Randal Grimes streaking down the sidelines for a 58-yard touchdown after Aztec All-America candidate Luq Barcoo slipped and fell down.

The Rebels put together a 13-play, 70-yard drive to begin the third quarter, but was halted at the SDSU 2-yard line when Thompson stuffed Charles Williams on a third-and-goal situation, making UNLV settle for a 22-yard field goal.

A few drives later, San Diego State went through the air to get deep into Rebel territory, but had to settle for a 34-yard field goal as time expired in the third quarter. On the drive, Aztec quarterback Ryan Agnew as 4-for-5 for 40 yards.

Down, 20-10, UNLV used a 12-play, 77-yard drive to get within three points with 5:57 to go when Oblad's 2-yard pass found Gio Fauolo for the touchdown.

SDSU went three-and-out on three straight rushes by Juwan Washington for nine yards, allowing the Rebels once last chance to mount a comeback. UNLV kept the drive going when Oblad found Grimes for 42 yards on a fourth-and-24 play. The Rebels got all the way to the San Diego State 25, setting up a 42-yard field goal attempt by Daniel Gutierrez. Gutierrez' try, however, hit the right upright, giving the Aztecs the victory.

Agnew was 14-for-23 for 185 yards and a touchdown, mostly going to Kobe Smith (seven receptions for 78 yards). Washington added 89 yards on the ground on 16 carries (5.6 avg.).

Thompson led SDSU in tackles for the first time of his career, totaling 12 stops, including two for a loss, and the blocked punt, while Kyahva Tezino added 10 tackles and a pair of quarterback hurries.

San Diego State won its fourth consecutive game and improved to 5-0 on the road, the only team in the country to own a 5-0 road record at the time.

>>> SCORING SUMMARY

Qtr	Time	Team	Scoring Play	Plays	TOP	Score
1st	7:23	SDSU	Dedeaux 49-yd pass f. Agnew (Araiza kick)	8-90	3:06	7-0
1st	0:52	SDSU	McDonald 0-yd blocked PR (Araiza kick)	--	--	14-0
2nd	3:01	SDSU	Araiza 25-yd field goal	9-44	4:20	17-0
2nd	1:26	UNLV	Grimes 58-yd pass f. Oblad (Gutierrez kick)	5-75	1:35	17-7
3rd	8:34	UNLV	Gutierrez 22-yd field goal	13-70	6:26	17-10
3rd	0:00	SDSU	Araiza 34-yd field goal	10-53	4:39	20-10
4th	5:57	UNLV	Fauolo 2-yd pass f. Oblad (Gutierrez kick)	12-77	5:34	20-17

INDIVIDUAL STATISTICS

>>> SAN DIEGO STATE

Rushing	Att	Yds	TD	Long	Avg
Washington	16	89	0	30	5.6
Williams	6	31	0	14	5.2
Jasmin	5	25	0	25	5.0
Bell, C.	4	11	0	6	2.8
Team	1	-1	0	0	-1.0
Dedeaux	1	-2	0	0	-2.0
Agnew	4	-3	0	11	-0.8
Totals	37	150	0	30	4.1

Passing	C-A-I	Yds	TD	Long	Sack
Agnew	14-23-1	185	1	49	2
Totals	14-23-1	185	1	49	2

Receiving	No.	Yds	TD	Long
Smith, K.	7	78	0	26
Matthews	2	15	0	10
Dedeaux	1	49	1	49
Bellinger	1	20	0	20
Busbee	1	12	0	12
Houston	1	9	0	9
Bell, C.	1	2	0	2
Totals	14	185	1	49

>>> UNLV

Rushing	Att	Yds	TD	Long	Avg
Williams	19	113	9	42	5.9
Collins	3	21	0	15	7.0
Magyar	3	12	0	6	4.0
Beaudry	1	0	0	0	0.0
Team	1	-1	0	0	-1.0
Oblad	6	-24	0	4	-4.0
Totals	33	121	0	42	3.7

Passing	C-A-I	Yds	TD	Long	Sack
Oblad	21-39-0	255	2	58	3
Totals	21-39-0	255	2	58	3

Receiving	No.	Yds	TD	Long
Grimes	5	121	1	58
Bean	3	38	0	28
Collins	3	31	0	28
Woods	2	20	0	19
Jenkins	2	20	0	11
Gasser	2	10	0	5
Reese	2	8	0	7
Gauolo	2	7	1	5
Totals	21	255	2	58

Game 9

NEVADA	3	0	7	7	-	17
SAN DIEGO STATE	0	3	7	3	-	13

Nov. 9 | SDCCU Stadium | San Diego, Calif. | 7:35 p.m. PT | Attendance: 27,973



TEAM STATISTICS

	NEV	SDSU
FIRST DOWNS	12	18
Rushing	4	8
Passing	6	9
Penalty	2	1
NET YARDS RUSHING	29	113
Rushing Attempts	28	39
Average Per Rush	1.0	2.9
Rushing Touchdowns	1	1
Yards Gained Rushing	56	133
Yards Lost Rushing	27	20
NET YARDS PASSING	197	196
Completions-Attempts-Int	20-27-1	18-35-1
Average Per Attempt	7.3	5.6
Average Per Completion	9.9	10.9
Passing Touchdowns	1	0
TOTAL OFFENSE YARDS	226	309
Total offense plays	55	74
Average Gain Per Play	4.1	4.2
Fumbles: Number-Lost	0-0	0-0
Penalties: Number-Yards	4-28	9-79
PUNTS-YARDS	6-244	6-307
Average Yards Per Punt	40.7	51.2
Net Yards Per Punt	37.8	36.7
Inside 20	2	0
50+ Yards	0	3
Touchbacks	0	2
Fair catch	1	1
KICKOFFS-YARDS	4-234	4-246
Average Yards Per Kickoff	58.5	61.5
Net Yards Per Kickoff	39.8	40.8
Touchbacks	1	3
Fair Catch Yards	19	0
Punt returns: Number-Yards-TD	3-47-0	3-17-0
Average Per Return	15.7	5.7
Kickoff returns: Number-Yds-TD	1-8-0	2-50-0
Average Per Return	8.0	25.0
Interceptions: Number-Yds-TD	1-22-0	1-0-0
Fumble Returns: Number-Yds-TD	0-0-0	0-0-0
Miscellaneous Yards	0	0
Possession Time	27:41	32:19
1st Quarter	5:42	9:18
2nd Quarter	5:22	9:38
3rd Quarter	9:12	5:48
4th Quarter	7:25	7:35
Third-Down Conversions	2 of 12	7 of 18
Fourth-Down Conversions	2 of 2	2 of 3
Red-Zone Scores-Chances	3-4	2-3
Touchdowns	2-4	1-3
Field goals	1-4	1-3
Sacks By: Number-Yards	2-15	2-14
PAT Kicks	2-2	1-1
Field Goals	1-1	2-2
Points off turnovers	0	0

▶▶ GAME NOTES

Team Notes

- San Diego State had its four-game winning streak snapped. The Aztecs had gone 48 days without a loss prior to tonight with their last loss coming in Sept. 21 vs. Utah State.
- SDSU had one turnover in the game and has now gone nine straight games with one or less turnovers, tied with Oregon State for the longest active streak in the country.
- The Aztecs saw their 35-game winning streak snapped when holding their opponents to 17 or less points. SDSU is now 50-2 in the Rocky Long era when keeping its opponent to 17 or less points.
- San Diego State dropped to 43-4 in the Rocky Long era when holding its opponent to less than 300 yards of total offense.
- The Aztecs are now 42-14 in the Rocky Long era when allowing less than 100 yards rushing.
- SDSU dropped to 43-5 in the Rocky Long era when its opponent recorded 15 or less first downs.
- SDSU fell to 60-12 in the Rocky Long era when recording one or less turnovers.
- SDSU dropped to 66-7 in the Rocky Long era when holding its opponent to less than 24 points.
- SDSU has still won 25 of its last 36 (25-11) games, 32 of its last 45 (32-13), 45 of its last 59 (45-14) and 46 of its last 63 since the 2015 season (46-17).

Series Notes

- San Diego State dropped to 7-5 all-time against Nevada.
- SDSU fell to 5-2 all-time against Nevada at home, including a 5-1 mark at SDCCU Stadium.

Trends

- San Diego State started with the ball for the 93rd time in the last 106 games.
- The Aztecs held their opponent scoreless on their opening possession for the seventh time this season and 46th time since 2015 (63 games).

Aztecs Upset by Nevada, 17-13

SAN DIEGO — No. 24/24 San Diego State allowed a late touchdown and was unable to answer in a 17-13 loss to Nevada Saturday at SDCCU Stadium.

The Wolf Pack (6-4, 3-3 MW) surprised the Aztecs (7-2, 4-2 MW) with a reverse, with running back Toa Tava flipping the ball to Elijah Cooks, who stopped and threw a strike to Brendan O'Leary-Orange at the SDSU 5. Three plays later, Devontee Lee burst into the end zone to give Nevada a 17-10 lead with 10:31 remaining.

The Wolf Pack's go-ahead score came after SDSU converted on a daring fourth-down play that was nullified by a holding call. Coach Rocky Long went for it on fourth-and-1 from his 17 and running back Chase Jasmin converted, but left tackle Jacob Capra was called for holding, forcing the Aztecs to punt.

Matt Araiza kicked a 44-yard field goal with 3:46 to go to bring SDSU to within four points.

After forcing a three and out, the Aztecs got the ball back but the drive fizzled near midfield and they turned it over on downs with 1:25 to go. After SDSU used its final timeout, the Wolf Pack kneeled, beating San Diego State for the second straight year to be come bowl eligible and ending the Aztecs' four-game winning streak in the process.

SDSU dominated almost every offensive category, but was unable to cash in when it mattered. For the game, San Diego State outgained the Wolf Pack, 309-226, including a 113-29 advantage on the ground. The Aztecs also had six more first downs (18-12), possession time (32:19-27:41) and better third down conversion percentage (38.9 pct.-16.7 pct.). However, nine penalties for 79 yards ultimately doomed SDSU in crucial times.

The Aztecs saw their 35-game winning streak snapped when holding their opponents to 17 or less points. SDSU is now 50-2 in the Rocky Long era when keeping its opponent to 17 or less points.

San Diego State also dropped to 43-4 in the Rocky Long era when holding its opponent to less than 300 yards of total offense, 42-14 when allowing less than 100 yards rushing and 43-5 when its opponent recorded 15 or less first downs.

The teams played to a 3-3 halftime tie with Brandon Talton kicking a 34-yard field goal for Nevada in the first quarter and Araiza answering with a 21-yarder early in the second quarter.

SDSU seemed poised to take a lead heading into intermission after going 63 yards on 12 plays, but on a second-and-10 from the Wolf Pack 12, quarterback Ryan Agnew's throw toward the right end zone was picked off by Daniel Brown and returned to the Nevada 12.

The Wolf Pack took a 10-3 lead on its opening drive of the second half when Cooks caught a 13-yard touchdown pass from Carson Strong. The drive went 75 yards on 16 plays over 7:56, buoyed by a pair of fourth-down conversions.

The Aztecs countered with a 14-play, 71-yard drive of their own before Chance Bell punched it in from three yards out to tie it at 10-10 after three quarters.

Agnew was 18-for-35 for 196 yards for SDSU.

Kyhva Tezino led the San Diego State defense with nine tackles, 2.5 tackles for loss and a sack, while Dwayne Johnson Jr. pitched in with nine stops. Luq Barcoo added eight tackles and a pass breakup, while Myles Cheatum contributed a career-high seven stops, including 1.5 tackles for loss.

>>> SCORING SUMMARY

Qtr	Time	Team	Scoring Play	Plays	TOP	Score
1st	3:22	NEV	Talton 34-yd field goal	4-5	1:13	0-3
2nd	13:15	SDSU	Araiza 21-yd field goal	13-71	5:07	3-3
3rd	7:12	NEV	Cooks 13-yd pass f. Strong (Talton kick)	16-75	7:48	3-10
3rd	1:24	SDSU	Bell 3-yd run (Araiza kick)	14-71	5:40	10-10
4th	10:31	NEV	Lee 1-yd run (Talton kick)	5-55	2:02	10-17
4th	3:46	SDSU	Araiza 44-yd field goal	11-42	4:00	13-17

INDIVIDUAL STATISTICS

>>> NEVADA

Rushing	Att	Yds	TD	Long	Avg
Tava	12	19	0	6	1.6
Lee	10	13	1	11	1.3
Strong	4	0	0	11	0.0
Team	2	-3	0	0	-1.5
Totals	28	29	1	11	1.0

Passing	C-A-I	Yds	TD	Long	Sack
Strong	19-26-1	147	1	30	2
Cooks	1-1-0	50	0	50	0
Totals	20-27-1	197	1	50	2

Receiving	No.	Yds	TD	Long
Putman	4	23	0	9
Tava	4	18	0	9
Doubs	3	42	0	19
Cooks	3	20	1	13
Christian	2	8	0	6
O'Leary-Orange	1	50	0	50
Fossum	1	30	0	30
Ikahihifo	1	6	0	6
Roberson	1	0	0	0
Totals	20	197	1	50

>>> SAN DIEGO STATE

Rushing	Att	Yds	TD	Long	Avg
Bell	11	40	1	10	3.6
Jasmin	9	34	0	10	3.8
Washington	12	18	0	7	1.5
Agnew	6	18	0	19	3.0
Williams	1	3	0	3	3.0
Totals	39	113	1	19	2.9

Passing	C-A-I	Yds	TD	Long	Sack
Agnew	18-35-1	196	0	28	2
Totals	18-35-1	196	0	28	2

Receiving	No.	Yds	TD	Long
Smith, K.	5	40	0	12
Houston	3	38	0	17
Matthews	3	32	0	18
Bellinger	1	28	0	28
Dedeaux	1	23	0	23
Busbee	1	14	0	14
Richardson	1	11	0	11
Jasmin	1	8	0	8
Byrd	1	2	0	2
Washington	1	0	0	0
Totals	18	196	0	28

Game 10

FRESNO STATE	7	0	0	0	-	7
SAN DIEGO STATE	7	3	0	7	-	17

Nov. 15 | SDCCU Stadium | San Diego, Calif. | 6:35 p.m. PT | Attendance: 26,876



TEAM STATISTICS

	FS	SDSU
FIRST DOWNS	13	24
Rushing	5	6
Passing	6	16
Penalty	2	2
NET YARDS RUSHING	70	102
Rushing Attempts	27	37
Average Per Rush	2.6	2.8
Rushing Touchdowns	1	1
Yards Gained Rushing	97	119
Yards Lost Rushing	27	17
NET YARDS PASSING	136	323
Completions-Attempts-Int	14-26-3	33-47-1
Average Per Attempt	5.2	6.9
Average Per Completion	9.7	9.8
Passing Touchdowns	0	1
TOTAL OFFENSE YARDS	206	425
Total offense plays	53	84
Average Gain Per Play	3.9	5.1
Fumbles: Number-Lost	2-0	1-1
Penalties: Number-Yards	7-55	5-50
PUNTS-YARDS	5-213	3-170
Average Yards Per Punt	42.6	56.7
Net Yards Per Punt	42.6	43.3
Inside 20	1	1
50+ Yards	1	3
Touchbacks	0	2
Fair catch	3	0
KICKOFFS-YARDS	2-113	4-260
Average Yards Per Kickoff	56.5	65.0
Net Yards Per Kickoff	43.5	42.0
Touchbacks	0	2
Fair Catch Yards	0	0
Punt returns: Number-Yards-TD	0-0-0	2-0-0
Average Per Return	0.0	0.0
Kickoff returns: Number-Yds-TD	2-42-0	2-26-0
Average Per Return	21.0	13.0
Interceptions: Number-Yds-TD	1-4-0	3-0-0
Fumble Returns: Number-Yds-TD	0-0-0	0-0-0
Miscellaneous Yards	5	0
Possession Time	23:55	36:05
1st Quarter	5:44	9:16
2nd Quarter	5:52	9:08
3rd Quarter	6:59	8:01
4th Quarter	5:20	9:40
Third-Down Conversions	3 of 12	9 of 17
Fourth-Down Conversions	0 of 1	0 of 2
Red-Zone Scores-Chances	1-2	3-5
Touchdowns	1-2	2-5
Field goals	0-2	1-5
Sacks By: Number-Yards	1-7	2-15
PAT Kicks	1-1	2-2
Field Goals	0-0	1-2
Points off turnovers	0	7

▶▶ GAME NOTES

Big Notes

- The Aztecs clinched a share of the Mountain West, West Division title for the fourth time in the two-division era (since 2003).
- With its eighth victory of the season, the Aztecs have eclipsed their win total from the entire 2018 campaign (seven).
- The Aztecs exactly 8-2 after 10 games for the third time in four seasons (2016, 2017 and 2019). The Aztecs were 7-3 after 10 contests in both 2015 and 2018.
- SDSU improved to 13-2 in its last 15 non-Saturday regular season games.
- San Diego State won its seventh straight non-Saturday home game and remains undefeated in non-Saturday home games in the Rocky Long era.
- The Aztecs won their sixth straight game and are 9-1 the last 10 times they have had fewer than seven days between games.
- San Diego State held Fresno State to just 206 yards of total offense, its fewest gained in a game since totaling just 89 yards at San Diego State on Nov. 3, 2015. In the Rocky Long era (since 2011), SDSU has held FS to three of its four lowest outputs out of 115 games (89 on Nov. 3, 2015, 206 tonight and 217 on Nov. 14, 2016).
- The Aztecs improved to 24-2 since 1988 when owning at least a 14-yard advantage in field position (tonight: +14).
- San Diego State had multiple turnovers in a game for the first time this season, snapping its FBS-leading streak of nine straight games with one or less turnovers.
- SDSU's offense lost a fumble for the first time this season. San Diego State had gone 707 offensive snaps this year without a fumble lost and 734 dating back to last season.
- The Aztecs improved to 31-1 over their last 32 games when owning a turnover advantage.
- SDSU improved to 51-5 in the Rocky Long era when committing less turnovers than its opponent.
- The Aztecs won their 23rd straight game and improved to 34-5 in the Rocky Long era when forcing at least three turnovers in a game.

SDSU Takes The Old Oil Can in 17-7 Win vs. FS

SAN DIEGO — Bolstered by Ryan Agnew's career-high passing performance and an opportunistic defense, San Diego State defeated Fresno State 17-7 at SDCCU Stadium.

With the victory, the Aztecs (8-2, 5-2 MW) clinched at least a share of the West Division title in the Mountain West for the fourth time in the conference's two-division era and can secure a berth in the MW Championship Game on Dec. 7 with a win at Hawai'i next Saturday night (Nov. 23).

Agnew enjoyed his finest game statistically as a collegian, completing 33 of 47 passes for 323 yards, all career-highs, with one interception and one touchdown, helping SDSU snap a two-game losing streak to the Bulldogs (4-6, 2-4 MW). In addition, the Aztec senior improved to 14-3 as the team's starting quarterback, which marks the best winning percentage (.824) in SDSU's Division I history.

Wide receiver Jesse Matthews was Agnew's favorite target, setting personal-bests with eight catches for 119 yards, while Chase Jasmin finished with six receptions for 40 yards and one touchdown to go with 31 yards and another score on the ground.

Fresno State drew first blood at the 7:05 mark of the first quarter on a 3-yard burst up the middle by Ronnie Rivers, capping a 5-play, 71-yard drive. The short touchdown was set up by a 53-yard strike from quarterback Jarge Reyna to Zane Pope down to the Aztec 16.

However, the Bulldogs were held scoreless for the remainder of the game, thanks to an SDSU defense that yielded just 70 yards rushing and picked off three passes, including two by Lug Barcoo.

Following Brandon Heicklen's 54-yard punt that pinned Fresno State inside its own 5, Tariq Thompson made the Aztecs' first interception at the Bulldog 22, stepping in front of a third-down pass intended for Pope, which put the Scarlet and Black in business.

After an 8-yard completion to Isaiah Richardson, Fresno State was flagged for pass interference in the end zone, giving SDSU a first down at the 2. On the very next play, Jasmin swept around left end for the tying touchdown with 2:39 remaining in the period.

The Aztecs gave themselves another short field on the next series, as Barcoo intercepted Reyna at the Bulldog 36. However, SDSU lost nine yards on its first two snaps before Agnew was promptly picked off by Chris Gaston, who returned the ball to the Fresno State 42.

The Aztec defense rose to the occasion, stuffing the Bulldogs on a fourth-and-1 at the SDSU 49 early in the second quarter.

Buoyed by a 29-yard completion to Matthews, the Aztecs subsequently drove deep into Fresno State territory before Matt Ariza booted a 22-yard field goal to put the hosts on top 10-7 with 9:57 left in the period. Facing a third-and-goal from the 5-yard line on the previous snap, Agnew hit Parker Houston for an apparent touchdown, but the score was overturned by a booth review.

SDSU finally gave itself some separation early in the fourth quarter when Agnew hit Jasmin on a 2-yard scoring strike just inside the right pylon to punctuate a 10-play, 72-yard drive. On the second play of the series, Agnew threaded a 16-yard pass to Matthews, while Jasmin subsequently darted 20 yards down to the Fresno State 12 following a roughing the passer penalty.

The Bulldogs threatened on their next series, advancing all the way to the Aztec 4, aided by a pair of pass interference penalties, along with a 17-yard completion to Emory Edwards and a 16-yard run by Rivers.

However, Fresno State self-destructed with a holding penalty and a bad exchange between Reyna and Rivers. Facing a third-and-goal at the SDSU 13, Reyna caved to the Aztec pass rush, throwing an ill-timed interception to Barcoo, who kept both feet in bounds along the far sideline at the 4.

With 8:02 left in the game, SDSU controlled the clock for all but the final eight seconds before turning the ball over on downs at the Bulldog 13.

In addition to Barcoo's heroics, Dwayne Johnson posted a team-high eight tackles, including five solo stops, while Cameron Thomas and Myles Cheatum each recorded a sack.

As a team, the Aztecs outgained the Bulldogs in total offense 425-206 and held the ball for 12 minutes (36:05-23:55).

>>SCORING SUMMARY

Qtr	Time	Team	Scoring Play	Plays	TOP	Score
1st	7:05	FS	Rivers 3-yd run (Silva kick)	5-71	2:25	7-0
1st	2:39	SDSU	Jasmin 2-yd run (Ariza kick)	2-22	0:41	7-7
2nd	9:57	SDSU	Ariza 22-yd field goal	8-45	3:25	7-10
4th	13:14	SDSU	Jasmin 2-yd pass f. Agnew (Ariza kick)	10-72	4:45	7-17

INDIVIDUAL STATISTICS

>>FRESNO STATE

Rushing	Att	Yds	TD	Long	Avg
Rivers	15	47	1	16	3.1
Reyna	8	17	0	14	2.1
Hokit	3	7	0	3	2.3
Team	1	-1	0	0	-1.0
Totals	27	70	1	16	2.6

Passing	C-A-I	Yds	TD	Long	Sack
Reyna	14-26-3	136	0	53	2
Totals	14-26-3	136	0	53	2

Receiving	No.	Yds	TD	Long
Rice	4	34	0	11
Rivers	4	29	0	20
Pope	3	56	0	53
Edwards	1	17	0	17
Hokit	1	2	0	2
Cropper	1	-7	0	0
Reyna	0	5	0	0
Totals	14	136	0	53

>>SAN DIEGO STATE

Rushing	Att	Yds	TD	Long	Avg
Bell	14	52	0	20	3.7
Jasmin	15	31	1	20	2.1
Agnew	5	13	0	9	2.6
Brookshire	1	2	0	2	2.0
Byrd	1	2	0	2	2.0
Williams	1	2	0	2	2.0
Totals	37	102	1	20	2.8

Passing	C-A-I	Yds	TD	Long	Sack
Agnew	33-47-1	323	1	29	1
Totals	33-47-1	323	1	29	1

Receiving	No.	Yds	TD	Long
Matthews	8	119	0	29
Jasmin	6	40	1	12
Bellinger	4	29	0	10
Kothe	3	45	0	29
Bell	3	33	0	21
Smith, K.	2	26	0	19
Richardson	2	17	0	9
Busbee	2	12	0	8
Williams	1	11	0	11
Houston	1	0	0	0
Agnew	1	-9	0	0
Totals	33	323	1	29

AZTEC PLAYERS

#9 RYAN AGNEW

Quarterback • Senior • 6-0 • 200 • Southlake, Texas • Carroll HS

• **At San Diego State:** Athletic, mobile quarterback with an accurate arm ... Can throw on the run and in the pocket ... Is 14-3 as a starting quarterback over his career ... Has played in 22 consecutive games and will start for the 18th time of his career Saturday at Hawai'i ... Has the best winning percentage (.824) in SDSU's Division I history (since 1969, min. 15 starts) ... Also is tied for fifth in second-half comeback victories (4), tied for seventh in wins (14) and 20th in passing yards (3,673).

• **2019 (Senior):** Has been chosen as a team captain by his teammates ... Has started the team's 10 games and has played all but one snap (Jordan Brookshire entered in the Wildcat formation), going 191-for-301 for 1,946 yards with a 126.50 pass efficiency rating, throwing 11 touchdowns against five interceptions ... Has a 63.5 completion percentage ... Also has rushed 69 times for 112 yards (1.6 avg.) with a long run of 19 yards ... If you take away the 18 times he has been sacked (for 152 yards) this year, he has rushed 51 times for 264 yards (5.2 avg.) ... Ranks second in the Mountain West in completion percentage (63.46, 38th in FBS), third in interception percentage (1.66, 28th in FBS), fourth in touchdown-to-interception ratio (2.20, T-64th in FBS), fifth in completions per game (19.10, 40th in FBS) and passing touchdowns (5), sixth in passing yards (1,946, 66th in FBS), passing yards per game (194.60, 72nd in FBS), pass efficiency rating (126.50) and total offense per game (205.80), and ninth in yards per completion (10.19) and yards per attempt (6.47) ... His pass efficiency rating and touchdown-to-interception numbers this season by quarter - 1st: 115.9, 2-3 | 2nd: 116.5, 1-1 | 3rd: 134.3, 3-0 | 4th: 150.7, 5-1 - and by half - 1st: 116.2, 3-4 | 2nd: 142.1, 8-1 ... With the game within three points in the fourth quarter, is 9-for-10 (90.0 pct.) for 98 yards, two touchdowns, no interceptions and a 238.3 pass efficiency rating ... vs. Weber State (Aug. 31) ... Started the opener against Weber State, going 16-for-30 for 108 yards ... at UCLA (Sept. 7) ... Had arguably the best game of his career in a win at UCLA, going 23-for-31 for 293 yards and a touchdown without throwing an interception ... Ended up setting then career highs in completions (23), yards (293), completion percentage (.742) and pass efficiency rating (164.23) ... Also ran for 19 yards on eight carries with a long run of 19 yards ... If you take away the two times he was sacked for 16 yards, he would have rushed for 35 yards on six carries (5.8 avg.) ... at New Mexico State (Sept. 14) ... Was 17-for-26 for 116 yards and a touchdown with an interception at New Mexico State ... Threw his second touchdown of the season and 12th of his career ... The interception was the first of his career on the road ... Also rushed three times for 18 yards (6.0 avg.) without being sacked for the first time of the season ... vs. Utah State (Sept. 21) ... Was 20-for-37 for 281 yards and two touchdowns vs. Utah State, while throwing one interception ... The 281 yards were the third most of his career ... at Colorado State (Oct. 5) ... Had another good outing at Colorado State, going 16-for-20 for 147 yards and three touchdowns without throwing an interception ... Had a career-high 80.0 completion percentage and a career-best 191.24 pass efficiency rating, and tied a career high with three touchdown passes ... Threw multiple touchdowns for the second straight game, second time this season and fourth time of his career ... This decade, this was just the fifth time an Aztec quarterback has had two-plus touchdown passes without an interception in a road game (Agnew twice, Christian Chapman, Adam Dingwell, Ryan Lindley) and just the eighth time an Aztec quarterback has thrown three-plus touchdowns without an interception in a game (Lindley three times, Agnew twice, Quinn Kaehler twice, Dingwell once) ... Completed eight of his first nine pass attempts with the one incompleting being a dropped pass ... vs. Wyoming (Oct. 12) ... Was 21-for-32 for 209 yards and two touchdowns without an interception against Wyoming, earning his first second-half comeback win of the season and fourth of his career ... Threw multiple touchdowns for a third straight game, third time this season and fifth time of his career ... Also rushed nine times for a then career-high 42 yards (4.7 avg.) without taking a loss with a long of 11 yards ... at San José State (Oct. 19) ... Was 13-for-20 for 88 yards at San José State, while adding a career-high 44 rushing yards on a career-best 11 attempts ... at UNLV (Oct. 26) ... Was 14-for-23 for a 185 yards and a touchdown, while throwing one interception, at UNLV ... Threw an interception, snapping his career-long streak of 124 pass attempts without an interception (first one since Sept. 21 vs. Utah State) ... vs. Nevada (Nov. 9) ... Was 18-for-35 for 196 yards with zero touchdowns and an interception against Nevada ... Also ran six times for 18 yards, tying a season long with a 19-yard run ... Dropped to 13-3 all-time as the starting quarterback ... vs. Fresno State (Nov. 15) ... Was 33-for-47 for 323 yards with a touchdown against Fresno State, setting career highs in passing yards, completions and passing attempts ... Became the first Aztec 300-

yard passer since Quinn Kaehler threw for 326 against Air Force on Nov. 14, 2014 ... For his efforts, was named to the Pro Football Focus Mountain West Team of the Week ... There were 65 games in between 300-yard passers ... Became the 25th different 300-yard passer in program history ... Threw to 11 different receivers, including himself when he caught a batted-down pass ... The touchdown pass was his 11th of the season and 21st of his career ... Also ran five times for 13 yards (2.6 avg.) with a long run of nine yards.

• **2018 (Junior):** Received the team's Byron H. Chase Memorial Trophy after being chosen the team's offensive player of the year ... Played in 12 of the team's 13 games, starting seven times ... Was 115-for-223 (51.6 pct.) for 1,651 yards and 10 touchdowns with six interceptions, owning a 123.18 pass efficiency rating ... Was 6-1 as the team's starting quarterback ... Also rushed 62 times for 141 yards (2.3 avg.) with a long run of 32 yards ... If you take away the 23 times he was sacked (for 146 yards), he rushed 39 times for 287 yards (7.4 avg.) ... Ranked 10th in FBS play (1st in MW) in passing yards per completion (14.36) ... Also ranked eighth in the MW in passing yards per attempt (7.40, 62nd in FBS), pass efficiency (123.18), passing yards (1,651), passing yards per game (137.58) and total offense per game (149.3), and 10th in touchdown passes (10) and completion percentage (51.57) ... Did not play in the opener at No. 13/13 Stanford ... Logged the first extensive time of his career vs. Sacramento State, playing 2.5 quarters after starter Christian Chapman went down with a knee injury ... Was 11-for-17 (64.7 pct.) for 159 yards, throwing two interceptions without a touchdown pass ... The first interception bounced off the hands of an Aztec tight end ... Set then career highs in completions (11), attempts (17), passing yards (159) and long pass (27) after entering the game with just 76 career passing yards, going 6-for-9 in 15 games played off the bench ... Also rushed three times for 21 yards (7.0 avg.) with a long of 14 yards ... Earned his first career start the following week against No. 23/25 Arizona State, completing 12 of 24 passes for 129 yards and a touchdown without throwing an interception ... Also rushed nine times for 36 yards (4.0 avg.) with a long of 13 yards ... Became the first quarterback from a non-Power 5 school to beat a nationally ranked team from a Power 5 school in his starting debut since USF's B.J. Daniels against No. 18 Florida State on Sept. 26, 2009 ... Became the third straight Aztec starting quarterback to win his Aztec debut (also Maxwell Smith vs. San Diego on Aug. 30, 2015 and Chapman vs. Air Force on Dec. 5, 2015) (SDSU quarterbacks were just 1-13 in the previous 14 starting debuts) ... Also became the first Aztec quarterback to beat a nationally ranked team in his debut (other quarterbacks were 0-4 when their debut was against a ranked squad) ... Threw his first touchdown pass late in the second quarter to Tim Wilson Jr. ... On the drive, Agnew was 6-for-9 for 77 yards and a touchdown with a 175.20 pass efficiency rating, while adding an 8-yard rush ... Started out the game 4-for-13, but completed 8 of his final 11 attempts in the game ... Set then career highs in completions (12), attempts (24), carries (9) and rushing yards (36) ... Picked up his second straight win against Eastern Michigan, going 12-for-22 for 176 yards and two touchdowns with one interception, while rushing eight times for 18 yards (2.2 avg.) with a long of 22 yards ... Recorded his first career second-half comeback win, leading the Aztecs to a game-tying field goal with 1:16 left in the fourth quarter and then leading SDSU to a field goal in overtime ... The 176 yards were a then career high, while the 12 completions tied a career best ... Threw multiple touchdown passes for the first time of his career ... Was 8-for-15 for 113 yards in a third straight start and first time as a captain at rv/No. 24 Boise State ... Also rushed nine times for zero yards with a long of eight, getting sacked four times ... Threw for a then career-high 213 yards and passed for a touchdown with one interception in a fourth straight start against Air Force, completing 9 of 25 passes ... Also had a then career-long 55-yard pass to Fred Trevillion and a career-long 32-yard run ... Recorded his third second-half comeback win of the season ... Threw for 86 yards, completing 7 of 11 passes, in a fifth straight start against San José State ... Threw for a career-high 283 yards and a career-best three touchdown passes in a start at Nevada ... The 283 passing yards were the most by an Aztec since Quinn Kaehler threw for 326 against Air Force on Nov. 21, 2014, while the three touchdowns were the most by an Aztec since Christian Chapman threw three vs. Hawai'i on Nov. 5, 2016 ... Also set career highs in completions (20) and passing attempts (41) ... Threw for multiple touchdown passes for the second time of his career ... Threw to a season-high nine different receivers ... Was 4-for-6 for 58 yards in a seventh straight start at New Mexico as a team captain, playing two drives before giving way to Christian Chapman ... Improved to 6-1 as the starting quarterback ... Threw for 187 yards with a touchdown and an interception off the bench against UNLV, going 14-for-26 ... Threw for 92 yards and a touchdown off the bench against Fresno State, completing 4 of 8 passes ... Threw a 70-yard touchdown pass to Fred Trevillion, the longest pass of his career ... Threw for 29 yards and a

touchdown against Hawai'i, going 3-for-4 in the fourth quarter and overtime ... Threw a 13-yard touchdown pass to Isaac Lessard in the fourth quarter, which tied the game up at 24-24 ... The touchdown was his 10th of the season (and career) ... Came off the bench against Ohio in the DXL Frisco Bowl, going 11-for-24 for 126 yards with one interception and no touchdowns ... Also ran seven times for 10 yards with a long of nine yards.

- **2017 (Sophomore):** Was 4-for-7 on the season for 47 yards in seven games, owning a 57.1 completion percentage and a 113.54 pass efficiency rating ... Also rushed 10 times for 52 yards (fifth on team), averaging 5.2 yards per carry with a long of 24 yards ... Played in the fourth quarter in the opener against UC Davis, going 1-for-2 for 17 yards, throwing a pass to Isiah Macklin ... The two pass attempts were a then career high ... Did not play at Arizona State, against No. 19/19 Stanford, at Air Force or vs. Northern Illinois ... Played on the team's final two drives at UNLV without attempting a pass ... Did not play against Boise State ... Played late against Fresno State, going 1-for-3 for 13 yards, and rushing four times for a career-high 39 yards (9.8 avg.) with a long of 24 yards ... The three passing attempts, four rushing attempts and long of 24 yards were also career bests ... Played late at Hawai'i without recording a stat ... Played most of the second half at San José State, going 2-for-2 for 17 yards with a long of 12 ... Also rushed twice for 18 yards (9.0 avg.) with a long of 14 ... Played a drive against Nevada, rushing three times, but losing three yards ... Played the team's final drive against New Mexico without recording a stat ... Did not play in the Armed Forces Bowl vs. Army West Point.
- **2016 (Freshman):** Played in eight of the team's 14 games, completing both of his pass attempts for 29 yards and rushing five times for 33 yards (6.6 avg.) ... Played the final series against New Hampshire for his first career appearance, going 1-for-1 for eight yards and rushing once for three yards ... Did not play in successive games against California, Northern Illinois and South Alabama ... Logged snaps late vs. UNLV, but did not attempt a pass ... Did not play at Fresno State ... Logged statless time vs. San José State and at Utah State ... Played the fourth quarter against Hawai'i, scrambling for a 23-yard rush and completing a 21-yard pass to Darryl Richardson ... Ended up setting career highs in rushing yards (23), long rush (23), passing yards (21) and long pass (21) for the Warriors ... Logged statless time late in the game at Nevada ... Did not play at Wyoming ... Played in the fourth quarter against Colorado State, rushing twice for six yards (3.0 avg.) with a long of five yards ... Did not play in the MW Championship at Wyoming ... Came in late vs. Houston in the Las Vegas Bowl, rushing one for one yard.
- **2015 (Redshirt):** Redshirted his first season at SDSU, where he was named the team's offensive scout team player of the year.
- **High School:** Passed for 6,967 yards and 56 touchdowns over three years at Carroll High School in Southlake, Texas, leading the Dragons to a combined 36-5 (.878) record, according to MaxPreps.com ... Also rushed for 2,286 yards with 38 touchdowns, averaging 5.8 yards per carry ... Passed for 3,197 yards as a senior in 2014, going 223-for-335 (66.7 pct.) with 22 touchdowns, while adding 53 yards and eight touchdowns on the ground in a 13-1 season ... As a junior in 2013, was 200-for-316 (63.3 pct.) for 29 touchdowns against just seven interceptions, and an impressive 1,257 rushing yards and 20 scores on the ground ... Added 496 yards and 10 rushing touchdowns in 2012 ... Was a two-time district MVP (2013-14) ... A three-star recruit by Rivals, ESPN and 247sports, and a two-star pick by Scout ... Earned an 83 grade by 247sports and a 73 by ESPN.
- **Personals:** Ryan James Agnew was born Sept. 26, 1996, in Southlake, Texas ... Son of Ed and Megann Agnew ... Chose San Diego State over offers from Arkansas State, UConn, Houston, Navy, S.F. Austin, Texas State and UNLV (according to Rivals) ... Is majoring in economics.

Agnew's Career Statistics

Season	Passing									Rushing		
	GP	GS	Cmp.	Att.	Pct.	Int.	TD	Yds.	Rtg.	Att.	Yds.	TD
2016	8	0	2	2	100.0	0	0	29	221.80	5	33	0
2017	7	0	4	7	57.1	0	0	47	113.54	10	52	0
2018	12	7	115	223	51.6	6	10	1,525	123.18	62	141	0
2019	10	10	191	301	63.5	5	11	1,946	126.50	69	112	0
Career	37	17	312	533	58.5	11	21	3,673	125.30	146	338	0

Career Highs: Completions: 33 vs. Fresno State (11/15/19); Attempts: 47 vs. Fresno State (11/15/19); Passing Yards: 323 vs. Fresno State (11/15/19); Passing Touchdowns: 3 at Colorado State (10/5/19), vs. Nevada (10/27/18); Long Pass: 70 at Fresno State (11/17/18); Completion Pct. (min. 12 att.): 80.0 (16-for-20) at Colorado State (10/5/19); Efficiency Rating (min. 12 att.): 191.24 at Colorado State (10/5/19); Carries: 11 at San José State (10/19/19); Rushing Yards: 44 at San José State (10/19/19); Long Rush: 32 vs. Air Force (10/12/18); Receptions: 1 vs. Fresno State (11/15/19); Tackles: 2 vs. No. 23/25 Arizona State (9/15/18).

2019 Highs: Completions: 33 vs. Fresno State (11/15/19); Attempts: 47 vs. Fresno State

(11/15/19); Passing Yards: 323 vs. Fresno State (11/15/19); Passing Touchdowns: 3 at Colorado State (10/5/19); Long Pass: 49 vs. Utah State (9/21/19); Completion Pct. (min. 12 att.): 80.0 (16-for-20) at Colorado State (10/5/19); Efficiency Rating (min. 12 att.): 191.24 at Colorado State (10/5/19); Carries: 11 at San José State (10/19/19); Rushing Yards: 44 at San José State (10/19/19); Long Rush: 19 vs. Nevada (11/9/19), at UCLA (9/7/19); Receptions: 1 vs. Fresno State (11/15/19).

Agnew's Career Game-by-Game

Date	Opponent	GP	GS	Cmp.	Att.	Pct.	Int.	TD	Yds.	Rtg.
S.3.16	New Hampshire	1	0	1	1	100.0	0	0	8	167.20
S.10.16	California	--- Did Not Play ---								
S.17.16	at Northern Illinois	--- Did Not Play ---								
O.1.16	at South Alabama	--- Did Not Play ---								
O.8.16	UNLV*	1	0	0	0	0.0	0	0	0	0.00
O.14.16	at Fresno State*	--- Did Not Play ---								
O.21.16	San José State*	1	0	0	0	0.0	0	0	0	0.00
O.28.16	at Utah State*	1	0	0	0	0.0	0	0	0	0.00
N.5.16	Hawai'i*	1	0	1	1	100.0	0	0	21	276.40
N.12.16	Nevada*	1	0	0	0	0.0	0	0	0	0.00
N.19.16	at Wyoming*	--- Did Not Play ---								
N.26.16	Colorado State*	1	0	0	0	0.0	0	0	0	0.00
D.3.16	at Wyoming@	--- Did Not Play ---								
D.21.16	vs. Houston^	1	0	0	0	0.0	0	0	0	0.00
S.2.17	UC Davis	1	0	1	2	50.0	0	0	17	121.40
S.9.17	at Arizona State	--- Did Not Play ---								
S.16.17	No. 19/19 Stanford	--- Did Not Play ---								
S.23.17	at Air Force*	--- Did Not Play ---								
S.30.17	Northern Illinois	--- Did Not Play ---								
O.7.17	at UNLV*	1	0	0	0	0.0	0	0	0	0.00
O.14.17	Boise State*	--- Did Not Play ---								
O.21.17	Fresno State*	1	0	1	3	33.3	0	0	13	69.73
O.28.17	at Hawai'i*	1	0	0	0	0.0	0	0	0	0.00
N.4.17	at San José State*	1	0	2	2	100.0	0	0	17	171.40
N.18.17	Nevada*	1	0	0	0	0.0	0	0	0	0.00
N.24.17	New Mexico&	1	0	0	0	0.0	0	0	0	0.00
D.23.17	vs. Army West Point+	--- Did Not Play ---								
A.30.18	at No. 13/13 Stanford	--- Did Not Play ---								
S.8.18	Sacramento State	1	0	11	17	64.7	2	0	159	119.74
S.15.18	No. 23/25 Arizona State	1	1	12	24	50.0	0	1	129	108.90
S.22.18	Eastern Michigan	1	1	12	22	54.5	1	2	176	142.65
O.6.18	vs. rv/No. 24 Boise State*	1	1	8	15	53.3	0	0	113	116.61
O.12.18	Air Force*	1	1	9	25	36.0	1	1	213	112.77
O.20.18	San José State*	1	1	7	11	63.6	0	0	86	129.31
O.27.18	Nevada*	1	1	20	41	48.8	0	3	283	130.91
N.3.18	at New Mexico*	1	1	4	6	66.7	0	0	58	147.87
N.10.18	UNLV*	1	0	14	26	53.8	1	1	187	119.26
N.17.18	at Fresno State*	1	0	4	8	50.0	0	1	92	187.85
N.24.18	Hawai'i*	1	0	3	4	75.0	0	1	29	218.40
D.19.18	vs. Ohio#	1	0	11	24	45.8	1	0	126	81.60
A.31.19	Weber State	1	1	16	30	53.3	0	0	108	83.57
S.7.19	UCLA	1	1	23	31	74.2	0	1	293	164.23
S.14.19	at New Mexico State	1	1	17	26	65.4	1	1	116	107.86
S.21.19	Utah State*	1	1	20	37	54.1	1	2	281	130.28
O.5.19	at Colorado State*	1	1	16	20	80.0	0	3	147	191.24
O.12.19	Wyoming*	1	1	21	32	65.6	0	2	209	141.11
O.19.19	at San José State*	1	1	13	20	65.0	0	0	88	101.96
O.26.19	at UNLV*	1	1	14	23	60.9	1	1	185	134.09
N.9.19	Nevada*	1	1	18	35	51.4	1	0	196	92.75
N.15.19	Fresno State*	1	1	33	47	70.2	1	1	323	130.71

*Bold indicates season high. * - Mountain West game. @ - 2016 Mountain West Championship (War Memorial Stadium; Laramie, Wyo.). ^ - 2016 Las Vegas Bowl (Sam Boyd Stadium; Las Vegas, Nev.). + - 2017 Lockheed Martin Armed Forces Bowl (Amon Carter Stadium; Fort Worth, Texas). # - 2018 DXL Frisco Bowl (Toyota Stadium; Frisco, Texas).*

#38 ANDREW ALEKI (ah-LECK-ee)

Linebacker • Junior • 6-3 • 230 • Honolulu, Hawaii • Kamehameha HS

- **At San Diego State:** Young, athletic linebacker who has impressed the coaching staff ... Has a nose for the ball ... After overcoming an injury late in fall camp, enters the weekend as the starting "Will" linebacker ... Also excels on special teams.
- **2019 (Junior):** Has played in the team's 10 games, starting five times ... Has 28 tackles (12 solo), including 4.5 tackles for loss, a sack, a fumble recovery, a pass breakup and five quarterback hurries ... **vs. Weber State (Aug. 31)** ... Played 16 snaps in the opener with Weber State without recording a stat ... **at UCLA (Sept. 7)** ... Earned the start for the second time in his career at UCLA, making one solo tackle in 33 snaps ... **at New Mexico State (Sept. 14)** ... Had arguably the best game of his career in his third career start at New Mexico, making five tackles (three solo), with a career-high two tackles for loss of seven yards and his first career sack of five yards ... **vs. Utah State (Sept. 21)** ... Recorded four tackles (one solo), including a 2-yard tackle for loss, and a pass breakup in a start and 61 snaps vs. Utah State ... **at Colorado State (Oct. 5)** ... Did not record a stat in 16 snaps off the bench at Colorado State ... **vs. Wyoming (Oct. 12)** ... Contributed two assisted tackles in 11 snaps off the bench vs. Wyoming ... **at San José State (Oct. 19)** ... Came up with three tackles (two solo) and two quarterback hurries in 34 snaps in a reserve role at San José State ... **at UNLV (Oct. 26)** ... Earned the start at UNLV, making a season-high and career-high-tying six tackles with three quarterback hurries in 58 snaps ... **vs. Nevada (Nov. 9)** ... Had two tackles (0.5 tackles for loss) in 28 snaps off the bench against Nevada ... **vs. Fresno State (Nov. 15)** ... Recorded five tackles (two solo) and in a start vs. Fresno State, including a 7-yard tackle for loss, in 46 snaps.
- **2018 (Sophomore):** Played in 12 of the team's 13 games, starting once ... Missed only the Eastern Michigan game ... Had 22 tackles on the season to go along with a pass breakup ... Had three stops in the opener at No. 13/13 Stanford off the bench, logging 15 snaps on defense ... Also had a pass breakup, which deflected to Noble Hall for an interception ... Made an assisted tackle on defense off the bench against Sacramento State ... Did not record a stat in playing time against No. 23/25 Arizona State, logging 14 snaps on defense ... Did not play vs. Eastern Michigan ... Set a career best with three solo tackles in 19 snaps against rv/No. 24 Boise State ... Played two statless snaps against Air Force ... Had one assisted tackle in time off the bench against San José State ... Did not find the stat sheet in three snaps at Nevada ... Recorded a solo tackle on special teams at New Mexico without seeing any time on defense ... Played nine snaps without finding the stat sheet against UNLV ... Had arguably his best game of the season at Fresno State, making a career-high six tackles (previous best was three) in just 18 snaps off the bench ... Made a solo tackle in 11 snaps against Hawai'i ... Played a career-high 49 snaps in his first career start against Ohio in the DXL Frisco Bowl, tying a career high with six tackles.
- **2017 (True Freshman):** Logged snaps in 12 games as a true freshman, only missing the Arizona State game with an illness ... Had 16 tackles (nine solo), a fumble recovery and a quarterback hurry ... Tied for the team lead with three tackles on the punt return unit ... Played late against UC Davis in the opener, but failed to find the stat sheet ... Did not travel to Arizona State because of an illness ... Had his first two career tackles off the bench vs. No. 19/19 Stanford ... Added two assisted tackles in extensive playing time at Air Force ... Had a solo stop, recovered his first career fumble and had his first quarterback hurry vs. Northern Illinois ... Came up with two solos at UNLV ... Registered an assisted stop vs. Boise State ... Did not record a stat in playing time against Fresno State ... Had two solo stops in a reserve role at Hawai'i ... Had another two tackles (one solo) at San José State ... Came up with a solo tackle against Nevada ... Made two assisted tackles against New Mexico ... Made an assisted stop in playing time vs. Army West Point in the Armed Forces Bowl.
- **High School:** Played his prep ball at Kamehameha High School in Honolulu ... A consensus three-star recruit by Rivals, ESPN, 247sports and Scout ... 247sports ranked him as the sixth-best recruit in the state of Hawaii and gave him a grade of 83 ... Was rated as the second-best outside linebacker in Hawaii and 19th in the west by Scout.
- **Personal:** Andrew Ka'eo Aleki was born May 24, 1999, in Las Vegas, Nev. ... Son of Aviata and Jaylene Aleki ... Picked the Aztecs over other offers from Utah, Washington State, Oregon State, Air Force, UNLV and Hawai'i ... Is majoring in psychology.

Aleki's Career Statistics

Season	GP	GS	UA	A	TT	TFL	Sk	Int.	PBU	FF	FR
2017	12	0	9	7	16	0.0	0.0	0	0	0	1
2018	12	1	8	14	22	0.0	0.0	0	1	0	0
2019	10	5	12	16	28	4.5	1.0	0	1	0	0
Career	34	6	29	37	66	4.5	1.0	0	1	0	1

Career Highs: Tackles: 6 at UNLV (10/26/19), vs. Ohio (12/19/18), at Fresno State (11/17/18); Tackles For Loss: 2.0 at New Mexico State (9/14/19); Sacks: 1.0 at New Mexico State (9/14/19); Pass Breakups: 1 vs. Utah State (9/21/19), at No. 13/13 Stanford (8/31/18); Fumble Recoveries: 1 vs. Northern Illinois (9/30/17).

2019 Highs: Tackles: 6 at UNLV (10/26/19); Tackles For Loss: 2.0 at New Mexico State (9/14/19); Sacks: 1.0 at New Mexico State (9/14/19); Pass Breakups: 1 vs. Utah State (9/21/19).

Aleki's Career Game-by-Game

Date	Opponent	GP	GS	UA	A	TT	TFL	Sk.	Int.	PBU	FF	FR
S.2.17	UC Davis	1	0	0	0	0	0.0	0.0	0	0	0	0
S.9.17	at Arizona State	--- Did Not Play - Illness ---										
S.16.17	No. 19/19 Stanford	1	0	2	0	2	0.0	0.0	0	0	0	0
S.23.17	at Air Force*	1	0	0	2	2	0.0	0.0	0	0	0	0
S.30.17	Northern Illinois*	1	0	1	0	1	0.0	0.0	0	0	0	1
O.7.17	at UNLV*	1	0	2	0	2	0.0	0.0	0	0	0	0
O.14.17	Boise State*	1	0	0	1	1	0.0	0.0	0	0	0	0
O.21.17	Fresno State*	1	0	0	0	0	0.0	0.0	0	0	0	0
O.28.17	at Hawai'i*	1	0	2	0	2	0.0	0.0	0	0	0	0
N.4.17	at San José State*	1	0	1	1	2	0.0	0.0	0	0	0	0
N.18.17	Nevada*	1	0	1	0	1	0.0	0.0	0	0	0	0
N.24.17	New Mexico*	1	0	0	2	2	0.0	0.0	0	0	0	0
D.23.17	vs. Army West Point*	1	0	0	1	1	0.0	0.0	0	0	0	0
A.31.18	at No. 13/13 Stanford	1	0	1	2	3	0.0	0.0	0	1	0	0
S.8.18	Sacramento State	1	0	0	1	1	0.0	0.0	0	0	0	0
S.15.18	No. 23/25 Arizona State	1	0	0	0	0	0.0	0.0	0	0	0	0
S.22.18	Eastern Michigan	--- Did Not Play ---										
O.6.18	at rv/No. 24 Boise State*	1	0	3	0	3	0.0	0.0	0	0	0	0
O.12.18	Air Force*	1	0	0	0	0	0.0	0.0	0	0	0	0
O.20.18	San José State*	1	0	0	1	1	0.0	0.0	0	0	0	0
O.27.18	at Nevada*	1	0	0	0	0	0.0	0.0	0	0	0	0
N.3.18	at New Mexico*	1	0	1	0	1	0.0	0.0	0	0	0	0
N.10.18	UNLV*	1	0	0	0	0	0.0	0.0	0	0	0	0
N.17.18	at Fresno State*	1	0	0	6	6	0.0	0.0	0	0	0	0
N.24.18	Hawai'i*	1	0	1	0	1	0.0	0.0	0	0	0	0
D.19.18	vs. Ohio#	1	1	2	4	6	0.0	0.0	0	0	0	0
A.31.19	Weber State	1	0	0	0	0	0.0	0.0	0	0	0	0
S.7.19	at UCLA	1	1	1	0	1	0.0	0.0	0	0	0	0
S.14.19	at New Mexico State	1	1	3	2	5	2.0	1.0	0	0	0	0
S.21.19	Utah State*	1	1	1	3	4	1.0	0.0	0	1	0	0
O.5.19	at Colorado State*	1	0	0	0	0	0.0	0.0	0	0	0	0
O.12.19	Wyoming*	1	0	0	2	2	0.0	0.0	0	0	0	0
O.19.19	at San José State*	1	0	2	1	3	0.0	0.0	0	0	0	0
O.26.19	at UNLV*	1	1	2	4	6	0.0	0.0	0	0	0	0
N.9.19	vs. Nevada*	1	0	1	1	2	0.5	0.0	0	0	0	0
N.15.19	Fresno State*	1	1	2	3	5	1.0	0.0	0	0	0	0

*Bold indicates season high. * - Mountain West game. + - 2017 Lockheed Martin Armed Forces Bowl (Amon Carter Stadium; Fort Worth, Texas). # - 2018 DXL Frisco Bowl (Toyota Stadium; Frisco, Texas).*

#2 MATT ARAIZA (Ah-RIZE-ah)

Kicker • RS-Freshman • 6-2 • 195 • San Diego, Calif. • Rancho Bernardo HS

- **At San Diego State:** Takes over for two-time Lou Groza Award semifinalist John Baron II ... A left-footed kicker with a cannon of a leg ... Looks to improve on his accuracy ... Will be expected to kick field goals and PATs, as well as handle kickoff duties.
- **2019 (Freshman):** Has handled all kicking duties except punting in the 10 games so far ... Is 17-for-20 (.850) on the season in field goal attempts with a long of 47 yards, while making all 21 of his PATs ... **Leads the Aztecs with 72 points (No. 2 is 24) and has the same amount of points as the next three players combined (72)** ... Also has kicked off 49 times for 3,064 yards with 37 touchbacks for a 63.0 kickoff average ... **Is tied for the FBS lead with a perfect PAT percentage and leads the Mountain West in touchback percentage (75.51, 12th in FBS), while ranking second on touchbacks (37, T-25th in FBS), third in field goals per game (1.70, T-11th in FBS), field goals (17, T-11th in FBS) and kickoff average (63.00, 34th in FBS), fourth in**

field goal attempts (20, T-18th in FBS), fifth in kicking points (72, T-48th in FBS), sixth in field goal percentage (85.00, 27th in FBS) and points (72, 72nd in FBS), seventh in kickoff yards (3,064, 71st in FBS) and points per game (7.20), eighth in kickoffs (49) and 10th with a long field goal of 47 (T-75th in FBS) ... **Among freshmen kickers in the country, is tied for second in field goals (17, 2nd in MW), fifth in field goal percentage (.850, 3rd in MW) and seventh in kicking points (73, 2nd in MW) ... Ranks fifth in SDSU single-season history in field goal percentage (.850) and tied for fifth in field goals (17) ... vs. Weber State (Aug. 31) ...** Accounted for all of San Diego State's points in a 6-0 win over Weber State in the opener, knocking in a pair of field goals (34 and 29 yards) in his first collegiate action ... Also kicked off three times for 195 yards and a perfect average of 65.0 yards per boot ... **at UCLA (Sept. 7) ...** Was named the Mountain West Special Teams Player of the Week for the first time of his career on Sept. 9 for his play at UCLA when he went 3-for-4 on field goal attempts and 2-for-2 on PATs, while posting five touchbacks in six kickoffs ... Made a then career-long 43-yarder in the first quarter, while his three field goals and 11 points were also a career best ... His other makes came from 31 and 25, while his lone miss was from 47 yards ... Made multiple field goals for a second straight game ... **at New Mexico State (Sept. 14) ...** Made a 40-yard field goal and nailed all four PAT tries at New Mexico State ... Also kicked off six times for 390 yards and a perfect 65.0 average, posting a career-high six touchbacks ... **vs. Utah State (Sept. 21) ...** Made his only field goal attempt from 22 yards and was perfect on two PAT tries vs. Utah State ... Kicked off four times for 244 yards (61.0 avg.) with one touchback ... **at Colorado State (Oct. 5) ...** Made a 22-yard field goal and converted all three PATs at Colorado State ... Also kicked off five times for 323 yards (64.6 avg.) with four touchbacks ... **vs. Wyoming (Oct. 12) ...** Was 2-for-3 in field goal attempts and 2-for-2 in PATs against Wyoming ... Had a career long of 47 yards in the first quarter ... Also kicked off six times for 390 yards (65.0 avg.), tying a career best with average (65.0) and touchbacks (6) ... **at San José State (Oct. 19) ...** Was 2-for-2 on field goal attempts with a long of 41 yards, while going 3-for-3 in PATs ... Also kicked off six times for 347 yards (57.8 avg.) with four going for touchbacks ... **at UNLV (Oct. 26) ...** Was 2-for-2 in field goal attempts and 2-for-2 in PATs at UNLV ... Also kicked off five times for five touchbacks and 325 yards for a perfect 65.0 kickoff average ... **vs. Nevada (Nov. 9) ...** Was 2-for-2 in field goal attempts and 1-for-1 in PATs vs. Nevada ... Had his fourth straight game with multiple field goals and now has six games with multiple field goals this season (and career) ... Also kicked off four times for 246 yards (61.5 avg.) with three touchbacks ... **vs. Fresno State (Nov. 15) ...** Made a 22-yard field goal against Fresno State, but later had a 42-yard attempt blocked ... Made both of his PATs ... Is now 17-for-20 on the season in field goal attempts ... His 85.0 field goal percentage is fifth in SDSU single-season history, while his 17 field goals are tied for fifth ... Also kicked off four times for 260 yards (65.0 avg.) with two touchbacks.

- **2018 (Redshirt):** Was on the travel squad for the entire season, but ultimately used his red-shirt learning behind two-time all-MW kicker John Baron II.
- **High School:** Kicked and punted for three years at local Rancho Bernardo High School in San Diego, Calif. ... According to MaxPreps, connected on 37 of his 48 field goal attempts for his career with a long of 53 yards ... Also averaged 41.7 yards per punt (120 punts for 5,001 yards) with a long of 71 yards ... Out of 221 kickoffs, 179 went for touchbacks ... Had a solid senior campaign in 2017, making 12 of his 16 field goal attempts with a long of 53 yards, while punting 39 times for 1,712 yards (43.9 avg.) and finishing with touchbacks on 49 of his 51 kickoffs ... Also played some time as a defensive back ... His 37 field goals were a San Diego Section record, breaking former Aztec Nate Tandberg's 34, set from 1993-95 at the same Rancho Bernardo HS ... Was a MaxPreps Sophomore First-Team All-American and a first-team California Medium Schools pick ... A three-time all-CIF San Diego Section Kicker of the Year and two-time Palomar League Kicker of the Year ... A two-star recruit by 247sports and the 19th-best kicker by the outlet ... Also competed in soccer and track and field at RBHS ... In track and field, set the freshmen 110 hurdles and 300 hurdles school records.
- **Personal:** Matthew Ryan Araiza was born May 16, 2000, in San Diego ... Son of Rico and Kerry Araiza ... Also received scholarship offers from Massachusetts and Montana, while being recruited by Stanford, Michigan, UCLA and San Diego ... Is majoring in biology.

Araiza's Career Statistics

Kicking												
Season	GP	GS	FGM	FGA	Pct.	01-19	20-29	30-39	40-49	50+	Lg.	Blk.
2019	10	10	17	20	.850	0-0	8-8	4-5	5-7	0-0	47	0
Career	10	10	17	20	.850	0-0	8-8	4-5	5-7	0-0	47	0

Kickoffs

Season	GP	GS	No.	Yds.	Avg.	TB	OB
2019	10	10	49	3,064	63.0	37	0
Career	10	10	49	3,064	63.0	37	0

Career/2019 Highs: Points: 11 at UCLA (9/7/19); Field Goals: 3 at UCLA (9/7/19); Long Field Goal: 47 vs. Wyoming (10/12/19); Kickoffs: 6, four times; Touchbacks (KO): 6 vs. Wyoming (10/12/19), at New Mexico State (9/14/19); Kickoff Avg. (More than 1 att.): 65.0, five times.

Araiza's Career Game-by-Game Kicking

Date	Opponent	GP	GS	PATs		FGs			
				Md.	Att.	Md.	Att.	Long	Blkd.
A.31.19	Weber State	1	*	0	0	2	2	34	0
S.7.19	at UCLA	1	*	2	2	3	4	43	0
S.14.19	at New Mexico State	1	*	4	4	1	1	40	0
S.21.19	Utah State*	1	*	2	2	1	1	22	0
O.5.19	at Colorado State*	1	*	3	3	1	1	22	0
O.12.19	Wyoming*	1	*	2	2	2	3	47	0
O.19.19	at San José State*	1	*	3	3	2	2	41	0
O.26.19	at UNLV*	1	*	2	2	2	2	34	0
N.9.19	Nevada*	1	*	1	1	2	2	44	0
N.15.19	Fresno State*	1	8	2	2	1	2	22	1

Kickoffs

Date	Opponent	GP	GS	No.	Yds.	Avg.	TB	OB
A.31.19	Weber State	1	*	3	195	65.0	1	0
S.7.19	at UCLA	1	*	6	367	61.2	5	0
S.14.19	at New Mexico State	1	*	6	390	65.0	6	0
S.21.19	Utah State*	1	*	4	244	61.0	1	0
O.5.19	at Colorado State*	1	*	5	323	64.6	4	0
O.12.19	Wyoming*	1	*	6	390	65.0	6	0
O.19.19	at San José State*	1	*	6	347	57.8	4	0
O.26.19	at UNLV*	1	*	5	325	65.0	5	0
N.9.19	Nevada*	1	*	4	246	61.5	3	0
N.15.19	Fresno State*	1	*	4	260	65.0	2	0

*Bold indicates season high. * - Mountain West game. GS - in this category indicates the player was on the field the first time San Diego State was in the field goal or kickoff formation.*

#3 CARSON BAKER

Quarterback • RS-Freshman • 6-3 • 190 • San Diego, Calif. • Helix HS

- **At San Diego State:** Young quarterback with a ton of potential ... Has an accurate arm ... Could be in the mix on the two-deep this season ... Enters the Hawai'i game as the backup quarterback to senior Ryan Agnew.
- **2019 (Freshman):** Has not appeared in a game yet ... Did not play in the opener vs. Weber State, or in games at UCLA, at New Mexico State, vs. Utah State, at Colorado State, against Wyoming, at San José State, at UNLV, vs. Nevada or vs. Fresno State.
- **2018 (Redshirt):** Was on the travel squad in three games, but ended up redshirting behind upperclassmen Ryan Agnew and Christian Chapman.
- **High School:** Played three seasons at nearby Helix High School in La Mesa, the same high school as fellow 2018 recruit Rashad Scott and 2019 signee Michael Shawcroft ... Helped the Highlanders to a 34-7 (.829) record over the three years, including a state championship appearance and 13-2 record in 2017 ... Was 368-for-546 (67.3 pct.) for 5,544 yards, throwing for 62 touchdowns against just eight interceptions (according to MaxPreps) ... Also ran 129 times for 590 yards and an additional seven scores ... Had a tremendous senior season in 2017, completing 162 of 235 attempts (68.9 pct.) for 33 touchdowns with just three interceptions, while rushing for 316 yards and four touchdowns ... Was a two-time all-CIF pick and a two-time league offensive player of the year ... Was a two-time team captain ... Also played basketball at Helix High.
- **Personal:** Carson Daniel Baker was born Feb. 3, 2000, in El Cajon, Calif. ... Son of Greg and Danielle Baker ... Picked the Aztecs over official offers from UC Davis, Columbia, Dartmouth and San Diego, according to Rivals ... Undecided on a major.

#57 KESHAWN BANKS

Defensive End • Sophomore • 6-4 • 270 • Rio Rancho, N.M. • Rio Rancho HS

- **At San Diego State:** Talented, young defensive end who had a solid 2018 fall camp and played immediately as a true freshman ... Enters 2019 as one of two starting defensive ends.
- **2019 (Sophomore):** Has started the team's 10 games this season ... Has 32 tackles (14 solo) on the season, including 10.0 tackles for loss for 41 yards and 4.5 sacks for 26 yards, a pass breakup and six quarterback hurries ... Leads the team with tackles for loss (9.0) and sacks (4.5) ... Ranks in a tie for fourth in the Mountain West in tackles for loss per game (1.00) and ninth in sacks per game (0.45) ... vs. Weber State (Aug. 31) ... Earned the start for the first time of his career in the opener with Weber State, making three tackles (two solo), including 1.5 tackles for loss for five yards ... at UCLA (Sept. 7) ... Followed with a 4-yard tackle for loss at UCLA in 47 snaps ... at New Mexico State (Sept. 14) ... Had the best game of his young career at New Mexico State, making five tackles (three solo), including two sacks (and TFL) for 12 yards, with his first career pass breakup ... For his efforts was named to the Pro Football Focus Mountain West Team of the Week for the first time of his career ... The two sacks and two tackles for loss were both a career best ... vs. Utah State (Sept. 21) ... Made two assisted tackles in a start vs. Utah State, playing 68 of the 77 snaps in the game ... at Colorado State (Oct. 5) ... Tied a career high with five stops in 45 snaps in a start at Colorado State, including 0.5 sacks and 1.5 tackles for loss ... vs. Wyoming (Oct. 12) ... Tied a career high with five tackles (three solo) with a tackle for loss in a start vs. Wyoming, playing all the defensive snaps (54) for the first time of his career ... at San José State (Oct. 19) ... Started again at San José State, making one tackle that went down as a 1/2 sack with Cameron Thomas and adding a quarterback hurry, while playing 46 snaps in the game ... at UNLV (Oct. 26) ... Had another good start at UNLV, making three tackles, including 1.5 sacks (and 1.5 TFL) for eight yards and a quarterback hurry in 67 snaps ... vs. Nevada (Nov. 9) ... Made two tackles in 49 snaps in a start vs. Nevada ... vs. Fresno State (Nov. 15) ... Made his 10th straight start vs. Fresno State, recording five tackles (two solo) ... Also had a tackle for loss and three quarterback hurries over the 45 snaps.
- **2018 (True Freshman):** Played 12 of the team's 13 games on the season as a true freshman, missing the Nevada game with an injury ... Had seven tackles with one tackle for loss and a quarterback hurry ... Played in the opener at No. 13/13 Stanford, making an assisted tackle off the bench in 18 snaps ... Also played in a reserve role against Sacramento State (16 snaps), but did not find the stat sheet ... Had a solo stop against No. 23/25 Arizona State (18 snaps), which went down as a 2-yard loss ... It was the first tackle for loss of his career ... Made an assisted tackle in 15 snaps in a reserve role against Eastern Michigan ... Had a career-best two stops in 20 snaps at rv/No. 24 Boise State ... Played even more the following week against Air Force, making one assisted tackle and adding one quarterback hurry in a career-high 30 snaps in a reserve role ... Was unable to find the stat sheet against San José State ... Did not travel to play at Nevada while in concussion protocol ... Came back to play nine statless snaps at New Mexico, 12 statless snaps vs. UNLV, 11 statless snaps at Fresno State and eight statless snaps vs. Hawai'i ... Had an assisted tackle in 23 snaps vs. Ohio in the DXL Frisco Bowl.
- **High School:** Three-year letter winner at Rio Rancho High School in Rio Rancho, N.M., in the Albuquerque area ... Led the Rams to a 13-0 record and state championship in 2016, and a 9-3 mark in 2017 ... Had 133 tackles over this three years according to MaxPreps, including 37 tackles for loss, 18 sacks, eight pass deflections, three forced fumbles, three fumble recoveries and an interception ... Registered 55 tackles, 20 TFL, 10 sacks, four pass deflections, a forced fumble and two recoveries as a senior in 2017 ... Played in the North-South all-star game ... Earned all-state, all-metro and all-district accolades, and was named the metro defensive player of the year ... A three-star recruit by 247sports and a two-star recruit from Rivals ... Rated as the third-best recruit in New Mexico by 247sports ... Also lettered for three years with the basketball team and twice on the track and field squad.
- **Personal:** Keshawn Duvall Banks was born Dec. 21, 1999, in Albuquerque, N.M. ... Son of Jacinda Baker and Gary Allison (stepdad) ... Picked the Aztecs over Colorado State, Wyoming, UNLV, New Mexico and New Mexico State ... Undecided on a major.

Banks' Career Statistics

Season	GP	GS	UA	A	TT	TFL	Sk	Int.	PBU	FF	FR
2018	12	0	1	6	7	1.0	0.0	0	0	0	0
2019	10	10	14	18	32	10.0	4.5	0	1	0	0
Career	22	10	15	24	39	11.0	4.5	0	1	0	0

Career/2019 Highs: Tackles: 5, four times; Tackles For Loss: 2.0 at New Mexico State (9/14/19); Sacks: 2.0 at New Mexico State (9/14/19); Pass Breakups: 1 at New Mexico State (9/14/19).

Banks' Career Game-by-Game

Date	Opponent	GP	GS	UA	A	TT	TFL	Sk.	Int.	PBU	FF	FR
A.31.18	at No. 13/13 Stanford	1	0	0	1	1	0.0	0.0	0	0	0	0
S.8.18	Sacramento State	1	0	0	0	0	0.0	0.0	0	0	0	0
S.15.18	No. 23/25 Arizona State	1	0	1	0	1	1.0	0.0	0	0	0	0
S.22.18	Eastern Michigan	1	0	0	1	1	0.0	0.0	0	0	0	0
O.6.18	at rv/No. 24 Boise State*	1	0	0	2	2	0.0	0.0	0	0	0	0
O.12.18	Air Force*	1	0	0	1	1	0.0	0.0	0	0	0	0
O.20.18	San José State*	1	0	0	0	0	0.0	0.0	0	0	0	0
O.27.18	at Nevada*	--- Did Not Play - Injured ---										
N.3.18	at New Mexico*	1	0	0	0	0	0.0	0.0	0	0	0	0
N.10.18	UNLV*	1	0	0	0	0	0.0	0.0	0	0	0	0
N.17.18	at Fresno State*	1	0	0	0	0	0.0	0.0	0	0	0	0
N.24.18	Hawai'i	1	0	0	0	0	0.0	0.0	0	0	0	0
D.19.18	vs. New Mexico#	1	0	0	1	1	0.0	0.0	0	0	0	0
A.31.19	Weber State	1	1	2	1	3	1.5	0.0	0	0	0	0
S.7.19	at UCLA	1	1	1	0	1	1.0	0.0	0	0	0	0
S.14.19	at New Mexico State	1	1	3	2	5	2.0	2.0	0	1	0	0
S.21.19	Utah State*	1	1	0	2	2	0.0	0.0	0	0	0	0
O.5.19	at Colorado State*	1	1	1	4	5	1.5	0.5	0	0	0	0
O.12.19	Wyoming*	1	1	3	2	5	1.0	0.0	0	0	0	0
O.19.19	at San José State*	1	1	0	1	1	0.5	0.5	0	0	0	0
O.26.19	at UNLV*	1	1	1	2	3	1.5	1.5	0	0	0	0
N.9.19	Nevada*	1	1	1	1	2	0.0	0.0	0	0	0	0
N.15.19	Fresno State*	1	1	2	3	5	1.0	0.0	0	0	0	0

*Bold indicates season high. * - Mountain West game. # - 2018 DXL Frisco Bowl (Toyota Stadium; Frisco, Texas).*

#16 LUQ BARCOO

(Luke BAR-ko)

Cornerback • Senior • 6-1 • 175 • San Diego, Calif. • Grossmont College

- **At San Diego State:** Former junior college transfer who impressed the coaching staff in the 2018 fall camp and found his way onto the two-deep ... An excellent cover corner ... Is expected to start opposite Darren Hall this week vs. Hawai'i ... Is tied for fourth among active FBS players with 0.38 interceptions per game.
- **2019 (Senior):** Is one of 14 semifinalists for the Paycom Jim Thorpe Award, which goes out to the best defensive back in college football ... Has started the team's 10 games this season ... Has 44 tackles (34 solo), including 4.0 tackles for loss, 0.5 sacks, seven interceptions and 11 pass breakups ... Leads the Aztecs in interceptions (7), passes defended (INT + PBU) (18) and tackles on passing plays (34) ... Leads the Mountain West and ranks second in FBS play in interceptions (7), passes defended per game (1.80) and interceptions per game (0.70) ... Is tied for fourth in SDSU single-season history with seven interceptions ... Has been named to the Pro Football Focus Mountain West Team of the Week six times this season ... vs. Weber State (Aug. 31) ... Started the opener against Weber State for the first time of his career, making two solo tackles, while playing all 51 snaps on defense ... at UCLA (Sept. 7) ... Registered five tackles (four solo), including a career-high two tackles for loss, and two pass breakups at UCLA ... For his efforts, was named to the Pro Football Focus Mountain West Team of the Week for the first time of his career ... The two tackles for loss were the first of his career, while the two PBUs tied a career best ... at New Mexico State (Sept. 14) ... Had a then career-high seven tackles (four solo), an interception and a tackle for loss in a start at New Mexico State ... Was named to the Pro Football Focus MW Team of the Week for the second straight week ... Led the team (shared) in tackles for the first time of his career ... The interception was his first of the season and second of his career ... vs. Utah State (Sept. 21) ... Played all snaps (77) for a fourth straight game vs. Utah State, where he had four solo tackles and two pass breakups ... at Colorado State (Oct. 5) ... Had a career game at Colorado State en route to being named the Mountain West Defensive Player of the Week, recording six tackles, three interceptions and a pass breakup ... Had his three interceptions in consecutive snaps by the Ram offense, the first time that has happened in FBS play since at least 2012 ... Became the first San Diego State player with three interceptions in a game since current Atlanta Falcon Damontae Kazee on Sept. 5, 2015 against San Diego and also became the first player with an interception in three straight drives since Nevada's Dameron Baber did so on Nov. 5, 2015 ... The three interceptions are also tied for the most in a FBS game this season ... Helped the Aztecs limit a CSU team that came into the weekend averaging 510 yards per game to just 235 yards of total offense, its fewest in a game since gaining 225 vs. Colorado on Sept. 2,

2014 ... Also was named the Jim Thorpe Award Player of the Week, and landed on the Pro Football Focus National Defensive Team of the Week and Pro Football Focus Mountain West Team of the Week, and was named the national defensive player of the week by College Sports Madness ... **vs. Wyoming (Oct. 12)** ... Made three tackles (two solo) and added an interception against Wyoming, playing all 54 snaps, making the Pro Football Focus Mountain West Team of the Week ... The interception was his fourth in two games ... **at San José State (Oct. 19)** ... Had two tackles and a career-high three pass breakups in 54 snaps at San José State en route to being named to the Pro Football Focus Mountain West Team of the Week ... **at UNLV (Oct. 26)** ... Started again at UNLV and had six tackles, a pass breakup, 0.5 sacks and 0.5 tackles for loss, playing all 73 snaps on defense ... **vs. Nevada (Nov. 9)** ... Had a career-high eight tackles (six solo), 0.5 tackles for loss and a pass breakup in a start over the 56 defensive snaps ... **vs. Fresno State (Nov. 15)** ... Had one solo tackle and two interceptions vs. Fresno State, making the Pro Football Focus Mountain West Team of the Week for the sixth time of the season ... It was his second game this season with multiple interceptions ... Now ranks in a tie for second in the nation in interceptions and tied for fourth in SDSU single-season history ... Now has seven interceptions on the season and eight for his career.

- **2018 (Junior):** Played in 11 games off the bench in his first career DI season ... Had 20 tackles (12 solo), an interception, four pass breakups and a quarterback hurry ... Came off the bench to play 22 snaps at No. 13/13 Stanford, recording two solo stops ... Did not play against Sacramento State or No. 23/25 Arizona State because of a hamstring injury ... Returned to play 42 snaps in a reserve role against Eastern Michigan, making two tackles (one solo) with his first career pass breakup ... Logged extensive time off the bench at rv/No. 24 Boise State with two solo stops and two pass breakups in 48 snaps ... Played on special teams against Air Force ... Had a career-high six tackles (three solo) with a quarterback hurry vs. San José State ... Played six snaps of statless ball on defense and also on special teams at Nevada ... Recorded his first career interception late in the fourth quarter at New Mexico ... Came up with two tackles (one solo) in 47 snaps off the bench against UNLV ... Saw extensive time at Fresno State (41 snaps), making four tackles (two solo) ... Made a solo stop with a pass breakup in 54 snaps against Hawai'i ... Had one assisted tackle in 19 snaps against Ohio in the DXL Frisco Bowl.
- **2016-17 (At Grossmont College):** Played two years at nearby Grossmont College in El Cajon, Calif. ... Played on both sides of the ball ... In 2017, caught 35 passes for 767 yards (21.9 avg.) and seven touchdowns ... Recorded three interceptions in his two seasons with the Griffins ... Was an all-conference selection ... A three-star recruit by Rivals.
- **High School:** Garnered three letters at Castle Park High School in Chula Vista, Calif. ... Did a little bit of everything with the Trojans, rushing 57 times for 472 yards (8.4 avg.) and six touchdowns over his final two seasons (according to MaxPreps), and catching 71 passes for 1,314 yards (18.5 avg.) and 15 touchdowns ... On defense, totaled 74 tackles (52 solo), four tackles for loss, five interceptions, nine pass breakups and a blocked field goal.
- **Personal:** Luqman Barcoo was born July 27, 1998, in Cleveland ... Son of Brigitte Burns ... Also was recruited by Utah State and Northern Arizona ... Majoring in social science.

Barcoo's Career Statistics

Season	GP	GS	UA	A	TT	TFL	Sk	Int.	PBU	FF	FR
2018	11	0	12	8	20	0.0	0.0	1	4	0	0
2019	10	10	34	10	44	4.0	0.5	7	11	0	0
Career	21	10	46	18	64	4.0	0.5	8	15	0	0

Career/2019 Highs: Tackles: 8 vs. Nevada (11/9/19); Tackles For Loss: 2.0 at UCLA (9/7/19); Sacks: 0.5 at UNLV (10/26/19); Interceptions: 3 at Colorado State (10/5/19); Pass Breakups: 3 at San José State (10/19/19).

Barcoo's Career Game-by-Game

Date	Opponent	GP	GS	UA	A	TT	TFL	Sk.	Int.	PBU	FF	FR
A.31.18	at No. 13/13 Stanford	1	0	2	0	2	0.0	0.0	0	0	0	0
S.8.18	Sacramento State	--- Did Not Play - Injured ---										
S.15.18	No. 23/25 Arizona State	--- Did Not Play - Injured ---										
S.22.18	Eastern Michigan	1	0	1	1	2	0.0	0.0	0	1	0	0
O.6.18	at rv/No. 24 Boise State*	1	0	2	0	2	0.0	0.0	0	2	0	0
O.12.18	Air Force*	1	0	0	0	0	0.0	0.0	0	0	0	0
O.20.18	San José State*	1	0	3	3	6	0.0	0.0	0	0	0	0
O.27.18	at Nevada*	1	0	0	0	0	0.0	0.0	0	0	0	0
N.3.18	at New Mexico*	1	0	0	0	0	0.0	0.0	1	0	0	0
N.10.18	UNLV*	1	0	1	1	2	0.0	0.0	0	0	0	0
N.17.18	at Fresno State*	1	0	2	2	4	0.0	0.0	0	0	0	0

Date	Opponent	GP	GS	UA	A	TT	TFL	Sk.	Int.	PBU	FF	FR
N.24.18	Hawai'i*	1	0	1	0	1	0.0	0.0	0	1	0	0
D.19.18	vs. Ohio#	1	0	0	1	1	0.0	0.0	0	0	0	0
A.31.19	Weber State	1	1	2	0	2	0.0	0.0	0	0	0	0
S.7.19	at UCLA	1	1	4	1	5	2.0	0.0	0	2	0	0
S.14.19	at New Mexico State	1	1	4	3	7	1.0	0.0	1	1	0	0
S.21.19	Utah State*	1	1	4	0	4	0.0	0.0	0	2	0	0
O.5.19	at Colorado State*	1	1	4	2	6	0.0	0.0	3	1	0	0
O.12.19	Wyoming*	1	1	2	1	3	0.0	0.0	1	0	0	0
O.19.19	at San José State*	1	1	2	0	2	0.0	0.0	0	3	0	0
O.26.19	at UNLV*	1	1	5	1	6	0.5	0.5	0	1	0	0
N.9.19	Nevada*	1	1	6	2	8	0.5	0.0	0	1	0	0
N.15.19	Fresno State*	1	1	1	0	1	0.0	0.0	2	0	0	0

*Bold indicates season high. * - Mountain West game. # - 2018 DXL Frisco Bowl (Toyota Stadium; Frisco, Texas).*

#21 CHANCE BELL

Running Back • Sophomore • 5-10 • 185 • Burbank, Calif. • John Burroughs HS

- **At San Diego State:** Speedy, shifty back with a great first step ... Always runs the ball hard ... Enters the Hawai'i game tied for third on the depth chart with Chase Jasmin, but is expected to log plenty of snaps.
- **2019 (Sophomore):** Has played in nine of the 10 games off the bench ... Has rushed 81 times for 359 yards (4.4 avg.) with two touchdowns and a long run of 22 yards ... Also has nine catches for 72 yards (8.0 avg.) with a long of 21 yards ... **vs. Weber State (Aug. 31)** ... Made the most of his 12 snaps in the opener vs. Weber State, rushing for 18 yards on three carries (6.0 avg.) with a long of 11 yards ... **at UCLA (Sept. 7)** ... Ran three times for one yard (0.3 avg.) at UCLA ... **at New Mexico State (Sept. 14)** ... Had the best game of his career at New Mexico State when he carried 17 times for 116 yards (6.8 avg.) and his first career touchdown ... Became the 79th different 100-yard rusher in program history (after Jordan Byrd broke 100 yards earlier in the game) ... The 17 carries were a then career high ... Had a career-long 22-yard run ... 115 of his 116 yards came in the final three quarters ... His first career touchdown - an 18-yarder - were the final points of the game ... vs. Utah State (Sept. 21) ... Ran for a team-high 63 yards on a career-best 18 carries (3.5 avg.) in 49 snaps vs. Utah State ... Also had career highs of three catches and 31 yards, with a then career-long grab of 20 yards ... **at Colorado State (Oct. 5)** ... Was only on the field for 10 snaps off the bench at Colorado State, but still rushed three times for 13 yards (4.3 avg.) and added two catches for six yards (3.0 avg.) ... **vs. Wyoming (Oct. 12)** ... Did not play against Wyoming because of an injury ... **at San José State (Oct. 19)** ... Had a productive game in just 11 snaps at San José State, rushing eight times for 45 yards (5.6 avg.) with a long of 11 yards ... **at UNLV (Oct. 26)** ... Played 10 snaps at UNLV, rushing four times for 11 yards (2.8 avg.) and adding a 2-yard grab ... **vs. Nevada (Nov. 9)** ... Ran for 40 yards on 11 carries (3.6 avg.), including a 3-yard touchdown, in 19 snaps ... The touchdown was his second of the season and second of his career ... **vs. Fresno State (Nov. 15)** ... Carried 14 times for 52 yards (3.7 avg.) in 30 snaps vs. Fresno State, while adding three catches (tied a career high) for a career-best 33 yards with a career-long catch of 31 yards.
- **2018 (Freshman):** Played in five games on the season with one start ... Rushed 40 times for 189 yards (4.7 avg.) with a long of 20 yards ... Also had three catches for 34 yards (11.3 avg.) with a long of 14 yards ... Did not play the first six games of the season ... Logged his first career snaps (20) against San José State, rushing 15 times for 81 yards (5.4 avg.) with a long of 20 yards ... Followed up with another good effort at Nevada, where he carried 15 times for 78 yards (5.2 avg.) with a long run of 16 yards ... Also recorded his first two career catches for 21 yards (10.5 avg.) with a long grab of 14 yards ... Logged his first career start at New Mexico, rushing seven times for 23 yards (3.3 avg.) with a long of nine yards ... Ran three times for seven yards (2.3 avg.) with a long of eight yards off the bench against UNLV, while adding a 13-yard catch ... Did not play at Fresno State or against Hawai'i ... Played three statless snaps off the bench vs. Ohio in the DXL Frisco Bowl.
- **2017 (Redshirt):** Redshirted this first season on The Mesa, learning behind consensus first-team All-American Rashaad Penny.
- **High School:** Three-year letter winner at John Burroughs High School in Burbank, Calif. ... Had an outstanding career, totaling 4,525 yards and 59 touchdowns on 605 carries (7.5 avg.) in 31 games (146.0 per game average), according to MaxPreps ... Ran for at least 1,000 yards in all three varsity seasons, including 2,023 yards and 27 touchdowns in 2016, 1,378 yards and 23 scores in 2015 and 1,124 yards and nine touchdowns in 2014 ... Had 100-plus yards

in 15 of his 31 games ... Also caught 21 passes over his career for 261 yards and two touchdowns ... Was a two-time all-CIF selection and a two-time first-team all-area pick ... Was named the 2016 Pacific League Offensive Player of the year and the 2015 Pacific League Player of the Year ... Also was a three-time first-team all-league honoree ... Had the most running yards ever at John Burroughs HS and in the city of Burbank ... A consensus three-star recruit by Rivals, ESPN, 247sports and Scout ... Received a grade of 80 by 247sports and a mark of 71 by ESPN ... Scout ranked him as the sixth-best running back in talent-rich California in the 2017 recruiting class ... Also competed on the track and field team at John Burroughs.

- **Personal:** Chance Leon Bell was born Aug. 2, 1999, in Northridge, Calif. ... Son of Diondre and Cindy Bell ... Chose San Diego State over other offers from Washington State, Illinois, Iowa State, Air Force, New Mexico, Utah State, Hawai'i, Idaho, Eastern Washington, Northern Arizona, Northern Colorado and Southern Utah ... Undeclared on a major.

C. Bell's Career Statistics

Season	GP	GS	Rushing				Receiving					
			Att.	Yds.	TD	Lg.	No.	Yds.	Avg.	TD	Lg.	
2018	5	1	40	189	0	20	0	3	34	11.3	0	14
2019	9	0	81	359	2	22	1	9	72	8.0	0	21
Career	14	1	121	548	2	22	1	12	106	8.8	0	21

Career/2019 Highs: Carries: 18 vs. Utah State (9/21/19); Rushing Yards: 116 at New Mexico State (9/14/19); Rushing Touchdowns: 1 vs. Nevada (11/9/19), at New Mexico State (9/14/19); Long Rush: 22 at New Mexico State (9/14/19); Receptions: 3 vs. Fresno State (11/15/19), vs. Utah State (9/21/19); Receiving Yards: 33 vs. Fresno State (11/15/19); Long Reception: 21 vs. Fresno State (11/15/19); All-Purpose Yards: 116 at New Mexico State (9/14/19); Total Touchdowns: 1 vs. Nevada (11/9/19), at New Mexico State (9/14/19).

C. Bell's Career Game-by-Game

Date	Opponent	GP	GS	Rushing			Receiving				
				Att.	Yds.	Avg.	TD	No.	Yds.	TD	
A.31.18	at No. 13/13 Stanford			--- Did Not Play ---							
S.8.18	Sacramento State			--- Did Not Play ---							
S.15.18	No. 23/25 Arizona State			--- Did Not Play ---							
S.22.18	Eastern Michigan			--- Did Not Play ---							
O.6.18	at rv/No. 24 Boise State*			--- Did Not Play ---							
O.12.18	Air Force*			--- Did Not Play ---							
O.20.18	San José State*	1	0	15	81	5.40	0	0	0	0	0
O.27.18	at Nevada*	1	0	15	78	5.20	0	2	21	0	0
N.3.18	at New Mexico*	1	1	7	23	3.29	0	0	0	0	0
N.10.18	UNLV*	1	0	3	7	2.33	0	1	13	0	0
N.17.18	at Fresno State*			--- Did Not Play ---							
N.24.18	Hawai'i*			--- Did Not Play ---							
D.23.18	vs. Ohio#	1	0	0	0	0.00	0	0	0	0	0
A.31.19	Weber State	1	0	3	18	6.00	0	0	0	0	0
S.7.19	at UCLA	1	0	3	1	0.33	0	0	0	0	0
S.14.19	at New Mexico State	1	0	17	116	6.82	1	0	0	0	0
S.21.19	Utah State*	1	0	18	63	3.50	0	3	31	0	0
O.5.19	at Colorado State*	1	0	3	13	4.33	0	2	6	0	0
O.12.19	Wyoming*			--- Did Not Play - Inj. ---							
O.19.19	at San José State*	1	0	8	45	5.63	0	0	0	0	0
O.26.19	at UNLV*	1	0	4	11	2.75	0	1	2	0	0
N.9.19	Nevada*	1	0	11	40	3.64	1	0	0	0	0
N.15.19	Fresno State*	1	0	14	52	3.71	0	3	33	0	0

*Bold indicates season high. * - Mountain West game. # - 2018 DXL Frisco Bowl (Toyota Stadium; Frisco, Texas).*

#88 DANIEL BELLINGER

Tight End • Sophomore • 6-6 • 250 • Las Vegas, Nev. • Palo Verde HS

- **At San Diego State:** Tall, lanky tight end who continues to get bigger in the weight room ... Played more as the season wore on last year and was routinely used in big packages ... Enters the weekend as the projected starter at tight end.
- **2019 (Sophomore):** Has played in all 10 games this season with eight starts ... Has 12 catches for 156 yards (13.0 avg.) with two touchdowns ... **vs. Weber State (Aug. 31)** ... Came off the bench to play 36 snaps against Weber State, hauling in a 12-yard catch ... The

catch came on a third-and-6 situation, which led to SDSU's second field goal and final points of the game ... **at UCLA (Sept. 7)** ... Earned his first career start vs. UCLA, but did not find the stat sheet in 61 snaps at UCLA ... **at New Mexico State (Sept. 14)** ... Started again at New Mexico State, hauling in a career-high two catches for a then career-best 16 yards in 50 snaps, including a 2-yard touchdown grab on third-and-goal to put SDSU on the scoreboard ... It was his first career touchdown ... **vs. Utah State (Sept. 21)** ... Did not record a stat in 52 snaps off the bench vs. Utah State ... **at Colorado State (Oct. 5)** ... Made his third start of the season at Colorado State, logging 49 statless snaps ... **vs. Wyoming (Oct. 12)** ... Had two catches for 40 yards (20.0 avg.), including a 12-yard touchdown reception ... Both catches were huge as the first - a 28-yarder - came on a third-and-6 situation ... The 28-yarder was a career-long catch ... Later in the drive, caught a 12-yard pass on Ryan Agnew scramble which ended up being the game-winning score with just 2:09 left in the game ... It was his second touchdown of the season (and career) ... The 40 yards were a career high ... **at San José State (Oct. 19)** ... Started again at San José State, coming down with a 11-yard catch in 63 snaps ... **at UNLV (Oct. 26)** ... Had a 20-yard grab in 55 snaps and a start at UNLV ... **vs. Nevada (Nov. 9)** ... Made a 28-yard catch in 48 snaps and another start vs. Nevada ... The 28-yard catch tied a career long ... **vs. Fresno State (Nov. 15)** ... Had a busy game vs. Fresno State, making a career-high four catches for 29 yards in 63 snaps and a start.

- **2018 (True Freshman):** Was on the travel squad in three of the first four games of the season as a true freshman before playing in the final nine contests at tight end ... Had one catch for 10 yards ... Played 59 snaps on the season, including his first two against rv/No. 24 Boise State on Oct. 6 ... Played a career-high 31 snaps against Ohio in the DXL Frisco Bowl with Kahale Warring out with an injury, making his first career catch for 10 yards.
- **High School:** Earned three letters at Palo Verde High School in Las Vegas, Nev. ... Had a successful 2017 season, where he totaled 21 catches for 371 yards (17.7 avg.) and three touchdowns in nine games on offense, according to MaxPreps ... As a linebacker on defense, he finished with 131 tackles, 10 tackles for loss, three sacks, two forced fumbles and a fumble recovery ... His 131 tackles were the most on PVHS and 84 more tackles than No. 2 on the team ... Racked up numerous awards, including all-state first-team accolades at linebacker, a first-team all-league selection on both offense and defense, and an all-city honoree ... Also was his high school athlete of the year ... Was a two-star recruit at linebacker by Rivals and a two-star tight end by 247sports ... Rated as the 14th-best recruit in Nevada by 247sports ... Also starred in both basketball and track and field at Palo Verde HS, earning second-team all-league honors in basketball and making the regional finals in track and field in the 400 meters and 4x400-meter relay ... His 4x100 team placed third at the Nevada state championships ... Was a scholar-athlete.
- **Personal:** Daniel George Bellinger was born Sept. 22, 2000, in Las Vegas ... Son of Frank and Renee Bellinger ... Picked SDSU over other offers from California, Navy, UNLV and Weber State ... Is majoring in business administration.

Bellinger's Career Statistics

Season	GP	GS	Rec.	Yds.	Avg.	Long	TD
2018	9	0	1	10	10.0	10	0
2019	10	8	12	156	13.0	28	2
Career	19	8	13	166	12.8	28	2

Career/2019 Highs: Receptions: 4 vs. Fresno State (11/15/19); Receiving Yards: 40 vs. Wyoming (10/12/19); Receiving Touchdowns: 1 vs. Wyoming (10/12/19), at New Mexico State (9/14/19); Long Reception: 28 vs. Nevada (11/9/19), vs. Wyoming (10/12/19).

Bellinger's Career Game-by-Game

Date	Opponent	GP	GS	Receiving						
				No.	Yds.	Avg.	Lg.	TD	TD Lengths	
A.31.18	at No. 13/13 Stanford			--- Did Not Play ---						
S.8.18	Sacramento State			--- Did Not Play ---						
S.15.18	No. 23/25 Arizona State			--- Did Not Play ---						
S.22.18	Eastern Michigan			--- Did Not Play ---						
O.6.18	at rv/No. 24 Boise State*	1	0	0	0	0.0	0	0	0	0
O.12.18	Air Force*	1	0	0	0	0.0	0	0	0	0
O.20.18	San José State*	1	0	0	0	0.0	0	0	0	0
O.27.18	at Nevada*	1	0	0	0	0.0	0	0	0	0
N.3.18	at New Mexico*	1	0	0	0	0.0	0	0	0	0
N.10.18	UNLV*	1	0	0	0	0.0	0	0	0	0
N.17.18	at Fresno State*	1	0	0	0	0.0	0	0	0	0

Date	Opponent	GP	GS	No.	Yds.	Avg.	Lg.	TD	TD Lengths
N.24.18	Hawai'i*	1	0	0	0	0.0	0	0	
D.19.18	vs. Ohio#	1	0	1	10	10.0	10	0	
A.31.19	Weber State	1	0	1	12	12.0	12	0	
S.7.19	at UCLA	1	1	0	0	0.0	0	0	
S.14.19	at New Mexico State	1	1	2	16	8.0	14	1	2
S.21.19	Utah State*	1	0	0	0	0.0	0	0	
O.5.19	at Colorado State*	1	1	0	0	0.0	0	0	
O.12.19	Wyoming*	1	1	2	40	20.0	28	1	12
O.19.19	at San José State*	1	1	1	11	11.0	11	0	
O.26.19	at UNLV*	1	1	1	20	20.0	20	0	
N.9.19	Nevada*	1	1	1	28	28.0	28	0	
N.15.19	Fresno State*	1	1	4	29	7.3	10	0	

*Bold indicates season high. * - Mountain West game. # - 2018 DXL Frisco Bowl (Toyota Stadium; Frisco, Texas).*

#41 BJ BUSBEE (BUZZ-bee)

Wide Receiver • Sophomore • 5-8 • 155 • Long Beach, Calif. • St. Anthony HS

- **At San Diego State:** Pronounced BUZZ-bee ... Walk-on wide receiver, who saw playing time in his first year in 2018 ... Speedy and shifty receiver, who could also see action in the return game ... Is listed as the backup at the 'E' receiver behind Ethan Dedeaux heading into the weekend.
- **2019 (Sophomore):** Has seen action in nine games on the season ... Has 10 catches for 65 yards (6.5 avg.) with a long of 14 yards ... Also has two rushes for zero yards ... **vs. Weber State (Aug. 31)** ... Logged 16 snaps in the opener with Weber State, recording two catches for 10 yards (5.0 avg.) with a long of seven yards ... **at UCLA (Sept. 7)** ... Did not play at UCLA ... **at New Mexico State (Sept. 14)** ... Logged 14 statless snaps at New Mexico State ... **vs. Utah State (Sept. 21)** ... Played 17 snaps vs. Utah State, but was unable to find the stat sheet ... **at Colorado State (Oct. 5)** ... Had a 2-yard run in 13 snaps at Colorado State ... **vs. Wyoming (Oct. 12)** ... Had a pair of catches for six yards (3.0 avg.) and a negative rushing attempt in 32 snaps vs. Wyoming ... **at San José State (Oct. 19)** ... Came down with two receptions for 11 yards (5.5 avg.) with a long of nine at San Jose State in 18 snaps of the bench ... **at UNLV (Oct. 26)** ... Had a 12-yard catch in 12 snaps off the bench at UNLV ... **vs. Nevada (Nov. 9)** ... Made a 14-yard catch in 16 snaps vs. Nevada ... **vs. Fresno State (Nov. 15)** ... Had two grabs for 12 yards (6.0 avg.) in 27 snaps against Fresno State.
- **2018 (Freshman):** Played in the team's final 11 games ... Had eight catches for 136 yards (17.0 avg.) with a 24-yard touchdown ... Also had five rushes for 14 yards (2.8 avg.) with a long of eight yards ... Did not play in the opener at No. 13/13 Stanford or in the home opener against Sacramento State ... Played his first career 11 snaps against No. 23/25 Arizona State, making a 12-yard catch and recording an 8-yard rush ... Played 10 snaps vs. Eastern Michigan, making the most of them with two receptions for 39 yards, including a 24-yard touchdown ... The touchdown put SDSU up, 17-3, in the second quarter and came on his second career catch ... Made a 24-yard grab at rv/No. 24 Boise State, but fumbled the ball and the Broncos recovered ... Had a 5-yard rush in seven snaps vs. Air Force ... Did not record a stat in three snaps against San José State ... Had a good game in 20 snaps at Nevada, catching two balls for a career-high 44 yards (22.0 avg.) with a career long of 29 yards ... Also had a carry, but it went for a 3-yard loss ... His 41 all-purpose yards were a career best .. Made a 4-yard grab off the bench at New Mexico ... Made a 13-yard catch and had a 1-yard rush against UNLV ... Had a 3-yard rush in 12 snaps at Fresno State ... Did not find the stat sheet in five snaps vs. Hawai'i or in 10 snaps vs. Ohio in the DXL Frisco Bowl.
- **2017 (Redshirt):** Redshirted the 2017 season after joining the team when school started.
- **High School:** Was a three-year letter winner at St. Anthony High School in Long Beach, Calif. ... Earned first-team all-Sante Fe League honors all three years and was a three-time first-team all-CIF selection ... Captained his senior team in 2016 to a 13-3 record, catching 53 passes for 1,055 yards (19.9 avg.) with eight touchdowns, while adding 460 rushing yards and nine touchdowns on 39 carries (11.8 avg.), and scoring an additional six return touchdowns (four punt return, two kick return) (according to MaxPreps) ... Was the St. Anthony Male Athlete of the Year.
- **Personal:** Byron Lamont Busbee Jr. was born May 31, 1999, in San Diego ... Son of Byron and Lenora Busbee ... Is majoring in social science.

Busbee's Career Statistics

Receiving

Season	GP	GS	Rec.	Yds.	Avg.	Long	TD
2018	11	0	8	136	17.0	29	1
2019	9	0	10	65	6.5	14	0
Career	20	0	18	201	11.2	29	1

Career Highs: Receptions: 2, five times; Receiving Yards: 44 at Nevada (10/28/18); Receiving Touchdowns: 1 vs. Eastern Michigan (9/22/18); Long Reception: 29 at Nevada (10/28/18); Carries: 1, seven times; Rushing Yards: 8 vs. No. 23/25 Arizona State (9/15/18); Long Rush: 8 vs. No. 23/25 Arizona State (9/15/18); All-Purpose Yards: 41 at Nevada (10/28/18).

2019 Highs: Receptions: 2, four times; Receiving Yards: 14 vs. Nevada (11/9/19); Long Reception: 14 vs. Nevada (11/9/19); Carries: 1 vs. Wyoming (10/12/19), at Colorado State (10/5/19); Rushing Yards: 2 at Colorado State (10/5/19); Long Rush: 2 at Colorado State (10/5/19); All-Purpose Yards: 14 vs. Nevada (11/9/19).

Busbee's Career Game-by-Game

Receiving

Date	Opponent	GP	GS	No.	Yds.	Avg.	Lg.	TD	TD Lengths
A.31.18	at No. 13/13 Stanford								--- Did Not Play ---
S.8.18	Sacramento State								--- Did Not Play ---
S.15.18	No. 23/25 Arizona State	1	0	1	12	12.0	12	0	
S.22.18	Eastern Michigan	1	0	2	39	19.5	24	1	24
O.6.18	at rv/No. 24 Boise State*	1	0	1	24	24.0	18	0	
O.12.18	Air Force*	1	0	0	0	0.0	0	0	
O.20.18	San José State*	1	0	0	0	0.0	0	0	
O.27.18	at Nevada*	1	0	2	44	22.0	29	0	
N.3.18	at New Mexico*	1	0	1	4	4.0	4	0	
N.10.18	UNLV*	1	0	1	13	13.0	13	0	
N.17.18	at Fresno State*	1	0	0	0	0.0	0	0	
N.24.18	Hawai'i*	1	0	0	0	0.0	0	0	
D.19.18	vs. Ohio#	1	0	0	0	0.0	0	0	
A.31.19	Weber State	1	0	2	10	5.0	7	0	
S.7.19	at UCLA								--- Did Not Play ---
S.14.19	at New Mexico State	1	0	0	0	0.0	0	0	
S.21.19	Utah State*	1	0	0	0	0.0	0	0	
O.5.19	at Colorado State*	1	0	0	0	0.0	0	0	
O.12.19	Wyoming*	1	0	2	6	3.0	7	0	
O.19.19	at San José State*	1	0	2	11	5.5	9	0	
O.26.19	at UNLV*	1	0	1	12	12.0	12	0	
N.9.19	Nevada*	1	0	1	14	14.0	14	0	
N.15.19	Fresno State*	1	0	2	12	6.0	8	0	

*Bold indicates season high. * - Mountain West game. # - 2018 DXL Frisco Bowl (Toyota Stadium; Frisco, Texas).*

#88 JORDAN BYRD

Running Back • Sophomore • 5-9 • 170 • Albuquerque, N.M. • Manzano HS

- **At San Diego State:** Speedster with an incredible first step ... Impressed in 2018 fall camp as a true freshman and was on the travel squad for the whole season ... Saw more time as the 2018 season wore on ... Enters the weekend as the co-starting running back with Juwan Washington ... Also is slated to start at punt returner and can return kicks.
- **2019 (Sophomore):** Has played in nine of the team's 10 games on the season, starting five times at running back, five times at punt returner and seven times as the kick returner ... Has rushed 60 times for 215 yards (3.6 avg.) with two touchdowns and a long of 23 yards ... Also has 10 catches for 41 yards (4.1 avg.) with a long grab of 20 yards ... Has also returned 12 punts for 93 yards (7.8 avg.) with a long of 17 yards and 12 kickoffs for 248 yards (20.7 avg.) with a long of 33 yards ... Ranks third in the Mountain West in punt return average (7.75, 36th in FBS), fifth in total kick/punt return yards (341, 53rd in FBS) and sixth in kick return average (20.67, 61st in FBS) ... **vs. Weber State (Aug. 31)** ... Had a good opener with Weber State, rushing for 50 yards on just five carries (10.0 avg.) with a long of 23 yards, and returning four punts for 25 yards (6.3 avg.) ... The four punt returns, 25 punt return yards and long return of eight yards were each career highs ... **at UCLA (Sept. 7)** ... Started at running back for the first time of his career at UCLA, rushing a career-high 10 times for 19

yards (1.9 avg.) with a long of six yards, while adding at career-high four receptions for a career-best 32 yards and a career long of 20 yards ... Also logged a career-long 17-yard punt return ... **at New Mexico State (Sept. 14)** ... Had a career day at New Mexico State, rushing 22 times for 118 yards (5.4 avg.) and two touchdowns ... Became the 78th different 100-yard rusher in program history ... Was named to the Pro Football Focus Mountain West Team of the Week for the first time of his career ... Set career highs in attempts (22), yards (118) and touchdowns (two) ... His first touchdown was a 1-yard run that put SDSU up, 14-0, in the second quarter while his second from seven yards out gave the Aztecs a 24-0 lead in the third quarter ... Ran for 118 yards after entering the game with 206 yards for his career and doubled his previous touchdown total (1) ... Also added three receptions for six yards and a 4-yard punt return ... **Utah State (Sept. 21)** ... Started for a third straight game vs. Utah State, but was hampered by an early ankle injury ... Still made the most of 17 offensive snaps, rushing 10 times for 20 yards (2.0 avg.), while returning three kicks for 50 yards (16.7 avg.) with a long of 22 yards ... **at Colorado State (Oct. 5)** ... Earned the start at Colorado State, carrying nine times for zero yards in 18 snaps ... Returned a kickoff for a career-long 33 yards and returned two punts for 15 yards (7.5 avg.) with a long of 12 yards ... Also had a catch that went for a 5-yard loss. ... **vs. Wyoming (Oct. 12)** ... Only played six offensive snaps vs. Wyoming, rushing once for zero yards ... Still returned three kicks for 63 yards (21.0 avg.) with a long of 22 yards and three punts for 21 yards (7.0 avg.) with a long of nine yards ... **at San José State (Oct. 19)** ... Only got four snaps at San José State after suffering a hamstring injury, carrying twice for six yards (3.0 avg.) and adding a 6-yard catch ... Also saw some time on special teams before the injury, returning a kickoff 26 yards and a punt 11 yards ... **at UNLV (Oct. 26)** ... Did not play at UNLV because of the hamstring injury ... **vs. Nevada (Nov. 9)** ... Was only on the field for one offensive snap against Nevada, making a 2-yard catch ... Also returned two kickoffs for 50 yards (25.0 avg.) with a long of 28 yards ... **vs. Fresno State (Nov. 15)** ... Had a 2-yard rush in a pair of offensive snaps vs. Fresno State, while returning two kickoffs for 26 yards (13.0 avg.) with a long of 20 yards.

- **2018 (True Freshman):** Shared the team's outstanding freshman award (with CB Darren Hall) ... Played in 11 games on the season, rushing 23 times for 137 yards (6.0 avg.) with a 72-yard touchdown ... Also had a 7-yard catch, and returned eight kicks for 146 yards (18.2 avg.) with a long of 26 and returned three punts for seven yards (2.3 avg.) ... Did not play in the opener at No. 13/13 Stanford or against Sacramento State ... Came in for one snap against No. 23/25 Arizona State, rushing for 11 yards ... Was on the field for one snap vs. Eastern Michigan, but did not record a stat ... Had a breakout game at rv/No. 24 Boise State, rushing for 76 yards and a touchdown on three attempts (25.3 avg.) ... Recorded his first career touchdown on his fourth career attempt ... The 72-yard run was the longest of the season for the Aztecs ... Carried the ball a career-high six times against Air Force, but finished with a net zero yards with a long of two yards ... Also returned two kickoffs for 32 yards (16.0 avg.) with a long of 23 and returned a punt for three yards ... Ran three times for nine yards (3.0 avg.) in seven snaps vs. San José State ... Had a 1-yard run in six snaps at Nevada, while returning three kickoffs for 49 yards (16.3 avg.) with a long of 20, and returning two punts for four yards with a long of 5 ... Set career bests in kickoff returns (3), kick return yards (49), punt returns (2), punt return yards (4) and long punt return (5) ... Carried four times for 10 yards (2.5 avg.) in front of his home crowd at New Mexico ... Carried once for nine yards for a first down against UNLV and added three kickoff returns for a career-high 65 yards (21.7 avg.), including a career long of 26 yards ... Played two snaps of statless ball at Fresno State ... In nine snaps vs. Hawai'i, rushed three times for 18 yards (6.0 avg.) with a long of 16 yards, while adding his first career catch for seven yards ... Had a 3-yard rush in three snaps vs. Ohio in the DXL Frisco Bowl.

- **High School:** Was a three-year letter winner at Manzano High School in Albuquerque, N.M. ... Led the Monarchs to a state championship in 2017 and a perfect 13-0 record ... Manzano High School improved its record each of Byrd's three years, going from 7-5 in 2015, to 10-3 in 2016 to 13-0 in 2017 ... Played quarterback, running back and wide receiver at MHS, and also returned kicks and punts ... Over his three years (according to MaxPreps), was 112-for-177 (63.3 pct.) for 1,522 yards and 16 touchdowns against four interceptions, while rushing 344 times for 2,750 yards (8.0 avg.) and 37 touchdowns, and adding 41 catches for 669 yards (16.3 avg.) and four touchdowns ... Best season statistically was 2017, where he was 72-for-107 (67.4 pct.) for 1,011 yards and 10 touchdowns in the air, 1,235 yards and 21 touchdowns on the ground on 158 carries (7.8 avg.), and adding 25 catches for 381 yards (15.2 avg.) and three touchdowns ... Earned all-state and all-metro honors, and was the league MVP ... Was a three-time team MVP ... As an athlete, earned three stars from 247sports and two stars from Rivals ... Rated as the top recruit in New Mexico by 247sports ... Also competed on the track and field team, where he won four straight 100-meter state titles, three 200 championships.

- **Personal:** Jordan Lamont Byrd was born April 7, 2000, in Albuquerque, N.M. ... Son of Lamont

Byrd and Nicole Bedford ... According to Rivals, also had scholarship offers from TCU, Arizona, Utah, Texas Tech, Utah State and New Mexico ... Is majoring in social science.

Byrd's Career Statistics

Season	GP	GS	Rushing				Receiving					
			Att.	Yds.	TD	Lg. 100+	No.	Yds.	Avg.	TD	Lg.	
2018	11	0	23	137	1	72	0	1	7	7.0	0	7
2019	9	5	60	215	2	23	1	10	41	4.1	0	20
Career	20	5	83	352	3	72	1	11	48	4.4	0	20

Kick Returns

Season	GP	GS	No.	Yds.	Avg.	Long	TD	All-Purpose	
								Total Yds/Gm.	
2018	11	6	8	146	18.2	26	0	297	27.0
2019	9	6	12	248	20.7	33	0	597	66.3
Career	20	12	20	394	19.7	33	0	894	44.7

Punt Returns

Season	GP	GS	No.	Yds.	Avg.	Long	TD
2018	11	2	3	7	2.3	5	0
2019	9	5	12	93	7.8	17	0
Career	20	7	15	100	6.7	17	0

Career Highs: Carries: 22 at New Mexico State (9/14/19); Rushing Yards: 118 at New Mexico State (9/14/19); Rushing Touchdowns: 2 at New Mexico State (9/14/19); Long Rush: 72 at rv/No. 24 Boise State (10/6/18); Receptions: 4 at UCLA (9/7/19); Receiving Yards: 32 at UCLA (9/7/19); Long Reception: 20 at UCLA (9/7/19); Kick Returns: 3, four times; Kick Return Yards: 65 vs. UNLV (11/10/18); Long Kick Return: 33 at Colorado State (10/5/19); Punt Returns: 4 vs. Weber State (8/31/19); Punt Return Yards: 25 vs. Weber State (8/31/19); Long Punt Return: 17 at UCLA (9/7/19); All-Purpose Yards: 128 at New Mexico State (9/14/19); Total Touchdowns: 2 at New Mexico State (9/14/19).

2019 Highs: Carries: 22 at New Mexico State (9/14/19); Rushing Yards: 118 at New Mexico State (9/14/19); Rushing Touchdowns: 2 at New Mexico State (9/14/19); Long Rush: 23 vs. Weber State (8/31/19); Receptions: 4 at UCLA (9/7/19); Receiving Yards: 32 at UCLA (9/7/19); Long Reception: 20 at UCLA (9/7/19); Kick Returns: 3 vs. Wyoming (10/12/19), vs. Utah State (9/21/19); Kick Return Yards: 63 vs. Wyoming (10/12/19); Long Kick Return: 33 at Colorado State (10/5/19); Punt Returns: 4 vs. Weber State (8/31/19); Punt Return Yards: 25 vs. Weber State (8/31/19); Long Punt Return: 17 at UCLA (9/7/19); All-Purpose Yards: 128 at New Mexico State (9/14/19); Total Touchdowns: 2 at New Mexico State (9/14/19).

Byrd's Career Game-by-Game

Date	Opponent	GP	GS	Rushing				Receiving			
				Att.	Yds.	Avg.	TD	No.	Yds.	TD	
A.31.18	at No. 13/13 Stanford			--- Did Not Play ---							
S.8.18	Sacramento State			--- Did Not Play ---							
S.15.18	No. 23/25 Arizona State	1	0	1	11	11.00	0	0	0	0	0
S.22.18	Eastern Michigan	1	0	0	0	0.00	0	0	0	0	
O.6.18	at rv/No. 24 Boise State*	1	0	3	76	25.33	1	0	0	0	
O.12.18	Air Force*	1	0	6	0	0.09	0	0	0	0	
O.20.18	San José State*	1	0	3	9	3.00	0	0	0	0	
O.27.18	at Nevada*	1	0	1	1	1.00	0	0	0	0	
N.3.18	at New Mexico*	1	0	4	10	2.50	0	0	0	0	
N.10.18	UNLV*	1	0	1	9	9.00	0	0	0	0	
N.17.18	at Fresno State*	1	0	0	0	0.00	0	0	0	0	
N.24.18	Hawai'i*	1	0	3	18	6.00	0	1	7	0	
D.19.18	vs. Ohio#	1	0	1	3	3.00	0	0	0	0	
A.31.19	Weber State	1	0	5	50	10.00	0	0	0	0	
S.7.19	at UCLA	1	1	10	19	1.90	0	4	32	0	
S.14.19	at New Mexico State	1	1	22	118	5.36	2	3	6	0	
S.21.19	Utah State*	1	1	10	20	2.00	0	0	0	0	
O.5.19	at Colorado State*	1	1	9	0	0.00	0	1	-5	0	
O.12.19	Wyoming*	1	1	1	0	0.00	0	0	0	0	
O.19.19	at San José State*	1	0	2	6	3.00	0	1	6	0	
O.26.19	at UNLV*			--- Did Not Play - Injured ---							
N.9.19	Nevada*	1	0	0	0	0.00	0	1	2	0	
N.15.19	Fresno State*	1	0	1	2	2.00	0	0	0	0	

Kick Returns

Date	Opponent	GP	GS	No.	Yds.	Avg.	Lg.	TD	TD Lengths
A.31.18	at No. 13/13 Stanford			--- Did Not Play ---					
S.8.18	Sacramento State			--- Did Not Play ---					
S.15.18	No. 23/21 Arizona State	1		0	0	0.0	0	0	
S.22.18	Eastern Michigan	1		0	0	0.0	0	0	
O.6.18	at rv/No. 24 Boise State*	1	*	0	0	0.0	0	0	
O.12.18	Air Force*	1	*	2	32	16.0	23	0	
O.20.18	San José State*	1	*	0	0	0.0	0	0	
O.27.18	at Nevada*	1	*	3	49	16.3	20	0	
N.3.18	at New Mexico*	1	*	0	0	0.0	0	0	
N.10.18	UNLV*	1	*	3	65	21.7	26	0	
N.17.18	at Fresno State*	1		0	0	0.0	0	0	
N.24.18	Hawai'i*	1		0	0	0.0	0	0	
D.19.18	vs. Ohio#	1		0	0	0.0	0	0	
A.31.19	Weber State	1		0	0	0.0	0	0	
S.7.19	at UCLA	1		0	0	0.0	0	0	
S.14.19	at New Mexico State	1	*	0	0	0.0	0	0	
S.21.19	Utah State*	1	*	3	50	16.7	22	0	
O.5.19	at Colorado State*	1	*	1	33	33.0	33	0	
O.12.19	Wyoming*	1	*	3	63	21.0	22	0	
O.19.19	at San José State*	1	*	1	26	26.0	26	0	
O.26.19	at UNLV*			--- Did Not Play - Injured ---					
N.9.19	Nevada*	1	*	2	50	25.0	28	0	
N.15.19	Fresno State*	1	*	2	26	13.0	20	0	

Punt Returns

Date	Opponent	GP	GS	No.	Yds.	Avg.	Lg.	TD	TD Lengths
A.31.18	at No. 13/13 Stanford			--- Did Not Play ---					
S.8.18	Sacramento State			--- Did Not Play ---					
S.15.18	No. 23/21 Arizona State	1		0	0	0.0	0	0	
S.22.18	Eastern Michigan	1		0	0	0.0	0	0	
O.6.18	at rv/No. 24 Boise State*	1		0	0	0.0	0	0	
O.12.18	Air Force*	1		1	3	3.0	3	0	
O.20.18	San José State*	1	*	0	0	0.0	0	0	
O.27.18	at Nevada*	1	*	2	4	2.0	5	0	
N.3.18	at New Mexico*	1		0	0	0.0	0	0	
N.10.18	UNLV*	1		0	0	0.0	0	0	
N.17.18	at Fresno State*	1		0	0	0.0	0	0	
N.24.18	Hawai'i*	1		0	0	0.0	0	0	
D.19.18	vs. Ohio#	1		0	0	0.0	0	0	
A.31.19	Weber State	1		4	25	6.3	8	0	
S.7.19	at UCLA	1	*	1	17	17.0	17	0	
S.14.19	at New Mexico State	1	*	1	4	4.0	4	0	
S.21.19	Utah State*	1		0	0	0.0	0	0	
O.5.19	at Colorado State*	1	*	2	15	7.5	12	0	
O.12.19	Wyoming*	1	*	3	21	7.0	9	0	
O.19.19	at San José State*	1	*	1	11	11.0	11	0	
O.26.19	at UNLV*			--- Did Not Play - Injured ---					
N.9.19	Nevada*	1		0	0	0.0	0	0	
N.15.19	Fresno State*	1		0	0	0.0	0	0	

*Bold indicates season high. * - Mountain West game. # - 2018 DXL Frisco Bowl (Toyota Stadium; Frisco, Texas). GS - * in this category the player was on the field the first time San Diego State was in the kick/punt return formation.*

#77 JACOB CAPRA

Off. Tackle • Junior • 6-5 • 315 • Auburn, Calif. • Univ. of Oregon

- **At San Diego State:** Versatile offensive lineman, who brings Pac-12 experience to San Diego State after spending the past three seasons at Oregon ... Joined the Aztecs for the 2019 spring semester and has two years of eligibility remaining ... Enters the Hawai'i game as the co-starter at left tackle with Kyle Spalding.
- **2019 (Junior):** Has played in all 10 games, starting the first four at right tackle and two at left tackle ... Started the opener against Weber State, his first game as an Aztec and second career start overall ... Followed with a start at UCLA, at New Mexico State and against Utah State

... Played on the PAT and field goal unit at Colorado State and again vs. Wyoming ... Came off the bench to play 56 snaps at left tackle at San José State ... Started for the first time of his career at left tackle at UNLV, playing all 61 offensive snaps ... Also started once again at left tackle vs. Nevada ... Played two snaps against Fresno State and on special teams.

- **At Univ. of Oregon (2016-18):** Played in 15 games over his final two seasons with the Ducks, starting once as a redshirt freshman in 2017 against UCLA at right guard ... Twice received Pac-12 All-Academic honorable mention honors (2017-18) and was a three-time member of the school's Dean's List ... Helped Oregon to a 15-10 record over his two years with back-to-back bowl appearances, including an 8-4 record in 2018 with an appearance in the Redbox Bowl on Dec. 31 ... According to Pro Football Focus, logged a combined 357 snaps over his two seasons, including 252 in 2018 ... Redshirted as a true freshman in 2016 after joining the Ducks in January 2016.
- **High School:** Prepped at Placer High School in Auburn, Calif. ... Helped lead the Hillmen to the semifinals of the 2015 Sac-Joaquin Section Division III state championship playoffs and a 12-1 record ... Keyed the program's ground game that rushed for over 4,500 yards (351.0 avg.) and 59 touchdowns in his senior season ... Also had 45 tackles, 2.5 sacks, and a pair of blocked field goals over his final two seasons ... Competed at the Army All-American Combine ... Was a two-time first-team all-Metro selection (2014-15) by the Sacramento Bee, while earning first-team All-Sac-Joaquin Section and first-team all-Northern California honors by MaxPreps in 2015 after claiming second-team all-Northern California recognition in 2014 ... Was the offensive MVP as a senior ... Also competed on the school's track and field team ... A consensus three-star prospect by ESPN, Rivals and 247sports out of high school ... Ranked the No. 26 offensive guard and No. 54 player in the state of California by Rivals ... ESPN tabbed him the No. 33 offensive guard.
- **Personal:** Jacob Joseph Capra was born Nov. 2, 1998, in Folsom, Calif. ... Son of Joey and Janine Capra ... Older brother, Johnny, played football at Utah, while younger brother, Joey, is a true freshman at SDSU ... Originally chose Oregon out of Placer HS over Arizona State, California, Kansas, Nevada, San José State, Utah, Washington and Washington State ... Graduated from the Univ. of Oregon with a degree in general social science and crime law society ... Is working on a master's degree in homeland security and conflict resolution.

Ja. Capra's Career Statistics

Season	* at Univ. or Oregon	
	GP	GS
*2017	6	1
*2018	9	0
2019	10	6
Career	25	7

Ja. Capra's Career Game-by-Game

Date	Opponent	* at Univ. or Oregon	
		GP	GS/POS
S.2.17	Southern Utah	1	
S.9.17	Nebraska		--- Did Not Play ---
S.16.17	at Wyoming		--- Did Not Play ---
S.23.17	at Arizona StateS		--- Did Not Play ---
S.30.17	CaliforniaS	1	
O.7.17	Washington StateS		--- Did Not Play ---
O.14.17	at StanfordS	1	
O.21.17	at UCLAS	1	RG
O.28.17	UtahS	1	
N.4.17	at WashingtonS		--- Did Not Play ---
N.18.17	ArizonaS		--- Did Not Play ---
N.25.17	Oregon StateS	1	
D.16.17	vs. Boise State^		--- Did Not Play ---
S.1.18	Bowling Green	1	
S.8.18	Portland State	1	
S.15.18	San José State	1	
S.22.18	StanfordS		--- Did Not Play ---
S.29.18	at CaliforniaS		--- Did Not Play ---
O.13.18	WashingtonS	1	
O.20.18	at Washington StateS		--- Did Not Play ---
O.27.18	at ArizonaS	1	
N.3.18	UCLAS	1	
N.10.18	at UtahS	1	
N.17.18	Arizona StateS	1	

Date	Opponent	GP	GS/POS
N.23.18	at Oregon StateS	1	
A.31.19	Weber State	1	RT
S.7.19	at UCLA	1	RT
S.14.19	at New Mexico State	1	RT
S.21.19	Utah State*	1	RT
O.5.19	at Colorado State*	1	
O.12.19	Wyoming*	1	
O.19.19	at San José State*	1	
O.26.19	at UNLV*	1	LT
N.9.19	Nevada*	1	LT
N.15.19	Fresno State*	1	

S - Pac-12 game. * - Mountain West game. ^ - 2017 Redbox Bowl (Levi's Stadium; Santa Clara, Calif.).

#42 TROY CASSIDY

Linebacker • Senior • 6-3 • 230 • Carlsbad, Calif. • Carlsbad HS

- **At San Diego State:** Smart, athletic player who played in 11 games as a true freshman in 2016, and started 20 games over the previous two seasons ... Was listed third on the depth chart at one of the two outside linebacker spots heading into the 2017 fall camp, but emerged as the starter ... Entered his final season atop the depth chart at the "Will" linebacker, but is listed as the backup heading into the Hawai'i game ... Also sees time on special teams ... Has played in 47 straight games, the longest streak on the team.
- **2019 (Senior):** Has started eight of the team's 10 games and played in all 10 ... Has 30 tackles (14 solo), including 2.0 tackles for loss, and seven quarterback hurries ... **vs. Weber State (Aug. 31)** ... Started the opener against Weber State, playing all 51 snaps and tying a career high with seven tackles (four solo), including 1.5 tackles for loss ... **at UCLA (Sept. 7)** ... Registered four tackles (two solo), 0.5 tackles for loss and a quarterback hurry in a start at UCLA ... **at New Mexico State (Sept. 14)** ... Tied for the team lead with seven tackles (four solo) in a start at New Mexico State, while adding a quarterback hurry ... The seven stops tied a career high ... Played 68 of the 70 snaps in the game ... **vs. Utah State (Sept. 21)** ... Registered three tackles (all assisted) and two quarterback hurries in a start vs. Utah State, while playing all 77 snaps ... **at Colorado State (Oct. 5)** ... Had four tackles (two solo), including one for a loss, and a quarterback hurry at Colorado State ... **vs. Wyoming (Oct. 12)** ... Made two stops (one solo) in 47 snaps in a start vs. Wyoming ... **at San José State (Oct. 19)** ... Had one assisted tackle in a start over 20 snaps at San José State ... **at UNLV (Oct. 26)** ... Had an assisted tackle and a quarterback hurry in 19 snaps off the bench at UNLV ... **vs. Nevada (Nov. 9)** ... Returned to the starting lineup vs. Nevada, making one solo tackle in 28 snaps ... **vs. Fresno State (Nov. 15)** ... Came off the bench to play 21 snaps vs. Fresno State, recording a quarterback hurry.
- **2018 (Junior):** Started the team's first 12 games and played in all 13 ... Had 45 tackles on the season, including 4.0 tackles for loss, 2.5 sacks, one forced fumble, one pass breakup and six quarterback hurries ... Started the opener at No. 13/13 Stanford and had five tackles, including 0.5 TFL ... Had an assisted stop in a start vs. Sacramento State, which went down as a half sack (and a half TFL) ... Also added a quarterback hurry ... Did not record a stat in a start vs. No. 23/25 Arizona State ... Made five stops (two solo) in a start vs. Eastern Michigan ... Registered a solo stop and a quarterback hurry in a start at rv/No. 24 Boise State ... Had four tackles (two solo) in a start against Air Force ... Recorded five tackles (three solo) with one going for a loss and a quarterback hurry against San José State ... Had five stops (three solo) in a start at Nevada ... Had a big game at New Mexico, recording five tackles for a third straight game, while adding career highs of two sacks (for nine yards) and two tackles for loss, along with two QBH ... Had four tackles (all solo) with his first career forced fumble against UNLV ... The forced fumble was recovered by Parker Baldwin, which led to an Aztec touchdown as time expired in the third quarter ... Followed with a career-high seven stops in a start at Fresno State, while returning a blocked PAT before being tackled ... Came up with two solo tackles, his first pass breakup this season and a quarterback hurry vs. Hawai'i ... Came off the bench for the first time of the season vs. Ohio in the DXL Frisco Bowl, making one assisted tackle.
- **2017 (Sophomore):** Started the first seven games and eight overall, while playing in all 13, making 31 tackles (15 solo) with 1.5 tackles for loss, 0.5 sacks for three yards, a pass breakup and five quarterback hurries ... Started for the first time of his career in the opener against UC Davis, making three tackles (two solo) ... Had one stop (one solo) in a second straight start at Arizona State ... Started again vs. No. 19/19 Stanford and recorded one assisted tackle, 0.5 sacks (and 0.5 TFL) for three yards and his first career pass breakup ... Had a then career high

with four tackles (two solo) and a tackle for loss in a start at Air Force ... Bettered his tackle total with five stops (three solo) in another start vs. Northern Illinois ... Had three stops (one solo) in a sixth straight start at UNLV ... Registered four tackles (two solo) and a QBH in a start vs. Boise State ... Did not start for the first time of the season against Fresno State, but was the first guy on defense off the bench ... Did not record a stat ... Also did not find the stat sheet at Hawai'i in time off the bench ... Had a solo stop off the bench at San José State ... Did not find the stat sheet against Nevada ... Had three tackles (one solo) and a game-high three quarterback hurries off the bench vs. New Mexico ... Started against Army West Point in the Armed Forces Bowl when SDSU started four linebackers, making a then career-high six tackles and adding a quarterback hurry.

- **2016 (True Freshman):** Played in each of the final 11 games, mostly on special teams, making 10 tackles (four solo) with a 1-yard sack (and tackle for loss) ... Did not play the first three games of the season ... Saw time on special teams for the first time of his collegiate career, but did not record a stat ... Also logged statless time vs. UNLV ... Had his first two tackles of his career at Fresno State ... Made a career-high three stops (all solo) vs. San José State ... Also recorded his first sack (and tackle for loss), going for 1-yard ... Did not find the stat sheet at Utah State, but did play ... Tied a career high with three tackles (one solo) against Hawai'i ... Made an assisted tackle at Nevada ... Had an assisted stop at Wyoming ... Logged statless time off the bench against Colorado State, at Wyoming in the MW Championship game and vs. Houston in the Las Vegas Bowl.
- **High School:** Was a three-year letter winner at Carlsbad High School at nearby Carlsbad ... Recorded 178 tackles (119 solo), with 10 sacks over his Lancer career ... All-CIF San Diego Section first-team defense honoree his senior season after ranking second on the team with 69 tackles, 46 solo, four tackles for loss and two interceptions for 85 yards and 4.5 sacks, according to MaxPreps ... At tight end in 2015, recorded 226 yards on 13 receptions, scoring three touchdowns ... Helped lead Carlsbad to a 2015 Avocado West League championship, returning an interception 70 yards for a touchdown in the title game ... All-Avocado West League second team honoree his junior season, recording 82 tackles, 55 solo, nine tackles for loss and five sacks ... A three-star recruit by Rivals, Scout and ESPN ... Earned a grade of 72 by ESPN ... Lettered in volleyball for the Lancers, earning All-Academic Team honors and scholar-athlete accolades and helping Carlsbad to a spot in the CIF San Diego Section Boys' Volleyball Championship match.
- **Personal:** Troy Aaron Cassidy was born June 1, 1998, in San Diego, Calif. ... Also received offers from Arizona, Boise State, Colorado, Navy, Nevada, Oregon State, Utah State, Washington and Washington State (according to Rivals) ... Is majoring in interdisciplinary studies.

Cassidy's Career Statistics

Season	GP	GS	UA	A	TT	TFL	Sk	Int.	PBU	FF	FR
2016	11	0	4	6	10	1.0	1.0	0	0	0	0
2017	13	8	15	16	31	1.5	0.5	0	1	0	0
2018	13	12	21	24	45	4.0	2.5	0	1	1	0
2019	10	8	14	16	30	2.0	0.0	0	0	0	0
Career	47	28	54	62	116	8.5	4.0	0	2	1	0

Career Highs: Tackles: 7 at New Mexico State (9/14/19), vs. Weber State (8/31/19), at Fresno State (11/17/18); Tackles For Loss: 2.0 at New Mexico (11/3/18); Sacks: 2.0 at New Mexico (11/3/18); Pass Breakups: 1 vs. Hawai'i (11/24/18), vs. No. 19/19 Stanford (9/16/17); Forced Fumbles: 1 vs. UNLV (11/10/18).

2019 Highs: Tackles: 7 at New Mexico State (9/14/19), vs. Weber State (8/31/19); Tackles For Loss: 1.0 at Colorado State (10/5/19).

Cassidy's Career Game-by-Game

Date	Opponent	GP	GS	UA	A	TT	TFL	Sk.	Int.	PBU	FF	FR
S.3.16	New Hampshire											
S.10.16	California											
S.17.16	at Northern Illinois											
O.1.16	at South Alabama	1	0	0	0	0	0.0	0.0	0	0	0	0
O.8.16	UNLV*	1	0	0	0	0	0.0	0.0	0	0	0	0
O.14.16	at Fresno State*	1	0	0	2	2	0.0	0.0	0	0	0	0
O.21.16	San José State*	1	0	3	0	3	1.0	1.0	0	0	0	0
O.28.16	at Utah State*	1	0	0	0	0	0.0	0.0	0	0	0	0
N.5.16	Hawai'i*	1	0	1	2	3	0.0	0.0	0	0	0	0
N.12.16	at Nevada*	1	0	0	1	1	0.0	0.0	0	0	0	0
N.19.16	at Wyoming*	1	0	0	1	1	0.0	0.0	0	0	0	0
N.26.16	Colorado State*	1	0	0	0	0	0.0	0.0	0	0	0	0

Date	Opponent	GP	GS	UA	A	TT	TFL	Sk.	Int.	PBU	FF	FR
D.3.16	at Wyoming@	1	0	0	0	0	0.0	0.0	0	0	0	0
D.17.16	vs. Houston^	1	0	0	0	0	0.0	0.0	0	0	0	0
S.2.17	UC Davis	1	1	2	1	3	0.0	0.0	0	0	0	0
S.9.17	at Arizona State	1	1	1	0	1	0.0	0.0	0	0	0	0
S.16.17	No. 19/19 Stanford	1	1	0	1	1	0.5	0.5	0	1	0	0
S.23.17	at Air Force*	1	1	2	2	4	1.0	0.0	0	0	0	0
S.30.17	Northern Illinois	1	1	3	2	2	0.0	0.0	0	0	0	0
O.7.17	at UNLV*	1	1	1	2	3	0.0	0.0	0	0	0	0
O.14.17	Boise State*	1	1	2	2	4	0.0	0.0	0	0	0	0
O.21.17	Fresno State*	1	0	0	0	0	0.0	0.0	0	0	0	0
O.28.17	at Hawai'i*	1	0	0	0	0	0.0	0.0	0	0	0	0
N.4.17	at San José State*	1	0	1	0	1	0.0	0.0	0	0	0	0
N.18.17	Nevada*	1	0	0	0	0	0.0	0.0	0	0	0	0
N.24.17	New Mexico*	1	0	1	2	3	0.0	0.0	0	0	0	0
D.23.17	vs. Army West Point+	1	1	2	4	6	0.0	0.0	0	0	0	0
A.31.18	at No. 13/13 Stanford	1	1	1	4	5	0.5	0.0	0	0	0	0
S.8.18	Sacramento State	1	1	0	1	1	0.5	0.5	0	0	0	0
S.15.18	No. 23/25 Arizona State	1	1	0	0	0	0.0	0.0	0	0	0	0
S.22.18	Eastern Michigan	1	1	2	3	5	0.0	0.0	0	0	0	0
O.6.18	at rv/No. 24 Boise State*	1	1	1	0	1	0.0	0.0	0	0	0	0
O.12.18	Air Force*	1	1	2	2	4	0.0	0.0	0	0	0	0
O.20.18	San José State*	1	1	3	2	5	1.0	0.0	0	0	0	0
O.27.18	at Nevada*	1	1	3	2	5	0.0	0.0	0	0	0	0
N.3.18	at New Mexico*	1	1	2	3	5	2.0	2.0	0	0	0	0
N.10.18	UNLV*	1	1	4	0	4	0.0	0.0	0	0	1	0
N.17.18	at Fresno State*	1	1	1	6	7	0.0	0.0	0	0	0	0
N.24.18	Hawai'i*	1	1	2	0	2	0.0	0.0	0	1	0	0
D.19.18	vs. Ohio#	1	0	0	1	1	0.0	0.0	0	0	0	0
A.31.19	Weber State	1	1	4	3	7	0.5	0.0	0	0	0	0
S.7.19	at UCLA	1	1	2	2	4	0.5	0.0	0	0	0	0
S.14.19	at New Mexico State	1	1	4	3	7	0.0	0.0	0	0	0	0
S.21.19	Utah State*	1	1	0	3	3	0.0	0.0	0	0	0	0
O.5.19	at Colorado State*	1	1	2	2	4	1.0	0.0	0	0	0	0
O.12.19	Wyoming*	1	1	1	1	2	0.0	0.0	0	0	0	0
O.19.19	at San José State*	1	1	0	1	1	0.0	0.0	0	0	0	0
O.26.19	at UNLV*	1	0	0	1	1	0.0	0.0	0	0	0	0
N.9.19	Nevada*	1	1	1	0	1	0.0	0.0	0	0	0	0
N.15.19	Fresno State*	1	0	0	0	0	0.0	0.0	0	0	0	0

*Bold indicates season high. * - Mountain West game. @ - 2016 Mountain West Championship (War Memorial Stadium; Laramie, Wyo.). ^ - 2016 Las Vegas Bowl (Sam Boyd Stadium; Las Vegas, Nev.). + - 2017 Lockheed Martin Armed Forces Bowl (Amon Carter Stadium; Fort Worth, Texas). # - 2018 DXL Frisco Bowl (Toyota Stadium; Frisco, Texas).*

#68 MYLES CHEATUM

Defensive End • Senior • 6-2 • 265 • Cedar Park, Texas • Cedar Park HS

- **At San Diego State:** Athletic defensive linemen who continues to improve his technique ... Battled a foot injury late in the 2017 season after starting the first eight games of the year ... Was a fill-in starter in three games last year and enters his final season as the starting defensive end ... Is the most experienced defensive lineman on the team with 39 career games played and 21 starts (the rest of the two-deep have a combined 20 starts).
- **2019 (Senior):** Has been named a preseason third-team all-Mountain West selection by Phil Steele Magazine ... Started the team's 10 games this season ... Has 32 tackles (14 solo), including 8.0 tackles for loss, 5.0 sacks and seven quarterback hurries ... Ranks sixth in the Mountain West in sacks per game (0.50) ... vs. Weber State (Aug. 31) ... Started the opener vs. Weber State at defensive end, making one assisted tackle, which went down as a half tackle for loss ... **at UCLA (Sept. 7)** ... Made two solo tackles in a start at UCLA, including a 1-yard sack (and TFL) ... **at New Mexico State (Sept. 14)** ... Had four tackles, including a career-high 1.5 sacks and 1.5 tackles for loss, in a start at New Mexico State ... **vs. Utah State (Sept. 21)** ... Registered four stops (three solo), 0.5 tackles for loss and three quarterback hurries across 66 snaps in a start vs. Utah State ... **at Colorado State (Oct. 5)** ... Had three tackles, including 0.5 tackles for loss, in 50 snaps at Colorado State ... **vs. Wyoming (Oct. 12)** ... Came up with a then career-high-tying six tackles (four solo), including a 3-yard

sack (and tackle for loss) and a quarterback hurry in a start vs. Wyoming, where he played 51 of 54 snaps ... **at San José State (Oct. 19)** ... Was unable to find the stat sheet in 45 snaps in a start at San José State ... **at UNLV (Oct. 26)** ... Came up with three tackles, including 0.5 sacks (and 0.5 TFL) for three yards, and a quarterback hurry in 61 snaps ... **vs. Nevada (Nov. 9)** ... Had a career-high seven tackles in a start in 49 snaps vs. Nevada, with 1.5 tackles for loss for four yards ... **vs. Fresno State (Nov. 15)** ... Finished with two tackles (both solo), including a 14-yard sack, and a quarterback hurry in 47 snaps in a start against Fresno State ... The sack came on a third-and-6 situation in the third quarter, pushing the Bulldogs back from their own 45-yard line to their own 31-yard line.

- **2018 (Junior):** Had 27 tackles on the season in 13 games (three starts), including 3.5 tackles for loss, two sacks, a forced fumble, a fumble recovery and four quarterback hurries ... Made two assisted tackles in the opener at No. 13/13 Stanford ... Had a solo tackle vs. Sacramento State, which went down as a 1-yard tackle for loss ... Earned the start at defensive tackle against No. 23/25 Arizona State, making three tackles, including a 4-yard sack (and tackle for loss) and a quarterback hurry ... The sack came on a fourth-and-1 situation with ASU on SDSU's 11-yard line ... Had a good all-around game in another start at defensive tackle against Eastern Michigan, making a season-high four tackles (three solo) with 0.5 tackles for loss, his first career fumble recovery and two quarterback hurries ... The fumble recovery led to a touchdown, which put SDSU up, 17-3, in the second quarter ... Had four stops (two solo) in extensive time off the bench at rv/No. 24 Boise State ... Made two solo stops in his third start of the season against Air Force ... Had an assisted tackle in the second half against San José State after missing the first half because of a targeting call the previous week vs. Air Force ... Had two assisted tackles at Nevada ... Recorded two tackles (one solo), including a sack at New Mexico ... Did not find the stat sheet for the first time all season in 24 snaps off the bench against UNLV ... Had two assisted tackles in 23 snaps at Fresno State ... Made three solo stops in just 17 snaps vs. Hawai'i ... Registered a solo tackle, forced fumble and quarterback hurry in 22 snaps off the bench against Ohio in the DXL Frisco Bowl.
- **2017 (Sophomore):** Logged a start in the first eight games, missing the game at Hawai'i with a foot injury ... Returned to play off the bench in three of the final four games with the lingering injury ... Had 18 tackles (13 solo), including three tackles for loss for 12 yards, two sacks for nine yards, a forced fumble and four quarterback hurries ... Started for the first time of his career in just his sixth career game against UC Davis in the opener, recording one solo tackle ... Started again at Arizona State and came up with four tackles (three solo), including two tackles for loss, a sack, a forced fumble and a quarterback hurry ... The sack, TFL and forced fumble were both the first of his career ... Made an assisted stop in a start vs. No. 19/19 Stanford ... Registered a career-high six tackles (three solo) and two quarterback hurries at Air Force ... Did not record a stat in a start vs. Northern Illinois ... Had another solid outing at UNLV, coming up with two solo tackles, including a 7-yard sack and tackle for loss ... Did not find the stat sheet in a start against Boise State ... Had two solo tackles in a start against Fresno State ... Did not travel to Hawai'i because of a foot injury ... Did not record a stat in playing time at San José State ... Finished with a solo stop in a reserve role against Nevada ... Did not play because of an injury against New Mexico ... Had a solo stop off the bench against Army West Point in the Armed Forces Bowl.
- **2016 (Freshman):** Appeared in five games over the season off the bench, recording four tackles (three solo) ... Made his first career tackle, a solo stop, in the opener against New Hampshire ... Recorded one solo tackle vs. San José State ... Had a career-high two tackles (one solo) vs. Hawai'i ... Other games played came against UNLV and at Utah State.
- **2015 (Redshirt):** Redshirted his first season at SDSU.
- **High School:** Recorded 10 tackles for loss as a senior at Cedar Park High, leading the Timberwolves to a 12-4 overall record and a narrow loss in the Conference 5A Division 2 championship game ... Also rushed for 113 yards and eight touchdowns, and added 13 receptions for 223 yards and two scores on offense in 2014 ... A three-year varsity letter winner at Cedar Park High, where he led the Timberwolves to a combined 37-8 record, according to MaxPreps ... A two-time all-District 25 selection ... A two-star recruit by Rivals, Scout and 247sports ... Earned a 75 grade by 247sports ... Also lettered in basketball in high school.
- **Personal:** Myles Alexander Cheatum was born March 4, 1997, in Athens, Greece ... Son of Myles and Phyllis Cheatum ... Chose San Diego State over offers from Fresno State, Louisiana Tech, North Texas and Texas State (according to Rivals) ... Also drew interest from Louisiana-Monroe, Texas Tech and UTSA ... Is majoring in interdisciplinary studies.

Cheatum's Career Statistics

Season	GP	GS	UA	A	TT	TFL	Sk	Int.	PBU	FF	FR
2016	5	0	3	1	4	0.0	0.0	0	0	0	0
2017	11	8	13	5	18	3.0	2.0	0	0	1	0
2018	13	3	14	13	27	3.5	2.0	0	0	1	1
2019	10	10	14	18	32	8.0	5.0	0	0	0	0
Career	39	21	44	37	81	14.5	9.0	0	0	2	1

Career Highs: Tackles: 7 vs. Nevada (11/19/19); Tackles For Loss: 2.0 at Arizona State (9/9/17); Sacks: 1.5 at New Mexico State (9/14/19); Forced Fumbles: 1 vs. Ohio (12/19/19), at Arizona State (9/9/17); Fumble Recoveries: 1 vs. Eastern Michigan (9/22/18).

2019 Highs: Tackles: 7 vs. Nevada (11/19/19); Tackles For Loss: 1.5 vs. Nevada (11/19/19), at New Mexico State (9/14/19); Sacks: 1.5 at New Mexico State (9/14/19).

Cheatum's Career Game-by-Game

Date	Opponent	GP	GS	UA	A	TT	TFL	Sk.	Int.	PBU	FF	FR
S.3.16	New Hampshire	1	0	1	0	1	0.0	0.0	0	0	0	0
S.10.16	California			--- Did Not Play ---								
S.17.16	at Northern Illinois			--- Did Not Play ---								
O.1.16	at South Alabama			--- Did Not Play ---								
O.8.16	UNLV*	1	0	0	0	0	0.0	0.0	0	0	0	0
O.14.16	at Fresno State*			--- Did Not Play ---								
O.21.16	San José State*	1	0	1	0	1	0.0	0.0	0	0	0	0
O.28.16	at Utah State*	1	0	0	0	0	0.0	0.0	0	0	0	0
N.5.16	Hawai'i*	1	0	1	1	2	0.0	0.0	0	0	0	0
N.12.16	at Nevada*			--- Did Not Play ---								
N.19.16	at Wyoming*			--- Did Not Play ---								
N.26.16	Colorado State*			--- Did Not Play ---								
D.3.16	at Wyoming@			--- Did Not Play ---								
D.17.16	vs. Houston^			--- Did Not Play ---								
S.2.17	UC Davis	1	1	1	0	1	0.0	0.0	0	0	0	0
S.9.17	at Arizona State	1	1	2	1	3	2.0	1.0	0	0	1	0
S.16.17	No. 19/19 Stanford	1	1	0	1	1	0.0	0.0	0	0	0	0
S.23.17	at Air Force*	1	1	3	3	6	0.0	0.0	0	0	0	0
S.30.17	Northern Illinois	1	1	0	0	0	0.0	0.0	0	0	0	0
O.7.17	at UNLV*	1	1	2	0	2	1.0	1.0	0	0	0	0
O.14.17	Boise State*	1	1	0	0	0	0.0	0.0	0	0	0	0
O.21.17	Fresno State*	1	1	2	0	2	0.0	0.0	0	0	0	0
O.28.17	at Hawai'i*			--- Did Not Play - Injured ---								
N.4.17	at San José State*	1	0	0	0	0	0.0	0.0	0	0	0	0
N.18.17	Nevada*	1	0	1	0	1	0.0	0.0	0	0	0	0
N.24.17	New Mexico*			--- Did Not Play - Injured ---								
D.23.17	vs. Army West Point+	1	0	1	0	1	0.0	0.0	0	0	0	0
A.31.18	at No. 13/13 Stanford	1	0	0	2	2	0.0	0.0	0	0	0	0
S.8.18	Sacramento State	1	0	1	0	1	1.0	0.0	0	0	0	0
S.15.18	No. 23/25 Arizona State	1	1	1	2	3	1.0	1.0	0	0	0	0
S.22.18	Eastern Michigan	1	1	3	1	4	0.5	0.0	0	0	0	1
O.6.18	at rv/No. 24 Boise State*	1	0	2	2	4	0.0	0.0	0	0	0	0
O.12.18	Air Force*	1	1	2	0	2	0.0	0.0	0	0	0	0
O.20.18	San José State*	1	0	0	1	1	0.0	0.0	0	0	0	0
O.27.18	at Nevada*	1	0	0	2	2	0.0	0.0	0	0	0	0
N.3.18	at New Mexico*	1	0	1	1	2	1.0	1.0	0	0	0	0
N.10.18	UNLV*	1	0	0	0	0	0.0	0.0	0	0	0	0
N.17.18	at Fresno State*	1	0	0	2	2	0.0	0.0	0	0	0	0
N.24.18	Hawai'i*	1	0	3	0	3	0.0	0.0	0	0	0	0
D.19.18	vs. Ohio#	1	0	1	0	1	0.0	0.0	0	0	1	0
A.31.19	Weber State	1	1	0	1	1	0.5	0.0	0	0	0	0
S.7.19	at UCLA	1	1	2	0	2	1.0	1.0	0	0	0	0
S.14.19	at New Mexico State	1	1	1	3	4	1.5	1.5	0	0	0	0
S.21.19	Utah State*	1	1	3	1	4	0.5	0.0	0	0	0	0
O.5.19	at Colorado State*	1	1	0	3	3	0.5	0.0	0	0	0	0
O.12.19	Wyoming*	1	1	4	2	6	1.0	1.0	0	0	0	0
O.19.19	at San Jose State*	1	1	0	0	0	0.0	0.0	0	0	0	0
O.26.19	at UNLV*	1	1	0	3	3	0.5	0.5	0	0	0	0
N.9.19	Nevada*	1	1	2	5	7	1.5	0.0	0	0	0	0

Date	Opponent	GP	GS	UA	A	TT	TFL	Sk.	Int.	PBU	FF	FR
N.15.19	Fresno State*	1	1	2	0	2	1.0	1.0	0	0	0	0

*Bold indicates season high. * - Mountain West game. @ - 2016 Mountain West Championship (War Memorial Stadium; Laramie, Wyo.). ^ - 2016 Las Vegas Bowl (Sam Boyd Stadium; Las Vegas, Nev.). + - 2017 Lockheed Martin Armed Forces Bowl (Amon Carter Stadium; Fort Worth, Texas). # - 2018 DXL Frisco Bowl (Toyota Stadium; Frisco, Texas).*

#81 ETHAN DEDEAUX

(DAY-doh)

Wide Receiver • Sophomore • 5-9 • 185 • Las Vegas, Nev. • Liberty HS

- **At San Diego State:** Excellent route-runner with great hands ... Will be expected to log snaps as a receiver and on special teams ... Enters the weekend as the starter at 'E' receiver ... Also can return punts.
- **2019 (Sophomore):** Has played in eight games with two starts ... Has five catches for 98 yards (19.6 avg.) with a 49-yard touchdown ... The 49-yard touchdown is tied for the longest pass play by the Aztecs this season (also Isaiah Richardson's 49-yard catch) ... Also has a 14-yard kick return and a rush attempt ... **vs. Weber State (Aug. 31)** ... Started for the ninth time of his career in the opener against Weber State, where he had an 8-yard reception ... **at UCLA (Sept. 7)** ... Came off the bench to play 31 snaps at UCLA without recording a stat ... **at New Mexico State (Sept. 14)** ... Played 18 snaps off the bench at New Mexico State without recording an offensive stat ... Did return a kickoff for 14 yards ... **vs. Utah State (Sept. 21)** ... Logged the start vs. Utah State, making two catches for 18 yards (9.0 avg.) with a long of 12 yards over 56 snaps ... **at Colorado State (Oct. 5)** ... Played 10 statless snaps off the bench at Colorado State ... **vs. Wyoming (Oct. 12)** ... Missed the Wyoming game with an injury ... **at San José State (Oct. 19)** ... Also missed the San José State game ... **at UNLV (Oct. 26)** ... Returned to play in front of his hometown at UNLV, recording a 49-yard touchdown catch in 21 snaps off the bench ... The touchdown was the first of his career ... The 49-yard catch was a career long and tied SDSU's longest pass play this season ... **vs. Nevada (Nov. 9)** ... Made a 23-yard catch in 15 snaps off the bench against Nevada ... **vs. Fresno State (Nov. 15)** ... Logged four statless snaps vs. Fresno State.
- **2018 (Freshman):** Started eight of the 10 times he played on the season ... Started the team's first five games, missing the next three (one with injury, two because of personal reasons), before returning to play at New Mexico and starting three of the final four games ... Had 22 catches for 262 yards (11.9 avg.) with a long of 46 yards ... Also had four rushes for 13 yards (3.2 avg.) and four punt returns for minus-7 yards (-1.8 avg.) ... Started his first career appearance at No. 13/13 Stanford, making three catches for 21 yards (7.0 avg.) ... Also had a 4-yard rush ... Had six receptions and 90 yards in just his second career start and game played against Sacramento State ... The six catches and 90 yards were a game high ... His 90 yards were the most by an Aztec freshman since at least 1996 ... For his efforts, was named to the Pro Football Focus Mountain West Team of the Week ... Also returned his first career punt of five yards ... Made two catches for 30 yards (15.0 avg.) in a third straight start vs. No. 23/25 Arizona State ... Also added a 6-yard rush and returned a punt (for a 1-yard loss) ... Started for a fourth straight game vs. Eastern Michigan, recording two catches for 20 yards (10.0 avg.) with a long of 11 yards ... Also returned one punt for two yards ... Started at rv/No. 24 Boise State without recording a stat ... Exited the game early after a shoulder injury suffered on a punt return and fumble ... Did not play against Air Force because of the shoulder injury, and missed the next two because of personal reasons ... Returned to log 16 snaps at New Mexico, making two catches for 38 yards (19.0 avg.) ... Had a big game in a start vs. UNLV, making a career-high and game-high seven receptions for 63 yards (9.0 avg.) ... The seven catches were tied for the second most in a game during the Jeff Horton offensive coordinator era (since 2015) ... Started at Fresno State and again vs. Hawai'i, but did not find the stat sheet ... Came off the bench for 26 statless snaps vs. Ohio in the DXL Ohio Bowl.
- **2017 (Redshirt):** Redshirted his first season at SDSU.
- **High School:** Four-year letter winner at Liberty High School in Las Vegas ... Did a little bit of everything for the Patriots, logging time as a wide receiver, running back, cornerback, safety and even quarterback ... Helped lead Liberty to a 43-11 record over the four years, including a 17-1 mark in league action ... According to MaxPreps, amassed 2,843 receiving yards on 138 catches (20.6 avg.) and 34 touchdowns over his final three seasons, while adding 590 rushing yards on 69 attempts (8.6 avg.) and 14 additional scores ... Best season was his senior year in 2016 when he had 59 catches for 1,162 yards (19.7 ag.) and 15 touchdowns, while rushing for 280 yards and eight touchdowns on 32 carries (8.8 avg.) ... Also was 9-for-10 for 27 yards as a quarterback as a junior in 2015 ... Recorded 110 tackles, 11 interceptions, 28 pass deflections, one forced fumble and a fumble recovery over his four-year career ... Also returned 36 kicks for 1,030 yards (28.6 avg.) and three touchdowns over his career to go

along with nine punt returns for 100 yards (11.1 avg.) ... Altogether had 54 touchdowns in 54 games over his career, including 23 as a senior ... Was a three-time all-state selection and a three-time all-league pick ... Was a three-star recruit by Rivals (wide receiver) and ESPN (athlete), and a two-star recruit by 247sports and Scout (cornerback) ... 247sports graded him out at 79 ... Received a grade of 71 by ESPN, where he is also rated as the 14th-best recruit in the state of Nevada ... Also ran track at Liberty High School ... Was on the school's dean's list and was a student of the month.

- **Personal:** Ethan Miles Dedeaux was born Oct. 14, 1998, in West Hills, Calif. ... Son of Jon Dedeaux ... Picked the Aztecs over offers from Hawai'i, UNLV, Idaho, Northern Arizona and Adams State ... Is majoring in communication with an emphasis in liberal arts.

Dedeaux' Career Statistics

Receiving

Season	GP	GS	Rec.	Yds.	Avg.	Long	TD
2018	10	8	22	262	11.9	46	0
2019	8	2	5	98	19.6	49	1
Career	18	10	27	460	17.0	49	1

Career Highs: Receptions: 7 vs. UNLV (11/10/18); Receiving Yards: 90 vs. Sacramento State (9/8/18); Touchdown Receptions: 1 at UNLV (10/26/19); Long Reception: 49 at UNLV (10/26/19); Carries: 1 vs. No. 23/25 Arizona State (9/15/18), at No. 13/13 Stanford (8/31/18); Rushing Yards: 6 vs. No. 23/25 Arizona State (9/15/18); Long Rush: 6 vs. No. 23/25 Arizona State (9/15/18); Kick Returns: 1 at New Mexico State (9/14/19); Kick Return Yards: 14 at New Mexico State (9/14/19); Long Kick Return: 14 at New Mexico State (9/14/19); Punt Returns: 1, four times; Punt Return Yards: 5 vs. Sacramento State (9/8/18); Long Punt Return: 5 vs. Sacramento State (9/8/18); All-Purpose Yards: 95 vs. Sacramento State (9/8/18); Total Touchdowns: 1 at UNLV (10/26/19).

2019 Highs: Receptions: 2 vs. Utah State (9/21/19); Receiving Yards: 49 at UNLV (10/26/19); Touchdown Receptions: 1 at UNLV (10/26/19); Long Reception: 49 at UNLV (10/26/19); Kick Returns: 1 at New Mexico State (9/14/19); Kick Return Yards: 14 at New Mexico State (9/14/19); Long Kick Return: 14 at New Mexico State (9/14/19); All-Purpose Yards: 49 at UNLV (10/26/19); Total Touchdowns: 1 at UNLV (10/26/19).

Dedeaux' Career Game-by-Game

Receiving

Date	Opponent	GP	GS	No.	Yds.	Avg.	Lg.	TD	TD Lengths
A.31.18	at No. 13/13 Stanford	1	1	3	21	7.0	9	0	
S.8.18	Sacramento State	1	1	6	90	15.0	27	0	
S.15.18	No. 23/25 Arizona State	1	1	2	30	15.0	15	0	
S.22.18	Eastern Michigan	1	1	2	20	10.0	11	0	
O.6.18	at rv/No. 24 Boise State*	1	1	0	0	0.0	0	0	
O.12.18	Air Force*				--- Did Not Play - Injury ---				
O.20.18	San José State*				--- Did Not Play - Personal ---				
O.27.18	at Nevada*				--- Did Not Play - Personal ---				
N.3.18	at New Mexico*	1	0	2	38	19.0	29	0	
N.10.18	UNLV*	1	1	7	63	9.0	46	0	
N.17.18	at Fresno State*	1	1	0	0	0.0	0	0	
N.24.18	Hawai'i*	1	1	0	0	0.0	0	0	
D.19.18	vs. Ohio#	1	0	0	0	0.0	0	0	
A.31.19	Weber State	1	1	1	8	8.0	8	0	
S.7.19	at UCLA	1	0	0	0	0.0	0	0	
S.14.19	at New Mexico State	1	0	0	0	0.0	0	0	
S.21.19	Utah State*	1	1	2	18	9.0	12	0	
O.5.19	at Colorado State*	1	0	0	0	0.0	0	0	
O.12.19	Wyoming*				--- Did Not Play - Injury ---				
O.19.19	at San José State*				--- Did Not Play - Injury ---				
O.26.19	at UNLV*	1	0	1	49	49.0	49	1	49
N.9.19	Nevada*	1	0	1	23	23.0	23	0	
N.15.19	Fresno State*	1	0	0	0	0.0	0	0	

Bold indicates season high. * - Mountain West game. # - 2018 DXL Frisco Bowl (Toyota Stadium; Frisco, Texas).

#79 DAISHAWN DIXON

(DAY-shawn)

Off. Guard • Senior • 6-5 • 330 • San Antonio, TX • William Howard Taft HS

- **At San Diego State:** Big body who is one of two seniors on the offensive line ... Has good technique and good quickness for an offensive guard ... Is listed as the starter at left guard heading into 2019 ... Has played the most games (49) of any current Aztec.
- **2019 (Senior):** Has been named a preseason third-team all-Mountain West selection by both Athlon Sports and Phil Steele Magazine ... Has started the team's 10 games and has played all 752 snaps on the season ... Started the opener vs. Weber State and again at UCLA ... Also started at New Mexico State, where he was named to the Pro Football Focus National Team of the Week and the Pro Football Focus Mountain West Team of the Week ... Started again vs. Utah State, at Colorado State, vs. Wyoming, at San José State, at UNLV, vs. Nevada and against Fresno State.
- **2018 (Junior):** Started the team's first 12 games this season at left guard ... Started the opener at No. 13/13 Stanford, his 14th consecutive start and 28th straight game played ... Also started vs. Sacramento State, vs. No. 23/25 Arizona State, vs. Eastern Michigan, at rv/No. 24 Boise State, against Air Force, vs. San José State, at Nevada, at New Mexico, vs. UNLV, at Fresno State and against Hawai'i ... Did not travel to the DXL Frisco Bowl vs. Ohio because of a violation of team rules.
- **2017 (Sophomore):** Started all 13 games at left guard ... Had the third-most snaps on the team (819), according to Pro Football Focus ... Started the opener for the first time of his career against UC Davis at left guard ... Also started at Arizona State, vs. No. 19/19 Stanford, at Air Force, vs. Northern Illinois, at UNLV, against Boise State, vs. Fresno State, at Hawai'i, at San José State, against Nevada, vs. New Mexico and against Army West Point in the Armed Forces Bowl.
- **2016 (Freshman):** Played in all 14 games, mostly on the PAT and field goal unit ... Logged his first career appearance in the opener against New Hampshire ... According to Pro Football Focus, logged 34 snaps on the offensive line last year, the second most among back-up offensive linemen on the team ... According to the website, had two snaps at South Alabama, seven in back-to-back games at San José State and at Utah State, a season-high 15 vs. Hawai'i and three at Nevada.
- **2015 (Redshirt):** Redshirted his first year on The Mesa.
- **High School:** Represented the U.S. National Select Team in a 2015 win over the IFAF World Team on Jan. 31, 2015, at AT&T Stadium in Arlington, Texas ... A first-team all-District selection ... A two-star recruit by Scout.com and Rivals.com ... A three-year letter winner at William Howard Taft High School in San Antonio, Texas ... Played basketball as a sophomore.
- **Personal:** Daishawn Tarik Dixon was born June 19, 1997, in Phoenix, Ariz. ... Son of Chamara Cantrell and stepson of Larry Cantrell, and Rodney Dixon and stepson of Rosa Dixon ... Picked SDSU over an offer from New Mexico State (according to Rivals), while also receiving interest from New Mexico, Oklahoma State and UTSA ... Is an interdisciplinary studies major.

Dixon's Career Statistics

Season	GP	GS
2016	14	0
2017	13	13
2018	12	12
2019	10	10
Career	49	35

Dixon's Career Game-by-Game

Date	Opponent	GP	GS/POS
S.3.16	New Hampshire	1	
S.10.16	California	1	
S.17.16	at Northern Illinois	1	
O.1.16	at South Alabama	1	
O.8.16	UNLV*	1	
O.14.16	at Fresno State*	1	
O.21.16	San José State*	1	
O.28.16	at Utah State*	1	
N.5.16	Hawai'i*	1	
N.12.16	at Nevada*	1	
N.19.16	at Wyoming*	1	
N.26.16	Colorado State*	1	
D.3.16	at Wyoming@	1	
D.17.16	vs. Houston^	1	

Date	Opponent	GP	GS/POS
S.2.17	UC Davis	1	LG
S.9.17	at Arizona State	1	LG
S.16.17	No. 19/19 Stanford	1	LG
S.23.17	at Air Force*	1	LG
S.30.17	Northern Illinois	1	LG
O.7.17	at UNLV*	1	LG
O.14.17	Boise State*	1	LG
O.21.17	Fresno State*	1	LG
O.28.17	at Hawai'i*	1	LG
N.4.17	at San José State*	1	LG
N.18.17	Nevada*	1	LG
N.24.17	New Mexico*	1	LG
D.23.17	vs. Army West Point+	1	LG
A.31.18	at No. 13/13 Stanford	1	LG
S.8.18	Sacramento State	1	LG
S.15.18	No. 23/25 Arizona State	1	LG
S.22.18	Eastern Michigan	1	LG
O.6.18	at rv/No. 24 Boise State*	1	LG
O.12.18	Air Force*	1	LG
O.20.18	San José State*	1	LG
O.27.18	at Nevada*	1	LG
N.3.18	at New Mexico*	1	LG
N.10.18	UNLV*	1	LG
N.17.18	at Fresno State*	1	LG
N.24.18	Hawai'i*	1	LG
D.19.18	vs. Ohio#	---	DNP - Violation of Team Rules ---
A.31.19	Weber State	1	LG
S.7.19	at UCLA	1	LG
S.14.19	at New Mexico State	1	LG
S.21.19	Utah State*	1	LG
O.5.19	at Colorado State*	1	LG
O.12.19	Wyoming*	1	LG
O.19.19	at San José State*	1	LG
O.26.19	at UNLV*	1	LG
N.9.19	Nevada*	1	LG
N.15.19	Fresno State*	1	LG

* - Mountain West game. @ - 2016 Mountain West Championship (War Memorial Stadium; Laramie, Wyo.). ^ - 2016 Las Vegas Bowl (Sam Boyd Stadium; Las Vegas, Nev.). + - 2017 Lockheed Martin Armed Forces Bowl (Amon Carter Stadium; Fort Worth, Texas). # - 2018 DXL Frisco Bowl (Toyota Stadium; Frisco, Texas).

#73 WILLIAM DUNKLE

Off. Guard • RS-Freshman • 6-5 • 350 • Chula Vista, Calif. • Eastlake HS

- **At San Diego State:** Big body, who continues to improve his technique ... Entered the 2019 season as the projected starting right guard despite not having played in a collegiate game.
- **2019 (Freshman):** Has started nine games at right guard and has played in all 10 on the season ... Has been named to the Pro Football Focus Mountain West Team of the Week three times this season ... Started for the first time of his career in his first career game vs. Weber State, grading out as the highest on the Aztec offense (4.3) by Pro Football Focus and the 10th-best mark in the country for the first week ... For his efforts, was named to the Pro Football Focus Mountain West Team of the Week ... Started again the following week at UCLA, playing 55 of 84 snaps ... Came off the bench at New Mexico State, playing 28 snaps ... Started and played all 84 snaps vs. Utah State ... Started again at Colorado State, where he was named to the Pro Football Focus Mountain West Team of the Week ... Also started and played every offensive snap vs. Wyoming and at San José State ... Earned the start at UNLV, where he was named to the Pro Football Focus Mountain West Team of the Week for the third time on the year ... Also started vs. Nevada and against Fresno State.
- **2018 (Redshirt):** Utilized his redshirt season.
- **High School:** A three-year letter winner and two-time captain at nearby Eastlake High School in Chula Vista, Calif. ... Led the Titans to a 10-3 record in 2017 after finishing just 2-9 the previous year ... Team was the runner-up at CIFs in 2017 ... Was a three-time all-league selection and an all-CIF honoree ... Also was a three-star offensive lineman ... Was a three-

star recruit by 247sports and a two-star recruit by Rivals.

- **Personal:** William Anthony Dunkle was born Dec. 30, 1999, in San Ysidro, Calif. ... Son of Jess Gonzales ... According to Rivals, also received scholarship offers from UCF, Fresno State, Colorado State, Utah State, Illinois, UNLV, UTEP and South Dakota ... Nephew of Freddie Dunkle, who played at San Diego State from 2004-07 ... Undecided on a major.

Dunkle's Career Statistics

Season	GP	GS
2019	10	9
Career	10	9

Dunkle's Career Game-by-Game

Date	Opponent	GP	GS/POS
A.31.19	Weber State	1	RG
S.7.19	at UCLA	1	RG
S.14.19	at New Mexico State	1	
S.21.19	Utah State*	1	RG
O.5.19	at Colorado State*	1	RG
O.12.19	Wyoming*	1	RG
O.19.19	at San José State*	1	RG
O.26.19	at UNLV*	1	RG
N.9.19	Nevada*	1	RG
N.15.19	Fresno State*	1	RG

* - Mountain West game.

#56 DOMINIC GUDINO

(GOO-deen-oh)

Center/Guard • Junior • 6-3 • 300 • Chula Vista, Calif. • Olympian HS

- **At San Diego State:** Athletic, young and versatile offensive lineman who worked himself into the two-deep for his true freshman season in 2017 ... Then started eight times in 2018, battling various leg injuries throughout the season ... Enters the weekend as the backup right guard to William Dunkle, but can also play center.
- **2019 (Junior):** Has played in four of the team's 10 games, starting once at right guard ... Did not play in the opener vs. Weber State ... Came off the bench at UCLA to play 29 snaps at right guard ... Earned the start at right guard at New Mexico State, playing 28 snaps ... Did not play vs. Utah State or at Colorado State ... Played on special teams snap on the PAT unit vs. Wyoming ... Played one offensive snap at San José State ... Did not play vs. UNLV, Nevada or Fresno State.
- **2018 (Sophomore):** Played in 10 of the team's 13 games, starting eight times, including five games at center and three at right guard ... Started the opener at No. 13/13 Stanford at center ... Played nine snaps in a reserve role vs. Sacramento State while nursing an ankle injury ... Came in to relieve an injured Zachary Thomas at right guard against No. 23/25 Arizona State, playing 70 snaps ... Did not play against Eastern Michigan or at rv/No. 24 Boise State ... Started again at center vs. Air Force and vs. San José State ... Moved to right guard for a start at Nevada ... Started at right guard at New Mexico, but only played 13 snaps before leaving the game and not returning with an injury ... Missed the UNLV game with the injury ... Returned to start at center at Fresno State ... Started at right guard vs. Hawai'i ... Started at center vs. Ohio in the DXL Frisco Bowl.
- **2017 (True Freshman):** Played in eight games last year with six starts ... Was on the travel roster for each of the first four games of the season, but did not play ... Started the fifth game against Northern Illinois in his first career appearance with senior starter Antonio Rosales deemed not able to play with an ankle injury ... Was the first Aztec true freshman to start offense since current fullback Nick Bowden started at quarterback at Fresno State on Oct. 3, 2013 ... Played off the bench at UNLV ... Did not play vs. Boise State ... Earned the start at center for the first time of his career against Fresno State with Rosales still not fully healthy (Keith Ismael moved to right guard) ... Also started at center at Hawai'i and made a tackle on a Christian Chapman interception ... Started for the third straight week at center at San José State, again vs. Nevada and New Mexico ... Came off the bench to play 32 snaps against Army West Point in the Armed Forces Bowl.
- **High School:** Won three varsity letters at Olympian High School in Chula Vista, Calif. ... Played on both sides of the line of scrimmage during his prep career, posting 97 tackles (71 solos) and 12.0 tackles for loss, according to MaxPreps ... Helped Olympian High reach the CIF San Diego Section Division II playoffs all four years, including a title game appearance during his senior campaign ... Was first-team all-league and first-team all-CIF ... Was a Blue-Grey All-

American ... Captained Olympian High School for two years ... Also was on the Union-Tribune All-Academic Team for three years ... A three-star recruit by ESPN, 247sports and Scout ... Received a grade of 83 by 247sports and a 73 by ESPN ... Listed fifth among center prospects in both California and the West to go with a No. 22 national ranking, according to Scout ... Was also rated 14th nationally at his position by ESPN ... Also threw the shot put and discus on the track & field team.

- **Personal:** Dominic Angelo Gudino was born May 21, 1999, in San Diego ... Son of Tony and Aida Gudino ... Originally committed to Nevada and also drew interest from Utah, Arizona, Oregon State, Colorado State, Army West Point, New Mexico, Utah State and San José State during the recruiting process ... Is majoring in communications.

Gudino's Career Statistics

Season	GP	GS
2017	8	6
2018	10	8
2019	4	1
Career	22	15

Career Highs: Tackles: 1 at Hawai'i (10/29/17).

Gudino's Career Game-by-Game

Date	Opponent	GP	GS/POS
S.2.17	UC Davis	---	Did Not Play ---
S.9.17	at Arizona State	---	Did Not Play ---
S.16.17	No. 19/19 Stanford	---	Did Not Play ---
S.23.17	at Air Force*	---	Did Not Play ---
S.30.17	Northern Illinois	1	RG
O.7.17	at UNLV*	1	
O.14.17	Boise State*	---	Did Not Play ---
O.21.17	Fresno State*	1	C
O.28.17	at Hawai'i*	1	C
N.4.17	at San José State*	1	C
N.18.17	Nevada*	1	C
N.24.17	New Mexico*	1	C
D.23.17	vs. Army West Point+	1	
A.31.18	at No. 13/13 Stanford	1	C
S.8.18	Sacramento State	1	
S.15.18	No. 23/25 Arizona State	1	
S.22.18	Eastern Michigan	---	Did Not Play - Inj. --
O.6.18	at rv/No. 24 Boise State*	---	Did Not Play --
O.12.18	Air Force*	1	C
O.20.18	San José State*	1	C
O.27.18	at Nevada*	1	RG
N.3.18	at New Mexico*	1	RG
N.10.18	UNLV*	---	Did Not Play - Inj. --
N.17.18	at Fresno State*	1	C
N.24.18	Hawai'i*	1	RG
D.19.18	vs. Ohio#	1	C
A.31.19	Weber State	---	Did Not Play --
S.7.19	at UCLA	1	
S.14.19	at New Mexico State	1	RG
S.21.19	Utah State*	---	Did Not Play --
O.5.19	at Colorado State*	---	Did Not Play --
O.12.19	Wyoming*	1	
O.19.19	at San José State*	1	
O.26.19	at UNLV*	---	Did Not Play --
N.9.19	Nevada*	---	Did Not Play --
N.15.19	Fresno State*	---	Did Not Play --

* - Mountain West game. + - 2017 Lockheed Martin Armed Forces Bowl (Amon Carter Stadium; Fort Worth, Texas). # - 2018 DXL Frisco Bowl (Toyota Stadium; Frisco, Texas).

#23 DARREN HALL

Cornerback • Sophomore • 6-0 • 180 • Pasadena, Calif. • Rancho Cucamonga HS

- **At San Diego State:** Ball hawk with good instincts ... Played in two games in 2017 as a true freshman, before ultimately being shut down with an injury, redshirting the season ... Moved from safety to cornerback in the spring of 2018 ... Started the final three games of 2018 and entered the 2019 season as one of the two starting cornerbacks, but worked through an injury early ... Is slated to start at cornerback this weekend at Hawai'i.
- **2019 (Sophomore):** Has been named a preseason third-team all-Mountain West selection by Athlon Sports ... Has played in nine of the team's 10 games, starting the last eight ... Has 29 tackles (19 solo), 2.5 tackles for loss, 0.5 sacks, two forced fumbles, an interception and a team-high 13 pass breakups ... Ranks second in the Mountain West in passes defended per game (INT + PBU) (1.40, 5th in FBS) and in a tie for sixth in forced fumbles per game (0.22) ... **vs. Weber State (Aug. 31)** ... Missed the opener with Weber State because of an injury ... **at UCLA (Sept. 7)** ... Returned to play eight snaps off the bench at UCLA without recording a stat ... **at New Mexico State (Sept. 14)** ... Earned his first start of the season at New Mexico State, playing all 70 snaps at cornerback ... Came up with three tackles (two solo), two forced fumbles and a pass breakup ... The two forced fumbles are tied with 12 others for the most in a game in school history and tied with 35 others for the most in a FBS game this season ... **vs. Utah State (Sept. 21)** ... Tied a career high with nine tackles (seven solo), including a tackle for loss, and three pass breakups vs. Utah State in a start, playing all 77 snaps ... Led the team in tackles for the first time of the season and second time of his career ... The three pass breakups were also a career high ... **at Colorado State (Oct. 5)** ... Started and played all 57 snaps at Colorado State, making four tackles (two solo), 0.5 sacks, a career-high 1.5 tackles for loss and two pass breakups ... **vs. Wyoming (Oct. 12)** ... Registered two solo tackles and two pass breakups in a start vs. Wyoming, playing all 54 snaps and being named to the Pro Football Focus National Second Team of the Week and the Pro Football Focus Mountain West Team of the Week ... **at San José State (Oct. 19)** ... Recorded four tackles (two solo) and a pass breakup, while playing all 54 snaps at San José State while being named to the Pro Football Focus Mountain West Team of the Week ... **at UNLV (Oct. 26)** ... Had four tackles (three solo), two pass breakups and a quarterback hurry in all 73 snaps at UNLV ... **vs. Nevada (Nov. 9)** ... Had a solo tackle, an interception and a pass breakup, playing all 56 snaps vs. Nevada ... The interception was his first of the season and third of his career ... **vs. Fresno State (Nov. 15)** ... Had two tackles and a pass breakup against Fresno State, where he played all 56 snaps.
- **2018 (Freshman):** Shared the team's outstanding freshman award (along with RB Jordan Byrd) ... Played in 12 games on the season, starting the final three ... Had 45 tackles (34 solo), two interceptions, two tackles for loss, a sack, three pass breakups, a forced fumble and a quarterback hurry ... Did not see time at No. 13/13 Stanford in the opener ... Logged his first snaps on special teams against Sacramento State, but did not find the stat sheet ... Played one snap on defense and on special teams vs. No. 23/25 Arizona State ... Had a breakout game against Eastern Michigan in the first significant defensive snaps of his career, recording a career-high four tackles with the first interception of his career en route to being named the MW Defensive Player of the Week ... Also made the Pro Football Focus Mountain West Team of the Week ... The interception came in overtime and allowed SDSU to kick the game-winning field goal on its ensuing drive ... Logged 43 snaps off the bench after coming into the game with 22 career snaps (one in 2018), allowing just 21 total receiving yards on four targets (according to Pro Football Focus) ... Was named the MW Defensive Player of the Week for the second time in three weeks (SDSU was off in between) for his play at rv/No. 24 Boise State, recording game- and career-high nine tackles, leading the Aztecs for the first time of his career ... Also had an interception, while recording his first career sack, tackle for loss and forced fumble ... The interception came in the first quarter on his first defensive snap of the game (Boise State's second drive), making it two straight defensive snaps for him with an interception (five SDSU defensive snaps total dating back to the EMU game) ... The interception led to a field goal, which put SDSU on the scoreboard ... His forced fumble, sack and TFL also put Boise State out of field goal range late in the second quarter ... Played a career-high 71 snaps after entering the game with just 44 for the season and 65 for his career ... Hall became the first Aztec to win multiple MW Defensive Player-of-the-Week honors in the same season since Jake Fely in 2012 ... Made four stops (three solo) in 44 snaps against Air Force ... For his efforts, he made the Pro Football Focus Mountain West Team of the Week ... Had five tackles with a quarterback hurry in 55 snaps vs. San José State ... Came up with four tackles (three solo) in 50 snaps at Nevada ... Had a solo tackle in 38 snaps off the bench at New Mexico ... Had four stops (two solo) in 61 snaps off the bench against UNLV ... Earned his first career start at Fresno State, coming down with eight tackles (five solo), a tackle for loss and a pass breakup ... Started again vs. Hawai'i, making four tackles (three solo) with a pass breakup ... Had a solo tackle and a pass breakup

in a third straight start against Ohio in the DXL Frisco Bowl.

- **2017 (Redshirt):** Was one of four true freshmen who played in a game (also linebacker Andrew Aleki, right guard/center Dominic Gudino and Warrior Tariq Thompson) ... Had two tackles (both solo) in two games ... Played late against UC Davis in the opener, recording two solo tackles ... Did not play the next four games ... Played the last drive against UNLV without finding the statsheet ... Did not play vs. Boise State, against Fresno State, at Hawai'i, at San José State, vs. Nevada, vs. New Mexico or against Army West Point in the Armed Forces Bowl.
- **High School:** Earned two letters at Rancho Cucamonga High School in Rancho Cucamonga, Calif. ... Led the Cougars to a 12-1 record in 2016, including a 5-0 mark in league play ... According to MaxPreps, had 95 tackles, 11 pass deflections, two forced fumbles, an interception and a fumble recovery over his two years ... Was a first-team all-league selection and a two-time all-Inland Valley pick ... Won the outstanding defensive back-of-the-year award ... Was a consensus three-star recruit by Rivals, ESPN, 247sports and Scout ... Received a grade of 85 by 247sports and a 73 by ESPN ... Labeled as the 17th-best cornerback in California by Scout ... Also on the principal honor roll and a honor roll ... Competed on the track and field team at RCHS.
- **Personal:** Darren Reginald Hall was born May 2, 2000, in Baldwin Park, Calif. ... Chose the Aztecs over Colorado, Utah, Washington State, Oregon State, Brigham Young, Colorado State, New Mexico, Hawai'i, Nevada, UNLV, San José State and Fresno State ... Is majoring in communication with a focus in liberal arts.

Hall's Career Statistics

Season	GP	GS	UA	A	TT	TFL	Sk	Int.	PBU	FF	FR
2017	2	0	2	0	2	0.0	0.0	0	0	0	0
2018	12	3	34	11	45	2.0	1.0	2	3	1	0
2019	9	8	19	10	29	2.5	1.0	1	13	2	0
Career	23	11	55	21	76	4.5	2.0	3	16	3	0

Career Highs: Tackles: 9 vs. Utah State (9/21/19), at rv/No. 24 Boise State (10/6/18); Tackles For Loss: 1.5 at Colorado State (10/5/19); Sacks: 1.0 at rv/No. 24 Boise State (10/6/18); Interceptions: 1 vs. Nevada (11/9/19), at rv/No. 24 Boise State (10/6/18), vs. Eastern Michigan (9/22/18); Pass Breakups: 3 vs. Utah State (9/21/19); Forced Fumbles: 2 at New Mexico State (9/14/19).

2019 Highs: Tackles: 9 vs. Utah State (9/21/19); Tackles For Loss: 1.5 at Colorado State (10/5/19); Sacks: 0.5 at Colorado State (10/5/19); Interceptions: 1 vs. Nevada (11/9/19); Pass Breakups: 3 vs. Utah State (9/21/19); Forced Fumbles: 2 at New Mexico State (9/14/19).

Hall's Career Game-by-Game

Date	Opponent	GP	GS	UA	A	TT	TFL	Sk	Int.	PBU	FF	FR
S.2.17	UC Davis	1	0	2	0	2	0.0	0.0	0	0	0	0
S.9.17	at Arizona State	--- Did Not Play ---										
S.16.17	No. 19/19 Stanford	--- Did Not Play ---										
S.23.17	at Air Force*	--- Did Not Play ---										
S.30.17	Northern Illinois	--- Did Not Play ---										
O.7.17	at UNLV*	1	0	0	0	0	0.0	0.0	0	0	0	0
O.14.17	Boise State*	--- Did Not Play ---										
O.21.17	Fresno State*	--- Did Not Play ---										
O.28.17	at Hawai'i*	--- Did Not Play ---										
N.4.17	at San José State*	--- Did Not Play ---										
N.18.17	Nevada*	--- Did Not Play ---										
N.24.17	New Mexico*	--- Did Not Play ---										
D.23.17	vs. Army West Point+	--- Did Not Play ---										
A.31.18	at No. 13/13 Stanford	--- Did Not Play ---										
S.8.18	Sacramento State	--- Did Not Play ---										
S.15.18	No. 23/25 Arizona State	1	0	0	1	1	0.0	0.0	0	0	0	0
S.22.18	Eastern Michigan	1	0	4	0	4	0.0	0.0	1	0	0	0
O.6.18	at rv/No. 24 Boise State*	1	0	8	1	9	1.0	1.0	1	0	1	0
O.12.18	Air Force*	1	0	3	1	4	0.0	0.0	0	0	0	0
O.20.18	San José State*	1	0	4	1	5	0.0	0.0	0	0	0	0
O.27.18	at Nevada*	1	0	3	1	4	0.0	0.0	0	0	0	0
N.3.18	at New Mexico*	1	0	1	0	1	0.0	0.0	0	0	0	0
N.10.18	UNLV*	1	0	2	2	4	0.0	0.0	0	0	0	0
N.17.18	at Fresno State*	1	1	5	3	8	1.0	0.0	0	1	0	0
N.24.18	Hawai'i*	1	1	3	1	4	0.0	0.0	0	1	0	0
D.19.18	vs. Ohio#	1	1	1	0	1	0.0	0.0	0	1	0	0

Date	Opponent	GP	GS	UA	A	TT	TFL	Sk	Int.	PBU	FF	FR
A.31.19	Weber State	--- Did Not Play - Inj. ---										
S.7.19	at UCLA	1	0	0	0	0	0.0	0.0	0	0	0	0
S.14.19	at New Mexico State	1	1	2	1	3	0.0	0.0	0	1	2	0
S.21.19	Utah State*	1	1	7	2	9	1.0	0.0	0	3	0	0
O.5.19	at Colorado State*	1	1	2	2	4	1.5	0.5	0	2	0	0
O.12.19	Wyoming*	1	1	2	0	2	0.0	0.0	0	2	0	0
O.19.19	at San José State*	1	1	2	2	4	0.0	0.0	0	1	0	0
O.26.19	at UNLV*	1	1	3	1	4	0.0	0.0	0	2	0	0
N.9.19	Nevada*	1	1	1	0	1	0.0	0.0	1	1	0	0
N.15.19	Fresno State*	1	1	0	2	2	0.0	0.0	0	1	0	0

*Bold indicates season high. * - Mountain West game. + - 2017 Lockheed Martin Armed Forces Bowl (Amon Carter Stadium; Fort Worth, Texas). # - 2018 DXL Frisco Bowl (Toyota Stadium; Frisco, Texas).*

#12 NOLEN HARRIS

Cornerback • Senior • 6-0 • 185 • San Diego, Calif. • San Diego Mesa College

- **At San Diego State:** Speedy cornerback who joined the Aztecs in the fall of 2018 ... Enters the weekend as the backup to Luq Barcoo at one of the cornerback spots.
- **2019 (Senior):** Has played in the team's 10 games on special teams, making three tackles (two solo) ... Leads the team with three tackles on the kickoff unit ... Played in his first career Division I game in the opener with Weber State without making the stat sheet ... Played again on special teams at UCLA and New Mexico State, but did not record a stat ... **vs. Utah State (Sept. 21)** ... Logged his first career tackle - a solo one - on an Aztec kickoff vs. Utah State ... Also played statless time at Colorado State and against Wyoming ... **at San Jose State (Oct. 19)** ... Also had a tackle on the kick return unit at San José State ... Did not find the stat sheet in special teams time at UNLV ... **vs. Nevada (Nov. 9)** ... Had a solo tackle on the kick return unit vs. Nevada ... Logged special teams play without recording a start against Fresno State.
- **2018 (Junior):** Did not play during the 2018 season.
- **At San Diego Mesa College (2016-17):** Spent two seasons at San Diego Mesa College, leading the Olympians to a 9-2 record in 2017 and Southern California Bowl championship ... Had 40 tackles (30 solo), five pass breakups and an interception in 2017 ... Recorded 24 tackles (17 solo) and six pass breakups in 2016 ... Was a scholar-athlete.
- **High School:** Was a two-year letter winner at Patrick Henry High School in San Diego ... Earned first-team all-league honors on defense as a senior in 2015 ... Was a scholar-athlete.
- **Personal:** Nolen Olajuwon Harris was born March 21, 1996, in San Diego ... Son of Ericka Caffney ... Majoring in business administration.

Harris' Career Statistics

Season	GP	GS	UA	A	TT	TFL	Sk	Int.	PBU	FF	FR
2019	10	0	2	1	3	0.0	0.0	0	0	0	0
Career	10	0	2	1	3	0.0	0.0	0	0	0	0

Career/2019 Highs: Tackles: 1 vs. Nevada (11/9/19), at San José State (10/19/19), vs. Utah State (9/21/19).

Harris' Career Game-by-Game (Stats only)

Date	Opponent	GP	GS	UA	A	TT	TFL	Sk	Int.	PBU	FF	FR
S.21.19	Utah State*	1	0	1	0	1	0.0	0.0	0	0	0	0
O.19.19	at San Jose State*	1	0	0	1	1	0.0	0.0	0	0	0	0
N.9.19	Nevada*	1	0	1	0	1	0.0	0.0	0	0	0	0

*Bold indicates season high. * - Mountain West game.*

#32 TAYLER HAWKINS

Safety • Junior • 6-1 • 205 • Palm Springs, Calif. • Palm Springs HS

- **At San Diego State:** Athletic safety who saw action in 2017 at cornerback after redshirting in 2016 ... Was third on the depth chart at right cornerback heading into 2017, but worked himself up to the backup to senior Kameron Kelly ... Started five of the team's 13 games last year at one of the Warrior spots ... Enters the weekend as the backup at Boundary Warrior to former high school teammate Trenton Thompson ... Also a regular contributor on special teams.
- **2019 (Junior):** Started three games on the season and has played in all 10 ... Has 23 tackles

(12 solo), including three tackles for loss for nine yards, and a quarterback hurry ... **vs. Weber State (Aug. 31)** ... Started the opener against Weber State at Boundary Warrior as Kyree Woods moved to cornerback with Darren Hall out with an injury ... Finished with one solo tackle ... **at UCLA (Sept. 7)** ... Had arguably the best game of his career at UCLA, making a career-high 10 tackles (seven solo), including a career-high two tackles for loss ... Led the team in tackles for the first time of his career ... **at New Mexico State (Sept. 14)** ... Had one tackle in seven snaps off the bench at New Mexico State ... **vs. Utah State (Sept. 21)** ... Made three snaps (one solo) in 31 snaps in a reserve role vs. Utah State ... **at Colorado State (Oct. 5)** ... Did not record a start in 11 snaps off the bench at Colorado State ... **vs. Wyoming (Oct. 12)** ... Earned the stat against Wyoming with Kyree Woods out for the season, making four tackles (two solo), including a 4-yard tackle for loss in 29 snaps ... **at San José State (Oct. 19)** ... Played statless time on special teams at San José State ... **at UNLV (Oct. 26)** ... Had one tackle in three snaps at UNLV ... **vs. Nevada (Nov. 9)** ... Played 44 snaps against Nevada after Trenton Thompson was ejected for targeting, but did not record a stat ... **vs. Fresno State (Nov. 15)** ... Registered three tackles (two solo) and a quarterback hurry in 29 snaps off the bench against Fresno State.

- **2018 (Sophomore):** Played in the team's 13 games, starting five times ... Had 35 tackles (19 solo) with a tackle for loss and five pass breakups ... Led the Aztecs with six tackles on special teams and five stops on the punt return unit ... Played the opener at No. 13/13 Stanford, making two solo tackles on Aztec punts ... Had a solo stop and a pass breakup on defense against Sacramento State ... Earned his first career start vs. No. 23/25 Arizona State, making a career-high five tackles (three solo) ... Started again vs. Eastern Michigan without recording a stat ... Had four tackles and a pass breakup in 39 snaps off the bench at rv/No. 24 Boise State ... Registered five stops (four solo) with a tackle for loss against Air Force in a career-high 51 snaps ... The tackle for loss was the first of his career ... Registered two tackles (one solo) with a pass breakup in 21 snaps vs. San José State ... Played 32 snaps off the bench at Nevada, making four tackles (two solo) ... Started at New Mexico, making two tackles (one solo) with a pass breakup in 32 snaps ... Had an assisted stop on a start against UNLV, playing 16 snaps ... Came off the bench at Fresno State, recording three tackles across 29 snaps ... Made on solo tackle in eight snaps against Hawai'i ... Started against Ohio in the DXL Frisco Bowl, making five tackles and adding a pass breakup in 39 snaps.

- **2017 (Freshman):** Played in 10 of the team's 13 games, including the final 10, mainly on special teams ... Had five tackles (three solo) ... Did not play the first three games of the season because of a knee injury, missing games vs. UC Davis, at Arizona State and against No. 19/19 Stanford ... Made a solo stop at Air Force on special teams on his first career game ... Added another solo tackle vs. Northern Illinois ... Had an assisted tackle at UNLV ... Did not make a stat in special teams play vs. Boise State, against Fresno State, at Hawai'i and at San José State ... Had career-high two stops vs. Nevada ... Did not record a stat vs. New Mexico or against Army West Point in the Armed Forces Bowl.

- **2016 (Redshirt):** Redshirted his first season at San Diego State.

- **High School:** Was a four-year letter winner at Palm Springs High School in Palm Springs, Calif., with fellow defensive back Trenton Thompson ... Led the Indians to a 24-3 (.889) record, including a 11-1 (.917) mark in league play, over his final two years (2014-15) ... Helped the 2015 squad capture a CIF Championship ... Caught 94 passes for 1,915 yards (20.4 avg.) and 25 touchdowns over the past two years (according to MaxPreps), as well as 196 rushing yards and three more scores on 27 carries (7.3 avg.) ... Over his final three years on defense (2013-15), totaled 133 tackles (96 solo), nine interceptions, 14 pass deflections, a forced fumble and two fumble recoveries ... Also punted 26 times for 962 yards (37.0 avg.) as a senior in 2015 ... Was a three-time first-team all-league selection and a two-time first-team all-CIF pick ... A three-star recruit by Rivals and 247sports as an "athlete" and a three-star recruit by Scout and ESPN as a cornerback ... Ranked as the 11th-best cornerback in California by Scout and the 12th best on the West Coast ... Received a grade of 85 by 247sports and a mark of 70 by ESPN ... Was also on the track and field team at PSHS.

- **Personal:** Tayler Colby Hawkins was born Dec. 27, 1997, in Palm Springs, Calif. ... Son of Kevin Hawkins and LaWanda Roy ... Picked the Aztecs over Arizona State, Colorado, Colorado State, Fresno State, Nevada, San José State, UNLV, Washington, Washington State and Wyoming ... Is majoring in business administration with an emphasis in accounting.

Hawkins' Career Statistics

Season	GP	GS	UA	A	TT	TFL	Sk	Int.	PBU	FF	FR
2017	10	0	3	2	5	0.0	0.0	0	0	0	0
2018	13	5	19	16	35	1.0	0.0	0	5	0	0
2019	10	3	14	9	23	3.0	0.0	0	0	0	0
Career	33	8	36	27	63	4.0	0.0	0	5	0	0

Career Highs: Tackles: 10 at UCLA (9/7/19); Tackles For Loss: 2.0 at UCLA (9/7/19); Pass Breakups: 1, five times.

2019 Highs: Tackles: 10 at UCLA (9/7/19); Tackles For Loss: 2.0 at UCLA (9/7/19).

Hawkins' Career Game-by-Game

Date	Opponent	GP	GS	UA	A	TT	TFL	Sk.	Int.	PBU	FF	FR
S.2.17	UC Davis											
S.9.17	at Arizona State											
S.16.17	No. 19/19 Stanford											
S.23.17	at Air Force*	1	0	1	0	1	0.0	0.0	0	0	0	0
S.30.17	Northern Illinois	1	0	1	0	1	0.0	0.0	0	0	0	0
0.7.17	at UNLV*	1	0	0	1	1	0.0	0.0	0	0	0	0
0.14.17	Boise State*	1	0	0	0	0	0.0	0.0	0	0	0	0
0.21.17	Fresno State*	1	0	0	0	0	0.0	0.0	0	0	0	0
0.28.17	at Hawai'i*	1	0	0	0	0	0.0	0.0	0	0	0	0
N.4.17	at San José State*	1	0	0	0	0	0.0	0.0	0	0	0	0
N.18.17	Nevada*	1	0	1	1	2	0.0	0.0	0	0	0	0
N.24.17	New Mexico*	1	0	0	0	0	0.0	0.0	0	0	0	0
D.23.17	vs. Army West Point+	1	0	0	0	0	0.0	0.0	0	0	0	0
A.31.18	at No. 13/13 Stanford	1	0	2	0	2	0.0	0.0	0	0	0	0
S.8.18	Sacramento State	1	0	1	0	1	0.0	0.0	0	1	0	0
S.15.18	No. 23/25 Arizona State	1	1	3	2	5	0.0	0.0	0	0	0	0
S.22.18	Eastern Michigan	1	1	0	0	0	0.0	0.0	0	0	0	0
0.6.18	at rv/No. 24 Boise State*	1	0	1	3	4	0.0	0.0	0	1	0	0
0.12.18	Air Force*	1	0	4	1	5	1.0	0.0	0	0	0	0
0.20.18	San José State*	1	0	1	1	2	0.0	0.0	0	1	0	0
0.27.18	at Nevada*	1	0	2	2	4	0.0	0.0	0	0	0	0
N.3.18	at New Mexico*	1	1	1	1	2	0.0	0.0	0	1	0	0
N.10.18	UNLV*	1	1	0	1	1	0.0	0.0	0	0	0	0
N.17.18	at Fresno State*	1	0	1	2	3	0.0	0.0	0	0	0	0
N.24.18	Hawai'i**	1	0	1	0	1	0.0	0.0	0	0	0	0
D.19.18	vs. Ohio#	1	1	2	3	5	0.0	0.0	0	1	0	0
A.31.19	Weber State	1	1	1	0	1	0.0	0.0	0	0	0	0
S.7.19	at UCLA	1	1	8	3	11	2.0	0.0	0	0	0	0
S.14.19	at New Mexico State	1	0	1	0	1	0.0	0.0	0	0	0	0
S.21.19	Utah State*	1	0	1	2	3	0.0	0.0	0	0	0	0
0.5.19	at Colorado State*	1	0	0	0	0	0.0	0.0	0	0	0	0
0.12.19	Wyoming*	1	1	2	2	4	1.0	0.0	0	0	0	0
0.19.19	at San José State*	1	0	0	0	0	0.0	0.0	0	0	0	0
0.26.19	at UNLV*	1	0	0	1	1	0.0	0.0	0	0	0	0
N.9.19	Nevada*	1	0	0	0	0	0.0	0.0	0	0	0	0
N.15.19	Fresno State*	1	0	2	1	3	0.0	0.0	0	0	0	0

*Bold indicates season high. * - Mountain West game. + - 2017 Lockheed Martin Armed Forces Bowl (Amon Carter Stadium; Fort Worth, Texas). # - 2018 DXL Frisco Bowl (Toyota Stadium; Frisco, Texas).*

#59 BRANDON HEICKLEN

(HIKE-len)

Punter • Senior • 6-0 • 190 • Tarzana, Calif. • Boise State

- **At San Diego State:** Joined the Aztecs in the fall of 2017, immediately assuming punting duties ... An accurate punter who continues to work on his leg power ... Is able to punt in both the traditional style and Aussie style ... Also is the team's holder on PAT and field goal attempts ... Ranks fourth all-time at San Diego State in total punts (182), fifth in punt yards (7,615) and eighth in punt average (41.8).

- **2019 (Senior):** Was named to the Ray Guy Award Watch List, given out to the most outstanding punter ... Has been named a preseason fourth-team all-Mountain West selection by Athlon Sports ... Also rated as the 24th-best draft eligible punter by Phil Steele Magazine ... Is off to a solid start with 55 punts for 2,513 yards (45.7 avg.) and a net average of 40.4 ... 22 of his 55 punts (40.0 pct.) have landed inside the 20-yard line, including 10 inside the 10 and six inside the 5 ... Has a long of 61 yards ... 22 of his 55 punts (40.0 pct.) have gone for at least 50 yards and 13 have been fair caught ... Ranks second in SDSU single-season history in punt average (45.69) ... Leads the Mountain West in punt yards (2,513, 11th in FBS), punt yards per game (251.30, 11th in FBS), punts per game (5.50, 17th in FBS) and punts (55, T-18th in FBS), and ranks second on punts inside the 20-yard line (22, T-10th in FBS) ... Also ranks third

in punt average (45.69, 13th in FBS), fourth in net punt average (40.42, 30th in FBS), and ninth with a punt long of 61 yards ... If you take away the nine times he has had to punt inside opponents territory (for 299 yards), he is averaging 48.13 yards per punt (46 punts for 2,214 yards) ... vs. Weber State (Aug. 31) ... Had a career game against Weber State in the opener, punting nine times for 441 yards, averaging 49.0 yards per boot ... Five of his nine punts went for at least 50 yards with a long of 58, while three were inside the 20-yard line ... Ended up setting career highs in punting yards (441), then punt average (49.0, previous high was 44.9) and 50-yard punts (5), while he tied a career long with a 58-yard punt ... at UCLA (Sept. 7) ... Punted five times for 191 yards (38.2 avg.) at UCLA with a long of 46 yards and three landing inside the 20-yard line ... at New Mexico State (Sept. 14) ... Had five punts for 203 yards (40.6 avg.) with a long of 51 yards at New Mexico State ... Two of his five punts landed inside the 20-yard line ... vs. Utah State (Sept. 21) ... Punted four times for 157 yards (39.3 avg.) with a long of 50 against Utah State, landing one inside the 20-yard line ... at Colorado State (Oct. 5) ... Was called upon to punt eight times for 356 yards (44.5 avg.) at Colorado State with a long of 54 yards and three inside the 20-yard line ... Finished with a net average of 43.9 ... vs. Wyoming (Oct. 12) ... Punted four times for 197 yards (49.3 avg.) with a long of 57 yards vs. Wyoming ... His punt average (49.3) was a then career high ... Three of his four punts went for 50 yards, finishing with a net average of 42.3 ... One of his four punts was fumbled after a minimal gain, giving the Aztecs the ball on the Wyoming 25 ... at San Jose State (Oct. 19) ... Was named the Mountain West Special Teams Player of the Week on Oct. 20 for his play at San José State when he punted five times for 228 yards (45.8 avg.) with a net average of 44.2 and a then career-long of 59 ... Four of his five punts were inside the 20-yard line (career high), including three inside the 3-yard line (2, 1 and 1) ... Became the first punter to have three inside the 3-yard line since Brigham Young's Riley Stephenson had three against San Diego State in the 2012 Poinsettia Bowl (Dec. 20) ... Helped flip the field, giving the Aztecs a 24-yard average field position advantage (43-19). SDSU's largest AFP position in recorded history (since at least 1998) ... Off his punts, San José State averaged starting their drives on the 11.8-yard line ... If you take away the two times he punted inside SJSU's territory (when he landed the ball on the 1 and 2), he punted three times for 160 yards (53.3 avg.) ... at UNLV (Oct. 26) ... Also had a good game the following week at UNLV, punting six times for 242 yards (43.7 avg.) with a net average of 42.0 ... Four of his six punts landed inside the 20-yard line, including three on the 10 and one on the 7, while his long was 53 yards ... Off his six punts, UNLV averaged starting at the 14.5-yard line ... vs. Nevada (Nov. 9) ... Punted six times for 307 yards (51.2 avg.) with a long of 59 yards ... His 51.2 average was a then career high, while his 59-yarder tied a then career long ... Three of his six punts went for 50-plus yards, while one was fair caught ... Two of his punts, however, went for touchbacks ... vs. Fresno State (Nov. 15) ... Punted three times for 170 yards (56.7 avg.) against Fresno State with one inside the 20 (actually the 3) and a career-long punt of 61 yards ... Set a career high with a 56.7 avg. (previous best was 51.2 vs. Nevada on previous Saturday) ... The 56.3 average is tied for the best mark in the Mountain West this year (min. 3 punts) and the fourth-best mark in FBS play (min. 3 punts) ... The 56.3 average is also tied for the seventh-best mark in league history (min. 3 punts) and the best mark by an Aztec punter since at least 1996 (min. 3 punts).

- **2018 (Junior):** Was named an honorable mention all-Mountain West selection, voted on by the league's coaches and media ... Was the team's punter and holder in the 13 games ... Punted 68 times for 2,844 yards, averaging 41.8 yards per boot with a net average of 39.5 ... Had a long of 58 yards ... 26 of his 68 (38.2 pct.) punts landed inside the 20-yard line, including 11 inside the 10 and seven inside the 5 ... 23 of his 68 (33.8 pct.) punts were fair caught ... Ranked fourth in the Mountain West in net punt average (39.5, 29th in FBS) and seventh in punt average (41.8, 53rd in FBS) ... Went his first 52 punts without a touchback, recording one on his second punt at Fresno State ... Had just one touchback in 68 punts on the season (1.5 pct.) ... If you take away the 12 times he punted inside his opponent's territory, he punted 56 times for a 43.4 average ... Had a solid opener at No. 13/13 Stanford, punting six times for 257 yards (career-best 42.8 avg.) with a net average of 38.2 ... Had a then career-long punt of 52, which ended up landing on the 1-yard line, and a 50-yarder ... Had another solid outing against Sacramento State in the home opener, punting three times for 92 yards (30.3 avg.) with two inside the 20-yard line, including one on the 13 and one on the 4 ... Two of his three punts were from Sac State's 40 (ended on the 13) and the 35 (ended on the 4) ... Also made a great catch and hold on a quick snap for John Baron's career-long 52-yard field goal in the second quarter ... Had another good game against No. 23/25 Arizona State, punting five times for 216 yards (43.6 avg.) with a long of 52 yards and three inside the 20-yard line, including two inside the 10 ... Punted twice for 77 yards (38.5 avg.) vs. Eastern Michigan with a long of 49 yards ... One of his punts landed inside the 20-yard line ... Had a solid game at rv/No. 24 Boise State, punting eight times for 359 yards (44.9 avg.) with two inside the 20-

yard line and a long of 58 yards ... Set then career highs in punt average (44.9), net punt average (42.9) and long (58) ... Had another good game vs. Air Force, punting seven times for 276 yards (39.4 avg.) with three inside the 20-yard line and long of 54 yards ... Punted four times for 167 yards (41.8 avg.) with a long of 50 yards vs. San José State, while posting a then career-high 43.3 net punt average ... Two of his four punts landed inside the 20-yard line, including one on the 9-yard line ... Had another good game at Nevada, punting six times for 269 yards (44.8 avg.) with a long of 55 yards, while landing three inside the 20-yard line, including two inside the 5 ... Punted six times for 256 yards (42.7 avg.) at New Mexico, posting a 40.7 net punt average ... Landed two inside the 20-yard line, including one on the 6 and one on the 4 ... Had a long boot of 48 yards ... Had another solid outing against UNLV, booting four times for 173 yards (43.0 avg.) with three inside the 20-yard line and a long of 54 yards. ... Logged a net average of 42.2 ... Punted six times for 261 yards (43.5 avg.) with a long of 55 and a net average of 41.5 ... One landed on the 6-yard line ... His second punt went for a touchback, breaking a streak of 81 punts (52 this year) without a touchback ... Punted six times for 248 yards (41.3 avg.) with a long of 50 against Hawai'i ... Posted a 41.7 net punt average ... Three of his six punts went inside the 20-yard line and four were fair caught ... Punted five times for 192 yards (38.4 avg.) with a long of 50 yards against Ohio in the DXL Frisco Bowl.

- **2017 (Sophomore):** Punted 59 times on the season for 2,258 yards (38.3 avg.) ... Eighteen of his 59 punts landed inside the 20-yard line, including eight inside the 10, and 27 were fair caught ... Had a long of 51 yards ... Posted a net average of 34.5 ... Punted for the first time at the Division I level in the opener against UC Davis, punting three times for 111 yards (37.0 avg.) ... Two of his three punts landed inside the 20-yard line, including one on the 5 ... Two of his three punts were fair caught with the other going for a 0-yard return ... Had three touchbacks ... Punted four times for 153 yards (38.2 avg.) with a long of 43 at Arizona State ... Finished with a net average of 37.5 as only one of his four attempts were returned for just three yards ... Two of his punts ended up inside the 20, including one at the 6 ... Punted five times for 192 yards (38.4 avg.) against No. 19/19 Stanford with a long boot of 49 yards ... Punted five times in stormy conditions at Air Force for 193 yards (38.6 avg.) with a career long of 51 yards ... Ended up with a touchback and one of his attempts was blocked (goes down as a "team" punt, which was returned to the Falcon 4-yard line, leading to a touchdown) ... Punted a career-high 10 times for 399 yards (39.9 avg.) vs. Northern Illinois ... The 39.9 average was a then career best, as was his three punts inside the 20-yard line and seven fair catches ... Posted a long of 49 yards ... Also was the team's holder for most of the game after Mikah Holder (also a wide receiver) was ejected for the game for a targeting call ... Punted three times for 115 yards (38.3 avg.) with two touchbacks and a long of 41 yards at UNLV ... Booted seven times for 248 yards (35.4 avg.) against Boise State with a long of 42 yards ... Two of his seven punts landed inside the 10-yard line ... Was called upon to punt six times for 255 yards (42.5 avg.) against Fresno State, landing two inside the 20, including one on the 11 and another on the 9 ... The 42.5 punt average was a career high, as was his 40.2 net average ... Posted a long of 50 yards (his second 50-yard punt of the season) ... Punted five times at Hawai'i for 171 yards (34.2 avg.) with three inside the 20 and a long of 42 yards ... Ended up with a net average of 34.8 as the one return was a loss of three yards ... Did not punt at San José State, marking the first time an Aztec has not punted in a game since 2010 and just the third time since 1996 ... Punted four times for 146 yards (36.5 avg.) with a long of 40 yards against Nevada ... Three of his four punts landed inside the 20-yard line and none of the four punts were returned ... Punted five times for 208 yards (41.6 avg.) with a long of 50 yards vs. New Mexico ... Net average of 41.6 was a career high ... One his punts landed inside the 20 (on the 6) and four of the five were fair caught ... Made his first bowl appearance against Army West Point in the Armed Forces Bowl, punting twice for 37 yards (33.5 avg.) with a long of 34 yards.
- **At Boise State (Spring 2017):** Practiced with the Broncos during the spring campaign, but transferred to SDSU in time for fall camp.
- **At Santa Monica College (2015-16):** Redshirted the 2016 season at Santa Monica College ... In 2015 averaged 43.8 yards over 37 punts with a long of 62 yards ... Had 16 of his punts land inside the 20-yard line with only three touchbacks.
- **High School:** Lettered at El Camino Real High School ... Was a two-time all-West Valley League first-team selection (2013-14) ... Also was an all-city first-team pick in 2014 ... Averaged 47.3 yards with a long of 67 as a senior in 2014 ... As a junior, punted 29 times, averaging 42.9 yards per punt ... Averaged 41.2 yards per punt as a sophomore.
- **Personal:** Brandon Matthew Hecklen was born July 8, 1997, in Santa Monica, Calif. ... Son of Michael and Claire Hecklen ... Is working on his master's degree in interdisciplinary studies.

Heicklen's Career Statistics

Season	GP	GS	No.	Yds.	Avg.	Net	TB	FC	I20	50+	Lg.
2017	13	13	59	2,258	38.3	34.5	3	27	18	3	51
2018	13	13	68	2,844	41.8	40.1	1	23	26	16	58
2019	10	10	55	2,513	45.7	40.3	6	13	22	22	61
Career	36	36	182	7,615	41.8	38.2	10	63	66	41	61

Career Highs: Punts: 10 vs. Northern Illinois (9/30/17); Yards: 441 vs. Weber State (8/31/19); Avg. (min. 2 attempts): 56.7 (3-for-170) vs. Fresno State (11/15/19); Net Avg. (min. 2 attempts): 45.3 vs. Weber State (8/31/19); Punt Long: 61 vs. Fresno State (11/15/19); Fair Caught: 7 vs. Northern Illinois (9/30/17); Inside 20: 4 at UNLV (10/26/19), at San Jose State (10/19/19).

2019 Highs: Punts: 9 vs. Weber State (8/31/19); Yards: 441 vs. Weber State (8/31/19); Avg. (min. 2 attempts): 56.7 (3-for-170) vs. Fresno State (11/15/19); Net Avg. (min. 2 attempts): 45.3 vs. Weber State (8/31/19); Punt Long: 61 vs. Fresno State (11/15/19); Fair Caught: 4 vs. Weber State (8/31/19); Inside 20: 4 at UNLV (10/26/19), at San Jose State (10/19/19).

Heicklen's Career Game-by-Game

Date	Opponent	GP	GS	No.	Yds.	Avg.	Net	TB	FC	I20	Lg
S.2.17	UC Davis	1	*	3	111	37.0	37.0	0	2	2	38
S.9.17	at Arizona State	1	*	4	153	38.2	37.5	0	1	2	43
S.16.17	No. 19/19 Stanford	1	*	5	192	38.4	33.4	0	0	0	49
S.23.17	at Air Force*	1	*	5	193	38.6	33.6	1	0	0	51
S.30.17	Northern Illinois	1	*	10	399	39.9	36.7	0	7	3	49
O.7.17	at UNLV*	1	*	3	115	38.3	25.7	2	0	0	41
O.14.17	Boise State*	1	*	7	248	35.4	27.3	0	2	2	42
O.21.17	Fresno State*	1	*	6	255	42.5	40.2	0	4	2	50
O.28.17	at Hawai'i*	1	*	5	171	34.2	34.8	0	3	3	42
N.4.17	at San José State*	1	*	0	0	0.0	0.0	0	0	0	0
N.18.17	Nevada*	1	*	4	146	36.5	36.5	0	3	3	40
N.24.17	New Mexico*	1	*	5	208	41.6	41.6	0	4	1	50
D.23.17	vs. Army West Point+	1	*	2	67	33.5	33.5	0	1	0	34
A.31.18	at No. 13/13 Stanford	1	*	6	257	42.8	38.2	0	1	1	52
S.8.18	Sacramento State	1	*	3	92	30.7	30.7	0	0	2	34
S.15.18	No. 23/25 Arizona State	1	*	5	218	43.6	39.6	0	2	3	52
S.22.18	Eastern Michigan	1	*	2	77	38.5	38.5	0	1	1	49
O.6.18	at rv/No. 24 Boise State*	1	*	8	358	44.9	42.9	0	0	2	58
O.12.18	Air Force*	1	*	7	276	39.4	38.9	0	4	3	54
O.20.18	San José State*	1	*	4	167	41.8	43.3	0	1	2	50
O.27.18	at Nevada*	1	*	6	269	44.8	39.5	0	2	3	55
N.3.18	at New Mexico*	1	*	6	256	42.7	40.7	0	2	2	48
N.10.18	UNLV*	1	*	4	172	43.0	42.3	0	2	3	54
N.17.18	at Fresno State*	1	*	6	261	43.5	41.5	1	1	1	55
N.24.18	Hawai'i*	1	*	6	248	41.3	41.7	0	4	3	50
D.19.18	vs. Ohio#	1	*	5	192	38.4	32.2	0	3	0	50
A.31.19	Weber State	1	*	9	441	49.0	45.3	1	4	3	58
S.7.19	at UCLA	1	*	5	191	38.2	29.6	0	0	3	46
S.14.19	at New Mexico State	1	*	5	203	40.6	33.4	1	1	2	51
S.21.19	Utah State*	1	*	4	157	39.3	39.3	0	1	1	50
O.5.19	at Colorado State*	1	*	8	356	44.5	43.9	0	3	3	54
O.12.19	Wyoming*	1	*	4	197	49.3	43.8	0	0	1	57
O.19.19	at San José State*	1	*	5	229	45.8	44.2	0	0	4	59
O.26.19	at UNLV*	1	*	6	262	43.7	42.0	0	3	4	53
N.9.19	Nevada*	1	*	6	307	51.2	36.7	2	1	0	59
N.15.19	Fresno State*	1	*	3	170	56.7	43.3	2	0	1	61

*Bold indicates season high. + - 2017 Lockheed Martin Armed Forces Bowl (Amon Carter Stadium; Fort Worth, Texas). # - 2018 DXL Frisco Bowl (Toyota Stadium; Frisco, Texas). GS - * in this category indicates the player was on the field the first time San Diego State was in the punt formation. * - Mountain West game.*

#47 KAELIN HIMPHILL (him-FILL)
Linebacker • Junior • 6-2 • 225 • Hillsboro, Ore. • Liberty HS

• **At San Diego State:** Hard-hitting linebacker who will look to compete for playing time after playing on special teams last year ... Regularly plays on the kickoff, punt and punt return units

on special teams ... Enters the Hawai'i game as the co-backup "Sam" linebacker to Caden McDonald.

- **2019 (Junior):** Has played in nine games on special teams, making four tackles (three solo) ... Is tied for the team lead with three punt return tackles (Trenton Thompson) ... Logged special teams action against Weber State in the opener ... Had a solo stop on a San Diego State punt at UCLA ... Made another tackle on an Aztec punt at New Mexico State ... Did not log a stat vs. Utah State or at Colorado State on special teams ... Made a solo tackle on a punt vs. Wyoming ... Did not record a stat in special teams playing time at San José State ... Had an assisted tackle on the punt return unit at UNLV ... Did not record a stat in special teams snaps vs. Nevada and Fresno State.
- **2018 (Sophomore):** Played in 12 of the team's 13 games on special teams, blocking a punt and making a solo tackle ... Did not play the opener at No. 13/13 Stanford ... Saw statless time on special teams against Sacramento State, against No. 23/25 Arizona State, Eastern Michigan and at rv/No. 24 Boise State ... Came up with arguably the biggest play of the game against Air Force when he blocked a punt with 16 seconds left in the first half ... For his efforts, was named the Mountain West Special Teams Player of the Week ... Down, 9-7, teammate Trenton Thompson was able to pick up the ball and get into the end zone to put San Diego State on top, 14-9, heading into intermission ... It was the Aztecs' first blocked punt since Kameron Kelly blocked one against UNLV on Sept. 27, 2014, and their first blocked punt return for a touchdown since Freddy Keiaho did so against New Mexico on Oct. 22, 2005 ... Played statless time on special teams against San José State, at Nevada and at New Mexico ... Had a solo stop on special teams against UNLV ... Did not record a stat in special teams play at Fresno State, against Hawai'i or vs. Ohio in the DXL Frisco Bowl.
- **2017 (Freshman):** Played in one game on the season, making an assisted tackle on special teams ... Did not play the first nine games of the season ... Made his collegiate debut on the kickoff unit at San José State, making an assisted tackle ... Did not play the final three games of the season.
- **2016 (Redshirt):** Redshirted his true freshman season.
- **High School:** Picked up three letters and played four years at Liberty High School in Hillsboro, Ore. ... Led the Falcons to a 19-3 (.864) record over his final two years, including a 15-1 (.938) mark in league play ... Helped LHS to a 10-1 record and perfect 8-0 conference record as a senior and a 9-2 mark (7-1 league) as a junior ... Was named the Northwest Oregon Conference defensive player of the year as a senior after recording 59 tackles (3.0 TFL), an interception, three fumble recoveries and three defensive scores (according to the Hillsboro Tribune) ... Was a two-time first-team all-state and two-time all-league pick ... Also a Polynesian All-American ... A three-star recruit by Rivals, Scout and 247sports ... Ranked as the top inside linebacker in the state of Oregon and the 13th best in the nation ... Also wrestled and was on the track and field team at Liberty HS.
- **Personal:** Kaelin Malosi Charles Himphill was born Jan. 9, 1998, in Hillsboro, Ore. ... Son of Eric Himphill and Michelle Burton ... Chose the Aztecs over numerous offers, including Arizona, Oregon State, Utah, Utah State, West Virginia, Army, Boise State, Eastern Washington, Fresno State, Hawai'i, Montana, Portland State and UC Davis ... Is majoring in interdisciplinary studies.

Himphill's Career Statistics

Season	GP	GS	UA	A	TT	TFL	Sk	Int.	PBU	FF	FR
2017	1	0	0	1	1	0.0	0.0	0	0	0	0
2018	12	0	1	0	1	0.0	0.0	0	0	0	0
2019	10	0	3	1	4	0.0	0.0	0	0	0	0
Career	23	0	4	2	6	0.0	0.0	0	0	0	0

Career Highs: Tackles: 1, six times; Blocked Punts: 1 vs. Air Force (10/12/18).

2019 Highs: Tackles: 1, four times

Himphill's Career Game-by-Game (Stats only)

Date	Opponent	GP	GS	UA	A	TT	TFL	Sk.	Int.	PBU	FF	FR
N.4.17	at San José State*	1	0	0	1	1	0.0	0.0	0	0	0	0
N.10.18	UNLV*	1	0	1	0	1	0.0	0.0	0	0	0	0
S.7.19	at UCLA	1	0	1	0	1	0.0	0.0	0	0	0	0
S.14.19	at New Mexico State	1	0	1	0	1	0.0	0.0	0	0	0	0
O.12.19	Wyoming*	1	0	1	0	1	0.0	0.0	0	0	0	0
O.19.19	at UNLV*	1	0	0	1	1	0.0	0.0	0	0	0	0

*Bold indicates season high. * - Mountain West game.*

#69 SAM HINES

DL • RS-Fr. • 6-2 • 260 • New Orleans, La. • Saint Mary's College HS (Calif.)

- **At San Diego State:** A walk-on ... Physical defender, who joined the Aztecs late in the 2018 fall camp ... Enters the Fresno State game third on the depth chart at defensive tackle, but could still get playing time.
- **2019 (Freshman):** Has played in six games on the season ... Has two tackles (both solo), including a 4-yard sack (and tackle for loss) ... **vs. Weber State (Aug. 31)** ... Made the most of his six snaps against Weber State in the first game of his career, making two solo tackles, including a 4-yard sack (and tackle for loss) ... The tackles, sack and TFL were all the first of his career ... **at UCLA (Sept. 7)** ... Played 16 statless snaps at UCLA off the bench ... **at New Mexico State (Sept. 14)** ... Logged five snaps without recording a stat at New Mexico State ... **vs. Utah State (Sept. 21)** ... Played three statless snaps against Utah State ... **at Colorado State (Oct. 5)** ... Played nine snaps without finding the stat sheet at Colorado State ... **vs. Wyoming (Oct. 12)** ... Did not play vs. Wyoming ... **at San José State (Oct. 19)** ... Logged seven statless snaps at San José State ... **at UNLV (Oct. 26)** ... Did not play at UNLV ... **vs. Nevada (Nov. 9)** ... Also did not play vs. Nevada ... **vs. Fresno State (Nov. 15)** ... Did not see any action against Fresno State.
- **2018 (Redshirt):** Redshirted the 2018 campaign.
- **High School:** Was a three-year letter winner at Saint Mary's College High School in Berkeley, Calif. ... Was a two-time all-league defensive end and a member of the all-metro team ... Also was on the track and field team.
- **Personal:** Samuel Mack Hines III was born Aug. 25, 2000, in New Orleans ... Son of Eileen Hines ... Is majoring in kinesiology with an emphasis in pre-physical therapy.

Hines' Career Statistics

Season	GP	GS	UA	A	TT	TFL	Sk	Int.	PBU	FF	FR
2019	6	0	2	0	2	1.0	1.0	0	0	0	0
Career	6	0	2	0	2	1.0	1.0	0	0	0	0

Career/2019 Highs: Tackles: 2 vs. Weber State (8/31/19); Tackles For Loss: 1.0 vs. Weber State (8/31/19); Sacks: 1.0 vs. Weber State (8/31/19).

Hines' Career Game-by-Game (Stats Only)

Date	Opponent	GP	GS	UA	A	TT	TFL	Sk.	Int.	PBU	FF	FR
A.31.19	Weber State	1	0	2	0	2	1.0	1.0	0	0	0	0

*Bold indicates season high. * - Mountain West game.*

#82 PARKER HOUSTON

Tight End • Senior • 6-3 • 250 • Sparks, Nev. • Edward C. Reed HS

- **At San Diego State:** Physical tight end with a good football IQ ... Excellent blocker who plays bigger than his 6-3 frame ... Was on the two-deep most of his true freshman year in 2016 behind second-team all-conference pick David Wells, but did start four times and seven times in 2017 ... Then started all 13 games as a junior in 2018 ... Is slated to start at the H-Back heading into this senior season in 2019 ... Also has handled short snapping duties on PATs and field goals ... Has the most career starts (31) out of any Aztec running back, wide receiver or tight end.
- **2019 (Senior):** Was one of 185 semifinalists (71 in FBS) for the 2019 William V. Campbell Trophy, which recognizes an individual as the absolute best football scholar-athlete in the nation for his combined academic success, football performance and exemplary leadership ... Has been named to the Mackey Award Watch List (outstanding collegiate tight end) and the Wuerffel Trophy Watch List (community service, athletic and academic achievement) ... Has been named a preseason second-team all-Mountain West selection by Phil Steele Magazine ... Was selected as a captain by this teammates ... Has started seven games and played in all 10 ... Has 11 catches for 88 yards (8.0 avg.) with a long of 19 yards ... Also has a tackle and a forced fumble on special teams ... **vs. Weber State (Aug. 31)** ... Started his 15th straight game in the opener vs. Weber State, playing all 71 snaps and making two catches for seven yards (3.5 avg.) with a long reception of five yards ... **at UCLA (Sept. 7)** ... Started again at UCLA, making a 19-yard catch, playing 71 of the team's 84 offensive snaps ... **at New Mexico State (Sept. 14)** ... Made a 3-yard grab in a start at New Mexico State, playing 69 of the team's 74 snaps ... **vs. Utah State (Sept. 21)** ... Logged 55 snaps in a start vs. Utah State, but did not record a stat ... **at Colorado State (Oct. 5)** ... Had a 7-yard grab in another start at Colorado State across 63 snaps ... **vs. Wyoming (Oct. 12)** ... Made a 5-yard catch on a second-and-3 situation against Wyoming, logging 51 snaps in a start ... Also forced his

- first career fumble on a Brandon Hecklen punt, which was recovered by Rashad Scott ... **at San José State (Oct. 19)** ... Did not start at San José State, breaking a streak of 20 straight games with a start ... Played 46 snaps without recording a stat ... **at UNLV (Oct. 26)** ... Had a 9-yard catch in 29 snaps off the bench at UNLV ... **vs. Nevada (Nov. 9)** ... Had a career-high 38 receiving yards on a career-high-tying three catches against Nevada in 53 snaps off the bench ... **vs. Fresno State (Nov. 15)** ... Officially had one catch for zero yards in 69 snaps in a start vs. Fresno State ... Appeared to have a touchdown catch in the second quarter, which would have put the Aztecs up, 14-7, but the score was waved off via insta replay.
- **2018 (Junior):** Started the team's 13 games at tight end ... Had 16 catches for 178 yards (11.1 avg.), two touchdowns and a 2-point conversion catch ... Had a catch in 10 of the team's 13 games on the season ... Started the opener at No. 13/13 Stanford and made an 8-yard catch ... Also started against Sacramento State, making a 15-yard catch and recording a catch on a 2-point conversion, which put SDSU up, 21-14, late in the fourth quarter ... Made a catch against No. 23/25 Arizona State in another start, which went for 11 yards ... Caught two passes for a career-high 34 yards and a career-long 25-yard touchdown catch in a start vs. Eastern Michigan ... Recorded his first touchdown catch of the season, which put SDSU up, 10-3, and first since Nov. 19, 2016 at Wyoming ... The two receptions matched a career high ... Had a 4-yard catch in a start at rv/No. 24 Boise State ... Started again vs. Air Force, making two catches for a career-high 37 yards, including a 29-yard touchdown ... The 29-yard TD came with 6 minutes, 10 seconds left in the game and proved to be the game-winning score, putting SDSU on top, 21-17 ... The touchdown was his second in three games and third of his career ... The 29-yard catch was a career long ... Started against San José State, but did not record a catch, snapping a career-long six-game streak ... Made the start at Nevada in front of his hometown crowd, making a 12-yard catch ... Had two catches for 17 yards (8.5 avg.) in a start at New Mexico ... Was unable to find the stat sheet in playing time vs. UNLV, logging 56 snaps ... Also didn't make a catch in a start at Fresno State ... Had a career-high three catches for 25 yards (8.3 avg.) in a start vs. Hawai'i ... Made two catches for 15 yards (7.5 avg.) with a long of 11 yards in a start against Ohio in the DXL Frisco Bowl.
- **2017 (Sophomore):** Had six catches for 56 yards (9.3 avg.) with a long of 23 yards in seven starts and 13 games played on the season ... Earned the start at tight end in the opener vs. UC Davis with David Wells unable to go with an injury ... Had a career-long 23-yard catch ... Also started at Arizona State without finding the stat sheet ... Played off the bench vs. No. 19/19 Stanford without finding the stat sheet ... Started again at Air Force and vs. Northern Illinois, but did not record a stat ... Played statless time at UNLV off the bench ... Made an 11-yard reception off the bench against Boise State ... Followed that up with a 7-yard catch against Fresno State in a reserve role ... Had a catch for a third straight game at Hawai'i off the bench, but it went for a 2-yard loss ... Earned his fifth start of the season at San José State, but did not register a stat ... Tied a career high with two catches for 17 yards (8.5 avg.) with a long of 11 yards in a start vs. Nevada ... Played statless time off the bench vs. New Mexico ... Earned the start against Army West Point in the Armed Forces Bowl, but didn't find the stat sheet.
- **2016 (True Freshman):** Was one of two players to be named the team's outstanding freshman ... Played in each of his final 10 games with four starts, making five catches for 32 yards (6.4 avg.) and a touchdown with a long of 14 yards, while handling short snapping duties on PATs and field goals ... Did not play in the opener vs. New Hampshire or the following week against California ... Did not see any action at Northern Illinois or at South Alabama, but was on the travel squad ... Logged his first career collegiate snaps against UNLV, mainly on special teams, but a little in offensive situations ... Was the team's short snapper on PATs and field goals as well ... Earned his first career start at tight end at Fresno State, making his first career catch - a 14-yarder ... Played again off the bench against San José State without finding the stat sheet ... Had a 5-yard grab in his second career start at Utah State ... Made another start vs. Hawai'i, but did not record a stat ... Came off the bench in front of his hometown crowd at Nevada, but did not find the stat sheet ... Had a career-high two catches for eight yards (4.0 avg.) at Wyoming, including a 3-yard touchdown ... The touchdown was the first of his career and came with no time left in the first half, giving SDSU a 17-10 lead ... Played off the bench vs. Colorado State, but did not find the stat sheet ... Earned his fourth start of the season in the MW Championship game at Wyoming, but did not record a stat ... Had a 5-yard grab in a reserve role vs. Houston in the Las Vegas Bowl.
- **High School:** A two-year letter winner at Edward C. Reed High School in Sparks, Nev. ... Led the Raiders to a 24-5 (.828) record over his two seasons, including a 9-1 (.900) mark in league play ... Helped the Raiders capture a regional championship in 2015 (13-1, 5-0 league) and finish with their first regular season undefeated team since 1983 ... Caught 42 passes for 377 yards and six touchdowns as a senior and 40 catches for 525 yards and 10 touchdowns as a junior ... Added 20 tackles on defense as a senior ... Was a two-time first-team all-league and all-region selection ... Also was a two-time all-state pick, including one first-team nod ...

A three-star recruit by Rivals and Scout, and a two-star pick by 247sports ... Rivals and Scout ranks him as the No. 2 tight end in the state of Nevada ... Received a grade of 79 by Scout ... Also played basketball and baseball at Reed HS.

- **Personal:** Parker Houston was born Dec. 6, 1997, in Reno, Nev. ... Also received offers from Idaho, Louisville and Toledo in the recruiting process ... Is working on his master's degree in criminal justice.

Houston's Career Statistics

Receiving

Season	GP	GS	Rec.	Yds.	Avg.	Long	TD
2016	10	4	5	32	6.4	14	1
2017	13	7	6	56	9.3	23	0
2018	13	13	16	178	11.1	29	2
2019	10	7	11	88	8.0	19	0
Career	46	31	38	354	9.3	29	3

Career Highs: Receptions: 3 vs. Nevada (11/9/19), vs. Hawai'i (11/25/18); Receiving Yards: 38 vs. Nevada (11/9/19); Receiving Touchdowns: 1 vs. Air Force (10/12/18), vs. Eastern Michigan (9/22/18), at Wyoming (11/19/16); Long Reception: 29 vs. Air Force (10/12/18); Tackles: 1 vs. Wyoming (10/12/19); Forced Fumbles: 1 vs. Wyoming (10/12/19).

2019 Highs: Receptions: 3 vs. Nevada (11/9/19); Receiving Yards: 38 vs. Nevada (11/9/19); Long Reception: 19 at UCLA (9/7/19); Tackles: 1 vs. Wyoming (10/12/19); Forced Fumbles: 1 vs. Wyoming (10/12/19).

Houston's Career Game-by-Game

Receiving

Date	Opponent	GP	GS	No.	Yds.	Avg.	Lg.	TD	TD Lengths
S.3.16	New Hampshire			--- Did Not Play ---					
S.10.16	California			--- Did Not Play ---					
S.17.16	at Northern Illinois			--- Did Not Play ---					
O.1.16	at South Alabama			--- Did Not Play ---					
O.8.16	UNLV*	1	0	0	0	0.0	0	0	
O.14.16	at Fresno State*	1	1	1	14	14.0	14	0	
O.21.16	San José State*	1	0	0	0	0.0	0	0	
O.28.16	at Utah State*	1	1	1	5	5.0	5	0	
N.5.16	Hawai'i*	1	1	0	0	0.0	0	0	
N.12.16	at Nevada*	1	0	0	0	0.0	0	0	
N.19.16	at Wyoming*	1	0	2	8	4.0	5	1	3
N.26.16	Colorado State*	1	0	0	0	0.0	0	0	
D.3.16	at Wyoming@	1	1	0	0	0.0	0	0	
D.17.16	vs. Houston^	1	0	1	5	5.0	5	0	
S.2.17	UC Davis	1	1	1	23	23.0	23	0	
S.9.17	at Arizona State	1	1	0	0	0.0	0	0	
S.16.17	No. 19/19 Stanford	1	0	0	0	0.0	0	0	
S.23.17	at Air Force*	1	1	0	0	0.0	0	0	
S.30.17	Northern Illinois	1	1	0	0	0.0	0	0	
O.7.17	at UNLV*	1	0	0	0	0.0	0	0	
O.14.17	Boise State*	1	0	1	11	11.0	11	0	
O.21.17	Fresno State*	1	0	1	7	7.0	7	0	
O.28.17	at Hawai'i*	1	0	1	-2	-2.0	-2	0	
N.4.17	at San José State*	1	1	0	0	0.0	0	0	
N.18.17	Nevada*	1	1	2	17	8.5	11	0	
N.24.17	New Mexico*	1	0	0	0	0.0	0	0	
D.23.17	vs. Army West Point+	1	1	0	0	0.0	0	0	
A.31.18	at No. 13/13 Stanford	1	1	1	8	8.0	8	0	
S.8.18	Sacramento State	1	1	1	15	15.0	15	0	
S.15.18	No. 23/25 Arizona State	1	1	1	11	11.0	11	0	
S.22.18	Eastern Michigan	1	1	2	34	17.0	25	1	25
O.6.18	at rv/No. 24 Boise State*	1	1	1	4	4.0	4	0	
O.12.18	Air Force*	1	1	2	37	18.5	29	1	29
O.20.18	San José State*	1	1	0	0	0.0	0	0	
O.27.18	at Nevada*	1	1	1	12	12.0	12	0	
N.3.18	at New Mexico*	1	1	2	17	8.6	11	0	
N.10.18	UNLV*	1	1	0	0	0.0	0	0	
N.17.18	at Fresno State*	1	1	0	0	0.0	0	0	

Date	Opponent	GP	GS	No.	Yds.	Avg.	Lg.	TD	TD Lengths
N.24.18	Hawai'i*	1	1	3	25	8.3	10	0	
D.19.18	vs. Ohio#	1	1	2	15	7.6	11	0	
A.31.19	Weber State	1	1	2	7	3.5	5	0	
S.7.19	at UCLA	1	1	1	19	19.0	19	0	
S.14.19	at New Mexico State	1	1	1	3	3.0	3	0	
S.21.19	Utah State*	1	1	0	0	0.0	0	0	
O.5.19	at Colorado State*	1	1	1	7	7.0	7	0	
O.12.19	Wyoming*	1	1	1	5	5.0	5	0	
O.19.19	at San José State*	1	0	0	0	0.0	0	0	
O.26.19	at UNLV*	1	0	1	9	9.0	9	0	
N.9.19	Nevada*	1	0	3	38	12.7	17	0	
N.15.19	Fresno State*	1	1	1	0	0.0	0	0	

*Bold indicates season high. * - Mountain West game. @ - 2016 Mountain West Championship (War Memorial Stadium; Laramie, Wyo.). ^ - 2016 Las Vegas Bowl (Sam Boyd Stadium; Las Vegas, Nev.). + - 2017 Lockheed Martin Armed Forces Bowl (Amon Carter Stadium; Fort Worth, Texas). # - 2018 DXL Frisco Bowl (Toyota Stadium; Frisco, Texas).*

#60 KEITH ISMAEL

(1Z-male)

Center • Junior • 6-3 • 310 • Oakland, Calif. • Sacred Heart Cathedral Prep

- **At San Diego State:** Big, athletic, versatile offensive lineman with excellent technique ... Has a ton of potential ... Was slated to start at left guard as a redshirt freshman heading into the 2017 fall camp, but moved to center, eventually right guard and even left guard against Ohio in the 2018 DXL Frisco Bowl ... Missed the 2019 spring campaign after having shoulder surgery, but enters the fall as the projected starting center.
- **2019 (Junior):** Has been named to a pair of watch lists, including the Outland Trophy Watch List (top interior lineman) and Rimington Trophy Watch List (nation's outstanding center) ... Is a first-team all-Mountain West selection by the Mountain West media, Athlon Sports and Phil Steele Magazine ... Also is the seventh-rated draft eligible center by Phil Steele Magazine ... Has started the five games this season at center, playing all 752 offensive snaps ... Has been named to the Pro Football Focus Mountain West Team of the Week three times this season ... Started the opener vs. Weber State at center and again at UCLA ... Started at center at New Mexico State, where he was named to the Pro Football Focus Mountain West Team of the Week ... Was named to the Pro Football Focus MW Team of the Week for the second straight week for his play vs. Utah State ... Also started at Colorado State, against Wyoming and at San José State ... Was named to the Pro Football Focus MW Team of the Week for his play at UNLV ... Started vs. Nevada and vs. Fresno State.
- **2018 (Sophomore):** Was chosen as a first-team all-Mountain West selection by the league's coaches and media ... Also made the Pro Football Focus Mountain West Offensive Team of the Year ... Was chosen as the team's offensive lineman of the year at the team's banquet ... Was a preseason first-team all-Mountain West selection by the Mountain West media, Athlon Sports, Phil Steele Magazine and Street & Smith's ... Started the team's first 10 games, including five at right guard and five at center, before missing the Fresno State trip with an injury ... Returned to start again at center vs. Hawai'i and at left guard vs. Ohio in the DXL Frisco Bowl ... Had played all 687 snaps before missing the Fresno State game ... Had only two penalties in 821 snaps ... Had the second-highest overall grade in the Mountain West at center, despite playing 356 of his 821 snaps at guard ... Started the opener at No. 13/13 Stanford at right guard, his 14th straight start ... Was named to the Pro Football Focus Mountain West Team of the Week for the Stanford game ... Started at center against Sacramento State, where he had one tackle after an Aztec turnover, and against No. 23/25 Arizona State ... Moved back to right guard to start vs. Eastern Michigan, and again at rv/No. 24 Boise State, Air Force and San José State ... Started at center at Nevada, where he was named to the Pro Football Focus Mountain West Team of the Week ... Also started at center New Mexico, where he was named to the Pro Football Focus Mountain West Team of the Week for a third time of the season ... Also started at center against UNLV ... Did not play or travel at Fresno State while under concussion protocol ... Returned to play every snap at center vs. Hawai'i ... Started the first time of his career at left guard against Ohio in the DXL Frisco Bowl.
- **2017 (Freshman):** Earned second-team all-Mountain West accolades from the league's coaches and media ... Also was a third-team all-MW pick by Phil Steele Magazine ... Earned the Co-Outstanding Freshman Award (with Tariq Thompson) ... Started the team's 13 games, including the eight at center and five at right guard ... Played the most snaps (829) on either side of the ball, according to Pro Football Focus ... Logged his first career start in his first career game played at center in the opener against UC Davis ... Also started at center at Arizona State,

again vs. No. 19/19 Stanford, at Air Force in the Mountain West opener, vs. Northern Illinois and against Boise State ... Started for the first time of his career at right guard against Fresno State with senior Antonio Rosales not healthy enough to play ... Also started at right guard at Hawai'i, at San José State, vs. Nevada and against New Mexico ... Moved back to center for the Armed Forces Bowl against Army West Point.

- **2016 (Redshirt):** Redshirted his first season with the Aztecs, but was on the two-deep and traveled the entire year as a true freshman.
- **High School:** Earned two letters at Sacred Heart Cathedral Prep in San Francisco ... Was a first-team all-league pick ... Also was a second-team all-metro honoree ... Named the team's offensive lineman MVP ... A two-star recruit by both Rivals and Scout ... Also played lacrosse at SHCP.
- **Personal:** Keith Edward Ismael was born July 25, 1998, in San Francisco ... Son of George Ismael and Johanna Woodby ... Picked San Diego State over offers from Air Force, Army, Colorado State, Eastern Washington, Hawai'i, Montana, San José State, UC Davis and Utah State ... Is majoring in international security and conflict resolution.

Ismael's Career Statistics

Season	GP	GS
2017	13	13
2018	12	12
2019	10	10
Career	35	35

Ismael's Career Game-by-Game

Date	Opponent	GP	GS/POS
S.2.17	UC Davis	1	C
S.9.17	at Arizona State	1	C
S.16.17	No. 19/19 Stanford	1	C
S.23.17	at Air Force*	1	C
S.30.17	Northern Illinois	1	C
O.7.17	at UNLV*	1	C
O.14.17	Boise State*	1	C
O.21.17	Fresno State*	1	RG
O.28.17	at Hawai'i*	1	RG
N.4.17	at San José State*	1	RG
N.18.17	Nevada*	1	RG
N.24.17	New Mexico*	1	RG
D.23.17	vs. Army West Point+	1	C
A.31.18	at No. 13/13 Stanford	1	RG
S.8.18	Sacramento State	1	C
S.15.18	No. 23/25 Arizona State	1	C
S.22.18	Eastern Michigan	1	RG
O.6.18	at rv/No. 24 Boise State*	1	RG
O.12.18	Air Force*	1	RG
O.20.18	San José State*	1	RG
O.27.18	at Nevada*	1	C
N.3.18	at New Mexico*	1	C
N.10.18	UNLV*	1	C
N.17.18	at Fresno State*	---	Did Not Play - Inj. ---
N.24.18	Hawai'i*	1	C
D.19.18	vs. Ohio#	1	LG
A.31.19	Weber State	1	C
S.7.19	at UCLA	1	C
S.14.19	at New Mexico State	1	C
S.21.19	Utah State*	1	C
O.5.19	at Colorado State*	1	C
O.12.19	Wyoming*	1	C
O.19.19	at San José State*	1	C
O.26.19	at UNLV*	1	C
N.9.19	Nevada*	1	C
N.15.19	Fresno State*	1	C

* - Mountain West game. + - 2017 Lockheed Martin Armed Forces Bowl (Amon Carter Stadium; Fort Worth, Texas). # - 2018 DXL Frisco Bowl (Toyota Stadium; Frisco, Texas).

#22 CHASE JASMIN

Running Back • Junior • 5-11 • 195 • Agoura Hills, Calif. • Westlake HS

- **At San Diego State:** Speedy, evasive running back ... Will be expected to log big carries this year ... Is listed third on the depth chart with Chance Bell heading into the weekend ... Also sees time on the special teams units.
- **2019 (Junior):** Has played in all 10 games on the season, rushing 55 times for 234 yards (4.3 avg.) with three touchdowns and a long run of 50 yards, while adding 10 receptions for 74 yards (7.4 avg.) ... Also has returned two kickoffs for 30 yards (15.0 avg.) ... His three rushing touchdowns lead the team ... **vs. Weber State (Aug. 31)** ... Played one snap in the opener with Weber State and a little bit on the kick return unit, but did not record a stat while still recovering from a fall camp injury ... **at UCLA (Sept. 7)** ... Made the most of his eight snaps off the bench at UCLA, running three times for three yards (1.0 avg.) with a 2-yard touchdown, while adding a 11-yard catch ... The touchdown was SDSU's first of the season and first in a three-game period (dating back to the 2018 regular-season finale vs. Hawai'i on Nov. 24) ... **at New Mexico State (Sept. 14)** ... Carried the ball five times for 29 yards (5.8 avg.) with a long of 29 yards at New Mexico State before exiting with an injury after eight snaps ... **vs. Utah State (Sept. 21)** ... Had 33 rushing yards on nine carries (3.7 avg.) with a long of 14 yards in 19 snaps vs. Utah State ... Also caught two passes for 15 yards (7.5 avg.) with a long of 11 yards and added a 20-yard kick return ... **at Colorado State (Oct. 5)** ... Carried two times for 11 yards (5.5 avg.) with a long of 10 yards at Colorado State in seven snaps ... **vs. Wyoming (Oct. 12)** ... Played nine snaps vs. Wyoming, carrying the ball once for a 2-yard loss ... **at San José State (Oct. 19)** ... Ran for a season-high 70 yards on just six carries (11.7 avg.) in only 14 snaps at San José State, while adding a 50-yard touchdown ... The touchdown put the Aztecs up, 27-10, in a 27-17 win ... The 50-yard touchdown run was his longest rush of his career and the longest play from scrimmage by SDSU this season ... Also excelled on special teams, where he was the first player down on four of Brandon Heicklen's punts and contributed to the ball landing three punts inside the 3-yard line ... **at UNLV (Oct. 26)** ... Ran for 25 yards on five carries (5.0 avg.) in just 14 snaps at UNLV, while adding a 10-yard kick return ... **vs. Nevada (Nov. 9)** ... Carried nine times for 34 yards (3.8 avg.) and had an 8-yard catch in 31 snaps vs. Nevada ... **vs. Fresno State (Nov. 15)** ... Had a good game against Fresno State, rushing 15 times for 31 yards (2.1 avg.) with a 2-yard touchdown, while adding a career-high six receptions for a career-best 40 yards ... Had multiple touchdowns in a game for the first time of his career, scoring both of SDSU's touchdowns ... Now has three rushing touchdowns this season and 10 for his career, one receiving touchdown this year and two for his career, and four overall scores this year (12 for his career).
- **2018 (Sophomore):** Played in all 13 games at running back with three starts ... Rushed 138 times for 592 yards (4.3 avg.) and five touchdowns with a long of 40 yards ... Also had seven catches for 52 yards (7.4 avg.) and a touchdown, and a 6-yard kick return ... Ranked 10th in the Mountain West in rushing yards per carry (4.29) ... Played in the opener at No. 13/13 Stanford, rushing six times for 25 yards (4.2 avg.) ... Carried twice for two yards (1.0 avg.) vs. Sacramento State ... Had a huge game against No. 23/25 Arizona State, rushing for a career-high 112 yards and a touchdown on 19 carries ... Became the 77th different 100-yard rusher in program history ... Coupled with Juwan Washington, became the 20th different combination in program history to record a 100-yard rushing game in the same game (29th occasion overall) ... Rushed 16 times for 94 yards (5.9 avg.) off the bench against Eastern Michigan, including a career-long run of 40 yards ... Led the team in rushing for the first time of his career ... Also added a 6-yard kick return ... Started for the first time of his career at rv/No. 24 Boise State, rushing a career-high 26 times for 78 yards (3.0 avg.) with a touchdown, while also grabbing his first two career catches for four yards (2.0 avg.) ... Rushed for 70 yards on 18 carries (3.9 avg.) with a touchdown and a long of 20 yards against Air Force ... Led the team in rushing for the third straight game ... Rushed 19 times for 79 yards (4.2 avg.) with a touchdown off the bench against San José State ... Also added two catches for a career-high 34 yards (17.0 avg.) with a career-long 23-yard grab ... Finished with a career-high 113 all-purpose yards ... Had another big game in a starting role at Nevada, rushing 16 times for 85 yards (5.3 avg.), while adding a career-high three catches for 14 yards and his first career receiving touchdowns ... Rushed 12 times for 40 yards and a touchdown off the bench at New Mexico ... Recorded his fifth rushing touchdown of the season and seventh of his career ... The touchdown was also his sixth overall of the season and eighth of his career ... It marked his fifth straight game with a touchdown (rushing or receiving) ... Played nine statless snaps off the bench against UNLV ... Had two carries for five yards (2.5 avg.) in 17 snaps at Fresno State ... Carried two times for two yards (1.0 avg.) vs. Hawai'i ... Played three statless snaps vs. Ohio in the DXL Frisco Bowl.
- **2017 (Freshman):** Played in the team's 13 games, rushing 33 times for 137 yards (4.2 avg.) with two touchdowns ... Also had four tackles (two solo) on special teams ... Played in his

first career game against UC Davis in the opener, carrying the ball four times for two yards (0.5 avg.) with a long of two ... Also saw time on multiple special teams units ... Logged statless time on special teams at Arizona State and again vs. No. 19/19 Stanford ... Recorded his first career tackle (an assisted one) at Air Force on special teams ... Logged snaps on special teams vs. Northern Illinois ... Had a good game at UNLV, carrying five times for 29 yards (5.8 avg.) with an 8-yard touchdown ... The touchdown was the first of his career ... Also added an assisted stop on special teams ... Made an assisted tackle against Boise State in special teams ... Carried the ball one time late against Fresno State, but it went down as a 1-yard loss ... Rushed six times for 17 yards (2.8 avg.) at Hawai'i late in the game with a long of six yards ... Rushed a career-high 14 times for a career-best 82 yards and a touchdown in his most playing time of his career at San José State ... Scored his second rushing touchdown of the season (and his career) on a 9-yard carry in the third quarter ... Had three rushes for eight yards (2.7 avg.) with a long of seven yards ... Did not record a stat in special teams time vs. New Mexico ... Made a special teams solo tackle against Army West Point in the Armed Forces Bowl.

- **2016 (Redshirt):** Utilized his redshirt season.
- **High School:** Earned three letters at Westlake High School in Westlake Village, Calif. ... Rushed for 2,808 yards and 24 touchdowns over his three-year career on 378 attempts (7.4 avg.), breaking 100 yards on 12 occasions (according to MaxPreps) ... Added 30 career receptions for 315 yards (10.5 avg.) and another score ... Ran for 979 yards and 11 touchdowns on 149 carries (6.6 avg.) as a senior with five 100-yard rushing games ... Also caught 14 passes for 198 yards (14.1 avg.) ... Rushed for 1,413 yards and 13 touchdowns on 157 attempts (9.0 avg.) as a junior with seven 100-yard rushing games ... Added nine catches for 54 yards (6.0 avg.) and another score ... Carried 72 times for 416 yards (5.8 avg.) and two touchdowns as a sophomore, while adding seven catches for 63 yards (9.0 avg.) ... An all-Marmonte League and all-CIF selection ... A three-star recruit by Rivals, Scout, 247sports and ESPN ... Scout ranks him as the eight-best running back in California and 10th on the West Coast ... Received a grade of 85 by Scout and a 75 by ESPN ... Also competed in boxing growing up.
- **Personal:** Chase Donovan Jasmin was born Sept. 10, 1998, in Agoura Hills, Calif. ... Son of Robert and Deborah Jasmin ... Also received offers from Arizona, Colorado, Montana State, Nevada, Oregon State, San José State, Washington, Washington State and Wyoming, while receiving interest from USC ... Is majoring in interdisciplinary studies.

Jasmin's Career Statistics

Season	GP	GS	Rushing				Receiving					
			Att.	Yds.	TD	Lg.	No.	Yds.	TD	Lg.		
2017	13	0	33	137	2	20	0	0	0.0	0	0	
2018	13	3	138	592	5	40	1	7	52	7.4	1	23
2019	10	0	55	234	3	50	0	10	74	7.4	1	12
Career	36	3	226	963	10	50	1	17	126	7.4	2	23

Career Highs: Carries: 26 at rv/No. 24 Boise State (10/6/18); Rushing Yards: 112 vs. No. 23/25 Arizona State (9/15/18); Rushing Touchdowns: 1, 10 times; Long Rush: 50 at San José State (10/19/19); Receptions: 6 vs. Fresno State (11/15/19); Receiving Yards: 40 vs. Fresno State (11/15/19); Receiving Touchdowns: 1 vs. Fresno State (11/15/19), at Nevada (10/27/18); Long Reception: 23 vs. San José State (10/20/18); Kick Returns: 1 at UNLV (10/26/19), vs. Utah State (9/21/19), vs. Eastern Michigan (9/22/18); Kick Return Yards: 20 vs. Utah State (9/21/19); Long Kick Return: 20 vs. Utah State (9/21/19); All-Purpose Yards: 113 vs. San José State (10/20/18); Total Touchdowns: 2 vs. Fresno State (11/15/19); Tackles: 1, four times.

2019 Highs: Carries: 15 vs. Fresno State (11/15/19); Rushing Yards: 70 at San José State (10/19/19); Rushing Touchdowns: 1 vs. Fresno State (11/15/19), at San José State (10/19/19), at UCLA (9/7/19); Long Rush: 50 at San José State (10/19/19); Receptions: 6 vs. Fresno State (11/15/19); Receiving Yards: 40 vs. Fresno State (11/15/19); Long Reception: 12 vs. Fresno State (11/15/19); Kick Returns: 1 at UNLV (10/26/19), vs. Utah State (9/21/19); Kick Return Yards: 20 vs. Utah State (9/21/19); Long Kick Return: 20 vs. Utah State (9/21/19); All-Purpose Yards: 71 vs. Fresno State (11/15/19); Total Touchdowns: 2 vs. Fresno State (11/15/19).

Jasmin's Career Game-by-Game

Date	Opponent	GP	GS	Rushing				Receiving			
				Att.	Yds.	Avg.	TD	No.	Yds.	TD	
S.2.17	UC Davis	1	0	4	2	0.50	0	0	0	0	0
S.9.17	at Arizona State	1	0	0	0	0.00	0	0	0	0	0
S.16.17	No. 19/19 Stanford	1	0	0	0	0.00	0	0	0	0	0
S.23.17	at Air Force*	1	0	0	0	0.00	0	0	0	0	0
S.30.17	Northern Illinois	1	0	0	0	0.00	0	0	0	0	0
O.7.17	at UNLV*	1	0	5	29	5.80	1	0	0	0	0

Date	Opponent	GP	GS	Rushing				Receiving			
				Att.	Yds.	Avg.	TD	No.	Yds.	TD	
O.14.17	Boise State*	1	0	0	0	0.00	0	0	0	0	0
O.21.17	Fresno State*	1	0	1	-1	-1.00	0	0	0	0	0
O.28.17	at Hawai'i*	1	0	6	17	2.83	0	0	0	0	0
N.4.17	at San José State*	1	0	14	82	5.86	1	0	0	0	0
N.18.17	Nevada*	1	0	3	8	2.67	0	0	0	0	0
N.24.17	New Mexico*	1	0	0	0	0.00	0	0	0	0	0
D.23.17	vs. Army West Point^	1	0	0	0	0.00	0	0	0	0	0
A.31.18	at No. 13/13 Stanford	1	0	6	25	4.17	0	0	0	0	0
S.8.18	Sacramento State	1	0	2	2	1.00	0	0	0	0	0
S.15.18	No. 23/25 Arizona State	1	0	19	112	5.89	1	0	0	0	0
S.22.18	Eastern Michigan	1	0	16	94	5.88	0	0	0	0	0
O.6.18	at rv/No. 24 Boise State*	1	1	26	78	3.00	1	2	4	0	0
O.12.18	Air Force*	1	1	18	70	3.89	1	0	0	0	0
O.20.18	San José State*	1	0	19	79	4.16	1	2	34	0	0
O.27.18	at Nevada*	1	1	16	85	5.31	0	3	14	1	0
N.3.18	at New Mexico*	1	0	12	40	3.33	1	0	0	0	0
N.10.18	UNLV*	1	0	0	0	0.00	0	0	0	0	0
N.17.18	at Fresno State*	1	0	2	5	2.50	0	0	0	0	0
N.24.18	Hawai'i*	1	0	2	2	1.00	0	0	0	0	0
D.19.18	vs. Ohio#	1	0	0	0	0.00	0	0	0	0	0
A.31.19	Weber State	1	0	0	0	0.00	0	0	0	0	0
S.7.19	at UCLA	1	0	3	3	1.00	1	1	11	0	0
S.14.19	at New Mexico State	1	0	5	29	5.80	0	0	0	0	0
S.21.19	Utah State*	1	0	9	33	3.67	0	2	15	0	0
O.5.19	at Colorado State*	1	0	2	11	5.50	0	0	0	0	0
O.12.19	Wyoming*	1	0	1	-2	-2.00	0	0	0	0	0
O.19.19	at San José State*	1	0	6	70	11.67	1	0	0	0	0
O.26.19	at UNLV*	1	0	5	25	5.00	0	0	0	0	0
N.9.19	Nevada*	1	0	9	34	3.78	0	1	8	0	0
N.15.19	Fresno State*	1	0	15	31	2.07	1	6	40	1	0

*Bold indicates season high. * - Mountain West game. + - 2017 Lockheed Martin Armed Forces Bowl (Amon Carter Stadium; Fort Worth, Texas). #- 2018 DXL Frisco Bowl (Toyota Stadium; Frisco, Texas).*

#36 DWAYNE JOHNSON JR.

Aztec • Junior • 6-2 • 215 • Murrieta, Calif. • Vista Murrieta HS

- **At San Diego State:** Hard-hitting safety who figures to start in 2019, now in his fourth season with the program ... Is listed as the starting Aztec (safety) in Rocky Long's signature 3-3-5 defense.
- **2019 (Junior):** Started the team's 10 games on the season ... Has 71 tackles (40 solo), including 1.5 tackles for loss, a forced fumble, two fumble recoveries and four pass breakups ... Is tied for the Mountain West lead (T-16th in FBS) with two fumble recoveries ... Has been named to the Pro Football Focus Mountain West Team of the Week twice this season ... **vs. Weber State (Aug. 31)** ... Had a monster game in the opener with Weber State in his second career start (first since Oct. 27, 2017 at Hawai'i), recording a career- and game-high 12 tackles, including 1.5 tackles for loss ... Had 12 tackles after entering the game with 16 career tackles in 25 games ... Led the team in tackles for the first time of his career and recorded his first career game with double-digits in tackles ... **at UCLA (Sept. 7)** ... Started at UCLA, making seven tackles (six solo) with a forced fumble and a pass breakup, playing 60 of the 68 defensive snaps ... For his efforts was named to the Pro Football Focus Mountain West Team of the Week ... The forced fumble and pass breakup were each the first of his career ... **at New Mexico State (Sept. 14)** ... Had another good game at New Mexico State, making six tackles and recovering his first fumble of the season (second of his career), while playing all 70 snaps ... Was named to the Pro Football Focus MW Team of the Week for the second straight week ... The fumble recovery led to a 2-yard touchdown pass from Ryan Agnew to Daniel Bellinger to put the Aztecs on the scoreboard ... **vs. Utah State (Sept. 21)** ... Had six tackles (two solo) while starting and playing 56 snaps vs. Utah State ... **at Colorado State (Oct. 5)** ... Came up with five tackles (four solo) and his second fumble recovery of the season in a start at Colorado State ... The fumble recovery led to an Aztec 8-yard touchdown pass from Ryan Agnew to Kobe Smith ... **vs. Wyoming (Oct. 12)** ... Played all 54 snaps against Wyoming, recording a team-high eight tackles (four solo) ... **at San José State (Oct. 19)** ... Made one tackle,

playing all 54 snaps at San José State ... **at UNLV (Oct. 26)** ... Came up with nine tackles (seven solo) with a career-high two pass breakups at UNLV, playing all 73 snaps ... **vs. Nevada (Nov. 9)** ... Had nine tackles against Nevada, tying for the team lead with Kyahva Tezino ... **vs. Fresno State (Nov. 15)** ... Had eight tackles (five) and a pass breakup in a start against Fresno State ... Led the team in tackles for the fourth time this season (and career).

- **2018 (Sophomore):** Played in the team's 13 games, mainly on special teams ... Had two tackles - one on defense in his one snap and one on the kick return unit - and a 15-yard fumble recovery ... Logged statless time on special teams at No. 13/13 Stanford ... Had two stops against Sacramento State, while also playing one snap on defense ... Did not find the stat sheet in special teams play vs. No. 23/25 Arizona State, vs. Eastern Michigan, at rv/No. 24 Boise State, vs. Air Force, against San José State, at Nevada, at New Mexico, vs. UNLV or at Fresno State ... Recovered his first career fumble in the first quarter against Hawai'i when Trenton Thompson forced a fumble on a punt return ... Took it 15 yards to the Hawai'i 5, which led to a Juwan Washington touchdown ... Logged statless special teams play vs. Ohio in the DXL Frisco Bowl.
- **2017 (Freshman):** Played in 12 of the team's 13 games on the season with one start, making 14 tackles (11 solo) with a 7-yard tackle for loss ... Logged his first career snaps against UC Davis in the opener, recording three tackles (all solo), including a 7-yard tackle for loss ... Logged special teams snaps late at Arizona State, but did not record a stat ... Did not play vs. No. 19/19 Stanford ... Played statless time on special teams at Air Force and vs. Northern Illinois ... Had two tackles late on defense at UNLV in a reserve role ... Logged statless snaps late against Boise State ... Made one assisted tackle in 11 snaps late against Fresno State ... Had the best game of his young career in his first career start at Hawai'i, making four tackles (all solo) ... Played all 57 snaps in the game ... Did not find the stat sheet in playing time off the bench at San José State ... Had three tackles (two solo) in a reserve role against Nevada ... Registered one solo tackle off the bench against New Mexico ... Did not record a stat in playing time off the bench against Army West Point in the Armed Forces Bowl.
- **2016 (Redshirt):** Redshirted his first year with the Aztecs.
- **High School:** Was a three-year letter winner at Vista Murrieta High School ... Over his three years the Broncos went 35-7 (.833) and 15-0 in league play ... Led VMHS to a 12-2 record as a senior, including a 5-0 mark in league play and eventual No. 12 state ranking ... Vista Murrieta was also 11-3 (5-0 league) in 2014 and 12-2 (5-0 league) in 2013 ... Totaled 207 tackles (120 solo), seven tackles for loss, eight interceptions, 22 pass deflections, a forced fumble, three fumble recoveries, two blocked punts and a blocked field goal over his final two years (according to MaxPreps) ... Was a three-star recruit by Scout and 247 sports, and a two-star recruit by Rivals and ESPN ... Scout rated him as the 17th-best safety in California and the 26th best on the West Coast ... Received a grade of 83 by 247sports and a 68 by ESPN ... Also played basketball at Vista Murrieta HS.
- **Personal:** Dwayne W. Johnson, Jr., was born March 11, 1997, in Oceanside, Calif. ... Son of Dwayne Johnson, Sr., and Keshia Johnson, and stepson of Rekiro Hicks ... Chose the Aztecs over an offer from UNLV, while also receiving interest from Fresno State ... Is majoring in interdisciplinary studies.

Johnson Jr.'s Career Statistics

Season	GP	GS	UA	A	TT	TFL	Sk	Int.	PBU	FF	FR
2017	12	1	11	3	14	1.0	0.0	0	0	0	0
2018	13	0	1	1	2	0.0	0.0	0	0	0	1
2019	10	10	40	31	71	1.5	0.0	0	4	1	2
Career	35	11	52	35	87	2.5	0.0	0	4	1	3

Career Highs: Tackles: 12 vs. Weber State (8/31/19); Tackles For Loss: 1.5 vs. Weber State (8/31/19); Pass Breakups: 2 at UNLV (10/26/19); Forced Fumbles: 1 at UCLA (9/7/19); Fumble Recoveries: 1 at Colorado State (10/5/19), at New Mexico State (9/14/19), vs. Hawai'i (11/24/18).

2019 Highs: Tackles: 12 vs. Weber State (8/31/19); Tackles For Loss: 1.5 vs. Weber State (8/31/19); Pass Breakups: 2 at UNLV (10/26/19); Forced Fumbles: 1 at UCLA (9/7/19); Fumble Recoveries: 1 at Colorado State (10/5/19), at New Mexico State (9/14/19).

Johnson Jr.'s Career Game-by-Game

Date	Opponent	GP	GS	UA	A	TT	TFL	Sk	Int.	PBU	FF	FR
S.2.17	UC Davis	1	0	3	0	3	1.0	0.0	0	0	0	0
S.9.17	at Arizona State	1	0	0	0	0	0.0	0.0	0	0	0	0
S.16.17	No. 19/19 Stanford	--- Did Not Play ---										
S.23.17	at Air Force*	1	0	0	0	0	0.0	0.0	0	0	0	0
S.30.17	Northern Illinois	1	0	0	0	0	0.0	0.0	0	0	0	0

Date	Opponent	GP	GS	UA	A	TT	TFL	Sk	Int.	PBU	FF	FR
0.7.17	at UNLV*	1	0	1	1	2	0.0	0.0	0	0	0	0
0.14.17	Boise State*	1	0	0	0	0	0.0	0.0	0	0	0	0
0.21.17	Fresno State*	1	0	0	1	1	0.0	0.0	0	0	0	0
0.28.17	at Hawai'i*	1	1	4	0	4	0.0	0.0	0	0	0	0
N.4.17	at San José State*	1	0	0	0	0	0.0	0.0	0	0	0	0
N.18.17	Nevada*	1	0	2	1	3	0.0	0.0	0	0	0	0
N.24.17	New Mexico*	1	0	1	0	1	0.0	0.0	0	0	0	0
D.23.17	vs. Army West Point+	1	0	0	0	0	0.0	0.0	0	0	0	0
A.31.18	at No. 13/13 Stanford	1	0	0	0	0	0.0	0.0	0	0	0	0
S.8.18	Sacramento State	1	0	1	1	2	0.0	0.0	0	0	0	0
S.15.18	No. 23/25 Arizona State	1	0	0	0	0	0.0	0.0	0	0	0	0
S.22.18	Eastern Michigan	1	0	0	0	0	0.0	0.0	0	0	0	0
0.6.18	at rv/No. 24 Boise State*	1	0	0	0	0	0.0	0.0	0	0	0	0
0.12.18	Air Force*	1	0	0	0	0	0.0	0.0	0	0	0	0
0.20.18	San José State*	1	0	0	0	0	0.0	0.0	0	0	0	0
0.27.18	at Nevada*	1	0	0	0	0	0.0	0.0	0	0	0	0
N.3.18	at New Mexico*	1	0	0	0	0	0.0	0.0	0	0	0	0
N.10.18	UNLV*	1	0	0	0	0	0.0	0.0	0	0	0	0
N.17.18	at Fresno State*	1	0	0	0	0	0.0	0.0	0	0	0	0
N.24.18	Hawai'i*	1	0	0	0	0	0.0	0.0	0	0	0	1
D.19.18	vs. Ohio#	1	0	0	0	0	0.0	0.0	0	0	0	0
A.31.19	Weber State	1	1	6	6	12	1.5	0.0	0	0	0	0
S.7.19	at UCLA	1	1	6	1	7	0.0	0.0	0	1	1	0
S.14.19	at New Mexico State	1	1	2	4	6	0.0	0.0	0	0	0	1
S.21.19	Utah State*	1	1	2	4	6	0.0	0.0	0	0	0	0
0.5.19	at Colorado State*	1	1	4	1	5	0.0	0.0	0	0	0	1
0.12.19	Wyoming*	1	1	4	4	8	0.0	0.0	0	0	0	0
0.19.19	at San José State*	1	1	0	1	1	0.0	0.0	0	0	0	0
0.26.19	at UNLV*	1	1	7	2	9	0.0	0.0	0	2	0	0
N.9.19	Nevada*	1	1	4	5	9	0.0	0.0	0	0	0	0
N.15.19	Fresno State*	1	1	5	3	8	0.0	0.0	0	1	0	0

*Bold indicates season high. * - Mountain West game. + - 2017 Lockheed Martin Armed Forces Bowl (Amon Carter Stadium; Fort Worth, Texas). # - 2018 DXL Frisco Bowl (Toyota Stadium; Frisco, Texas).*

#96 ELIJAH KOTHE

(CODY)

Wide Receiver • Sophomore • 6-4 • 205 • Las Vegas, Nev. • Faith Lutheran HS

- **At San Diego State:** Impressed the coaching staff with a good fall camp as a true freshman in 2018 ... Seemingly catches everything thrown to him ... Entered the season as the starting 'X' receiver, but battled a hand injury ... Is now back in action ... Also sees time on special teams.
- **Sophomore (2019):** Started the first four games, missing the next four with a hand injury ... Returned to play the past two weeks off the bench ... Has 13 catches for 140 yards (10.8 avg.) with a long of 29 yards ... **vs. Weber State (Aug. 31)** ... Started the opener against Weber State for the third time of his career, making three catches for 24 yards (8.0 avg.) with a long of 11 yards in 34 snaps ... **at UCLA (Sept. 7)** ... Started again at UCLA, making a 7-yard catch in 31 snaps ... **at New Mexico State (Sept. 14)** ... Had a career-high four catches for a then career-high 34 yards (8.5 avg.) in a start and 42 snaps at New Mexico State ... **vs. Utah State (Sept. 21)** ... Registered two catches for 30 yards (15.0 avg.) in a start and 24 snaps vs. Utah State, but was unable to play the whole game because of an injury ... **at Colorado State (Oct. 10)** ... Did not travel to play at Colorado State because of the hand injury ... **vs. Wyoming (Oct. 12)** ... Also did not play vs. Wyoming ... **at San José State (Oct. 19)** ... Did not travel to San José State ... **at UNLV (Oct. 26)** ... Also did not travel to UNLV ... **vs. Nevada (Nov. 9)** ... Returned to action against Nevada, not recording a stat in five offensive snaps ... **vs. Fresno State (Nov. 15)** ... Came up with three catches for a career-high 45 yards (15.0 avg.) in 26 snaps vs. Fresno State, including a career-long 29-yard grab.
- **True Freshman (2018):** Played in 12 games with two starts, making seven catches for 78 yards (11.1 avg.) with a long of 24 yards, while recording two tackles on special teams ... Did not play in the opener at No. 13/13 Stanford ... Made his debut against Sacramento State, seeing time at wide receiver and on the kickoff unit without recording a stat ... Recorded his first two career tackles on the kickoff unit against No. 23/25 Arizona State ... Had his first two

catches in the following game vs. Eastern Michigan for 16 yards (8.0 avg.) with a long of nine yards ... Played statless time on special teams at rv/No. 24 Boise State ... Saw three statless snaps against Air Force and eight statless snaps vs. San José State ... Had two catches for a career-high 20 yards at Nevada ... Had a career-long 24-yard catch in his first career start at New Mexico, playing 14 snaps ... Made a 6-yard grab in nine snaps vs. UNLV ... Played 26 snaps at Fresno State, but was unable to find the statsheet ... Did not record a catch in five snaps vs. Hawai'i ... Had a 12-yard grab in a start against Ohio in the DXL Frisco Bowl, playing 15 snaps.

- **High School:** Earned four letters at Faith Lutheran High School in Las Vegas, Nev. ... According to MaxPreps, registered 115 catches over the last three seasons for 1,806 yards (15.7 avg.) and 19 touchdowns ... Best year statistically was his junior campaign in 2016 when he had 55 catches for 1,053 yards (19.1 avg.) and 10 touchdowns ... Was a two-time all-state selection and a three-time all-league performer ... A two-star recruit by both Rivals and 247sports ... Rated as the 13th-best recruit in Nevada by 247sports ... Also a four-year letterwinner in basketball, twice earning all-league accolades ... A scholar-athlete who was a three-time academic all-state selection, posting a 4.0 GPA.
- **Personal:** Elijah Jacob Kothe was born Oct. 16, 1998, in Las Vegas ... Son of Jacob and Wendy Kothe ... Picked the Aztecs over scholarship offers from Colorado, Fresno State, Navy, Air Force, UNLV, Hawai'i, Montana State, Northern Iowa, Cornell and Princeton, according to Rivals ... A business administration major.

Kothe's Career Statistics

Receiving

Season	GP	GS	Rec.	Yds.	Avg.	Long	TD
2018	12	2	7	78	11.1	24	0
2019	6	4	13	140	10.8	29	0
Career	18	6	20	218	10.9	29	0

Career Highs: Receptions: 4 at New Mexico State (9/14/19); Receiving Yards: 45 vs. Fresno State (11/15/19); Long Reception: 29 vs. Fresno State (11/15/19); Tackles: 2 vs. No. 23/25 Arizona State (9/15/18).

2019 Highs: Receptions: 4 at New Mexico State (9/14/19); Receiving Yards: 45 vs. Fresno State (11/15/19); Long Reception: 29 vs. Fresno State (11/15/19).

Kothe's Career Game-by-Game

Receiving

Date	Opponent	GP	GS	No.	Yds.	Avg.	Lg.	TD	TD Lengths
A.31.18	at No. 13/13 Stanford			--- Did Not Play ---					
S.8.18	Sacramento State	1	0	0	0	0.0	0	0	
S.15.18	No. 23/25 Arizona State	1	0	0	0	0.0	0	0	
S.22.18	Eastern Michigan	1	0	2	16	8.0	9	0	
O.6.18	at rv/No. 24 Boise State*	1	0	0	0	0.0	0	0	
O.12.18	Air Force*	1	0	0	0	0.0	0	0	
O.20.18	San José State*	1	0	0	0	0.0	0	0	
O.27.18	at Nevada*	1	0	2	20	10.0	14	0	
N.3.18	at New Mexico*	1	1	1	24	24.0	24	0	
N.10.18	UNLV*	1	0	1	6	6.0	6	0	
N.17.18	at Fresno State*	1	0	0	0	0.0	0	0	
N.24.18	Hawai'i*	1	0	0	0	0.0	0	0	
D.19.18	vs. Ohio#	1	1	1	12	12.0	12	0	
A.31.19	Weber State	1	1	3	24	8.0	11	0	
S.7.19	at UCLA	1	1	1	7	7.0	7	0	
S.14.19	at New Mexico State	1	1	4	34	8.5	14	0	
S.21.19	Utah State*	1	1	2	30	15.0	15	0	
O.5.19	at Colorado State*			--- Did Not Play - Injured ---					
O.12.19	Wyoming*			--- Did Not Play - Injured ---					
O.19.19	at San José State*			--- Did Not Play - Injured ---					
O.26.19	at UNLV*			--- Did Not Play - Injured ---					
N.9.19	Nevada*	1	0	0	0	0.0	0	0	
N.15.19	Fresno State*	1	0	3	45	15.0	29		

Bold indicates season high. * - Mountain West game. # - 2018 DXL Frisco Bowl (Toyota Stadium; Frisco, Texas).

#43 SEYDDRICK LAKALAKA (SAID-rick LOCK-ah-LOCK-ah) Linebacker • Sophomore • 6-1 • 230 • Kalihi, Hawaii • Punahou HS

- **At San Diego State:** Stout linebacker, who continues to learn the 3-3-5 defense ... Will look for playing time this season ... Enters the weekend as co-backup at "Sam" linebacker to Caden McDonald.
- **2019 (Sophomore):** Played in the team's 10 games on the season, mostly on special teams ... Has four tackles (three solo)... Logged special teams snaps in the opener vs. Weber State, but did not find the stat sheet ... Also saw statless special teams action at UCLA, at New Mexico State and against Utah State ... **at Colorado State (Oct. 5)** ... Played his first three defensive snaps of the season on the defense at Colorado State, where he made an assisted tackle ... Also played two statless snaps and saw time on special teams once again vs. Wyoming ... Logged special teams snaps at San José State, at UNLV and vs. Nevada ... **vs. Fresno State (Nov. 15)** ... Got on the field for 15 defensive snaps and played special teams against Fresno State, where he made a career-high three tackles (all solo).
- **2018 (Freshman):** Played in nine of the team's 13 games, mainly on special teams ... Had three special teams tackles, including two solo stops ... Did not play the team's first two games ... Made his collegiate debut vs. No. 23/25 Arizona State and made one special teams tackle ... Played statless time on special teams vs. Eastern Michigan ... Logged his lone four snaps of the season at rv/No. 25 Boise State, making an assisted tackle ... Did not find the stat sheet on special teams vs. Air Force ... Did not play in consecutive games vs. San José State and at Nevada ... Played the next three games at New Mexico, vs. UNLV and at Fresno State ... Had a solo special teams stop vs. Hawai'i ... Played on special teams vs. Ohio in the DXL Frisco Bowl.
- **2017 (Redshirt):** Redshirted the 2017 campaign.
- **High School:** Three-year letter winner at Punahou High School in Honolulu ... Was second-team all-league as a senior and a honorable mention pick as a junior ... A two-star recruit by both Rivals and Scout ... Also played basketball at Punahou High School and was on the track & field team.
- **Personal:** Seyddrick Loko Manupuna Lakalaka was born Feb. 4, 1999, in Honolulu, Hawaii ... Son of Serena Lakalaka ... Older brother, Ronley, played linebacker at San Diego State from 2015-18, while oldest brother, Steven, played running back at Hawai'i from 2013-16 ... Is majoring in kinesiology with an emphasis as a fitness specialist.

Lakalaka's Career Statistics

Season	GP	GS	UA	A	TT	TFL	Sk	Int.	PBU	FF	FR
2018	9	0	2	1	3	0.0	0.0	0	0	0	0
2019	10	0	3	1	4	0.0	0.0	0	0	0	0
Career	19	0	5	2	7	0.0	0.0	0	0	0	0

Career/2019 Highs: Tackles: 3 vs. Fresno State (11/15/19).

Lakalaka's Career Game-by-Game (Stats Only)

Date	Opponent	GP	GS	UA	A	TT	TFL	Sk.	Int.	PBU	FF	FR
S.15.18	No. 23/25 Arizona State	1	0	1	0	1	0.0	0.0	0	0	0	0
O.6.18	at rv/No. 24 Boise State*	1	0	0	1	1	0.0	0.0	0	0	0	0
N.24.18	Hawai'i*	1	0	1	0	1	0.0	0.0	0	0	0	0
O.5.19	at Colorado State*	1	0	0	1	1	0.0	0.0	0	0	0	0
N.15.19	Fresno State*	1	0	3	0	3	0.0	0.0	0	0	0	0

* - Mountain West game.

#52 JALIL LECKY (JAH-leel) Defensive End • Junior • 6-5 • 240 • Antioch, Calif. • College of San Mateo

- **At San Diego State:** Tall athlete who moved around from defensive line and linebacker last year ... Continues to get bigger in the weight room ... Enters the Hawai'i game as the backup defensive end to Keshawn Banks.
- **2019 (Junior):** Has played in five games on the season off the bench, making four tackles (three solo), including a sack (and tackle for loss) ... **vs. Weber State (Aug. 31)** ... Logged his first career five snaps in the opener vs. Weber State, making one solo stop ... **at UCLA (Sept. 7)** ... Played 14 statless snaps at UCLA ... **at New Mexico State (Sept. 14)** ... Chipped in with an assisted tackle in seven snaps at New Mexico State ... **vs. Utah State (Sept. 21)** ... Had one tackle in four snaps vs. Utah State ... **at Colorado State (Oct. 5)** ... Made the most of his three snaps at Colorado State, recording a solo sack (and tackle for loss) ... The sack and TFL were each the first of his career ... **vs. Wyoming (Oct. 12)** ... Did not play for the first time of the season vs. Wyoming ... **at San José State (Oct. 19)** ...

Also did not play at San José State ... at UNLV (Oct. 26) ... Did not play at UNLV ... vs. Nevada (Nov. 9) ... Also did not play against Nevada ... vs. Fresno State (Nov. 15) ... Did not play vs. Fresno State.

- **2018 (Redshirt):** Redshirted the 2018 campaign.
- **At College of San Mateo (2016-17):** Played two years at College of San Mateo ... Led the Bulldogs to an 18-5 (.783) record over the two seasons, including an 11-2 mark in 2017 and spot in the California JuCo championship game ... Team was the Bay 6 league champs and captured the NorCal title ... In 2017, had 21 tackles (11 solo), three sacks, six tackles for loss, a forced fumble and a pass breakup.
- **High School:** Earned two letters at Heritage High School in Brentwood, Calif. ... Also played basketball for the Patriots.
- **Personal:** Jalil Lecky was born July 25, 1997, in Walnut Creek, Calif. ... Son of Kehkia Okaka ... According to 247sports, also received offers from Arizona State, Arkansas State and Hawai'i ... Is majoring in social science.

Lecky's Career Statistics

Season	GP	GS	UA	A	TT	TFL	Sk	Int.	PBU	FF	FR
2019	5	0	3	1	4	1.0	1.0	0	0	0	0
Career	5	0	3	1	4	1.0	1.0	0	0	0	0

Career/2019 Highs: Tackles: 1, four times; Tackles For Loss: 1.0 at Colorado State (10/5/19); Sacks: 1.0 at Colorado State (10/5/19).

Lecky's Career Game-by-Game

Date	Opponent	GP	GS	UA	A	TT	TFL	Sk.	Int.	PBU	FF	FR
A.31.19	Weber State	1	0	1	0	1	0.0	0.0	0	0	0	0
S.7.19	at UCLA	1	0	0	0	0	0.0	0.0	0	0	0	0
S.14.19	at New Mexico State	1	0	0	1	1	0.0	0.0	0	0	0	0
S.21.19	Utah State*	1	0	1	0	1	0.0	0.0	0	0	0	0
O.5.19	at Colorado State*	1	0	1	0	1	1.0	1.0	0	0	0	0
O.12.19	Wyoming*	--- Did Not Play ---										
O.19.19	at San José State*	--- Did Not Play ---										
O.26.19	at UNLV*	--- Did Not Play ---										
N.9.19	Nevada*	--- Did Not Play ---										
N.15.19	Fresno State*	--- Did Not Play ---										

*Bold indicates season high. * - Mountain West game.*

#34 ISAAC LESSARD

(luh-SARD)

Fullback ● Senior ● 6-3 ● 240 ● Sacramento, Calif. ● Jesuit HS

- **At San Diego State:** Was recruited as a linebacker, but moved to fullback for the 2015 fall camp ... Gained experience working behind 2018 NFL Draft seventh-round selection Nick Bowden ... Battled a midseason injury, but was the main starter at fullback in 2018 ... Suffered a massive knee injury in the first scrimmage of the 2019 spring campaign and was expected to miss most of the 2019 season ... Returned to action, however, roughly six months later at Colorado State on Oct. 5.
- **2019 (Senior):** Has played in six games this season, starting three times ... Has an 18-yard catch ... Missed the first four games - Weber State, UCLA, New Mexico State and Utah State - with a knee injury suffered in the spring ... at Colorado State (Oct. 5) ... Returned to play at Colorado State, playing 23 snaps without recording a stat ... vs. Wyoming (Oct. 12) ... Played 21 snaps vs. Wyoming with the biggest coming in the fourth quarter when he caught a career-long 18-yard pass from Ryan Agnew ... The catch was the first play of the game-winning drive in a 26-22 Aztec victory ... at San José State (Oct. 19) ... Started for the first time of the season at San José State, playing 34 snaps without recording a stat ... at UNLV (Oct. 26) ... Also started at UNLV, playing 24 statless snaps ... vs. Nevada (Nov. 9) ... Played 32 statless snaps against Nevada in a start ... vs. Fresno State (Nov. 15) ... Logged 21 statless snaps off the bench vs. Fresno State.
- **2018 (Junior):** Played in nine games on the season, starting seven times ... Had two catches for 24 yards (12.0 avg.) with a 13-yard touchdown ... Started for the second time of his career in the opener at No. 13/13 Stanford, but did not record a stat ... Also was held off the stat sheet against Sacramento State in a second straight start ... Made an 11-yard catch in a start against No. 23/25 Arizona State ... The catch was the second of his career and longest of his career ... Started vs. Eastern Michigan, but only played 37 snaps before going down with a neck injury ... Missed the game at rv/No. 24 Boise State, vs. Air Force, against San José State

and at Nevada with the same injury ... Came back to play 15 snaps off the bench at New Mexico, his first game since Sept. 22 at Eastern Michigan ... Earned the start vs. UNLV, his first since the fourth game of the season vs. Eastern Michigan and played 41 snaps ... Started again at Fresno State, playing 25 snaps ... Had his first career touchdown catch on a 13-yard pass from Ryan Agnew off the bench vs. Hawai'i ... The catch came on a fourth-and-1 situation and, with the John Baron PAT, tied the game at 24 with 6:07 left in regulation ... The 13-yard reception was also a career long ... Started the DXL Frisco Bowl game vs. Ohio without recording a stat.

- **2017 (Sophomore):** Played in seven games with one start, making a 7-yard catch ... Logged snaps off the bench against UC Davis without finding the stat sheet ... Did not play at Arizona State, against No. 19/19 Stanford, at Air Force or vs. Northern Illinois ... Earned his first career start at UNLV and played 34 snaps ... Did not play against Boise State ... Played on the team's final drive against Fresno State (eight snaps) ... Played 11 snaps at Hawai'i, but did not record a stat ... Logged 16 snaps at San José State off the bench without finding the stat sheet ... Also played 10 snaps vs. Nevada, making his first career catch for seven yards ... Logged statless time late against New Mexico ... Did not see the field against Army West Point in the Armed Forces Bowl.
- **2016 (Freshman):** Played in eight games on the season without recording a stat ... According to Pro Football Focus, logged 49 snaps for the year ... Played 13 snaps in the opener against New Hampshire and one the following game vs. California ... Played three snaps vs. UNLV ... After not playing against Fresno State, logged snaps in four straight weeks, including nine against San José State, seven at Utah State, seven vs. Hawai'i and three at Nevada ... Also saw action at Colorado State with six snaps.
- **2015 (Redshirt):** Utilized his redshirt season.
- **High School:** Led Jesuit High School in Sacramento, Calif., with 58 total tackles and four tackles for loss, along with two sacks, two interceptions and a fumble recovery as a senior according to MaxPreps ... Named first-team all-Delta League, first-team all-metro, team captain and team's defensive MVP as a senior ... Led the Marauders to a 9-3 overall record in 2014 and an appearance in the second round of the CIF Sac-Joaquin Section playoffs ... Played quarterback his junior season at Yuba City High, completing 89 of 173 pass attempts (51 percent) for 1,711 yards and 16 touchdowns, while rushing for 307 yards and eight scores ... A first-team all-Tri County Conference and all-area selection, and a team captain as a junior ... Helped lead the Honkers to an appearance in the third round of the CIF Sac-Joaquin playoffs in 2013 ... Also played rugby in high school.
- **Personal:** Isaac Pryde Lessard was born April 17, 1997, in Sacramento, Calif. ... Son of Norm and Noel Lessard ... Father, Norm, played college football at Fresno State ... Chose San Diego State over Sacramento State ... Is working on a master's degree in criminal justice.

Lessard's Career Statistics

Season	GP	GS	Rushing				Receiving						
			Att.	Yds.	TD	Lg. 100+	No.	Yds.	Avg.	TD	Lg.		
2016	8	0	0	0	0	0	0	0	0	0	0.0	0	0
2017	7	1	0	0	0	0	0	1	7	7.0	0	7	
2018	9	7	0	0	0	0	0	2	24	12.0	1	13	
2019	6	3	0	0	0	0	0	1	18	18.0	0	18	
Career	30	11	0	0	0	0	0	4	49	12.3	1	18	

Career Highs: Receptions: 1, four times; Receiving Yards: 18 vs. Wyoming (10/12/19); Receiving Touchdowns: 1 vs. Hawai'i (11/24/18); Long Reception: 18 vs. Wyoming (10/12/19).

2019 Highs: Receptions: 1 vs. Wyoming (10/12/19); Receiving Yards: 18 vs. Wyoming (10/12/19); Long Reception: 18 vs. Wyoming (10/12/19).

Lessard's Career Game-by-Game (Stats Only)

Date	Opponent	GP	GS	Rushing			Receiving			
				Att.	Yds.	Avg.	TD	No.	Yds.	TD
N.18.17	Nevada*	1	0	0	0	0.0	0	1	7	0
S.15.18	No. 23/25 Arizona State	1	1	0	0	0.0	0	1	11	0
N.24.18	Hawai'i*	1	0	0	0	0.0	0	1	13	1
O.12.19	Wyoming*	1	0	0	0	0.0	0	1	18	0

*Bold indicates season high. * - Mountain West game.*

#45 JESSE MATTHEWS

Wide Receiver • RS-Freshman • 6-0 • 190 • San Diego, Calif. • Christian HS

- **At San Diego State:** Solid route-runner who is coming off a fantastic spring campaign ... Has arguably the best vertical jump of the Aztec receivers ... A walk-on ... Entered fall camp as the No. 4 'Z' receiver, but worked himself into a starting role by the opener, where he is now heading into the Hawai'i game.
- **2019 (Freshman):** Has been named a Burlsworth Trophy nominee, which goes out to the most outstanding collegiate football player who began his career as a walk-on and has shown outstanding performance on the field ... Has started eight games and played in all 10 so far this season ... Has 37 catches for 412 yards (11.1 avg.) with a long of 29 yards ... Also has 11 punt returns for 78 yards (7.1 avg.) with a long of 25 yards and a 7-yard rush ... His 37 receptions and 412 receiving yards rank second on the team ... **vs. Weber State (Aug. 31)** ... Started the opener vs. Weber State in his first collegiate game, making three catches for 25 yards (8.3 avg.) with a long of 11 yards over 40 snaps ... **at UCLA (Sept. 7)** ... Had a career-high five catches for a career-best 59 yards (11.8 avg.) in a second straight start at UCLA, playing 62 snaps ... Had a career-long catch of 20 yards ... Had four of his five receptions for 41 yards in the first quarter and an 18-yard grab on a third-and-3 situation late in the fourth quarter, which led to a field goal that put the game away for SDSU ... Also started at punt returner for the first time of his career, but did not record a return ... **at New Mexico State (Sept. 14)** ... Started again at New Mexico State, making four catches for 31 yards (8.8 avg.) with a long of 10 yards ... The four receptions tied Elijah Kothe for the most on the team ... **vs. Utah State (Sept. 21)** ... Came off the bench for the first time against Utah State, playing 45 snaps ... Made a highlight reel diving 20-yard catch on a second-and-26 situation ... Also had his first career rush for seven yards and his first career punt return (13 yards), starting there for the second time ... **at Colorado State (Oct. 5)** ... Had two catches for 16 yards (8.0 avg.) with a long of eight yards in 33 snaps in a reserve role at Colorado State ... **vs. Wyoming (Oct. 12)** ... Had career highs of six catches and 73 yards (12.2 avg.) in a start against Wyoming, playing 55 snaps ... In the second half alone, caught five passes for 65 yards ... His biggest catch was a career-long 25-yard grab on a fourth-and-3 situation late in the fourth quarter ... It extended the drive and led to a 10-yard Juwan Washington touchdown run, which put the Aztecs on top for good ... The 12.2-yard average per catch was also a career best (min. 2 rec.) ... **at San José State (Oct. 19)** ... Had three catches for 22 yards (7.3 avg.) in 57 offensive snaps at San José State, while also handling a punt return for zero yards ... **at UNLV (Oct. 26)** ... Made two catches for 15 yards (7.5 avg.) in a start at UNLV, logging 34 snaps on the offensive side of the ball ... Also excelled as a punt returner, returning four for 48 yards (12.0 avg.) with a long of 25 yards ... Ended up setting career highs in punt returns (4), punt return yards (48), punt return average (12.0) and long punt return (25) ... **vs. Nevada (Nov. 9)** ... Caught three passes for 32 yards (10.7 avg.) with a long of 18 yards in a start and 60 snaps vs. Nevada ... Also returned three punts for 17 yards (5.7 avg.) with a long return of nine yards ... **vs. Fresno State (Nov. 15)** ... Had a career-high eight catches for a career-best 119 yards against Fresno State in a start and 65 snaps, being named to the Pro Football Focus Mountain West Team of the Week for the first time of his career ... Became the 86th different 100-yard receiver in program history (328th occasion overall) ... Also returned two punts for zero yards.
- **2018 (Redshirt):** Was named the team's offensive scout player of the year while using his redshirt campaign.
- **High School:** Was a two-year letter winner at nearby Christian High School in El Cajon, Calif. ... Helped the Patriots to a 8-3 record as a senior, including a 3-1 league mark ... Was a first-team all-league and all-county performer as a senior in 2017, when he had 57 catches for 888 yards (15.6 avg.) and 14 touchdowns (according to MaxPreps) ... Also was 2-for-2 passing for 102 yards and two touchdowns, while recording 35 tackles (25 solo), three interceptions and two fumble recoveries on defense ... Also was a shortstop on the baseball team and the point guard on the basketball squad.
- **Personal:** Jesse Thomas Eliseo Matthews was born Aug. 12, 1999, in San Diego ... Son of Tom and Jessica Matthews ... Is majoring in communication.

Matthews' Career Statistics

Receiving							
Season	GP	GS	Rec.	Yds.	Avg.	Long	TD
2019	10	8	37	412	11.1	29	0
Career	10	8	37	412	11.1	29	0

Punt Returns

Season	GP	GS	No.	Yds.	Avg.	Long	TD
2019	10	5	11	78	7.1	25	0
Career	10	5	11	78	7.1	25	0

Career/2019 Highs: Receptions: 8 vs. Fresno State (11/15/19); Receiving Yards: 119 vs. Fresno State (11/15/19); Long Reception: 29 vs. Fresno State (11/15/19); Carries: 1 vs. Utah State (9/21/19); Rushing Yards: 7vs. Utah State (9/21/19); Long Rush: 7 vs. Utah State (9/21/19); Punt Returns: 4 at UNLV (10/26/19); Punt Return Yards: 48 at UNLV (10/26/19); Long Punt Return: 25 at UNLV (10/26/19); All-Purpose Yards: 119 vs. Fresno State (11/15/19).

Matthews' Career Game-by-Game

Receiving									
Date	Opponent	GP	GS	No.	Yds.	Avg.	Lg.	TD	TD Lengths
A.31.19	Weber State	1	1	3	25	8.3	11	0	
S.7.19	at UCLA	1	1	5	59	11.8	20	0	
S.14.19	at New Mexico State	1	1	4	31	7.8	10	0	
S.21.19	Utah State*	1	0	1	20	20.0	20	0	
O.5.19	at Colorado State*	1	0	2	16	8.0	8	0	
O.12.19	Wyoming*	1	1	6	73	12.2	25	0	
O.19.19	at San José State*	1	1	3	22	7.3	10	0	
O.26.19	at UNLV*	1	1	2	15	7.5	10	0	
N.9.19	Nevada*	1	1	3	32	10.7	18	0	
N.15.19	Fresno State*	1	1	8	119	14.9	29	0	

Punt Returns									
Date	Opponent	GP	GS	No.	Yds.	Avg.	Lg.	TD	TD Lengths
A.31.19	Weber State	1		0	0	0.0	0	0	
S.7.19	at UCLA	1	*	0	0	0.0	0	0	
S.14.19	at New Mexico State	1		0	0	0.0	0	0	
S.21.19	Utah State*	1	*	1	13	13.0	13	0	
O.5.19	at Colorado State*	1		0	0	0.0	0	0	
O.12.19	Wyoming*	1		0	0	0.0	0	0	
O.19.19	at San José State*	1		1	0	0.0	0	0	
O.26.19	at UNLV*	1	*	4	48	12.0	25	0	
N.9.19	Nevada*	1	*	3	17	5.7	9	0	
N.15.19	Fresno State*	1	*	2	0	0.0	1	0	

*Bold indicates season high. * - Mountain West game. GS - * in this category the player was on the field the first time San Diego State was in the kick/punt return formation.*

#54 CADEN MCDONALD

Linebacker • Sophomore • 6-3 • 230 • Haslet, Texas • Northwest HS

- **At San Diego State:** Young, skilled linebacker who is coming off a solid spring campaign ... Played mainly on special teams last year, but should play more this year ... Enters the Hawai'i game as the starting "Sam" linebacker.
- **2019 (Sophomore):** Has played in 10 games, making seven starts ... Has 25 tackles (nine solo) with 3.5 tackles for loss, 0.5 sacks, an interception, a pass breakup, a fumble recovery, four quarterback hurries and a touchdown on special teams ... **Is tied for first in FBS in punt return touchdowns (1, off a blocked punt)** ... **vs. Weber State (Aug. 31)** ... Started the opener with Weber State for the first time of his career, making two tackles (one solo) in 35 snaps and adding a quarterback hurry ... **at UCLA (Sept. 7)** ... Had a career-high four tackles (three solo), including 0.5 tackles for loss, and a quarterback hurry in 52 snaps off the bench at UCLA after entering the game with four career stops in 14 games ... Also recovered a fumble after a Kyahva Tezino sack, his first of the career ... The turnover led to a Ryan Agnew 34-yard touchdown pass to Kobe Smith ... **at New Mexico State (Sept. 14)** ... Registered one assisted tackle in 17 snaps off the bench at New Mexico State ... **vs. Utah State (Sept. 21)** ... Had an assisted tackle, which went down as 0.5 TFL, and a quarterback hurry vs. Utah State in 16 snaps ... **at Colorado State (Oct. 5)** ... Started for the second time of his career at Colorado State, making a career-high-tying four tackles, including a career-high 1.5 tackles for loss and 0.5 sacks, in 41 snaps ... The 1/2 sack was the first of his career ... **vs. Wyoming (Oct. 12)** ... Came up with four tackles in a start across 48 snaps against Wyoming ... **at San José State (Oct. 19)** ... Started again at San José State, playing all 54 snaps, and making two tackles with an interception ... The interception, which was returned 11 yards, was the first of his career and set up SDSU for victory formation late in the fourth quarter ... **at UNLV (Oct. 26)** ... Had an assisted tackle and a pass breakup in a fourth straight start at UNLV in

69 defensive snaps, while recovering a blocked punt by Trenton Thompson for a touchdown ... It was SDSU's first block punt return for a touchdown since Thompson returned Kaelin Himphill's block vs. Air Force on Oct. 12, 2018 ... The touchdown gave SDSU a 14-0 lead ... **vs. Nevada (Nov. 9)** ... Earned the start once again vs. Nevada, making five tackles (three solo), including a tackle for loss, while playing all 56 snaps ... **vs. Fresno State (Nov. 15)** ... Had a solo tackle in a start and 30 snaps vs. Fresno State.

- **2018 (Freshman):** Played in the team's 13 games of the season, mainly on special teams ... Had two tackles (one solo) ... Logged 26 defensive snaps on the season ... Made his collegiate debut in the opener at No. 13/13 Stanford, but did not record a stat ... Played three snaps and on special teams ... Also played statless special teams time vs. Sacramento State ... Had his first career tackle against No. 23/25 Arizona State, making the stop on defense, where he played five snaps ... Had seven statless snaps vs. Eastern Michigan ... Did not record a stat in special teams action at rv/No. 24 Boise State, vs. Air Force and against San José State ... Played one defensive snap at Nevada ... Also played on special teams at New Mexico, against UNLV, at Fresno State and against Hawai'i ... Had an assisted tackle in 10 defensive snaps against Ohio in the DXL Frisco Bowl.
- **2017 (Redshirt):** Utilized his redshirt season.
- **High School:** Three-year letter winner at Northwest High School in Justin, Texas ... According to MaxPreps, recorded three interceptions, two fumble recoveries, a forced fumble and a blocked punt over his career ... Totaled a school-record 290 tackles over his career ... Was a first-team all-state selection ... Was a two-time first-team all-district pick ... Was an academic all-state honoree ... Named a Dallas-Fort Worth (DFW) defensive player-of-the-year nominee ... Was the team's defensive player of the year three times ... A three-star recruit by ESPN, 247sports and Scout, and a two-star recruit by Rivals ... Received a grade of 80 by 247sports and 72 from ESPN ... Scout had him as the 10th-best linebacker recruit in the talent-rich state of Texas 2017 recruiting class ... Also was a four-year letter winner for the track & field team, qualifying for the state meet, as well as the district, area and regional championships.
- **Personal:** Caden Blaine McDonald was born Aug. 13, 1998, in Phoenix, Ariz. ... Son of Mike and Jill McDonald ... Picked SDSU over numerous other offers, including Army West Point, Air Force, North Texas, UTSA, Bowling Green, Fresno State, Northwestern State, Lamar, Brown, Cornell and Penn ... A kinesiology major with an emphasis as a fitness specialist.

McDonald's Career Statistics

Season	GP	GS	UA	A	TT	TFL	Sk	Int.	PBU	FF	FR
2018	13	0	1	1	2	0.0	0.0	0	0	0	0
2019	10	7	9	16	25	3.5	0.5	1	1	0	1
Career	23	7	10	17	27	3.5	0.5	1	1	0	1

Career/2019 Highs: Tackles: 5 vs. Nevada (11/9/19); Tackles For Loss: 1.5 at Colorado State (10/5/19); Sacks: 0.5 at Colorado State (10/5/19); Interceptions: 1 at San José State (10/19/19); Pass Breakups: 1 at UNLV (10/26/19); Fumble Recoveries: 1 at UCLA (9/7/19).

McDonald's Career Game-by-Game

Date	Opponent	GP	GS	UA	A	TT	TFL	Sk	Int.	PBU	FF	FR
A.31.18	at No. 13/13 Stanford	1	0	0	0	0	0.0	0.0	0	0	0	0
S.8.18	Sacramento State	1	0	0	0	0	0.0	0.0	0	0	0	0
S.15.18	No. 23/25 Arizona State	1	0	1	0	1	0.0	0.0	0	0	0	0
S.22.18	Eastern Michigan	1	0	0	0	0	0.0	0.0	0	0	0	0
O.6.18	at rv/No. 24 Boise State*	1	0	0	0	0	0.0	0.0	0	0	0	0
O.12.18	Air Force*	1	0	0	0	0	0.0	0.0	0	0	0	0
O.20.18	San José State*	1	0	0	0	0	0.0	0.0	0	0	0	0
O.27.18	at Nevada*	1	0	0	0	0	0.0	0.0	0	0	0	0
N.3.18	at New Mexico*	1	0	0	0	0	0.0	0.0	0	0	0	0
N.10.18	UNLV*	1	0	0	0	0	0.0	0.0	0	0	0	0
N.17.18	at Fresno State*	1	0	0	0	0	0.0	0.0	0	0	0	0
N.24.18	Hawai'i*	1	0	0	0	0	0.0	0.0	0	0	0	0
D.19.18	vs. Ohio#	1	0	0	1	1	0.0	0.0	0	0	0	0
A.31.19	Weber State	1	1	1	1	2	0.0	0.0	0	0	0	0
S.7.19	at UCLA	1	0	3	1	4	0.5	0.0	0	0	0	1
S.14.19	at New Mexico State	1	0	0	1	1	0.0	0.0	0	0	0	0
S.21.19	Utah State*	1	0	0	1	1	0.5	0.0	0	0	0	0
O.5.19	at Colorado State*	1	1	1	3	4	1.5	0.5	0	0	0	0
O.12.19	Wyoming*	1	1	0	4	4	0.0	0.0	0	0	0	0
O.19.19	at San José State*	1	1	0	2	2	0.0	0.0	1	0	0	0
O.26.19	at UNLV*	1	1	0	1	1	0.0	0.0	0	1	0	0

Date	Opponent	GP	GS	UA	A	TT	TFL	Sk	Int.	PBU	FF	FR
N.9.19	Nevada*	1	1	3	2	5	1.0	0.0	0	0	0	0
N.15.19	Fresno State*	1	1	1	0	1	0.0	0.0	0	0	0	0

*Bold indicates season high. * - Mountain West game. # - 2018 DXL Frisco Bowl (Toyota Stadium; Frisco, Texas).*

#33 PATRICK MCMORRIS

Aztec • TR-Freshman • 6-0 • 180 • Santa Ana, Calif. • Santa Ana HS

- **At San Diego State:** Has impressed the coaching staff in his first college camp ... Enters the Hawai'i game as the backup at the signature Aztec position in Rocky Long's 3-3-5 defense.
- **2019 (True Freshman):** Has played in six games this season on special teams without recording a stat ... Logged special teams snaps in the opener with Weber State and at UCLA, but did not find the stat sheet ... Did not play at New Mexico State, against Utah State, at Colorado State or vs. Wyoming ... Came back to play on special teams at San José State, at UNLV, vs. Nevada and vs. Fresno State.
- **High School:** Spent one season at Santa Ana High School, where he led the team to a 10-3 record and 5-0 league mark en route to a conference crown ... Ran for 1,801 yards and 23 touchdowns on 141 carries (12.8 avg.) in 2018, while catching 17 passes for 375 yards (22.1 avg.) and another two scores, according to MaxPreps ... On the defensive side, recorded 99 tackles and two interceptions, while returning eight punts for 187 yards (23.4 avg.) on special teams ... Spent his previous two years (2016-17) at Godinez High School in Santa Ana, Calif., where he rushed for 2,287 yards on 354 carries (6.5 avg.) and 28 touchdowns, caught 28 passes for 272 yards (9.7 avg.) and two touchdowns, and had 53 tackles, five interceptions, one forced fumble, one fumble recovery and one pass breakup ... A three-star recruit by 247sports, receiving a grade of 80.
- **Personal:** Picked San Diego State over Cal Poly, Sacramento State and Weber State ... Is undecided on a major.

McMorris' Career Statistics

Season	GP	GS	UA	A	TT	TFL	Sk	Int.	PBU	FF	FR
2019	6	0	0	0	0	0.0	0.0	0	0	0	0
Career	6	0	0	0	0	0.0	0.0	0	0	0	0

Career/2019 Highs:

#58 CONNOR MITCHELL

Defensive End • Sophomore • 6-5 • 260 • Island Lakes, Ill. • Wauconda HS

- **At San Diego State:** Young, athletic defensive end who continues to learn the 3-3-5 defense ... Signed with the 2017 class out of high school and joined the Aztecs early for the spring season ... Was a defensive tackle in 2017, but moved to defensive end for the 2018 season where he backed up senior Anthony Luke with teammate Keshawn Banks ... Enters the Hawai'i game as the backup to senior Myles Cheatum at one of the defensive end positions.
- **2019 (Sophomore):** Has played in all 10 games on the season, making three tackles (two solo), including a 3-yard loss ... **vs. Weber State (Aug. 31)** ... Played six statless snaps against Weber State in the opener and 13 at UCLA ... **at New Mexico State (Sept. 14)** ... Had a 3-yard tackle for loss in 16 snaps off the bench at New Mexico State ... Was held off the stat sheet in 14 snaps off the bench vs. Utah State, in 13 snaps at Colorado State and in three snaps vs. Wyoming ... **at San José State (Oct. 19)** ... Made two tackles (one solo) in 17 offensive snaps at San José State ... **at UNLV (Oct. 26)** ... Played 18 statless snaps at UNLV ... **vs. Nevada (Nov. 9)** ... Also did not record a stat in 14 snaps against Nevada ... **vs. Fresno State (Nov. 15)** ... Didn't find the stat sheet in 20 snaps off the bench vs. Fresno State.
- **2018 (Freshman):** Played in all 13 games on the season, making eight tackles (four solo), including a tackle for loss, and three quarterback hurries in 229 snaps ... Logged his first collegiate snaps (21) in the opener at No. 13/13 Stanford ... Had his first stat - a solo tackle - the following week against Sacramento State across 17 snaps ... Did not find the stat sheet in playing time in 17 snaps against No. 23/25 Arizona State ... Had 15 snaps without recording a stat vs. Eastern Michigan ... Had two tackles (one solo) in 20 snaps at rv/No. 24 Boise State ... Recorded a career-high three tackles (two solo) with a tackle for loss in 35 snaps against Air Force ... Did not find the stat sheet in 17 snaps against San José State ... Played 20 snaps on defense at Nevada, making one assisted tackle ... Did not record a stat in nine snaps at New Mexico ... Played 12 snaps vs. UNLV without finding the stat sheet ... Had a solo tackle in 11

snaps at Fresno State ... Logged nine snaps vs. Hawai'i, registering a quarterback hurry ... Played 22 snaps in the Frisco Bowl vs. Ohio, where he had two quarterback hurries.

- **2017 (Redshirt):** Ended up redshirting his first season at SDSU.
- **High School:** Earned three letters at Wauconda High School in Wauconda, Ill. ... Was an all-state, all-area, all-conference and the team MVP for the Bulldogs ... Led the league in sacks as a senior ... Helped lead Wauconda HS to two playoff appearances over this three years ... A three-star recruit by Rivals and a two-star recruit by Scout ... Also earned all-academic honors with at least a 3.5 GPA each semester ... Also played baseball with the Bulldogs.
- **Personal:** Connor Mitchell was born March 23, 1998, in Barrington, Ill. ... Son of Andy and Becky Mitchell ... Was also recruited by Air Force, Boise State, Colorado, North Carolina, Purdue and Northwestern ... Is majoring in communication.

Mitchell's Career Statistics

Season	GP	GS	UA	A	TT	TFL	Sk	Int.	PBU	FF	FR
2018	13	0	4	4	8	1.0	0.0	0	0	0	0
2019	10	0	2	1	3	1.0	0.0	0	0	0	0
Career	23	0	6	5	11	2.0	0.0	0	0	0	0

Career Highs: Tackles: 3 vs. Air Force (10/12/18); Tackles For Loss: 1.0 at New Mexico State (9/14/19), vs. Air Force (10/12/18).

2019 Highs: Tackles: 2 at San José State (10/19/19); Tackles For Loss: 1.0 at New Mexico State (9/14/19).

Mitchell's Career Game-by-Game

Date	Opponent	GP	GS	UA	A	TT	TFL	Sk.	Int.	PBU	FF	FR
A.31.18	at No. 13/13 Stanford	1	0	0	0	0	0.0	0.0	0	0	0	0
S.8.18	Sacramento State	1	0	1	0	1	0.0	0.0	0	0	0	0
S.15.18	No. 23/25 Arizona State	1	0	0	0	0	0.0	0.0	0	0	0	0
S.22.18	Eastern Michigan	1	0	0	0	0	0.0	0.0	0	0	0	0
O.6.18	at rv/No. 24 Boise State*	1	0	1	1	2	0.0	0.0	0	0	0	0
O.12.18	Air Force*	1	0	2	1	3	1.0	0.0	0	0	0	0
O.20.18	San José State*	1	0	0	0	0	0.0	0.0	0	0	0	0
O.27.18	at Nevada*	1	0	0	1	1	0.0	0.0	0	0	0	0
N.3.18	at New Mexico*	1	0	0	0	0	0.0	0.0	0	0	0	0
N.10.18	UNLV*	1	0	0	0	0	0.0	0.0	0	0	0	0
N.17.18	at Fresno State*	1	0	0	1	1	0.0	0.0	0	0	0	0
N.24.18	Hawai'i*	1	0	0	0	0	0.0	0.0	0	0	0	0
D.19.18	vs. Ohio#	1	0	0	0	0	0.0	0.0	0	0	0	0
A.31.19	Weber State	1	0	0	0	0	0.0	0.0	0	0	0	0
S.7.19	at UCLA	1	0	0	0	0	0.0	0.0	0	0	0	0
S.14.19	at New Mexico State	1	0	1	0	1	1.0	0.0	0	0	0	0
S.21.19	Utah State*	1	0	0	0	0	0.0	0.0	0	0	0	0
O.5.19	at Colorado State*	1	0	0	0	0	0.0	0.0	0	0	0	0
O.12.19	Wyoming*	1	0	0	0	0	0.0	0.0	0	0	0	0
O.19.19	at San José State*	1	0	1	1	2	0.0	0.0	0	0	0	0
O.26.19	at UNLV*	1	0	0	0	0	0.0	0.0	0	0	0	0
N.9.19	Nevada*	1	0	0	0	0	0.0	0.0	0	0	0	0
N.25.19	Fresno State*	1	0	0	0	0	0.0	0.0	0	0	0	0

*Bold indicates season high. * - Mountain West game. # - 2018 DXL Frisco Bowl (Toyota Stadium; Frisco, Texas).*

#13 ISAIAH RICHARDSON

Wide Receiver • Sophomore • 6-1 • 190 • Palmdale, Calif. • Chaminade Prep

- **At San Diego State:** Speedy, athletic receiver who is not afraid of contact ... Burst onto the scene with three catches for 58 yards in his first career game against Ohio in the 2018 DXL Frisco Bowl ... Enters the weekend second on the depth chart at the 'Z' receiver position ... Also plays on special teams.
- **2019 (Sophomore):** Has played in all 10 games in a reserve role ... Has eight catches for 106 yards (13.2 avg.) with a 49-yard touchdown ... **vs. Weber State (Aug. 31)** ... Played nine snaps off the bench against Weber State in the opener without recording a stat ... **at UCLA (Sept. 7)** ... Then logged two statless snaps at UCLA, while seeing time on special teams ... **at New Mexico State (Sept. 14)** ... Played 12 statless snaps at New Mexico State ... **vs. Utah State (Sept. 21)** ... Had a productive game in just 12 snaps vs. Utah State, making three catches for a career-high 65 yards (21.7 avg.) with a 49-yard touchdown ... The touchdown

was the first of his career, while the three receptions tied a career best ... The 49-yard catch from Ryan Agnew was SDSU's longest play this season ... The touchdown brought the Aztecs to within six points at 23-17 late in the fourth quarter ... **at Colorado State (Oct. 5)** ... Made a 5-yard grab in 11 snaps at Colorado State ... **vs. Wyoming (Oct. 12)** ... Did not make a catch in 16 snaps against Wyoming ... **at San José State (Oct. 19)** ... Caught an 8-yard pass at San José State in 16 snaps, which went for a first down ... **at UNLV (Oct. 26)** ... Logged 19 statless snaps at UNLV ... **vs. Nevada (Nov. 9)** ... Made a 11-yard grab in 14 snaps vs. Nevada ... **vs. Fresno State (Nov. 15)** ... Had two catches for 17 yards (8.5 avg.) in 31 snaps against Fresno State with a long of nine yards.

- **2018 (Freshman):** Made the most out of his one appearance, making three catches for 58 yards (19.3 avg.) with a long of 30 yards ... Did not play the first 12 games of the season, but was on the travel squad for games vs. Air Force, San José State, Fresno State and Hawai'i ... Made his first career appearance against Ohio in the DXL Frisco Bowl, making three catches for 58 yards (19.3 avg.) with a long of 30 yards in just nine snaps.
- **2017 (Redshirt):** Redshirted his first year at San Diego State.
- **High School:** Earned three varsity letters at Chaminade College Preparatory School in West Hills, Calif. ... Caught 23 passes for 259 yards and one touchdown during his junior season ... Earned second-team all-Mission League honors ... Was listed as a three-star recruit by ESPN and Scout, and a two-star recruit by Rivals and 247sports ... Received a grade of 79 by 247sports and a 71 by ESPN ... Ranked 27th among wide receiver prospects in the state of California and 39th in the West by Scout ... Also competed in basketball and track and field as a prep.
- **Personal:** Michael Isaiah Richardson was born May 23, 1999, in San Diego, Calif. ... Son of Michael and Evette Richardson ... Drew interest from Washington, Colorado, Oregon State, Fresno State and San José State during the recruiting process ... Is majoring in kinesiology with an emphasis as a fitness specialist.

Richardson's Career Statistics

Receiving

Season	GP	GS	Rec.	Yds.	Avg.	Long	TD
2018	1	0	3	58	19.3	30	0
2019	10	0	8	106	13.2	49	1
Career	11	0	11	164	14.9	49	1

Career Highs: Receptions: 3 vs. Utah State (9/21/19), vs. Ohio (12/19/18); Receiving Yards: 65 vs. Utah State (9/21/19); Receiving Touchdowns: 1 vs. Utah State (9/21/19); Long Reception: 49 vs. Utah State (9/21/19).

2019 Highs: Receptions: 3 vs. Utah State (9/21/19); Receiving Yards: 65 vs. Utah State (9/21/19); Receiving Touchdowns: 1 vs. Utah State (9/21/19); Long Reception: 49 vs. Utah State (9/21/19).

Richardson's Career Game-by-Game (Games Played Only)

Receiving

Date	Opponent	GP	GS	No.	Yds.	Avg.	Lg.	TD	TD Lengths
D.19.18	vs. Ohio#	1	0	3	58	19.3	30	0	
A.31.19	Weber State	1	0	0	0	0.0	0	0	
S.7.19	at UCLA	1	0	0	0	0.0	0	0	
S.14.19	at New Mexico State	1	0	0	0	0.0	0	0	
S.21.19	Utah State*	1	0	3	65	21.7	49	1	49
O.5.19	at Colorado State*	1	0	1	5	5.0	5	0	
O.12.19	Wyoming*	1	0	0	0	0.0	0	0	
O.19.19	at San José State*	1	0	1	8	8.0	8	0	
O.26.19	at UNLV*	1	0	0	0	0.0	0	0	
N.9.19	Nevada*	1	0	1	11	11.0	11	0	
N.15.19	Fresno State*	1	0	2	17	8.5	9	0	

*Bold indicates season high. * - Mountain West game. # - 2018 DXL Frisco Bowl (Toyota Stadium; Frisco, Texas).*

#20 RASHAD SCOTT

Warrior • Sophomore • 6-2 • 195 • San Diego, Calif. • Helix HS

- **At San Diego State:** Young, smart player who logged time on special teams last year ... After the spring was second on the depth chart at the signature 'Aztec' position in Rocky Long' 3-3-5 defense, but suffered an offseason injury and only recently began playing again ... Is listed as the backup Field Warrior to Tariq Thompson heading into the Hawai'i game ... Also sees time on special teams.

- **2019 (Sophomore):** Has played in five games on the season, missing the first four with an offseason injury and the San Jose State with another injury ... Has two tackles (one solo) and a fumble recovery ... Missed the games with Weber State, UCLA, New Mexico State and Utah State ... Returned to play on special teams at Colorado State ... **vs. Wyoming (Oct. 12)** ... Came up with a solo tackle and a fumble recovery on an Aztec punt against Wyoming ... The fumble recovery was the first of his career ... Did not travel for the San José State game ... **at UNLV (Oct. 26)** ... Returned to play at UNLV, making an assisted tackle in his first career two defensive snaps ... **vs. Nevada (Nov. 9)** ... Played one defensive snap and on special teams against Nevada ... Played on special teams without recording a stat vs. Fresno State.
- **2018 (True Freshman):** Played in the final 11 games of the season as a true freshman, making one tackle on special teams ... Was on the travel squad for all 13 games ... Did not play at No. 13/13 Stanford or against Sacramento State ... Made his debut on special teams vs. No. 23/25 Arizona State and played the final 10 after the ASU game ... Lone tackle was a solo stop at Fresno State.
- **High School:** Lettered three years at nearby Helix High School in La Mesa, Calif. ... Helped the Highlanders to a 34-7 (.829) record over the three years, including a state championship appearance and 13-2 record in 2017 ... Had eight interceptions and 11 pass deflections in 2017 on defense ... A three-star recruit as an athlete by Rivals and a three-star recruit at wide receiver by 247sports.
- **Personal:** Rashad Dewayne Scott was born Nov. 8, 2000, in San Diego ... Son of Rickey and Caroline Scott ... According to Rivals, chose the Aztecs over other offers from Fresno State, Brigham Young, Wyoming, Utah State, UNLV, Hawai'i and San José State ... Undecided on a major.

Scott's Career Statistics

Season	GP	GS	UA	A	TT	TFL	Sk	Int.	PBU	FF	FR
2018	11	0	1	0	1	0.0	0.0	0	0	0	0
2019	6	0	1	1	2	0.0	0.0	0	0	0	1
Career	17	0	2	1	3	0.0	0.0	0	0	0	1

Career Highs: Tackles: 1 at UNLV (10/26/19), vs. Wyoming (10/12/19), at Fresno State (11/17/18); Fumble Recoveries: 1 vs. Wyoming (10/12/19).

2019 Highs: Tackles: 1 at UNLV (10/26/19), vs. Wyoming (10/12/19); Fumble Recoveries: 1 vs. Wyoming (10/12/19).

Scott's Career Game-by-Game (Stats Only)

Date	Opponent	GP	GS	UA	A	TT	TFL	Sk.	Int.	PBU	FF	FR
N.17.18	at Fresno State	1	0	1	0	1	0.0	0.0	0	0	0	0
0.12.19	Wyoming*	1	0	1	0	1	0.0	0.0	0	0	0	1
0.26.19	at UNLV*	1	0	0	1	1	0.0	0.0	0	0	0	0

*Bold indicates season high. * - Mountain West game.*

#46 MICHAEL SHAWCROFT

Linebacker • TR-Freshman • 6-2 • 225 • San Diego, Calif. • Helix HS

- **At San Diego State:** True freshman, who has impressed the coaching staff early with his speed and tenacity ... Is listed second on the depth chart at middle linebacker behind MW Defensive Player-of-the-Year candidate Kyahva Tezino.
- **2019 (True Freshman):** Has played on special teams in the team's 10 games and three snaps on the defensive side ... Has five tackles (three solo) ... Leads the Aztecs with five tackles on special teams ... Logged special teams snaps in his first career game in the opener with Weber State, making one tackle on the punt unit ... Also played on special teams at UCLA, New Mexico State and Utah State without recording a stat ... Played his first career snaps on defense, logging three statless ones at Colorado State ... Played statless time on special teams vs. Wyoming ... Logged a solo stop at San José State on the punt unit ... Did not record a stat at UNLV ... Had an assisted tackle against Nevada on special teams ... Had a pair of tackles (one solo) on special teams vs. Fresno State.
- **High School:** Played three seasons at nearby Helix High School in La Mesa, the same high school as current Aztecs Carson Baker and Rashad Scott ... Scored seven touchdowns over his high school career on offense (according to MaxPreps, which didn't list defensive stats) ... Led Helix HS to five shutouts in 2017 ... Was the 2018 CIF San Diego Section Defensive Player of the Year and a two-time all-CIF first-team selection (2017-18) ... Was a three-star recruit by ESPN and 247sports, and a two-star prospect by Rivals ... Received a grade of 81 by 247sports and 75 by ESPN.
- **Personal:** Michael Anthony Shawcroft was born Nov. 30, 2000, in San Diego, Calif. ... Son of

Jack and Liz Shawcroft... Committed to the Aztecs early in the process over offers from Army West Point, Utah State, Nevada, Hawai'i, Air Force, UNLV, Brown, Columbia, Dartmouth, Harvard, Penn, Princeton, Yale and Holy Cross ... Is planning on majoring in physics with career plans of becoming an astronomer.

Shawcroft's Career Statistics

Season	GP	GS	UA	A	TT	TFL	Sk	Int.	PBU	FF	FR
2019	10	0	3	2	5	0.0	0.0	0	0	0	0
Career	10	0	3	2	5	0.0	0.0	0	0	0	0

Career/2019 Highs: Tackles: 2 vs. Fresno State (11/15/19).

Shawcroft's Career Game-by-Game (Stats Only)

Date	Opponent	GP	GS	UA	A	TT	TFL	Sk.	Int.	PBU	FF	FR
A.31.19	Weber State	1	0	1	0	1	0.0	0.0	0	0	0	0
0.19.19	at San José State*	1	0	1	0	1	0.0	0.0	0	0	0	0
N.9.19	Nevada*	1	0	0	1	1	0.0	0.0	0	0	0	0
N.15.19	Fresno State*	1	0	1	1	2	0.0	0.0	0	0	0	0

*Bold indicates season high. * - Mountain West game.*

#92 KOBE SMITH

Wide Receiver • Sophomore • 6-2 • 190 • Compton, Calif. • Junipero Serra HS

- **At San Diego State:** Played right away as a true freshman in 2018 after a fantastic fall camp ... Has great hands and is a good route runner ... Also sees action in the punt return game ... Enters the weekend as the starting 'X' receiver position.
- **Sophomore (2019):** Has played in the team's 10 games this season, starting the last seven contests ... Has 48 receptions for 580 yards (12.1 avg.) and four touchdowns ... Leads SDSU in catches (48), yards (580) and touchdown catches (4) ... Ranks eighth in the Mountain West in receptions per game (4.80) and tied for 10th in receiving touchdowns (4) ... Has four touchdown catches in 10 games, one more than the top Aztec receivers had all last season (Tim Wilson Jr. and Fred Trevillion, 3) ... **vs. Weber State (Aug. 31)** ... Saw action in the opener with Weber State, making an 8-yard grab in 25 snaps off the bench ... **at UCLA (Sept. 7)** ... Had a career-game at UCLA, setting career highs with seven receptions, 131 yards and 18.7 catch average, while scoring his first career touchdown ... Became the 85th different 100-yard receiver in program history (325th occasion overall) ... Was named to the Pro Football Focus Mountain West Team of the Week for the first time of his career ... Entered the game with nine career receptions for 121 yards ... The 34-yard touchdown catch put SDSU up, 17-7, in the third quarter and was the longest reception of his career ... **at New Mexico State (Sept. 14)** ... Had three catches for 26 yards (8.7 avg.) with a long of 13 yards at New Mexico State in 16 snaps ... **vs. Utah State (Sept. 21)** ... Earned his first start of the season and third of his career vs. Utah State, making seven catches for 102 yards and a touchdown ... The seven catches tied a career high, while the 102 yards were the second most of his career ... The 25-yard touchdown reception was his second of the season (and career) and came on a fourth-and-16 situation ... **at Colorado State (Oct. 5)** ... Had another big game in a start at Colorado State with seven receptions for 101 yards and two touchdowns, being named to the Pro Football Focus Mountain West Team of the Week ... Became the first Aztec with back-to-back 100-yard receiving games since Ezell Ruffin had three straight in 2013 ... Is now one of 40 players in program history with at least three 100-yard receiving games ... It was his third 100-yard receiving game over the previous four contests ... The touchdowns were his third and fourth of the season (and career) ... The seven receptions tied a career best ... **vs. Wyoming (Oct. 12)** ... Caught five passes for 39 yards (7.8 avg.) with a long of 18 yards in a start against Wyoming ... Was on the field in 65 of the team's 72 snaps vs. the Cowboys ... **at San José State (Oct. 19)** ... Started again at San José State, recording four catches for 29 yards (7.3 avg.) with a long of nine yards in 61 snap ... **at UNLV (Oct. 26)** ... Had seven catches for 78 yards (11.1 avg.) with a long catch of 26 yards in 40 snaps in a start at UNLV ... Caught seven passes for a fourth time this season ... **vs. Nevada (Nov. 9)** ... Had a game-high five catches for 40 yards (8.0 avg.) with a long of 12 yards in a start and 55 snaps against Nevada ... **vs. Fresno State (Nov. 15)** ... Has two catches for 26 yards (13.0 avg.) in a start and 25 snaps against Fresno State with a long of 19 yards.
- **True Freshman (2018):** Played in 12 games at wide receiver, starting twice ... Had nine catches for 113 yards (12.6 avg.) with a long of 32 yards ... Came in for eight snaps in the opener at No. 13/13 Stanford, but did not record a stat ... Recorded his first career catch - a 5-yarder - in playing time (10 snaps) against Sacramento State ... Did not record a stat in three snaps against No. 23/25 Arizona State ... Had a career high two catches for 27 yards (13.5

avg.) with a long of 16 vs. Eastern Michigan, logging 11 offensive snaps ... Did not find the stat sheet in 14 snaps at rv/No. 24 Boise State, while fair catching punts after an earlier fumble by another player ... Had a key 32-yard catch on a third-and-5 late in the fourth quarter against Air Force ... SDSU eventually scored on the drive to hold onto a 21-17 victory ... Ended up setting career highs in receiving yards (32) and long reception (32) ... Earned his first career start against San José State, but did not make a catch ... Had a 10-yard catch at Nevada, logging 21 snaps ... Played 12 statless snaps at New Mexico ... Tied a career high with two catches for 14 yards (7.0 avg.) in just nine snaps vs. UNLV ... Started for the second time of his career at Fresno State, but did not register a stat ... Did not play for the first time of his career against Hawai'i ... Tied a career high with two catches for 25 yards (12.5 avg.) with a long of 18 vs. Ohio in the DXL Frisco Bowl over 18 snaps.

- **High School:** Played four seasons of varsity at Junipero Serra High School in Gardena, Calif. ... According to MaxPreps, finished with 119 receptions over the last three years for 1,914 yards (16.1 avg.) and 17 touchdowns ... Over his final two seasons totaled 107 catches for 1,689 yards (15.8 avg.) and 13 touchdowns ... Earned all-league honors each of his final three years ... A consensus three-star recruit by Rivals, 247sports and ESPN ... Received an ESPN scout grade of 78.
- **Personal:** Kobe L. Smith was born July 27, 2000, in Compton, Calif. ... Son of Anthony Smith and Julia Boyer ... According to Rivals, picked the Aztecs over other offers from USC, Notre Dame, Oregon, Washington State, Nebraska, Arizona, Fresno State, Oregon State, Rutgers, Illinois and San José State ... Is a communication major.

K. Smith's Career Statistics

Receiving

Season	GP	GS	Rec.	Yds.	Avg.	Long	TD
2018	12	2	9	113	12.6	32	0
2019	10	7	48	580	12.1	42	4
Career	22	9	57	693	12.2	42	4

Career/2019 Highs: Receptions: 7, four times; Receiving Yards: 131 at UCLA (9/7/19); Receiving Touchdowns: 2 at Colorado State (10/5/19); Long Reception: 42 at Colorado State (10/5/19).

K. Smith's Career Game-by-Game

Receiving

Date	Opponent	GP	GS	No.	Yds.	Avg.	Lg.	TD	TD Lengths
A.31.18	at No. 13/13 Stanford	1	0	0	0	0.0	0	0	
S.8.18	Sacramento State	1	0	1	5	5.0	5	0	
S.15.18	No. 23/25 Arizona State	1	0	0	0	0.0	0	0	
S.22.18	Eastern Michigan	1	0	2	27	13.5	16	0	
O.6.18	at rv/No. 24 Boise State*	1	0	0	0	0.0	0	0	
O.12.18	Air Force*	1	0	1	32	32.0	32	0	
O.20.18	San José State*	1	1	0	0	0.0	0	0	
O.27.18	at Nevada*	1	0	1	10	10.0	10	0	
N.3.18	at New Mexico*	1	0	0	0	0.0	0	0	
N.10.18	UNLV*	1	0	2	14	7.0	8	0	
N.17.18	at Fresno State*	1	1	0	0	0.0	0	0	
N.24.18	Hawai'i*	--- Did Not Play ---							
D.19.18	vs. Ohio#	1	0	2	25	12.5	18	0	
A.31.19	Weber State	1	0	1	8	8.0	8	0	
S.7.19	at UCLA	1	0	7	131	18.7	34	1	34
S.14.19	at New Mexico State	1	0	3	26	8.7	13	0	
S.21.19	Utah State*	1	1	7	102	14.6	25	1	25
O.5.19	at Colorado State*	1	1	7	101	14.4	42	2	8, 8
O.12.19	Wyoming*	1	1	5	39	6.8	19	0	
O.19.19	at San José State*	1	1	4	29	7.3	9	0	
O.26.19	at UNLV*	1	1	7	78	11.1	26	0	
N.9.19	Nevada*	1	1	5	40	8.0	12	0	
N.15.19	Fresno State*	1	1	2	26	13.0	19	0	

*Bold indicates season high. * - Mountain West game. # - 2018 DXL Frisco Bowl (Toyota Stadium; Frisco, Texas).*

#71 KYLE SPALDING

Left Tackle • Junior • 6-6 • 300 • McKinleyville, Calif. • McKinleyville HS

- **At San Diego State:** Was recruited to SDSU as a tight end, but moved to offensive line in the fall of 2017 ... Continues to get bigger and has seen more action as his career has worn on ... Enters the Hawai'i game in a battle for the starting left tackle spot with Jacob Capra.
- **2019 (Junior):** Started the team's first seven games at left tackle and eight on the season, while playing in all 10 games ... Made his first career start at left tackle in the opener with Weber State and his fourth start overall ... Started again at UCLA, at New Mexico State, against Utah State, at Colorado State and vs. Wyoming ... Also started at San José State, playing 24 snaps before being subbed out ... Played on special teams at UNLV ... Played four snaps in big packages and on the field goal/PAT unit against Nevada ... Started at left tackle and played all 85 snaps vs. Fresno State.
- **2018 (Sophomore):** Played in all 13 games, mainly on special teams ... Did start the final three games of the season at right tackle ... Played on special teams at No. 13/13 Stanford, and against Sacramento State, No. 23/25 Arizona State, Eastern Michigan, at rv/No. 24 Boise State, Air Force, San José State, at Nevada, at New Mexico and vs. UNLV ... Started for the first time of his career at Fresno State, playing all 49 snaps at right tackle where he posted the second-highest grade on the offensive line (according to Pro Football Focus) ... Started again against Hawai'i and vs. Ohio in the DXL Frisco Bowl.
- **2017 (Freshman):** Played in three games during the season, totaling 44 snaps (according to Pro Football Focus) off the bench ... Did not play in the first eight games of the season ... Made his collegiate debut at Hawai'i, logging six snaps ... Followed with 36 snaps at San José State ... Did not play against Nevada ... Logged two snaps vs. New Mexico ... Did not play in the Armed Forces Bowl vs. Army West Point.
- **2016 (Redshirt):** Redshirted his first season as a tight end.
- **High School:** Earned two letters at McKinleyville High School in McKinleyville, Calif. ... Played quarterback for the Panthers, going 352-for-617 for 5,103 yards and 54 touchdowns against just 15 interceptions over his final two years (according to MaxPreps) ... Also added 960 yards on the ground on 255 carries and an additional 22 scores ... Punted for McKinleyville at times as well, averaging 36.8 yards per boot on 30 career punts ... Was an all-county selection and team MVP ... A two-star recruit by both Rivals and Scout ... Also a three-year letter winner on the baseball team and a one-time basketball letter winner ... A scholar-athlete
- **Personal:** Kyle Lucas Spalding was born Aug. 8, 1998, in Port Huron, Mich. ... Son of Warren and Carla Spalding ... Also received an offer from Nevada and Humboldt State ... Is majoring in criminal justice.

Spalding's Career Statistics

Season	GP	GS
2017	3	0
2018	13	3
2019	10	8
Career	26	11

Spalding's Career Game-by-Game

Date	Opponent	GP	GS/POS
S.2.17	UC Davis		--- Did Not Play ---
S.9.17	at Arizona State		--- Did Not Play ---
S.16.17	No. 19/19 Stanford		--- Did Not Play ---
S.23.17	at Air Force*		--- Did Not Play ---
S.30.17	Northern Illinois		--- Did Not Play ---
O.7.17	at UNLV*		--- Did Not Play ---
O.14.17	Boise State*		--- Did Not Play ---
O.21.17	Fresno State*		--- Did Not Play ---
O.28.17	at Hawai'i*	1	
N.4.17	at San José State*	1	
N.18.17	Nevada*		--- Did Not Play ---
N.24.17	New Mexico*	1	
D.23.17	vs. Army West Point+		--- Did Not Play ---
A.31.18	at No. 13/13 Stanford	1	
S.8.18	Sacramento State	1	
S.15.18	No. 23/25 Arizona State	1	
S.22.18	Eastern Michigan	1	
O.6.18	at rv/No. 24 Boise State*	1	
O.12.18	Air Force*	1	

Date	Opponent	GP	GS/POS
0.20.18	San José State*	1	
0.27.18	at Nevada*	1	
N.3.18	at New Mexico*	1	
N.10.18	UNLV*	1	
N.17.18	at Fresno State*	1	RT
N.24.18	Hawai'i*	1	RT
D.19.18	vs. Ohio#	1	RT
A.31.19	Weber State	1	LT
S.7.19	at UCLA	1	LT
S.14.19	at New Mexico State	1	LT
S.21.19	Utah State*	1	LT
0.5.19	at Colorado State*	1	LT
0.12.19	Wyoming*	1	LT
0.19.19	at San José State*	1	LT
0.26.19	at UNLV*	1	
N.9.19	Nevada*	1	
N.15.19	Fresno State*	1	LT

* - Mountain West game. + - 2017 Lockheed Martin Armed Forces Bowl (Amon Carter Stadium; Fort Worth, Texas). # - 2018 DXL Frisco Bowl (Toyota Stadium; Frisco, Texas).

#66 JONAH TAVAI (tuh-VIE)

DT • Sophomore • 6-0 • 315 • Manhattan Beach, Calif. • El Camino College

- **At San Diego State:** Has contributed right away, playing right away after starting fall camp late in the fall ... Big body, who continues to learn the 3-3-5 defense ... Enters the weekend second on the depth chart behind Cameron Thomas.
- **2019 (Sophomore):** Has played all 10 games off the bench ... Has 12 tackles (four solo), including 1.0 tackles for loss and 0.5 sacks ... **vs. Weber State (Aug. 31)** ... Had a solo tackle in the opener against Weber State in six snaps ... **at UCLA (Sept. 7)** ... Also had a solo stop in 14 snaps at UCLA ... **at New Mexico State (Sept. 14)** ... Played six statless snaps at New Mexico State ... **vs. Utah State (Sept. 21)** ... Had a pair of solo tackles against Utah State in 18 snaps ... **at Colorado State (Oct. 5)** ... Registered an assisted stop in 11 snaps at Colorado State ... **vs. Wyoming (Oct. 12)** ... Played three snaps without recording a stat vs. Wyoming ... **at San José State (Oct. 19)** ... Had two assisted tackles, including 0.5 tackles for loss, in 10 snaps at San José State ... **at UNLV (Oct. 26)** ... Had a career-high three tackles at UNLV, along with his first piece of a sack (0.5) and 0.5 tackles for loss in 16 snaps ... **vs. Nevada (Nov. 9)** ... Played nine snaps vs. Nevada without recording a stat ... **vs. Fresno State (Nov. 15)** ... Recorded two assisted tackles in 16 snaps vs. Fresno State.
- **2017 (at El Camino College):** Spent one year at El Camino College, where he was a second-team all-league pick and an honorable-mention All-American ... Helped the Warriors make the semifinals of the state playoffs.
- **High School:** Was a three-year letter winner at Mira Costa High School, but played four years, starting as a 13-year-old freshman ... Was a three-time first-team all-league pick ... Also was the league's MVP and defensive MVP ... Was a two-time all-area honoree and an all-CIF selection ... Also was a Top 25 high school rugby player for two years ... Also competed on the track and field team as a thrower.
- **Personal:** Jonah David Tavai born Dec. 13, 2000, in Inglewood, Calif. ... Son of William and Nafanva Tavai ... Brother, Jahlani, is a linebacker for the Detroit Lions, while another brother, Justus, plays defensive line for Hawai'i ... Picked the Aztecs over other offers from Iowa State and San José State, among others ... Undecided on a major.

Tavai's Career Statistics

Season	GP	GS	UA	A	TT	TFL	Sk	Int.	PBU	FF	FR
2019	10	0	4	8	12	1.0	0.5	0	0	0	0
Career	10	0	4	8	12	1.0	0.5	0	0	0	0

Career/2019 Highs: Tackles: 3 at UNLV (10/26/19); Tackles For Loss: 0.5 at UNLV (10/26/19), at San José State (10/19/19); Sacks: 0.5 at UNLV (10/26/19).

Tavai's Career Game-by-Game

Date	Opponent	GP	GS	UA	A	TT	TFL	Sk	Int.	PBU	FF	FR
A.31.19	Weber State	1	0	1	0	1	0.0	0.0	0	0	0	0
S.7.19	at UCLA	1	0	1	0	1	0.0	0.0	0	0	0	0
S.14.19	at New Mexico State	1	0	0	0	0	0.0	0.0	0	0	0	0

Date	Opponent	GP	GS	UA	A	TT	TFL	Sk	Int.	PBU	FF	FR
S.21.19	Utah State*	1	0	2	0	2	0.0	0.0	0	0	0	0
0.5.19	at Colorado State*	1	0	1	0	1	0.0	0.0	0	0	0	0
0.12.19	Wyoming*	1	0	0	0	0	0.0	0.0	0	0	0	0
0.19.19	at San José State*	1	0	0	2	2	0.5	0.0	0	0	0	0
0.26.19	at UNLV*	1	0	0	3	3	0.5	0.5	0	0	0	0
N.9.19	Nevada*	1	0	0	0	0	0.0	0.0	0	0	0	0
N.15.19	Fresno State*	1	0	0	2	2	0.0	0.0	0	0	0	0

*Bold indicates season high. * - Mountain West game.*

#44 KYAHVA TEZINO (key-AH-va Tuh-ZEENO)

Linebacker • Senior • 6-0 • 235 • Los Angeles, Calif. • Salesian HS

- **At San Diego State:** Explosive athlete, who enters his final season as an All-America and Mountain West Defensive Player-of-the-Year candidate ... Broke out with a solid second half of the season in 2017 as a sophomore ... Then had a dominant 2018 season ... Numbers over his last 28 games (all starts) - 267 tackles and 29.0 tackles for loss; numbers over his first 17 games (no starts) - eight tackles and 1.5 tackle for loss ... Has led the team or tied for the team lead in tackles 18 times for his career (all over the last 28 games), including four times this year and in 10 of the 13 games last season ... Has 11 double-digit tackle games for his career, including three this year.
- **2019 (Senior):** Has been named to three national preseason watch lists, including the Chuck Bednarik Award (college defensive player of the year), Bronko Nagurski Award (defensive player of the year) and the Butkus Award (nation's best linebacker) ... Also has been chosen to the College Football America Group of 5 Starting Lineup ... Has been selected preseason first-team all-Mountain West by the league's media, Athlon Sports and Phil Steele Magazine ... Was deemed the 11th-rated draft eligible outside linebacker by Phil Steele Magazine ... Has been chosen as a captain by his teammates ... Has 84 tackles (36 solo), 8.5 tackles for loss, 3.0 sacks, two forced fumbles, an interception, two pass breakups and 17 quarterback hurries ... Leads the team in tackles (84), quarterback hurries (17) and tackles on rush plays (59), 22 more than No. 2 on the team ... Ranks fourth in the Mountain West in tackles per game (8.40, 42nd in FBS) and tied for 10th in forced fumbles per game (0.20) ... Has been named to the Pro Football Focus Mountain West Team of the Week four times this year ... **vs. Weber State (Aug. 31)** ... Had six tackles (three solo) in a start in the opener with Weber State, adding a pass breakup and a quarterback hurry ... **at UCLA (Sept. 7)** ... Was named the Mountain West Defensive Player of the Week for the second time of his career, and also to the Pro Football Focus National Second-Team of the Week and the PFF MW Team of the Week for his play at UCLA when he came up with nine tackles (seven solo), to go along with one sack, 1.5 tackles for loss, a forced fumble and a quarterback hurry at UCLA ... The forced fumble was the first of his career ... **at New Mexico State (Sept. 14)** ... Registered seven tackles (three solo) with his first career interception and two quarterback hurries in a start at New Mexico State ... Named to the Pro Football Focus MW Team of the Week for a second straight week ... **vs. Utah State (Sept. 21)** ... Had eight tackles (five solo), including a 2-yard tackle for loss, and an impressive four quarterback hurries vs. Utah State ... **at Colorado State (Oct. 5)** ... Had a big game at Colorado State, making 13 tackles, including 2.5 tackles for loss, an 11-yard sack, a forced fumble and two quarterback hurries ... Finished with season highs in tackles (13) and tackles for loss (2.5), while tying season bests with a sack and a forced fumble ... **vs. Wyoming (Oct. 12)** ... Came up with six tackles and a quarterback hurry vs. Wyoming ... **at San José State (Oct. 19)** ... Had a team-high 10 tackles, including 0.5 tackles for loss, and two quarterback hurries at San José State, being named to the Pro Football Focus Mountain West Team of the Week ... **at UNLV (Oct. 26)** ... Had 10 tackles (four solo) and two quarterback hurries at UNLV ... Recorded his second straight double-digit tackle game, third of the season and 11th of his career ... **vs. Nevada (Nov. 9)** ... Had nine tackles, a sack, 2.5 tackles for loss and a quarterback hurry against Nevada, while being named to the Pro Football Focus Mountain West Team of the Week ... Tied for the team lead in tackles, making it 18 times he has led the team or tied for the team lead in tackles (all over the last 27 games) ... The 2.5 TFL tied a season high ... **vs. Fresno State (Nov. 15)** ... Came up with six tackles, including 0.5 tackles for loss, and a quarterback hurry against Fresno State.
- **2018 (Junior):** Earned first-team all-Mountain West honors by the league's head coaches and media ... Was named to the Pro Football Focus Mountain West Defensive Team of the Year ... Racked up numerous awards at the team's banquet, including the John Simcox Memorial Trophy Most Valuable Player, the Byron H. Chase Memorial Trophy Defensive Player of the Year and a Dr. R. Hardy/C.E. Peterson Memorial Trophy Captain Award ... Was a preseason fourth-team all-Mountain West selection by Athlon Sports ... Started the team's 13 games ... Had 127

tackles (70 solo), including 14.5 tackles for loss, 8.5 sacks and 17 quarterback hurries, all which led the team ... His 127 tackles were 24 more than No. 2 on the team and a remarkable 67 more than No. 3 ... His 127 tackles were the third most among an Aztec junior in program history and the eighth most in SDSU single-season history ... Also had two pass breakups ... Led SDSU in tackles on rush plays (96) ... Ranked 29th in FBS (1st in MW) in solo tackles per game (5.38), 26th (4th in MW) in tackles per game (9.77) and 35th (3rd in MW) in sacks per game (0.65) ... Was a team captain in five games ... Played in all 884 of the team's snaps on defense, the only player on either side of the ball to play every snap ... Had two different three-game streaks on the season with at least 10 tackles ... Opened his season with his third consecutive double-digit tackle game, recording 11 with 0.5 tackles for loss and a QBH at No. 13/13 Stanford ... For his efforts, was named to the Pro Football Focus Mountain West Team of the Week ... Tied for the team lead with seven stops (six solo), a 4-yard tackle for loss and two quarterback hurries in a start vs. Sacramento State ... Was named to the Pro Football Focus Mountain West Team of the Week for a second straight game ... Had another good game vs. No. 23/25 Arizona State, making nine tackles (five solo), two tackles for loss and a 2-yard sack ... The nine tackles led the team ... Came up with five tackles (three solo) and a pair of quarterback hurries in a start against Eastern Michigan ... Had a monster game at rv/No. 24 Boise State, making seven tackles (four solo), including a 7-yard sack (and TFL) and five quarterback hurries ... Was named the Mountain West Defensive Player of the Week for the first time of his career for his play against Air Force, posting a game- and season-high 15 tackles, including 10 solo stops, while adding a pass breakup and a quarterback hurry ... The 15 tackles were the second most of his career (17 vs. Army West Point on Dec. 23, 2017) ... Had a game-high 12 tackles, including eight solo stops, and 0.5 tackles for loss in a start as a captain against San José State ... Had six tackles (three solo) with one going for a loss in a start at Nevada, while adding a quarterback hurry ... Was named the Mountain West Defensive Player of the Week for the second time of the season at New Mexico, recording game highs of 12 tackles, 2.5 sacks, 3.5 tackles for loss and a quarterback hurry ... Both the 2.5 sacks and 3.5 tackles for loss were career highs ... Helped limit the Lobos to just 142 total yards, New Mexico's fewest since gaining 127 at Texas Tech on Sept. 15, 2012 and fewest in a home game since totaling 130 vs. No. 4 TCU on Nov. 27, 2010 ... Had a game-high 14 tackles (nine solo), a tackle for loss and two quarterback hurries in the start vs. UNLV ... Made a game-high 15 tackles, including a 4-yard sack (and tackle for loss), and added a pass breakup at Fresno State ... Had another good game vs. Hawai'i as a team captain, making seven solo tackles, including two sacks (and two tackles for loss) for 14 yards ... The seven tackles tied Parker Baldwin for the most on the team ... Registered seven tackles with two quarterback hurries vs. Ohio in the DXL Frisco Bowl.

- **2017 (Sophomore):** Played in 11 of the team's 13 games with five starts, all over the final five games ... Had 59 tackles (35 solo), six tackles for loss, two sacks, a pass breakup and six quarterback hurries ... Played in the opener vs. UC Davis, at Arizona State and vs. No. 19/19 Stanford without making the stat sheet ... Did not play at Air Force ... Played three snaps on defense against Northern Illinois without recording a stat ... Had an assisted tackle at UNLV ... Did not play vs. Boise State ... Had two tackles (both solo) vs. Fresno State ... Had a then career-high and team-high seven tackles in his first career start at Hawai'i after entering the game with eight total tackles in the first 17 games of his career ... Also added his first two quarterback hurries ... Had another big game the following week in a second straight start at San José State, making a then career-high nine tackles (six solo), a career-best two sacks, a then career-high 2.5 tackles for loss and two quarterback hurries ... For his efforts was named to the Pro Football Focus MW Team of the Week ... Registered nine tackles (five solo) with a 2-yard tackle for loss, a pass breakup and two quarterback hurries in a third straight start vs. Nevada ... Had a then career-high 14 tackles and tied a career high with 2.5 tackles for loss in a start vs. New Mexico ... Had a career-high 17 tackles with a quarterback hurry for loss against Army West Point in the Armed Forces Bowl, earning all-bowl honors from Sports Illustrated ... The 17 tackles were the most by an Aztec since Corey Boudreaux (21) and Andrew Preston (18) on Oct 11, 2008 vs. Air Force ... It was his second straight game with double-digits in tackles.
- **2016 (Freshman):** Played in 11 of the team's 14 games, mainly on special teams ... Had five tackles (two solo), including 1.5 sacks (and tackles for loss) for seven yards ... Played in the first three games of the season, including his first three defensive snaps in the opener against New Hampshire ... Did not play in the team's next three games ... Had his first career tackle - a 5-yard sack - in three snaps vs. San José State ... Had a career-high four tackles, including 0.5 sacks (and 0.5 TFL) in a career-best 18 snaps at Utah State ... Played his final three defensive snaps of the season the following week vs. Hawai'i without recording a stat ... Also played statless time at Nevada, at Wyoming, vs. Colorado State, at Wyoming in the Mountain West Championship and against Houston in the Las Vegas Bowl.
- **2015 (Redshirt):** Redshirted his first year at SDSU, where he was named the team's defensive

scout player of the year.

- **High School:** Starred on both sides of the ball in his three-year career at Salesian High School in Los Angeles, rushing for 1,704 yards and 13 touchdowns on 178 attempts (9.6 avg.) on offense and making 343 tackles (293 solo) and nine interceptions ... Led the team in tackles all three seasons, making 112 (99 solo) in 2014, 122 (96 solo) in 2013 and 109 (98 solo) in 2012 ... Rushed for 1,063 yards and six touchdowns on 115 carries (9.2 avg.) as a senior and 513 rushing yards and six touchdowns on 51 carries (10.1 avg.) as a junior ... Led the Mustangs to a 23-4 (.852) record from 2012-13 ... Was a four-star recruit by all four of the major recruiting services - ESPN, Rivals, Scout and 247sports ... Among linebackers, was rated as the 16th best by ESPN, 18th best by 247sports, 19th best by ESPN and 20th by Scout ... Received a grade of 93 by 247sports and an 81 by ESPN.
- **Personal:** Kyahva Montrell Tezino was born June 21, 1997, in Los Angeles, Calif. ... Son Charles and Kelly Tezino ... Picked the Aztecs over numerous offers, including Boise State, California, Arizona, Arizona State, Colorado, Colorado State, Miami (Fla.), SMU, UCLA, Utah, Washington, Washington State and Wisconsin ... Is majoring in interdisciplinary studies.

Tezino's Career Statistics

Season	GP	GS	UA	A	TT	TFL	Sk	Int.	PBU	FF	FR
2016	11	0	2	3	5	1.5	1.5	0	0	0	0
2017	11	5	35	24	59	6.0	2.0	0	1	0	0
2018	13	13	70	57	127	14.5	8.5	0	2	0	0
2019	10	10	36	48	84	8.5	3.0	1	1	2	0
Career	45	28	143	132	275	30.5	15.0	1	4	2	0

Career Highs: Tackles: 17 vs. Army West Point (12/23/17); Tackles For Loss: 3.5 at New Mexico (11/3/18); Sacks: 2.5 at New Mexico (11/3/18); Interceptions: 1 at New Mexico State (9/14/19); Pass Breakups: 1, four times; Forced Fumbles: 1 at Colorado State (10/5/19), at UCLA (9/7/19).

2019 Highs: Tackles: 13 at Colorado State (10/5/19); Tackles for Loss: 2.5 vs. Nevada (11/9/19), at Colorado State (10/5/19); Sacks: 1.0 vs. Nevada (11/9/19), at Colorado State (10/5/19), at UCLA (9/7/19); Interceptions: 1 at New Mexico State (9/14/19); Pass Breakups: 1 vs. Weber State (8/31/19); Forced Fumbles: 1 at Colorado State (10/5/19), at UCLA (9/7/19).

Tezino's Career Game-by-Game

Date	Opponent	GP	GS	UA	A	TT	TFL	Sk.	Int.	PBU	FF	FR
S.3.16	New Hampshire	1	0	0	0	0	0.0	0.0	0	0	0	0
S.10.16	California	1	0	0	0	0	0.0	0.0	0	0	0	0
S.17.16	at Northern Illinois	1	0	0	0	0	0.0	0.0	0	0	0	0
O.1.16	at South Alabama	--- Did Not Play ---										
O.8.16	UNLV*	--- Did Not Play ---										
O.14.16	at Fresno State*	--- Did Not Play ---										
O.21.16	San José State*	1	0	1	0	1	1.0	1.0	0	0	0	0
O.28.16	at Utah State*	1	0	2	2	4	0.5	0.0	0	0	0	0
N.5.16	Hawai'i*	1	0	0	0	0	0.0	0.0	0	0	0	0
N.12.16	at Nevada*	1	0	0	0	0	0.0	0.0	0	0	0	0
N.19.16	at Wyoming*	1	0	0	0	0	0.0	0.0	0	0	0	0
N.26.16	Colorado State*	1	0	0	0	0	0.0	0.0	0	0	0	0
D.3.16	at Wyoming@	1	0	0	0	0	0.0	0.0	0	0	0	0
D.17.16	vs. Houston^	1	0	0	0	0	0.0	0.0	0	0	0	0
S.2.17	UC Davis	1	0	0	0	0	0.0	0.0	0	0	0	0
S.9.17	at Arizona State	1	0	0	0	0	0.0	0.0	0	0	0	0
S.16.17	No. 19/19 Stanford	1	0	0	0	0	0.0	0.0	0	0	0	0
S.23.17	at Air Force*	--- Did Not Play ---										
S.30.17	Northern Illinois	1	0	0	0	0	0.0	0.0	0	0	0	0
O.7.17	at UNLV	1	0	0	1	1	0.0	0.0	0	0	0	0
O.14.17	Boise State*	--- Did Not Play ---										
O.21.17	Fresno State*	1	0	2	0	2	0.0	0.0	0	0	0	0
O.28.17	at Hawai'i*	1	1	4	3	7	0.0	0.0	0	0	0	0
N.4.17	at San José State*	1	1	6	3	9	2.5	2.0	0	0	0	0
N.18.17	Nevada*	1	1	5	5	9	1.0	0.0	0	1	0	0
N.24.17	New Mexico*	1	1	7	7	14	2.5	0.0	0	0	0	0
D.23.17	vs. Army West Point+	1	1	11	6	17	0.0	0.0	0	0	0	0
A.31.18	at No. 13/13 Stanford	1	1	4	7	11	0.5	0.0	0	0	0	0
S.8.18	Sacramento State	1	1	2	5	7	1.0	1.0	0	0	0	0
S.15.18	No. 23/25 Arizona State	1	1	5	4	9	2.0	1.0	0	0	0	0

Date	Opponent	GP	GS	UA	A	TT	TFL	Sk.	Int.	PBU	FF	FR
S.22.18	Eastern Michigan	1	1	3	2	5	0.0	0.0	0	0	0	0
O.6.18	at rv/No. 24 Boise State*	1	1	4	3	7	1.0	1.0	0	0	0	0
O.12.18	Air Force*	1	1	10	5	15	1.0	0.0	0	1	0	0
O.20.18	San José State*	1	1	8	4	12	0.5	0.0	0	0	0	0
O.27.18	at Nevada*	1	1	3	3	6	1.0	0.0	0	0	0	0
N.3.18	at New Mexico*	1	1	7	5	12	3.5	2.5	0	0	0	0
N.10.18	UNLV*	1	1	9	5	14	1.0	0.0	0	0	0	0
N.17.18	at Fresno State*	1	1	5	10	15	1.0	1.0	0	1	0	0
N.24.18	Hawai'i*	1	1	7	0	7	2.0	2.0	0	0	0	0
D.19.18	vs. Ohio#	1	1	3	4	7	0.0	0.0	0	0	0	0
A.31.19	Weber State	1	1	3	3	6	0.0	0.0	0	1	0	0
S.7.19	at UCLA	1	1	7	2	9	1.5	1.0	0	0	1	0
S.14.19	at New Mexico State	1	1	3	4	7	0.0	0.0	1	0	0	0
S.21.19	Utah State*	1	1	5	3	8	1.0	0.0	0	0	0	0
O.5.19	at Colorado State*	1	1	4	9	13	2.5	1.0	0	0	1	0
O.12.19	Wyoming*	1	1	2	4	6	0.0	0.0	0	0	0	0
O.19.19	at San José State*	1	1	3	7	10	0.5	0.0	0	0	0	0
O.26.19	at UNLV*	1	1	4	6	10	0.0	0.0	0	0	0	0
N.9.19	Nevada*	1	1	5	4	9	2.5	1.5	0	0	0	0
N.15.19	Fresno State*	1	1	0	6	6	0.5	0.0	0	0	0	0

*Bold indicates season high. * - Mountain West game. @ - 2016 Mountain West Championship (War Memorial Stadium; Laramie, Wyo.). ^ - 2016 Las Vegas Bowl (Sam Boyd Stadium; Las Vegas, Nev.). + - 2017 Lockheed Martin Armed Forces Bowl (Amon Carter Stadium; Fort Worth, Texas). # - 2018 DXL Frisco Bowl (Toyota Stadium; Frisco, Texas).*

#65 CAMERON THOMAS

Defensive Tackle • RS-Freshman • 6-5 • 260 • Carlsbad, Calif. • Carlsbad HS

- **At San Diego State:** Young, athletic linemen with a ton of potential ... An excellent pass rusher ... Entered 2019 as the starting defensive tackle, despite not having yet played a snap on defense.
- **2019 (Freshman):** Has started the team's 10 games at defensive tackle ... Has 40 tackles, including 7.5 tackles for loss, 4.5 sacks, a forced fumble, two pass breakups and seven quarterback hurries ... Has been named to the Pro Football Focus Mountain West Team of the Week four times this season ... **vs. Weber State (Aug. 31)** ... Started the opener at defensive tackle against Weber State, playing 39 snaps and recording a pass breakup ... **at UCLA (Sept. 7)** ... Had his first four tackles (two solo) and 0.5 tackles for loss in a start at UCLA, logging 39 snaps ... **at New Mexico State (Sept. 14)** ... Had a big game in 49 snaps in a start at New Mexico State, making a career-high six tackles, and a career-best 1.5 sacks and 1.5 tackles for loss ... The 1.5 sacks were the first of his career ... **vs. Utah State (Sept. 21)** ... Made five tackles (two solo), including a 3-yard tackle for loss, with a quarterback hurry in a start and 56 snaps vs. Utah State ... **at Colorado State (Oct. 5)** ... Registered four tackles, including 0.5 sacks and 0.5 tackles for loss, in a start and 37 snaps at Colorado State, where he was named to the Pro Football Focus Mountain West Team of the Week ... **vs. Wyoming (Oct. 12)** ... Came up with six tackles (three solo) and two quarterback hurries in 51 of 54 snaps against Wyoming, being named to the Pro Football Focus Mountain West Team of the Week ... The six tackles tied a career high ... **at San José State (Oct. 19)** ... Registered four tackles (two solo) with 1.5 tackles for loss, 0.5 sacks and three quarterback hurries at San Jose State in 37 snaps, making the Pro Football Focus Mountain West Team of the Week for a third straight week ... **at UNLV (Oct. 26)** ... Came up with two assisted tackles in 57 snaps at UNLV ... **vs. Nevada (Nov. 9)** ... Registered six tackles (four solo), including a 7-yard sack (and tackle for loss), a pass breakup and a quarterback hurry in 47 snaps as a starter vs. Nevada, being named to the Pro Football Focus Mountain West Team of the Week ... The six tackles tied a career high ... **vs. Fresno State (Nov. 15)** ... Had three tackles, a sack, 1.5 tackles for loss and a forced fumble in 40 snaps as a starter against Fresno State ... The forced fumble was the first of his career.
- **2018 (Redshirt):** Was on the travel squad for three games ... Played on special teams against Ohio in the DXL Frisco Bowl, still saving his redshirt season by playing in only one game.
- **High School:** Played three years at local Carlsbad High School in Carlsbad, Calif. ... According to MaxPreps, recorded 88 tackles the final two years to go along with five tackles for loss, 9.5 sacks, a pass deflection and a fumble recovery ... On offense as a tight end had 22 receptions for 294 yards (13.4 avg.) and four touchdowns ... A three-star recruit by 247sports and a two-star recruit by Rivals.

- **Personal:** Cameron Thomas was born Jan. 7, 2000, in San Diego ... Son of Mike and Wendy Thomas ... Older brother, Zachary, started two games last year on the offensive line ... Also received offers from Oregon State, Wyoming and Navy ... Is undecided on a major.

C. Thomas' Career Statistics

Season	GP	GS	UA	A	TT	TFL	Sk	Int.	PBU	FF	FR
2018	1	0	0	0	0	0.0	0.0	0	0	0	0
2019	10	10	16	24	40	7.5	4.5	0	2	1	0
Career	11	10	16	24	40	7.5	4.5	0	2	1	0

Career/2019 Highs: Tackles: 6 vs. Nevada (11/9/19), vs. Wyoming (10/12/19), at New Mexico State (9/14/19); Tackles For Loss: 1.5 vs. Fresno State (11/15/19), at San José State (10/19/19), at New Mexico State (9/14/19); Sacks: 1.5 at New Mexico State (9/14/19); Pass Breakups: 1 vs. Nevada (11/9/19), vs. Weber State (8/31/19); Forced Fumbles: 1 vs. Fresno State (11/15/19).

C. Thomas' Career Game-by-Game

Date	Opponent	GP	GS	UA	A	TT	TFL	Sk.	Int.	PBU	FF	FR
D.19.18	vs. Ohio#	1	0	0	0	0	0.0	0.0	0	0	0	0
A.31.19	Weber State	1	1	0	0	0	0.0	0.0	0	1	0	0
S.7.19	at UCLA	1	1	2	2	4	0.5	0.0	0	0	0	0
S.14.19	at New Mexico State	1	1	1	5	6	1.5	1.5	0	0	0	0
S.21.19	Utah State*	1	1	2	3	5	1.0	0.0	0	0	0	0
O.5.19	at Colorado State*	1	1	1	3	4	0.5	0.5	0	0	0	0
O.12.19	Wyoming*	1	1	3	3	3	0.0	0.0	0	0	0	0
O.19.19	at San José State*	1	1	2	2	4	1.5	0.5	0	0	0	0
O.26.19	at UNLV*	1	1	0	2	2	0.0	0.0	0	0	0	0
N.9.19	Nevada*	1	1	4	2	6	1.0	1.0	0	1	0	0
N.25.19	Fresno State*	1	1	1	2	3	1.5	1.0	0	0	1	0

*Bold indicates season high. * - Mountain West game. # - 2018 DXL Frisco Bowl (Toyota Stadium; Frisco, Texas).*

#76 ZACHARY THOMAS

Offensive Tackle • Junior • 6-5 • 300 • Carlsbad, Calif. • Carlsbad HS

- **At San Diego State:** A local lineman out of Carlsbad High School who was in the mix for playing time in 2018 after working as a reserve in 2017 ... Has solid technique ... Entered 2018 as the projected starting right tackle, but can also play guard ... Tore his ACL in the third game of the 2018 season (his second straight start) and missed all of the 2019 spring season ... Started the season as the backup left tackle, but is now expected to start at right tackle this weekend at Hawai'i.
- **2019 (Junior):** Has played in nine of the team's 10 games, starting the last six at right tackle ... Did not play in the opener vs. Weber State ... Played on special teams (PAT/FG) the next three games at UCLA, New Mexico State and vs. Utah State ... Earned his first start of the season, first at offensive tackle and third of his career at Colorado State ... Started again at right tackle vs. Wyoming and at San José State ... Started at UNLV, where he was named to the Pro Football Focus Mountain West Team of the Week ... Also started vs. Nevada and against Fresno State.
- **2018 (Sophomore):** Played in the first three games of the season, starting twice at right guard ... Played in the opener at No. 13/13 Stanford in big package situations and on special teams ... Earned this first career start at right guard in the home opener vs. Sacramento State ... Also started at right guard vs. No. 23/25 Arizona State before exiting early with a knee injury ... Missed the rest of the season with the injury.
- **2017 (Freshman):** Played in all 13 games as a reserve ... Also came into block on PATs and field goals ... Logged 31 snaps on offense on the season, according to Pro Football Focus ... Played six snaps at Hawai'i, 23 at San José State and two against New Mexico.
- **2016 (Redshirt):** Redshirted his first year behind an offensive line that started four seniors and a junior.
- **High School:** Two-year letter winner at Carlsbad (Calif.) High School ... Alongside fellow 2016 recruit Troy Cassidy, helped lead Carlsbad to an Avocado West League championship and perfect 4-0 mark in league play in 2015 ... All-CIF San Diego Section first team offense and Avocado West League first team honoree his senior season after recording 47 tackles (4.7 per game), 34 solo, and a team-high 11 tackles for loss, according to MaxPreps ... Made three sacks ... Five or more solo tackles in three contests ... Notched two tackles for loss in four of 10 games ... A two-star recruit by Rivals and Scout ... Played in the Alex Spanos All-Star Football Classic.

• **Personal:** Zachary Robert Thomas was born May 26, 1998, in San Diego ... Son of Mike and Wendy Thomas ... Brother, Cameron, is a defensive lineman on the team ... Also received offers from Colorado State, Nevada, New Mexico and UNLV ... Is majoring in interdisciplinary studies.

Za. Thomas' Career Statistics

Season	GP	GS
2017	13	0
2018	3	2
2019	9	6
Career	25	8

Za. Thomas' Career Game-by-Game

Date	Opponent	GP	GS/POS
S.2.17	UC Davis	1	
S.9.17	at Arizona State	1	
S.16.17	No. 19/19 Stanford	1	
S.23.17	at Air Force*	1	
S.30.17	Northern Illinois	1	
O.7.17	at UNLV*	1	
O.14.17	Boise State*	1	
O.21.17	Fresno State*	1	
O.28.17	at Hawai'i*	1	
N.4.17	at San José State*	1	
N.18.17	Nevada*	1	
N.24.17	New Mexico*	1	
D.23.17	vs. Army West Point+	1	
A.31.18	at No. 13/13 Stanford	1	
S.8.18	Sacramento State	1	RG
S.15.18	No. 23/25 Arizona State	1	RG
S.22.18	Eastern Michigan	---	Did Not Play - Inj. ---
O.6.18	at rv/No. 24 Boise State*	---	Did Not Play - Inj. ---
O.12.18	Air Force*	---	Did Not Play - Inj. ---
O.20.18	San José State*	---	Did Not Play - Inj. ---
O.27.18	at Nevada*	---	Did Not Play - Inj. ---
N.3.18	at New Mexico*	---	Did Not Play - Inj. ---
N.10.18	UNLV*	---	Did Not Play - Inj. ---
N.17.18	at Fresno State*	---	Did Not Play - Inj. ---
N.24.18	Hawai'i*	---	Did Not Play - Inj. ---
D.19.18	vs. Ohio#	---	Did Not Play - Inj. ---
A.31.19	Weber State	---	Did Not Play - Inj. ---
S.7.19	at UCLA	1	
S.14.19	at New Mexico State	1	
S.21.19	Utah State*	1	
O.5.19	at Colorado State*	1	RT
O.12.19	Wyoming*	1	RT
O.19.19	at San José State*	1	RT
O.26.19	at UNLV*	1	RT
N.9.19	Nevada*	1	RT
N.15.19	Fresno State*	1	RT

* - Mountain West game. + - 2017 Lockheed Martin Armed Forces Bowl (Amon Carter Stadium; Fort Worth, Texas). # - 2018 DXL Frisco Bowl (Toyota Stadium; Frisco, Texas).

#14 TARIQ THOMPSON (tah-REEK)

Field Warrior • Junior • 6-0 • 200 • San Diego, Calif. • St. Augustine HS

• **At San Diego State:** Athletic safety who impressed the coaching staff in fall camp in 2017 as a true freshman and started right away ... Reads the offense extremely well ... Is good in pass coverage ... Always seems to come up with the big play ... Will start at Field Warrior in Rocky Long's 3-3-5 defense ... Has started all 36 games since coming to San Diego State in 2017, which is the longest streak on either side of the ball ... Has the most career starts among any player on the Aztec defense (36) ... Is tied for fifth among active FBS players in interceptions (9) and T-16th in interceptions per game (0.25) ... Father, Tracy, played safety at San Diego State from 1982-85.

• **2019 (Junior):** Was on the Jim Thorpe Award Watch List, which goes out to the best defensive back in the country ... Has been chosen as a preseason first-team all-Mountain West selection by the league's media, Athlon Sports and Phil Steele Magazine ... Phil Steele Magazine has him as the eight-rated draft eligible free safety ... Has started the team's 10 games this season at Field Warrior ... Has 39 tackles (30 solo), two tackles for loss, eight pass breakups, two fumble recoveries for 48 yards and two interceptions ... Is tied for the Mountain West lead (T-16th in FBS) with two fumble recoveries and tied for seventh with 1.00 passes defended (INT + PBU) per game ... vs. Weber State (Aug. 31) ... Started for the 27th straight game at Field Warrior vs. Weber State, making five tackles (four solo), three pass breakups and an interceptions ... For his efforts, was named to the Pro Football Focus Mountain West Team of the Week ... The three PBU's tied a career high ... at UCLA (Sept. 7) ... Had another good outing at UCLA, recording six solo tackles, a fumble recovery and a pass breakup ... at New Mexico State (Sept. 14) ... Had two assisted tackles and returned a fumble 45 yards in the fourth quarter to effectively seal a 31-10 San Diego State win ... It was his second straight game with a fumble recovery ... vs. Utah State (Sept. 21) ... Came up with six tackles (five solo) and a 2-yard tackle for loss in a start vs. Utah State ... at Colorado State (Oct. 5) ... Had three tackles (one solo) and two pass breakups in a start at Colorado State ... vs. Wyoming (Oct. 12) ... Had four tackles (all solo) and a pass breakup vs. Wyoming en route to being named to the Pro Football Focus Mountain West Team of the Week ... at San José State (Oct. 19) ... Made four stops (three solo) with a pass breakup at San José State ... at UNLV (Oct. 26) ... Had two tackles (one solo) at UNLV, playing 70 of the 73 snaps ... Missed three snaps because of an injury, the first snaps he has missed all season ... vs. Nevada (Nov. 9) ... Had four tackles (three solo) in a start vs. Nevada ... vs. Fresno State (Nov. 15) ... Came up with three solo stops, a tackle for loss and an interception in a start vs. Fresno State ... The interception was his second this season and ninth of his career.

• **2018 (Sophomore):** Was named a second-team all-Mountain West selection for the second straight season, voted on by the league's coaches and media ... Also landed on the Pro Football Focus Mountain West Defensive Team of the Year for the second straight season ... Was a pre-season first-team all-Mountain West selection by the league's media and Street & Smith's, and a second-team pick by Athlon Sports and Phil Steele Magazine ... Started all of the team's 13 games for a second straight season ... Recorded 60 tackles (38 solo), including five tackles for loss, two interceptions for 41 yards, eight pass breakups, two forced fumbles and a fumble recovery ... Started for a 14th straight game at No. 13/13 Stanford in the opener, registering five tackles (three solo) with 0.5 TFL and a pass breakup ... Registered an assisted tackle in a start vs. Sacramento State ... Had four tackles (three solo) in a start vs. No. 23/25 Arizona State ... Made three solo tackles and added a pass breakup vs. Eastern Michigan, where he was named to the Pro Football Focus Mountain West Team of the Week ... Had four tackles and an interception at rv/No. 24 Boise State ... The interception was his first of the season ... Had a then season-high six tackles (four solo) in a start against Air Force ... Had two tackles and an interception returned for 41 yards in the fourth quarter against San José State en route to being named to the Pro Football Focus Mountain West Team of the Week ... The interception led to John Baron II's game-winning field goal ... The pick was his second in three games, second of the season and seventh of his career ... Had another good game in a start at Nevada, making four tackles (three solo), including a career-high two tackles for loss for nine yards and a pass breakup ... Made the Pro Football Focus Mountain West Team of the Week for his efforts ... Had a huge game in a start at New Mexico, making a season-high eight tackles (five solo) with 1.5 tackles for loss ... Landed on the Pro Football Focus Mountain West Team of the Week for a third straight week and team-leading fourth time of the season ... Had five solo stops and a forced fumble in a start vs. UNLV ... The forced fumble was his first of the season and second of his career ... Tied a season high with eight tackles at Fresno State, while adding a PBU ... Had a good game in the regular-season finale vs. Hawai'i, making three tackles (two solo), a forced fumble, fumble recovery and a career-high three pass breakups ... Came up with seven tackles (five solo), a 3-yard tackle for loss and a pass breakup vs. Ohio in the DXL Frisco Bowl.

• **2017 (True Freshman):** Was named a freshman All-American by both FWAA and USA Today ... Also was a second-team all-Mountain West selection by the league's coaches and media ... Also was chosen as a Pro Football Focus first-team all-MW pick and a second-team all-MW pick by Phil Steele Magazine ... Earned the Co-Outstanding Freshman Award (with Keith Ismael) ... Started the team's 13 games, making 63 tackles (46 solo), with three tackles for a loss of 27 yards, five interceptions for 83 yards and a touchdown, a forced fumble, a fumble recovery, four pass breakups and three quarterback hurries ... Tied for the FBS lead among true freshmen with five interceptions, while ranking in a tie for second among all FBS freshmen ... Tied for the MW lead and tied for 15th nationally in interceptions per game (0.38) ... Was the only freshman in the country with multiple interceptions in multiple games ... His 63 tackles tied

Trey Lomax (2014) for the most tackles among freshmen in the Rocky Long defensive coordinator era (since 2009) ... Became the first Aztec true freshman to start on defense against UC Davis since Leon McFadden started at Colorado State on Oct. 24, 2009 ... Was also the first SDSU true freshman to start an opener on defense since McFadden started the 2009 opener at UCLA ... Was the first Aztec true freshman to start on either side of the ball since current fullback Nick Bowden started at quarterback at Fresno State on Oct. 3, 2014 ... Had an impressive debut with a game-high-tying four tackles (all solo), including a 3-yard tackle for loss, an interception and a forced fumble ... The interception led to a John Baron II field goal to put the Aztecs up, 3-0 ... Had another good outing at Arizona State in a start, coming up with three solo tackles and a fumble recovery (first of career) ... Made two tackles (one solo) in a third straight start against No. 19/19 Stanford ... Had four tackles (three solo), including a 23-yard tackle for loss on a high snap on a punt at Air Force ... Finished with six tackles and a career-best two interceptions against Northern Illinois ... Had an 83-yard interception return for a touchdown, SDSU's longest since Leon McFadden had a 96-yard interception score at Fresno State on Sept. 29, 2012, the fourth longest by an Aztec since at least 1996 and tied for the 18th-longest interception in FBS play ... Came up with four stops (two solo) and a quarterback hurry in a sixth straight start at UNLV ... Had six tackles (five solo), while adding a pass breakup and a quarterback hurry in a start vs. Boise State ... Registered four tackles (three solo) in a start against Fresno State ... Had two tackles (one solo) in a start at Hawai'i ... Registered three tackles (one solo) in a start at San José State ... Made a career-high nine tackles (seven solo) vs. Nevada ... Was named the MW Defensive Player of the Week and to the *Pro Football Focus* MW Team of the Week for his play against New Mexico, when he had eight tackles (six solo), a career-high-tying two interceptions, a career-high two pass breakups and a tackle for loss ... Was one of four FBS players with multiple interceptions in multiple games and the only freshman on that list ... His eight-plus tackle game and two-plus interception contest was just the 11th in FBS play at the time and the only one by a freshman ... Finished his season with a career-high-tying nine tackles (seven solo), a pass breakup and a quarterback hurry against Army West Point in the Armed Forces Bowl.

- **High School:** Earned four letters at St. Augustine High School here in San Diego ... Led the Saints to a pair of 10-3 seasons in 2015 and 2016 ... Finished his four-year career with 217 tackles (139 solo), four tackles for loss, 11 interceptions for 151 yards, 38 pass deflections, three forced fumbles, a fumble recovery, a sack and two blocked field goals, according to MaxPreps ... On the offensive side of the ball was used as a receiver, where he made 85 catches for 1,167 yards (13.7 avg.) and 15 touchdowns over the past three seasons ... Had a total of 17 touchdowns over his career, including 15 receiving, one interception and one kick return ... Was a two-time all-CIF selection and a three-time all-Eastern League pick ... A three-star recruit by ESPN, and a two-star recruit by Rivals and 247sports ... Received a grade of 78 by 247sports ... Also played basketball at St. Augustine High School.

- **Personal:** Tariq Edward Thompson was born Aug. 9, 1999, in San Diego, Calif. ... Son of Anne Ford-Thompson ... Chose the Aztecs over offers from Fresno State and Northern Arizona ... Undecided on a major.

Ta. Thompson's Career Statistics

Season	GP	GS	UA	A	TT	TFL	Sk	Int.	PBU	FF	FR
2017	13	13	46	17	63	3.0	0.0	5	4	1	1
2018	13	13	38	22	60	5.0	0.0	2	8	2	1
2019	10	10	30	9	39	2.0	0.0	2	8	0	2
Career	36	36	114	48	162	10.0	0.0	9	20	3	4

Career Highs: Tackles: 9 vs. Army West Point (12/23/17), vs. Nevada (11/18/17); Tackles For Loss: 2.0 at Nevada (10/27/18); Interceptions: 2 vs. New Mexico (11/24/17), vs. Northern Illinois (9/30/17); Pass Breakups: 3 vs. Weber State (8/31/19), vs. Hawai'i (11/24/18); Forced Fumbles: 1 vs. Hawai'i (11/24/18), vs. UNLV (11/10/18), vs. UC Davis (9/2/17); Fumble Recoveries: 1, four times; Defensive Touchdowns: 1 vs. Northern Illinois (9/30/17).

2019 Highs: Tackles: 6 at UCLA (9/7/19); Tackles For Loss: 1.0 vs. Fresno State (11/15/19), vs. Utah State (9/21/19); Interceptions: 1 vs. Fresno State (11/15/19), vs. Weber State (8/31/19); Pass Breakups: 3 vs. Weber State (8/31/19); Fumble Recoveries: 1 at New Mexico State (9/14/19), at UCLA (9/7/19).

Ta. Thompson's Career Game-by-Game

Date	Opponent	GP	GS	UA	A	TT	TFL	Sk.	Int.	PBU	FF	FR
S.2.17	UC Davis	1	1	4	0	4	1.0	0.0	1	0	1	0
S.9.17	at Arizona State	1	1	3	0	3	0.0	0.0	0	0	0	1
S.16.17	No. 19/19 Stanford	1	1	1	1	2	0.0	0.0	0	0	0	0
S.23.17	at Air Force*	1	1	3	1	4	1.0	0.0	0	0	0	0

Date	Opponent	GP	GS	UA	A	TT	TFL	Sk.	Int.	PBU	FF	FR
S.30.17	Northern Illinois	1	1	4	2	6	0.0	0.0	2	0	0	0
0.7.17	at UNLV*	1	1	2	2	4	0.0	0.0	0	0	0	0
0.14.17	Boise State*	1	1	5	1	6	0.0	0.0	0	1	0	0
0.21.17	Fresno State*	1	1	3	1	4	0.0	0.0	0	0	0	0
0.28.17	at Hawai'i*	1	1	1	1	2	0.0	0.0	0	0	0	0
N.4.17	at San José State*	1	1	1	2	3	0.0	0.0	0	0	0	0
N.18.17	Nevada*	1	1	7	2	9	0.0	0.0	0	0	0	0
N.24.17	New Mexico*	1	1	6	2	8	1.0	0.0	2	2	0	0
D.23.17	vs. Army West Point+	1	1	7	2	9	0.0	0.0	0	1	0	0
A.31.18	at No. 13/13 Stanford	1	1	3	2	5	0.5	0.0	0	1	0	0
S.8.18	Sacramento State	1	1	3	3	6	0.0	0.0	0	0	0	0
S.15.18	No. 23/25 Arizona State	1	1	3	1	4	0.0	0.0	0	0	0	0
S.22.18	Eastern Michigan	1	1	3	0	3	0.0	0.0	0	1	0	0
0.6.18	at rv/No. 24 Boise State*	1	1	4	0	4	0.0	0.0	1	0	0	0
0.12.18	Air Force*	1	1	4	2	6	0.0	0.0	0	0	0	0
0.20.18	San José State*	1	1	0	2	2	0.0	0.0	1	0	0	0
0.27.18	at Nevada*	1	1	3	1	4	2.0	0.0	0	1	0	0
N.3.18	at New Mexico*	1	1	5	3	8	1.5	0.0	0	0	0	0
N.10.18	UNLV*	1	1	5	0	5	0.0	0.0	0	0	1	0
N.17.18	at Fresno State*	1	1	1	7	8	0.0	0.0	0	1	0	0
N.24.18	Hawai'i*	1	1	2	1	3	0.0	0.0	0	3	1	1
D.19.18	vs. Ohio#	1	1	5	2	7	1.0	0.0	0	1	0	0
A.31.19	Weber State	1	1	4	1	5	0.0	0.0	1	3	0	0
S.7.19	at UCLA	1	1	6	0	6	0.0	0.0	0	1	0	1
S.14.19	at New Mexico State	1	1	0	2	2	0.0	0.0	0	0	0	1
S.21.19	Utah State*	1	1	5	1	6	1.0	0.0	0	0	0	0
0.5.19	at Colorado State*	1	1	1	2	3	0.0	0.0	0	2	0	0
0.12.19	Wyoming*	1	1	4	0	4	0.0	0.0	0	1	0	0
0.19.19	at San José State*	1	1	3	1	4	0.0	0.0	0	1	0	0
0.26.19	at UNLV*	1	1	1	1	2	0.0	0.0	0	0	0	0
N.9.19	Nevada*	1	1	3	1	4	0.0	0.0	0	0	0	0
N.15.19	Fresno State*	1	1	3	0	3	1.0	0.0	1	0	0	0

*Bold indicates season high. * - Mountain West game. + - 2017 Lockheed Martin Armed Forces Bowl (Amon Carter Stadium; Fort Worth, Texas). # - 2018 DXL Frisco Bowl (Toyota Stadium; Frisco, Texas).*

#18 TRENTON THOMPSON

Boundary Warrior • Junior • 6-2 • 200 • Palm Springs, Calif. • Palm Springs HS

- **At San Diego State:** Athletic, hard-hitting safety who backed up three-time all-Mountain West pick Malik Smith for most of the 2016 season as a true freshman ... Was sidelined with an injury in 2017, ultimately using his redshirt ... Returned to play in all 13 games last year with eight starts at the Boundary Warrior position ... Enters the weekend as the starting Boundary Warrior.
- **2019 (Junior):** Has played in 10 games, starting the past four ... Has 33 tackles (24 solo) on the season, including two tackles for loss, a pass breakup and a blocked punt ... Is tied for the team lead with four tackles on special teams and three stops on the punt return unit ... **vs. Weber State (Aug. 31)** ... Came off the bench for 22 snaps vs. Weber State in the opener, logging one solo tackle ... **at UCLA (Sept. 7)** ... Had four tackles (two solo) in 37 snaps off the bench at UCLA ... **at New Mexico State (Sept. 14)** ... Had two solo stops in 15 snaps at New Mexico State ... **vs. Utah State (Sept. 21)** ... Made an assisted tackle in 21 snaps vs. Utah State ... **at Colorado State (Oct. 5)** ... Made three tackles (all solo) in 20 snaps on defense and on special teams ... **vs. Wyoming (Oct. 12)** ... Registered three assisted tackles in 25 snaps off the bench vs. Wyoming ... **at San José State (Oct. 19)** ... Started for the first time of the season at San José State and had a season-high five tackles (all solo), playing all 54 snaps on defense and most special teams units ... **at UNLV (Oct. 26)** ... Had a career-high 12 tackles and a career-best two tackles for loss along with his first career blocked punt at UNLV ... The blocked punt led to a Caden McDonald touchdown on a fumble recovery in the end zone ... Reached double digits in tackles for the first time of his career and led the team in tackles for the first time of his career ... Entered the game with 19 tackles on the season without a TFL ... **vs. Nevada (Nov. 9)** ... Played 12 snaps as a starter with one tackle before being ejected for targeting ... **vs. Fresno State (Nov. 15)** ... Came up with a solo tackle and a pass breakup in a start against Fresno State, playing 27 snaps before exiting with an in-

jury.

- **2018 (Sophomore):** Played in all 13 games with eight starts ... Had 57 tackles (30 solo), a sack, two tackles for loss, an interception, a forced fumble, two pass breakups and a blocked punt return for a touchdown ... Earned his first career start in the opener at No. 13/13 Stanford, where he had four tackles (two solo) and a pass breakup, playing all 65 snaps ... Had a then career-high six stops (three solo) vs. Sacramento State in another start ... Followed with a career-high seven tackles (six solo) and a 7-yard sack off the bench vs. No. 23/21 Arizona State, before being ejected with six seconds remaining for a targeting call ... The sack and tackle for loss were the first of his career ... Came up with four solo tackles in the second half against Eastern Michigan after having to miss the first half because of a targeting call vs. No. 23/21 Arizona State ... Started the second half vs. EMU and played 41 snaps ... Started at rv/No. 24 Boise State, making five tackles (two solo) ... Had two tackles in a start against Air Force, along with a touchdown on special teams, recovering Kaelin Himphill's blocked punt ... The return touchdown put SDSU on top, 14-9, eight seconds before halftime ... It was the Aztecs' first blocked punt since Kameron Kelly blocked one against UNLV on Sept. 27, 2014, and their first blocked punt return for a touchdown since Freddy Keiaho did so against New Mexico on Oct. 22, 2005 ... Started vs. San José State, where he made four tackles (two solo) ... Made three stops (one solo) in a start at Nevada ... Had two tackles (one solo) off the bench at New Mexico ... Made seven tackles (four solo) and a tackle for loss and his first career interception off the bench vs. UNLV en route to being named to the Pro Football Focus Mountain West Team of the Week ... The seven stops tied a career high ... Started at Fresno State, finishing the game with six tackles and a pass breakup ... In a start vs. Hawai'i recorded two tackles and a forced fumble, the first of his career ... The forced fumble came on a punt return and was recovered by Dwayne Johnson Jr. at the Hawai'i 5, which led to a Juwan Washington rushing touchdown ... Had five tackles off the bench against Ohio in the DXL Frisco Bowl.
- **2017 (Redshirt):** Had one solo tackle in three games ... Played in the opener off the bench against UC Davis, recording a solo stop ... Played at Arizona State and against No. 19/19 Stanford on special teams, but did not record a stat ... Missed the rest of the season with a leg injury, but was able to redshirt.
- **2016 (True Freshman):** Had nine tackles and a pass breakup on the season, despite playing in only eight games ... Was one of three true freshmen to play on defensive side of the ball (also Troy Cassidy and Kyrie Woods) ... According to Pro Football Focus, logged 47 snaps on the season ... Did not play and wasn't on the travel squad for the first five games of the season ... Was on the travel squad for the first time of the season at Fresno State, but did not play ... Had four tackles (three solo) in his first career game against San José State, all on special teams ... Ended up logging 13 stats on defense vs. the Spartans ... Had an assisted tackle at Utah State in five snaps ... Registered one solo tackle and had his first pass breakup against Hawai'i in a career-high 22 snaps ... Had an assisted tackle at Nevada ... Logged one snap, but did not record a stat at Wyoming ... Had a solo tackle on special teams against Colorado State ... Did not record a stat in three snaps and special teams action at Wyoming in the MW Championship game ... Logged a solo stop in three snaps vs. Houston in the Las Vegas Bowl.
- **High School:** Earned two letters and played three years at Palm Springs High School in Palm Springs, Calif. ... Helped the Indians go 24-3 (.889), including a 11-1 (.917) mark in league play over the past two years ... Led the 2015 squad to a CIF championship ... Logged 219 total tackles (134 solo) over his three years (according to MaxPreps), adding seven tackles for loss, four interceptions, seven pass deflections, six forced fumbles, two fumble recoveries, four blocked field goals and two blocked punts ... Also caught 16 passes for 325 yards (20.3 avg.) and three touchdowns as a senior in 2015 ... A three-star recruit by Scout and 247sports, and a two-star recruit by Rivals ... Received a grade of 87 by 247sports ... Scout ranked him as the 15th-best outside linebacker in the 2016 class and the 23rd best on the West Coast.
- **Personal:** Trenton Thompson was born Dec. 18, 1997, in Palm Springs, Calif. ... Chose the Aztecs over offers from Colorado State, Nevada, Northern Arizona, UNLV, Utah State and Wyoming ... Is majoring in social science.

Tr. Thompson's Career Statistics

Season	GP	GS	UA	A	TT	TFL	Sk	Int.	PBU	FF	FR
2016	8	0	6	3	9	0.0	0.0	0	1	0	0
2017	3	0	1	0	1	0.0	0.0	0	0	0	0
2018	13	8	30	27	57	2.0	1.0	1	2	1	0
2019	10	4	24	9	33	2.0	0.0	0	1	0	0
Career	34	12	61	39	100	4.0	1.0	1	4	1	0

Career Highs: Tackles: 12 at UNLV (10/26/19); Tackles For Loss: 2.0 at UNLV (10/26/19); Sacks: 1.0 vs. No. 23/25 Arizona State (9/15/18); Interceptions: 1 vs. UNLV (11/10/18); Pass Breakups: 1, four times; Forced Fumbles: 1 vs. Hawai'i (11/24/18); Block Punts: 1 at UNLV

(10/26/19); Punt Return Touchdowns: 1 vs. Air Force (10/12/18).

2019 Highs: Tackles: 12 at UNLV (10/26/19); Tackles For Loss: 2.0 at UNLV (10/26/19); Pass Breakups: 1 vs. Fresno State (11/15/19); Block Punts: 1 at UNLV (10/26/19).

Tr. Thompson's Career Game-by-Game

Date	Opponent	GP	GS	UA	A	TT	TFL	Sk.	Int.	PBU	FF	FR
S.3.16	New Hampshire											
S.10.16	California											
S.17.16	at Northern Illinois											
O.1.16	at South Alabama											
O.8.16	UNLV*											
O.14.16	at Fresno State*											
O.21.16	San José State*	1	0	3	1	4	0.0	0.0	0	0	0	0
O.28.16	at Utah State*	1	0	0	1	1	0.0	0.0	0	0	0	0
N.5.16	Hawai'i*	1	0	1	0	1	0.0	0.0	0	0	0	0
N.12.16	at Nevada*	1	0	0	1	1	0.0	0.0	0	0	0	0
N.19.16	at Wyoming*	1	0	0	0	0	0.0	0.0	0	0	0	0
N.26.16	Colorado State*	1	0	1	0	1	0.0	0.0	0	0	0	0
D.3.16	at Wyoming@	1	0	0	0	0	0.0	0.0	0	0	0	0
D.17.16	vs. Houston^	1	0	1	0	1	0.0	0.0	0	0	0	0
S.2.17	UC Davis	1	0	1	0	1	0.0	0.0	0	0	0	0
S.9.17	at Arizona State	1	0	0	0	0	0.0	0.0	0	0	0	0
S.16.17	No. 19/19 Stanford	1	0	0	0	0	0.0	0.0	0	0	0	0
S.23.17	at Air Force*											
S.30.17	Northern Illinois											
O.7.17	at UNLV*											
O.14.17	Boise State*											
O.21.17	Fresno State*											
O.28.17	at Hawai'i*											
N.4.17	at San José State*											
N.18.17	Nevada*											
N.24.17	New Mexico*											
D.23.17	vs. Army West Point+											
A.31.18	at No. 13/13 Stanford	1	1	2	2	4	0.0	0.0	0	1	0	0
S.8.18	Sacramento State	1	1	3	3	6	0.0	0.0	0	0	0	0
S.15.18	No. 23/25 Arizona State	1	0	6	1	7	1.0	1.0	0	0	0	0
S.22.18	Eastern Michigan	1	0	4	0	4	0.0	0.0	0	0	0	0
O.6.18	at rv/No. 24 Boise State*	1	1	2	3	5	0.0	0.0	0	0	0	0
O.12.18	Air Force*	1	1	0	2	2	0.0	0.0	0	0	0	0
O.20.18	San José State*	1	1	2	2	4	0.0	0.0	0	0	0	0
O.27.18	at Nevada*	1	1	1	2	3	0.0	0.0	0	0	0	0
N.3.18	at New Mexico*	1	0	1	1	2	0.0	0.0	0	0	0	0
N.10.18	UNLV*	1	0	4	3	7	1.0	0.0	1	0	0	0
N.17.18	at Fresno State*	1	1	1	5	6	0.0	0.0	0	1	0	0
N.24.18	Hawai'i*	1	1	2	0	2	0.0	0.0	0	0	1	0
D.19.18	vs. Ohio#	1	0	2	3	5	0.0	0.0	0	0	0	0
A.31.19	Weber State	1	0	1	0	1	0.0	0.0	0	0	0	0
S.7.19	at UCLA	1	0	2	2	4	0.0	0.0	0	0	0	0
S.14.19	at New Mexico State	1	0	2	0	2	0.0	0.0	0	0	0	0
S.21.19	Utah State*	1	0	0	1	1	0.0	0.0	0	0	0	0
O.5.19	at Colorado State*	1	0	3	0	3	0.0	0.0	0	0	0	0
O.12.19	Wyoming*	1	0	0	3	3	0.0	0.0	0	0	0	0
O.19.19	at San José State*	1	1	5	0	5	0.0	0.0	0	0	0	0
O.26.19	at UNLV*	1	1	9	3	12	2.0	0.0	0	0	0	0
N.9.19	Nevada*	1	1	1	0	1	0.0	0.0	0	0	0	0
N.15.19	Fresno State*	1	1	1	0	1	0.0	0.0	0	1	0	0

*Bold indicates season high. * - Mountain West game. @ - 2016 Mountain West Championship (War Memorial Stadium; Laramie, Wyo.). ^ - 2016 Las Vegas Bowl (Sam Boyd Stadium; Las Vegas, Nev.). + - 2017 Lockheed Martin Armed Forces Bowl (Amon Carter Stadium; Fort Worth, Texas). # - 2018 DXL Frisco Bowl (Toyota Stadium; Frisco, Texas).*

#29 JUWAN WASHINGTON

Running Back • Senior • 5-7 • 190 • Fort Worth, Texas • Kennedale HS

• **At San Diego State:** Speedster who is not afraid of contact ... Has a great blend of speed and power ... Is slated to start at running back this season after learning behind a pair of 2,000-yard rushers in Donnel Pumphrey (2,133 in 2016) and Rashaad Penny (2,248 in 2017) ... Also sees action in the return game and is slated to start at kick returner ... Among the active career FBS leaders, ranks in a tie for fifth in kick return touchdowns (3) ... Ranks eighth all-time at SDSU in all-purpose yards (3,944) and kick return yards (1,017), ninth in rushing yards (2,649), rushing touchdowns (25) and overall touchdowns (31), and tied for 10th in kick returns (43) ... Has seven career 100-yard rushing yards games ... Has 26 career rushes for 20-plus yards ... Has multiple touchdowns in seven games ... Has all of his 31 touchdowns (25 rushing, three receiving, three kick return) over his last 36 games played.

• **2018 (Junior):** Has been named to three preseason watch lists, including the Maxwell Award (College Player of the Year), the Paul Hornung Award (Most Versatile Player) and the Earl Campbell Tyler Rose Award (Offensive Player of the Year with Texas ties) ... Also has been chosen as a preseason first-team all-Mountain West selection by the league's media, Athlon Sports and Phil Steele Magazine ... Also a third-team pick at kick returner by Athlon Sports and Phil Steele Magazine ... Athlon had him as the 25th-rated running back in FBS, while Phil Steele Magazine has him as the 40th-rated draft eligible running back ... Has played in seven of the team's 10 games, starting four times while working through an injury ... Has rushed 131 times for 450 yards (3.4 avg.) with two touchdowns and a long of 30 yards, while adding 15 catches for 94 yards (6.4 avg.) and two touchdowns ... **vs. Weber State (Aug. 31)** ... Started the opener with Weber State, rushing 22 times for 55 yards (2.5 avg.) with a long of 18 yards and adding three receptions for 14 yards (4.7 avg.) ... **at UCLA (Sept. 7)** ... Came off the bench to rush 20 times for 41 yards (2.0 avg.) at UCLA, while recording a career-high four catches for 34 yards (8.5 avg.) ... **at New Mexico State (Sept. 14)** ... Did not play at New Mexico State because of an ankle injury ... **vs. Utah State (Sept. 21)** ... Also missed the Utah State game ... **at Colorado State (Oct. 5)** ... Returned to play at Colorado State, carrying 22 times for 85 yards (3.9 avg.) with a long of 14 yards ... Also had two catches for 17 yards (8.5 avg.), including a 3-yard touchdown catch ... For his efforts, was named to the Pro Football Focus Mountain West Team of the Week ... It was his first touchdown of the season, second career receiving touchdown (first since Nov. 5, 2016 vs. Hawai'i) and first overall since Nov. 24, 2018 (did not score in previous three games played) ... Ended up playing 34 snaps overall ... vs. Wyoming (Oct. 12) ... Ran for 84 yards with a touchdown on 23 carries, while adding four catches for 28 yards and another score vs. Wyoming ... Recorded his second receiving touchdown of the season (second straight game) and third of his career ... Finished with multiple touchdowns for the seventh time of his career ... The four catches tied a career high ... **at San José State (Oct. 19)** ... Ran for 78 yards and a touchdown on 16 carries at San José State, while adding a 1-yard catch ... Recorded his second rushing touchdown of the season and 25th of his career ... Now has four touchdowns this season and 31 for his career, all of which have happened over the last 34 games ... **at UNLV (Oct. 26)** ... Ran for a season-high 89 yards on just 16 carries (5.6 avg.) at UNLV in 27 snaps ... **vs. Nevada (Nov. 9)** ... Ran 12 times for 18 yards (1.5 avg.) and added a catch against Nevada in 25 snaps ... Now has 3,944 all-purpose yards for his career (eighth in SDSU history) and 2,649 rushing yards (ninth in SDSU history) ... **vs. Fresno State (Nov. 15)** ... Did not play against Fresno State.

• **2018 (Junior):** Received honorable mention all-Mountain West accolades by the league's coaches and media, despite missing 4 1/2 games due to an injury ... Was on the preseason Maxwell Award Watch List (college player of the year) and the Paul Hornung Award Watch List (most versatile player) ... Was a preseason first-team all-Mountain West selection at running back by Athlon Sports and Street & Smith's, and second team by Phil Steele Magazine ... Also was a second-team pick at kick returner by Athlon Sports and a fourth-team selection by Phil Steele Magazine ... Was deemed "MW's Heisman hopeful" and "MW's most elusive running back" by Street & Smith's, and the "29th-rated running back in FBS" by Athlon ... Rushed 199 times for 999 yards (5.0 avg.) with 10 touchdowns ... Also had 10 catches for 73 yards (7.3 avg.), 19 kick returns for 391 yards (20.6 avg.) and two punt returns for zero yards (0.0 avg.) ... Ranked second in the MW (13th in FBS) in rushing yards per game (111.0, min. 190 att.), second (30th in FBS) in rush avg. (5.0, min. 190 att.), tied for fourth (T-57th in FBS) in rushing touchdowns (10), fifth (64th in FBS) in rushing yards (999) and eighth in total touchdowns (10), despite missing the 4 1/2 games ... When the game was within seven points in the fourth quarter, Washington rushed 36 times for 229 yards (6.6 avg.) with three touchdowns ... Was one of just three Aztec running backs in program history to start his season with two straight 150-yard rushing games (Marshall Faulk, 1992 and Rashaad Penny, 2017) ... According to Pro Football Focus, Washington ranked 33rd in FBS (No. 4 in MW) with 41 forced missed tackles and 34th (No. 2 in MW) in 15-yard runs (15), despite missing 4 1/2 games ... Had a big opening

game at No. 13/13 Stanford, rushing 24 times for 158 yards (6.6 avg.) and a touchdown, while adding a 27-yard kick return and a 3-yard punt return ... Set then career highs in rushing yards (158), attempts (24) and all-purpose yards (194) ... Became the 16th Aztec to rush for 100-plus yards in a season opener (17th occasion overall) ... His 158 yards rank as the sixth most in a season opener by SDSU in the Division I era (since 1969) and the eighth most against a nationally ranked opponent ... His 6.6 yards rush average was the highest by any Aztec player with at least 15 carries against an AP Top 25 opponent since Ronnie Hillman (24 carries, 191 yards) averaged 8.0 yards per carry vs. No. 22 Air Force on Oct. 16, 2010 ... Ran for 156 yards and three touchdowns on 36 attempts (4.3 avg.) against Sacramento State, while adding a 15-yard catch and two kick returns for 30 yards (15.0 avg.) ... Recorded his second straight 100-yard rushing game of the season ... Joined Marshall Faulk (1992) and Rashaad Penny (2017) as the only Aztecs to start a season with consecutive 150-yard rushing games ... Set career-high for rushing attempts (36), touchdowns (3) and all-purpose yards (201, later broken) ... For his efforts, was named to the Pro Football Focus Mountain West Team of the Week and was an Earl Campbell Tyler Rose Honorable Mention Player of the Week ... Ran for 138 yards and one touchdown on 27 carries, while adding 26 receiving yards on two catches against No. 23/25 Arizona State ... Also added a 14-yard kick return ... Was named to the Paul Hornung Award weekly Honor Roll and to the Pro Football Focus Mountain West Team of the Week for his performance ... Recorded his third straight 100-yard rushing game of the season ... Ran for 61 yards on 12 carries (5.1 avg.) and returned a 28-yard kick before against Eastern Michigan before exiting the game in the second quarter with an injury ... Had his streak of 100-yard rushing games snapped at three ... Did not play or travel to rv/No. 24 Boise State ... Also missed the game with Air Force, San José State and at Nevada ... In his first game back since Eastern Michigan on Sept. 22, rushed 11 times for 95 yards and two touchdowns at New Mexico, while adding a 6-yard catch ... Rushed for 66 yards and a touchdown on 21 carries against UNLV ... Ran 18 times for 38 yards (2.1 avg.) in a start at Fresno State, while adding a 6-yard catch and five kick returns for 106 yards (21.2 avg.) with a long of 30 ... Ran for 158 yards and two touchdowns on 31 attempts (5.1 avg.) vs. Hawai'i, while adding four kick returns for 102 yards ... The 158 yards matched a career and season high (also at No. 13/13 Stanford on Aug. 31), while his 260 all-purpose yards were a career best ... Broke 100 yards rushing for the first time since the Arizona State game (game No. 3) ... Scored his ninth and 10th rushing touchdowns of the season in the Hawai'i game ... Also recorded his ninth and 10th overall touchdowns of the year ... It was his fifth career game with multiple touchdowns ... Ran for 129 yards on just 19 carries (6.8 avg.), while adding a career-high three catches for 14 yards in the DXL Frisco Bowl vs. Ohio ... Broke 100 yards rushing for the second straight game, fifth time of the season and seventh time of his career ... Finished one yard short of 1,000 for the season, despite missing 4 1/2 games due to an injury.

• **2017 (Sophomore):** Racked up numerous preseason awards, including being named to the Earl Campbell Tyler Rose Award Watch List, which goes to an offensive player with ties to Texas and displays performance, integrity and tenacity ... Also was a preseason fourth-team all-Mountain West selection by Athlon Sports as a running back and to the Phil Steele Magazine fourth team as a kick returner ... Rushed 127 times for 759 yards (6.0 avg.) with seven touchdowns ... Had a long run of 60 yards ... Also had three receptions for 39 yards (13.0 avg.) with a long of 19 yards and 14 kick returns for 333 yards (23.8 avg.), including a pair of touchdowns... Started three games and played in all 13 ... Rushed 14 times for 66 yards (4.7 avg.) with a touchdown in the opener against UC Davis ... The rushing touchdown was the seventh of his career (all over the previous eight games) ... Had a busy game at Arizona State, carrying the ball a then career-high 16 times for 56 yards (3.5 avg.) with a long run of 22 yards ... Ran eight times for 30 yards (3.8 avg.) off the bench against No. 19/19 Stanford and added his first two receptions on the season for 20 yards (10.0 avg.) ... The two catches were a career high ... Rushed 14 times for a season-high 68 yards (4.9 avg.) in his first start of the year at Air Force ... Added a long run of 29 yards ... Was named the Mountain West Special Teams Player of the Week for his play against Northern Illinois when he took the opening kickoff 96 yards for a touchdown ... Also ran four times for 19 yards (4.8 avg.) ... Finished with 95 yards on just 10 carries (9.5 avg.) in a start, including a 34-yard touchdown at UNLV ... Ran three times, but lost two yards, in a start against Boise State ... Also had a season-long 19-yard catch ... Had a solid outing against Fresno State, rushing seven times for 68 yards (9.7 avg.) with a season long of 45 yards ... Rushed nine times for 46 yards (5.1) and a touchdown at Hawai'i in a reserve role ... Had a huge game at San José State, rushing 16 times for 134 yards (8.4 avg.) with two touchdowns ... Broke 100 yards rushing for the first time of the season and second time of his career ... Tied a career high with two touchdowns ... Rushed 12 times for 51 yards (4.2 avg.) and a touchdown against Nevada, while returning three kicks for 53 yards ... Rushed nine times for 84 yards and a touchdown against New Mexico ... The touchdown was a 60-yard run, his longest rush of the season ... Recorded his seventh rushing touchdown of the

season and 13th of his career ... Rushed for 44 yards on just five carries (8.8 avg.) against Army West Point in the Armed Forces Bowl, while returning four kicks for 140 yards (35.0 avg.), including a 78-yard kick return touchdown ... Ended up setting career bests in kick returns (4), kick return yards (140) and all-purpose yards (184) ... It was his second kick return score of the season and third of his career.

- 2016 (Freshman):** Earned the team's outstanding freshman award (with Parker Houston) ... Earlier was named "SDSU's Top Newcomer" by *Lindy's Sports* ... Played in the team's 14 games with one start, rushing 55 times for 441 yards (8.0 avg.) and six touchdowns, catching three passes for 72 yards (24.0 avg.) and returning 10 kicks for 293 yards (29.3 avg.) and another score ... Was one of only five freshman players in the country with at least five rushing touchdowns and one receiving touchdown, and one of two with a kick return as well ... His 8.0 yards per rush was the highest by an Aztec since at least 1996 (min. 55 attempts) ... The 8.0 yards per attempt also ranked fifth in the country (min. 55 attempts) ... Ranked second in the MW and eighth in the nation in kick return touchdowns (1) ... Averaged 11.9 yards per touch last year (rush/rec./PR/KR), the highest mark on the team (min. 40 touches) ... Had at least one touchdown in five consecutive games until not scoring in the MW Championship game at Wyoming ... Logged his first career snaps in the opener against New Hampshire, rushing four times for nine yards (2.3 avg.), and seeing time on special teams ... Rushed four times for 28 yards (7.0) with a long of 11 yards against California ... Did not get any carries at Northern Illinois, but returned three kicks for 93 yards (31.0 avg.), including a long of 53 yards ... Logged statless time at South Alabama ... Rushed five times for 13 yards against UNLV, averaging 2.6 yards per carry and returned a kick for 15 yards ... Did not record a stat in action at Fresno State ... Rushed for 22 yards on six carries with a then season-long of 12 yards vs. San José State and caught his first pass as an Aztec for four yards ... Rushed 14 times for 137 yards (9.8 avg.) and two touchdowns at Utah State ... It was his first career 100-yard rushing game (76th Aztec with a 100-yard game in school history) ... Set career highs in rushing yards, touchdowns, carries and long rush (then a career long of 64 yards) ... Scored his first two career touchdowns ... Rushed five times for 48 yards (9.6 avg.) and a touchdown and added a 24-yard touchdown catch in time against Hawai'i ... It was his first career touchdown catch ... Had multiple touchdowns for the second straight game ... Set career highs in receptions (1, tied), receiving yards (24) and long reception (24 yards) ... Rushed five times for 70 yards (14.0 avg.) and a touchdown at Nevada with a long of 45 yards ... Also returned two short kicks for 29 yards (14.5 avg.) ... Rushed once for 14 yards, had a 44-yard catch and returned two kicks for 100 yards, including a 92-yard touchdown, at Wyoming ... The kick return touchdown was the first of his career ... Also set career highs in kick return yards (100), receiving yards (44) and long reception (44) ... Rushed six times for 92 yards, including an 81-yard rushing touchdown vs. Colorado State ... The 81-yard rush was the longest of his career ... Had seven touchdowns (five rushing, one receiving and one kick return), all over the previous five games ... Rushed two times for zero yards in the MW Championship game at Wyoming ... Carried three times for eight yards, including a 7-yard touchdown against Houston in the Las Vegas Bowl.

- 2015 (Redshirt):** Redshirted his first season at SDSU.
- High School:** Racked up big numbers at Kennedale High School, where he won three varsity letters ... Rushed for 5,139 yards and 75 touchdowns with an average of 9.5 yards per carry during his career, according to MaxPreps ... Eclipsed the 300-yard mark five times in 24 games as a prep ... Also combined for 836 yards on kickoff returns ... Earned second-team all-state honors after running for 2,695 yards and 39 scores during his senior season, leading the Wildcats to a 12-1 overall record and an appearance in the UIL Conference 4A Regionals ... Rated as a three-star recruit by Scout, 247sports and ESPN, and a two-star recruit by Rivals ... Earned a grade of 82 by 247sports and a 74 from ESPN.
- Personal:** Juwan Xavier Washington was born Nov. 19, 1996, in Fort Worth, Texas ... Son of Katrina Smith ... Picked SDSU over other offers from Houston, Arkansas State, Louisiana-Monroe and Texas State ... Also received recruiting interest from numerous other schools, including Arkansas, Baylor, Brigham Young, Duke, Kansas State, Minnesota, Notre Dame, Oklahoma, TCU and USC, among others ... Is majoring in interdisciplinary studies.

Washington's Career Statistics

Season	Rushing					Receiving						
	GP	GS	Att.	Yds.	TD	Lg.	100+	No.	Yds.	Avg.	TD	Lg.
2016	14	1	55	441	6	81	1	3	72	24.0	1	44
2017	13	3	127	759	7	60	1	3	39	13.0	0	19
2018	9	8	199	999	10	50	5	10	73	7.3	0	15
2019	7	4	131	450	2	30	0	15	94	6.3	2	21
Career	43	16	512	2,649	25	81	7	31	278	9.0	3	44

Kick Returns

Season	GP	GS	No.	Yds.	Avg.	Long	TD	All-Purpose	
								Total Yds.	Gm.
2016	14	0	10	293	29.3	92	1	806	57.6
2017	13	0	14	333	23.8	96	2	1,131	87.0
2018	9	6	19	391	20.6	33	0	1,463	162.6
2019	7	1	0	0	0.0	0	0	544	77.7
Career	43	7	43	1,017	23.7	96	3	3,944	91.7

Touchdowns

Season	GP	TD
2016	14	8
2017	13	9
2018	9	10
2019	7	4
Career	43	31

Career Highs: Carries: 36 vs. Sacramento State (9/8/18); Rushing Yards: 158 vs. Hawai'i (11/24/18), at No.13/13 Stanford (8/31/18); Rushing Touchdowns: 3 vs. Sacramento State (9/8/18); Long Rush: 81 vs. Colorado State (11/26/16); Receptions: 4 vs. Wyoming (10/12/19), at UCLA (9/7/19); Receiving Yards: 44 at Wyoming (11/19/16); Receiving Touchdowns: 1 vs. Wyoming (10/12/19), at Colorado State (10/5/19), vs. Hawai'i (11/5/16); Long Reception: 44 at Wyoming (11/19/16); Kick Returns: 5 vs. Ohio (12/19/18), at Fresno State (11/17/18); Kick Return Yards: 140 vs. Army West Point (12/23/17); Kick Return Touchdowns: 1 vs. Army West Point (12/23/17), vs. Northern Illinois (9/30/17), at Wyoming (11/19/16); Long Kick Return: 96 vs. Northern Illinois (9/30/17); All-Purpose Yards: 260 vs. Hawai'i (11/24/18); Total Touchdowns: 3 vs. Sacramento State (9/8/18).

2019 Highs: Carries: 23 vs. Wyoming (10/12/19); Rushing Yards: 89 at UNLV (10/26/19); Rushing Touchdowns: 1 at San José State (10/19/19), vs. Wyoming (10/12/19); Long Rush: 30 at UNLV (10/26/19); Receptions: 4 vs. Wyoming (10/12/19), at UCLA (9/7/19); Receiving Yards: 34 at UCLA (9/7/19); Receiving Touchdowns: 1 vs. Wyoming (10/12/19), at Colorado State (10/5/19); Long Reception: 21 at UCLA (9/7/19); All-Purpose Yards: 112 vs. Wyoming (10/12/19); Total Touchdowns: 2 vs. Wyoming (10/12/19).

Washington's Career Game-by-Game

Date	Opponent	GP	GS	Rushing				Receiving			
				Att.	Yds.	Avg.	TD	No.	Yds.	TD	
S.3.16	New Hampshire	1	0	4	9	2.25	0	0	0	0	0
S.10.16	California	1	0	4	28	7.00	0	0	0	0	0
S.17.16	at Northern Illinois	1	0	0	0	0.00	0	0	0	0	0
O.1.16	at South Alabama	1	0	0	0	0.00	0	0	0	0	0
O.8.16	UNLV*	1	0	5	13	2.60	0	0	0	0	0
O.14.16	at Fresno State*	1	0	0	0	0.00	0	0	0	0	0
O.21.16	San José State*	1	0	6	22	3.67	0	1	4	0	0
O.28.16	at Utah State*	1	0	14	137	9.79	2	0	0	0	0
N.5.16	Hawai'i*	1	0	5	48	9.60	1	1	24	1	0
N.12.16	at Nevada*	1	0	5	70	14.00	1	0	0	0	0
N.19.16	at Wyoming*	1	0	1	14	14.00	0	1	44	0	0
N.26.16	Colorado State*	1	1	6	92	15.33	1	0	0	0	0
D.3.16	at Wyoming@	1	0	2	0	0.00	0	0	0	0	0
D.17.16	vs. Houston^	1	0	3	8	2.67	1	0	0	0	0
S.2.17	UC Davis	1	0	14	66	4.71	1	0	0	0	0
S.9.17	at Arizona State	1	0	16	56	3.50	0	0	0	0	0
S.16.17	No. 19/19 Stanford	1	0	8	30	3.76	0	2	20	0	0
S.23.17	at Air Force*	1	1	14	68	4.86	0	0	0	0	0
S.30.17	Northern Illinois	1	0	4	23	4.75	0	0	0	0	0
O.7.17	at UNLV*	1	1	10	95	9.50	1	0	0	0	0
O.14.17	Boise State*	1	1	3	-2	-0.67	0	1	19	0	0
O.21.17	Fresno State*	1	0	7	68	9.71	0	0	0	0	0
O.28.17	at Hawai'i*	1	0	9	46	5.11	1	0	0	0	0
N.4.17	at San José State*	1	0	16	134	8.38	2	0	0	0	0
N.18.17	Nevada*	1	0	12	51	4.25	1	0	0	0	0
N.24.17	New Mexico*	1	0	9	84	8.33	1	0	0	0	0
D.23.17	vs. Army West Point+	1	0	5	44	8.80	0	0	0	0	0
A.31.18	at No. 13/13 Stanford	1	1	24	158	6.58	1	2	6	0	0
S.8.18	Sacramento State	1	1	36	156	4.33	3	1	15	0	0

Date	Opponent	GP	GS	Rushing				Receiving		
				Att.	Yds.	Avg.	TD	No.	Yds.	TD
S.15.18	No. 23/25 Arizona State	1	1	27	138	5.11	1	2	26	0
S.22.18	Eastern Michigan	1	1	12	61	5.08	0	0	0	0
O.6.18	at rv/No. 24 Boise State*			--- Did Not Play - Injured ---						
O.12.18	Air Force*			--- Did Not Play - Injured ---						
O.20.18	San José State*			--- Did Not Play - Injured ---						
O.27.18	at Nevada*			--- Did Not Play - Injured ---						
N.3.18	at New Mexico*	1	0	11	95	8.64	2	1	6	0
N.10.18	UNLV*	1	1	21	66	3.14	1	0	0	0
N.17.18	at Fresno State*	1	1	18	38	2.11	0	1	6	0
N.24.18	Hawai'i	1	1	31	158	5.10	2	0	0	0
D.19.18	vs. Ohio#	1	1	19	129	6.79	0	3	14	0
A.31.19	Weber State	1	1	22	55	2.50	0	3	14	0
S.7.19	at UCLA	1	0	20	41	2.05	0	4	34	0
S.14.19	at New Mexico State			--- Did Not Play - Injured ---						
S.21.19	Utah State*			--- Did Not Play - Injured ---						
O.5.19	at Colorado State*	1	0	22	85	3.86	0	2	17	1
O.12.19	Wyoming*	1	0	23	84	3.65	1	4	28	1
O.19.19	at San José State*	1	1	16	78	4.88	1	1	1	0
O.26.19	at UNLV*	1	1	16	89	5.56	0	0	0	0
N.9.19	Nevada*	1	1	12	18	1.50	0	1	0	0
N.15.19	Fresno State*			--- Did Not Play - Injured ---						

Kick Returns

Date	Opponent	GP	GS	No.	Yds.	Avg.	Lg.	TD	TD Lengths	
S.3.16	New Hampshire	1		0	0	0.0	0	0		
S.10.16	California	1		0	0	0.0	0	0		
S.17.16	at Northern Illinois	1		3	93	31.0	53	0		
O.1.16	at South Alabama	1		0	0	0.0	0	0		
O.8.16	UNLV*	1		1	15	15.0	15	0		
O.14.16	at Fresno State*	1		0	0	0.0	0	0		
O.21.16	San José State*	1		0	0	0.0	0	0		
O.28.16	at Utah State*	1		0	0	0.0	0	0		
N.5.16	Hawai'i*	1		0	0	0.0	0	0		
N.12.16	at Nevada*	1		2	29	14.5	17	0		
N.19.16	at Wyoming*	1		2	100	50.0	92	1	92	
N.26.16	Colorado State*	1		2	58	28.0	29	0		
D.3.16	at Wyoming@	1		0	0	0.0	0	0		
D.17.16	vs. Houston^	1		0	0	0.0	0	0		
S.2.17	UC Davis	1		0	0	0.0	0	0		
S.9.17	at Arizona State	1		0	0	0.0	0	0		
S.16.17	No. 19/19 Stanford	1		0	0	0.0	0	0		
S.23.17	at Air Force*	1		1	0	0.0	0	0		
S.30.17	Northern Illinois	1		1	96	96.0	96	1	96	
O.7.17	at UNLV*	1		2	-4	-2.0	0	0		
O.14.17	Boise State*	1		2	36	18.0	16	0		
O.21.17	Fresno State*	1		0	0	0.0	0	0		
O.28.17	at Hawai'i*	1		1	16	16.0	16	0		
N.4.17	at San José State*	1		0	0	0.0	0	0		
N.18.17	Nevada*	1		3	53	17.7	22	0		
N.24.17	New Mexico*	1		0	0	0.0	0	0		
D.23.17	vs. Army West Point+	1		4	140	35.0	78	1	78	
A.31.18	at No. 13/13 Stanford	1	*	1	27	27.0	27	0		
S.8.18	Sacramento State	1	*	2	30	15.0	17	0		
S.15.18	No. 23/21 Arizona State	1	*	1	14	14.0	14	0		
S.22.18	Eastern Michigan	1		1	28	28.0	28	0		
O.6.18	at rv/No. 24 Boise State*			--- Did Not Play - Injured ---						
O.12.18	Air Force*			--- Did Not Play - Injured ---						
O.20.18	San José State*			--- Did Not Play - Injured ---						
O.27.18	at Nevada*			--- Did Not Play - Injured ---						
N.3.18	at New Mexico*	1		0	0	0.0	0	0		
N.10.18	UNLV*	1		0	0	0.0	0	0		
N.17.18	at Fresno State*	1	*	5	106	21.2	30	0		
N.24.18	Hawai'i*	1	*	4	102	25.5	35	0		

Kick Returns

Date	Opponent	GP	GS	No.	Yds.	Avg.	Lg.	TD	TD Lengths
D.19.18	vs. Ohio#	1	*	5	84	16.8	23	0	
A.31.19	Weber State	1	*	0	0	0.0	0	0	
S.7.19	at UCLA	1		0	0	0.0	0	0	
S.14.19	at New Mexico State			--- Did Not Play - Injured ---					
S.21.19	Utah State*			--- Did Not Play - Injured ---					
O.5.19	at Colorado State*	1		0	0	0.0	0	0	
O.12.19	Wyoming*	1		0	0	0.0	0	0	
O.19.19	at San José State*	1		0	0	0.0	0	0	
O.26.19	at UNLV*	1		0	0	0.0	0	0	
N.9.19	Nevada*	1		0	0	0.0	0	0	
N.15.19	Fresno State*			--- Did Not Play - Injured ---					

*Bold indicates season high. * - Mountain West game. @ - 2016 Mountain West Championship (War Memorial Stadium; Laramie, Wyo.). ^ - 2016 Las Vegas Bowl (Sam Boyd Stadium; Las Vegas, Nev.). + - 2017 Lockheed Martin Armed Forces Bowl (Amon Carter Stadium; Fort Worth, Texas). # - 2018 DXL Frisco Bowl (Toyota Stadium; Frisco, Texas). GS - * in this category the player was on the field the first time San Diego State was in the kick return formation.*

#26 KAEGUN WILLIAMS

Running Back • Sophomore • 5-9 • 190 • Cedar Hill, Texas • Cedar Hill HS

- **At San Diego State:** A young running back who will look for more playing time this year after showing glimpses of his potential as a redshirt freshman in 2018 ... Entered 2018 third on the depth chart with Chance Bell, but moved up when Juwan Washington went out with an injury ... Enters the weekend fifth on depth chart ... Also could see some action in the return game.
- **2019 (Sophomore):** Has played in seven games this season because of an early injury, but only has four games with carries ... Has rushed 17 times for 63 yards (3.7 avg.) with a long run of 14 yards ... Also has returned four kickoffs for 140 yards (35.0 avg.) with a 95-yard touchdown ... Is tied for second in the Mountain West and tied for fifth nationally with one **kick return touchdown** ... Did not play in the opener with Weber State, or the following road games at UCLA and New Mexico State ... **vs. Utah State (Sept. 21)** ... Made his debut against Utah State on special teams, returning his first career kickoff for 18 yards ... Played on special teams at Colorado State and again vs. Wyoming ... **at San José State (Oct. 19)** ... Returned the opening kickoff 95 yards for a touchdown at San José State, while rushing a career-high eight times for a career-best 27 yards ... It was the first touchdown of his career ... **It was SDSU's first kick return for a touchdown since Juwan Washington had one on Dec. 23, 2017 vs. Army in the Armed Forces Bowl, but its FBS-leading 11th since 2015 ... at UNLV (Oct. 26)** ... Rushed six times for 31 yards (5.2 avg.) with a long run of 14 yards in just 11 offensive snaps at UNLV, while returning two kickoffs for 27 yards (13.5 avg.) with a long of 14 yards ... **vs. Nevada (Nov. 9)** ... Had a 3-yard rush in a pair of snaps against Nevada, while also seeing time on special teams ... **vs. Fresno State (Nov. 15)** ... Had a 3-yard rush in four offensive snaps and played special teams against Fresno State.
- **2018 (Freshman):** Played in 10 games on the season, starting once ... Rushed 11 times for 40 yards (3.6 avg) with a long of 16 yards ... Also had a 12-yard catch ... Did not play in the opener at No. 13/13 Stanford, but was on the travel squad ... Also did not play vs. Sacramento State ... Played for the first time of his career against No. 23/25 Arizona State, logging snaps on special teams ... Recorded his first career carry against Eastern Michigan for one yard, while also playing on special teams ... Did not play at rv/No. 24 Boise State ... Played seven snaps against Air Force, rushing a four times for six yards (1.5 avg.) ... Started for the first time of his career vs. San José State, rushing five times for 22 yards (4.4 avg.) with a long of 16 yards ... Played on special teams at Nevada and at New Mexico ... Played on special teams vs. UNLV and one offensive snap, catching a 12-yard pass, the first reception of his career ... Played on special teams at Fresno State and again vs. Hawai'i ... Carried once for an 11-yard gain against Ohio in the DXL Frisco Bowl.
- **2017 (Redshirt):** Utilized his redshirt season.
- **High School:** Received four letters at Cedar Hill High School in Cedar Hill, Texas ... Led the Longhorns to a 34-7 record (.829) over his last three years as a running back ... Rushed for 2,070 yards and 26 touchdowns on 323 carries (6.4 avg.) over the three years, according to MaxPreps, while adding 113 catches for 1,749 yards (15.5 avg.) and 17 touchdowns ... Was an all-district utility MVP ... Also was chosen as the freshman newcomer of the year ... Was an academic all-district pick ... Was a consensus three-star recruit by Rivals, ESPN, 247sports and Scout ... Received a grade of 86 by 247sports and a 78 by ESPN ... Ranked as the seventh-best

all-purpose back by Rivals and the 15th by 247sports ... Scout ranked him as the 11th-best running back in the state of Texas.

- **Personal:** Kaegun Lashun Williams was born Oct. 14, 1998, in Stephenville, Texas ... Son of Scarlett Williams ... Picked San Diego State over offers from Colorado, Tennessee, California, Navy, Tulsa, North Texas, SMU, Kansas and New Mexico ... A kinesiology major.

Williams' Career Statistics

Season	GP	GS	Rushing				Receiving					
			Att.	Yds.	TD	Lg.	No.	Yds.	Avg.	TD	Lg.	
2018	10	1	11	40	0	16	0	1	12	12.0	0	0
2019	7	0	17	63	0	14	0	0	0	0.0	0	0
Career	17	1	28	103	0	16	0	1	12	12.0	0	0

Kick Returns

Season	GP	GS	No.	Yds.	Avg.	Long	TD	All-Purpose	
								Total Yds	Gm.
2018	10	0	0	0	0.0	0	0	74	7.4
2019	7	0	4	140	35.0	95	1	201	28.7
Career	17	0	4	140	35.0	95	1	275	16.2

Career Highs: Carries: 9 at San José State (10/19/19); Rushing Yards: 31 at UNLV (10/26/19); Long Rush: 16 vs. San José State (10/20/18); Receptions: 1 vs. UNLV (11/10/18); Receiving Yards: 12 vs. UNLV (11/10/18); Long Reception: 12 vs. UNLV (11/10/18); Kick Returns: 2 at UNLV (10/26/19); Kick Return Yards: 95 at San José State (10/19/19); Kick Return Touchdowns: 1 at San José State (10/19/19); Long Kick Return: 95 at San José State (10/19/19); All-Purpose Yards: 95 at San José State (10/19/19); Total Touchdowns: 1 at San José State (10/19/19).

2019 Highs: Carries: 9 at San José State (10/19/19); Rushing Yards: 31 at UNLV (10/26/19); Long Rush: 16 vs. San José State (10/20/18); Kick Returns: 2 at UNLV (10/26/19); Kick Return Yards: 95 at San José State (10/19/19); Kick Return Touchdowns: 1 at San José State (10/19/19); Long Kick Return: 95 at San José State (10/19/19); All-Purpose Yards: 95 at San José State (10/19/19); Total Touchdowns: 1 at San José State (10/19/19).

Williams' Career Game-by-Game

Date	Opponent	GP	GS	Rushing			Receiving			
				Att.	Yds.	Avg.	TD	No.	Yds.	TD
A.31.18	at No. 13/13 Stanford			--- Did Not Play ---						
S.8.18	Sacramento State			--- Did Not Play ---						
S.15.18	No. 23/25 Arizona State	1	0	0	0	0.00	0	0	0	0
S.22.18	Eastern Michigan	1	0	1	1	1.00	0	0	0	0
O.6.18	at rv/No. 24 Boise State*			--- Did Not Play ---						
O.12.18	Air Force*	1	0	4	6	1.50	0	0	0	0
O.20.18	San José State*	1	1	5	22	4.40	0	0	0	0
O.27.18	at Nevada*	1	0	0	0	0.00	0	0	0	0
N.3.18	at New Mexico*	1	0	0	0	0.00	0	0	0	0
N.10.18	UNLV*	1	0	0	0	0.00	0	1	12	0
N.17.18	at Fresno State*	1	0	0	0	0.00	0	0	0	0
A.31.19	Weber State			--- Did Not Play - Inj. ---						
S.7.19	at UCLA			--- Did Not Play - Inj. ---						
S.14.19	at New Mexico State			--- Did Not Play - Inj. ---						
S.21.19	Utah State*	1	0	0	0	0.00	0	0	0	0
O.5.19	at Colorado State*	1	0	0	0	0.00	0	0	0	0
O.12.19	Wyoming*	1	0	0	0	0.00	0	0	0	0
O.19.19	at San José State*	1	0	9	27	3.00	0	0	0	0
O.26.19	at UNLV*	1	0	6	31	5.20	0	0	0	0
N.9.19	Nevada*	1	0	1	3	3.00	0	0	0	0
N.15.19	Fresno State*	1	0	1	2	2.00	0	0	0	0

*Bold indicates season high. * - Mountain West game. # - 2018 DXL Frisco Bowl (Toyota Stadium; Frisco, Texas).*

#17 ERIC WILSON

Cornerback • Junior • 6-0 • 185 • Oceanside, Calif. • Riverside City College

- **At San Diego State:** JC transfer, who has good technique ... Looking for playing time in Rocky Long's 3-3-5 defense ... Enters the Hawai'i game as the backup to Darren Hall at one of the cornerback positions.

- **2019 (Junior):** Has played in three games in his first season at San Diego State without recording a stat ... Did not play in the the first four games of the season ... Played three statless snaps late at Colorado State in his first career appearance ... Did not play vs. Wyoming, at San José State or at UNLV ... Logged special teams snaps for the first time of his career vs. Nevada and then again vs. Fresno State.

- **At Riverside City College (2017-18):** Totaled 69 tackles (50 solo) over his two seasons to go along with four tackles for loss, five interceptions, 18 pass breakups and a blocked kick ... Earned All-California honors as a sophomore in 2018, and was a two-time all-league selection (first team in 2018, second team in 2017).

- **High School:** Registered 43 tackles, three interceptions, eight pass deflections and two fumble recoveries as a senior at El Camino High.

- **Personal:** Is undecided on a major.

Wilson's Career Statistics

Season	GP	GS	UA	A	TT	TFL	Sk	Int.	PBU	FF	FR
2019	3	0	0	0	0	0.0	0.0	0	0	0	0
Career	3	0	0	0	0	0.0	0.0	0	0	0	0

Career/2019 Highs:

#27 KYREE WOODS

Field Warrior/Cornerback • Senior • 6-0 • 190 • Mesa, Ariz. • Chandler HS

- **At San Diego State:** Athletic defensive back, who continues to learn and get better ... Is excellent against the run with good coverage skills ... Not afraid of contact ... Was on the two-deep for the final five games in 2016 at left cornerback as a true freshman ... Then played in 12-of-13 in 2017, before starting the first 10 games at cornerback last year ... Made the move to Field Warrior (safety) in the spring ... Was slated to start 2019 at Boundary Warrior, but moved back to cornerback for the first two games with Darren Hall out with an injury, but went back to Boundary Warrior ... Tore his ACL in his right knee in the fifth game of the season at Colorado State and will miss the rest of the season.

- **2019 (Senior):** Started the team's first five games, including the first two at cornerback and three at Boundary Warrior, before tearing his ACL in his right knee and missing the rest of the season ... Finished with 22 tackles (15 solo), including 3.0 tackles for loss, an 11-yard sack, forced fumble and two pass breakups ... **vs. Weber State (Aug. 31)** ... Started the opener with Weber State at cornerback, where he had four solo tackles, including one tackle for loss, and one pass breakup, while playing all 51 snaps ... **at UCLA (Sept. 7)** ... Came up with three tackles (two solo) in a start at cornerback at UCLA, while adding a 11-yard sack (and TFL), forced fumble and pass breakup ... **at New Mexico State (Sept. 14)** ... Started at Boundary Warrior for the first time of the season at New Mexico State, making four tackles (three solo) in 48 snaps ... **vs. Utah State (Sept. 21)** ... Had a career-high eight tackles (four solo) in a start at Boundary Warrior against Utah State, logging 46 snaps ... **at Colorado State (Oct. 5)** ... Had three tackles (two solo), including one for a 2-yard loss, in a start at Colorado State before exiting late with a knee injury ... Missed the rest of the season, including games vs. Wyoming, at San Jose State, at UNLV, vs. Nevada and vs. Fresno State.

- **2018 (Junior):** Played in all 13 games, starting 10 times at cornerback ... Had 37 tackles (24 solo) with 4.5 tackles for loss, a 12-yard sack, a forced fumble, fumble recovery and four pass breakups ... Earned his first career start in the opener at No. 13/13 Stanford, making five tackles with 0.5 tackle for loss ... Had a career-high seven stops (six solo) with a 4-yard tackle for loss vs. Sacramento State ... His seven stops tied Kyahva Tezino for the most on the team ... Had six tackles (five solo) and a career-best four pass breakups against No. 23/25 Arizona State ... The four pass breakups were tied for the 17th most in a FBS game in 2018 ... Had a big game against Eastern Michigan in another start, making four tackles (three solo) with a 12-yard sack, a career-high 1.5 tackles for loss and his first career forced fumble ... Started again at rv/No. 24 Boise State, making one tackle ... Had two assisted stops in a start vs. Air Force ... Made four tackles (two solo) with 0.5 tackles for loss against San José State in a starting role ... Had two stops (one solo), including a tackle for loss, in a start at Nevada ... Registered two solo tackles in a start at New Mexico ... Made one solo tackle in a start against UNLV ... Did not start for the first time at Fresno State, but did make a solo tackle on special teams ... Played on special teams against Hawai'i ... Had two tackles (one solo) and recovered his first career fumble in 25 snaps vs. Ohio in the DXL Frisco Bowl.

- **2017 (Sophomore):** Played in 12 games, making 13 tackles (nine solo) and a pass breakup ... Saw time in a reserve role in the opener vs. UC Davis, making one solo stop ... Had a solo stop off the bench on special teams at Arizona State ... Logged special teams time vs. No. 19/19 Stanford and at Air Force, but did not find the stat sheet ... Did not play against Northern Illinois

... Had a career-high four tackles (two solo) in time late and on special teams at UNLV ... Did not record a stat against Boise State ... Made one solo tackle against Fresno State ... Had a solo tackle on special teams at Hawai'i ... Had an assisted tackle at San José State ... Registered a solo stop against Nevada ... Had a pass breakup late against New Mexico, the first of his career ... Logged a career-high 33 snaps against Army West Point in the Armed Forces Bowl, making two tackles (one solo).

- **2016 (True Freshman):** Had one tackle in seven games, which went down as a 10-yard sack (and tackle for loss) ... Was not on the travel squad and did not play the first six games of the season ... Was on the travel roster for the first time of his career against San José State, but did not play ... Logged the first playing time of his career at Utah State without making the stat sheet ... Logged snaps late against Hawai'i, sacking UH quarterback Dru Brown for a 10-yard loss on 4th and 5, keeping SDSU's 55-0 shutout intact ... Also played the final five games of the season, including the MW Championship and the Las Vegas Bowl, without recording a stat.
- **High School:** A two-year letter winner at Chandler High School in Chandler, Ariz., the same high school that former Aztec and 2014 all-MW punt returner Lloyd Mills attended ... Helped the Wolves go 24-4 (.857) over his final two years, including a 9-1 record in league play ... Chandler HS finished first in the state in 2014 and second in 2015 ... Recorded 130 tackles, four interceptions and nine pass deflections over his two seasons, including 85 stops, two interceptions, a touchdown and six pass deflections as a senior in 2015 ... Was an all-state, all-section and all-district selection ... A three-star recruit by 247sports and ESPN, and a two-star recruit by Rivals and Scout ... Received a grade of 81 by 247sports and a grade of 71 by ESPN ... Was picked as the 13th-best recruit in Arizona by ESPN and the 17th best by 247sports ... Also played basketball and competed in track and field at Chandler High School ... A member of the National Honor Society.
- **Personal:** Kyree Damon Woods was born Feb. 2, 1998, in Mesa, Ariz. ... Picked the Aztecs over other offers from Brown, Cornell, Nevada, New Mexico State, UNLV and Utah State ... Also received interest from Boise State, Boston College, California, Colorado, Northwestern, Oregon, Washington State and Wyoming ... Is majoring in business administration with an emphasis in marketing.

Woods' Career Statistics

Season	GP	GS	UA	A	TT	TFL	Sk	Int.	PBU	FF	FR
2016	7	0	1	0	1	1.0	1.0	0	0	0	0
2017	12	0	9	4	13	0.0	0.0	0	1	0	0
2018	13	10	24	13	37	4.5	1.0	0	4	1	1
2019	5	5	15	7	22	3.0	1.0	0	2	1	0
Career	37	15	49	24	83	8.5	3.0	0	7	2	1

Career Highs: Tackles: 8 vs. Utah State (9/21/19); Tackles For Loss: 1.5 vs. Eastern Michigan (9/22/18); Sacks: 1.0 at UCLA (9/7/19), vs. Eastern Michigan (9/22/18), vs. Hawai'i (11/5/16); Pass Breakups: 4 vs. No. 23/25 Arizona State (9/15/18); Forced Fumbles: 1 at UCLA (9/7/19), vs. Eastern Michigan (9/22/18); Fumble Recoveries: 1 vs. Ohio (12/19/18).

2019 Highs: Tackles: 8 vs. Utah State (9/21/19); Tackles For Loss: 1.0 at Colorado State (10/5/19), at UCLA (9/7/19), vs. Weber State (8/31/19); Sacks: 1.0 at UCLA (9/7/19); Pass Breakups: 1 at UCLA (9/7/19), vs. Weber State (8/31/19); Forced Fumbles: 1 at UCLA (9/7/19).

Woods' Career Game-by-Game

Date	Opponent	GP	GS	UA	A	TT	TFL	Sk.	Int.	PBU	FF	FR
S.3.16	New Hampshire											
S.10.16	California											
S.17.16	at Northern Illinois											
O.1.16	at South Alabama											
O.8.16	UNLV*											
O.14.16	at Fresno State*											
O.21.16	San José State*											
O.28.16	at Utah State*	1	0	0	0	0	0.0	0.0	0	0	0	0
N.5.16	Hawai'i*	1	0	1	0	1	1.0	1.0	0	0	0	0
N.12.16	at Nevada*	1	0	0	0	0	0.0	0.0	0	0	0	0
N.19.16	at Wyoming*	1	0	0	0	0	0.0	0.0	0	0	0	0
N.26.16	Colorado State*	1	0	0	0	0	0.0	0.0	0	0	0	0
D.3.16	at Wyoming@	1	0	0	0	0	0.0	0.0	0	0	0	0
D.17.16	vs. Houston^	1	0	0	0	0	0.0	0.0	0	0	0	0
S.2.17	UC Davis	1	0	2	0	2	0.0	0.0	0	0	0	0
S.9.17	at Arizona State	1	0	1	0	1	0.0	0.0	0	0	0	0

Date	Opponent	GP	GS	UA	A	TT	TFL	Sk.	Int.	PBU	FF	FR
S.16.17	No. 19/19 Stanford	1	0	0	0	0	0.0	0.0	0	0	0	0
S.23.17	at Air Force*	1	0	0	0	0	0.0	0.0	0	0	0	0
S.30.17	Northern Illinois											
--- Did Not Play ---												
O.7.17	at UNLV*	1	0	2	2	4	0.0	0.0	0	0	0	0
O.14.17	Boise State*	1	0	0	0	0	0.0	0.0	0	0	0	0
O.21.17	Fresno State*	1	0	1	0	1	0.0	0.0	0	0	0	0
O.28.17	at Hawai'i*	1	0	1	0	1	0.0	0.0	0	0	0	0
N.4.17	at San José State*	1	0	0	1	1	0.0	0.0	0	0	0	0
N.18.17	Nevada*	1	0	1	0	1	0.0	0.0	0	0	0	0
N.24.17	New Mexico*	1	0	0	0	0	0.0	0.0	0	1	0	0
D.23.17	vs. Army West Point*	1	0	1	1	2	0.0	0.0	0	0	0	0
A.31.18	at No. 13/13 Stanford	1	1	1	4	5	0.5	0.0	0	0	0	0
S.8.18	Sacramento State	1	1	6	1	7	1.0	0.0	0	0	0	0
S.15.18	No. 23/25 Arizona State	1	1	5	1	6	0.0	0.0	0	4	0	0
S.22.18	Eastern Michigan	1	1	3	1	4	1.5	1.0	0	0	1	0
O.6.18	at rv/No. 24 Boise State*	1	1	1	0	1	0.0	0.0	0	0	0	0
O.12.18	Air Force*	1	1	0	2	2	0.0	0.0	0	0	0	0
O.20.18	San José State*	1	1	2	2	4	0.5	0.0	0	0	0	0
O.27.18	at Nevada*	1	1	1	1	2	1.0	0.0	0	0	0	0
N.3.18	at New Mexico*	1	1	2	0	2	0.0	0.0	0	0	0	0
N.10.18	UNLV*	1	1	1	0	1	0.0	0.0	0	0	0	0
N.17.18	at Fresno State*	1	0	1	0	1	0.0	0.0	0	0	0	0
N.24.18	Hawai'i*	1	0	0	0	0	0.0	0.0	0	0	0	0
D.19.18	vs. Ohio#	1	0	1	1	2	0.0	0.0	0	0	0	1
A.31.18	Weber State	1	1	4	0	4	1.0	0.0	0	1	0	0
S.7.19	at UCLA	1	1	2	1	3	1.0	1.0	0	1	1	0
S.14.19	at New Mexico State	1	1	3	1	4	0.0	0.0	0	0	0	0
S.21.19	Utah State*	1	1	4	4	8	0.0	0.0	0	0	0	0
O.5.19	at Colorado State*	1	1	2	1	3	1.0	0.0	0	0	0	0
O.12.19	Wyoming*											
--- Did Not Play - Injury ---												
O.19.19	at San José State*											
--- Did Not Play - Injury ---												
O.26.19	at UNLV*											
--- Did Not Play - Injury ---												
N.9.19	vs. Nevada*											
--- Did Not Play - Injury ---												
N.15.19	vs. Fresno State*											
--- Did Not Play - Injury ---												

*Bold indicates season high. * - Mountain West game. @ - 2016 Mountain West Championship (War Memorial Stadium; Laramie, Wyo.). ^ - 2016 Las Vegas Bowl (Sam Boyd Stadium; Las Vegas, Nev.). + - 2017 Lockheed Martin Armed Forces Bowl (Amon Carter Stadium; Fort Worth, Texas). # - 2018 DXL Frisco Bowl (Toyota Stadium; Frisco, Texas).*

SAN DIEGO STATE, 2019 STATISTICS

Overall: 8-2

MW: 5-2

Home: 3-2

Road: 5-0

Neutral: 0-0

2019 Schedule & Results

Date	Opponent	SDSU Rk.	Opp. Rk.	TV	Site	Time/Result	Attend.	Top SDSU Rusher	Top SDSU Passer	Top SDSU Receiver	Top SDSU Tackler
Aug. 31	Weber State	--	--	none	San Diego	W, 6-0	40,222	Washington (22-55-0)	Agnew (16-30-0, 0, 108)	Mathews (3-25-0)	D. Johnson (12)
Sept. 7	at UCLA	--	--	PAC-12	Pasadena	W, 23-14	36,951	Washington (20-41-0)	Agnew (23-31-0, 1, 293)	K. Smith (7-131-1)	Hawkins (10)
Sept. 14	at New Mexico State	--	--	FLO	Las Cruces	W, 31-10	10,123	Byrd (22-118-2)	Agnew (17-26-1, 1, 106)	Kothe (4-34-0)	Three with 7
Sept. 21	Utah State*	--	--	CBSSN	San Diego	L, 17-23	27,367	Bell (18-64-0)	Agnew (20-37-1, 2, 281)	K. Smith (7-102-1)	Hall (9)
Oct. 5	at Colorado State*	--	--	ESPN2	Fort Collins	W, 24-10	29,767	Washington (22-85-0)	Agnew (16-20-0, 3, 147)	K. Smith (7-101-2)	Tezino (13)
Oct. 12	Wyoming*	--	--	CBSSN	San Diego	W, 26-22	28,758	Washington (23-84-1)	Agnew (21-32-0, 2, 209)	Mathews (6-73-0)	D. Johnson (8)
Oct. 19	at San José State*	rv/rv	--	none	San Jose	W, 27-17	18,285	Washington (13-78-1)	Agnew (13-20-0, 0, 88)	K. Smith (4-29-0)	Tezino (10)
Oct. 26	at UNLV*	rv/rv	--	CBSSN	Las Vegas	W, 20-17	19,652	Washington (16-89-0)	Agnew (14-23-1, 1, 185)	K. Smith (7-78-0)	Tr. Thompson (12)
Nov. 9	Nevada*	24/24	--	ESPN2	San Diego	L, 13-17	27,973	Bell (11-40-1)	Agnew (18-35-1, 0, 196)	K. Smith (5-40-0)	Tezino/Johnson (9)
Nov. 15	Fresno State*	rv/rv	--	ESPN2	San Diego	W, 17-7	26,876	Bell (14-53-0)	Agnew (33-47-1, 1, 323)	Mathews (8-119-0)	D. Johnson (8)
Nov. 23	at Hawai'i*	rv/25	--	Spectrum	Honolulu	6 p.m. HT					
Nov. 30	Brigham Young	--	--	CBSSN	San Diego	6 p.m. PT					

Rankings listed (AP/USA Today). * - Mountain West Game.

TEAM STATISTICS	SDSU	OPP				
SCORING	204	137				
Points Per Game	20.4	13.7				
Points Off Turnovers	45	14				
FIRST DOWNS	202	143				
Rushing	89	45				
Passing	99	85				
Penalty	14	13				
RUSHING YARDAGE	1,418	658				
Yards gained rushing	1,711	916				
Yards lost rushing	293	258				
Rushing Attempts	430	271				
Average Per Rush	3.3	2.4				
Average Per Game	141.8	65.8				
TDs Rushing	9	6				
PASSING YARDAGE	1,946	2,043				
Comp-Att-Int	191-301-5	199-329-12				
Average Per Pass	6.5	6.2				
Average Per Catch	10.2	10.3				
Average Per Game	194.6	204.2				
TDs Passing	11	9				
TOTAL OFFENSE	3,364	2,701				
Total Plays	731	600				
Average Per Play	4.6	4.5				
Average Per Game	336.4	270.1				
KICK RETURNS: #-Yards	19-432	10-196				
PUNT RETURNS: #-Yards	26-181	20-170				
INT RETURNS: #-Yards	12-33	5-90				
KICK RETURN AVERAGE	22.7	19.6				
PUNT RETURN AVERAGE	7.0	8.5				
INT RETURN AVERAGE	2.8	18.0				
FUMBLES-LOST	6-2	14-6				
PENALTIES-Yards	63-515	53-424				
Average Per Game	51.5	42.4				
PUNTS-Yards	55-2,513	56-2,433				
Average Per Punt	45.7	43.4				
Net punt average	40.4	39.9				
KICKOFFS-Yards	49-3,064	32-1,911				
Average Per Kick	62.5	59.7				
Net kick average	39.7	37.6				
TIME OF POSSESSION/Game	34:44	25:16				
3RD-DOWN Conversions	63/163	42/133				
3rd-Down Pct	39%	32%				
4TH-DOWN Conversions	11/20	8/17				
4th-Down Pct	55%	47%				
SACKS BY-Yards	23-134	18-152				
MISC YARDS	0	5				
TOUCHDOWNS SCORED	22	16				
FIELD GOALS-ATTEMPTS	17-20	8-11				
ON-SIDE KICKS	0-0	0-2				
RED-ZONE SCORES	(28-36) 78%	(20-25) 80%				
RED-ZONE TOUCHDOWNS	(16-36) 44%	(13-25) 52%				
PAT-ATTEMPTS	(21-21) 100%	(15-15) 100%				
ATTENDANCE	151,196	114,778				
Games/Avg Per Game	5/30,239	5/22,956				
Neutral Site Games		0/0				
SCORE BY QUARTER	1st	2nd	3rd	4th	OT	Total
San Diego State	54	38	61	51	-	204
Opponents	34	34	33	36	-	137

RUSHING

Player	G	Att.	Gain	Loss	Net	Avg.	TD	Long	YPG	100+	Hi Gm
WASHINGTON, Juwan	7	131	483	33	450	3.4	2	30	64.3	0	89
BELL, Chance	9	81	378	19	359	4.4	2	22	39.9	1	116
JASMIN, Chase	10	55	258	24	234	4.3	3	50	23.4	0	70
BYRD, Jordan	9	60	234	19	215	3.6	2	23	23.9	1	118
AGNEW, Ryan	10	69	276	164	112	1.6	0	19	11.2	0	44
WILLIAMS, Kaegun	7	17	71	8	63	3.7	0	14	9.0	0	27
MATTHEWS, Jesse	10	1	7	0	7	7.0	0	7	0.7	0	7
BROOKSHIRE, Jordan	1	1	2	0	2	2.0	0	2	2.0	0	2
BUSBEE, BJ	9	2	2	2	0	0.0	0	2	0.0	0	2
DEDEAUX, Ethan	8	1	0	2	-2	-2.0	0	0	-0.2	0	-2
HEICKLEN, Brandon	10	1	0	2	-2	-2.0	0	0	-0.2	0	-2
TEAM	6	11	0	20	-20	-1.8	0	0	-3.3	0	-20
SDSU TOTALS	10	430	1711	293	1,418	3.3	9	50	141.8	2	118
OPPONENTS	10	271	916	258	658	2.4	6	42	65.8	1	113

PASSING

Player	G	Effic.	Cmp.	Att.	Int.	Pct.	Yds.	TD	Long	YPG
AGNEW, Ryan	10	126.50	191	301	5	63.5	1,946	11	49	194.6
SDSU TOTALS	10	126.50	191	301	5	63.5	1,946	11	49	194.6
OPPONENTS	10	114.38	199	329	12	60.5	2,043	9	58	204.3

RECEIVING

Player	G	No.	Yds.	Avg.	TD	Long	YPG	100+	Hi Re.	Hi Yd.
SMITH, Kobe	10	48	580	12.1	4	42	58.0	3	7	131
MATTHEWS, Jesse	10	37	412	11.1	0	29	41.2	1	8	119
WASHINGTON, Juwan	7	15	94	6.3	2	21	13.4	0	4	34
KOTHE, Elijah	6	13	140	10.8	0	29	23.3	0	4	45
BELLINGER, Daniel	10	12	156	13.0	2	28	15.6	0	4	40
HOUSTON, Parker	10	11	88	8.0	0	19	8.8	0	3	38
JASMIN, Chase	10	10	74	7.4	1	12	7.4	0	6	40
BUSBEE, BJ	9	10	65	6.5	0	14	7.2	0	2	14
BYRD, Jordan	9	10	41	4.1	0	20	4.6	0	4	32
BELL, Chance	9	9	72	8.0	0	21	8.0	0	3	33
RICHARDSON, Isaiah	10	8	106	13.2	1	49	10.6	0	3	65
DEDEAUX, Ethan	8	5	98	19.6	1	49	12.2	0	2	49
LESSARD, Isaac	6	1	18	18.0	0	18	3.0	0	1	18
WILLIAMS, Kaegun	7	1	11	11.0	0	11	1.6	0	1	11
AGNEW, Ryan	10	1	-9	-9.0	0	0	-0.9	0	1	-9
SDSU TOTALS	10	191	1,946	10.2	11	49	194.6	4	7	131
OPPONENTS	10	199	2,043	10.3	9	58	204.3	1	7	121

TOTAL OFFENSE

Player	G	Plays	Rush	Pass	Total	YPG
AGNEW, Ryan	10	370	112	1,946	2,058	205.8
WASHINGTON, Juwan	7	131	450	0	450	64.3
BELL, Chance	9	81	359	0	359	39.9
JASMIN, Chase	10	55	234	0	234	23.4
BYRD, Jordan	9	60	215	0	215	23.9
WILLIAMS, Kaegun	7	17	63	0	63	9.0
MATTHEWS, Jesse	10	1	7	0	7	0.7
BROOKSHIRE, Jordan	1	1	2	0	2	2.0
HEICKLEN, Brandon	10	1	-2	0	-2	-0.2
DEDEAUX, Ethan	8	1	-2	0	-2	-0.2
TEAM	6	11	-20	0	-20	-3.3
SDSU TOTALS	10	731	1,418	1,946	3,364	336.4
OPPONENTS	10	600	658	2,043	2,701	270.1

SAN DIEGO STATE, 2019 STATISTICS, cont.

PUNT RETURNS					
Player	No.	Yards	Avg.	TD	Long
BYRD, Jordan	12	93	7.8	0	17
MATTHEWS, Jesse	11	78	7.1	0	25
THOMPSON, Tariq	2	3	1.5	0	3
THOMPSON, Trenton	1	7	7.0	0	0
MCDONALD, Caden	0	0	0.0	1	0
SDSU TOTALS	26	181	7.0	1	25
OPPONENTS	20	170	8.5	0	30

KICKOFF RETURNS					
Player	No.	Yards	Avg.	TD	Long
BYRD, Jordan	10	222	22.2	0	33
WILLIAMS, K.	4	140	35.0	1	95
JASMIN, Chase	2	30	15.0	0	20
DEDEAUX, Ethan	1	14	14.0	0	14
SDSU TOTALS	19	432	22.7	1	95
OPPONENTS	10	196	19.6	0	39

INTERCEPTION RETURNS					
Player	No.	Yards	Avg.	TD	Long
BARCOO, Luq	7	5	0.7	0	5
THOMPSON, Tariq	2	0	0.0	0	0
HALL, Darren	1	0	0.0	0	0
TEZINO, Kyahva	1	17	17.0	0	17
MCDONALD, Caden	1	11	11.0	0	11
SDSU TOTALS	12	33	2.8	0	17
OPPONENTS	5	90	18.0	1	48

FUMBLE RETURNS					
Player	No.	Yards	Avg.	TD	Long
THOMPSON, Tariq	2	48	24.0	0	45
SDSU TOTALS	2	48	24.0	0	45
OPPONENTS	0	0	0.0	0	0

PUNTING (NET)										
Player	No.	Yds.	Avg.	Lg.	TB	I20	50+	Blk.	Yds.	Avg.
HEICKLEN, Brandon	55	2,513	45.7	61	6	22	22	0	2,223	40.4
SDSU TOTALS	55	2,513	45.7	61	6	22	22	0	2,223	40.4
OPPONENTS	56	2,433	43.4	64	1	15	13	1	2,232	39.9

FIELD GOALS									
Player	FGM-A	Pct.	1-19	20-29	30-39	40-49	50+	Lg.	
ARAIZA, Matt	17-20	85.0	0-0	8-8	4-5	5-7	0-0	47	
WSU:	34g, 29g;	UCLA:	43g, 47wr, 31g, 25g;	NMSU:	40g;	USU:	22g;	CSU:	22g;
WYO:	47g, 32g, 38wr;	SJSU:	41g, 27g;	UNLV:	25g, 34g;	NEV:	21g, 44g;	FS:	22g, 42b
SDSU TOTALS	16-18	88.9	0-0	7-7	4-5	5-6	0-0	47	
OPPONENTS	8-11	72.7	0-0	3-3	4-4	1-4	0-0	46	

KICKOFFS (NET)								
Player	No.	Yds.	Avg.	TB	OB	Ret.	Yds.	Avg.
ARAIZA, Matt	49	3,064	62.5	37	0	196	1,943	39.7
SDSU TOTALS	49	3,064	62.5	37	0	196	1,943	39.7
OPPONENTS	32	1,911	59.7	11	0	432	1,204	37.6

SCORING

Player	TD	FGs	Kick	Rush	PATs				Safety	Points
					Rcv.	Pass	DXP			
ARAIZA, Matt	0	17-20	21-21	0-0	0	0-0	0	0	0	72
SMITH, Kobe	4	0-0	0-0	0-0	0	0-0	0	0	0	24
WASHINGTON, Juwan	4	0-0	0-0	0-0	0	0-0	0	0	0	24
JASMIN, Chase	4	0-0	0-0	0-0	0	0-0	0	0	0	24
BYRD, Jordan	2	0-0	0-0	0-0	0	0-0	0	0	0	12
BELL, Chance	2	0-0	0-0	0-0	0	0-0	0	0	0	12
BELLINGER, Daniel	2	0-0	0-0	0-0	0	0-0	0	0	0	12
RICHARDSON, Isaiah	1	0-0	0-0	0-0	0	0-0	0	0	0	6
DEDEAUX, Ethan	1	0-0	0-0	0-0	0	0-0	0	0	0	6
MCDONALD, Caden	1	0-0	0-0	0-0	0	0-0	0	0	0	6
WILLIAMS, Kaegun	1	0-0	0-0	0-0	0	0-0	0	0	0	6
AGNEW, Ryan	0	0-0	0-0	0-0	0	0-1	0	0	0	0
SDSU TOTALS	22	17-20	21-21	0-0	0	0-1	0	0	0	204
OPPONENTS	16	8-11	15-15	1-1	0	0-0	0	0	0	137

ALL-PURPOSE YARDAGE

Player	G	Rush	Rec.	PR	KOR	IR	Total	YPG
BYRD, Jordan	9	215	41	93	248	0	597	66.3
SMITH, Kobe	10	0	580	0	0	0	580	58.0
WASHINGTON, Juan	7	450	94	0	0	0	544	77.7
MATTHEWS, Jesse	10	7	412	78	0	0	497	49.7
BELL, Chance	9	359	72	0	0	0	431	47.9
JASMIN, Chase	10	234	74	0	30	0	338	33.8
WILLIAMS, Kaegun	7	63	11	0	140	0	214	30.6
BELLINGER, Daniel	10	0	156	0	0	0	156	15.6
KOTHE, Elijah	6	0	140	0	0	0	140	23.3
DEDEAUX, Ethan	8	-2	98	0	14	0	110	13.8
RICHARDSON, Isaiah	10	0	106	0	0	0	106	10.6
AGNEW, Ryan	10	112	-9	0	0	0	103	10.3
HOUSTON, Parker	10	0	88	0	0	0	88	8.8
BUSBEE, BJ	9	0	65	0	0	0	65	7.2
LESSARD, Isaac	6	0	18	0	0	0	18	3.0
TEZINO, Kyahva	10	0	0	0	0	17	17	1.7
MCDONALD, Caden	10	0	0	0	0	11	11	1.1
THOMPSON, Trenton	10	0	0	7	0	0	7	0.7
BARCOO, Luq	10	0	0	0	0	5	5	0.5
THOMPSON, Tariq	10	0	0	3	0	0	3	0.3
BROOKSHIRE, Jordan	1	2	0	0	0	0	2	2.0
HEICKLEN, Brandon	10	-2	0	0	0	0	-2	-0.2
TEAM	6	-20	0	0	0	0	-20	-3.3
SDSU TOTALS	10	1,418	1,946	181	432	33	4,010	401.0
OPPONENTS	10	658	2,043	170	196	90	3,157	315.7

RED ZONE STATISTICS

San Diego State Inside Opponent Red-Zone

Date	Opponent	Score	Times		Total Pts	Rush		Pass		FGs		Failed to score inside RZ				
			In RZ	Score		TDs	TDs	TDs	Made	FGA	Dow	Int	Fum	Half	Gam	
Aug 31, 201	WEBER STATE	6-0	3	2	6	0	0	0	0	2	0	0	0	1	0	0
Sep 07, 201	at UCLA	23-14	4	3	13	1	1	0	0	2	0	0	0	0	1	0
Sep 14, 201	at New Mexico State	31-10	4	4	28	4	3	1	0	0	0	0	0	0	0	0
Sep 21, 201	UTAH STATE	L 17-23	3	2	10	1	0	1	1	1	0	1	0	0	0	0
Oct 05, 201	at Colorado State	24-10	5	4	24	3	0	3	1	1	0	1	0	0	0	0
Oct 12, 201	WYOMING	26-22	4	4	23	3	1	2	1	1	0	0	0	0	0	0
Oct 19, 201	at San Jose State	27-17	3	2	10	1	1	0	1	1	0	0	0	0	1	0
Oct 26, 201	at UNLV	20-17	2	2	6	0	0	0	0	2	0	0	0	0	0	0
Nov 09, 201	NEVADA	L 13-17	3	2	10	1	1	0	1	1	0	0	1	0	0	0
Nov 15, 201	FRESNO STATE	17-7	5	3	17	2	1	1	1	1	0	1	0	1	0	0
Totals			36	28	147	16	8	8	12	12	0	3	1	2	2	0
28 of 36 (77.8%)																

Opponents Inside San Diego State Red-Zone

Date	Opponent	Score	Times		Total Pts	Rush		Pass		FGs		Failed to score inside RZ				
			In RZ	Score		TDs	TDs	TDs	Made	FGA	Dow	Int	Fum	Half	Gam	
Aug 31, 201	WEBER STATE	6-0	0	0	0	0	0	0	0	0	0	0	0	0	0	0
Sep 07, 201	at UCLA	23-14	2	2	14	2	1	1	0	0	0	0	0	0	0	0
Sep 14, 201	at New Mexico State	31-10	1	0	0	0	0	0	0	0	0	1	0	0	0	0
Sep 21, 201	UTAH STATE	L 17-23	5	4	16	1	1	0	3	3	0	0	0	0	1	0
Oct 05, 201	at Colorado State	24-10	3	2	10	1	0	1	1	1	0	1	0	0	0	0
Oct 12, 201	WYOMING	26-22	3	3	22	3	2	1	0	0	0	0	0	0	0	0
Oct 19, 201	at San Jose State	27-17	3	3	17	2	0	2	1	1	0	0	0	0	0	0
Oct 26, 201	at UNLV	20-17	2	2	10	1	0	1	1	1	0	0	0	0	0	0
Nov 09, 201	NEVADA	L 13-17	4	3	17	2	1	1	1	1	0	0	1	0	0	0
Nov 15, 201	FRESNO STATE	17-7	2	1	7	1	1	0	0	0	0	0	1	0	0	0
Totals			25	20	113	13	6	7	7	7	0	2	2	0	1	0
20 of 25 (80.0%)																

HECKLEN PUNT-BY-PUNT

Opponent	From	To	Yds	Return	Net	FP	Opponent	From	To	Yds	Return	Net	FP	Opponent	From	To	Yds	Return	Net	FP	
Weber State	SD 26	Opp 33	41	fair catch	41	Opp 33	at Colorado State	SD 32	Opp 15	53	15 yards	38	Opp 30	Nevada	SD 41	Opp 00	59	touchback	39	Opp 20	
	SD 40	Opp 14	46	fair catch	46	Opp 14		SD 45	Opp 14	41	out-of-bounds	41	Opp 14*		SD 38	Opp 11	51	19 yards	32	Opp 30	
	SD 33	Opp 09	58	0 yards	58	Opp 09**		SD 45	Opp 12	54	-7 yards	61	Opp 03^**		SD 13	Opp 40	47	23 yards	24	SD 22^	
	SD 45	Opp 00	55	touchback	35	Opp 20		SD 13	SD 40	27	out-of-bounds	27	SD 40		SD 07	Opp 44	49	5 yards	44	Opp 49	
	SD 39	Opp 11	50	10 yards	40	Opp 21		SD 47	Opp 10	43	fair catch	43	Opp 10*		SD 09	Opp 45	46	fair catch	46	Opp 45	
	SD 43	Opp 02	55	downed	55	Opp 02**		SD 09	50	41	fair catch	41	50		SD 45	Opp 00	55	touchback	35	Opp 20	
	SD 16	Opp 33	51	fair catch	51	Opp 33		SD 11	Opp 44	45	fair catch	45	Opp 44		Fresno State	SD 39	Opp 00	61	touchback	41	Opp 10^
	SD 21	Opp 35	44	fair catch	44	Opp 35		SD 19	Opp 29	52	-3 yards	55	Opp 26		SD 43	Opp 03	54	downed	54	Opp 03**	
SD 41	Opp 18	41	3 yards	38	Opp 21	Wyoming	SD 23	Opp 26	51	10 yards	41	Opp 36	SD 45	Opp 00	55	touchback	35	Opp 20			
at UCLA	SD 25	Opp 29	46	30 yards	16	SD 41	SD 35	Opp 08	57	11 yards	46	Opp 19*	* - indicates possession started inside opponent 20; ** - indicates possession started inside opponent 10; ^ - indicates there was a penalty on the play, resulting in a new spot; N/A - indicates the punt returner fumbled and lost possession								
	SD 46	Opp 12	42	out-of-bounds	42	Opp 06^**	SD 17	Opp 46	37	downed	37	Opp 46									
	Opp 39	Opp 12	27	out-of-bounds	27	Opp 12*	SD 30	Opp 18	52	7 yards	45	N/A									
	SD 33	Opp 26	41	13 yards	28	Opp 39	at San José State	SD 29	Opp 12	59	downed	59	Opp 12*								
at New Mexico St.	Opp 45	Opp 10	35	out-of-bounds	35	Opp 10*	Opp 36	Opp 02	34	downed	34	Opp 02**									
	SD 44	Opp 22	34	fair catch	34	Opp 22	SD 18	Opp 35	47	8 yards	39	Opp 43									
	SD 35	Opp 14	51	11 yards	40	Opp 13^	Opp 36	Opp 01	35	downed	35	Opp 01**									
	Opp 41	Opp 00	41	touchback	21	Opp 20	SD 45	Opp 01	54	downed	54	Opp 01**									
	SD 18	Opp 34	48	5 yards	43	Opp 39	at UNLV	SD 26	Opp 21	53	6 yards	47	Opp 27								
Utah State	Opp 35	Opp 06	29	downed	29	Opp 06**	Opp 47	Opp 10	37	fair catch	37	Opp 10*									
	Opp 40	Opp 12	28	downed	28	Opp 12*	SD 43	Opp 10	47	fair catch	47	Opp 10^									
	SD 20	Opp 30	50	out-of-bounds	50	Opp 30	SD 45	Opp 10	45	0 yards	45	Opp 10*									
	SD 16	Opp 35	49	fair catch	49	Opp 50^	Opp 40	Opp 07	33	fair catch	33	Opp 7**									
SD 50	Opp 20	30	out-of-bounds	30	Opp 20	SD 34	Opp 19	47	4 yards	43	Opp										

2019 SAN DIEGO STATE GAME-BY-GAME

TEAM STATISTICS

Date	Opponent	Rushing				Receiving				Passing				Kick Returns				Punt Returns				tot off
		no.	yds	td	lg	no.	yds	td	lg	cmp-att-int	yds	td	lg	no.	yds	td	lg	no.	yds	td	lg	
Aug 31	WEBER STATE	43	130	0	23	16	108	0	12	16-30-0	108	0	12	0	0	0	0	5	28	0	8	238
Sep 07	at UCLA	47	80	1	19	23	293	1	34	23-31-0	293	1	34	0	0	0	0	1	17	0	17	373
Sep 14	at New Mexico State	47	281	3	22	17	116	1	14	17-26-1	116	1	14	1	14	0	14	1	4	0	4	397
Sep 21	UTAH STATE	46	91	0	14	20	281	2	49	20-37-1	281	2	49	5	88	0	22	2	13	0	13	372
Oct 05	at Colorado State	43	91	0	14	16	147	3	42	16-20-0	147	3	42	1	33	0	33	2	15	0	12	238
Oct 12	WYOMING	36	120	1	18	21	209	2	28	21-32-0	209	2	28	3	63	0	22	3	21	0	9	329
Oct 19	at San Jose State	55	260	2	50	13	88	0	11	13-20-0	88	0	11	2	121	1	95	2	11	0	11	348
Oct 26	at UNLV	37	150	0	30	14	185	1	49	14-23-1	185	1	49	3	37	0	14	5	55	1	25	335
Nov 09	NEVADA	39	113	1	19	18	196	0	28	18-35-1	196	0	28	2	50	0	28	3	17	0	9	309
Nov 15	FRESNO STATE	37	102	1	20	33	323	1	29	33-47-1	323	1	29	2	26	0	20	2	0	0	1	425
San Diego State		430	1418	9	50	191	1946	11	49	191-301-5	1946	11	49	19	432	1	95	26	181	1	25	3364
		271	658	6	42	199	2043	9	58	199-329-1	2043	9	58	10	196	0	39	20	170	0	30	2701

Games: 10 • Avg/rush: 3.3 • Avg/catch: 10.2 • Pass effic: 126.50 • KR avg: 22.7 • PR avg: 7.0 • All purpose avg/game: 401.0 • Tot:

Date	Opponent	Tackles				Sacks	Fumble	Pass Defense			blkd	PAT Attempts			off					
		ua	a	total	tfl-yds	no-yds	ff	fr-yds	int-yds	qbh	brup	kick	kick	rush	rcv	saf	t/o	pts		
Aug 3	WEBER STATE	33	16	49	6.0-14	1.0-4	0	0-0	1-0	2	6	0	0-0	0	0	0	0	0	0	6
Sep 0	at UCLA	47	16	63	10.0-35	3.0-18	3	2-3	0-0	3	5	0	2-2	0	0	0	0	10	23	
Sep 1	at New Mexico State	34	32	66	9.0-46	6.0-40	2	2-45	2-17	5	3	0	4-4	0	0	0	14	31		
Sep 2	UTAH STATE	39	30	69	6.0-11	0.0-0	0	0-0	0-0	11	6	0	2-2	0	0	0	0	17		
Oct 05	at Colorado State	27	34	61	11.0-41	4.0-19	1	1-0	3-5	3	5	0	3-3	0	0	0	14	24		
Oct 12	WYOMING	30	28	58	3.0-8	1.0-3	1	1-0	1-0	4	4	0	2-2	0	0	0	0	26		
Oct 19	at San Jose State	21	22	43	3.0-10	1.0-5	0	0-0	1-11	8	5	0	3-3	0	0	0	0	27		
Oct 26	at UNLV	34	34	68	5.0-19	3.0-16	0	0-0	0-0	10	6	1	2-2	0	0	0	0	20		
Nov 0	NEVADA	36	24	60	7.0-25	2.0-14	0	0-0	1-0	2	3	0	1-1	0	0	0	0	13		
Nov 1	FRESNO STATE	25	24	49	6.0-27	2.0-15	0	0-0	3-0	7	4	0	2-2	0	0	0	7	17		
San Diego State		326	260	586	66.0-236	24.0-134	7	6-48	12-33	55	47	1	21-21	0	0	0	45	204		
		463	284	747	75.0-279	18.0-152	2	2-0	5-90	43	34	1	15-15	1	0	0	14	137		

Date	Opponent	Punting										Field Goals			Kickoffs				
		no.	yds	avg	long	blkd	tb	fc	50+	i20	md-att	long	blkd	no.	yds	avg	tb	ob	
Aug 3	WEBER STATE	9	441	49.0	58	0	1	4	5	3	2-2	34	0	3	195	65.0	1	0	
Sep 0	at UCLA	5	191	38.2	46	0	0	0	0	3	3-4	43	0	6	367	61.2	5	0	
Sep 1	at New Mexico State	5	203	40.6	51	0	1	1	1	2	1-1	40	0	6	390	65.0	6	0	
Sep 2	UTAH STATE	4	157	39.2	50	0	0	1	1	1	1-1	22	0	4	244	61.0	1	0	
Oct 05	at Colorado State	8	356	44.5	54	0	0	3	3	3	1-1	22	0	5	300	60.0	4	0	
Oct 12	WYOMING	4	197	49.2	57	0	0	0	3	1	2-3	47	0	6	390	65.0	6	0	
Oct 19	at San Jose State	5	229	45.8	59	0	0	0	2	4	2-2	41	0	6	347	57.8	4	0	
Oct 26	at UNLV	6	262	43.7	53	0	0	3	1	4	2-2	34	0	5	325	65.0	5	0	
Nov 0	NEVADA	6	307	51.2	59	0	2	1	3	0	2-2	44	0	4	246	61.5	3	0	
Nov 1	FRESNO STATE	3	170	56.7	61	0	2	0	3	1	1-2	22	1	4	260	65.0	2	0	
San Diego State		55	2513	45.7	61	0	6	13	22	22	17-20	47	1	49	3064	62.5	37	0	
		56	2433	43.4	64	1	1	14	13	15	8-11	46	0	32	1911	59.7	11	0	

2019 OPPONENT GAME-BY-GAME

OPPONENT STATISTICS

Date	Opponent	Rushing				Receiving				Passing				Kick Returns				Punt Returns				tot off
		no.	yds	td	lg	no.	yds	td	lg	cmp-att-int	yds	td	lg	no.	yds	td	lg	no.	yds	td	lg	
Aug 31	WEBER STATE	19	35	0	12	21	119	0	31	21-32-1	119	0	31	2	61	0	39	3	13	0	10	154
Sep 07	at UCLA	32	62	1	12	24	199	1	24	24-35-0	199	1	24	1	9	0	9	2	43	0	30	261
Sep 14	at New Mexico State	24	30	0	22	26	299	1	35	26-41-2	299	1	35	0	0	0	0	2	16	0	11	329
Sep 21	UTAH STATE	27	82	1	12	30	293	0	48	30-47-0	293	0	48	3	59	0	24	0	0	0	0	375
Oct 05	at Colorado State	25	18	0	11	19	217	1	57	19-32-3	217	1	57	0	0	0	0	3	5	0	15	235
Oct 12	WYOMING	39	157	2	26	5	109	1	45	5-14-1	109	1	45	0	0	0	0	3	28	0	11	266
Oct 19	at San Jose State	17	54	0	19	19	218	2	52	19-36-1	218	2	52	1	17	0	17	1	8	0	8	272
Oct 26	at UNLV	33	121	0	42	21	255	2	58	21-39-0	255	2	58	0	0	0	0	3	10	0	6	376
Nov 09	NEVADA	28	29	1	11	20	197	1	50	20-27-1	197	1	50	1	8	0	8	3	47	0	23	226
Nov 15	FRESNO STATE	27	70	1	16	14	137	0	53	14-26-3	137	0	53	2	42	0	24	0	0	0	0	207
Opponents		271	658	6	42	199	2043	9	58	199-329-1	2043	9	58	10	196	0	39	20	170	0	30	2701
		430	1418	9	50	191	1946	11	49	191-301-5	1946	11	49	19	432	1	95	26	181	1	25	3364

Games: 10 • Avg/rush: 2.4 • Avg/catch: 10.3 • Pass effic: 114.38 • KR avg: 19.6 • PR avg: 8.5 • All purpose avg/game: 315.7 • Tot

Date	Opponent	Tackles				Sacks no-yds	Fumble		Pass Defense			blkd kick	PAT Attempts			off					
		ua	a	total	tfl-yds		ff	fr-yds	int-yds	qbh	brup		kick	rush	rcv	saf	t/o	pts			
Aug 3	WEBER STATE	48	14	62	5.0-21	1.0-8	0	1-0	0-0	4	6	0	0-0	0	0	0	0	0	0	0	0
Sep 0	at UCLA	59	12	71	10.0-30	2.0-16	1	0-0	0-0	1	2	0	2-2	0	0	0	0	0	0	0	14
Sep 1	at New Mexico State	29	66	95	5.0-13	0.0-0	0	0-0	1-3	5	4	0	1-1	0	0	0	0	0	0	0	10
Sep 2	UTAH STATE	59	20	79	10.0-72	4.0-58	0	0-0	1-48	6	5	0	2-2	0	0	0	0	7	23		
Oct 05	at Colorado State	42	38	80	12.0-44	4.0-24	0	0-0	0-0	1	3	0	1-1	0	0	0	0	0	0	0	10
Oct 12	WYOMING	45	22	67	6.0-11	0.0-0	0	0-0	0-0	4	4	0	2-2	1	0	0	0	0	0	0	22
Oct 19	at San Jose State	50	28	78	6.0-15	2.0-9	0	0-0	0-0	1	3	0	2-2	0	0	0	0	0	0	0	17
Oct 26	at UNLV	40	24	64	8.0-27	2.0-15	0	0-0	1-13	5	2	0	2-2	0	0	0	0	7	17		
Nov 0	NEVADA	43	28	71	5.0-20	2.0-15	0	0-0	1-22	9	3	0	2-2	0	0	0	0	0	0	0	17
Nov 1	FRESNO STATE	48	32	80	8.0-26	1.0-7	1	1-0	1-4	7	2	1	1-1	0	0	0	0	0	0	0	7
Opponents		463	284	747	75.0-279	18.0-152	2	2-0	5-90	43	34	1	15-15	1	0	0	0	14	137		
		326	260	586	66.0-236	24.0-134	7	6-48	12-33	55	47	1	21-21	0	0	0	0	45	204		

Date	Opponent	Punting										Field Goals			Kickoffs			
		no.	yds	avg	long	blkd	tb	fc	50+	i20	md-att	long	blkd	no.	yds	avg	tb	ob
Aug 3	WEBER STATE	10	431	43.1	53	0	0	0	1	3	0-0	0	0	1	65	65.0	1	0
Sep 0	at UCLA	5	223	44.6	51	0	0	1	1	0	0-1	0	0	3	195	65.0	3	0
Sep 1	at New Mexico State	4	177	44.2	63	0	0	2	1	1	1-1	46	0	3	193	64.3	2	0
Sep 2	UTAH STATE	4	159	39.8	52	0	0	2	1	2	3-4	32	0	6	351	58.5	1	0
Oct 05	at Colorado State	5	258	51.6	64	0	1	2	3	1	1-1	36	0	2	126	63.0	1	0
Oct 12	WYOMING	5	240	48.0	55	0	0	1	2	1	0-0	0	0	4	249	62.2	1	0
Oct 19	at San Jose State	6	258	43.0	51	0	0	2	1	2	1-1	25	0	3	147	49.0	0	0
Oct 26	at UNLV	6	230	38.3	52	1	0	0	2	2	1-2	22	0	4	238	59.5	1	0
Nov 0	NEVADA	6	244	40.7	48	0	0	1	0	2	1-1	34	0	4	234	58.5	1	0
Nov 1	FRESNO STATE	5	213	42.6	50	0	0	3	1	1	0-0	0	0	2	113	56.5	0	0
Opponents		56	2433	43.4	64	1	1	14	13	15	8-11	46	0	32	1911	59.7	11	0
		55	2513	45.7	61	0	6	13	22	22	17-20	47	1	49	3064	62.5	37	0

2019 COMPARISON GAME-BY-GAME

Opponent	Score	First Downs				Rushing Number-Yards	Passing		Total Offense Plays-Yards	Return Yards	Turn- Overs
		Total	Rush	Pass	Pen		Comp-Att-Int	Yards			
WEBER STATE	6-0	14 / 5	9 / 2	5 / 3	0 / 0	43-130 / 19-35	16-30-0 / 21-32-1	108 / 119	73-238 / 51-154	28 / 74	1 / 1
UCLA	23-14	22 / 16	3 / 5	15 / 10	4 / 1	47-80 / 32-62	23-31-0 / 24-35-0	293 / 199	78-373 / 67-261	20 / 52	0 / 2
New Mexico State	31-10	24 / 17	17 / 4	7 / 13	0 / 0	47-281 / 24-30	17-26-1 / 26-41-2	116 / 299	73-397 / 65-329	80 / 19	1 / 4
UTAH STATE	17-23	25 / 23	10 / 6	14 / 16	1 / 1	46-91 / 27-82	20-37-1 / 30-47-0	281 / 293	83-372 / 74-375	101 / 107	1 / 0
Colorado State	24-10	14 / 13	6 / 2	7 / 8	1 / 3	43-91 / 25-18	16-20-0 / 19-32-3	147 / 217	63-238 / 57-235	53 / 5	0 / 4
WYOMING	26-22	21 / 11	8 / 6	10 / 4	3 / 1	36-120 / 39-157	21-32-0 / 5-14-1	209 / 109	68-329 / 53-266	84 / 28	0 / 2
San Jose State	27-17	22 / 15	14 / 4	7 / 9	1 / 2	55-260 / 17-54	13-20-0 / 19-36-1	88 / 218	75-348 / 53-272	143 / 25	0 / 1
UNLV	20-17	18 / 18	8 / 7	9 / 10	1 / 1	37-150 / 33-121	14-23-1 / 21-39-0	185 / 255	60-335 / 72-376	92 / 23	1 / 0
NEVADA	13-17	18 / 12	8 / 4	9 / 6	1 / 2	39-113 / 28-29	18-35-1 / 20-27-1	196 / 197	74-309 / 55-226	67 / 77	1 / 1
FRESNO STATE	17-7	24 / 13	6 / 5	16 / 6	2 / 2	37-102 / 27-70	33-47-1 / 14-26-3	323 / 137	84-425 / 53-207	26 / 46	2 / 3
Totals	20-13	20 / 14	89 / 45	99 / 85	14 / 13	430-141 / 271-658	191-301-5 / 199-329-1	194 / 204	731-336 / 600-270	694 / 456	7 / 18

Opponent	3rd Down		4th Down		Time of Possession	TOP Margin	Avg		Avg		Punting Number-Avg	Penalties		Sacks
	Conversions		Conversions				Yds/Rush	Yds/Pass	Yds/Play	Number-Yards				
WEBER STATE	5-20 / 3-15		1-3 / 0-2		32:02 / 27:58	4:04	3.0 / 1.8	3.6 / 3.7	3.3 / 3.0	9-49.0 / 10-43.1	2-10 / 5-31	1 / 1		
UCLA	6-15 / 5-14		0-0 / 0-2		38:16 / 21:44	16:32	1.7 / 1.9	9.5 / 5.7	4.8 / 3.9	5-38.2 / 5-44.6	5-50 / 7-52	3 / 2		
New Mexico State	7-14 / 6-14		1-2 / 1-2		35:04 / 24:56	10:08	6.0 / 1.2	4.5 / 7.3	5.4 / 5.1	5-40.6 / 4-44.2	7-41 / 8-68	6 / 0		
UTAH STATE	8-19 / 8-16		2-4 / 0-0		36:55 / 23:05	13:50	2.0 / 3.0	7.6 / 6.2	4.5 / 5.1	4-39.2 / 4-39.8	7-61 / 3-30	0 / 4		
Colorado State	3-14 / 4-13		1-2 / 0-2		34:49 / 25:11	9:38	2.1 / 0.7	7.3 / 6.8	3.8 / 4.1	8-44.5 / 5-51.6	7-55 / 5-33	4 / 4		
WYOMING	7-16 / 5-12		2-2 / 2-2		33:23 / 26:37	6:46	3.3 / 4.0	6.5 / 7.8	4.8 / 5.0	4-49.2 / 5-48.0	5-40 / 6-70	1 / 0		
San Jose State	7-17 / 4-11		2-2 / 0-0		40:22 / 19:38	20:44	4.7 / 3.2	4.4 / 6.1	4.6 / 5.1	5-45.8 / 6-43.0	12-85 / 1-15	1 / 2		
UNLV	4-13 / 2-14		0-0 / 3-4		28:01 / 31:59	-3:58	4.1 / 3.7	8.0 / 6.5	5.6 / 5.2	6-43.7 / 6-38.3	4-44 / 7-42	3 / 2		
NEVADA	7-18 / 2-12		2-3 / 2-2		32:19 / 27:41	4:38	2.9 / 1.0	5.6 / 7.3	4.2 / 4.1	6-51.2 / 6-40.7	9-79 / 4-28	2 / 2		
FRESNO STATE	9-17 / 3-12		0-2 / 0-1		36:05 / 23:55	12:10	2.8 / 2.6	6.9 / 5.3	5.1 / 3.9	3-56.7 / 5-42.6	5-50 / 7-55	2 / 1		
Totals	63-16 / 42-13		11-20 / 8-17		347:16 / 252:44	94:32	3.3 / 2.4	6.5 / 6.2	4.6 / 4.5	55-45.7 / 56-43.4	63-51 / 53-42	23 / 18		

Note: Game totals are displayed in the format TEAM/OPPONENT for each category

SAN DIEGO STATE PARTICIPATION

PARTICIPATION CHART

No.	Name	WSU	UCLA	NMSU	USU	CSU	WYO	SJSU	UNLV	NEV	FS	UH	BYU
9	AGNEW, Ryan	GS (QB)	GS (QB)	GS (QB)	GS (QB)	GS (QB)	GS (QB)	GS (QB)	GS (QB)	GS (QB)	GS (QB)		
38	ALEKI, Andrew	X	GS (LB)	GS (LB)	GS (LB)	X	X	X	GS (LB)	X	GS (LB)		
40	ALVES, Andrew ●	-	-	-	-	X	X	X	X	X	X		
2	ARAIZA, Matt ●	X	X	X	X	X	X	X	X	X	X		
57	BANKS, Keshawn ■	GS (DE)	GS (DE)	GS (DE)	GS (DE)	GS (DE)	GS (DE)	GS (DE)	GS (DE)	GS (DE)	GS (DE)		
16	BARCOO, Luq ■	GS (CB)	GS (CB)	GS (CB)	GS (CB)	GS (CB)	GS (CB)	GS (CB)	GS (CB)	GS (CB)	GS (CB)		
35	BARFIELD, Cedarius ●	-	X	X	X	X	X	X	X	-	-		
21	BELL, Chance	X	X	X	X	X	-	X	X	X	X		
88	BELLINGER, Daniel ■	X	GS (TE)	GS (TE)	X	GS (TE)	GS (TE)	GS (TE)	GS (TE)	GS (TE)	GS (TE)		
50	BERNARD, Turner	X	X	X	X	X	X	X	X	X	X		
90	BLAKE, Jeffery ●	X	X	X	-	-	-	-	-	-	-		
10	BOUDREAU, Neil ●	-	X	X	X	-	-	-	-	-	-		
4	BROOKSHIRE, Jordan ●	-	-	-	-	-	-	-	-	-	-		X
41	BUSBEE, BJ	X	-	X	X	X	X	X	X	X	X		X
15	BYRD, Jordan ■	X	GS (RB)	GS (RB)	GS (RB)	GS (RB)	GS (RB)	X	-	X	X		X
77	CAPRA, Jacob ●■	GS (RT)	GS (RT)	GS (RT)	GS (RT)	X	X	X	GS (LT)	GS (LT)	X		
42	CASSIDY, Troy	GS (LB)	GS (LB)	GS (LB)	GS (LB)	GS (LB)	GS (LB)	GS (LB)	-	GS (LB)	X		
68	CHEATUM, Myles	GS (DE)	GS (DE)	GS (DE)	GS (DE)	GS (DE)	GS (DE)	GS (DE)	GS (DE)	GS (DE)	GS (DE)		
85	COLLINS, Chaz	X	-	X	X	X	-	X	-	-	-		
81	DEDEAUX, Ethan	GS (WR)	X	X	GS (WR)	X	-	-	X	X	X		
79	DIXON, Daishawn	GS (LG)	GS (LG)	GS (LG)	GS (LG)	GS (LG)	GS (LG)	GS (LG)	GS (LG)	GS (LG)	GS (LG)		
73	DUNKLE, William ●■	GS (RG)	GS (RG)	X	GS (RG)	GS (RG)	GS (RG)	GS (RG)	GS (RG)	GS (RG)	GS (RG)		
39	FOUNTAIN, Garret ●	X	X	X	X	-	-	-	-	-	-		
56	GUDINO, Dominic	-	X	GS (RG)	-	-	X	X	-	-	-		
23	HALL, Darren	-	X	GS (CB)	GS (CB)	GS (CB)	GS (CB)	GS (CB)	GS (CB)	GS (CB)	GS (CB)		
32	HAWKINS, Tayler	GS (WAR)	GS (WAR)	X	X	X	GS (WAR)	X	X	X	X		X
12	HARRIS, Nolen ●	X	X	X	X	X	X	X	X	X	X		X
58	HEICKLEN, Brandon	X	X	X	X	X	X	X	X	X	X		X
47	HIMPHILL, Kaelin	X	X	X	X	X	X	X	X	X	X		X
69	HINES, Sam ●	X	X	X	X	X	-	X	-	-	-		X
82	HOUSTON, Parker	GS (TE)	GS (TE)	GS (TE)	GS (TE)	GS (TE)	GS (TE)	X	X	X	GS (TE)		
60	ISMAEL, Keith	GS (C)	GS (C)	GS (C)	GS (C)	GS (C)	GS (C)	GS (C)	GS (C)	GS (C)	GS (C)		
22	JASMIN, Chase	X	X	X	X	X	X	X	X	X	GS (RB)		
62	JIMENEZ, Jacob ●	X	-	-	-	-	-	-	-	-	-		
36	JOHNSON, Dwayne	GS (AZT)	GS (AZT)	GS (AZT)	GS (AZT)	GS (AZT)	GS (AZT)	GS (AZT)	GS (AZT)	GS (AZT)	GS (AZT)		
96	KOTHE, Elijah	GS (WR)	GS (WR)	GS (WR)	GS (WR)	-	-	-	-	X	X		X
43	LAKALAKA, Seyddrick	X	X	X	X	X	X	X	X	X	X		X
59	LAKES, Keyvon ●	-	-	-	-	-	-	-	-	-	-		X
52	LECKY, Jalil ●	X	X	X	X	X	-	-	-	-	-		-
34	LESSARD, Isaac	-	-	-	-	X	X	GS (FB)	GS (FB)	GS (FB)	X		
86	MACKLIN, Isiah	-	-	X	X	-	-	X	X	-	-		-
84	MAILANGI, Sefo ●	-	-	-	X	X	X	X	X	X	X		X
45	MATTHEWS, Jesse ●■	GS (WR)	GS (WR)	GS (WR)	X	X	GS (WR)	GS (WR)	GS (WR)	GS (WR)	GS (WR)		GS (WR)
54	McDONALD, Caden ■	GS (LB)	X	X	X	GS (LB)	GS (LB)	GS (LB)	GS (LB)	GS (LB)	GS (LB)		GS (LB)
33	McMORRIS, Patrick ●	X	X	-	-	-	-	X	X	X	X		X
89	McTEAR, Nic ●	X	-	-	-	-	-	-	-	-	-		-
58	MITCHELL, Connor	X	X	X	X	X	X	X	X	X	X		X
91	NEVES, Kahi ●	-	-	X	-	X	-	-	-	-	-		-
13	RICHARDSON, Isaiah	X	-	X	X	X	X	X	X	X	X		X
20	SCOTT, Rashad	-	-	-	-	X	X	-	X	X	X		X
46	SHAWCROFT, Michael ●	X	X	X	X	X	X	X	X	X	X		X
92	SMITH, Kobe	X	X	X	GS (WR)	GS (WR)	GS (WR)	GS (WR)	GS (WR)	GS (WR)	GS (WR)		GS (WR)
71	SPALDING, Kyle	GS (LT)	GS (LT)	GS (LT)	GS (LT)	GS (LT)	GS (LT)	GS (LT)	GS (LT)	X	X		GS (LT)
55	STYLES, Clifton ●	-	-	X	X	X	X	X	X	X	X		X
80	SULLIVAN, TJ ●■	-	-	-	-	GS (WR)	X	X	X	X	X		X
66	TAVAI, Jonah ●	X	X	X	X	X	X	X	X	X	X		X
44	TEZINO, Kyahva	GS (MLB)	GS (MLB)	GS (MLB)	GS (MLB)	GS (MLB)	GS (MLB)	GS (MLB)	GS (MLB)	GS (MLB)	GS (MLB)		GS (MLB)
65	THOMAS, Cameron ■	GS (DT)	GS (DT)	GS (DT)	GS (DT)	GS (DT)	GS (DT)	GS (DT)	GS (DT)	GS (DT)	GS (DT)		GS (DT)
76	THOMAS, Zachary	-	X	X	X	GS (RT)	GS (RT)	GS (RT)	GS (RT)	GS (RT)	GS (RT)		GS (RT)
18	THOMPSON, Trenton	X	X	X	X	X	X	GS (WAR)	GS (WAR)	GS (WAR)	GS (WAR)		GS (WAR)
14	THOMPSON, Tariq	GS (WAR)	GS (WAR)	GS (WAR)	GS (WAR)	GS (WAR)	GS (WAR)	GS (WAR)	GS (WAR)	GS (WAR)	GS (WAR)		GS (WAR)
72	ULUAVE, Alama	X	X	X	X	X	X	X	X	X	X		X
35	VAZQUEZ, Grady	X	X	X	X	-	-	-	-	-	-		X
29	WASHINGTON, Juwan	GS (RB)	X	-	-	X	X	GS (RB)	GS (RB)	GS (RB)	-		-
26	WILLIAMS, Kaegun	-	-	-	X	X	X	X	X	X	X		X
83	WILSON, Alex	X	X	X	X	X	X	X	X	-	-		X
17	WILSON, Eric ●	-	-	-	-	X	-	-	-	X	X		
27	WOODS, Kyree	GS (CB)	GS (CB)	GS (WAR)	GS (WAR)	GS (WAR)	-	-	-	-	-		-

■ - made first career San Diego State start this season. ● - made first career San Diego State appearance this season. Bold player name in red indicates player has started every game this season. Bold player name in black indicates player has played in every game this season.

SAN DIEGO STATE STARTERS/PARTICIPATION

OFFENSIVE STARTERS

Position	WSU	UCLA	NMSU	USU	CSU	WYO	SJSU	UNLV	NEV	FS	UH	BYU
LT	Spalding	Spalding	Spalding	Spalding	Spalding	Spalding	Spalding	Ja. Capra	Ja. Capra	Spalding		
LG	Dixon	Dixon	Dixon	Dixon	Dixon	Dixon	Dixon	Dixon	Dixon	Dixon		
C	Ismael	Ismael	Ismael	Ismael	Ismael	Ismael	Ismael	Ismael	Ismael	Ismael		
RG	Dunkle	Dunkle	Gudino	Dunkle	Dunkle	Dunkle	Dunkle	Dunkle	Dunkle	Dunkle		
RT	Ja. Capra	Ja. Capra	Ja. Capra	Ja. Capra	Za. Thomas	Za. Thomas	Za. Thomas	Za. Thomas	Za. Thomas	Za. Thomas		
TE	Houston	Houston	Houston	Houston	Houston	Houston	Houston	Houston	Houston	Houston		
TE		Bellinger	Bellinger		Bellinger	Bellinger	Bellinger	Bellinger	Bellinger	Bellinger		
QB	Agnew	Agnew	Agnew	Agnew	Agnew	Agnew	Agnew	Agnew	Agnew	Agnew		
RB	Washington	Byrd	Byrd	Byrd	Byrd	Byrd	Washington	Washington	Washington	Washington	Jasmin	
FB							Lessard	Lessard	Lessard	Lessard		
WR	Kothe	Kothe	Kothe	Kothe	Sullivan	Matthews	Matthews	Matthews	Matthews	Matthews		
WR	Matthews	Matthews	Matthews	K. Smith	K. Smith	K. Smith	K. Smith	K. Smith	K. Smith	K. Smith		
WR	Dedeaux			Dedeaux								

DEFENSIVE STARTERS

Position	WSU	UCLA	NMSU	USU	CSU	WYO	SJSU	UNLV	NEV	FS	UH	BYU
DE	Banks	Banks	Banks	Banks	Banks	Banks	Banks	Banks	Banks	Banks		
DT	C. Thomas	C. Thomas	C. Thomas	C. Thomas	C. Thomas	C. Thomas	C. Thomas	C. Thomas	C. Thomas	C. Thomas		
DE	Cheatum	Cheatum	Cheatum	Cheatum	Cheatum	Cheatum	Cheatum	Cheatum	Cheatum	Cheatum		
LB	McDonald	Aleki	Aleki	Aleki	McDonald	McDonald	McDonald	McDonald	McDonald	McDonald		
MLB	Tezino	Tezino	Tezino	Tezino	Tezino	Tezino	Tezino	Tezino	Tezino	Tezino		
LB	Cassidy	Cassidy	Cassidy	Cassidy	Cassidy	Cassidy	Cassidy	Aleki	Cassidy	Aleki		
CB	Woods	Woods	Hall	Hall	Hall	Hall	Hall	Hall	Hall	Hall		
WAR	Ta. Thompson	Ta. Thompson	Ta. Thompson	Ta. Thompson	Ta. Thompson	Ta. Thompson	Ta. Thompson	Ta. Thompson	Ta. Thompson	Ta. Thompson		
AZT	Johnson	Johnson	Johnson	Johnson	Johnson	Johnson	Johnson	Johnson	Johnson	Johnson		
WAR	Hawkins	Hawkins	Woods	Woods	Woods	Hawkins	Tr. Thompson	Tr. Thompson	Tr. Thompson	Tr. Thompson		
CB	Barcoo	Barcoo	Barcoo	Barcoo	Barcoo	Barcoo	Barcoo	Barcoo	Barcoo	Barcoo		

SPECIALISTS STARTERS

Position	WSU	UCLA	NMSU	USU	CSU	WYO	SJSU	UNLV	NEV	FS	UH	BYU
KO	Araiza	Araiza	Araiza	Araiza	Araiza	Araiza	Araiza	Araiza	Araiza	Araiza		
PK	Araiza	Araiza	Araiza	Araiza	Araiza	Araiza	Araiza	Araiza	Araiza	Araiza		
Holder	Heicklen	Heicklen	Heicklen	Heicklen	Heicklen	Heicklen	Heicklen	Heicklen	Heicklen	Heicklen		
Punter	Heicklen	Heicklen	Heicklen	Heicklen	Heicklen	Heicklen	Heicklen	Heicklen	Heicklen	Heicklen		
LS	Bernard	Bernard	Bernard	Bernard	Bernard	Bernard	Bernard	Bernard	Bernard	Bernard		
SS	Bernard	Bernard	Bernard	Bernard	Bernard	Bernard	Bernard	Bernard	Bernard	Bernard		
KOR	Washington	Washington	Byrd	Byrd	Byrd	Byrd	Byrd	Williams	Byrd	Byrd		
	Jasmin	Jasmin	Jasmin	Williams	Jasmin	Jasmin	Williams	Jasmin	Williams	Williams		
PR	Byrd	Matthews	Byrd	Matthews	Byrd	Byrd	Byrd	Matthews	Matthews	Matthews		

PARTICIPATION CHART

	WSU	UCLA	NMSU	USU	CSU	WYO	SJSU	UNLV	NEV	FS	UH	BYU
Dressed	63	65	68	68	68	66	65	68	67	66		
Played	51	52	55	54	56	49	53	51	51	54		
Seniors	13	11	11	11	13	11	12	11	11	10		
Juniors	13	16	17	17	15	14	15	14	14	16		
Sophomores	15	15	17	17	18	15	15	16	17	18		
Freshmen (RS/True)	10 (6/4)	10 (6/4)	10 (6/4)	9 (6/3)	10 (8/2)	9 (7/2)	11 (8/3)	10 (7/3)	9 (6/3)	10 (6/4)		
Started	22	22	22	22	22	22	22	22	22	22	22	22
Seniors	9	8	8	8	8	7	8	7	8	6		
Juniors	6	6	6	6	5	6	6	7	6	8		
Sophomores	4	5	6	6	6	6	5	5	5	5		
Freshmen (RS/True)	3 (3/0)	3 (3/0)	2 (2/0)	2 (2/0)	3 (3/0)	3 (3/0)	3 (3/0)	3 (3/0)	3 (3/0)	3 (3/0)		
Making SDSU Debut	14	2	2	1	3	0	0	0	0	2		
Making 1st SDSU Start	7	2	0	0	1	0	0	0	0	0		

AZTEC CAREER START CHART (Offense/Defense)

Player, Pos.	Yr.	Career		Yearly Total			
		Starts	Consecutive Starts	2019	2018	2017	2016
Tariq Thompson, WAR	Jr.	36	36	10	13	13	-
Keith Ismael, C/RG/LG	Jr.	35	12	10	12	13	-
Daishawn Dixon, LG	Sr.	35	10	10	12	13	0
Parker Houston, TE	Sr.	31	1	7	13	7	4
Kyahva Tezino, LB	Sr.	28	27	10	13	5	0
Troy Cassidy, LB	Sr.	28	0	8	12	8	0
Myles Cheatum, DE/DT	Sr.	22	10	10	4	8	0
Ryan Agnew, QB	Sr.	17	10	10	7	0	0
Juwan Washington, RB	Sr.	16	0	4	8	3	1
Kyree Woods, CB/WAR	Jr.	15	0	5	10	0	-
Dominic Gudino, RG/C	Jr.	15	0	1	8	6	-
Trenton Thompson, WAR	Jr.	12	4	4	8	0	-
Dwayne Johnson, AZT	Jr.	11	10	10	0	1	-
Darren Hall, CB	So.	11	8	8	3	-	-
Kyle Spalding, LT/RT	Jr.	11	1	8	3	-	-
Isaac Lessard, FB	Sr.	11	0	3	7	1	0
Keshawn Banks, DE	So.	10	10	10	0	-	-
Luq Barcoo, CB	Sr.	10	10	10	0	-	-
Cameron Thomas, DT	Fr.-RS	10	10	10	-	-	-
Ethan Dedeaux, WR	So.	10	0	2	8	0	-
William Dunkle, RG	Fr.-RS	9	7	9	-	-	-
Kobe Smith, WR	So.	9	7	7	2	-	-
Daniel Bellinger, TE	So.	8	6	8	0	-	-
Zachary Thomas, RG/RT	Jr.	8	6	6	2	-	-
Jesse Matthews, WR	Fr.-RS	8	5	8	-	-	-
Taylor Hawkins, WAR	Jr.	8	0	3	5	-	-
Caden McDonald, LB	So.	7	7	7	0	-	-
Andrew Aleki, LB	Jr.	6	1	5	1	0	-
Jacob Capra, RT/LT	Jr.-TR	6	0	6	-	-	-
Elijah Kothe, WR	So.	6	0	4	2	-	-
Jordan Byrd, RB	So.	5	0	5	0	-	-
Chase Jasmin, RB	Jr.	4	1	1	3	0	-
Isiah Macklin, WR	Jr.	3	0	0	1	2	-
TJ Sullivan, WR	Fr.-RS	1	0	1	-	-	-
Chance Bell, RB	So.	1	0	0	1	-	-
Kaegun Williams, RB	So.	1	0	0	1	-	-

MISCELLANEOUS STATS

MISCELLANEOUS

Game	Coin Toss	KO/Receive	1st Off. Play	1st Off. Poss.	1st Def. Poss.	Game Time	Game Length	Jersey	Pants	Result
Weber State	WSU won, def.	Receive	Washington rec.	Punt	Punt	6:05 p.m. PT	2:41	Black	Black	W, 6-0
at UCLA	UCLA won, def.	Receive	Byrd rush	Punt	Touchdown	1:17 p.m. PT	3:09	White	Black	W, 23-14
at New Mexico State	SDSU won, rec.	Receive	Byrd rush	Interception	Fumble	6:07 p.m. MT	2:59	White	Black	W, 31-10
Utah State*	SDSU won, rec.	Receive	Byrd rush	Field Goal	Punt	7:37 p.m. PT	3:19	Black	Black	L, 17-23
at Colorado State*	CSU won, def.	Receive	K. Smith rec.	Field Goal	Punt	8:05 p.m. MT	3:26	White	Black	W, 24-10
Wyoming*	UW won, def.	Receive	Agnew inc. pass	Punt	Punt	7:37 p.m. PT	3:05	Black	Black	W, 26-22
at San José State*	SJSU won, def.	Receive	Washington rush	Punt	Touchdown	4:06 p.m. PT	3:04	White	Black	W, 27-17
at UNLV*	SDSU won, rec.	Receive	K. Smith rec.	Punt	Punt	7:37 p.m. PT	3:10	White	Black	W, 20-17
Nevada*	SDSU won, rec.	Receive	Washington rush	Punt	Punt	7:35 p.m. PT	3:14	Black	Black	L, 13-17
Fresno State*	FS won, def.	Receive	Jasmin rush	Punt	Punt	6:35 p.m. PT	3:17	Black	Black	W, 17-7
at Hawai'i*										
Brigham Young										

AVERAGE STARTING FIELD POSITION

Category	San Diego State	Opponents
Drives Started	118	121
Cumulative Starting Yard Line	3,804	3,032
Average Field Position	Own 32.24	Own 25.06
Drives Started in Opponent Territory/Att. to Score	17/14	5/3
Scores/Touchdowns, Field Goals	6/5,1	2/1,1
Points	38	10
Drives Started (Inside/At Own 25)	53 (39/14)	87 (45/42)
Points Scored (TD/FGs)	58 (7/3)	75 (9/4)

* - kick/punt/INT returns for a touchdown not included; & - overtime possessions not included.

SDSU OFFENSIVE POSSESSIONS (DEF/ST SCORES NOT INCLUDED)

Game	Poss.	TD	FG	MFG	Punt	TO	Clock	Downs	3&Out*	PPP^
Weber State	14	0	2	0	9	1	1	1	7	0.43
at UCLA	13	2	3	1	5	0	2	0	2	1.62
at New Mexico State	12	4	1	0	5	1	0	1	2	2.25
Utah State	11	2	1	0	4	1	1	2	2	1.36
at Colorado State	14	3	1	0	8	0	1	1	6	1.50
Wyoming	11	3	2	1	4	0	1	0	4	2.18
at San José State	10	2+	2	0	5	0	1	0	2	1.80
at UNLV	11	1+	2	0	6	1	1	0	2	1.09
Nevada	11	1	2	0	6	1	0	1	5	1.09
Fresno State	11	2	1	1	3	2	0	2	1	1.36
at Hawai'i										
Brigham Young										
TOTALS	118	20+	17	3	55	7	8	8	33	1.45

* - less if there is a turnover or end of half; must not have earned a first down or scored points.
 + - indicates team scored a non-offensive touchdown. & - overtime possession included. # - possession/turnover not included when offense never had ball (turnover on special teams). ^ - PATs/2-pt. not included. ~ - also includes free kick after a safety.

OPPONENT POSSESSIONS (DEF/ST SCORES NOT INCLUDED)

Game	Poss.	TD	FG	MFG	Punt	TO	Clock	Downs	3&Out*	PPP^
Weber State	14	0	0	0	10	1	1	2	6	0.00
at UCLA	12	2	0	1	5	2	0	2	3	1.00
at New Mexico State	13	1	1	0	4	4	2	1	2	0.69
Utah State	10	1+	3	1	4	0	1	0	2	1.50
at Colorado State	14	1	1	0	5	4	1	2	5	0.64
Wyoming	11	3	0	0	5	2	1	0	4	1.64
at San José State	11	2	1	0	6	1	1	0	4	1.36
at UNLV	12	2	1	1	6	0	1	1	4	1.25
Nevada	12	2	1	0	6	1	2	0	6	1.25
Fresno State	12	1	0	0	5	3	2	1	4	0.50
at Hawai'i										
Brigham Young										
TOTALS	121	15+	8	3	56	18	12	9	40	0.94

* - less if there is a turnover or end of half; must not have earned a first down or scored points.
 + - indicates team scored a non-offensive touchdown. & - overtime possession included. # - possession/turnover not included when offense never had ball (turnover on special teams). ^ - PATs/2-pt. not included. ~ - also includes free kick after a safety.

DRIVE ANALYSIS

Game	SDSU		Opponent	
	TD	FG	TD	FG
Weber State	0	2	0	0
at UCLA	2	3	2	0
at New Mexico State	4	1	1	1
Utah State	2	1	1+	3
at Colorado State	3	1	1	1
Wyoming	3	2	3	0
at San José State	2+	2	2	1
at UNLV	1+	2	2	1
Nevada	1	2	2	1
Fresno State	2	1	1	0
at Hawai'i				
Brigham Young				
TOTALS	20+	17	15+	8

+ - indicates team scored a non-offensive touchdown. & - overtime drives included.

GAME-OPENING DRIVE

Game	SDSU			Opponent		
	Pts.	FD	Yds.	Pts.	FD	Yds.
Weber State	0	0	3^	0	0	1^
at UCLA	0	0	0^	7	2	41
at New Mexico State	0	3	36	0	0	(-12)^
Utah State	3	4	70	0	0	5^
at Colorado State	3	2	61	0	0	4^
Wyoming	0	0	(-2)^	0	1	17
at San José State	0	0	3^	7	3	66
at UNLV	0	1	7	0	0	7^
Nevada	0	1	16	0	0	(-1)
Fresno State	0	1	23	0	0	(-2)^
at Hawai'i						
Brigham Young						
TOTALS	6	12	217	14	6	126
AVERAGES	0.60	1.20	21.70	1.40	0.60	12.60

^ - indicates possession ended in a 3-and-out.

OPENING SECOND-HALF DRIVE

Game	SDSU			Opponent		
	Pts.	FD	Yds.	Pts.	FD	Yds.
Weber State	0	2	38	0	0	5^
at UCLA	7	1	36	0	1	11
at New Mexico State	0	1	16	0	1	(-7)
Utah State	0	4	55	3	4	57
at Colorado State	7	1	11	0	0	(-14)^
Wyoming	7	6	69	0	0	7^
at San José State	7	5	57	3	4	68
at UNLV	0	2	46	3	4	70
Nevada	7	5	71	7	5	75
Fresno State	0	4	79	0	0	5^
at Hawai'i						
Brigham Young						
TOTALS	35	31	478	16	19	277
AVERAGES	3.50	3.10	47.80	1.60	1.90	27.70

^ - indicates possession ended in a 3-and-out.

MISCELLANEOUS STATS, cont.

SDSU SCORING DRIVES

Opponent	Drive		TOP	Type of Score	Qtr/Time	Drive Start	Scoring Play
	Plays	Yds.					
Weber State	12	53	5:19	FG	2nd/4:41	SD 30	Araiza 34-yd field goal
	13	40	5:58	FG	4th/10:51	SD 48	Araiza 29-yd field goal
at UCLA	14	75	7:13	TD	1st/4:50	SD 25	Jasmin 3-yd run
	7	26	3:12	FG	1st/0:50	SD 48	Araiza 43-yd field goal
	2	36	0:46	TD	3rd/12:50	LA 36	K. Smith 34-yass pass f/Agnew
	11	58	4:20	FG	3rd/0:21	SD 28	Araiza 31-yd field goal
at New Mexico State	12	65	6:54	FG	4th/5:29	SD 27	Araiza 25-yd field goal
	3	3	1:24	TD	1st/10:18	NM 03	Bellinger 2-yd pass f/Agnew
	11	80	6:37	TD	2nd/9:55	SD 20	Byrd 1-yd run
	6	26	1:00	FG	2nd/0:01	NM 48	Araiza 40-yd field goal
Utah State	2	29	0:32	TD	3rd/8:43	NM 29	Byrd 7-yd run
	8	75	4:12	TD	4th/11:11	SD 25	Bell 18-yd run
	16	70	7:11	FG	1st/7:49	SD 25	Araiza 22-yd field goal
	13	79	6:11	TD	4th/10:03	SD 21	K. Smith 25-yd pass f/Agnew
at Colorado State	8	91	3:03	TD	4th/5:19	SD 09	Richardson 49-yd pass f/Agnew
	7	61	3:23	FG	1st/11:37	SD 35	Araiza 22-yd field goal
	6	46	2:42	TD	2nd/12:19	CS 46	K. Smith 8-yd pass f/Agnew
	3	11	1:19	TD	3rd/13:35	CS 11	K. Smith 8-yd pass f/Agnew
Wyoming	5	39	2:22	TD	4th/13:07	CS 39	Washington 3-yd pass f/Agnew
	7	40	3:22	FG	1st/0:43	SD 30	Araiza 47-yd field goal
	10	56	4:14	FG	2nd/1:11	SD 29	Araiza 32-yd field goal
	12	69	5:07	TD	3rd/7:48	SD 31	Washington 15-yd pass f/Agnew
at San José State	9	63	4:47	TD	3rd/1:28	SD 37	Washington 10-yd run
	9	76	4:34	TD	4th/2:09	SD 24	Bellinger 12-yd pass f/Agnew
	6	18	2:26	FG	2nd/14:33	SJ 42	Araiza 41-yd field goal
	20	77	10:04	FG	2nd/0:06	SD 13	Araiza 27-yd field goal
at UNLV	11	57	6:12	TD	3rd/4:05	SD 43	Washington 1-yd run
	6	68	3:04	TD	3rd/0:26	SD 32	Jasmin 50-yd run
	8	90	3:06	TD	1st/7:23	SD 10	Dedeaux 49-yd pass f/Agnew
	--	--	--	TD	1st/0:52	--	McDonald 0-yd fumble return
Nevada	9	44	4:20	FG	2nd/3:01	SD 48	Araiza 25-yd field goal
	10	53	4:39	FG	3rd/0:00	SD 30	Araiza 34-yd field goal
	13	71	5:07	FG	2nd/13:15	SD 25	Araiza 21-yd field goal
Fresno State	14	71	5:40	TD	3rd/1:24	SD 29	Bell 3-yd run
	11	42	4:00	FG	4th/3:46	SD 31	Araiza 44-yd field goal
	2	22	0:41	TD	1st/2:39	FS 22	Jasmin 2-yd run
	8	45	3:25	FG	2nd/9:57	-- 50	Araiza 22-yd field goal
	10	72	4:45	TD	4th/13:14	SD 28	Jasmin 2-yd pass f/Agnew

OPPONENT SCORING DRIVES

Opponent	Drive		TOP	Type of Score	Qtr/Time	Drive Start	Scoring Play
	Plays	Yds.					
Weber State	none						
at UCLA	4	41	1:18	TD	1st/12:03	SD 41	Kelley 5-yd run
at New Mexico State	14	75	4:38	TD	3rd/8:12	LA 25	Dulcich 20-yd pass f/Thmp.-Robinson
	7	51	2:11	FG	3rd/0:23	NM 20	Brown 46-yd field goal
Utah State	--	--	--	TD	1st/6:00	--	Bond 48-yd interception return
at Colorado State	15	75	4:17	FG	2nd/13:08	US 12	Eberle 30-yd field goal
	8	38	2:01	FG	2nd/3:27	US 50	Eberle 29-yd field goal
	7	80	0:39	TD	2nd/0:36	US 20	Warren 11-yd run
	13	57	4:00	FG	3rd/10:53	US 28	Eberle 32-yd field goal
Wyoming	7	52	3:32	FG	1st/4:21	CS 30	Camper 36-yd field goal
	3	74	1:00	TD	4th/5:55	CS 26	Craig-Myers 33-yd pass f/O'Brien
at San José State	6	75	2:40	TD	2nd/13:03	WY 25	Chambers 1-yd run
	9	54	5:09	TD	2nd/5:30	WY 46	Chambers 1-yd run
	10	79	4:55	TD	4th/6:49	WY 21	Ismail Jr. f/Chambers
at UNLV	4	66	1:30	TD	1st/13:11	SJ 34	Robinson 15-yd pass f/Love
	14	68	4:42	FG	3rd/10:18	SJ 25	Mercurio 25-yd field goal
	11	99	4:10	TD	4th/4:59	SJ 01	Gaither 8-yd pass f/Love
Nevada	5	75	1:35	TD	2nd/1:26	LV 25	Grimes 58-yd pass f/Oblad
	13	70	6:26	FG	3rd/8:34	LV 25	Gutierrez 22-yd field goal
	12	77	5:34	TD	4th/5:57	LV 23	Faulo 2-yd pass f/Oblad
Fresno State	4	5	1:13	FG	1st/3:22	SD 22	Talton 34-yd field goal
	13	75	7:48	TD	3rd/7:12	NV 25	Cooks 13-yd pass f/Strong
	5	55	2:02	TD	4th/10:31	NV 45	Lee 1-yd run

MISCELLANEOUS STATS, cont.

RESULT OF SAN DIEGO STATE TURNOVERS

Opponent	Qtr.	Turnover (Player)	Defender	Led To	Pts.
Weber State	2	Fumble (Heicklen)	J. Williams (FR)	End of Half	0
at New Mexico State	1	Interception (Agnew)	Perkins (INT)	Fumble	0
Utah State	1	Interception (Agnew)	Bond (INT)	Touchdown	7
at UNLV	4	Interception (Agnew)	Flowers (INT)	Touchdown	7
Nevada	2	Interception (Agnew)	D. Brown (INT)	End of Half	0
Fresno State	1	Interception (Agnew)	Gaston (INT)	Downs	0
	3	Fumble (Bell)	Mosby (FF), Cruz (FR)	Punt	0

RESULT OF OPPONENT TURNOVERS

Opponent	Qtr.	Turnover (Player)	Defender	Led To	Pts.*
Weber State	4	Int. (Constantine)	Ta. Thompson (INT)	Punt	0
at UCLA	1	Fumble (Martinez)	Johnson (FF), Ta. Thompson (FR)	Field Goal	3
	3	Fumble (Thm.-Robinson)	McDonald (FR)	Touchdown	7
at New Mexico State	1	Fumble (Dan)	Hall (FF), Johnson (FR)	Touchdown	7
	2	Interception (Adkins)	Barcoo (INT)	Punt	0
	3	Interception (Adkins)	Tezino (INT)	Touchdown	7
	4	Fumble (Holebrook)	Hall (FF), Ta. Thompson (FR)	Punt	0
at Colorado State	3	Fumble (Kinsey)	Tezino (FF), Johnson (FR)	Touchdown	7
	3	Interception (O'Brien)	Barcoo (INT)	Punt	0
	3	Interception (McCoy)	Barcoo (INT)	Touchdown	7
	4	Interception (McCoy)	Barcoo (INT)	Punt	0
Wyoming	4	Fumble (Conway)	Houston (FF), Scott (FR)	Missed Field Goal	0
	4	Interception (Chambers)	Barcoo (INT)	End of Game	0
at San José State	4	Interception (Love)	McDonald (INT)	End of Game	0
Nevada	1	Interception (Strong)	Hall (INT)	Punt	0
Fresno State	1	Interception (Reyna)	Ta. Thompson (INT)	Touchdown	7
	1	Interception (Reyna)	Barcoo (INT)	Interception	0
	4	Interception (Reyna)	Barcoo (INT)	Downs	0

Opponents' 18 turnovers resulted in 45 San Diego State points
 San Diego State's 7 turnovers resulted in 14 opponent points

TURNOVER ANALYSIS

	TO	Opp. Pts.	TD/FG	Pts./TO*
San Diego State	7	14	2/0	2.00
Opponents	18	45	6/1	2.50

* - does not include turnovers lost in overtime

TURNOVERS LOST

Name	TO's Lost	Fum.	Int.	Points	PPT
Ryan Agnew	5	0	5	14.00	2.80
Brandon Heicklen	1	1	0	0.00	0.00
Chance Bell	1	1	0	0.00	0.00
TOTALS	7	2	5	14.00	2.00

TO's Lost - turnovers lost, Fum. - fumbles lost, Int. - interceptions thrown, Points - points scored by the opponent after a turnover, PPT - points per turnover scored by the opponent.

TURNOVERS GAINED

Name	#TAPO	FF	FR	Int.	Points	^PPT
Kyahva Tezino	2	1	0	1	14.00	7.00
Dwayne Johnson	3	1	2	0	12.00	4.00
Tariq Thompson	4	0	2	2	8.50	2.13
Caden McDonald	2	0	1	1	7.00	3.50
Luq Barcoo	7	0	0	7	7.00	1.00
Darren Hall	3	2	0	1	3.50	1.17
Parker Houston	1	1	0	0	0.00	0.00
Rashad Scott	1	0	1	0	0.00	0.00
TOTALS	*18	5	6	12	45.00	2.50

#TAPO - turnovers a part of (FF; FR or INT), FF - forced fumbles, FR - fumbles recovered, Int. - interceptions, Points - points scored off an opponent's turnover (note that fumbles forced and fumbles recovered are each awarded half the points for SDSU's score; ex. a touchdown and PAT after a fumble gives each player 3.50 points), ^PPT - points per turnover scored by SDSU (does not include turnovers gained in overtime, * - Total turnovers equals FR and INT's.

FIRST DOWNS EARNED

Name	Pass	Receive	Rush	Total
Ryan Agnew	99	0	17	106
Juwan Washington	0	4	24	28
Kobe Smith	0	27	0	27
Jesse Matthews	0	25	0	25
Chance Bell	0	2	18	20
Chase Jasmin	0	2	17	19
Jordan Byrd	0	3	10	13
Daniel BELLINGER	0	9	0	9
Elijah Kothe	0	9	0	9
Parker Houston	0	5	0	5
Isaiah Richardson	0	4	0	4
BJ Busbee	0	4	0	4
Kaegun Williams	0	1	3	4
Ethan Dedeaux	0	3	0	3
Isaac Lessard	0	1	0	1
TOTALS	99	99	89	188

MISCELLANEOUS STATS, cont.

SAN DIEGO STATE BIG OFFENSIVE PLAYS (20+ YARDS) (30 overall)

Game	Player	Type	Down & Dis.	Yards
Weber State - 1	Jordan Byrd	Rush	1st & 10	23
at UCLA - 5	Kobe Smith f/Ryan Agnew	Pass	2nd & 8	34
	Kobe Smith f/Ryan Agnew	Pass	1st & 10	23
	Juwan Washington f/Ryan Agnew	Pass	2nd & 12	21
	Jesse Matthews f/Ryan Agnew	Pass	3rd & 9	20
	Jordan Byrd f/Ryan Agnew	Pass	2nd & 9	20
at New Mexico St. - 1	Chance Bell	Rush	1st & 10	22
Utah State - 6	Isaiah Richardson f/Ryan Agnew	Pass	4th & 5	49
	Kobe Smith f/Ryan Agnew	Pass	4th & 16	25
	Chance Bell f/Ryan Agnew	Pass	1st & 10	20
	Jesse Matthews f/Ryan Agnew	Pass	2nd & 15	20
	Kobe Smith f/Ryan Agnew	Pass	1st & 10	20
	Kobe Smith f/Ryan Agnew	Pass	2nd & 8	20
Colorado State - 2	Kobe Smith f/Ryan Agnew	Pass	1st & 10	42
	Kobe Smith f/Ryan Agnew	Pass	1st & 10	22
Wyoming - 2	Daniel Bellinger f/Ryan Agnew	Pass	3rd & 6	28
	Jesse Matthews f/Ryan Agnew	Pass	4th & 3	25
at San José State - 1	Chase Jasmin	Rush	3rd & 3	50
at UNLV - 4	Ethan Dedeaux f/Ryan Agnew	Pass	3rd & 6	49
	Juwan Washington	Rush	1st & 10	30
	Kobe Smith f/Ryan Agnew	Pass	3rd & 8	26
	Daniel Bellinger f/Ryan Agnew	Pass	3rd & 3	20
Nevada - 2	Daniel Bellinger f/Ryan Agnew	Pass	2nd & 7	28
	Ethan Dedeaux f/Ryan Agnew	Pass	3rd & 24	23
Fresno State - 6	Elijah Kothe f/Ryan Agnew	Pass	3rd & 13	29
	Jesse Matthews f/Ryan Agnew	Pass	2nd & 10	29
	Jesse Matthews f/Ryan Agnew	Pass	2nd & 9	24
	Chance Bell f/Ryan Agnew	Pass	3rd & 14	21
	Chance Bell	Rush	1st & 10	20
	Chase Jasmin	Rush	1st & 10	20

Red indicates TD scored on play

OPPONENT BIG OFFENSIVE PLAYS (20+ YARDS) (29 overall)

Game	Player	Type	Down & Dis.	Yards
Weber State - 1	Devon Cooley f/Jake Constantine	Pass	3rd & 10	31
at UCLA - 2	Kyle Philips f/Dorian Thompson-Robinson	Pass	3rd & 11	24
	Greg Dulcich f/Dorian Thompson-Robinson	Pass	3rd & 14	20
at New Mexico St. - 5	Robert Downs III f/Josh Adkins	Pass	3rd & 5	35
	Jared Wyatt f/Josh Adkins	Pass	3rd & 22	35
	Naveon Mitchell f/Josh Adkins	Pass	2nd & 8	34
	Jason Huntley	Rush	1st & 10	22
	Tony Nicholson f/Josh Adkins	Pass	2nd & 16	20
Utah State - 2	Savon Scarver f/Josh Love	Pass	3rd & 10	48
	Jaylen Warren f/Josh Love	Pass	3rd & 5	30
Colorado State - 4	Dante Wright f/Patrick O'Brien	Pass	3rd & 15	57
	Nate Craig-Myers f/Patrick O'Brien	Pass	1st & 10	41
	Dante Wright f/Patrick O'Brien	Pass	2nd & 5	21
	Marvin Kinsey Jr. f/Patrick O'Brien	Pass	1st & 10	20
Wyoming - 4	Gunner Gentry f/Sean Chambers	Pass	1st & 10	45
	Xavier Valladay	Rush	2nd & 11	26
	Titus Swen f/Sean Chambers	Pass	3rd & 3	24
	Sean Chambers	Rush	3rd & 3	21
at San José State - 2	Bailey Gaither f/Josh Love	Pass	1st & 10	52
	Isaiah Hamilton f/Josh Love	Pass	1st & 10	41
at UNLV - 5	Randal Grimes f/Kenyon Oblad	Pass	2nd & 10	58
	Charlie Williams	Rush	1st & 10	42
	Randal Grimes f/Kenyon Oblad	Pass	4th & 24	42
	Noah Bean f/Kenyon Oblad	Pass	2nd & 15	28
	Tyleek Collins f/Kenyon Oblad	Pass	3rd & 21	28
Nevada - 2	Kaleb Fossum f/Carson Strong	Pass	2nd & 10	30
	Brendan O'Leary-Orange f/Elijah Cooks	Pass	1st & 10	50
Fresno State - 2	Zane Pope f/Jorge Reyna	Pass	2nd & 8	53
	Ronnie Rivers f/Jorge Reyna	Pass	1st & 10	20

SAN DIEGO STATE BIG PLAYS (20+ YARDS)

Name	Total	Rushing	Receiving	20-29	30-39	40-49	50-59	60-69	70-79	80-89	90-99
Kobe Smith	8	0	8	6	1	1	0	0	0	0	0
Jesse Matthews	5	0	5	5	0	0	0	0	0	0	0
Chance Bell	4	2	2	4	0	0	0	0	0	0	0
Daniel Bellinger	3	0	3	3	0	0	0	0	0	0	0
Jordan Byrd	2	1	1	2	0	0	0	0	0	0	0
Ethan Dedeaux	2	0	2	1	0	1	0	0	0	0	0
Chase Jasmin	2	2	0	1	0	0	1	0	0	0	0
Juwan Washington	2	1	1	1	1	0	0	0	0	0	0
Elijah Kothe	1	0	1	1	0	0	0	0	0	0	0
Isaiah Richardson	1	0	1	0	0	1	0	0	0	0	0
SDSU TOTALS	30	6	24	24	2	3	1	0	0	0	0
OPPONENTS	29	4	25	12	6	6	5	0	0	0	0

MISCELLANEOUS STATS, cont.

SEASON HIGHS

POINTS SCORED

12, Chase Jasmin vs. Fresno State* (Nov. 15)
 12, Juwan Washington vs. Wyoming* (Oct. 12)
 12, Kobe Smith at Colorado State* (Oct. 5)
 12, Jordan Byrd at New Mexico State (Sept. 14)

TOUCHDOWNS SCORED

2, Chase Jasmin vs. Fresno State* (Nov. 15)
 2, Juwan Washington vs. Wyoming* (Oct. 12)
 2, Kobe Smith at Colorado State* (Oct. 5)
 2, Jordan Byrd at New Mexico State (Sept. 14)

MOST RUSHING ATTEMPTS

23, Juwan Washington vs. Wyoming* (Oct. 12)
 22, Juwan Washington at Colorado State* (Oct. 5)
 22, Jordan Byrd at New Mexico State (Sept. 14)
 22, Juwan Washington vs. Weber State (Aug. 31)

MOST RUSHING YARDS

118, Jordan Byrd at New Mexico State (Sept. 14)
 116, Chance Bell at New Mexico State (Sept. 14)
 89, Juwan Washington at UNLV* (Oct. 26)

MOST RUSHING TOUCHDOWNS

2, Jordan Byrd at New Mexico State (Sept. 14)
 1, Seven times, last: Chase Jasmin vs. Fresno State* (Nov. 15)

LONGEST RUSH

50, Chase Jasmin at San José State* (Oct. 19)
 30, Juwan Washington at UNLV* (Oct. 26)
 23, Jordan Byrd vs. Weber State (Aug. 31)

MOST PASSING ATTEMPTS

47, Ryan Agnew vs. Fresno State* (Nov. 15)
 37, Ryan Agnew vs. Utah State* (Sept. 21)
 35, Ryan Agnew vs. Nevada* (Nov. 9)

MOST PASSING COMPLETIONS

33, Ryan Agnew vs. Fresno State (Nov. 15)
 23, Ryan Agnew at UCLA (Sept. 7)
 21, Ryan Agnew vs. Wyoming* (Oct. 12)

MOST PASSING YARDS

323, Ryan Agnew vs. Fresno State* (Nov. 15)
 293, Ryan Agnew at UCLA (Sept. 7)
 281, Ryan Agnew vs. Utah State* (Sept. 21)

MOST PASSING TOUCHDOWNS

3, Ryan Agnew at Colorado State* (Oct. 5)
 2, Ryan Agnew vs. Wyoming* (Oct. 12)
 2, Ryan Agnew vs. Utah State* (Sept. 21)

LONGEST PASS

49, Ryan Agnew at UNLV* (Oct. 26)
 49, Ryan Agnew vs. Utah State* (Sept. 21)
 42, Ryan Agnew at Colorado State* (Oct. 5)

MOST RECEPTIONS

8, Jesse Matthews vs. Fresno State* (Nov. 15)
 7, Kobe Smith, four times, last: at UNLV* (Oct. 26)

MOST RECEIVING YARDS

131, Kobe Smith at UCLA (Sept. 7)
 119, Jesse Matthews vs. Fresno State (Nov. 15)
 102, Kobe Smith vs. Utah State* (Sept. 21)
 101, Kobe Smith at Colorado State* (Oct. 5)

MOST RECEIVING TOUCHDOWNS

2, Kobe Smith at Colorado State* (Oct. 5)
 1, Nine times, last: Chase Jasmin vs. Fresno State* (Nov. 15)

LONGEST RECEPTION

49, Ethan Dedeaux at UNLV* (Oct. 26)
 49, Isaiah Richardson vs. Utah State* (Sept. 21)
 42, Kobe Smith at Colorado State* (Oct. 5)

MOST FIELD GOALS

3, Matt Araiza at UCLA (Sept. 7)
 2, Matt Araiza, five times, last: vs. Nevada* (Nov. 9)

LONGEST FIELD GOAL

47, Matt Araiza vs. Wyoming* (Oct. 12)
 44, Matt Araiza vs. Nevada* (Nov. 9)
 43, Matt Araiza at UCLA (Sept. 7)

MOST PUNTS

9, Brandon Heicklen vs. Weber State (Aug. 31)
 8, Brandon Heicklen at Colorado State* (Oct. 5)
 6, Brandon Heicklen, twice, last: vs. Nevada* (Nov. 9)

HIGHEST PUNTING AVERAGE

56.7, Brandon Heicklen vs. Fresno State (Nov. 15)
 51.3, Brandon Heicklen vs. Nevada* (Nov. 9)
 49.3, Brandon Heicklen vs. Wyoming* (Oct. 12)

LONGEST PUNT

61, Brandon Heicklen vs. Fresno State (Nov. 15)
 59, Brandon Heicklen at San José State* (Oct. 19)
 58, Brandon Heicklen vs. Weber State (Aug. 31)

LONGEST PUNT RETURN

25, Jesse Matthews at UNLV* (Oct. 26)
 17, Jordan Byrd at UCLA (Sept. 7)
 15, Jesse Matthews at UNLV* (Oct. 26)

MOST PUNT RETURN YARDS

48, Jesse Matthews at UNLV* (Oct. 26)
 25, Jordan Byrd vs. Weber State (Aug. 31)
 21, Jordan Byrd vs. Wyoming* (Oct. 14)

LONGEST KICKOFF RETURN

95, Kaegun Williams at San José State* (Oct. 19)
 33, Jordan Byrd at Colorado State* (Oct. 5)
 28, Jordan Byrd vs. Nevada* (Nov. 19)

MOST KICKOFF RETURN YARDS

95, Kaegun Williams at San José State* (Oct. 19)
 63, Jordan Byrd vs. Wyoming* (Oct. 14)
 50, Jordan Byrd, twice, last vs. Nevada* (Nov. 9)

MOST ALL-PURPOSE YARDS

138, Jordan Byrd at New Mexico State (Sept. 14)
 131, Kobe Smith at UCLA (Sept. 7)
 122, Kaegun Williams at San José State* (Oct. 19)

MOST TACKLES

13, Kyahva Tezino at Colorado State* (Oct. 5)
 12, Trenton Thompson at UNLV* (Oct. 26)
 12, Dwayne Johnson Jr. vs. Weber State (Aug. 31)

MOST SACKS

2.0, Keshawn Banks at New Mexico State (Sept. 14)
 1.5, Keshawn Banks at UNLV* (Oct. 26)
 1.5, Myles Cheatum at New Mexico State (Sept. 14)
 1.5, Cameron Thomas at New Mexico State (Sept. 14)

MOST TACKLES FOR LOSS

2.5, Kyahva Tezino vs. Nevada* (Nov. 9)
 2.5, Kyahva Tezino at Colorado State* (Oct. 5)
 2.0, Five times, last: Trenton Thompson at UNLV* (Oct. 26)

MOST INTERCEPTIONS

3, Luq Barcoo at Colorado State* (Oct. 5)
 2, Luq Barcoo vs. Fresno State* (Nov. 15)
 1, Seven times, last: Tariq Thompson vs. Fresno State* (Nov. 15)

LONGEST INTERCEPTION RETURN

17, Kyahva Tezino at New Mexico State (Sept. 14)
 11, Caden McDonald at San José State* (Oct. 19)
 5, Luq Barcoo at Colorado State* (Oct. 5)

Red indicates TD scored on play

THIRD DOWN EFFICIENCY ANALYSIS

Name	Total	Pct.	1	2	3	4	5	6	7	8	9	10	11+	Longest Converted
SAN DIEGO STATE	63-163	38.65	12-14	8-14	10-15	4-9	5-15	8-19	2-13	4-13	6-11	1-15	3-25	3rd & 18 vs. Nevada
OPPONENTS	42-133	31.57	7-16	1-4	5-13	2-9	5-12	3-11	1-11	5-8	1-5	5-17	7-27	3rd & 22 at New Mexico St.

GOAL TO GO

Name	No.	Score	TD	FG	MFG	Downs	TOs	Half	Game	Points^	PPP
SAN DIEGO STATE	14	13	9	4	0	1	0	0	0	66	4.71
OPPONENTS	9	7	7	0	0	1	1	0	0	42	4.67

^ - Does not include PAT; PPP - Points per possession

PUNT ANALYSIS

Name	Punts	Yards	Avg.	TB	Returns	Yards	Avg.	Net		Pct. Not Returned	In 20	In 10	In 5	Opp. Territory		Adj. 50 & Out	
								Average	Returned					No.	Yds.	No.	Avg.
Brandon Heicklen	55	2,513	45.69	6	20	170	8.50	40.42	63.64	22	10	6	9	299	46	48.13	
TOTALS	55	2,513	45.69	6	20	170	8.50	40.42	63.64	22	10	6	9	299	46	48.13	
OPPONENTS	56	2,433	43.45	1	26	181	6.96	39.86	53.57	15	7	1	5	160	51	44.57	

Returns - times the opponent returned a punt, Yards - yards for the returned punts, Avg. - yards per returned punt, Pct. Not Returned - percent of the punts that were not returned, In 20 - inside 20, In 10 - inside 10, In 5 - inside 5, Opp. Territory - number and yards of punts inside opponents' territory, Adj. 50 & Out - punt average excluding punts inside opponents' territory.

KICKOFF ANALYSIS

Name	Total	RET	FC	Muf	NA	TB	In 20	In 25	OB	OnS	Squib	Total YL	Return YL	AFP	AFP w/R
Matt Araiza	49	10	2	0	0	37	2	6	0	0	0	1,206	241	24.61	24.10
TOTALS	49	10	2	0	0	37	2	6	0	0	0	1,206	241	24.61	24.10
OPPONENTS	32	19	2	0	0	11	6	9	0	2	0	870	527	27.19	27.74

Does not include penalties; RET - no. of returns, FC - fair catch, MUF - muffed, NA - no attempt of a return, TB - touchback, In 20 - inside 20, In 25 - inside 25, OB - out of bounds, OnS - onsides (does not count for AFP or AFP w/R); Squib - squibs, Total YL - opponent total yardline, Return YL - opponent total yardline on returns, AFP - average field position on kickoffs, AFP/R - average field position on returned kickoffs.

LAST TIME IT HAPPENED

<u>TEAM</u>	<u>San Diego State</u>	<u>Opponent</u>
Scored, 60 or More Points	Nov. 3, 1990 vs. Utah (66)	Nov. 26, 2016 vs. Colorado State* (63)
Scored, 50 or More Points	Nov. 4, 2017 at San José State* (52)	Nov. 26, 2016 vs. Colorado State* (63)
Scored, 40 or More Points	Nov. 18, 2017 vs. Nevada* (42)	Dec. 23, 2017 vs. Army West Point (42)
Scored, 30 or More Points	Sept. 14, 2019 at New Mexico State* (31)	Nov. 24, 2018 vs. Hawai'i* (OT) (31)
Total Offense, 600 Yards or More	Nov. 4, 2017 at San José State* (648)	Sept. 10, 2016 vs. California (604)
Total Offense, 500 Yards or More	Nov. 4, 2017 at San José State* (648)	Nov. 24, 2018 vs. Hawai'i* (ot) (516)
Total Offense, 400 Yards or More	Nov. 15, 2019 vs. Fresno State* (425)	Nov. 24, 2018 vs. Hawai'i* (ot) (516)
Total Offense, 85 or More Plays	Oct. 26, 2013 vs. No. 15 Fresno State* (87)	Dec. 23, 2017 vs. Army West Point (91)
Total Offense, 75 or More Plays	Nov. 15, 2019 vs. Fresno State* (84)	Oct. 6, 2018 at No. 14 Boise State* (80)
30 or More First Downs	Nov. 4, 2017 at San José State* (31)	Dec. 23, 2017 vs. Army West Point (31)
25 or More First Downs	Sept. 21, 2019 vs. Utah State* (25)	Dec. 23, 2017 vs. Army West Point (31)
Two-Point Conversion	Sept. 15, 2018 vs. No. 23/25 Arizona State	Oct. 12, 2019 vs. Wyoming*
Rushing, 500 Yards or More	Nov. 4, 2017 at San José State* (554)	Dec. 23, 2017 vs. Army West Point (440)
Rushing, 400 Yards or More	Nov. 4, 2017 at San José State* (554)	Dec. 23, 2017 vs. Army West Point (440)
Rushing, 300 Yards or More	Sept. 15, 2018 vs. No. 23/25 Arizona State (311)	Dec. 23, 2017 vs. Army West Point (87)
Rushing, 80 or More Attempts	Has not occurred	Dec. 23, 2017 vs. Army West Point (87)
Rushing, 70 or More Attempts	Nov. 4, 2017 at San José State* (71)	Dec. 23, 2017 vs. Army West Point (87)
Rushing, 60 or More Attempts	Nov. 4, 2017 at San José State* (71)	Dec. 23, 2017 vs. Army West Point (87)
Rushing, 50 or More Attempts	Oct. 19, 2019 at San José State* (55)	Oct. 12, 2018 vs. Air Force (51)
Rushing, 7 or More Touchdowns	Sept. 14, 1991 vs. Pacific (7)	Oct. 18, 2008 at New Mexico* (8)
Rushing, 6 or More Touchdowns	Nov. 4, 2017 at San José State* (6)	Oct. 18, 2008 at New Mexico* (8)
Rushing, 5 or More Touchdowns	Nov. 4, 2017 at San José State* (6)	Dec. 23, 2017 vs. Army West Point (5)
Rushing, 4 or More Touchdowns	Dec. 23, 2017 vs. Army West Point (4)	Dec. 23, 2017 vs. Army West Point (5)
Passing, 500 Yards or More	Nov. 20, 2010 vs. No. 25 Utah* (528)	Sept. 10, 2016 vs. California (522)
Passing, 400 Yards or More	Dec. 17, 2011 vs. La.-Lafayette (413)	Nov. 24, 2018 vs. Hawai'i* (ot) (452)
Passing, 300 Yards or More	Nov. 15, 2019 vs. Fresno State* (323)	Nov. 24, 2018 vs. Hawai'i* (ot) (452)
Passing, 50 or More Attempts	Aug. 31, 2013 vs. Eastern Illinois (64)	Nov. 18, 2017 vs. Nevada* (55)
Passing, 40 or More Attempts	Nov. 15, 2019 vs. Fresno State* (47)	Sept. 21, 2019 vs. Utah State* (47)
Passing, 30 or More Attempts	Oct. 12, 2019 vs. Wyoming* (32)	Oct. 26, 2019 at UNLV* (39)
Passing, 30 or More Completions	Nov. 15, 2019 vs. Fresno State* (33)	Sept. 21, 2019 vs. Utah State* (30)
Passing, 25 or More Completions	Aug. 31, 2013 vs. Eastern Illinois (27)	Sept. 21, 2019 vs. Utah State* (30)
Passing, 20 or More Completions	Oct. 12, 2019 vs. Wyoming* (21)	Oct. 26, 2019 at UNLV* (21)
Passing, 6 or More Touchdowns	Oct. 24, 2009 at Colorado State* (6)	Nov. 26, 2016 vs. Colorado State* (5)
Passing, 5 or More Touchdowns	Oct. 24, 2009 at Colorado State* (6)	Dec. 19, 2018 vs. Ohio (L, 0-27)
Shut Out	Aug. 31, 2019 vs. Weber State (W, 6-0)	Dec. 19, 2018 vs. Ohio (L, 0-27)
Shut Out Through 3 Quarters	Aug. 31, 2019 vs. Weber State (W, 6-0)	Dec. 19, 2018 vs. Ohio (L, 0-27)
Shut Out Through Halftime	Sept. 14, 2019 at New Mexico State (W, 31-10)	Nov. 9, 2019 vs. Nevada* (L, 13-17)
Shut Out Through 1 Quarter	Oct. 26, 2019 at UNLV* (W, 20-17)	Oct. 27, 2018 at Nevada* (L, 24-28)
Recorded a Safety	Oct. 4, 2013 vs. Nevada* (W, 51-44 (ot))	Aug. 31, 2019 vs. Weber State (W, 6-0)
Allowed No Offensive Touchdowns	Aug. 31, 2019 vs. Weber State (154)	Oct. 11, 2008 vs. Air Force* (165)
Allowed 200 Yards or Less Total Offense	Oct. 3, 2015 vs. Fresno State* (89)	Oct. 4, 2008 at TCU* (85)
Allowed 100 Yards or Less Total Offense	Nov. 9, 2019 vs. Nevada* (29)	Nov. 13, 2010 at No. 3 TCU* (38)
Allowed 50 Yards or Less Rushing	Nov. 15, 2019 vs. Fresno State* (70)	Oct. 5, 2019 at Colorado State* (91)
Allowed 100 Yards or Less Rushing	Nov. 3, 2018 at New Mexico (41)	Oct. 19, 2019 at San José State* (88)
Allowed 100 Yards or Less Passing	Aug. 31, 2019 vs. Weber State (5)	Nov. 17, 2018 at Fresno State* (8)

LAST TIME IT HAPPENED, cont.

<u>TEAM</u>	<u>San Diego State</u>	<u>Opponent</u>
Did Not Commit a Turnover	Oct. 19, 2019 at San José State* (0)	Oct. 26, 2019 at UNLV* (0)
Recorded 6 or More Turnovers	Sept. 5, 2015 vs. San Diego (6)	
Recorded 5 or More Turnovers	Sept. 5, 2015 vs. San Diego (6)	
Intercepted 5 or More Passes	Sept. 5, 2015 vs. San Diego (5)	Sept. 23, 2016 vs. Utah* (5)
Intercepted 4 or More Passes	Dec. 17, 2016 vs. Houston (4)	Aug. 31, 2013 vs. Eastern Illinois (4)
Intercepted 3 or More Passes	Nov. 15, 2019 vs. Fresno State* (3)	Sept. 6, 2014 at No. 21 North Carolina (3)
Recovered 4 Fumbles	Dec. 23, 2014 vs. Navy (4)	Nov. 16, 2013 at Hawai'i* (4)
Recovered 3 Fumbles	Oct. 23, 2015 vs. Utah State* (3)	Sept. 26, 2015 at Penn State (3)
Scored a Defensive Touchdown	Sept. 30, 2017 vs. Northern Illinois (interception return)	Sept. 21, 2019 vs. Utah State* (interception return)
Recorded 10 or More Tackles For Loss	Oct. 5, 2019 at Colorado State* (11)	Sept. 21, 2019 vs. Utah State* (10)
Recorded 5 or More Sacks	Sept. 14, 2019 at New Mexico State (7)	Aug. 31, 2018 at No. 13/13 Stanford (5)
No Penalties	Sept. 23, 2017 at Air Force*	Dec. 19, 2018 vs. Ohio
Time of Possession, 35 plus minutes	Nov. 15, 2019 vs. Fresno State* (36:05)	Nov. 17, 2018 at Fresno State* (36:31)

INDIVIDUAL

RUSHING

Rushing, 300 Yards or More	300, by Marshall Faulk vs. Hawai'i*, W - 52-28, Nov. 14, 1992
Rushing, 250 Yards or More	253, by Rashaad Penny at Hawai'i*, W - 28-7, Oct. 28, 2017
Rushing, 200 Yards or More	221, by Rashaad Penny vs. Army West Point, L - 35-42, Dec. 23, 2017
Rushing, 150 Yards or More	158, by Juwan Washington vs. Hawai'i*, (ot) L - 30-31, Nov. 24, 2018
Rushing, 100 Yards or More	118, by Jordan Byrd and 116, by Chance Bell at New Mexico State, W - 31-10, Sept. 14, 2019
Had two 100-yard Rushers	118, by Jordan Byrd and 116, by Chance Bell at New Mexico State, W - 31-10, Sept. 14, 2019
Rushing, 40 Times or More	40, by Lynell Hamilton vs. Wyoming*, W - 25-20, Oct. 25, 2003
Rushing, 35 Times or More	36, by Juwan Washington vs. Sacramento State, W - 28-14, Sept. 8, 2018
Rushing, 30 Times or More	31, by Juwan Washington vs. Hawai'i*, (ot) L - 30-31, Nov. 24, 2018
Rushing, 25 Times or More	31, by Juwan Washington vs. Hawai'i*, (ot) L - 30-31, Nov. 24, 2018
Rushing, 4 Touchdowns or More	4, by Rashaad Penny vs. Army West Point, L - 35-42, Dec. 23, 2017
Rushing, 3 Touchdowns or More	3, by Juwan Washington vs. Sacramento State, W - 28-14, Sept. 8, 2018
Rushing, 2 Touchdowns or More	2, by Jordan Byrd at New Mexico State, W - 31-10, Sept. 14, 2019
Had a run of 90 yards or More	95, by Rashaad Penny at Arizona State, W - 30-20, Sept. 9, 2017
Had a run of 80 yards or More	81, by Rashaad Penny vs. Army West Point, L - 35-42, Dec. 23, 2017
Had a run of 70 yards or More	72, by Jordan Byrd at No. 14/24 Boise State*, W - 19-13, Oct. 6, 2018
Had a run of 60 yards or More	72, by Jordan Byrd at No. 14/24 Boise State*, W - 19-13, Oct. 6, 2018
Had a run of 50 yards or More	50, by Chase Jasmin at San José State*, W - 27-17, Oct. 19, 2019

Passing, 500 Yards or More	528, by Ryan Lindley vs. No. 25 Utah*, L - 34-38, Nov. 20, 2010
Passing, 400 Yards or More	413, by Ryan Lindley vs. Louisiana-Lafayette, L - 30-32, Dec. 17, 2011
Passing, 300 Yards or More	323, by Ryan Agnew vs. Fresno State*, W - 17-7, Nov. 15, 2019
Attempted 50 or More Passes	63, by Adam Dingwell vs. Eastern Illinois, L - 19-40, Aug. 31, 2013
Attempted 40 or More Passes	47, by Ryan Agnew vs. Fresno State*, W - 17-7, Nov. 15, 2019
Attempted 30 or More Passes	47, by Ryan Agnew vs. Fresno State*, W - 17-7, Nov. 15, 2019
Completed 40 or More Passes	40, by Todd Santos vs. Stanford, L - 40-44, Oct. 17, 1987
Completed 35 or More Passes	36, by Ryan Lindley vs. No. 25 Utah*, L - 34-38, Nov. 20, 2010
Completed 30 or More Passes	33, by Ryan Agnew vs. Fresno State*, W - 17-7, Nov. 15, 2019
Threw Six Touchdown Passes	6, by Ryan Lindley at Colorado State*, W - 42-28, Oct. 24, 2009
Threw Five Touchdown Passes	6, by Ryan Lindley at Colorado State*, W - 42-28, Oct. 24, 2009
Threw Four Touchdown Passes	4, by Ryan Lindley vs. Cal Poly, W - 49-21, Sept. 3, 2011
Threw Three Touchdown Passes	3, by Ryan Agnew at Colorado State*, W - 24-10, Oct. 5, 2019
Completed a Pass of 80 Yards or More	89, by Christian Chapman to Fred Trevillion vs. Boise State*, L - 14-31, Oct. 14, 2017
Completed a Pass of 70 Yards or More	76, by Christian Chapman to Fred Trevillion vs. Hawai'i*, (ot) L - 30-31, Nov. 24, 2018
Completed a Pass of 60 Yards or More	76, by Christian Chapman to Fred Trevillion vs. Hawai'i*, (ot) L - 30-31, Nov. 24, 2018
Completed a Pass of 50 Yards or More	76, by Christian Chapman to Fred Trevillion vs. Hawai'i*, (ot) L - 30-31, Nov. 24, 2018

LAST TIME IT HAPPENED, cont.

INDIVIDUAL

RECEIVING

Caught 15 or More Passes

Caught 10 or More Passes

Had 200 or More Yards Receiving

Had 150 or More Yards Receiving

Had 100 or More Yards Receiving

Had two 100-yard Receivers

Caught Three or More TDs

Caught Two or More TDs

15, by DeMarco Sampson at Colorado State*, W - 42-28, Oct. 24, 2009

10, by Ezell Ruffin vs. No. 15 Fresno State*, L - 28-35 (ot), Oct. 26, 2013

257, by DeMarco Sampson at Colorado State*, W - 42-28, Oct. 24, 2009

189, by Fred Trevillion at Fresno State*, L - 14-23, Nov. 17, 2018

119, by Jesse Matthews vs. Fresno State*, W - 17-7, Nov. 15, 2019

125, by Gavin Escobar and 102, by Colin Lockett vs. Fresno State, W - 35-28, Dec. 3, 2011

3, by Colin Lockett vs. Louisiana-Lafayette, L - 30-32, Dec. 17, 2011

2, by Kobe Smith at Colorado State*, W - 24-10, Oct. 5, 2019

TOTAL OFFENSE

Had 500 or More Yards Total Offense

Had 400 or More Yards Total Offense

Had 100 Yards Both Passing and Rushing

518, by Ryan Lindley vs. No. 25 Utah, L - 34-38, Nov. 20, 2010

419, by Ryan Lindley vs. Louisiana-Lafayette, L - 30-32, Dec. 17, 2011

229 (passing), 101 (rushing), by Kevin O'Connell at Brigham Young*, L - 16-49, Nov. 6, 2004

SCORING

Accounted for Five or More TDs

Accounted for Four or More TDs

Accounted for Three or More TDs

5, by Ryan Katz vs. Hawai'i*, W - 52-14, Oct. 6, 2012

4, by Rashaad Penny vs. Army West Point, L - 35-42, Dec. 23, 2017

3, by Ryan Agnew at Colorado State*, W - 24-10, Oct. 5, 2019

RETURNS

Returned a Fumble for a Touchdown

Returned an Interception for a Touchdown

Returned a Kickoff for a Touchdown

Returned a Punt for a Touchdown

Returned a Two-Point Conversion

Returned a Blocked Punt for a Touchdown

Returned a Blocked Field Goal for a Touchdown

52, by Everett Beed vs. Air Force*, W - 28-9, Nov. 10, 2012

83, by Tariq Thompson vs. Northern Illinois, W - 34-28, Sept. 30, 2017

95, by Kaegun Williams at San José State*, W - 27-17, Oct. 19, 2019

70, by Rashaad Penny vs. Nevada*, W - 42-23, Nov. 18, 2017

by David Lamar at New Mexico State, W - 26-16, Sept. 28, 2013

by Caden McDonald at UNLV*, W - 20-17, Oct. 26, 2019

Has not happened since start of 2003 season

DEFENSE

Intercepted Three or More Passes

Intercepted Two or More Passes

Recovered Three or More Fumbles

Recovered Two or More Fumbles

Recorded 15 or More Tackles

Recorded 10 or More Tackles

Recorded Three or More Quarterback Sacks

Recorded Two Quarterback Sacks

Recorded Four Tackles for Loss

Recorded Three Tackles for Loss

3, by Luq Barcoo at Colorado State*, W - 24-10, Oct. 5, 2019

2, by Luq Barcoo vs. Fresno State*, W - 17-7, Nov. 15, 2019

Never

2, by Kirk Morrison at New Mexico*, L - 8-15, Nov. 9, 2002

15, Kyhava Tezino vs. Air Force*, W - 21-17, Oct. 12, 2018

12, Trenton Thompson and 10, Kyahva Tezino at UNLV*, W - 20-17, Oct. 26, 2019

3.0, by Jay Henderson vs. Northern Illinois, W - 34-28, Sept. 30, 2017

2.0, by Keshawn Banks at New Mexico State, W - 31-10, Sept. 14, 2019

4.0, by Jay Henderson vs. Northern Illinois, W - 34-28, Sept. 30, 2017

3.5, by Kyahva Tezino at New Mexico*, W - 31-23, Nov. 3, 2018

SPECIAL TEAMS

Scored 15 or More Points Kicking

Scored 10 or More Points Kicking

Kicked Five or More Field Goals

Kicked Four or More Field Goals

Kicked Three or More Field Goals

Kicked Two Field Goals of 50 or More Yards

Kicked a 50-yard Field Goal

Kicked a Punt 70 or More Yards

Kicked a Punt 60 or More Yards

Punted Nine or More Times

Totaled 100 or More Kick Return Yards

Totaled 100 or More Punt Return Yards

Blocked a Punt

Blocked a Field Goal

Blocked a PAT

16, by John Baron at Utah State*, - W, 40-13, Oct. 26, 2016

11, by Matt Araiza at UCLA, W - 23-14, Sept. 7, 2019

Never

4, by John Baron at Utah State*, - W, 40-13, Oct. 26, 2016

3, by Matt Araiza at UCLA, W - 23-14, Sept. 7, 2019

51 and 50, by Chris O'Brien vs. New Mexico, W - 37-31, Nov. 17, 1984

53, by John Baron vs. Hawai'i*, (ot) L - 30-31, Nov. 24, 2018

89, by Brian Stahovich at Wyoming*, W - 48-38, Oct. 30, 2010

61, by Brandon Heicklen vs. Fresno State*, W - 17-7, Nov. 15, 2019

9, by Brandon Heicklen vs. Weber State, W - 6-0, Aug. 31, 2019

102, by Juwan Washington vs. Hawai'i*, (ot) L - 30-31, Nov. 24, 2018

106, by Lloyd Mills vs. South Alabama, L - 27-34 (ot), Sept. 19, 2015

by Trenton Thompson at UNLV*, W - 20-17, Oct. 26, 2019

by Kyle Kelley at Penn State, L - 21-37, Sept. 26, 2015

by Noble Hall at Fresno State*, L, 14-23, Nov. 17, 2018